

Average RPI Win:	253	WON-LOST	WINNING	LAST 10	STRENGTH OF	OPP. STRENGTH	TEAM	ADJ.	CONF.	ADJ CONF.
Average RPI Loss:	176	RECORD	PCT. RANK	GAMES	SCHEDULE	OF SCHEDULE	RPI	RPI	RPI	RPI
DIV. I ONLY	9- 13	226	0- 1	208	304	243	243	25	25	
DIV. I NON-CONF.	2- 5	264	0- 0	212	293	278	278	23	23	
TOTALS	RPI 1-25	RPI 26-50	W-L RECORDS	RPI 51-100	RPI 101-150	RPI 150+				
9- 13	0- 0	0- 0	OVERALL	1- 2	0- 2	8- 9				
5- 5	0- 0	0- 0	HOME	1- 1	0- 1	4- 3				
3- 7	0- 0	0- 0	AWAY	0- 1	0- 1	3- 5				
1- 1	0- 0	0- 0	NEUTRAL	0- 0	0- 0	1- 1				
2- 5	0- 0	0- 0	NON-CONFERENCE	0- 0	0- 2	2- 3				
0- 3	0- 0	0- 0	HOME	0- 0	0- 1	0- 2				
1- 1	0- 0	0- 0	AWAY	0- 0	0- 1	1- 0				
1- 1	0- 0	0- 0	NEUTRAL	0- 0	0- 0	1- 1				
7- 8	0- 0	0- 0	CONFERENCE	1- 2	0- 0	6- 6				
5- 2	0- 0	0- 0	HOME	1- 1	0- 0	4- 1				
2- 6	0- 0	0- 0	AWAY	0- 1	0- 0	2- 5				
0- 0	0- 0	0- 0	NEUTRAL	0- 0	0- 0	0- 0				

RPI S	Opponent	Score	RPI S	Opponent	Score	RPI S	Opponent	Score	RPI S	Opponent	Score	Team's RPI: 243
						65	A Lamar University	58 76	141	H New Mexico St.	65 67	
						65	H Lamar University	47 72	144	A Texas Tech	61 78	
						79	H SFA	46 44	159	A Abilene Christian	55 72	
									159	H Abilene Christian	68 72	
									168	H Texas St.	53 60	
									172	A Nicholls St.	55 85	
									185	A Sam Houston St.	59 61	
									185	H Sam Houston St.	76 61	
									208	N Prairie View	59 67	
									225	A UTRGV	59 49	
									225	H UTRGV	57 70	
									261	N Louisiana	64 63	
									270	A Central Ark.	73 65	
									291	A New Orleans	54 56	
									291	H New Orleans	57 51	
									303	H Incarnate Word	57 49	
									306	A Southeastern La.	45 56	
									328	H Northwestern St.	79 55	
									337	A Houston Baptist	70 56	
LAST 12 Division I GAMES:												
159	A	Abilene Christian	55	72	306	A	Southeastern La.	45	56			
65	H	Lamar University	47	72	337	A	Houston Baptist	70	56			
79	H	SFA	46	44	159	H	Abilene Christian	68	72			
291	A	New Orleans	54	56	172	A	Nicholls St.	55	85			
185	A	Sam Houston St.	59	61	291	H	New Orleans	57	51			
303	H	Incarnate Word	57	49	185	H	Sam Houston St.	76	61			

Non-Div I Games: UNKNOWN 78 40 Schreiner 64 34 Tex. A&M Int'l 84 36 Texas Lutheran 73 49 A&M-Corpus Christi

Loss, Non-Conf, S Site, H Home A Away N Neutral

Average RPI Win:	261	WON-LOST	WINNING	LAST 10	STRENGTH OF	OPP. STRENGTH	TEAM	ADJ.	CONF.	ADJ CONF.
Average RPI Loss:	136	RECORD	PCT. RANK	GAMES	SCHEDULE	OF SCHEDULE	RPI	RPI	RPI	RPI
DIV. I ONLY	14- 8	102	1- 0	252	278	159	159	25	25	
DIV. I NON-CONF.	3- 4	199	0- 0	109	175	119	119	23	23	
TOTALS	RPI 1-25	RPI 26-50	W-L RECORDS	RPI 51-100	RPI 101-150	RPI 150+				
14- 8	0- 0	0- 0	OVERALL	0- 4	1- 2	13- 2				
5- 4	0- 0	0- 0	HOME	0- 3	0- 0	5- 1				
8- 4	0- 0	0- 0	AWAY	0- 1	1- 2	7- 1				
1- 0	0- 0	0- 0	NEUTRAL	0- 0	0- 0	1- 0				
3- 4	0- 0	0- 0	NON-CONFERENCE	0- 2	1- 2	2- 0				
0- 1	0- 0	0- 0	HOME	0- 1	0- 0	0- 0				
2- 3	0- 0	0- 0	AWAY	0- 1	1- 2	1- 0				
1- 0	0- 0	0- 0	NEUTRAL	0- 0	0- 0	1- 0				
11- 4	0- 0	0- 0	CONFERENCE	0- 2	0- 0	11- 2				
5- 3	0- 0	0- 0	HOME	0- 2	0- 0	5- 1				
6- 1	0- 0	0- 0	AWAY	0- 0	0- 0	6- 1				
0- 0	0- 0	0- 0	NEUTRAL	0- 0	0- 0	0- 0				

RPI 1-25				RPI 26-50				RPI 51-100				RPI 101+ Team's RPI: 159			
RPI	S	Opponent	Score	RPI	S	Opponent	Score	RPI	S	Opponent	Score	RPI	S	Opponent	Score
								65	H	Lamar University	60 63	141	A	New Mexico St.	58 46
								69	A	FGCU	65 81	144	A	Texas Tech	54 105
								79	H	SFA	55 71	150	A	Tulsa	63 75
								87	H	Arkansas	68 80	172	H	Nicholls St.	76 66
												185	A	Sam Houston St.	91 79
												185	H	Sam Houston St.	63 72
												241	N	Texas Southern	81 39
												243	A	A&M-Corpus Christi	72 68
												243	H	A&M-Corpus Christi	72 55
												270	H	Central Ark.	77 70
												277	A	UTEP	70 69
												291	A	New Orleans	59 52
												303	A	Incarnate Word	71 50
												306	A	Southeastern La.	71 74
												306	H	Southeastern La.	86 66
												323	H	McNeese	109 52
												328	A	Northwestern St.	72 63
												337	A	Houston Baptist	72 62
LAST 12 Division I GAMES:															
				243	H	A&M-Corpus Christi	72 55					243	A	A&M-Corpus Christi	72 68
				306	H	Southeastern La.	86 66					270	H	Central Ark.	77 70
				303	A	Incarnate Word	71 50					79	H	SFA	55 71
				172	H	Nicholls St.	76 66					328	A	Northwestern St.	72 63
				185	H	Sam Houston St.	63 72					337	A	Houston Baptist	72 62
				65	H	Lamar University	60 63					306	A	Southeastern La.	71 74

Non-Div I Games: Eastern N.M. 78 46 Southwest (NM) 90 47 Howard Payne 98 43 Schreiner 90 43 Abilene Christian

Loss, Non-Conf, S Site, H Home A Away N Neutral

Average RPI Win:	254	WON-LOST	WINNING	LAST 10	STRENGTH OF	OPP. STRENGTH	TEAM	ADJ.	CONF.	ADJ CONF.
Average RPI Loss:	158	RECORD	PCT. RANK	GAMES	SCHEDULE	OF SCHEDULE	RPI	RPI	RPI	RPI
DIV. I ONLY	7- 18	285	0- 1	225	163	292	292	15	15	
DIV. I NON-CONF.	3- 7	256	0- 0	132	244	224	224	13	13	
TOTALS	RPI 1-25	RPI 26-50	W-L RECORDS	RPI 51-100	RPI 101-150	RPI 150+				
7- 18	0- 1	0- 0	OVERALL	0- 4	1- 2	6- 11				
6- 5	0- 0	0- 0	HOME	0- 1	1- 0	5- 4				
1- 13	0- 1	0- 0	AWAY	0- 3	0- 2	1- 7				
0- 0	0- 0	0- 0	NEUTRAL	0- 0	0- 0	0- 0				
3- 7	0- 1	0- 0	NON-CONFERENCE	0- 0	1- 2	2- 4				
2- 2	0- 0	0- 0	HOME	0- 0	1- 0	1- 2				
1- 5	0- 1	0- 0	AWAY	0- 0	0- 2	1- 2				
0- 0	0- 0	0- 0	NEUTRAL	0- 0	0- 0	0- 0				
4- 11	0- 0	0- 0	CONFERENCE	0- 4	0- 0	4- 7				
4- 3	0- 0	0- 0	HOME	0- 1	0- 0	4- 2				
0- 8	0- 0	0- 0	AWAY	0- 3	0- 0	0- 5				
0- 0	0- 0	0- 0	NEUTRAL	0- 0	0- 0	0- 0				

RPI	S	Opponent	Score	RPI	S	Opponent	Score	RPI	S	Opponent	Score	RPI	S	Opponent	Score	Team's RPI: 292
5	A	Oregon	36 82					54	A	New Mexico	57 78	106	A	Minnesota	50 67	
								56	A	Wyoming	60 80	112	H	Northern Colo.	69 57	
								60	A	Boise St.	48 79	115	A	Northeastern	41 54	
								96	H	Fresno St.	70 77	161	A	Denver	66 92	
												178	A	Portland	60 79	
												184	A	Utah St.	55 64	
												184	H	Utah St.	44 48	
												196	H	George Mason	71 78	
												200	A	UNLV	56 66	
												200	H	UNLV	47 62	
												224	H	Nevada	79 74	
												227	H	Navy	47 54	
												240	A	San Diego St.	61 70	
												240	H	San Diego St.	75 66	
												274	A	Colorado St.	48 55	
												274	H	Colorado St.	63 48	
												280	A	Army West Point	71 60	
												302	A	San Jose St.	60 73	
												302	H	San Jose St.	88 77	
												348	H	Fairleigh Dickinson	85 37	
LAST 12 Division I GAMES:																
302	A	San Jose St.	60 73	240	H	San Diego St.	75 66									
96	H	Fresno St.	70 77	302	H	San Jose St.	88 77									
184	A	Utah St.	55 64	60	A	Boise St.	48 79									
200	H	UNLV	47 62	224	H	Nevada	79 74									
56	A	Wyoming	60 80	200	A	UNLV	56 66									
274	A	Colorado St.	48 55	240	A	San Diego St.	61 70									

Non-Div I Games: Western St. 72 54

Air Force

■ Loss,
 ■ Non-Conf, S Site,
 ■ Home
 ■ Away
 N Neutral

Average RPI Win:	233	WON-LOST	WINNING	LAST 10	STRENGTH OF	OPP. STRENGTH	TEAM	ADJ.	CONF.	ADJ CONF.
Average RPI Loss:	90	RECORD	PCT. RANK	GAMES	SCHEDULE	OF SCHEDULE	RPI	RPI	RPI	RPI
DIV. I ONLY	15- 10	117	1- 0	197	122	140	140	7	7	
DIV. I NON-CONF.	8- 2	52	0- 0	312	273	152	152	9	9	
TOTALS	RPI 1-25	RPI 26-50	W-L RECORDS	RPI 51-100	RPI 101-150	RPI 150+				
15- 10	0- 1	1- 3	OVERALL	1- 3	0- 1	13- 2				
8- 3	0- 0	1- 1	HOME	1- 1	0- 0	6- 1				
3- 7	0- 1	0- 2	AWAY	0- 2	0- 1	3- 1				
4- 0	0- 0	0- 0	NEUTRAL	0- 0	0- 0	4- 0				
8- 2	0- 0	0- 0	NON-CONFERENCE	0- 1	0- 1	8- 0				
3- 1	0- 0	0- 0	HOME	0- 1	0- 0	3- 0				
1- 1	0- 0	0- 0	AWAY	0- 0	0- 1	1- 0				
4- 0	0- 0	0- 0	NEUTRAL	0- 0	0- 0	4- 0				
7- 8	0- 1	1- 3	CONFERENCE	1- 2	0- 0	5- 2				
5- 2	0- 0	1- 1	HOME	1- 0	0- 0	3- 1				
2- 6	0- 1	0- 2	AWAY	0- 2	0- 0	2- 1				
0- 0	0- 0	0- 0	NEUTRAL	0- 0	0- 0	0- 0				

RPI 1-25				RPI 26-50				RPI 51-100				RPI 101+ Team's RPI: 140			
RPI	S	Opponent	Score	RPI	S	Opponent	Score	RPI	S	Opponent	Score	RPI	S	Opponent	Score
24	A	Central Mich.	71 94	37	A	Buffalo	72 91	52	H	Butler	47 63	119	A	Youngstown St.	61 72
				37	H	Buffalo	70 59	74	A	Kent St.	58 73	192	A	N.C. A&T	49 36
				39	A	Ohio	70 92	86	H	Toledo	70 64	205	A	Eastern Mich.	60 67
				48	H	Miami (OH)	61 67	99	A	Northern Ill.	59 70	205	H	Eastern Mich.	60 72
												210	H	Ball St.	91 61
												223	A	Bowling Green	83 73
												223	H	Bowling Green	74 71
												253	N	Northern Ky.	77 60
												260	H	St. Bonaventure	67 58
												268	A	Western Mich.	72 59
												268	H	Western Mich.	69 62
												277	N	UTEP	64 57
												278	N	Jackson St.	74 57
												279	H	Canisius	62 53
												309	N	Oakland	85 65
												327	H	Eastern Ky.	63 54
LAST 12 Division I GAMES:															
223	A	Bowling Green	83 73	39	A	Ohio	70 92								
37	H	Buffalo	70 59	74	A	Kent St.	58 73								
205	A	Eastern Mich.	60 67	86	H	Toledo	70 64								
48	H	Miami (OH)	61 67	37	A	Buffalo	72 91								
210	H	Ball St.	91 61	99	A	Northern Ill.	59 70								
268	H	Western Mich.	69 62	205	H	Eastern Mich.	60 72								

Non-Div I Games: Malone 63 44

Akron

■ Loss,
 ■ Non-Conf,
 ■ S Site,
 ■ Home
 ■ A Away
 N Neutral

Alabama

Through Games Of Feb. 27, 2019

Average RPI Win:	176	WON-LOST	WINNING	LAST 10	STRENGTH OF	OPP. STRENGTH	TEAM	ADJ.	CONF.	ADJ CONF.
Average RPI Loss:	75	RECORD	PCT. RANK	GAMES	SCHEDULE	OF SCHEDULE	RPI	RPI	RPI	RPI
DIV. I ONLY	12- 15	204	0- 1	60	67	145	145	4	4	
DIV. I NON-CONF.	8- 5	119	0- 1	136	139	136	136	5	5	
TOTALS	RPI 1-25	RPI 26-50	W-L RECORDS	RPI 51-100	RPI 101-150	RPI 150+				
12- 15	0- 5	2- 2	OVERALL	2- 5	0- 1	8- 2				
8- 6	0- 2	2- 1	HOME	0- 3	0- 0	6- 0				
3- 6	0- 2	0- 1	AWAY	1- 2	0- 0	2- 1				
1- 3	0- 1	0- 0	NEUTRAL	1- 0	0- 1	0- 1				
8- 5	0- 1	1- 0	NON-CONFERENCE	1- 2	0- 1	6- 1				
6- 1	0- 0	1- 0	HOME	0- 1	0- 0	5- 0				
1- 1	0- 0	0- 0	AWAY	0- 1	0- 0	1- 0				
1- 3	0- 1	0- 0	NEUTRAL	1- 0	0- 1	0- 1				
4- 10	0- 4	1- 2	CONFERENCE	1- 3	0- 0	2- 1				
2- 5	0- 2	1- 1	HOME	0- 2	0- 0	1- 0				
2- 5	0- 2	0- 1	AWAY	1- 1	0- 0	1- 1				
0- 0	0- 0	0- 0	NEUTRAL	0- 0	0- 0	0- 0				

RPI	S	Opponent	Score	RPI	S	Opponent	Score	RPI	S	Opponent	Score	RPI	S	Opponent	Score	Team's RPI: 145
9	H	Mississippi St.	49 65	42	H	Clemson	76 56	63	A	Utah	62 72	150	N	Tulsa	73 80	
15	H	Kentucky	53 68	44	H	Tennessee	86 65	66	H	LSU	56 62	165	H	Tulane	69 58	
17	A	South Carolina	59 62	47	A	Auburn	38 77	87	A	Arkansas	61 72	174	N	Louisiana Tech	62 79	
18	N	Miami (FL)	74 101	47	H	Auburn	56 66	95	N	Virginia	64 52	193	A	Vanderbilt	84 65	
22	A	Texas A&M	43 70					98	A	Georgia	58 53	203	H	Grambling	73 55	
								98	H	Georgia	67 76	207	H	Stetson	59 47	
								100	H	South Alabama	67 72	211	A	SMU	62 61	
												218	A	Florida	55 57	
												218	H	Florida	74 67	
												306	H	Southeastern La.	88 40	
												328	H	Northwestern St.	87 73	
LAST 12 Division I GAMES:																
174	N	Louisiana Tech	62 79	9	H	Mississippi St.	49 65	98	A	Georgia	58 53	87	A	Arkansas	61 72	
98	H	Georgia	67 76	66	H	LSU	56 62	44	H	Tennessee	86 65	22	A	Texas A&M	43 70	
193	A	Vanderbilt	84 65	47	A	Auburn	38 77									
47	A	Auburn	38 77	15	H	Kentucky	53 68									
15	H	Kentucky	53 68	218	A	Florida	55 57									

Non-Div I Games:

Alabama

■ Loss,
 ■ Non-Conf,
 ■ S Site,
 ■ H Home
 ■ A Away
 N Neutral

Average RPI Win: 302		WON-LOST	WINNING	LAST 10	STRENGTH OF	OPP. STRENGTH	TEAM	ADJ.	CONF.	ADJ CONF.
Average RPI Loss: 209		RECORD	PCT. RANK	GAMES	SCHEDULE	OF SCHEDULE	RPI	RPI	RPI	RPI
DIV. I ONLY		13- 12	162	1- 0	350	328	289	289	29	29
DIV. I NON-CONF.		5- 6	177	0- 0	308	323	262	262	28	28
TOTALS	RPI 1-25		RPI 26-50		W-L RECORDS		RPI 51-100		RPI 101-150	RPI 150+
13- 12	0- 0		0- 0		OVERALL	0- 0		0- 2		13- 10
6- 5	0- 0		0- 0		HOME	0- 0		0- 0		6- 5
6- 7	0- 0		0- 0		AWAY	0- 0		0- 2		6- 5
1- 0	0- 0		0- 0		NEUTRAL	0- 0		0- 0		1- 0
5- 6	0- 0		0- 0		NON-CONFERENCE	0- 0		0- 2		5- 4
2- 2	0- 0		0- 0		HOME	0- 0		0- 0		2- 2
2- 4	0- 0		0- 0		AWAY	0- 0		0- 2		2- 2
1- 0	0- 0		0- 0		NEUTRAL	0- 0		0- 0		1- 0
8- 6	0- 0		0- 0		CONFERENCE	0- 0		0- 0		8- 6
4- 3	0- 0		0- 0		HOME	0- 0		0- 0		4- 3
4- 3	0- 0		0- 0		AWAY	0- 0		0- 0		4- 3
0- 0	0- 0		0- 0		NEUTRAL	0- 0		0- 0		0- 0

[illegible]

Non-Div I Games:

Alabama A&M

Loss, Non-Conf, S Site, H Home A Away N Neutral

Average RPI Win:	300	WON-LOST	WINNING	LAST 10	STRENGTH OF	OPP. STRENGTH	TEAM	ADJ.	CONF.	ADJ CONF.
Average RPI Loss:	151	RECORD	PCT. RANK	GAMES	SCHEDULE	OF SCHEDULE	RPI	RPI	RPI	RPI
DIV. I ONLY	9- 15	246	0- 1	222	312	258	258	29	29	
DIV. I NON-CONF.	0- 10	336	0- 0	16	156	247	247	28	28	
TOTALS	RPI 1-25	RPI 26-50	W-L RECORDS	RPI 51-100	RPI 101-150	RPI 150+				
9- 15	0- 2	0- 2	OVERALL	0- 2	0- 1	9- 8				
5- 5	0- 1	0- 0	HOME	0- 0	0- 1	5- 3				
4- 10	0- 1	0- 2	AWAY	0- 2	0- 0	4- 5				
0- 0	0- 0	0- 0	NEUTRAL	0- 0	0- 0	0- 0				
0- 10	0- 2	0- 2	NON-CONFERENCE	0- 2	0- 1	0- 3				
0- 3	0- 1	0- 0	HOME	0- 0	0- 1	0- 1				
0- 7	0- 1	0- 2	AWAY	0- 2	0- 0	0- 2				
0- 0	0- 0	0- 0	NEUTRAL	0- 0	0- 0	0- 0				
9- 5	0- 0	0- 0	CONFERENCE	0- 0	0- 0	9- 5				
5- 2	0- 0	0- 0	HOME	0- 0	0- 0	5- 2				
4- 3	0- 0	0- 0	AWAY	0- 0	0- 0	4- 3				
0- 0	0- 0	0- 0	NEUTRAL	0- 0	0- 0	0- 0				

RPI 1-25				RPI 26-50				RPI 51-100				RPI 101+				Team's RPI: 258	
RPI	S	Opponent	Score	RPI	S	Opponent	Score	RPI	S	Opponent	Score	RPI	S	Opponent	Score		
15	A	Kentucky	35 87	41	A	Georgia Tech	42 69	97	A	Troy	46 116	102	H	UAB	47 62		
17	H	South Carolina	38 94	47	A	Auburn	50 83	100	A	South Alabama	65 77	173	A	Southern U.	52 62		
												173	H	Southern U.	78 61		
												177	A	North Ala.	42 68		
												186	A	Xavier	58 87		
												203	H	Grambling	72 80		
												208	A	Prairie View	59 71		
												241	A	Texas Southern	58 51		
												278	H	Jackson St.	74 67		
												286	H	Samford	51 60		
												289	A	Alabama A&M	60 46		
												289	H	Alabama A&M	57 65		
												326	A	Mississippi Val.	62 64		
												326	H	Mississippi Val.	73 67		
												345	A	Ark.-Pine Bluff	58 56		
												345	H	Ark.-Pine Bluff	73 52		
												351	A	Alcorn	70 58		
												351	H	Alcorn	76 63		
LAST 12 Division I GAMES:																	
173	A	Southern U.	52 62	241	A	Texas Southern	58 51										
351	A	Alcorn	70 58	173	H	Southern U.	78 61										
289	H	Alabama A&M	57 65	351	H	Alcorn	76 63										
326	H	Mississippi Val.	73 67	289	A	Alabama A&M	60 46										
345	H	Ark.-Pine Bluff	73 52	326	A	Mississippi Val.	62 64										
208	A	Prairie View	59 71	345	A	Ark.-Pine Bluff	58 56										

Non-Div I Games: Mobile 69 63

Alabama St.

■ Loss,
 ■ Non-Conf,
 ■ S Site,
 ■ H Home
 ■ A Away
 N Neutral

Average RPI Win: 274	WON-LOST	WINNING	LAST 10	STRENGTH OF	OPP. STRENGTH	TEAM	ADJ.	CONF.	ADJ CONF.
Average RPI Loss: 182	RECORD	PCT. RANK	GAMES	SCHEDULE	OF SCHEDULE	RPI	RPI	RPI	RPI
DIV. I ONLY	12- 16	217	1- 0	269	277	242	242	23	23
DIV. I NON-CONF.	3- 10	278	0- 0	257	281	293	293	25	25
TOTALS	RPI 1-25	RPI 26-50	W-L RECORDS	RPI 51-100	RPI 101-150	RPI 150+			
12- 16	0- 0	0- 1	OVERALL	0- 3	0- 3	12- 9			
6- 6	0- 0	0- 0	HOME	0- 1	0- 1	6- 4			
6- 10	0- 0	0- 1	AWAY	0- 2	0- 2	6- 5			
0- 0	0- 0	0- 0	NEUTRAL	0- 0	0- 0	0- 0			
3- 10	0- 0	0- 1	NON-CONFERENCE	0- 1	0- 2	3- 6			
1- 4	0- 0	0- 0	HOME	0- 0	0- 1	1- 3			
2- 6	0- 0	0- 1	AWAY	0- 1	0- 1	2- 3			
0- 0	0- 0	0- 0	NEUTRAL	0- 0	0- 0	0- 0			
9- 6	0- 0	0- 0	CONFERENCE	0- 2	0- 1	9- 3			
5- 2	0- 0	0- 0	HOME	0- 1	0- 0	5- 1			
4- 4	0- 0	0- 0	AWAY	0- 1	0- 1	4- 2			
0- 0	0- 0	0- 0	NEUTRAL	0- 0	0- 0	0- 0			

RPI S	Opponent	Score	RPI S	Opponent	Score	RPI S	Opponent	Score	RPI S	Opponent	Score	Team's RPI: 242
26	A Rutgers	39 65	61	A Maine	65 76	113	A Hartford	35 82				
			61	H Maine	61 67	123	A South Fla.	37 74				
			77	A Purdue	41 53	134	H Marist	56 74				
						152	A Stony Brook	54 49				
						152	H Stony Brook	52 68				
						190	H Holy Cross	50 56				
						222	A Cornell	34 48				
						231	A Monmouth	56 64				
						234	A Columbia	62 58				
						250	A Binghamton	71 62				
						250	H Binghamton	61 56				
						264	A St. Francis Brooklyn	67 60				
						279	H Canisius	42 48				
						281	A Vermont	39 52				
						281	H Vermont	65 40				
						282	H Manhattan	60 54				
						311	A UMBC	60 69				
						311	H UMBC	64 44				
						312	A New Hampshire	78 53				
						312	H New Hampshire	59 41				
						318	H Central Conn. St.	53 60				
						321	A UMass Lowell	56 53				
						321	H UMass Lowell	63 56				
						325	A Lafayette	66 67				
LAST 12 Division I GAMES:												
312	A New Hampshire	78 53	250	A Binghamton	71 62							
311	A UMBC	60 69	312	H New Hampshire	59 41							
152	H Stony Brook	52 68	113	A Hartford	35 82							
61	H Maine	61 67	152	A Stony Brook	54 49							
321	A UMass Lowell	56 53	311	H UMBC	64 44							
281	H Vermont	65 40	321	H UMass Lowell	63 56							

Non-Div I Games:

Albany (NY)

■ Loss,
■ Non-Conf, S Site,
■ Home
■ Away
N Neutral

Average RPI Win: 298	WON-LOST	WINNING	LAST 10	STRENGTH OF	OPP. STRENGTH	TEAM	ADJ.	CONF.	ADJ CONF.
Average RPI Loss: 242	RECORD	PCT. RANK	GAMES	SCHEDULE	OF SCHEDULE	RPI	RPI	RPI	RPI
DIV. I ONLY	3- 21	338	0- 1	348	341	351	351	29	29
DIV. I NON-CONF.	0- 9	336	0- 1	276	321	348	348	28	28
TOTALS	RPI 1-25	RPI 26-50	W-L RECORDS	RPI 51-100	RPI 101-150	RPI 150+			
3- 21	0- 0	0- 1	OVERALL	0- 0	0- 2	3- 18			
2- 9	0- 0	0- 0	HOME	0- 0	0- 0	2- 9			
1- 11	0- 0	0- 1	AWAY	0- 0	0- 1	1- 9			
0- 1	0- 0	0- 0	NEUTRAL	0- 0	0- 1	0- 0			
0- 9	0- 0	0- 1	NON-CONFERENCE	0- 0	0- 2	0- 6			
0- 2	0- 0	0- 0	HOME	0- 0	0- 0	0- 2			
0- 6	0- 0	0- 1	AWAY	0- 0	0- 1	0- 4			
0- 1	0- 0	0- 0	NEUTRAL	0- 0	0- 1	0- 0			
3- 12	0- 0	0- 0	CONFERENCE	0- 0	0- 0	3- 12			
2- 7	0- 0	0- 0	HOME	0- 0	0- 0	2- 7			
1- 5	0- 0	0- 0	AWAY	0- 0	0- 0	1- 5			
0- 0	0- 0	0- 0	NEUTRAL	0- 0	0- 0	0- 0			

RPI 1-25				RPI 26-50				RPI 51-100				RPI 101+ Team's RPI: 351			
RPI	S	Opponent	Score	RPI	S	Opponent	Score	RPI	S	Opponent	Score	RPI	S	Opponent	Score
				43	A	TCU	31 88					102	A	UAB	53 80
												141	N	New Mexico St.	64 82
												173	H	Southern U.	54 75
												182	A	Southern Miss.	47 66
												203	A	Grambling	56 61
												203	H	Grambling	63 79
												208	H	Prairie View	61 82
												241	H	Texas Southern	53 52
												258	A	Alabama St.	63 76
												258	H	Alabama St.	58 70
												270	H	Central Ark.	46 57
												277	A	UTEP	51 77
												278	A	Jackson St.	66 88
												278	H	Jackson St.	61 82
												289	A	Alabama A&M	69 87
												289	H	Alabama A&M	50 51
												306	H	Southeastern La.	59 77
												313	A	FIU	40 75
												326	A	Mississippi Val.	81 80
												326	H	Mississippi Val.	73 63
												328	A	Northwestern St.	65 78
												345	A	Ark.-Pine Bluff	57 66
												345	H	Ark.-Pine Bluff	57 59
LAST 12 Division I GAMES:															
				141	N	New Mexico St.	64 82					278	H	Jackson St.	61 82
				289	H	Alabama A&M	50 51					173	H	Southern U.	54 75
				258	H	Alabama St.	58 70					289	A	Alabama A&M	69 87
				345	A	Ark.-Pine Bluff	57 66					258	A	Alabama St.	63 76
				326	A	Mississippi Val.	81 80					345	H	Ark.-Pine Bluff	57 59
				203	H	Grambling	63 79					326	H	Mississippi Val.	73 63

Non-Div I Games: Lane 58 70 Fisk 67 64 Rust 59 78

Alcorn

Loss, Non-Conf, S Site, H Home A Away N Neutral

Average RPI Win: 231	WON-LOST	WINNING	LAST 10	STRENGTH OF	OPP. STRENGTH	TEAM	ADJ.	CONF.	ADJ CONF.
Average RPI Loss: 84	RECORD	PCT. RANK	GAMES	SCHEDULE	OF SCHEDULE	RPI	RPI	RPI	RPI
DIV. I ONLY	19- 8	63	1- 0	128	189	71	71	18	18
DIV. I NON-CONF.	4- 7	228	0- 0	66	73	164	164	21	21
TOTALS	RPI 1-25	RPI 26-50	W-L RECORDS	RPI 51-100	RPI 101-150	RPI 150+			
19- 8	0- 1	0- 1	OVERALL	0- 3	3- 2	16- 1			
10- 1	0- 0	0- 1	HOME	0- 0	2- 0	8- 0			
9- 5	0- 0	0- 0	AWAY	0- 2	1- 2	8- 1			
0- 2	0- 1	0- 0	NEUTRAL	0- 1	0- 0	0- 0			
4- 7	0- 1	0- 1	NON-CONFERENCE	0- 2	1- 2	3- 1			
3- 1	0- 0	0- 1	HOME	0- 0	1- 0	2- 0			
1- 4	0- 0	0- 0	AWAY	0- 1	0- 2	1- 1			
0- 2	0- 1	0- 0	NEUTRAL	0- 1	0- 0	0- 0			
15- 1	0- 0	0- 0	CONFERENCE	0- 1	2- 0	13- 0			
7- 0	0- 0	0- 0	HOME	0- 0	1- 0	6- 0			
8- 1	0- 0	0- 0	AWAY	0- 1	1- 0	7- 0			
0- 0	0- 0	0- 0	NEUTRAL	0- 0	0- 0	0- 0			

RPI 1-25				RPI 26-50				RPI 51-100				Team's RPI: 71	RPI 101+			
RPI	S	Opponent	Score	RPI	S	Opponent	Score	RPI	S	Opponent	Score		RPI	S	Opponent	Score
4	N	Stanford	49 71	39	H	Ohio	67 77	51	A	Bucknell	56 71		124	A	High Point	61 66
								69	N	FGCU	71 90		127	A	Penn St.	59 80
								95	A	Virginia	54 57		139	A	Lehigh	61 53
													139	H	Lehigh	50 47
													150	H	Tulsa	68 52
													158	A	Boston U.	64 51
													158	H	Boston U.	50 48
													161	A	Denver	54 83
													190	A	Holy Cross	71 44
													190	H	Holy Cross	70 58
													196	H	George Mason	86 71
													227	A	Navy	58 45
													233	A	Hawaii	69 57
													245	A	Colgate	71 66
													245	H	Colgate	76 57
													280	A	Army West Point	75 62
													280	H	Army West Point	61 51
													296	A	Loyola Maryland	67 56
													296	H	Loyola Maryland	82 38
													311	H	UMBC	64 42
													325	A	Lafayette	67 57
													325	H	Lafayette	60 45
LAST 12 Division I GAMES:																
				190	A	Holy Cross	71 44					245	A	Colgate	71 66	
				325	A	Lafayette	67 57					190	H	Holy Cross	70 58	
				158	H	Boston U.	50 48					325	H	Lafayette	60 45	
				139	H	Lehigh	50 47					158	A	Boston U.	64 51	
				296	A	Loyola Maryland	67 56					139	A	Lehigh	61 53	
				280	A	Army West Point	75 62					296	H	Loyola Maryland	82 38	

Non-Div I Games:

American

■ Loss,
■ Non-Conf,
■ S Site,
■ Home
■ Away
N Neutral

Appalachian St.

Through Games Of Feb. 27, 2019

Average RPI Win:	216	WON-LOST	WINNING	LAST 10	STRENGTH OF	OPP. STRENGTH	TEAM	ADJ.	CONF.	ADJ CONF.
Average RPI Loss:	114	RECORD	PCT. RANK	GAMES	SCHEDULE	OF SCHEDULE	RPI	RPI	RPI	RPI
DIV. I ONLY	13- 12	162	1- 0	125	158	141	141	12	12	
DIV. I NON-CONF.	6- 5	143	0- 0	170	157	130	130	14	14	
TOTALS	RPI 1-25	RPI 26-50	W-L RECORDS	RPI 51-100	RPI 101-150	RPI 150+				
13- 12	0- 1	0- 2	OVERALL	1- 4	0- 2	12- 3				
9- 3	0- 0	0- 0	HOME	1- 3	0- 0	8- 0				
4- 9	0- 1	0- 2	AWAY	0- 1	0- 2	4- 3				
0- 0	0- 0	0- 0	NEUTRAL	0- 0	0- 0	0- 0				
6- 5	0- 1	0- 2	NON-CONFERENCE	0- 0	0- 1	6- 1				
5- 0	0- 0	0- 0	HOME	0- 0	0- 0	5- 0				
1- 5	0- 1	0- 2	AWAY	0- 0	0- 1	1- 1				
0- 0	0- 0	0- 0	NEUTRAL	0- 0	0- 0	0- 0				
7- 7	0- 0	0- 0	CONFERENCE	1- 4	0- 1	6- 2				
4- 3	0- 0	0- 0	HOME	1- 3	0- 0	3- 0				
3- 4	0- 0	0- 0	AWAY	0- 1	0- 1	3- 2				
0- 0	0- 0	0- 0	NEUTRAL	0- 0	0- 0	0- 0				

RPI 1-25				RPI 26-50				RPI 51-100				RPI 101+ Team's RPI: 141			
RPI	S	Opponent	Score	RPI	S	Opponent	Score	RPI	S	Opponent	Score	RPI	S	Opponent	Score
17	A	South Carolina	50 80	41	A	Georgia Tech	53 71	67	H	Little Rock	59 74	102	A	UAB	61 80
				42	A	Clemson	48 87	92	A	UT Arlington	94 99	135	A	Georgia St.	75 85
								92	H	UT Arlington	65 72	157	A	Davidson	81 78
								97	H	Troy	72 83	163	A	Coastal Caro.	66 74
								100	H	South Alabama	71 63	163	H	Coastal Caro.	67 53
												168	A	Texas St.	62 49
												168	H	Texas St.	77 56
												175	H	Arkansas St.	75 67
												201	H	Marshall	74 52
												217	H	Elon	65 62
												256	A	ETSU	64 95
												261	A	Louisiana	55 73
												262	H	Wofford	94 70
												283	A	Ga. Southern	70 52
												288	H	Col. of Charleston	80 66
												305	H	UNC Greensboro	68 65
												315	A	La.-Monroe	80 58
LAST 12 Division I GAMES:															
283	A	Ga. Southern	70 52	261	A	Louisiana	55 73								
135	A	Georgia St.	75 85	67	H	Little Rock	59 74								
163	A	Coastal Caro.	66 74	175	H	Arkansas St.	75 67								
92	H	UT Arlington	65 72	163	H	Coastal Caro.	67 53								
168	H	Texas St.	77 56	168	A	Texas St.	62 49								
315	A	La.-Monroe	80 58	92	A	UT Arlington	94 99								

Non-Div I Games:

Appalachian St.

■ Loss,
 ■ Non-Conf, S Site,
 ■ Home
 ■ Away
 N Neutral

Arizona

Through Games Of Feb. 27, 2019

Average RPI Win:	181	WON-LOST	WINNING	LAST 10	STRENGTH OF	OPP. STRENGTH	TEAM	ADJ.	CONF.	ADJ CONF.
Average RPI Loss:	44	RECORD	PCT. RANK	GAMES	SCHEDULE	OF SCHEDULE	RPI	RPI	RPI	RPI
DIV. I ONLY	17- 10	103	0- 1	97	37	75	75	2	2	
DIV. I NON-CONF.	10- 1	17	0- 0	327	240	127	127	2	2	
TOTALS	RPI 1-25	RPI 26-50	W-L RECORDS	RPI 51-100	RPI 101-150	RPI 150+				
17- 10	1- 5	2- 2	OVERALL	2- 1	0- 2	12- 0				
11- 3	1- 1	2- 1	HOME	2- 0	0- 1	6- 0				
4- 7	0- 4	0- 1	AWAY	0- 1	0- 1	4- 0				
2- 0	0- 0	0- 0	NEUTRAL	0- 0	0- 0	2- 0				
10- 1	0- 0	0- 0	NON-CONFERENCE	1- 0	0- 1	9- 0				
6- 1	0- 0	0- 0	HOME	1- 0	0- 1	5- 0				
2- 0	0- 0	0- 0	AWAY	0- 0	0- 0	2- 0				
2- 0	0- 0	0- 0	NEUTRAL	0- 0	0- 0	2- 0				
7- 9	1- 5	2- 2	CONFERENCE	1- 1	0- 1	3- 0				
5- 2	1- 1	2- 1	HOME	1- 0	0- 0	1- 0				
2- 7	0- 4	0- 1	AWAY	0- 1	0- 1	2- 0				
0- 0	0- 0	0- 0	NEUTRAL	0- 0	0- 0	0- 0				

RPI S Opponent	Score	RPI S Opponent	Score	RPI S Opponent	Score	RPI S Opponent	Score
4 A Stanford	54 56	32 H UCLA	93 98	63 A Utah	64 80	110 H Loyola Marymount	64 66
4 H Stanford	48 78	38 A California	76 82	63 H Utah	66 55	143 A Washington St.	88 90
5 A Oregon	60 93	38 H California	60 55	91 H Idaho St.	71 46	155 A Washington	69 59
19 A Arizona St.	47 60	46 H Southern California	71 68			164 A Colorado	69 67
19 H Arizona St.	51 39					164 H Colorado	63 51
20 A Oregon St.	64 86					169 H Montana	100 51
						178 N Portland	92 70
						240 A San Diego St.	69 60
						254 H Northern Ariz.	71 47
						275 A Long Beach St.	70 43
						277 H UTEP	62 40
						301 H South Carolina St.	73 32
						303 H Incarnate Word	84 42
						344 N Seattle U	84 54
LAST 12 Division I GAMES:							
38 A California	76 82	19 A Arizona St.	47 60				
4 A Stanford	54 56	32 H UCLA	93 98				
164 H Colorado	63 51	46 H Southern California	71 68				
63 H Utah	66 55	5 A Oregon	60 93				
143 A Washington St.	88 90	20 A Oregon St.	64 86				
155 A Washington	69 59	4 H Stanford	48 78				

Non-Div I Games:

Arizona

Loss, Non-Conf, S Site, H Home A Away N Neutral

Average RPI Win: 123		WON-LOST	WINNING	LAST 10	STRENGTH OF	OPP. STRENGTH	TEAM	ADJ.	CONF.	ADJ CONF.
Average RPI Loss: 20		RECORD	PCT. RANK	GAMES	SCHEDULE	OF SCHEDULE	RPI	RPI	RPI	RPI
DIV. I ONLY		18- 8	70	1- 0	9	10	19	19	2	2
DIV. I NON-CONF.		9- 2	43	1- 0	54	15	26	26	2	2
TOTALS	RPI 1-25	RPI 26-50		W-L RECORDS		RPI 51-100	RPI 101-150	RPI 150+		
18- 8	1- 5	3- 2		OVERALL		5- 1	2- 0	7- 0		
10- 3	0- 2	2- 1		HOME		3- 0	1- 0	4- 0		
6- 4	1- 2	0- 1		AWAY		2- 1	1- 0	2- 0		
2- 1	0- 1	1- 0		NEUTRAL		0- 0	0- 0	1- 0		
9- 2	0- 2	1- 0		NON-CONFERENCE		2- 0	1- 0	5- 0		
5- 1	0- 1	0- 0		HOME		1- 0	1- 0	3- 0		
2- 0	0- 0	0- 0		AWAY		1- 0	0- 0	1- 0		
2- 1	0- 1	1- 0		NEUTRAL		0- 0	0- 0	1- 0		
9- 6	1- 3	2- 2		CONFERENCE		3- 1	1- 0	2- 0		
5- 2	0- 1	2- 1		HOME		2- 0	0- 0	1- 0		
4- 4	1- 2	0- 1		AWAY		1- 1	1- 0	1- 0		
0- 0	0- 0	0- 0		NEUTRAL		0- 0	0- 0	0- 0		

RPI 1-25					Team's RPI: 19					RPI 26-50					RPI 51-100					RPI 101+				
RPI	S	Opponent	Score		RPI	S	Opponent	Score		RPI	S	Opponent	Score		RPI	S	Opponent	Score						
2	H	Baylor	59	65	32	H	UCLA	59	61	63	A	Utah	65	63	143	A	Washington St.	61	46					
3	N	Louisville	56	58	35	N	Kansas St.	65	51	63	H	Utah	60	58	150	H	Tulsa	70	52					
4	A	Stanford	50	71	38	A	California	60	69	75	A	Arizona	39	51	151	N	Southern Ill.	82	38					
4	H	Stanford	65	72	38	H	California	62	61	75	H	Arizona	60	47	164	A	Colorado	76	70					
5	A	Oregon	71	77	46	H	Southern California	68	59	87	A	Arkansas	88	85	164	H	Colorado	66	49					
20	A	Oregon St.	79	76						96	H	Fresno St.	68	52	173	H	Southern U.	69	47					
LAST 12 Division I GAMES:																								
150	H	Tulsa	70	52	75	H	Arizona	60	47															
4	A	Stanford	50	71	46	H	Southern California	68	59															
38	A	California	60	69	32	H	UCLA	59	61															
63	H	Utah	60	58	20	A	Oregon St.	79	76															
164	H	Colorado	66	49	5	A	Oregon	71	77															
143	A	Washington St.	61	46	38	H	California	62	61															

Non-Div I Games:

Arizona St.

Loss, Non-Conf, S Site, H Home A Away N Neutral

Ark.-Pine Bluff

Through Games Of Feb. 27, 2019

Average RPI Win:	351	WON-LOST	WINNING	LAST 10	STRENGTH OF	OPP. STRENGTH	TEAM	ADJ.	CONF.	ADJ CONF.
Average RPI Loss:	220	RECORD	PCT. RANK	GAMES	SCHEDULE	OF SCHEDULE	RPI	RPI	RPI	RPI
DIV. I ONLY	2- 16	344	0- 1	321	346	345	345	29	29	
DIV. I NON-CONF.	0- 3	336	0- 0	23	128	259	259	28	28	
TOTALS	RPI 1-25	RPI 26-50	W-L RECORDS	RPI 51-100	RPI 101-150	RPI 150+				
2- 16	0- 1	0- 0	OVERALL	0- 0	0- 1	2- 14				
1- 6	0- 0	0- 0	HOME	0- 0	0- 0	1- 6				
1- 10	0- 1	0- 0	AWAY	0- 0	0- 1	1- 8				
0- 0	0- 0	0- 0	NEUTRAL	0- 0	0- 0	0- 0				
0- 3	0- 1	0- 0	NON-CONFERENCE	0- 0	0- 1	0- 1				
0- 0	0- 0	0- 0	HOME	0- 0	0- 0	0- 0				
0- 3	0- 1	0- 0	AWAY	0- 0	0- 1	0- 1				
0- 0	0- 0	0- 0	NEUTRAL	0- 0	0- 0	0- 0				
2- 13	0- 0	0- 0	CONFERENCE	0- 0	0- 0	2- 13				
1- 6	0- 0	0- 0	HOME	0- 0	0- 0	1- 6				
1- 7	0- 0	0- 0	AWAY	0- 0	0- 0	1- 7				
0- 0	0- 0	0- 0	NEUTRAL	0- 0	0- 0	0- 0				

RPI 1-25				RPI 26-50				RPI 51-100				RPI 101+ Team's RPI: 345			
RPI	S	Opponent	Score	RPI	S	Opponent	Score	RPI	S	Opponent	Score	RPI	S	Opponent	Score
20	A	Oregon St.	33 89									106	A	Minnesota	42 84
												173	A	Southern U.	41 73
												173	H	Southern U.	45 56
												203	A	Grambling	57 77
												208	A	Prairie View	46 79
												208	H	Prairie View	41 80
												241	A	Texas Southern	49 62
												241	H	Texas Southern	58 59
												246	A	Wichita St.	39 76
												258	A	Alabama St.	52 73
												258	H	Alabama St.	56 58
												278	A	Jackson St.	41 60
												289	A	Alabama A&M	54 60
												289	H	Alabama A&M	52 78
												326	H	Mississippi Val.	56 62
												351	A	Alcorn	59 57
												351	H	Alcorn	66 57
LAST 12 Division I GAMES:															
289	A	Alabama A&M	54 60	278	A	Jackson St.	41 60								
208	A	Prairie View	46 79	203	A	Grambling	57 77								
241	A	Texas Southern	49 62	208	H	Prairie View	41 80								
351	H	Alcorn	66 57	241	H	Texas Southern	58 59								
173	H	Southern U.	45 56	351	A	Alcorn	59 57								
258	A	Alabama St.	52 73	173	A	Southern U.	41 73								

Non-Div I Games: LeMoyne-Owen 52 43 Paul Quinn 68 52 Philander Smith 48 53 Tougaloo 68 60 Ark.-Pine Bluff

Loss, Non-Conf, S Site, H Home A Away N Neutral

Arkansas

Through Games Of Feb. 27, 2019

Average RPI Win:	183	WON-LOST	WINNING	LAST 10	STRENGTH OF	OPP. STRENGTH	TEAM	ADJ.	CONF.	ADJ CONF.
Average RPI Loss:	49	RECORD	PCT. RANK	GAMES	SCHEDULE	OF SCHEDULE	RPI	RPI	RPI	RPI
DIV. I ONLY	17- 11	115	1- 0	86	66	87	87	4	4	
DIV. I NON-CONF.	11- 3	56	0- 0	133	125	55	55	5	5	
TOTALS	RPI 1-25	RPI 26-50	W-L RECORDS	RPI 51-100	RPI 101-150	RPI 150+				
17- 11	0- 5	1- 2	OVERALL	2- 3	2- 1	12- 0				
9- 5	0- 3	0- 1	HOME	1- 1	1- 0	7- 0				
6- 5	0- 2	1- 1	AWAY	1- 2	1- 0	3- 0				
2- 1	0- 0	0- 0	NEUTRAL	0- 0	0- 1	2- 0				
11- 3	0- 2	0- 0	NON-CONFERENCE	2- 0	1- 1	8- 0				
6- 1	0- 1	0- 0	HOME	1- 0	0- 0	5- 0				
3- 1	0- 1	0- 0	AWAY	1- 0	1- 0	1- 0				
2- 1	0- 0	0- 0	NEUTRAL	0- 0	0- 1	2- 0				
6- 8	0- 3	1- 2	CONFERENCE	0- 3	1- 0	4- 0				
3- 4	0- 2	0- 1	HOME	0- 1	1- 0	2- 0				
3- 4	0- 1	1- 1	AWAY	0- 2	0- 0	2- 0				
0- 0	0- 0	0- 0	NEUTRAL	0- 0	0- 0	0- 0				

RPI 1-25				RPI 26-50				RPI 51-100				Team's RPI: 87		RPI 101+			
RPI	S	Opponent	Score	RPI	S	Opponent	Score	RPI	S	Opponent	Score			RPI	S	Opponent	Score
9	H	Mississippi St.	69 93	30	A	Missouri	53 71	66	A	LSU	34 71			125	N	Pittsburgh	54 61
11	A	Iowa St.	82 91	44	A	Tennessee	80 79	85	H	Nebraska	84 80			145	H	Alabama	72 61
15	A	Kentucky	59 61	47	H	Auburn	72 75	92	A	UT Arlington	66 65			150	A	Tulsa	61 59
17	H	South Carolina	79 87					98	A	Georgia	83 93			154	H	Tennessee Tech	65 42
19	H	Arizona St.	85 88					98	H	Georgia	72 80			159	A	Abilene Christian	80 68

Average RPI Win:	207	WON-LOST	WINNING	LAST 10	STRENGTH OF	OPP. STRENGTH	TEAM	ADJ.	CONF.	ADJ CONF.
Average RPI Loss:	109	RECORD	PCT. RANK	GAMES	SCHEDULE	OF SCHEDULE	RPI	RPI	RPI	RPI
DIV. I ONLY	10- 15	231	1- 0	76	153	175	175	12	12	
DIV. I NON-CONF.	5- 6	177	0- 0	159	131	177	177	14	14	
TOTALS	RPI 1-25	RPI 26-50	W-L RECORDS	RPI 51-100	RPI 101-150	RPI 150+				
10- 15	0- 1	0- 1	OVERALL	3- 6	1- 3	6- 4				
8- 4	0- 0	0- 0	HOME	2- 2	1- 0	5- 2				
2- 11	0- 1	0- 1	AWAY	1- 4	0- 3	1- 2				
0- 0	0- 0	0- 0	NEUTRAL	0- 0	0- 0	0- 0				
5- 6	0- 1	0- 1	NON-CONFERENCE	0- 1	1- 2	4- 1				
4- 1	0- 0	0- 0	HOME	0- 0	1- 0	3- 1				
1- 5	0- 1	0- 1	AWAY	0- 1	0- 2	1- 0				
0- 0	0- 0	0- 0	NEUTRAL	0- 0	0- 0	0- 0				
5- 9	0- 0	0- 0	CONFERENCE	3- 5	0- 1	2- 3				
4- 3	0- 0	0- 0	HOME	2- 2	0- 0	2- 1				
1- 6	0- 0	0- 0	AWAY	1- 3	0- 1	0- 2				
0- 0	0- 0	0- 0	NEUTRAL	0- 0	0- 0	0- 0				

RPI 1-25				RPI 26-50				RPI 51-100				RPI 101+ Team's RPI: 175			
RPI	S	Opponent	Score	RPI	S	Opponent	Score	RPI	S	Opponent	Score	RPI	S	Opponent	Score
22	A	Texas A&M	56 97	30	A	Missouri	50 70	57	A	Belmont	55 74	129	A	Oklahoma St.	60 62
								67	A	Little Rock	55 68	132	A	UT Martin	91 97
								67	H	Little Rock	62 58	141	A	Appalachian St.	67 75
								92	A	UT Arlington	62 67	150	H	Tulsa	73 60
								92	H	UT Arlington	73 100	163	A	Coastal Caro.	72 88
								97	A	Troy	79 87	168	A	Texas St.	54 68
								97	H	Troy	89 100	168	H	Texas St.	62 85
								100	A	South Alabama	77 64	174	H	Louisiana Tech	70 80
								100	H	South Alabama	69 58	209	H	Memphis	77 66
												261	H	Louisiana	87 75
												269	H	Murray St.	74 63
												277	A	UTEP	67 66
												315	H	La.-Monroe	64 54
												326	H	Mississippi Val.	60 57
LAST 12 Division I GAMES:															
67	H	Little Rock	62 58	163	A	Coastal Caro.	72 88								
92	A	UT Arlington	62 67	141	A	Appalachian St.	67 75								
168	A	Texas St.	54 68	168	H	Texas St.	62 85								
97	H	Troy	89 100	92	H	UT Arlington	73 100								
100	H	South Alabama	69 58	97	A	Troy	79 87								
67	A	Little Rock	55 68	100	A	South Alabama	77 64								

Non-Div I Games:

Arkansas St.

■ Loss,
 ■ Non-Conf,
 ■ S Site,
 ■ H Home
 ■ A Away
 N Neutral

Army West Point

Through Games Of Feb. 27, 2019

Average RPI Win:	286	WON-LOST	WINNING	LAST 10	STRENGTH OF	OPP. STRENGTH	TEAM	ADJ.	CONF.	ADJ CONF.
Average RPI Loss:	165	RECORD	PCT. RANK	GAMES	SCHEDULE	OF SCHEDULE	RPI	RPI	RPI	RPI
DIV. I ONLY	10- 16	242	0- 1	291	256	280	280	18	18	
DIV. I NON-CONF.	4- 6	212	0- 0	321	320	297	297	21	21	
TOTALS	RPI 1-25	RPI 26-50	W-L RECORDS	RPI 51-100	RPI 101-150	RPI 150+				
10- 16	0- 0	0- 1	OVERALL	0- 3	0- 4	10- 8				
6- 7	0- 0	0- 0	HOME	0- 2	0- 3	6- 2				
4- 9	0- 0	0- 1	AWAY	0- 1	0- 1	4- 6				
0- 0	0- 0	0- 0	NEUTRAL	0- 0	0- 0	0- 0				
4- 6	0- 0	0- 1	NON-CONFERENCE	0- 0	0- 2	4- 3				
2- 3	0- 0	0- 0	HOME	0- 0	0- 2	2- 1				
2- 3	0- 0	0- 1	AWAY	0- 0	0- 0	2- 2				
0- 0	0- 0	0- 0	NEUTRAL	0- 0	0- 0	0- 0				
6- 10	0- 0	0- 0	CONFERENCE	0- 3	0- 2	6- 5				
4- 4	0- 0	0- 0	HOME	0- 2	0- 1	4- 1				
2- 6	0- 0	0- 0	AWAY	0- 1	0- 1	2- 4				
0- 0	0- 0	0- 0	NEUTRAL	0- 0	0- 0	0- 0				

RPI S	Opponent	Score	RPI S	Opponent	Score	RPI S	Opponent	Score	RPI S	Opponent	Score	Team's RPI: 280
43	A TCU	38 63	51	H Bucknell	52 66	104	H St. John's (NY)	49 60				
			71	A American	51 61	116	H Yale	51 62				
			71	H American	62 75	139	A Lehigh	46 55				
						139	H Lehigh	50 73				
						158	A Boston U.	51 63				
						190	A Holy Cross	39 58				
						190	H Holy Cross	60 53				
						227	A Navy	60 48				
						227	H Navy	55 52				
						234	A Columbia	49 70				
						245	A Colgate	80 85				
						245	H Colgate	58 70				
						250	A Binghamton	47 60				
						264	H St. Francis Brooklyn	69 57				
						292	H Air Force	60 71				
						296	A Loyola Maryland	51 70				
						296	H Loyola Maryland	69 57				
						310	A Wagner	61 46				
						325	A Lafayette	64 40				
						325	H Lafayette	65 50				
						346	A LIU Brooklyn	57 42				
						348	H Fairleigh Dickinson	62 40				
LAST 12 Division I GAMES:												
245	A Colgate	80 85	296	A Loyola Maryland	51 70							
139	A Lehigh	46 55	245	H Colgate	58 70							
190	H Holy Cross	60 53	139	H Lehigh	50 73							
227	A Navy	60 48	190	A Holy Cross	39 58							
325	A Lafayette	64 40	227	H Navy	55 52							
71	H American	62 75	325	H Lafayette	65 50							

Non-Div I Games: Connecticut Col. 74 48

Army West Point

Loss, Non-Conf, S Site, H Home A Away N Neutral

Average RPI Win: 165	WON-LOST	WINNING	LAST 10	STRENGTH OF	OPP. STRENGTH	TEAM	ADJ.	CONF.	ADJ CONF.
Average RPI Loss: 25	RECORD	PCT. RANK	GAMES	SCHEDULE	OF SCHEDULE	RPI	RPI	RPI	RPI
DIV. I ONLY	19- 7	57	1- 0	91	45	47	47	4	4
DIV. I NON-CONF.	11- 1	13	1- 0	178	95	28	28	5	5
TOTALS	RPI 1-25	RPI 26-50	W-L RECORDS	RPI 51-100	RPI 101-150	RPI 150+			
19- 7	0- 4	2- 3	OVERALL	3- 0	3- 0	11- 0			
9- 4	0- 3	1- 1	HOME	1- 0	2- 0	5- 0			
8- 3	0- 1	0- 2	AWAY	2- 0	1- 0	5- 0			
2- 0	0- 0	1- 0	NEUTRAL	0- 0	0- 0	1- 0			
11- 1	0- 1	1- 0	NON-CONFERENCE	1- 0	1- 0	8- 0			
6- 0	0- 0	0- 0	HOME	0- 0	1- 0	5- 0			
3- 1	0- 1	0- 0	AWAY	1- 0	0- 0	2- 0			
2- 0	0- 0	1- 0	NEUTRAL	0- 0	0- 0	1- 0			
8- 6	0- 3	1- 3	CONFERENCE	2- 0	2- 0	3- 0			
3- 4	0- 3	1- 1	HOME	1- 0	1- 0	0- 0			
5- 2	0- 0	0- 2	AWAY	1- 0	1- 0	3- 0			
0- 0	0- 0	0- 0	NEUTRAL	0- 0	0- 0	0- 0			

RPI 1-25				RPI 26-50				Team's RPI: 47		RPI 51-100				RPI 101+			
RPI	S	Opponent	Score	RPI	S	Opponent	Score			RPI	S	Opponent	Score	RPI	S	Opponent	Score
9	H	Mississippi St.	59 85	30	A	Missouri	65 74			54	A	New Mexico	79 76	130	H	Oklahoma	95 79
11	A	Iowa St.	64 67	30	H	Missouri	58 54			87	A	Arkansas	75 72	145	A	Alabama	66 56
15	H	Kentucky	68 78	31	N	North Carolina	86 81			98	H	Georgia	59 58	145	H	Alabama	77 38
22	H	Texas A&M	67 69	44	A	Tennessee	62 73							163	N	Coastal Caro.	84 78
				44	H	Tennessee	69 78							172	H	Nicholls St.	80 59
														193	A	Vanderbilt	72 70
														203	H	Grambling	97 48
														204	A	Ole Miss	64 51
														217	A	Elon	96 44
														218	A	Florida	64 56
														237	A	Saint Joseph's	81 70
														258	H	Alabama St.	83 50
														261	H	Louisiana	71 59
														286	H	Samford	73 46
LAST 12 Division I GAMES:																	
				54	A	New Mexico	79 76			15	H	Kentucky	68 78				
				11	A	Iowa St.	64 67			98	H	Georgia	59 58				
				30	H	Missouri	58 54			204	A	Ole Miss	64 51				
				145	H	Alabama	77 38			30	A	Missouri	65 74				
				44	A	Tennessee	62 73			22	H	Texas A&M	67 69				
				87	A	Arkansas	75 72			193	A	Vanderbilt	72 70				

Non-Div I Games: Xavier (LA) 77 58

Auburn

■ Loss,
 ■ Non-Conf,
 ■ S Site,
 ■ H Home
 ■ A Away
 N Neutral

Average RPI Win:	245	WON-LOST	WINNING	LAST 10	STRENGTH OF	OPP. STRENGTH	TEAM	ADJ.	CONF.	ADJ CONF.
Average RPI Loss:	201	RECORD	PCT. RANK	GAMES	SCHEDULE	OF SCHEDULE	RPI	RPI	RPI	RPI
DIV. I ONLY	12- 13	188	0- 0	314	273	263	263	22	22	
DIV. I NON-CONF.	3- 6	241	0- 0	345	266	343	343	22	22	
TOTALS	RPI 1-25	RPI 26-50	W-L RECORDS	RPI 51-100	RPI 101-150	RPI 150+				
12- 13	0- 0	0- 0	OVERALL	0- 2	2- 2	10- 9				
9- 4	0- 0	0- 0	HOME	0- 1	1- 1	8- 2				
3- 9	0- 0	0- 0	AWAY	0- 1	1- 1	2- 7				
0- 0	0- 0	0- 0	NEUTRAL	0- 0	0- 0	0- 0				
3- 6	0- 0	0- 0	NON-CONFERENCE	0- 1	0- 0	3- 5				
3- 1	0- 0	0- 0	HOME	0- 0	0- 0	3- 1				
0- 5	0- 0	0- 0	AWAY	0- 1	0- 0	0- 4				
0- 0	0- 0	0- 0	NEUTRAL	0- 0	0- 0	0- 0				
9- 7	0- 0	0- 0	CONFERENCE	0- 1	2- 2	7- 4				
6- 3	0- 0	0- 0	HOME	0- 1	1- 1	5- 1				
3- 4	0- 0	0- 0	AWAY	0- 0	1- 1	2- 3				
0- 0	0- 0	0- 0	NEUTRAL	0- 0	0- 0	0- 0				

RPI 1-25				RPI 26-50				RPI 51-100				RPI 101+				Team's RPI: 263	
RPI	S	Opponent	Score	RPI	S	Opponent	Score	RPI	S	Opponent	Score	RPI	S	Opponent	Score		
								57	H	Belmont	62	80	131	A	Morehead St.	84	75
								84	A	Cincinnati	48	69	131	H	Morehead St.	81	80
												132	A	UT Martin	65	74	
												132	H	UT Martin	58	59	
												154	A	Tennessee Tech	72	65	
												160	A	Illinois St.	49	61	
												193	A	Vanderbilt	70	99	
												202	A	Jacksonville St.	56	67	
												230	A	Southeast Mo. St.	54	64	
												230	H	Southeast Mo. St.	56	54	
												235	A	Western Ill.	72	77	
												239	A	SIUE	68	69	
												239	H	SIUE	77	65	
												253	H	Northern Ky.	52	48	
												269	H	Murray St.	59	56	
												289	H	Alabama A&M	75	58	
												295	A	Eastern Ill.	73	60	
												295	H	Eastern Ill.	57	67	
												298	H	Tennessee St.	74	47	
												324	H	Lipscomb	70	58	
												326	H	Mississippi Val.	89	95	
												327	H	Eastern Ky.	100	65	
												332	A	Evansville	52	56	
LAST 12 Division I GAMES:																	
132	H	UT Martin	58	59	202	A	Jacksonville St.	56	67								
230	H	Southeast Mo. St.	56	54	154	A	Tennessee Tech	72	65								
269	H	Murray St.	59	56	57	H	Belmont	62	80								
131	A	Morehead St.	84	75	298	H	Tennessee St.	74	47								
295	H	Eastern Ill.	57	67	295	A	Eastern Ill.	73	60								
239	H	SIUE	77	65	239	A	SIUE	68	69								

Non-Div I Games: Christian Bros. 100 62 Trevecca Nazarene 90 78

Austin Peay

Loss, Non-Conf, S Site, H Home A Away N Neutral

BYU				STRENGTH OF SCHEDULE	OPP. STRENGTH OF SCHEDULE	TEAM RPI	ADJ. RPI	CONF. RPI	ADJ CONF. RPI
Average RPI Win:	154	WON-LOST RECORD	WINNING PCT. RANK						
Average RPI Loss:	109		LAST 10 GAMES						
DIV. I ONLY	21- 6	34	1- 0	73	95	28	28	8	8
DIV. I NON-CONF.	8- 3	72	0- 0	151	153	72	72	7	7

TOTALS	RPI 1-25	RPI 26-50	W-L RECORDS	RPI 51-100	RPI 101-150	RPI 150+			
21- 6	2- 0	1- 1	OVERALL	3- 2	4- 2	11- 1			
10- 2	1- 0	0- 1	HOME	1- 1	4- 0	4- 0			
9- 4	1- 0	0- 0	AWAY	2- 1	0- 2	6- 1			
2- 0	0- 0	1- 0	NEUTRAL	0- 0	0- 0	1- 0			
8- 3	0- 0	1- 1	NON-CONFERENCE	0- 1	2- 0	5- 1			
4- 1	0- 0	0- 1	HOME	0- 0	2- 0	2- 0			
2- 2	0- 0	0- 0	AWAY	0- 1	0- 0	2- 1			
2- 0	0- 0	1- 0	NEUTRAL	0- 0	0- 0	1- 0			
13- 3	2- 0	0- 0	CONFERENCE	3- 1	2- 2	6- 0			
6- 1	1- 0	0- 0	HOME	1- 1	2- 0	2- 0			
7- 2	1- 0	0- 0	AWAY	2- 0	0- 2	4- 0			
0- 0	0- 0	0- 0	NEUTRAL	0- 0	0- 0	0- 0			

RPI 1-25				RPI 26-50				RPI 51-100				RPI 101+			
RPI	S	Opponent	Score	RPI	S	Opponent	Score	RPI	S	Opponent	Score	RPI	S	Opponent	Score
14	A	Gonzaga	66 64	38	H	California	52 70	55	A	Saint Mary's (CA)	74 73	101	A	Pepperdine	65 79
14	H	Gonzaga	70 68	43	N	TCU	61 58	55	H	Saint Mary's (CA)	75 78	101	H	Pepperdine	83 58
								63	A	Utah	67 78	110	A	Loyola Marymount	58 61
								93	A	Pacific	77 74	110	H	Loyola Marymount	55 44
								93	H	Pacific	75 49	112	H	Northern Colo.	70 50
												146	H	UC Riverside	72 70
												167	A	Santa Clara	54 44
												178	A	Portland	70 69
												178	H	Portland	79 71
												184	A	Utah St.	62 57
												187	H	Eastern Wash.	80 65
												249	A	San Francisco	67 59
												252	N	California Baptist	76 69
												259	A	San Diego	65 56
												259	H	San Diego	80 68
												273	A	Utah Valley	77 51
												274	H	Colorado St.	51 42
												285	A	Southern Utah	64 67

LAST 12 Division I GAMES:															
259	H	San Diego	80 68	110	A	Loyola Marymount	58 61								
14	A	Gonzaga	66 64	259	A	San Diego	65 56								
178	A	Portland	70 69	178	H	Portland	79 71								
93	H	Pacific	75 49	14	H	Gonzaga	70 68								
55	H	Saint Mary's (CA)	75 78	55	A	Saint Mary's (CA)	74 73								
101	A	Pepperdine	65 79	93	A	Pacific	77 74								

Non-Div I Games:

BYU

■ Loss,
 ■ Non-Conf,
 S Site,
 ■ Home
 ■ Away
 N Neutral

Average RPI Win: 181		WON-LOST	WINNING	LAST 10	STRENGTH OF	OPP. STRENGTH	TEAM	ADJ.	CONF.	ADJ CONF.
Average RPI Loss: 88		RECORD	PCT. RANK	GAMES	SCHEDULE	OF SCHEDULE	RPI	RPI	RPI	RPI
DIV. I ONLY		6- 20	306	0- 1	40	81	210	210	7	7
DIV. I NON-CONF.		4- 7	228	0- 0	131	38	210	210	9	9
TOTALS		RPI 1-25	RPI 26-50	W-L RECORDS		RPI 51-100	RPI 101-150	RPI 150+		
6- 20	0- 2		0- 6	OVERALL		2- 7	1- 2	3- 3		
5- 8	0- 1		0- 2	HOME		2- 3	0- 0	3- 2		
1- 9	0- 1		0- 3	AWAY		0- 3	1- 1	0- 1		
0- 3	0- 0		0- 1	NEUTRAL		0- 1	0- 1	0- 0		
4- 7	0- 0		0- 1	NON-CONFERENCE		1- 4	1- 1	2- 1		
3- 2	0- 0		0- 0	HOME		1- 1	0- 0	2- 1		
1- 2	0- 0		0- 0	AWAY		0- 2	1- 0	0- 0		
0- 3	0- 0		0- 1	NEUTRAL		0- 1	0- 1	0- 0		
2- 13	0- 2		0- 5	CONFERENCE		1- 3	0- 1	1- 2		
2- 6	0- 1		0- 2	HOME		1- 2	0- 0	1- 1		
0- 7	0- 1		0- 3	AWAY		0- 1	0- 1	0- 1		
0- 0	0- 0		0- 0	NEUTRAL		0- 0	0- 0	0- 0		

RPI S	Opponent	Score	RPI S	Opponent	Score	RPI S	Opponent	Score	RPI S	Opponent	Score	Team's RPI: 210
24	A Central Mich.	63 81	37	A Buffalo	65 77	52	A Butler	47 64	109	N Fordham	70 78	
24	H Central Mich.	64 81	37	H Buffalo	58 97	70	A Missouri St.	54 74	120	A Western Ky.	86 83	
			39	A Ohio	62 94	74	H Kent St.	48 44	140	A Akron	61 91	
			39	H Ohio	75 90	77	H Purdue	38 80	193	H Vanderbilt	43 60	
			48	A Miami (OH)	57 60	83	N Duke	62 79	205	A Eastern Mich.	53 56	
			49	N Quinnipiac	66 69	84	H Cincinnati	75 63	223	H Bowling Green	77 70	
						86	A Toledo	58 65	268	H Western Mich.	62 65	
						86	H Toledo	62 63	284	H Cleveland St.	67 62	
						99	H Northern Ill.	83 93	298	H Tennessee St.	90 51	
LAST 12 Division I GAMES:												
24	A Central Mich.	63 81	140	A Akron	61 91							
49	N Quinnipiac	66 69	99	H Northern Ill.	83 93							
83	N Duke	62 79	37	H Buffalo	58 97							
24	H Central Mich.	64 81	39	A Ohio	62 94							
86	H Toledo	62 63	268	H Western Mich.	62 65							
205	A Eastern Mich.	53 56	74	H Kent St.	48 44							

Non-Div I Games: Urbana 99 62

Ball St.

■ Loss,
 ■ Non-Conf,
 ■ S Site,
 ■ H Home
 ■ A Away
 N Neutral

Average RPI Win: 91		WON-LOST	WINNING	LAST 10	STRENGTH OF	OPP. STRENGTH	TEAM	ADJ.	CONF.	ADJ CONF.
Average RPI Loss: 4		RECORD	PCT. RANK	GAMES	SCHEDULE	OF SCHEDULE	RPI	RPI	RPI	RPI
DIV. I ONLY		26- 1	1	1- 0	3	13	2	2	3	3
DIV. I NON-CONF.		10- 1	17	0- 0	8	25	4	4	3	3
TOTALS		RPI 1-25	RPI 26-50		W-L RECORDS		RPI 51-100	RPI 101-150	RPI 150+	
26- 1	5- 1	7- 0		OVERALL		2- 0	8- 0	4- 0		
14- 0	2- 0	3- 0		HOME		1- 0	4- 0	4- 0		
10- 1	3- 1	3- 0		AWAY		0- 0	4- 0	0- 0		
2- 0	0- 0	1- 0		NEUTRAL		1- 0	0- 0	0- 0		
10- 1	3- 1	1- 0		NON-CONFERENCE		1- 0	1- 0	4- 0		
6- 0	1- 0	0- 0		HOME		0- 0	1- 0	4- 0		
2- 1	2- 1	0- 0		AWAY		0- 0	0- 0	0- 0		
2- 0	0- 0	1- 0		NEUTRAL		1- 0	0- 0	0- 0		
16- 0	2- 0	6- 0		CONFERENCE		1- 0	7- 0	0- 0		
8- 0	1- 0	3- 0		HOME		1- 0	3- 0	0- 0		
8- 0	1- 0	3- 0		AWAY		0- 0	4- 0	0- 0		
0- 0	0- 0	0- 0		NEUTRAL		0- 0	0- 0	0- 0		

RPI	S	Opponent	Score	RPI	S	Opponent	Score	RPI	S	Opponent	Score	RPI	S	Opponent	Score
4	A	Stanford	63 68	27	A	Texas	74 68	73	H	West Virginia	79 47	129	A	Oklahoma St.	66 58
6	H	UConn	68 57	27	H	Texas	64 35	94	N	Georgetown	67 46	130	A	Oklahoma	74 53
11	A	Iowa St.	73 60	29	N	South Dakota St.	72 66					130	H	Oklahoma	87 53
11	H	Iowa St.	84 69	35	A	Kansas St.	71 48					131	H	Morehead St.	96 58
17	A	South Carolina	94 69	35	H	Kansas St.	65 50					144	A	Texas Tech	73 56
19	A	Arizona St.	65 59	43	A	TCU	79 55					144	H	Texas Tech	96 37
				43	H	TCU	89 71					148	A	Kansas	94 68
												148	H	Kansas	80 40
												172	H	Nicholls St.	100 39
												173	H	Southern U.	94 49
												225	H	UTRGV	98 37
												229	H	Saint Francis (PA)	116 58
LAST 12 Division I GAMES:															
27	H	Texas	64 35	27	A	Texas	74 68								
11	A	Iowa St.	73 60	144	H	Texas Tech	96 37								
148	H	Kansas	80 40	129	A	Oklahoma St.	66 58								
130	H	Oklahoma	87 53	130	A	Oklahoma	74 53								
35	A	Kansas St.	71 48	11	H	Iowa St.	84 69								
43	H	TCU	89 71	73	H	West Virginia	79 47								

Non-Div I Games:

Baylor

■ Loss,
■ Non-Conf, S Site,
■ Home
■ Away
N Neutral

Average RPI Win:	213	WON-LOST	WINNING	LAST 10	STRENGTH OF	OPP. STRENGTH	TEAM	ADJ.	CONF.	ADJ CONF.
Average RPI Loss:	67	RECORD	PCT. RANK	GAMES	SCHEDULE	OF SCHEDULE	RPI	RPI	RPI	RPI
DIV. I ONLY	22- 5	23	1- 0	180	150	57	57	22	22	
DIV. I NON-CONF.	7- 4	108	0- 0	91	10	49	49	22	22	
TOTALS	RPI 1-25	RPI 26-50	W-L RECORDS	RPI 51-100	RPI 101-150	RPI 150+				
22- 5	0- 1	0- 2	OVERALL	2- 1	4- 0	16- 1				
11- 2	0- 0	0- 0	HOME	0- 1	3- 0	8- 1				
11- 3	0- 1	0- 2	AWAY	2- 0	1- 0	8- 0				
0- 0	0- 0	0- 0	NEUTRAL	0- 0	0- 0	0- 0				
7- 4	0- 1	0- 2	NON-CONFERENCE	2- 1	1- 0	4- 0				
3- 1	0- 0	0- 0	HOME	0- 1	1- 0	2- 0				
4- 3	0- 1	0- 2	AWAY	2- 0	0- 0	2- 0				
0- 0	0- 0	0- 0	NEUTRAL	0- 0	0- 0	0- 0				
15- 1	0- 0	0- 0	CONFERENCE	0- 0	3- 0	12- 1				
8- 1	0- 0	0- 0	HOME	0- 0	2- 0	6- 1				
7- 0	0- 0	0- 0	AWAY	0- 0	1- 0	6- 0				
0- 0	0- 0	0- 0	NEUTRAL	0- 0	0- 0	0- 0				

RPI	S	Opponent	Score	RPI	S	Opponent	Score	RPI	S	Opponent	Score	RPI	S	Opponent	Score
7	A	NC State	62 77	42	A	Clemson	62 65	59	A	Middle Tenn.	45 38	131	A	Morehead St.	77 57
				44	A	Tennessee	76 84	62	A	Wright St.	79 63	131	H	Morehead St.	77 50
								86	H	Toledo	69 78	132	H	UT Martin	100 86
												150	H	Tulsa	78 53
												154	A	Tennessee Tech	99 67
												154	H	Tennessee Tech	72 77
												162	A	Chattanooga	67 51
												175	H	Arkansas St.	74 55
												202	A	Jacksonville St.	64 41
												202	H	Jacksonville St.	66 52
												230	H	Southeast Mo. St.	91 57
												239	H	SIUE	87 54
												253	A	Northern Ky.	71 53
												263	A	Austin Peay	80 62
												269	A	Murray St.	65 58
												295	H	Eastern Ill.	98 57
												298	A	Tennessee St.	89 65
												298	H	Tennessee St.	80 46
												324	H	Lipscomb	83 43
												327	A	Eastern Ky.	87 52
												327	H	Eastern Ky.	69 43
LAST 12 Division I GAMES:															
239	H	SIUE	87 54	132	H	UT Martin	100 86								
295	H	Eastern Ill.	98 57	230	H	Southeast Mo. St.	91 57								
154	A	Tennessee Tech	99 67	263	A	Austin Peay	80 62								
298	A	Tennessee St.	89 65	269	A	Murray St.	65 58								
131	A	Morehead St.	77 57	298	H	Tennessee St.	80 46								
327	A	Eastern Ky.	87 52	202	A	Jacksonville St.	64 41								

Non-Div I Games:

Belmont

■ Loss,
 ■ Non-Conf, S Site,
 ■ Home
 ■ Away
 N Neutral

Bethune-Cookman

Through Games Of Feb. 27, 2019

Average RPI Win:	296	WON-LOST	WINNING	LAST 10	STRENGTH OF	OPP. STRENGTH	TEAM	ADJ.	CONF.	ADJ CONF.
Average RPI Loss:	194	RECORD	PCT. RANK	GAMES	SCHEDULE	OF SCHEDULE	RPI	RPI	RPI	RPI
DIV. I ONLY	15- 9	111	1- 0	346	332	206	206	32	32	
DIV. I NON-CONF.	5- 5	162	0- 0	316	174	215	215	32	32	
TOTALS	RPI 1-25	RPI 26-50	W-L RECORDS	RPI 51-100	RPI 101-150	RPI 150+				
15- 9	0- 0	0- 0	OVERALL	0- 0	0- 3	15- 6				
7- 2	0- 0	0- 0	HOME	0- 0	0- 0	7- 2				
7- 7	0- 0	0- 0	AWAY	0- 0	0- 3	7- 4				
1- 0	0- 0	0- 0	NEUTRAL	0- 0	0- 0	1- 0				
5- 5	0- 0	0- 0	NON-CONFERENCE	0- 0	0- 3	5- 2				
3- 0	0- 0	0- 0	HOME	0- 0	0- 0	3- 0				
1- 5	0- 0	0- 0	AWAY	0- 0	0- 3	1- 2				
1- 0	0- 0	0- 0	NEUTRAL	0- 0	0- 0	1- 0				
10- 4	0- 0	0- 0	CONFERENCE	0- 0	0- 0	10- 4				
4- 2	0- 0	0- 0	HOME	0- 0	0- 0	4- 2				
6- 2	0- 0	0- 0	AWAY	0- 0	0- 0	6- 2				
0- 0	0- 0	0- 0	NEUTRAL	0- 0	0- 0	0- 0				

RPI 1-25			RPI 26-50			RPI 51-100			RPI 101+ Team's RPI: 206		
RPI	S	Opponent	Score	RPI	S	Opponent	Score	RPI	S	Opponent	Score
								118	A	Charlotte	69 73
								123	A	South Fla.	39 88
								135	A	Georgia St.	57 62
								191	H	UMES	52 64
								192	H	N.C. A&T	48 72
								213	H	Liberty	81 76
								218	A	Florida	53 64
								220	A	Howard	40 61
								220	H	Howard	76 63
								228	A	Jacksonville	58 56
								251	H	North Florida	76 60
								265	A	Norfolk St.	50 57
								265	H	Norfolk St.	65 58
								283	A	Ga. Southern	76 77
								297	N	Kennesaw St.	64 61
								301	A	South Carolina St.	69 64
								308	A	Morgan St.	73 69
								313	H	FIU	68 57
								330	A	Coppin St.	71 65
								340	A	N.C. Central	67 50
								340	H	N.C. Central	72 54
								343	H	Delaware St.	67 55
								347	A	Florida A&M	52 50
								349	A	Savannah St.	68 47
LAST 12 Division I GAMES:											
347	A	Florida A&M	52 50	340	H	N.C. Central	72 54				
349	A	Savannah St.	68 47	330	A	Coppin St.	71 65				
301	A	South Carolina St.	69 64	308	A	Morgan St.	73 69				
220	H	Howard	76 63	191	H	UMES	52 64				
265	H	Norfolk St.	65 58	343	H	Delaware St.	67 55				
192	H	N.C. A&T	48 72	265	A	Norfolk St.	50 57				

Non-Div I Games: Flagler 74 59 Edward Waters 73 46

Bethune-Cookman

■ Loss,
 ■ Non-Conf, S Site,
 ■ Home
 ■ Away
 N Neutral

Binghamton

Through Games Of Feb. 27, 2019

Average RPI Win:	282	WON-LOST	WINNING	LAST 10	STRENGTH OF	OPP. STRENGTH	TEAM	ADJ.	CONF.	ADJ CONF.
Average RPI Loss:	170	RECORD	PCT. RANK	GAMES	SCHEDULE	OF SCHEDULE	RPI	RPI	RPI	RPI
DIV. I ONLY	10- 16	242	0- 1	211	268	250	250	23	23	
DIV. I NON-CONF.	3- 8	267	0- 0	115	232	254	254	25	25	
TOTALS	RPI 1-25	RPI 26-50	W-L RECORDS	RPI 51-100	RPI 101-150	RPI 150+				
10- 16	0- 2	0- 1	OVERALL	0- 1	1- 2	9- 10				
6- 6	0- 0	0- 0	HOME	0- 0	1- 1	5- 5				
4- 10	0- 2	0- 1	AWAY	0- 1	0- 1	4- 5				
0- 0	0- 0	0- 0	NEUTRAL	0- 0	0- 0	0- 0				
3- 8	0- 2	0- 1	NON-CONFERENCE	0- 0	0- 1	3- 4				
3- 2	0- 0	0- 0	HOME	0- 0	0- 1	3- 1				
0- 6	0- 2	0- 1	AWAY	0- 0	0- 0	0- 3				
0- 0	0- 0	0- 0	NEUTRAL	0- 0	0- 0	0- 0				
7- 8	0- 0	0- 0	CONFERENCE	0- 1	1- 1	6- 6				
3- 4	0- 0	0- 0	HOME	0- 0	1- 0	2- 4				
4- 4	0- 0	0- 0	AWAY	0- 1	0- 1	4- 2				
0- 0	0- 0	0- 0	NEUTRAL	0- 0	0- 0	0- 0				

RPI 1-25				RPI 26-50				RPI 51-100				RPI 101+ Team's RPI: 250			
RPI	S	Opponent	Score	RPI	S	Opponent	Score	RPI	S	Opponent	Score	RPI	S	Opponent	Score
1	A	Notre Dame	53 103	39	A	Ohio	49 86	61	A	Maine	66 95	113	A	Hartford	50 63
10	A	Marquette	40 93									113	H	Hartford	73 62
												139	H	Lehigh	55 65
												152	A	Stony Brook	53 68
												152	H	Stony Brook	56 65
												180	H	Rider	57 62
												198	A	Dartmouth	39 63
												222	H	Cornell	72 61
												242	A	Albany (NY)	56 61
												242	H	Albany (NY)	62 71
												267	A	Niagara	72 79
												280	H	Army West Point	60 47
												281	A	Vermont	59 50
												281	H	Vermont	57 58
												311	A	UMBC	58 46
												311	H	UMBC	67 45
												312	A	New Hampshire	71 62
												312	H	New Hampshire	53 54
												321	A	UMass Lowell	70 50
												321	H	UMass Lowell	58 53
												325	A	Lafayette	50 59
												348	H	Fairleigh Dickinson	73 54
LAST 12 Division I GAMES:															
				113	A	Hartford	50 63	242	H	Albany (NY)	62 71				
				281	A	Vermont	59 50	113	H	Hartford	73 62				
				321	H	UMass Lowell	58 53	61	A	Maine	66 95				
				311	A	UMBC	58 46	321	A	UMass Lowell	70 50				
				312	H	New Hampshire	53 54	281	H	Vermont	57 58				
				152	A	Stony Brook	53 68	311	H	UMBC	67 45				

Non-Div I Games: Charleston (WV) 69 62 Caldwell 73 54

Binghamton

Loss, Non-Conf, S Site, H Home A Away N Neutral

Average RPI Win:	200	WON-LOST	WINNING	LAST 10	STRENGTH OF	OPP. STRENGTH	TEAM	ADJ.	CONF.	ADJ CONF.
Average RPI Loss:	97	RECORD	PCT. RANK	GAMES	SCHEDULE	OF SCHEDULE	RPI	RPI	RPI	RPI
DIV. I ONLY	20- 4	17	1- 0	235	92	60	60	15	15	
DIV. I NON-CONF.	7- 2	58	1- 0	165	22	62	62	13	13	
TOTALS	RPI 1-25	RPI 26-50	W-L RECORDS	RPI 51-100	RPI 101-150	RPI 150+				
20- 4	0- 1	0- 0	OVERALL	5- 1	1- 1	14- 1				
10- 1	0- 1	0- 0	HOME	2- 0	1- 0	7- 0				
7- 3	0- 0	0- 0	AWAY	1- 1	0- 1	6- 1				
3- 0	0- 0	0- 0	NEUTRAL	2- 0	0- 0	1- 0				
7- 2	0- 1	0- 0	NON-CONFERENCE	2- 0	1- 1	4- 0				
3- 1	0- 1	0- 0	HOME	0- 0	1- 0	2- 0				
1- 1	0- 0	0- 0	AWAY	0- 0	0- 1	1- 0				
3- 0	0- 0	0- 0	NEUTRAL	2- 0	0- 0	1- 0				
13- 2	0- 0	0- 0	CONFERENCE	3- 1	0- 0	10- 1				
7- 0	0- 0	0- 0	HOME	2- 0	0- 0	5- 0				
6- 2	0- 0	0- 0	AWAY	1- 1	0- 0	5- 1				
0- 0	0- 0	0- 0	NEUTRAL	0- 0	0- 0	0- 0				

RPI 1-25				RPI 26-50				RPI 51-100 Team's RPI: 60				RPI 101+			
RPI	S	Opponent	Score	RPI	S	Opponent	Score	RPI	S	Opponent	Score	RPI	S	Opponent	Score
3	H	Louisville	55 74					56	A	Wyoming	52 64	143	A	Washington St.	71 95
								56	H	Wyoming	72 64	147	H	CSUN	74 63
								89	N	Idaho	91 85	155	A	Washington	73 69
								90	N	UNI	61 60	184	A	Utah St.	68 81
								96	A	Fresno St.	72 60	187	H	Eastern Wash.	67 55
								96	H	Fresno St.	83 76	200	A	UNLV	64 57
												224	A	Nevada	75 74
												224	H	Nevada	80 65
												229	N	Saint Francis (PA)	78 64
												240	A	San Diego St.	69 66
												240	H	San Diego St.	91 67
												274	A	Colorado St.	72 63
												274	H	Colorado St.	70 57
												285	H	Southern Utah	88 53
												292	H	Air Force	79 48
												302	A	San Jose St.	83 69
												302	H	San Jose St.	99 68
LAST 12 Division I GAMES:															
155	A	Washington	73 69	200	A	UNLV	64 57								
274	A	Colorado St.	72 63	224	H	Nevada	80 65								
184	A	Utah St.	68 81	274	H	Colorado St.	70 57								
240	H	San Diego St.	91 67	56	A	Wyoming	52 64								
96	H	Fresno St.	83 76	292	H	Air Force	79 48								
302	A	San Jose St.	83 69	96	A	Fresno St.	72 60								

Non-Div I Games: Southern Ore. 91 46 Northwest Chrst. 93 26

Boise St.

■ Loss,
 ■ Non-Conf, S Site,
 ■ Home
 ■ Away
 N Neutral

Average RPI Win:	200	WON-LOST	WINNING	LAST 10	STRENGTH OF	OPP. STRENGTH	TEAM	ADJ.	CONF.	ADJ CONF.
Average RPI Loss:	39	RECORD	PCT. RANK	GAMES	SCHEDULE	OF SCHEDULE	RPI	RPI	RPI	RPI
DIV. I ONLY	14- 14	170	1- 0	51	38	117	117	1	1	
DIV. I NON-CONF.	11- 2	32	1- 0	225	295	101	101	1	1	
TOTALS	RPI 1-25	RPI 26-50	W-L RECORDS	RPI 51-100	RPI 101-150	RPI 150+				
14- 14	0- 7	0- 3	OVERALL	1- 2	3- 2	10- 0				
8- 8	0- 3	0- 2	HOME	1- 1	0- 2	7- 0				
4- 6	0- 4	0- 1	AWAY	0- 1	3- 0	1- 0				
2- 0	0- 0	0- 0	NEUTRAL	0- 0	0- 0	2- 0				
11- 2	0- 0	0- 0	NON-CONFERENCE	0- 0	1- 2	10- 0				
7- 2	0- 0	0- 0	HOME	0- 0	0- 2	7- 0				
2- 0	0- 0	0- 0	AWAY	0- 0	1- 0	1- 0				
2- 0	0- 0	0- 0	NEUTRAL	0- 0	0- 0	2- 0				
3- 12	0- 7	0- 3	CONFERENCE	1- 2	2- 0	0- 0				
1- 6	0- 3	0- 2	HOME	1- 1	0- 0	0- 0				
2- 6	0- 4	0- 1	AWAY	0- 1	2- 0	0- 0				
0- 0	0- 0	0- 0	NEUTRAL	0- 0	0- 0	0- 0				

RPI 1-25				RPI 26-50				RPI 51-100				RPI 101+ Team's RPI: 117			
RPI	S	Opponent	Score	RPI	S	Opponent	Score	RPI	S	Opponent	Score	RPI	S	Opponent	Score
1	A	Notre Dame	63 92	31	A	North Carolina	78 93	58	H	Virginia Tech	86 95	103	A	Houston	64 57
1	H	Notre Dame	47 97	41	H	Georgia Tech	76 81	83	H	Duke	92 90	106	H	Minnesota	69 77
3	A	Louisville	51 87	42	H	Clemson	58 91	95	A	Virginia	77 79	114	H	Providence	57 61
7	H	NC State	69 85									125	A	Pittsburgh	59 55
12	A	Syracuse	69 96									128	A	Wake Forest	65 64
18	A	Miami (FL)	73 76									158	H	Boston U.	78 51
21	H	Florida St.	71 91									180	N	Rider	112 61
												190	H	Holy Cross	89 63
												198	H	Dartmouth	99 68
												215	H	Campbell	76 56
												234	H	Columbia	74 60
												248	A	Rhode Island	88 64
												296	N	Loyola Maryland	73 47
												299	H	Bryant	83 46
												341	H	Saint Peter's	89 57
LAST 12 Division I GAMES:															
180	N	Rider	112 61	95	A	Virginia	77 79								
3	A	Louisville	51 87	58	H	Virginia Tech	86 95								
31	A	North Carolina	78 93	83	H	Duke	92 90								
42	H	Clemson	58 91	18	A	Miami (FL)	73 76								
1	H	Notre Dame	47 97	1	A	Notre Dame	63 92								
12	A	Syracuse	69 96	21	H	Florida St.	71 91								

Non-Div I Games:

Boston College

■ Loss,
 ■ Non-Conf, S Site,
 ■ Home
 ■ Away
 N Neutral

Average RPI Win: 235	WON-LOST	WINNING	LAST 10	STRENGTH OF	OPP. STRENGTH	TEAM	ADJ.	CONF.	ADJ CONF.
Average RPI Loss: 141	RECORD	PCT. RANK	GAMES	SCHEDULE	OF SCHEDULE	RPI	RPI	RPI	RPI
DIV. I ONLY	14- 12	151	1- 0	161	237	158	158	18	18
DIV. I NON-CONF.	4- 6	212	0- 0	232	214	238	238	21	21
TOTALS	RPI 1-25	RPI 26-50	W-L RECORDS	RPI 51-100	RPI 101-150	RPI 150+			
14- 12	0- 0	0- 0	OVERALL	1- 4	3- 3	10- 5			
8- 4	0- 0	0- 0	HOME	0- 2	2- 0	6- 2			
6- 8	0- 0	0- 0	AWAY	1- 2	1- 3	4- 3			
0- 0	0- 0	0- 0	NEUTRAL	0- 0	0- 0	0- 0			
4- 6	0- 0	0- 0	NON-CONFERENCE	0- 1	1- 3	3- 2			
4- 0	0- 0	0- 0	HOME	0- 0	1- 0	3- 0			
0- 6	0- 0	0- 0	AWAY	0- 1	0- 3	0- 2			
0- 0	0- 0	0- 0	NEUTRAL	0- 0	0- 0	0- 0			
10- 6	0- 0	0- 0	CONFERENCE	1- 3	2- 0	7- 3			
4- 4	0- 0	0- 0	HOME	0- 2	1- 0	3- 2			
6- 2	0- 0	0- 0	AWAY	1- 1	1- 0	4- 1			
0- 0	0- 0	0- 0	NEUTRAL	0- 0	0- 0	0- 0			

RPI 1-25			RPI 26-50			RPI 51-100			RPI 101+			Team's RPI: 158
RPI	S	Opponent	Score	RPI	S	Opponent	Score	RPI	S	Opponent	Score	
						51 Bucknell	70 62	115 Northeastern		51 81		
						51 Bucknell	58 62	117 Boston College		51 78		
						71 American	48 50	134 Marist		57 68		
						71 American	51 64	139 Lehigh		52 48		
						81 Harvard	47 67	139 Lehigh		58 45		
								148 Delaware		72 61		
								190 Holy Cross		69 75		
								190 Holy Cross		61 64		
								198 Dartmouth		44 64		
								226 Massachusetts		55 66		
								227 Navy		49 35		
								227 Navy		66 55		
								245 Colgate		61 53		
								245 Colgate		72 81		
								272 Brown		72 51		
								280 Army West Point		63 51		
								296 Loyola Maryland		64 62		
								299 Bryant		67 65		
								312 New Hampshire		60 39		
								325 Lafayette		47 44		
								325 Lafayette		50 49		
LAST 12 Division I GAMES:												
325 Lafayette			50 49	51 Bucknell			58 62					
227 Navy			66 55	325 Lafayette			47 44					
71 American			48 50	227 Navy			49 35					
190 Holy Cross			61 64	71 American			51 64					
245 Colgate			61 53	190 Holy Cross			69 75					
139 Lehigh			52 48	245 Colgate			72 81					

Non-Div I Games:

Boston U.

Bowling Green

Through Games Of Feb. 27, 2019

Average RPI Win:	229	WON-LOST	WINNING	LAST 10	STRENGTH OF	OPP. STRENGTH	TEAM	ADJ.	CONF.	ADJ CONF.
Average RPI Loss:	117	RECORD	PCT. RANK	GAMES	SCHEDULE	OF SCHEDULE	RPI	RPI	RPI	RPI
DIV. I ONLY	7- 18	285	0- 1	77	169	223	223	7	7	
DIV. I NON-CONF.	6- 4	125	0- 0	213	330	147	147	9	9	
TOTALS	RPI 1-25	RPI 26-50	W-L RECORDS	RPI 51-100	RPI 101-150	RPI 150+				
7- 18	0- 1	1- 4	OVERALL	0- 5	0- 2	6- 6				
5- 7	0- 1	1- 2	HOME	0- 2	0- 1	4- 1				
2- 10	0- 0	0- 2	AWAY	0- 3	0- 1	2- 4				
0- 1	0- 0	0- 0	NEUTRAL	0- 0	0- 0	0- 1				
6- 4	0- 0	0- 1	NON-CONFERENCE	0- 0	0- 0	6- 3				
4- 0	0- 0	0- 0	HOME	0- 0	0- 0	4- 0				
2- 3	0- 0	0- 1	AWAY	0- 0	0- 0	2- 2				
0- 1	0- 0	0- 0	NEUTRAL	0- 0	0- 0	0- 1				
1- 14	0- 1	1- 3	CONFERENCE	0- 5	0- 2	0- 3				
1- 7	0- 1	1- 2	HOME	0- 2	0- 1	0- 1				
0- 7	0- 0	0- 1	AWAY	0- 3	0- 1	0- 2				
0- 0	0- 0	0- 0	NEUTRAL	0- 0	0- 0	0- 0				

RPI 1-25				RPI 26-50				RPI 51-100				RPI 101+				Team's RPI: 223	
RPI	S	Opponent	Score	RPI	S	Opponent	Score	RPI	S	Opponent	Score	RPI	S	Opponent	Score		
24	H	Central Mich.	54 92	37	H	Buffalo	78 72	74	A	Kent St.	73 77	140	A	Akron	71 74		
				39	H	Ohio	79 82	86	A	Toledo	56 76	140	H	Akron	73 83		
				40	A	Michigan St.	69 99	86	H	Toledo	65 79	153	N	Mercer	63 76		
				48	A	Miami (OH)	62 75	99	A	Northern Ill.	47 88	163	A	Coastal Caro.	80 81		
				48	H	Miami (OH)	75 82	99	H	Northern Ill.	52 66	186	A	Xavier	49 65		
												197	H	Robert Morris	61 60		
												201	H	Marshall	99 76		
												205	A	Eastern Mich.	74 81		
												210	A	Ball St.	70 77		
												244	H	Loyola Chicago	88 74		
												268	H	Western Mich.	82 84		
												279	A	Canisius	74 53		
												314	A	Valparaiso	79 72		
												333	H	Detroit Mercy	79 73		
LAST 12 Division I GAMES:																	
140	H	Akron	73 83	86	A	Toledo	56 76										
48	A	Miami (OH)	62 75	24	H	Central Mich.	54 92										
74	A	Kent St.	73 77	39	H	Ohio	79 82										
37	H	Buffalo	78 72	205	A	Eastern Mich.	74 81										
48	H	Miami (OH)	75 82	86	H	Toledo	65 79										
99	A	Northern Ill.	47 88	99	H	Northern Ill.	52 66										

Non-Div I Games: Davis & Elkins 63 28

Bowling Green

■ Loss,
 ■ Non-Conf,
 ■ S Site,
 ■ H Home
 ■ A Away
 N Neutral

Bradley

Through Games Of Feb. 27, 2019

Average RPI Win:	249	WON-LOST	WINNING	LAST 10	STRENGTH OF	OPP. STRENGTH	TEAM	ADJ.	CONF.	ADJ CONF.
Average RPI Loss:	114	RECORD	PCT. RANK	GAMES	SCHEDULE	OF SCHEDULE	RPI	RPI	RPI	RPI
DIV. I ONLY	17- 7	61	1- 0	316	182	156	156	13	13	
DIV. I NON-CONF.	9- 1	29	1- 0	348	258	154	154	15	15	
TOTALS	RPI 1-25	RPI 26-50	W-L RECORDS	RPI 51-100	RPI 101-150	RPI 150+				
17- 7	0- 1	0- 0	OVERALL	0- 4	1- 0	16- 2				
9- 3	0- 1	0- 0	HOME	0- 2	0- 0	9- 0				
7- 4	0- 0	0- 0	AWAY	0- 2	0- 0	7- 2				
1- 0	0- 0	0- 0	NEUTRAL	0- 0	1- 0	0- 0				
9- 1	0- 0	0- 0	NON-CONFERENCE	0- 1	1- 0	8- 0				
5- 0	0- 0	0- 0	HOME	0- 0	0- 0	5- 0				
3- 1	0- 0	0- 0	AWAY	0- 1	0- 0	3- 0				
1- 0	0- 0	0- 0	NEUTRAL	0- 0	1- 0	0- 0				
8- 6	0- 1	0- 0	CONFERENCE	0- 3	0- 0	8- 2				
4- 3	0- 1	0- 0	HOME	0- 2	0- 0	4- 0				
4- 3	0- 0	0- 0	AWAY	0- 1	0- 0	4- 2				
0- 0	0- 0	0- 0	NEUTRAL	0- 0	0- 0	0- 0				

RPI 1-25				RPI 26-50				RPI 51-100				RPI 101+ Team's RPI: 156			
RPI	S	Opponent	Score	RPI	S	Opponent	Score	RPI	S	Opponent	Score	RPI	S	Opponent	Score
23	H	Drake	63 92					70	A	Missouri St.	60 82	148	N	Delaware	59 47
								70	H	Missouri St.	56 68	151	A	Southern Ill.	55 62
								77	A	Purdue	61 74	151	H	Southern Ill.	58 53
								90	H	UNI	78 81	160	A	Illinois St.	79 68
												160	H	Illinois St.	75 65
												189	A	Indiana St.	61 45
												189	H	Indiana St.	81 80
												230	H	Southeast Mo. St.	85 79
												235	H	Western Ill.	82 68
												244	A	Loyola Chicago	69 56
												284	A	Cleveland St.	67 65
												295	H	Eastern Ill.	67 64
												304	A	Fla. Atlantic	80 59
												309	H	Oakland	73 64
												314	A	Valparaiso	73 76
												322	A	Omaha	80 60
												332	A	Evansville	75 68
												332	H	Evansville	81 63
												350	H	Chicago St.	89 59
LAST 12 Division I GAMES:															
304	A	Fla. Atlantic	80 59	244	A	Loyola Chicago	69 56								
160	H	Illinois St.	75 65	314	A	Valparaiso	73 76								
70	A	Missouri St.	60 82	160	A	Illinois St.	79 68								
151	A	Southern Ill.	55 62	151	H	Southern Ill.	58 53								
332	H	Evansville	81 63	70	H	Missouri St.	56 68								
189	H	Indiana St.	81 80	189	A	Indiana St.	61 45								

Non-Div I Games: Rockhurst 83 40

Bradley

■ Loss,
 ■ Non-Conf,
 ■ S Site,
 ■ H Home
 ■ A Away
 N Neutral

Average RPI Win: 268	WON-LOST	WINNING	LAST 10	STRENGTH OF	OPP. STRENGTH	TEAM	ADJ.	CONF.	ADJ CONF.
Average RPI Loss: 143	RECORD	PCT. RANK	GAMES	SCHEDULE	OF SCHEDULE	RPI	RPI	RPI	RPI
DIV. I ONLY	7- 17	278	0- 1	187	207	272	272	11	11
DIV. I NON-CONF.	6- 8	199	0- 1	268	302	228	228	11	11
TOTALS	RPI 1-25	RPI 26-50	W-L RECORDS	RPI 51-100	RPI 101-150	RPI 150+			
7- 17	0- 0	0- 1	OVERALL	0- 7	1- 1	6- 8			
4- 6	0- 0	0- 0	HOME	0- 2	1- 0	3- 4			
2- 11	0- 0	0- 1	AWAY	0- 5	0- 1	2- 4			
1- 0	0- 0	0- 0	NEUTRAL	0- 0	0- 0	1- 0			
6- 8	0- 0	0- 1	NON-CONFERENCE	0- 3	0- 0	6- 4			
3- 2	0- 0	0- 0	HOME	0- 1	0- 0	3- 1			
2- 6	0- 0	0- 1	AWAY	0- 2	0- 0	2- 3			
1- 0	0- 0	0- 0	NEUTRAL	0- 0	0- 0	1- 0			
1- 9	0- 0	0- 0	CONFERENCE	0- 4	1- 1	0- 4			
1- 4	0- 0	0- 0	HOME	0- 1	1- 0	0- 3			
0- 5	0- 0	0- 0	AWAY	0- 3	0- 1	0- 1			
0- 0	0- 0	0- 0	NEUTRAL	0- 0	0- 0	0- 0			

RPI S	Opponent	Score	RPI S	Opponent	Score	RPI S	Opponent	Score	RPI S	Opponent	Score	Team's RPI: 272
26	A Rutgers	52 73	51	H Bucknell	78 91	116	A Yale	72 84				
			61	A Maine	96 102	116	H Yale	86 71				
			68	A Princeton	74 93	158	A Boston U.	51 72				
			72	A Penn	43 83	190	A Holy Cross	89 85				
			81	A Harvard	55 98	198	A Dartmouth	43 78				
			81	H Harvard	83 100	198	H Dartmouth	61 81				
			99	A Northern Ill.	102 109	222	H Cornell	53 65				
						226	H Massachusetts	61 90				
						234	H Columbia	81 83				
						248	A Rhode Island	67 72				
						293	H Fairfield	68 49				
						299	A Bryant	57 75				
						299	N Bryant	84 68				
						312	H New Hampshire	76 70				
						318	H Central Conn. St.	68 63				
						350	A Chicago St.	90 65				
LAST 12 Division I GAMES:												
248	A Rhode Island	67 72	72	A Penn	43 83							
198	A Dartmouth	43 78	81	H Harvard	83 100							
81	A Harvard	55 98	198	H Dartmouth	61 81							
234	H Columbia	81 83	116	A Yale	72 84							
222	H Cornell	53 65	116	H Yale	86 71							
68	A Princeton	74 93	26	A Rutgers	52 73							

Non-Div I Games: Johnson & Wales (RI78 46 Adelphi 75 62

Brown

■ Loss,
 ■ Non-Conf, S Site,
 ■ Home
 ■ Away
 N Neutral

Average RPI Win:	291	WON-LOST	WINNING	LAST 10	STRENGTH OF	OPP. STRENGTH	TEAM	ADJ.	CONF.	ADJ CONF.
Average RPI Loss:	199	RECORD	PCT. RANK	GAMES	SCHEDULE	OF SCHEDULE	RPI	RPI	RPI	RPI
DIV. I ONLY	9- 17	260	0- 1	299	322	299	299	31	31	
DIV. I NON-CONF.	2- 9	297	0- 1	229	217	300	300	31	31	
TOTALS	RPI 1-25	RPI 26-50	W-L RECORDS	RPI 51-100	RPI 101-150	RPI 150+				
9- 17	0- 0	0- 0	OVERALL	0- 2	0- 3	9- 12				
6- 5	0- 0	0- 0	HOME	0- 1	0- 0	6- 4				
3- 10	0- 0	0- 0	AWAY	0- 1	0- 2	3- 7				
0- 2	0- 0	0- 0	NEUTRAL	0- 0	0- 1	0- 1				
2- 9	0- 0	0- 0	NON-CONFERENCE	0- 2	0- 3	2- 4				
1- 2	0- 0	0- 0	HOME	0- 1	0- 0	1- 1				
1- 5	0- 0	0- 0	AWAY	0- 1	0- 2	1- 2				
0- 2	0- 0	0- 0	NEUTRAL	0- 0	0- 1	0- 1				
7- 8	0- 0	0- 0	CONFERENCE	0- 0	0- 0	7- 8				
5- 3	0- 0	0- 0	HOME	0- 0	0- 0	5- 3				
2- 5	0- 0	0- 0	AWAY	0- 0	0- 0	2- 5				
0- 0	0- 0	0- 0	NEUTRAL	0- 0	0- 0	0- 0				

RPI 1-25				RPI 26-50				RPI 51-100				RPI 101+				Team's RPI: 299	
RPI	S	Opponent	Score	RPI	S	Opponent	Score	RPI	S	Opponent	Score	RPI	S	Opponent	Score		
								61	H	Maine	57	74	113	A	Hartford	57	67
								73	A	West Virginia	48	94	114	N	Providence	64	72
													117	A	Boston College	46	83
													158	A	Boston U.	65	67
													190	H	Holy Cross	62	81
													197	A	Robert Morris	56	59
													197	H	Robert Morris	57	60
													214	A	Sacred Heart	48	49
													214	H	Sacred Heart	57	67
													229	A	Saint Francis (PA)	66	78
													229	H	Saint Francis (PA)	66	63
													238	A	Mt. St. Mary's	73	68
													238	H	Mt. St. Mary's	77	59
													264	H	St. Francis Brooklyn	55	60
													272	H	Brown	75	57
													272	N	Brown	68	84
													310	A	Wagner	84	69
													312	A	New Hampshire	74	79
													318	A	Central Conn. St.	65	66
													318	H	Central Conn. St.	72	60
													321	A	UMass Lowell	58	57
													346	H	LIU Brooklyn	69	62
													348	A	Fairleigh Dickinson	53	63
													348	H	Fairleigh Dickinson	68	48
LAST 12 Division I GAMES:																	
				114	N	Providence	64	72					197	A	Robert Morris	56	59
				310	A	Wagner	84	69					318	A	Central Conn. St.	65	66
				238	H	Mt. St. Mary's	77	59					348	A	Fairleigh Dickinson	53	63
				348	H	Fairleigh Dickinson	68	48					318	H	Central Conn. St.	72	60
				214	H	Sacred Heart	57	67					229	H	Saint Francis (PA)	66	63
				229	A	Saint Francis (PA)	66	78					197	H	Robert Morris	57	60

Non-Div I Games:

Bryant

Average RPI Win: 223	WON-LOST	WINNING	LAST 10	STRENGTH OF	OPP. STRENGTH	TEAM	ADJ.	CONF.	ADJ CONF.
Average RPI Loss: 87	RECORD	PCT. RANK	GAMES	SCHEDULE	OF SCHEDULE	RPI	RPI	RPI	RPI
DIV. I ONLY	23- 5	19	1- 0	169	199	51	51	18	18
DIV. I NON-CONF.	9- 3	61	0- 0	114	160	35	35	21	21
TOTALS	RPI 1-25	RPI 26-50	W-L RECORDS	RPI 51-100	RPI 101-150	RPI 150+			
23- 5	0- 2	1- 0	OVERALL	1- 1	3- 0	18- 2			
11- 1	0- 0	1- 0	HOME	1- 0	2- 0	7- 1			
10- 4	0- 2	0- 0	AWAY	0- 1	1- 0	9- 1			
2- 0	0- 0	0- 0	NEUTRAL	0- 0	0- 0	2- 0			
9- 3	0- 2	1- 0	NON-CONFERENCE	0- 1	1- 0	7- 0			
4- 0	0- 0	1- 0	HOME	0- 0	1- 0	2- 0			
3- 3	0- 2	0- 0	AWAY	0- 1	0- 0	3- 0			
2- 0	0- 0	0- 0	NEUTRAL	0- 0	0- 0	2- 0			
14- 2	0- 0	0- 0	CONFERENCE	1- 0	2- 0	11- 2			
7- 1	0- 0	0- 0	HOME	1- 0	1- 0	5- 1			
7- 1	0- 0	0- 0	AWAY	0- 0	1- 0	6- 1			
0- 0	0- 0	0- 0	NEUTRAL	0- 0	0- 0	0- 0			

RPI 1-25				RPI 26-50				RPI 51-100 Team's RPI: 51				RPI 101+			
RPI	S	Opponent	Score	RPI	S	Opponent	Score	RPI	S	Opponent	Score	RPI	S	Opponent	Score
11	A	Iowa St.	61 86	49	H	Quinnipiac	75 58	64	A	Drexel	42 64	119	H	Youngstown St.	73 68
12	A	Syracuse	56 70					71	H	American	71 56	139	A	Lehigh	73 68
												139	H	Lehigh	71 53
												158	A	Boston U.	62 58
												158	H	Boston U.	62 70
												180	H	Rider	80 59
												190	A	Holy Cross	60 61
												190	H	Holy Cross	75 71
												226	N	Massachusetts	77 58
												227	A	Navy	77 43
												227	H	Navy	90 48
												231	A	Monmouth	70 32
												245	A	Colgate	90 62
												245	H	Colgate	76 58
												260	A	St. Bonaventure	77 46
												272	A	Brown	91 78
												280	A	Army West Point	66 52
												293	N	Fairfield	77 54
												296	A	Loyola Maryland	75 57
												296	H	Loyola Maryland	87 55
												325	A	Lafayette	56 47
												325	H	Lafayette	75 43
												329	H	Iona	81 43
LAST 12 Division I GAMES:															
227	H	Navy	90 48	158	A	Boston U.	62 58	227	A	Navy	77 43				
190	A	Holy Cross	60 61	190	H	Holy Cross	75 71	296	A	Loyola Maryland	75 57				
296	H	Loyola Maryland	87 55	245	A	Colgate	90 62	245	A	Colgate	90 62				
245	H	Colgate	76 58	139	A	Lehigh	73 68	139	H	Lehigh	71 53				
139	A	Lehigh	73 68	325	H	Lafayette	75 43								
325	H	Lafayette	75 43												

Non-Div I Games:

Bucknell

■ Loss,
 ■ Non-Conf, S Site,
 ■ Home
 ■ Away
 N Neutral

Buffalo

Through Games Of Feb. 27, 2019

Average RPI Win:	168	WON-LOST	WINNING	LAST 10	STRENGTH OF	OPP. STRENGTH	TEAM	ADJ.	CONF.	ADJ CONF.
Average RPI Loss:	73	RECORD	PCT. RANK	GAMES	SCHEDULE	OF SCHEDULE	RPI	RPI	RPI	RPI
DIV. I ONLY	18- 8	70	1- 0	53	90	37	37	7	7	
DIV. I NON-CONF.	8- 3	72	0- 0	100	100	41	41	9	9	
TOTALS	RPI 1-25	RPI 26-50	W-L RECORDS	RPI 51-100	RPI 101-150	RPI 150+				
18- 8	0- 4	3- 1	OVERALL	4- 0	1- 2	10- 1				
7- 3	0- 2	0- 1	HOME	3- 0	1- 0	3- 0				
9- 5	0- 2	2- 0	AWAY	0- 0	0- 2	7- 1				
2- 0	0- 0	1- 0	NEUTRAL	1- 0	0- 0	0- 0				
8- 3	0- 2	1- 0	NON-CONFERENCE	1- 0	0- 1	6- 0				
2- 1	0- 1	0- 0	HOME	0- 0	0- 0	2- 0				
4- 2	0- 1	0- 0	AWAY	0- 0	0- 1	4- 0				
2- 0	0- 0	1- 0	NEUTRAL	1- 0	0- 0	0- 0				
10- 5	0- 2	2- 1	CONFERENCE	3- 0	1- 1	4- 1				
5- 2	0- 1	0- 1	HOME	3- 0	1- 0	1- 0				
5- 3	0- 1	2- 0	AWAY	0- 0	0- 1	3- 1				
0- 0	0- 0	0- 0	NEUTRAL	0- 0	0- 0	0- 0				

RPI 1-25				RPI 26-50				Team's RPI: 37		RPI 51-100				RPI 101+																	
RPI	S	Opponent	Score	RPI	S	Opponent	Score		RPI	S	Opponent	Score	RPI	S	Opponent	Score															
4	H	Stanford	55 62	29	N	South Dakota St.	61 55		74	H	Kent St.	75 66	121	A	Dayton	59 72															
5	A	Oregon	82 102	39	A	Ohio	73 43		86	H	Toledo	73 63	140	A	Akron	59 70															
24	A	Central Mich.	65 76	39	H	Ohio	71 74		94	N	Georgetown	73 64	140	H	Akron	91 72															
24	H	Central Mich.	95 100	48	A	Miami (OH)	66 59		99	H	Northern Ill.	93 64	191	A	UMES	69 63															
																198	A	Dartmouth	75 69												
																205	A	Eastern Mich.	91 84												
																210	A	Ball St.	97 58												
																210	H	Ball St.	77 65												
																223	A	Bowling Green	72 78												
																260	H	St. Bonaventure	90 43												
																267	H	Niagara	88 61												
																268	A	Western Mich.	61 59												
																279	A	Canisius	84 66												
																318	A	Central Conn. St.	82 69												
																LAST 12 Division I GAMES:															
																39	A	Ohio	73 43	24	A	Central Mich.	65 76								
140	A	Akron	59 70	210	A	Ball St.	97 58																								
24	H	Central Mich.	95 100	99	H	Northern Ill.	93 64																								
223	A	Bowling Green	72 78	140	H	Akron	91 72																								
74	H	Kent St.	75 66	268	A	Western Mich.	61 59																								
86	H	Toledo	73 63	210	H	Ball St.	77 65																								

Non-Div I Games:

Buffalo

■ Loss,
■ Non-Conf,
■ S Site,
■ H Home
■ A Away
N Neutral

Average RPI Win:	159	WON-LOST	WINNING	LAST 10	STRENGTH OF	OPP. STRENGTH	TEAM	ADJ.	CONF.	ADJ CONF.
Average RPI Loss:	68	RECORD	PCT. RANK	GAMES	SCHEDULE	OF SCHEDULE	RPI	RPI	RPI	RPI
DIV. I ONLY	20- 7	50	0- 1	110	70	52	52	6	6	
DIV. I NON-CONF.	10- 1	17	0- 0	273	182	60	60	4	4	
TOTALS	RPI 1-25	RPI 26-50	W-L RECORDS	RPI 51-100	RPI 101-150	RPI 150+				
20- 7	1- 3	1- 0	OVERALL	2- 1	6- 3	10- 0				
11- 3	0- 2	0- 0	HOME	0- 0	3- 1	8- 0				
7- 4	1- 1	1- 0	AWAY	1- 1	3- 2	1- 0				
2- 0	0- 0	0- 0	NEUTRAL	1- 0	0- 0	1- 0				
10- 1	0- 0	0- 0	NON-CONFERENCE	1- 1	1- 0	8- 0				
7- 0	0- 0	0- 0	HOME	0- 0	0- 0	7- 0				
1- 1	0- 0	0- 0	AWAY	0- 1	1- 0	0- 0				
2- 0	0- 0	0- 0	NEUTRAL	1- 0	0- 0	1- 0				
10- 6	1- 3	1- 0	CONFERENCE	1- 0	5- 3	2- 0				
4- 3	0- 2	0- 0	HOME	0- 0	3- 1	1- 0				
6- 3	1- 1	1- 0	AWAY	1- 0	2- 2	1- 0				
0- 0	0- 0	0- 0	NEUTRAL	0- 0	0- 0	0- 0				

RPI 1-25				RPI 26-50				RPI 51-100				Team's RPI: 52	RPI 101+			
RPI	S	Opponent	Score	RPI	S	Opponent	Score	RPI	S	Opponent	Score		RPI	S	Opponent	Score
10	A	Marquette	61 57	50	A	Villanova	63 55	53	A	Indiana	46 66		104	A	St. John's (NY)	73 68
10	H	Marquette	58 87					78	N	Ohio St.	66 53		104	H	St. John's (NY)	66 45
25	A	DePaul	62 76					94	A	Georgetown	59 50		105	A	Creighton	75 43
25	H	DePaul	78 86										105	H	Creighton	66 46
													114	A	Providence	68 74
													114	H	Providence	63 66
													138	A	Seton Hall	62 83
													138	H	Seton Hall	62 59
													140	A	Akron	63 47
													160	H	Illinois St.	58 56
													186	A	Xavier	63 41
													186	H	Xavier	63 38
													189	H	Indiana St.	72 49
													205	N	Eastern Mich.	73 63
													210	H	Ball St.	64 47
													235	H	Western Ill.	92 51
													269	H	Murray St.	86 65
													295	H	Eastern Ill.	72 37
													321	H	UMass Lowell	89 36
LAST 12 Division I GAMES:																
25	A	DePaul	62 76	104	A	St. John's (NY)	73 68									
10	A	Marquette	61 57	10	H	Marquette	58 87									
114	H	Providence	63 66	25	H	DePaul	78 86									
105	H	Creighton	66 46	105	A	Creighton	75 43									
186	H	Xavier	63 38	114	A	Providence	68 74									
138	A	Seton Hall	62 83	186	A	Xavier	63 41									

Non-Div I Games:

Butler

■ Loss,
 ■ Non-Conf,
 ■ S Site,
 ■ H Home
 ■ A Away
 N Neutral

CSU Bakersfield

Through Games Of Feb. 27, 2019

Average RPI Win:	271	WON-LOST	WINNING	LAST 10	STRENGTH OF	OPP. STRENGTH	TEAM	ADJ.	CONF.	ADJ CONF.
Average RPI Loss:	212	RECORD	PCT. RANK	GAMES	SCHEDULE	OF SCHEDULE	RPI	RPI	RPI	RPI
DIV. I ONLY	9- 15	246	0- 1	300	321	266	266	30	30	
DIV. I NON-CONF.	2- 9	297	0- 0	270	254	307	307	30	30	
TOTALS	RPI 1-25	RPI 26-50	W-L RECORDS	RPI 51-100	RPI 101-150	RPI 150+				
9- 15	0- 1	0- 0	OVERALL	1- 0	0- 3	8- 11				
4- 3	0- 0	0- 0	HOME	1- 0	0- 2	3- 1				
5- 12	0- 1	0- 0	AWAY	0- 0	0- 1	5- 10				
0- 0	0- 0	0- 0	NEUTRAL	0- 0	0- 0	0- 0				
2- 9	0- 1	0- 0	NON-CONFERENCE	1- 0	0- 1	1- 7				
1- 1	0- 0	0- 0	HOME	1- 0	0- 1	0- 0				
1- 8	0- 1	0- 0	AWAY	0- 0	0- 0	1- 7				
0- 0	0- 0	0- 0	NEUTRAL	0- 0	0- 0	0- 0				
7- 6	0- 0	0- 0	CONFERENCE	0- 0	0- 2	7- 4				
3- 2	0- 0	0- 0	HOME	0- 0	0- 1	3- 1				
4- 4	0- 0	0- 0	AWAY	0- 0	0- 1	4- 3				
0- 0	0- 0	0- 0	NEUTRAL	0- 0	0- 0	0- 0				

RPI 1-25				RPI 26-50				RPI 51-100				RPI 101+				Team's RPI: 266	
RPI	S	Opponent	Score	RPI	S	Opponent	Score	RPI	S	Opponent	Score	RPI	S	Opponent	Score		
20	A	Oregon St.	52 92					62	H	Wright St.	76 74	141	A	New Mexico St.	48 61		
												141	H	New Mexico St.	59 61		
												146	H	UC Riverside	67 79		
												176	A	North Texas	59 71		
												181	A	UC Irvine	78 85		
												211	A	SMU	43 49		
												225	A	UTRGV	56 64		
												225	H	UTRGV	68 63		
												236	A	UMKC	67 57		
												236	H	UMKC	85 71		
												252	A	California Baptist	43 67		
												252	H	California Baptist	45 68		
												257	A	Cal St. Fullerton	56 64		
												273	A	Utah Valley	70 78		
												277	A	UTEP	47 53		
												300	A	UC Santa Barbara	56 48		
												302	A	San Jose St.	72 82		
												322	A	Omaha	46 53		
												336	A	Grand Canyon	59 46		
												344	A	Seattle U	70 60		
												350	A	Chicago St.	67 56		
												350	H	Chicago St.	80 47		
LAST 12 Division I GAMES:																	
252	A	California Baptist	43 67	252	H	California Baptist	45 68										
236	H	UMKC	85 71	350	A	Chicago St.	67 56										
350	H	Chicago St.	80 47	236	A	UMKC	67 57										
225	A	UTRGV	56 64	141	H	New Mexico St.	59 61										
141	A	New Mexico St.	48 61	225	H	UTRGV	68 63										
336	A	Grand Canyon	59 46	273	A	Utah Valley	70 78										

Non-Div I Games: Whittier 74 46 Westcliff 91 37

CSU Bakersfield

Loss, Non-Conf, S Site, H Home A Away N Neutral

Average RPI Win:	249	WON-LOST	WINNING	LAST 10	STRENGTH OF	OPP. STRENGTH	TEAM	ADJ.	CONF.	ADJ CONF.
Average RPI Loss:	91	RECORD	PCT. RANK	GAMES	SCHEDULE	OF SCHEDULE	RPI	RPI	RPI	RPI
DIV. I ONLY	14- 12	151	0- 1	160	144	147	147	20	20	
DIV. I NON-CONF.	6- 8	199	0- 1	117	31	155	155	20	20	
TOTALS	RPI 1-25	RPI 26-50	W-L RECORDS	RPI 51-100	RPI 101-150	RPI 150+				
14- 12	0- 2	0- 2	OVERALL	0- 5	2- 1	12- 2				
9- 3	0- 0	0- 0	HOME	0- 2	2- 1	7- 0				
5- 9	0- 2	0- 2	AWAY	0- 3	0- 0	5- 2				
0- 0	0- 0	0- 0	NEUTRAL	0- 0	0- 0	0- 0				
6- 8	0- 2	0- 2	NON-CONFERENCE	0- 3	1- 1	5- 0				
4- 2	0- 0	0- 0	HOME	0- 1	1- 1	3- 0				
2- 6	0- 2	0- 2	AWAY	0- 2	0- 0	2- 0				
0- 0	0- 0	0- 0	NEUTRAL	0- 0	0- 0	0- 0				
8- 4	0- 0	0- 0	CONFERENCE	0- 2	1- 0	7- 2				
5- 1	0- 0	0- 0	HOME	0- 1	1- 0	4- 0				
3- 3	0- 0	0- 0	AWAY	0- 1	0- 0	3- 2				
0- 0	0- 0	0- 0	NEUTRAL	0- 0	0- 0	0- 0				

RPI 1-25				RPI 26-50				RPI 51-100				RPI 101+ Team's RPI: 147			
RPI	S	Opponent	Score	RPI	S	Opponent	Score	RPI	S	Opponent	Score	RPI	S	Opponent	Score
4	A	Stanford	43 69	38	A	California	42 67	60	A	Boise St.	63 74	110	H	Loyola Marymount	53 72
23	A	Drake	63 73	46	A	Southern California	42 58	81	H	Harvard	55 75	143	H	Washington St.	65 52
								82	A	UC Davis	54 70	146	H	UC Riverside	69 56
								82	H	UC Davis	49 60	167	A	Santa Clara	53 38
								89	A	Idaho	73 88	181	A	UC Irvine	61 65
												233	A	Hawaii	49 29
												240	H	San Diego St.	77 74
												252	H	California Baptist	73 67
												257	A	Cal St. Fullerton	73 64
												257	H	Cal St. Fullerton	74 44
												275	A	Long Beach St.	51 37
												275	H	Long Beach St.	60 45
												300	A	UC Santa Barbara	60 61
												300	H	UC Santa Barbara	73 65
												302	H	San Jose St.	76 40
												316	H	Cal Poly	68 52
												322	A	Omaha	64 52
LAST 12 Division I GAMES:															
		81	H	Harvard	55	75				257	H	Cal St. Fullerton	74	44	
		275	H	Long Beach St.	60	45				275	A	Long Beach St.	51	37	
		257	A	Cal St. Fullerton	73	64				82	H	UC Davis	49	60	
		316	H	Cal Poly	68	52				146	H	UC Riverside	69	56	
		300	A	UC Santa Barbara	60	61				233	A	Hawaii	49	29	
		82	A	UC Davis	54	70				181	A	UC Irvine	61	65	

Non-Div I Games:

CSUN

■ Loss,
■ Non-Conf,
■ S Site,
■ H Home
■ A Away
N Neutral

Average RPI Win:	273	WON-LOST	WINNING	LAST 10	STRENGTH OF	OPP. STRENGTH	TEAM	ADJ.	CONF.	ADJ CONF.
Average RPI Loss:	167	RECORD	PCT. RANK	GAMES	SCHEDULE	OF SCHEDULE	RPI	RPI	RPI	RPI
DIV. I ONLY	5- 19	316	0- 1	258	183	316	316	20	20	
DIV. I NON-CONF.	2- 8	293	0- 0	247	51	291	291	20	20	
TOTALS	RPI 1-25	RPI 26-50	W-L RECORDS	RPI 51-100	RPI 101-150	RPI 150+				
5- 19	0- 1	0- 1	OVERALL	0- 3	0- 4	5- 10				
4- 7	0- 0	0- 0	HOME	0- 2	0- 2	4- 3				
1- 11	0- 1	0- 1	AWAY	0- 1	0- 2	1- 6				
0- 1	0- 0	0- 0	NEUTRAL	0- 0	0- 0	0- 1				
2- 8	0- 1	0- 1	NON-CONFERENCE	0- 2	0- 1	2- 3				
1- 3	0- 0	0- 0	HOME	0- 1	0- 1	1- 1				
1- 4	0- 1	0- 1	AWAY	0- 1	0- 0	1- 1				
0- 1	0- 0	0- 0	NEUTRAL	0- 0	0- 0	0- 1				
3- 11	0- 0	0- 0	CONFERENCE	0- 1	0- 3	3- 7				
3- 4	0- 0	0- 0	HOME	0- 1	0- 1	3- 2				
0- 7	0- 0	0- 0	AWAY	0- 0	0- 2	0- 5				
0- 0	0- 0	0- 0	NEUTRAL	0- 0	0- 0	0- 0				

RPI 1-25				RPI 26-50				RPI 51-100				RPI 101+ Team's RPI: 316			
RPI	S	Opponent	Score	RPI	S	Opponent	Score	RPI	S	Opponent	Score	RPI	S	Opponent	Score
20	A	Oregon St.	54 79	32	A	UCLA	35 81	55	H	Saint Mary's (CA)	51 69	101	H	Pepperdine	63 70
								82	H	UC Davis	61 85	146	A	UC Riverside	66 80
								96	A	Fresno St.	58 76	146	H	UC Riverside	68 75
												147	A	CSUN	52 68
												181	A	UC Irvine	57 73
												181	H	UC Irvine	59 75
												187	H	Eastern Wash.	59 55
												212	H	Illinois	51 74
												232	A	Sacramento St.	85 88
												233	A	Hawaii	52 70
												233	H	Hawaii	54 71
												249	N	San Francisco	62 65
												257	A	Cal St. Fullerton	64 78
												257	H	Cal St. Fullerton	69 58
												275	A	Long Beach St.	58 61
												275	H	Long Beach St.	66 59
												300	A	UC Santa Barbara	42 44
												300	H	UC Santa Barbara	75 67
												344	A	Seattle U	60 50
LAST 12 Division I GAMES:															
300	A	UC Santa Barbara	42 44	275	H	Long Beach St.	66 59								
257	H	Cal St. Fullerton	69 58	233	A	Hawaii	52 70								
146	H	UC Riverside	68 75	181	A	UC Irvine	57 73								
146	A	UC Riverside	66 80	233	H	Hawaii	54 71								
147	A	CSUN	52 68	257	A	Cal St. Fullerton	64 78								
82	H	UC Davis	61 85	275	A	Long Beach St.	58 61								

Non-Div I Games: Academy of Art 87 65

Cal Poly

■ Loss,
 ■ Non-Conf,
 ■ S Site,
 ■ H Home
 ■ A Away
 N Neutral

Average RPI Win:	270	WON-LOST	WINNING	LAST 10	STRENGTH OF	OPP. STRENGTH	TEAM	ADJ.	CONF.	ADJ CONF.
Average RPI Loss:	170	RECORD	PCT. RANK	GAMES	SCHEDULE	OF SCHEDULE	RPI	RPI	RPI	RPI
DIV. I ONLY	12- 13	188	1- 0	308	262	257	257	20	20	
DIV. I NON-CONF.	7- 5	132	0- 0	322	279	237	237	20	20	
TOTALS	RPI 1-25	RPI 26-50	W-L RECORDS	RPI 51-100	RPI 101-150	RPI 150+				
12- 13	0- 0	0- 0	OVERALL	0- 3	0- 3	12- 7				
7- 6	0- 0	0- 0	HOME	0- 2	0- 1	7- 3				
5- 7	0- 0	0- 0	AWAY	0- 1	0- 2	5- 4				
0- 0	0- 0	0- 0	NEUTRAL	0- 0	0- 0	0- 0				
7- 5	0- 0	0- 0	NON-CONFERENCE	0- 1	0- 0	7- 4				
3- 3	0- 0	0- 0	HOME	0- 1	0- 0	3- 2				
4- 2	0- 0	0- 0	AWAY	0- 0	0- 0	4- 2				
0- 0	0- 0	0- 0	NEUTRAL	0- 0	0- 0	0- 0				
5- 8	0- 0	0- 0	CONFERENCE	0- 2	0- 3	5- 3				
4- 3	0- 0	0- 0	HOME	0- 1	0- 1	4- 1				
1- 5	0- 0	0- 0	AWAY	0- 1	0- 2	1- 2				
0- 0	0- 0	0- 0	NEUTRAL	0- 0	0- 0	0- 0				

RPI 1-25			RPI 26-50			RPI 51-100				RPI 101+			Team's RPI: 257		
RPI	S	Opponent	Score	RPI	S	Opponent	Score	RPI	S	Opponent	Score	RPI	S	Opponent	Score
								82	A	UC Davis	51 75	146	A	UC Riverside	59 62
								82	H	UC Davis	39 75	147	A	CSUN	44 74
								93	H	Pacific	64 72	147	H	CSUN	64 73
												155	A	Washington	74 83
												167	H	Santa Clara	60 64
												178	A	Portland	74 83
												181	A	UC Irvine	61 65
												181	H	UC Irvine	67 58
												198	H	Dartmouth	67 62
												233	H	Hawaii	72 68
												234	A	Columbia	61 58
												240	H	San Diego St.	72 83
												252	A	California Baptist	79 65
												266	H	CSU Bakersfield	64 56
												273	H	Utah Valley	56 55
												275	H	Long Beach St.	53 59
												300	A	UC Santa Barbara	59 52
												300	H	UC Santa Barbara	74 62
												316	A	Cal Poly	58 69
												316	H	Cal Poly	78 64
												341	A	Saint Peter's	69 45
												344	A	Seattle U	57 54
LAST 12 Division I GAMES:															
				181	H	UC Irvine	67 58					275	H	Long Beach St.	53 59
				316	A	Cal Poly	58 69					147	A	CSUN	44 74
				300	H	UC Santa Barbara	74 62					82	H	UC Davis	39 75
				147	H	CSUN	64 73					300	A	UC Santa Barbara	59 52
				181	A	UC Irvine	61 65					316	H	Cal Poly	78 64
				146	A	UC Riverside	59 62					82	A	UC Davis	51 75

Non-Div I Games: Antelope Valley 77 65

Cal St. Fullerton

Loss, Non-Conf, S Site, H Home A Away N Neutral

California

Through Games Of Feb. 27, 2019

Average RPI Win:	118	WON-LOST	WINNING	LAST 10	STRENGTH OF	OPP. STRENGTH	TEAM	ADJ.	CONF.	ADJ CONF.
Average RPI Loss:	35	RECORD	PCT. RANK	GAMES	SCHEDULE	OF SCHEDULE	RPI	RPI	RPI	RPI
DIV. I ONLY	16- 11	124	1- 0	15	6	38	38	2	2	
DIV. I NON-CONF.	9- 2	43	0- 0	56	27	27	27	2	2	
TOTALS	RPI 1-25	RPI 26-50	W-L RECORDS	RPI 51-100	RPI 101-150	RPI 150+				
16- 11	2- 5	2- 3	OVERALL	3- 3	4- 0	5- 0				
9- 5	2- 3	1- 1	HOME	1- 1	3- 0	2- 0				
5- 6	0- 2	1- 2	AWAY	1- 2	1- 0	2- 0				
2- 0	0- 0	0- 0	NEUTRAL	1- 0	0- 0	1- 0				
9- 2	0- 1	1- 0	NON-CONFERENCE	2- 1	3- 0	3- 0				
3- 2	0- 1	0- 0	HOME	0- 1	2- 0	1- 0				
4- 0	0- 0	1- 0	AWAY	1- 0	1- 0	1- 0				
2- 0	0- 0	0- 0	NEUTRAL	1- 0	0- 0	1- 0				
7- 9	2- 4	1- 3	CONFERENCE	1- 2	1- 0	2- 0				
6- 3	2- 2	1- 1	HOME	1- 0	1- 0	1- 0				
1- 6	0- 2	0- 2	AWAY	0- 2	0- 0	1- 0				
0- 0	0- 0	0- 0	NEUTRAL	0- 0	0- 0	0- 0				

RPI 1-25				RPI 26-50				Team's RPI: 38	RPI 51-100				RPI 101+			
RPI	S	Opponent	Score	RPI	S	Opponent	Score		RPI	S	Opponent	Score	RPI	S	Opponent	Score
4	A	Stanford	50 75	28	A	BYU	70 52		55	A	Saint Mary's (CA)	81 78	103	H	Houston	80 79
4	H	Stanford	81 80	32	A	UCLA	74 80		63	A	Utah	74 87	127	A	Penn St.	75 58
5	H	Oregon	82 105	32	H	UCLA	79 84		75	A	Arizona	55 60	143	H	Washington St.	77 63
6	H	UConn	66 76	46	A	Southern California	76 86		75	H	Arizona	82 76	147	H	CSUN	67 42
19	A	Arizona St.	61 62	46	H	Southern California	66 59		81	H	Harvard	79 85	155	H	Washington	79 70
19	H	Arizona St.	69 60						93	N	Pacific	81 69	164	A	Colorado	80 60
20	H	Oregon St.	74 82										165	N	Tulane	65 57
													259	A	San Diego	70 53
													300	H	UC Santa Barbara	69 45
LAST 12 Division I GAMES:																
75	H	Arizona	82 76	4	A	Stanford	50 75									
19	H	Arizona St.	69 60	4	H	Stanford	81 80									
32	A	UCLA	74 80	164	A	Colorado	80 60									
46	A	Southern California	76 86	63	A	Utah	74 87									
20	H	Oregon St.	74 82	155	H	Washington	79 70									
5	H	Oregon	82 105	143	H	Washington St.	77 63									

Non-Div I Games:

California

■ Loss,
■ Non-Conf, S Site,
■ Home
■ Away
N Neutral

Average RPI Win:	286	WON-LOST	WINNING	LAST 10	STRENGTH OF	OPP. STRENGTH	TEAM	ADJ.	CONF.	ADJ CONF.
Average RPI Loss:	196	RECORD	PCT. RANK	GAMES	SCHEDULE	OF SCHEDULE	RPI	RPI	RPI	RPI
DIV. I ONLY	11- 10	159	1- 0	331	320	252	252	30	30	
DIV. I NON-CONF.	3- 6	241	0- 0	227	242	243	243	30	30	
TOTALS	RPI 1-25	RPI 26-50	W-L RECORDS	RPI 51-100	RPI 101-150	RPI 150+				
11- 10	0- 0	0- 1	OVERALL	0- 1	1- 2	10- 6				
6- 3	0- 0	0- 0	HOME	0- 1	1- 0	5- 2				
5- 6	0- 0	0- 0	AWAY	0- 0	0- 2	5- 4				
0- 1	0- 0	0- 1	NEUTRAL	0- 0	0- 0	0- 0				
3- 6	0- 0	0- 1	NON-CONFERENCE	0- 1	1- 1	2- 3				
1- 2	0- 0	0- 0	HOME	0- 1	1- 0	0- 1				
2- 3	0- 0	0- 0	AWAY	0- 0	0- 1	2- 2				
0- 1	0- 0	0- 1	NEUTRAL	0- 0	0- 0	0- 0				
8- 4	0- 0	0- 0	CONFERENCE	0- 0	0- 1	8- 3				
5- 1	0- 0	0- 0	HOME	0- 0	0- 0	5- 1				
3- 3	0- 0	0- 0	AWAY	0- 0	0- 1	3- 2				
0- 0	0- 0	0- 0	NEUTRAL	0- 0	0- 0	0- 0				

RPI S	Opponent	Score	RPI S	Opponent	Score	RPI S	Opponent	Score	RPI S	Opponent	Score	Team's RPI: 252
28 N	BYU	69 76	91 H	Idaho St.	57 72	141 A	New Mexico St.	69 76	146 H	UC Riverside	65 57	
						147 A	CSUN	67 73	225 A	UTRGV	56 60	
						236 A	UMKC	95 92	236 H	UMKC	74 78	
						240 A	San Diego St.	67 83	254 A	Northern Ariz.	88 91	
						257 H	Cal St. Fullerton	65 79	266 A	CSU Bakersfield	68 45	
						266 H	CSU Bakersfield	67 43	273 H	Utah Valley	83 54	
						275 A	Long Beach St.	85 83	300 A	UC Santa Barbara	76 64	
						336 A	Grand Canyon	71 75	336 H	Grand Canyon	93 50	
						344 H	Seattle U	100 83	350 A	Chicago St.	93 67	
						350 H	Chicago St.	89 52				
LAST 12 Division I GAMES:												
266 H	CSU Bakersfield	67 43	336 A	Grand Canyon	71 75							
336 H	Grand Canyon	93 50	266 A	CSU Bakersfield	68 45							
236 A	UMKC	95 92	350 H	Chicago St.	89 52							
350 A	Chicago St.	93 67	236 H	UMKC	74 78							
344 H	Seattle U	100 83	225 A	UTRGV	56 60							
273 H	Utah Valley	83 54	141 A	New Mexico St.	69 76							

Non-Div I Games: La Sierra 91 44 Notre Dame de Namur 80 47 Westcliff 133 43 Fresno Pacific 93 71
California Baptist

Loss, Non-Conf, S Site, H Home A Away N Neutral

Average RPI Win:	290	WON-LOST	WINNING	LAST 10	STRENGTH OF	OPP. STRENGTH	TEAM	ADJ.	CONF.	ADJ CONF.
Average RPI Loss:	163	RECORD	PCT. RANK	GAMES	SCHEDULE	OF SCHEDULE	RPI	RPI	RPI	RPI
DIV. I ONLY	14- 10	129	1- 0	313	308	215	215	27	27	
DIV. I NON-CONF.	6- 3	91	1- 0	335	309	220	220	29	29	
TOTALS	RPI 1-25	RPI 26-50	W-L RECORDS	RPI 51-100	RPI 101-150	RPI 150+				
14- 10	0- 0	0- 0	OVERALL	0- 3	0- 2	14- 5				
7- 5	0- 0	0- 0	HOME	0- 2	0- 0	7- 3				
6- 5	0- 0	0- 0	AWAY	0- 1	0- 2	6- 2				
1- 0	0- 0	0- 0	NEUTRAL	0- 0	0- 0	1- 0				
6- 3	0- 0	0- 0	NON-CONFERENCE	0- 1	0- 1	6- 1				
2- 2	0- 0	0- 0	HOME	0- 1	0- 0	2- 1				
3- 1	0- 0	0- 0	AWAY	0- 0	0- 1	3- 0				
1- 0	0- 0	0- 0	NEUTRAL	0- 0	0- 0	1- 0				
8- 7	0- 0	0- 0	CONFERENCE	0- 2	0- 1	8- 4				
5- 3	0- 0	0- 0	HOME	0- 1	0- 0	5- 2				
3- 4	0- 0	0- 0	AWAY	0- 1	0- 1	3- 2				
0- 0	0- 0	0- 0	NEUTRAL	0- 0	0- 0	0- 0				

RPI 1-25			RPI 26-50			RPI 51-100				RPI 101+			Team's RPI: 215		
RPI	S	Opponent	Score	RPI	S	Opponent	Score	RPI	S	Opponent	Score	RPI	S	Opponent	Score
								80	A	Radford	57 61	117	A	Boston College	56 76
								80	H	Radford	52 56	124	A	High Point	60 65
								88	H	Old Dominion	59 83	188	A	UNC Asheville	52 60
												188	H	UNC Asheville	49 48
												199	A	Hampton	50 61
												199	H	Hampton	52 46
												220	H	Howard	64 69
												247	A	Gardner-Webb	69 63
												247	H	Gardner-Webb	38 52
												265	A	Norfolk St.	57 49
												288	H	Col. of Charleston	66 65
												290	H	Winthrop	46 59
												294	A	Charleston So.	60 58
												294	H	Charleston So.	52 51
												305	H	UNC Greensboro	53 49
												313	A	FIU	59 54
												322	N	Omaha	65 52
												331	H	Presbyterian	51 46
												335	A	Longwood	66 60
												338	A	Western Caro.	63 37
												342	H	USC Upstate	61 41
LAST 12 Division I GAMES:															
				313	A	FIU	59 54					342	H	USC Upstate	61 41
				80	A	Radford	57 61					335	A	Longwood	66 60
				294	H	Charleston So.	52 51					80	H	Radford	52 56
				247	A	Gardner-Webb	69 63					124	A	High Point	60 65
				199	A	Hampton	50 61					199	H	Hampton	52 46
				188	H	UNC Asheville	49 48					290	H	Winthrop	46 59

Non-Div I Games: William Peace 65 36 Columbia (SC) 93 46

Campbell

Loss, Non-Conf, S Site, H Home A Away N Neutral

Average RPI Win: 283	WON-LOST	WINNING	LAST 10	STRENGTH OF	OPP. STRENGTH	TEAM	ADJ.	CONF.	ADJ CONF.
Average RPI Loss: 178	RECORD	PCT. RANK	GAMES	SCHEDULE	OF SCHEDULE	RPI	RPI	RPI	RPI
DIV. I ONLY	11- 17	239	1- 0	274	282	279	279	26	26
DIV. I NON-CONF.	2- 9	297	0- 0	244	251	316	316	27	27
TOTALS	RPI 1-25	RPI 26-50	W-L RECORDS	RPI 51-100	RPI 101-150	RPI 150+			
11- 17	0- 0	0- 4	OVERALL	0- 0	0- 4	11- 9			
7- 8	0- 0	0- 3	HOME	0- 0	0- 2	7- 3			
4- 9	0- 0	0- 1	AWAY	0- 0	0- 2	4- 6			
0- 0	0- 0	0- 0	NEUTRAL	0- 0	0- 0	0- 0			
2- 9	0- 0	0- 2	NON-CONFERENCE	0- 0	0- 2	2- 5			
1- 5	0- 0	0- 2	HOME	0- 0	0- 1	1- 2			
1- 4	0- 0	0- 0	AWAY	0- 0	0- 1	1- 3			
0- 0	0- 0	0- 0	NEUTRAL	0- 0	0- 0	0- 0			
9- 8	0- 0	0- 2	CONFERENCE	0- 0	0- 2	9- 4			
6- 3	0- 0	0- 1	HOME	0- 0	0- 1	6- 1			
3- 5	0- 0	0- 1	AWAY	0- 0	0- 1	3- 3			
0- 0	0- 0	0- 0	NEUTRAL	0- 0	0- 0	0- 0			

RPI 1-25			RPI 26-50			RPI 51-100			RPI 101+			Team's RPI: 279
RPI	S	Opponent	Score	RPI	S	Opponent	Score	RPI	S	Opponent	Score	
				37	H	Buffalo	66 84		119	H	Youngstown St.	36 62
				48	H	Miami (OH)	59 62		134	A	Marist	50 66
				49	A	Quinnipiac	51 68		134	H	Marist	66 71
				49	H	Quinnipiac	42 55		140	A	Akron	53 62
									180	A	Rider	62 49
									223	H	Bowling Green	53 74
									225	H	UTRGV	53 57
									231	A	Monmouth	61 67
									231	H	Monmouth	65 56
									242	A	Albany (NY)	48 42
									245	A	Colgate	53 67
									260	A	St. Bonaventure	94 100
									267	A	Niagara	52 74
									267	H	Niagara	52 51
									271	H	Siena	66 78
									281	H	Vermont	67 46
									282	H	Manhattan	47 44
									293	A	Fairfield	65 72
									293	H	Fairfield	53 50
									309	A	Oakland	60 71
									329	A	Iona	48 40
									329	H	Iona	67 47
									341	A	Saint Peter's	75 62
									341	H	Saint Peter's	78 59
LAST 12 Division I GAMES:												
				267	H	Niagara	52 51		293	A	Fairfield	65 72
				231	H	Monmouth	65 56		341	H	Saint Peter's	78 59
				271	H	Siena	66 78		329	H	Iona	67 47
				134	A	Marist	50 66		180	A	Rider	62 49
				267	A	Niagara	52 74		231	A	Monmouth	61 67
				49	A	Quinnipiac	51 68		49	H	Quinnipiac	42 55

Non-Div I Games:

Canisius

■ Loss,
 ■ Non-Conf,
 ■ S Site,
 ■ H Home
 ■ A Away
 N Neutral

Central Ark.

Through Games Of Feb. 27, 2019

Average RPI Win:	320	WON-LOST	WINNING	LAST 10	STRENGTH OF	OPP. STRENGTH	TEAM	ADJ.	CONF.	ADJ CONF.
Average RPI Loss:	145	RECORD	PCT. RANK	GAMES	SCHEDULE	OF SCHEDULE	RPI	RPI	RPI	RPI
DIV. I ONLY	7- 14	263	0- 1	232	286	270	270	25	25	
DIV. I NON-CONF.	1- 5	311	0- 0	189	106	264	264	23	23	
TOTALS	RPI 1-25	RPI 26-50	W-L RECORDS	RPI 51-100	RPI 101-150	RPI 150+				
7- 14	0- 1	0- 1	OVERALL	0- 4	0- 1	7- 7				
4- 4	0- 0	0- 0	HOME	0- 2	0- 0	4- 2				
3- 10	0- 1	0- 1	AWAY	0- 2	0- 1	3- 5				
0- 0	0- 0	0- 0	NEUTRAL	0- 0	0- 0	0- 0				
1- 5	0- 1	0- 1	NON-CONFERENCE	0- 1	0- 1	1- 1				
0- 1	0- 0	0- 0	HOME	0- 1	0- 0	0- 0				
1- 4	0- 1	0- 1	AWAY	0- 0	0- 1	1- 1				
0- 0	0- 0	0- 0	NEUTRAL	0- 0	0- 0	0- 0				
6- 9	0- 0	0- 0	CONFERENCE	0- 3	0- 0	6- 6				
4- 3	0- 0	0- 0	HOME	0- 1	0- 0	4- 2				
2- 6	0- 0	0- 0	AWAY	0- 2	0- 0	2- 4				
0- 0	0- 0	0- 0	NEUTRAL	0- 0	0- 0	0- 0				

RPI 1-25				RPI 26-50				RPI 51-100				RPI 101+ Team's RPI: 270			
RPI	S	Opponent	Score	RPI	S	Opponent	Score	RPI	S	Opponent	Score	RPI	S	Opponent	Score
22	A	Texas A&M	27 84	35	A	Kansas St.	54 70	65	A	Lamar University	37 57	130	A	Oklahoma	52 65
								79	A	SFA	43 79	159	A	Abilene Christian	70 77
								79	H	SFA	53 59	172	A	Nicholls St.	52 68
								100	H	South Alabama	50 58	172	H	Nicholls St.	60 64
												185	A	Sam Houston St.	62 66
												243	H	A&M-Corpus Christi	65 73
												278	A	Jackson St.	56 65
												291	A	New Orleans	62 60
												303	H	Incarnate Word	74 43
												306	A	Southeastern La.	53 62
												306	H	Southeastern La.	75 33
												323	H	McNeese	76 45
												328	H	Northwestern St.	74 52
												337	A	Houston Baptist	77 58
												351	A	Alcorn	57 46
LAST 12 Division I GAMES:															
79	A	SFA	43 79	79	H	SFA	53 59								
172	A	Nicholls St.	52 68	159	A	Abilene Christian	70 77								
323	H	McNeese	76 45	291	A	New Orleans	62 60								
337	A	Houston Baptist	77 58	172	H	Nicholls St.	60 64								
306	H	Southeastern La.	75 33	303	H	Incarnate Word	74 43								
328	H	Northwestern St.	74 52	65	A	Lamar University	37 57								

Non-Div I Games: Central Baptist 55 34 Crowley's Ridge 91 33 Williams Baptist 70 35 Hendrix 72 40
Central Ark.

Loss, Non-Conf, S Site, H Home A Away N Neutral

Average RPI Win:	289	WON-LOST	WINNING	LAST 10	STRENGTH OF	OPP. STRENGTH	TEAM	ADJ.	CONF.	ADJ CONF.
Average RPI Loss:	210	RECORD	PCT. RANK	GAMES	SCHEDULE	OF SCHEDULE	RPI	RPI	RPI	RPI
DIV. I ONLY	6- 19	300	0- 1	276	326	318	318	31	31	
DIV. I NON-CONF.	3- 7	256	0- 0	180	208	240	240	31	31	
TOTALS	RPI 1-25	RPI 26-50	W-L RECORDS	RPI 51-100	RPI 101-150	RPI 150+				
6- 19	0- 0	0- 2	OVERALL	0- 0	0- 3	6- 14				
4- 7	0- 0	0- 1	HOME	0- 0	0- 2	4- 4				
2- 12	0- 0	0- 1	AWAY	0- 0	0- 1	2- 10				
0- 0	0- 0	0- 0	NEUTRAL	0- 0	0- 0	0- 0				
3- 7	0- 0	0- 2	NON-CONFERENCE	0- 0	0- 3	3- 2				
1- 3	0- 0	0- 1	HOME	0- 0	0- 2	1- 0				
2- 4	0- 0	0- 1	AWAY	0- 0	0- 1	2- 2				
0- 0	0- 0	0- 0	NEUTRAL	0- 0	0- 0	0- 0				
3- 12	0- 0	0- 0	CONFERENCE	0- 0	0- 0	3- 12				
3- 4	0- 0	0- 0	HOME	0- 0	0- 0	3- 4				
0- 8	0- 0	0- 0	AWAY	0- 0	0- 0	0- 8				
0- 0	0- 0	0- 0	NEUTRAL	0- 0	0- 0	0- 0				

RPI 1-25				RPI 26-50				RPI 51-100				RPI 101+ Team's RPI: 318			
RPI	S	Opponent	Score	RPI	S	Opponent	Score	RPI	S	Opponent	Score	RPI	S	Opponent	Score
				26	A	Rutgers	44 73					113	H	Hartford	52 54
				37	H	Buffalo	69 82					116	A	Yale	46 58
												139	H	Lehigh	62 88
												197	A	Robert Morris	40 60
												197	H	Robert Morris	57 64
												214	A	Sacred Heart	61 66
												214	H	Sacred Heart	46 73
												226	A	Massachusetts	59 74
												229	A	Saint Francis (PA)	68 83
												229	H	Saint Francis (PA)	73 62
												238	A	Mt. St. Mary's	53 84
												238	H	Mt. St. Mary's	44 61
												242	A	Albany (NY)	60 53
												264	A	St. Francis Brooklyn	58 70
												272	A	Brown	63 68
												299	A	Bryant	60 72
												299	H	Bryant	66 65
												308	A	Morgan St.	60 36
												310	A	Wagner	62 70
												310	H	Wagner	63 75
												312	H	New Hampshire	56 47
												346	H	LIU Brooklyn	63 57
												348	A	Fairleigh Dickinson	67 74
LAST 12 Division I GAMES:															
				238	H	Mt. St. Mary's	44 61					299	H	Bryant	66 65
				214	H	Sacred Heart	46 73					346	H	LIU Brooklyn	63 57
				264	A	St. Francis Brooklyn	58 70					299	A	Bryant	60 72
				310	A	Wagner	62 70					197	H	Robert Morris	57 64
				197	A	Robert Morris	40 60					229	H	Saint Francis (PA)	73 62
				229	A	Saint Francis (PA)	68 83					238	A	Mt. St. Mary's	53 84

Non-Div I Games:

Central Conn. St.

■ Loss,
 ■ Non-Conf, S Site,
 ■ Home
 ■ Away
 N Neutral

GENERAL INFO				THROUGH GAMES OF FEB. 17, 2019						
Average RPI Win:	140	WON-LOST	WINNING	LAST 10	STRENGTH OF	OPP. STRENGTH	TEAM	ADJ.	CONF.	ADJ CONF.
Average RPI Loss:	62	RECORD	PCT. RANK	GAMES	SCHEDULE	OF SCHEDULE	RPI	RPI	RPI	RPI
DIV. I ONLY	21- 6	34	1- 0	52	64	24	24	7	7	
DIV. I NON-CONF.	9- 3	61	0- 0	94	6	43	43	9	9	

TOTALS	RPI 1-25	RPI 26-50		W-L RECORDS		RPI 51-100	RPI 101-150	RPI 150+		
21- 6	2- 1	4- 3		OVERALL		4- 1	2- 0	9- 1		
8- 4	1- 1	1- 3		HOME		1- 0	2- 0	3- 0		
12- 1	1- 0	3- 0		AWAY		3- 1	0- 0	5- 0		
1- 1	0- 0	0- 0		NEUTRAL		0- 0	0- 0	1- 1		
9- 3	2- 1	1- 1		NON-CONFERENCE		1- 0	1- 0	4- 1		
3- 2	1- 1	0- 1		HOME		0- 0	1- 0	1- 0		
5- 0	1- 0	1- 0		AWAY		1- 0	0- 0	2- 0		
1- 1	0- 0	0- 0		NEUTRAL		0- 0	0- 0	1- 1		
12- 3	0- 0	3- 2		CONFERENCE		3- 1	1- 0	5- 0		
5- 2	0- 0	1- 2		HOME		1- 0	1- 0	2- 0		
7- 1	0- 0	2- 0		AWAY		2- 1	0- 0	3- 0		
0- 0	0- 0	0- 0		NEUTRAL		0- 0	0- 0	0- 0		

RPI	S	Opponent	Score
3	H	Louisville	68 72
16	H	UCF	75 68
18	A	Miami (FL)	90 80

RPI	S	Opponent	Score
29	H	South Dakota St.	71 80
37	A	Buffalo	100 95
37	H	Buffalo	76 65
39	A	Ohio	88 70
39	H	Ohio	75 78
48	H	Miami (OH)	67 70
49	A	Quinnipiac	67 52

RPI	S	Opponent	Score
74	A	Kent St.	82 75
86	A	Toledo	59 62
95	A	Virginia	74 61
99	A	Northern Ill.	89 66
99	H	Northern Ill.	76 52

RPI	S	Opponent	Score
120	H	Western Ky.	108 90
140	H	Akron	94 71
162	N	Chattanooga	73 50
165	N	Tulane	57 68
193	A	Vanderbilt	66 57
205	H	Eastern Mich.	71 61
210	A	Ball St.	81 64
210	H	Ball St.	81 63
223	A	Bowling Green	92 54
268	A	Western Mich.	87 53
309	H	Oakland	104 61
329	A	Iona	82 39

LAST 12 Division I GAMES:

210	H	Ball St.	81 63
210	A	Ball St.	81 64
99	H	Northern Ill.	76 52
37	A	Buffalo	100 95
268	A	Western Mich.	87 53
39	H	Ohio	75 78
37	H	Buffalo	76 65
223	A	Bowling Green	92 54
205	H	Eastern Mich.	71 61
86	A	Toledo	59 62
74	A	Kent St.	82 75
48	H	Miami (OH)	67 70

Non-Div I Games:

Central Mich.

Charleston So.

Through Games Of Feb. 27, 2019

Average RPI Win:	283	WON-LOST	WINNING	LAST 10	STRENGTH OF	OPP. STRENGTH	TEAM	ADJ.	CONF.	ADJ CONF.
Average RPI Loss:	199	RECORD	PCT. RANK	GAMES	SCHEDULE	OF SCHEDULE	RPI	RPI	RPI	RPI
DIV. I ONLY	7- 16	274	1- 0	263	327	294	294	27	27	
DIV. I NON-CONF.	0- 8	336	0- 0	278	311	347	347	29	29	
TOTALS	RPI 1-25	RPI 26-50	W-L RECORDS	RPI 51-100	RPI 101-150	RPI 150+				
7- 16	0- 0	0- 0	OVERALL	0- 2	0- 2	7- 12				
3- 7	0- 0	0- 0	HOME	0- 1	0- 1	3- 5				
4- 9	0- 0	0- 0	AWAY	0- 1	0- 1	4- 7				
0- 0	0- 0	0- 0	NEUTRAL	0- 0	0- 0	0- 0				
0- 8	0- 0	0- 0	NON-CONFERENCE	0- 1	0- 0	0- 7				
0- 3	0- 0	0- 0	HOME	0- 0	0- 0	0- 3				
0- 5	0- 0	0- 0	AWAY	0- 1	0- 0	0- 4				
0- 0	0- 0	0- 0	NEUTRAL	0- 0	0- 0	0- 0				
7- 8	0- 0	0- 0	CONFERENCE	0- 1	0- 2	7- 5				
3- 4	0- 0	0- 0	HOME	0- 1	0- 1	3- 2				
4- 4	0- 0	0- 0	AWAY	0- 0	0- 1	4- 3				
0- 0	0- 0	0- 0	NEUTRAL	0- 0	0- 0	0- 0				

RPI 1-25			RPI 26-50			RPI 51-100				RPI 101+		Team's RPI: 294			
RPI	S	Opponent	Score	RPI	S	Opponent	Score	RPI	S	Opponent	Score	RPI	S	Opponent	Score
								80	H	Radford	41 67	124	A	High Point	64 71
								98	A	Georgia	75 83	124	H	High Point	62 69
												154	H	Tennessee Tech	55 77
												157	H	Davidson	34 72
												188	H	UNC Asheville	70 59
												199	A	Hampton	72 57
												199	H	Hampton	66 74
												215	A	Campbell	51 52
												215	H	Campbell	58 60
												218	A	Florida	60 70
												228	H	Jacksonville	58 68
												247	A	Gardner-Webb	65 75
												247	H	Gardner-Webb	66 58
												251	A	North Florida	76 82
												288	A	Col. of Charleston	52 79
												290	A	Winthrop	52 57
												301	A	South Carolina St.	58 67
												331	A	Presbyterian	63 55
												335	A	Longwood	81 74
												342	A	USC Upstate	78 75
												342	H	USC Upstate	74 62
LAST 12 Division I GAMES:															
				247	H	Gardner-Webb	66 58					331	A	Presbyterian	63 55
				215	A	Campbell	51 52					247	A	Gardner-Webb	65 75
				199	A	Hampton	72 57					124	A	High Point	64 71
				124	H	High Point	62 69					342	A	USC Upstate	78 75
				342	H	USC Upstate	74 62					80	H	Radford	41 67
				188	H	UNC Asheville	70 59					335	A	Longwood	81 74

Non-Div I Games: Converse 101 50 Columbia (SC) 89 57 Erskine 74 50

Charleston So.

Loss, Non-Conf, S Site, H Home A Away N Neutral

Average RPI Win:	195	WON-LOST	WINNING	LAST 10	STRENGTH OF	OPP. STRENGTH	TEAM	ADJ.	CONF.	ADJ CONF.
Average RPI Loss:	130	RECORD	PCT. RANK	GAMES	SCHEDULE	OF SCHEDULE	RPI	RPI	RPI	RPI
DIV. I ONLY	15- 11	132	1- 0	89	188	118	118	14	14	
DIV. I NON-CONF.	8- 4	91	1- 0	57	276	67	67	17	17	
TOTALS	RPI 1-25	RPI 26-50	W-L RECORDS	RPI 51-100	RPI 101-150	RPI 150+				
15- 11	0- 0	0- 1	OVERALL	3- 2	2- 3	10- 5				
12- 2	0- 0	0- 0	HOME	2- 1	1- 1	9- 0				
2- 9	0- 0	0- 1	AWAY	1- 1	1- 2	0- 5				
1- 0	0- 0	0- 0	NEUTRAL	0- 0	0- 0	1- 0				
8- 4	0- 0	0- 0	NON-CONFERENCE	1- 1	1- 2	6- 1				
6- 1	0- 0	0- 0	HOME	1- 0	0- 1	5- 0				
1- 3	0- 0	0- 0	AWAY	0- 1	1- 1	0- 1				
1- 0	0- 0	0- 0	NEUTRAL	0- 0	0- 0	1- 0				
7- 7	0- 0	0- 1	CONFERENCE	2- 1	1- 1	4- 4				
6- 1	0- 0	0- 0	HOME	1- 1	1- 0	4- 0				
1- 6	0- 0	0- 1	AWAY	1- 0	0- 1	0- 4				
0- 0	0- 0	0- 0	NEUTRAL	0- 0	0- 0	0- 0				

RPI S	Opponent	Score	RPI S	Opponent	Score	RPI S	Opponent	Score	RPI S	Opponent	Score	Team's RPI: 118
			34	A Rice	51 61	59	H Middle Tenn.	55 62	102	H UAB	60 56	
						62	H Wright St.	88 85	109	A Fordham	64 71	
						88	A Old Dominion	60 53	120	A Western Ky.	58 76	
						88	H Old Dominion	69 59	128	H Wake Forest	43 69	
						95	A Virginia	61 65	139	A Lehigh	62 60	
									153	A Mercer	40 57	
									157	H Davidson	78 66	
									174	A Louisiana Tech	51 88	
									176	A North Texas	63 68	
									182	A Southern Miss.	54 65	
									188	H UNC Asheville	70 53	
									201	A Marshall	62 63	
									206	H Bethune-Cookman	73 69	
									213	N Liberty	63 61	
									220	H East Carolina	52 46	
									262	H Wofford	85 63	
									277	H UTEP	62 39	
									304	H Fla. Atlantic	68 47	
									307	H UTSA	66 54	
									313	H FIU	69 54	
LAST 12 Division I GAMES:												
139	A Lehigh	62 60	34	A Rice	51 61							
88	A Old Dominion	60 53	277	H UTEP	62 39							
88	H Old Dominion	69 59	307	H UTSA	66 54							
102	H UAB	60 56	174	A Louisiana Tech	51 88							
59	H Middle Tenn.	55 62	182	A Southern Miss.	54 65							
176	A North Texas	63 68	304	H Fla. Atlantic	68 47							

Non-Div I Games:

Charlotte

Chattanooga

Through Games Of Feb. 27, 2019

Average RPI Win:	236	WON-LOST	WINNING	LAST 10	STRENGTH OF	OPP. STRENGTH	TEAM	ADJ.	CONF.	ADJ CONF.
Average RPI Loss:	102	RECORD	PCT. RANK	GAMES	SCHEDULE	OF SCHEDULE	RPI	RPI	RPI	RPI
DIV. I ONLY	11- 15	220	1- 0	45	212	162	162	28	28	
DIV. I NON-CONF.	4- 10	264	1- 0	2	63	90	90	24	24	
TOTALS	RPI 1-25	RPI 26-50	W-L RECORDS	RPI 51-100	RPI 101-150	RPI 150+				
11- 15	0- 4	0- 1	OVERALL	1- 3	0- 2	10- 5				
7- 6	0- 2	0- 1	HOME	0- 1	0- 1	7- 1				
2- 7	0- 1	0- 0	AWAY	0- 1	0- 1	2- 4				
2- 2	0- 1	0- 0	NEUTRAL	1- 1	0- 0	1- 0				
4- 10	0- 4	0- 1	NON-CONFERENCE	1- 3	0- 2	3- 0				
1- 5	0- 2	0- 1	HOME	0- 1	0- 1	1- 0				
1- 3	0- 1	0- 0	AWAY	0- 1	0- 1	1- 0				
2- 2	0- 1	0- 0	NEUTRAL	1- 1	0- 0	1- 0				
7- 5	0- 0	0- 0	CONFERENCE	0- 0	0- 0	7- 5				
6- 1	0- 0	0- 0	HOME	0- 0	0- 0	6- 1				
1- 4	0- 0	0- 0	AWAY	0- 0	0- 0	1- 4				
0- 0	0- 0	0- 0	NEUTRAL	0- 0	0- 0	0- 0				

RPI 1-25				RPI 26-50				RPI 51-100				RPI 101+ Team's RPI: 162			
RPI	S	Opponent	Score	RPI	S	Opponent	Score	RPI	S	Opponent	Score	RPI	S	Opponent	Score
3	H	Louisville	49 75	29	H	South Dakota St.	54 71	57	H	Belmont	51 67	112	A	Northern Colo.	65 68
7	H	NC State	58 78					58	A	Virginia Tech	59 74	132	H	UT Martin	79 81
16	A	UCF	37 75					59	N	Middle Tenn.	47 58	153	A	Mercer	58 65
24	N	Central Mich.	50 73					61	N	Maine	66 61	153	H	Mercer	56 62
												179	N	Saint Louis	71 61
												199	A	Hampton	58 50
												213	H	Liberty	75 60
												216	A	Furman	54 61
												216	H	Furman	73 53
												256	A	ETSU	54 64
												256	H	ETSU	76 67
												262	A	Wofford	60 64
												262	H	Wofford	89 82
												286	A	Samford	73 63
												286	H	Samford	61 56
												305	H	UNC Greensboro	64 54
												338	H	Western Caro.	72 58
LAST 12 Division I GAMES:															
				61	N	Maine	66 61	305	H	UNC Greensboro	64 54				
				153	H	Mercer	56 62	338	H	Western Caro.	72 58				
				286	H	Samford	61 56	286	A	Samford	73 63				
				262	A	Wofford	60 64	153	A	Mercer	58 65				
				216	A	Furman	54 61	216	H	Furman	73 53				
				256	A	ETSU	54 64	262	H	Wofford	89 82				

Non-Div I Games: Lee

61 55

Chattanooga

■ Loss,
 ■ Non-Conf,
 ■ S Site,
 ■ Home
 ■ Away
 N Neutral

Average RPI Win: 340		WON-LOST	WINNING	LAST 10	STRENGTH OF	OPP. STRENGTH	TEAM	ADJ.	CONF.	ADJ CONF.
Average RPI Loss: 229		RECORD	PCT. RANK	GAMES	SCHEDULE	OF SCHEDULE	RPI	RPI	RPI	RPI
DIV. I ONLY		2- 24	349	1- 0	322	329	350	350	30	30
DIV. I NON-CONF.		0- 13	336	0- 0	238	316	344	344	30	30
TOTALS		RPI 1-25	RPI 26-50	W-L RECORDS	RPI 51-100	RPI 101-150	RPI 150+			
2- 24	0- 0		0- 0	OVERALL	0- 1	0- 4	2- 19			
2- 11	0- 0		0- 0	HOME	0- 0	0- 2	2- 9			
0- 12	0- 0		0- 0	AWAY	0- 1	0- 2	0- 9			
0- 1	0- 0		0- 0	NEUTRAL	0- 0	0- 0	0- 1			
0- 13	0- 0		0- 0	NON-CONFERENCE	0- 1	0- 3	0- 9			
0- 5	0- 0		0- 0	HOME	0- 0	0- 1	0- 4			
0- 7	0- 0		0- 0	AWAY	0- 1	0- 2	0- 4			
0- 1	0- 0		0- 0	NEUTRAL	0- 0	0- 0	0- 1			
2- 11	0- 0		0- 0	CONFERENCE	0- 0	0- 1	2- 10			
2- 6	0- 0		0- 0	HOME	0- 0	0- 1	2- 5			
0- 5	0- 0		0- 0	AWAY	0- 0	0- 0	0- 5			
0- 0	0- 0		0- 0	NEUTRAL	0- 0	0- 0	0- 0			

[illegible]

Non-Div I Games:

Chicago St.

Loss, Non-Conf, S Site, H Home A Away N Neutral

Average RPI Win:	191	WON-LOST	WINNING	LAST 10	STRENGTH OF	OPP. STRENGTH	TEAM	ADJ.	CONF.	ADJ CONF.
Average RPI Loss:	83	RECORD	PCT. RANK	GAMES	SCHEDULE	OF SCHEDULE	RPI	RPI	RPI	RPI
DIV. I ONLY	18- 9	84	1- 0	135	83	84	84	9	9	
DIV. I NON-CONF.	8- 5	119	0- 0	197	120	145	145	8	8	
TOTALS	RPI 1-25	RPI 26-50	W-L RECORDS	RPI 51-100	RPI 101-150	RPI 150+				
18- 9	0- 3	0- 1	OVERALL	0- 2	6- 1	12- 2				
13- 2	0- 1	0- 0	HOME	0- 1	4- 0	9- 0				
5- 7	0- 2	0- 1	AWAY	0- 1	2- 1	3- 2				
0- 0	0- 0	0- 0	NEUTRAL	0- 0	0- 0	0- 0				
8- 5	0- 0	0- 1	NON-CONFERENCE	0- 2	2- 1	6- 1				
7- 1	0- 0	0- 0	HOME	0- 1	2- 0	5- 0				
1- 4	0- 0	0- 1	AWAY	0- 1	0- 1	1- 1				
0- 0	0- 0	0- 0	NEUTRAL	0- 0	0- 0	0- 0				
10- 4	0- 3	0- 0	CONFERENCE	0- 0	4- 0	6- 1				
6- 1	0- 1	0- 0	HOME	0- 0	2- 0	4- 0				
4- 3	0- 2	0- 0	AWAY	0- 0	2- 0	2- 1				
0- 0	0- 0	0- 0	NEUTRAL	0- 0	0- 0	0- 0				

RPI 1-25				RPI 26-50				RPI 51-100				Team's RPI: 84	RPI 101+			
RPI	S	Opponent	Score	RPI	S	Opponent	Score	RPI	S	Opponent	Score		RPI	S	Opponent	Score
6	A	UConn	38 82	48	A	Miami (OH)	65 78	78	A	Ohio St.	56 69		103	H	Houston	68 57
6	H	UConn	55 65					88	H	Old Dominion	72 76		107	H	VCU	66 54
16	A	UCF	55 56										116	H	Yale	66 52
													123	A	South Fla.	57 56
													125	A	Pittsburgh	48 65
													150	A	Tulsa	70 50
													150	H	Tulsa	74 47
													170	A	Temple	70 78
													170	H	Temple	72 52
													179	A	Saint Louis	51 50
													186	H	Xavier	79 61
													209	A	Memphis	89 69
													209	H	Memphis	80 56
													210	A	Ball St.	63 75
													211	H	SMU	69 57
													220	A	East Carolina	68 57
													220	H	Howard	85 51
													246	H	Wichita St.	82 54
													256	H	ETSU	77 64
													263	H	Austin Peay	69 48
													324	H	Lipscomb	71 55
LAST 12 Division I GAMES:																
220	A	East Carolina	68 57	123	A	South Fla.	57 56									
150	H	Tulsa	74 47	209	H	Memphis	80 56									
170	A	Temple	70 78	103	H	Houston	68 57									
209	A	Memphis	89 69	150	A	Tulsa	70 50									
246	H	Wichita St.	82 54	170	H	Temple	72 52									
6	H	UConn	55 65	16	A	UCF	55 56									

Non-Div I Games:

Cincinnati

■ Loss,
 ■ Non-Conf,
 ■ S Site,
 ■ H Home
 ■ A Away
 N Neutral

Average RPI Win:	129	WON-LOST	WINNING	LAST 10	STRENGTH OF	OPP. STRENGTH	TEAM	ADJ.	CONF.	ADJ CONF.
Average RPI Loss:	46	RECORD	PCT. RANK	GAMES	SCHEDULE	OF SCHEDULE	RPI	RPI	RPI	RPI
DIV. I ONLY	18- 10	93	1- 0	27	19	42	42	1	1	
DIV. I NON-CONF.	9- 4	85	1- 0	156	107	111	111	1	1	
TOTALS	RPI 1-25	RPI 26-50	W-L RECORDS	RPI 51-100	RPI 101-150	RPI 150+				
18- 10	3- 5	1- 3	OVERALL	3- 0	6- 1	5- 1				
12- 5	1- 3	1- 1	HOME	3- 0	2- 0	5- 1				
5- 4	2- 2	0- 1	AWAY	0- 0	3- 1	0- 0				
1- 1	0- 0	0- 1	NEUTRAL	0- 0	1- 0	0- 0				
9- 4	0- 1	0- 1	NON-CONFERENCE	1- 0	3- 1	5- 1				
8- 1	0- 0	0- 0	HOME	1- 0	2- 0	5- 1				
0- 2	0- 1	0- 0	AWAY	0- 0	0- 1	0- 0				
1- 1	0- 0	0- 1	NEUTRAL	0- 0	1- 0	0- 0				
9- 6	3- 4	1- 2	CONFERENCE	2- 0	3- 0	0- 0				
4- 4	1- 3	1- 1	HOME	2- 0	0- 0	0- 0				
5- 2	2- 1	0- 1	AWAY	0- 0	3- 0	0- 0				
0- 0	0- 0	0- 0	NEUTRAL	0- 0	0- 0	0- 0				

RPI S	Opponent	Score	RPI S	Opponent	Score	Team's RPI: 42	RPI S	Opponent	Score	RPI S	Opponent	Score
1	H Notre Dame	63 101	31	H North Carolina	64 70		57	H Belmont	65 62	117	A Boston College	91 58
3	H Louisville	44 76	41	A Georgia Tech	53 75		58	H Virginia Tech	73 66	124	H High Point	83 64
7	A NC State	51 54	41	H Georgia Tech	71 61		95	H Virginia	71 65	125	A Pittsburgh	65 59
12	H Syracuse	75 84	44	N Tennessee	66 78					128	A Wake Forest	69 53
17	A South Carolina	57 69								130	N Oklahoma	74 62
18	A Miami (FL)	76 67								141	H Appalachian St.	87 48
21	A Florida St.	57 45								145	A Alabama	56 76
21	H Florida St.	73 68								157	H Davidson	80 90
LAST 12 Division I GAMES:												
130	N Oklahoma	74 62	128	A Wake Forest	69 53							
58	H Virginia Tech	73 66	3	H Louisville	44 76							
41	A Georgia Tech	53 75	1	H Notre Dame	63 101							
117	A Boston College	91 58	7	A NC State	51 54							
21	H Florida St.	73 68	125	A Pittsburgh	65 59							
31	H North Carolina	64 70	41	H Georgia Tech	71 61							

Non-Div I Games:

Clemson

■ Loss,
 ■ Non-Conf, S Site,
 ■ Home
 ■ Away
 N Neutral

Average RPI Win:	297	WON-LOST	WINNING	LAST 10	STRENGTH OF	OPP. STRENGTH	TEAM	ADJ.	CONF.	ADJ CONF.
Average RPI Loss:	146	RECORD	PCT. RANK	GAMES	SCHEDULE	OF SCHEDULE	RPI	RPI	RPI	RPI
DIV. I ONLY	8- 18	272	0- 1	253	227	284	284	21	21	
DIV. I NON-CONF.	1- 8	322	0- 0	135	223	308	308	18	18	
TOTALS	RPI 1-25	RPI 26-50	W-L RECORDS	RPI 51-100	RPI 101-150	RPI 150+				
8- 18	0- 0	0- 1	OVERALL	0- 5	0- 3	8- 9				
5- 6	0- 0	0- 0	HOME	0- 3	0- 1	5- 2				
3- 11	0- 0	0- 1	AWAY	0- 2	0- 2	3- 6				
0- 1	0- 0	0- 0	NEUTRAL	0- 0	0- 0	0- 1				
1- 8	0- 0	0- 1	NON-CONFERENCE	0- 1	0- 0	1- 6				
1- 2	0- 0	0- 0	HOME	0- 1	0- 0	1- 1				
0- 5	0- 0	0- 1	AWAY	0- 0	0- 0	0- 4				
0- 1	0- 0	0- 0	NEUTRAL	0- 0	0- 0	0- 1				
7- 10	0- 0	0- 0	CONFERENCE	0- 4	0- 3	7- 3				
4- 4	0- 0	0- 0	HOME	0- 2	0- 1	4- 1				
3- 6	0- 0	0- 0	AWAY	0- 2	0- 2	3- 2				
0- 0	0- 0	0- 0	NEUTRAL	0- 0	0- 0	0- 0				

RPI S	Opponent	Score	RPI S	Opponent	Score	RPI S	Opponent	Score	RPI S	Opponent	Score	Team's RPI: 284
39	A Ohio	54 72	62	A Wright St.	52 78	119	A Youngstown St.	55 73				
			62	H Wright St.	65 70	133	A IUPUI	36 64				
			76	A Green Bay	53 62	133	H IUPUI	50 75				
			76	H Green Bay	63 76	156	H Bradley	65 67				
			86	H Toledo	60 65	160	H Illinois St.	67 63				
						165	N Tulane	72 81				
						194	A Milwaukee	53 59				
						194	H Milwaukee	60 78				
						201	A Marshall	64 86				
						205	A Eastern Mich.	63 69				
						210	A Ball St.	62 67				
						253	A Northern Ky.	55 74				
						253	H Northern Ky.	76 47				
						259	A San Diego	82 83				
						309	A Oakland	64 62				
						309	H Oakland	98 90				
						333	A Detroit Mercy	67 49				
						333	H Detroit Mercy	67 51				
						339	A UIC	74 48				
						339	H UIC	71 53				
LAST 12 Division I GAMES:												
253	A Northern Ky.	55 74	309	H Oakland	98 90							
62	A Wright St.	52 78	333	H Detroit Mercy	67 51							
76	H Green Bay	63 76	119	A Youngstown St.	55 73							
194	H Milwaukee	60 78	62	H Wright St.	65 70							
133	A IUPUI	36 64	253	H Northern Ky.	76 47							
339	A UIC	74 48	194	A Milwaukee	53 59							

Non-Div I Games: Lake Erie 79 49 Salem (WV) 113 81

Cleveland St.

■ Loss,
 ■ Non-Conf,
 ■ S Site,
 ■ H Home
 ■ A Away
 N Neutral

Average RPI Win: 246		WON-LOST	WINNING	LAST 10	STRENGTH OF	OPP. STRENGTH	TEAM	ADJ.	CONF.	ADJ CONF.
Average RPI Loss: 98		RECORD	PCT. RANK	GAMES	SCHEDULE	OF SCHEDULE	RPI	RPI	RPI	RPI
DIV. I ONLY		13- 10	142	1- 0	181	192	163	163	12	12
DIV. I NON-CONF.		6- 3	91	0- 0	286	284	167	167	14	14
TOTALS	RPI 1-25	RPI 26-50		W-L RECORDS	RPI 51-100		RPI 101-150		RPI 150+	
13- 10	0- 0	0- 2		OVERALL	0- 5		2- 2		11- 1	
7- 4	0- 0	0- 0		HOME	0- 4		1- 0		6- 0	
6- 4	0- 0	0- 0		AWAY	0- 1		1- 2		5- 1	
0- 2	0- 0	0- 2		NEUTRAL	0- 0		0- 0		0- 0	
6- 3	0- 0	0- 2		NON-CONFERENCE	0- 0		0- 1		6- 0	
4- 0	0- 0	0- 0		HOME	0- 0		0- 0		4- 0	
2- 1	0- 0	0- 0		AWAY	0- 0		0- 1		2- 0	
0- 2	0- 0	0- 2		NEUTRAL	0- 0		0- 0		0- 0	
7- 7	0- 0	0- 0		CONFERENCE	0- 5		2- 1		5- 1	
3- 4	0- 0	0- 0		HOME	0- 4		1- 0		2- 0	
4- 3	0- 0	0- 0		AWAY	0- 1		1- 1		3- 1	
0- 0	0- 0	0- 0		NEUTRAL	0- 0		0- 0		0- 0	

RPI 1-25				RPI 26-50				RPI 51-100				RPI 101+				Team's RPI: 163	
RPI	S	Opponent	Score	RPI	S	Opponent	Score	RPI	S	Opponent	Score	RPI	S	Opponent	Score		
				34	N	Rice	52 56	67	H	Little Rock	47 60	135	A	Georgia St.	67 62		
				47	N	Auburn	78 84	92	A	UT Arlington	53 79	141	A	Appalachian St.	53 67		
								92	H	UT Arlington	64 67	141	H	Appalachian St.	74 66		
								97	H	Troy	81 82	146	A	UC Riverside	43 62		
								100	H	South Alabama	78 88	168	A	Texas St.	58 73		
												168	H	Texas St.	77 70		
												175	H	Arkansas St.	88 72		
												209	H	Memphis	90 71		
												223	H	Bowling Green	81 80		
												261	A	Louisiana	76 58		
												283	A	Ga. Southern	76 73		
												301	H	South Carolina St.	57 44		
												305	A	UNC Greensboro	78 71		
												315	A	La.-Monroe	79 54		
												338	H	Western Caro.	77 59		
												340	A	N.C. Central	89 66		
LAST 12 Division I GAMES:																	
				135	A	Georgia St.	67 62	315	A	La.-Monroe	79 54						
				283	A	Ga. Southern	76 73	175	H	Arkansas St.	88 72						
				141	H	Appalachian St.	74 66	67	H	Little Rock	47 60						
				168	H	Texas St.	77 70	141	A	Appalachian St.	53 67						
				92	H	UT Arlington	64 67	92	A	UT Arlington	53 79						
				261	A	Louisiana	76 58	168	A	Texas St.	58 73						

Non-Div I Games:	N.C. Wesleyan	126	65	Meredith	128	39
------------------	---------------	-----	----	----------	-----	----

Coastal Caro.

Loss, Non-Conf, S Site, H Home A Away N Neutral

Average RPI Win:	247	WON-LOST	WINNING	LAST 10	STRENGTH OF	OPP. STRENGTH	TEAM	ADJ.	CONF.	ADJ CONF.
Average RPI Loss:	160	RECORD	PCT. RANK	GAMES	SCHEDULE	OF SCHEDULE	RPI	RPI	RPI	RPI
DIV. I ONLY	6- 19	300	0- 1	163	246	288	288	10	10	
DIV. I NON-CONF.	3- 7	256	0- 0	306	351	329	329	10	10	
TOTALS	RPI 1-25	RPI 26-50	W-L RECORDS	RPI 51-100	RPI 101-150	RPI 150+				
6- 19	0- 0	0- 2	OVERALL	0- 2	0- 7	6- 8				
4- 9	0- 0	0- 1	HOME	0- 1	0- 3	4- 4				
2- 10	0- 0	0- 1	AWAY	0- 1	0- 4	2- 4				
0- 0	0- 0	0- 0	NEUTRAL	0- 0	0- 0	0- 0				
3- 7	0- 0	0- 0	NON-CONFERENCE	0- 0	0- 1	3- 6				
2- 3	0- 0	0- 0	HOME	0- 0	0- 0	2- 3				
1- 4	0- 0	0- 0	AWAY	0- 0	0- 1	1- 3				
0- 0	0- 0	0- 0	NEUTRAL	0- 0	0- 0	0- 0				
3- 12	0- 0	0- 2	CONFERENCE	0- 2	0- 6	3- 2				
2- 6	0- 0	0- 1	HOME	0- 1	0- 3	2- 1				
1- 6	0- 0	0- 1	AWAY	0- 1	0- 3	1- 1				
0- 0	0- 0	0- 0	NEUTRAL	0- 0	0- 0	0- 0				

RPI S	Opponent	Score	RPI S	Opponent	Score	RPI S	Opponent	Score	RPI S	Opponent	Score	Team's RPI: 288
36	A James Madison	35 76	36	H James Madison	50 91	64	A Drexel	53 76	108	A Towson	61 87	
									108	H Towson	61 77	
									115	H Northeastern	56 87	
									122	A UNCW	49 71	
									141	A Appalachian St.	66 80	
									148	A Delaware	50 74	
									148	H Delaware	60 72	
									171	A William & Mary	66 54	
									171	H William & Mary	79 77	
									196	A George Mason	52 66	
									215	A Campbell	65 66	
									216	H Furman	67 70	
									217	A Elon	68 76	
									217	H Elon	52 72	
									219	H Hofstra	70 62	
									262	A Wofford	58 78	
									290	H Winthrop	64 71	
									294	H Charleston So.	79 52	
									301	H South Carolina St.	75 51	
									324	A Lipscomb	65 63	
									331	H Presbyterian	65 71	
LAST 12 Division I GAMES:												
64	H Drexel	42 65	219	H Hofstra	70 62							
148	H Delaware	60 72	115	H Northeastern	56 87							
108	A Towson	61 87	148	A Delaware	50 74							
36	A James Madison	35 76	64	A Drexel	53 76							
217	H Elon	52 72	36	H James Madison	50 91							
171	H William & Mary	79 77	108	H Towson	61 77							

Non-Div I Games: North Greenville 95 62

Col. of Charleston

■ Loss,
 ■ Non-Conf, S Site,
 ■ Home
 ■ Away
 N Neutral

Average RPI Win: 273	WON-LOST	WINNING	LAST 10	STRENGTH OF	OPP. STRENGTH	TEAM	ADJ.	CONF.	ADJ CONF.
Average RPI Loss: 162	RECORD	PCT. RANK	GAMES	SCHEDULE	OF SCHEDULE	RPI	RPI	RPI	RPI
DIV. I ONLY	11- 15	220	1- 0	259	252	245	245	18	18
DIV. I NON-CONF.	4- 6	212	0- 0	328	337	299	299	21	21
TOTALS	RPI 1-25	RPI 26-50	W-L RECORDS	RPI 51-100	RPI 101-150	RPI 150+			
11- 15	0- 0	0- 0	OVERALL	0- 4	0- 4	11- 7			
6- 6	0- 0	0- 0	HOME	0- 2	0- 1	6- 3			
5- 9	0- 0	0- 0	AWAY	0- 2	0- 3	5- 4			
0- 0	0- 0	0- 0	NEUTRAL	0- 0	0- 0	0- 0			
4- 6	0- 0	0- 0	NON-CONFERENCE	0- 0	0- 2	4- 4			
3- 1	0- 0	0- 0	HOME	0- 0	0- 0	3- 1			
1- 5	0- 0	0- 0	AWAY	0- 0	0- 2	1- 3			
0- 0	0- 0	0- 0	NEUTRAL	0- 0	0- 0	0- 0			
7- 9	0- 0	0- 0	CONFERENCE	0- 4	0- 2	7- 3			
3- 5	0- 0	0- 0	HOME	0- 2	0- 1	3- 2			
4- 4	0- 0	0- 0	AWAY	0- 2	0- 1	4- 1			
0- 0	0- 0	0- 0	NEUTRAL	0- 0	0- 0	0- 0			

RPI 1-25				RPI 26-50				RPI 51-100				RPI 101+ Team's RPI: 245			
RPI	S	Opponent	Score	RPI	S	Opponent	Score	RPI	S	Opponent	Score	RPI	S	Opponent	Score
								51	A	Bucknell	58 76	116	A	Yale	61 80
								51	H	Bucknell	62 90	121	A	Dayton	58 67
								71	A	American	57 76	139	A	Lehigh	58 86
								71	H	American	66 71	139	H	Lehigh	63 75
												158	A	Boston U.	81 72
												158	H	Boston U.	53 61
												190	A	Holy Cross	70 67
												196	A	George Mason	61 64
												227	A	Navy	52 67
												227	H	Navy	49 62
												234	H	Columbia	84 71
												267	A	Niagara	69 74
												271	A	Siena	53 55
												279	H	Canisius	67 53
												280	A	Army West Point	70 58
												280	H	Army West Point	85 80
												296	A	Loyola Maryland	58 47
												296	H	Loyola Maryland	73 64
												320	H	NJIT	53 71
												321	A	UMass Lowell	61 52
												325	H	Lafayette	60 49
												348	H	Fairleigh Dickinson	71 52
LAST 12 Division I GAMES:															
280	H	Army West Point	85 80	71	H	American	66 71								
296	A	Loyola Maryland	58 47	280	A	Army West Point	70 58								
139	H	Lehigh	63 75	296	H	Loyola Maryland	73 64								
51	A	Bucknell	58 76	139	A	Lehigh	58 86								
158	H	Boston U.	53 61	51	H	Bucknell	62 90								
227	A	Navy	52 67	158	A	Boston U.	81 72								

Non-Div I Games:

Colgate

■ Loss,
 ■ Non-Conf,
 ■ S Site,
 ■ H Home
 ■ A Away
 N Neutral

Colorado

Through Games Of Feb. 27, 2019

Average RPI Win:	178	WON-LOST	WINNING	LAST 10	STRENGTH OF	OPP. STRENGTH	TEAM	ADJ.	CONF.	ADJ CONF.
Average RPI Loss:	59	RECORD	PCT. RANK	GAMES	SCHEDULE	OF SCHEDULE	RPI	RPI	RPI	RPI
DIV. I ONLY	12- 15	204	0- 1	83	30	164	164	2	2	
DIV. I NON-CONF.	10- 1	17	0- 0	207	147	40	40	2	2	
TOTALS	RPI 1-25	RPI 26-50	W-L RECORDS	RPI 51-100	RPI 101-150	RPI 150+				
12- 15	0- 6	2- 2	OVERALL	0- 4	3- 1	7- 2				
10- 7	0- 2	2- 2	HOME	0- 2	3- 0	5- 1				
1- 8	0- 4	0- 0	AWAY	0- 2	0- 1	1- 1				
1- 0	0- 0	0- 0	NEUTRAL	0- 0	0- 0	1- 0				
10- 1	0- 1	1- 0	NON-CONFERENCE	0- 0	2- 0	7- 0				
8- 0	0- 0	1- 0	HOME	0- 0	2- 0	5- 0				
1- 1	0- 1	0- 0	AWAY	0- 0	0- 0	1- 0				
1- 0	0- 0	0- 0	NEUTRAL	0- 0	0- 0	1- 0				
2- 14	0- 5	1- 2	CONFERENCE	0- 4	1- 1	0- 2				
2- 7	0- 2	1- 2	HOME	0- 2	1- 0	0- 1				
0- 7	0- 3	0- 0	AWAY	0- 2	0- 1	0- 1				
0- 0	0- 0	0- 0	NEUTRAL	0- 0	0- 0	0- 0				

RPI	S	Opponent	Score	RPI	S	Opponent	Score	RPI	S	Opponent	Score	RPI	S	Opponent	Score	Team's RPI: 164
4	H	Stanford	69 80	31	H	North Carolina	86 74	63	A	Utah	59 78	101	H	Pepperdine	80 65	
5	A	Oregon	43 102	32	H	UCLA	60 64	63	H	Utah	61 76	112	H	Northern Colo.	77 69	
18	A	Miami (FL)	58 73	38	H	California	60 80	75	A	Arizona	51 63	143	A	Washington St.	48 74	
19	A	Arizona St.	49 66	46	H	Southern California	81 76	75	H	Arizona	67 69	143	H	Washington St.	72 61	
19	H	Arizona St.	70 76									155	A	Washington	58 68	
20	A	Oregon St.	65 89									155	H	Washington	46 60	
												184	N	Utah St.	78 68	
												208	H	Prairie View	79 38	
												224	A	Nevada	65 52	
												227	H	Navy	59 43	
												274	H	Colorado St.	59 40	
												286	H	Samford	81 39	
												302	H	San Jose St.	76 64	
LAST 12 Division I GAMES:																
155	H	Washington	46 60	5	A	Oregon	43 102									
143	H	Washington St.	72 61	20	A	Oregon St.	65 89									
75	A	Arizona	51 63	38	H	California	60 80									
19	A	Arizona St.	49 66	4	H	Stanford	69 80									
46	H	Southern California	81 76	63	A	Utah	59 78									
32	H	UCLA	60 64	143	A	Washington St.	48 74									

Non-Div I Games:

Colorado

Loss, Non-Conf, S Site, H Home A Away N Neutral

Average RPI Win:	230	WON-LOST	WINNING	LAST 10	STRENGTH OF	OPP. STRENGTH	TEAM	ADJ.	CONF.	ADJ CONF.
Average RPI Loss:	127	RECORD	PCT. RANK	GAMES	SCHEDULE	OF SCHEDULE	RPI	RPI	RPI	RPI
DIV. I ONLY	6- 18	299	0- 1	99	141	274	274	15	15	
DIV. I NON-CONF.	4- 5	190	0- 0	47	124	161	161	13	13	
TOTALS	RPI 1-25	RPI 26-50	W-L RECORDS	RPI 51-100	RPI 101-150	RPI 150+				
6- 18	0- 2	0- 1	OVERALL	0- 7	0- 1	6- 7				
6- 8	0- 1	0- 0	HOME	0- 3	0- 1	6- 3				
0- 10	0- 1	0- 1	AWAY	0- 4	0- 0	0- 4				
0- 0	0- 0	0- 0	NEUTRAL	0- 0	0- 0	0- 0				
4- 5	0- 2	0- 1	NON-CONFERENCE	0- 0	0- 1	4- 1				
4- 2	0- 1	0- 0	HOME	0- 0	0- 1	4- 0				
0- 3	0- 1	0- 1	AWAY	0- 0	0- 0	0- 1				
0- 0	0- 0	0- 0	NEUTRAL	0- 0	0- 0	0- 0				
2- 13	0- 0	0- 0	CONFERENCE	0- 7	0- 0	2- 6				
2- 6	0- 0	0- 0	HOME	0- 3	0- 0	2- 3				
0- 7	0- 0	0- 0	AWAY	0- 4	0- 0	0- 3				
0- 0	0- 0	0- 0	NEUTRAL	0- 0	0- 0	0- 0				

RPI 1-25				RPI 26-50				RPI 51-100				RPI 101+ Team's RPI: 274			
RPI	S	Opponent	Score	RPI	S	Opponent	Score	RPI	S	Opponent	Score	RPI	S	Opponent	Score
14	A	Gonzaga	39 50	28	A	BYU	42 51	54	A	New Mexico	58 70	112	H	Northern Colo.	47 53
19	H	Arizona St.	39 70					56	A	Wyoming	32 56	161	H	Denver	84 79
								56	H	Wyoming	49 60	164	A	Colorado	40 59
								60	A	Boise St.	57 70	184	H	Utah St.	53 72
								60	H	Boise St.	63 72	200	H	UNLV	52 49
								96	A	Fresno St.	54 57	222	H	Cornell	56 53
								96	H	Fresno St.	55 66	224	A	Nevada	57 68
												224	H	Nevada	38 62
												240	A	San Diego St.	45 54
												251	H	North Florida	61 59
												254	H	Northern Ariz.	65 54
												292	A	Air Force	48 63
												292	H	Air Force	55 48
												302	H	San Jose St.	70 78
LAST 12 Division I GAMES:															
60	H	Boise St.	63 72	292	H	Air Force	55 48								
56	A	Wyoming	32 56	60	A	Boise St.	57 70								
302	H	San Jose St.	70 78	96	A	Fresno St.	54 57								
240	A	San Diego St.	45 54	224	H	Nevada	38 62								
56	H	Wyoming	49 60	184	H	Utah St.	53 72								
224	A	Nevada	57 68	54	A	New Mexico	58 70								

Non-Div I Games: Chadron St. 91 38 Eastern N.M. 72 46

Colorado St.

Loss, Non-Conf, S Site, H Home A Away N Neutral

Average RPI Win:	204	WON-LOST	WINNING	LAST 10	STRENGTH OF	OPP. STRENGTH	TEAM	ADJ.	CONF.	ADJ CONF.
Average RPI Loss:	158	RECORD	PCT. RANK	GAMES	SCHEDULE	OF SCHEDULE	RPI	RPI	RPI	RPI
DIV. I ONLY	7- 16	274	0- 1	131	201	234	234	11	11	
DIV. I NON-CONF.	4- 9	252	0- 0	210	286	257	257	11	11	
TOTALS	RPI 1-25	RPI 26-50	W-L RECORDS	RPI 51-100	RPI 101-150	RPI 150+				
7- 16	0- 0	0- 0	OVERALL	1- 4	0- 4	6- 8				
4- 6	0- 0	0- 0	HOME	1- 2	0- 1	3- 3				
3- 10	0- 0	0- 0	AWAY	0- 2	0- 3	3- 5				
0- 0	0- 0	0- 0	NEUTRAL	0- 0	0- 0	0- 0				
4- 9	0- 0	0- 0	NON-CONFERENCE	0- 0	0- 3	4- 6				
2- 3	0- 0	0- 0	HOME	0- 0	0- 1	2- 2				
2- 6	0- 0	0- 0	AWAY	0- 0	0- 2	2- 4				
0- 0	0- 0	0- 0	NEUTRAL	0- 0	0- 0	0- 0				
3- 7	0- 0	0- 0	CONFERENCE	1- 4	0- 1	2- 2				
2- 3	0- 0	0- 0	HOME	1- 2	0- 0	1- 1				
1- 4	0- 0	0- 0	AWAY	0- 2	0- 1	1- 1				
0- 0	0- 0	0- 0	NEUTRAL	0- 0	0- 0	0- 0				

RPI S	Opponent	Score	RPI S	Opponent	Score	RPI S	Opponent	Score	RPI S	Opponent	Score	Team's RPI: 234
						68	A Princeton	59 65	103	H Houston	72 83	
						68	H Princeton	64 79	109	A Fordham	49 68	
						72	A Penn	56 79	116	A Yale	61 69	
						72	H Penn	60 72	117	A Boston College	60 74	
						81	H Harvard	75 65	153	A Mercer	72 68	
									194	A Milwaukee	65 78	
									198	H Dartmouth	69 70	
									199	H Hampton	88 63	
									212	A Illinois	69 76	
									219	A Hofstra	65 63	
									222	A Cornell	51 60	
									222	H Cornell	65 57	
									237	A Saint Joseph's	61 68	
									242	H Albany (NY)	58 62	
									245	A Colgate	71 84	
									257	H Cal St. Fullerton	58 61	
									272	A Brown	83 81	
									280	H Army West Point	70 49	
LAST 12 Division I GAMES:												
68	A Princeton	59 65	72	H Penn	60 72							
72	A Penn	56 79	68	H Princeton	64 79							
272	A Brown	83 81	222	H Cornell	65 57							
116	A Yale	61 69	222	A Cornell	51 60							
198	H Dartmouth	69 70	153	A Mercer	72 68							
81	H Harvard	75 65	199	H Hampton	88 63							

Non-Div I Games:

Columbia

■ Loss,
 ■ Non-Conf, S Site,
 ■ Home
 ■ Away
 N Neutral

Average RPI Win: 344	WON-LOST	WINNING	LAST 10	STRENGTH OF	OPP. STRENGTH	TEAM	ADJ.	CONF.	ADJ CONF.
Average RPI Loss: 191	RECORD	PCT. RANK	GAMES	SCHEDULE	OF SCHEDULE	RPI	RPI	RPI	RPI
DIV. I ONLY	3- 23	340	1- 0	194	333	330	330	32	32
DIV. I NON-CONF.	0- 12	336	0- 0	14	164	244	244	32	32
TOTALS	RPI 1-25	RPI 26-50	W-L RECORDS	RPI 51-100	RPI 101-150	RPI 150+			
3- 23	0- 2	0- 1	OVERALL	0- 4	0- 2	3- 14			
2- 7	0- 0	0- 0	HOME	0- 0	0- 0	2- 7			
1- 15	0- 2	0- 1	AWAY	0- 4	0- 1	1- 7			
0- 1	0- 0	0- 0	NEUTRAL	0- 0	0- 1	0- 0			
0- 12	0- 2	0- 1	NON-CONFERENCE	0- 4	0- 2	0- 3			
0- 1	0- 0	0- 0	HOME	0- 0	0- 0	0- 1			
0- 10	0- 2	0- 1	AWAY	0- 4	0- 1	0- 2			
0- 1	0- 0	0- 0	NEUTRAL	0- 0	0- 1	0- 0			
3- 11	0- 0	0- 0	CONFERENCE	0- 0	0- 0	3- 11			
2- 6	0- 0	0- 0	HOME	0- 0	0- 0	2- 6			
1- 5	0- 0	0- 0	AWAY	0- 0	0- 0	1- 5			
0- 0	0- 0	0- 0	NEUTRAL	0- 0	0- 0	0- 0			

RPI 1-25				RPI 26-50				RPI 51-100				RPI 101+ Team's RPI: 330			
RPI	S	Opponent	Score	RPI	S	Opponent	Score	RPI	S	Opponent	Score	RPI	S	Opponent	Score
9	A	Mississippi St.	38 110	39	A	Ohio	62 87	69	A	FGCU	61 93	102	N	UAB	61 86
13	A	Maryland	36 93					73	A	West Virginia	37 78	106	A	Minnesota	52 84
								88	A	Old Dominion	51 81	191	A	UMES	54 74
								95	A	Virginia	41 55	192	A	N.C. A&T	42 66
												201	A	Marshall	67 88
												206	H	Bethune-Cookman	65 71
												220	H	Howard	81 88
												265	H	Norfolk St.	63 68
												267	A	Niagara	69 71
												301	A	South Carolina St.	55 60
												301	H	South Carolina St.	59 75
												308	H	Morgan St.	57 74
												311	H	UMBC	52 57
												340	A	N.C. Central	57 62
												343	A	Delaware St.	71 57
												343	H	Delaware St.	85 59
												347	H	Florida A&M	73 53
												349	A	Savannah St.	57 68
												349	H	Savannah St.	70 76
LAST 12 Division I GAMES:															
343	H	Delaware St.	85 59	206	H	Bethune-Cookman	65 71								
220	H	Howard	81 88	347	H	Florida A&M	73 53								
191	A	UMES	54 74	192	A	N.C. A&T	42 66								
301	A	South Carolina St.	55 60	340	A	N.C. Central	57 62								
349	A	Savannah St.	57 68	301	H	South Carolina St.	59 75								
308	H	Morgan St.	57 74	265	H	Norfolk St.	63 68								





















































Non-Div I Games:

Coppin St.

■ Loss,
 ■ Non-Conf,
 ■ S Site,
 ■ Home
 ■ A Away
 N Neutral

Average RPI Win: 257	WON-LOST	WINNING	LAST 10	STRENGTH OF	OPP. STRENGTH	TEAM	ADJ.	CONF.	ADJ CONF.
Average RPI Loss: 143	RECORD	PCT. RANK	GAMES	SCHEDULE	OF SCHEDULE	RPI	RPI	RPI	RPI
DIV. I ONLY	9- 12	217	0- 1	216	214	222	222	11	11
DIV. I NON-CONF.	6- 5	143	0- 0	303	332	211	211	11	11

TOTALS	RPI 1-25	RPI 26-50	W-L RECORDS	RPI 51-100	RPI 101-150	RPI 150+			
9- 12	0- 0	0- 0	OVERALL	0- 5	1- 2	8- 5			
6- 4	0- 0	0- 0	HOME	0- 3	0- 0	6- 1			
3- 8	0- 0	0- 0	AWAY	0- 2	1- 2	2- 4			
0- 0	0- 0	0- 0	NEUTRAL	0- 0	0- 0	0- 0			
6- 5	0- 0	0- 0	NON-CONFERENCE	0- 0	0- 2	6- 3			
5- 0	0- 0	0- 0	HOME	0- 0	0- 0	5- 0			
1- 5	0- 0	0- 0	AWAY	0- 0	0- 2	1- 3			
0- 0	0- 0	0- 0	NEUTRAL	0- 0	0- 0	0- 0			
3- 7	0- 0	0- 0	CONFERENCE	0- 5	1- 0	2- 2			
1- 4	0- 0	0- 0	HOME	0- 3	0- 0	1- 1			
2- 3	0- 0	0- 0	AWAY	0- 2	1- 0	1- 1			
0- 0	0- 0	0- 0	NEUTRAL	0- 0	0- 0	0- 0			

RPI 1-25			RPI 26-50			RPI 51-100			RPI 101+ Team's RPI: 222		
RPI	S	Opponent	Score	RPI	S	Opponent	Score	RPI	S	Opponent	Score
						68  Princeton	64 	106  Minnesota	45 		
						68  Princeton	46 	116  Yale	43 41		
						72  Penn	58 	139  Lehigh	54 		
						72  Penn	46 	152  Stony Brook	61 		
						81  Harvard	61 	198  Dartmouth	56 		
								199  Hampton	79 53		
								234  Columbia	57 		
								234  Columbia	60 51		
								242  Albany (NY)	48 34		
								250  Binghamton	61 		
								260  St. Bonaventure	58 44		
								272  Brown	65 53		
								274  Colorado St.	53 		
								321  UMass Lowell	63 54		
								325  Lafayette	62 59		
								343  Delaware St.	94 59		
LAST 12 Division I GAMES:											
72  Penn	58 	68  Princeton	46 								
68  Princeton	64 	72  Penn	46 								
116  Yale	43 41	234  Columbia	57 								
272  Brown	65 53	234  Columbia	60 51								
81  Harvard	61 	260  St. Bonaventure	58 44								
198  Dartmouth	56 	199  Hampton	79 53								

Non-Div I Games:

Cornell

Average RPI Win:	164	WON-LOST	WINNING	LAST 10	STRENGTH OF	OPP. STRENGTH	TEAM	ADJ.	CONF.	ADJ CONF.
Average RPI Loss:	61	RECORD	PCT. RANK	GAMES	SCHEDULE	OF SCHEDULE	RPI	RPI	RPI	RPI
DIV. I ONLY	13- 14	185	1- 0	58	53	105	105	6	6	
DIV. I NON-CONF.	6- 5	143	0- 0	101	48	96	96	4	4	
TOTALS	RPI 1-25	RPI 26-50	W-L RECORDS	RPI 51-100	RPI 101-150	RPI 150+				
13- 14	1- 3	0- 4	OVERALL	2- 4	4- 3	6- 0				
5- 6	0- 1	0- 2	HOME	2- 1	1- 2	2- 0				
6- 8	1- 2	0- 2	AWAY	0- 3	2- 1	3- 0				
2- 0	0- 0	0- 0	NEUTRAL	0- 0	1- 0	1- 0				
6- 5	0- 2	0- 2	NON-CONFERENCE	1- 1	1- 0	4- 0				
2- 2	0- 1	0- 1	HOME	1- 0	0- 0	1- 0				
2- 3	0- 1	0- 1	AWAY	0- 1	0- 0	2- 0				
2- 0	0- 0	0- 0	NEUTRAL	0- 0	1- 0	1- 0				
7- 9	1- 1	0- 2	CONFERENCE	1- 3	3- 3	2- 0				
3- 4	0- 0	0- 1	HOME	1- 1	1- 2	1- 0				
4- 5	1- 1	0- 1	AWAY	0- 2	2- 1	1- 0				
0- 0	0- 0	0- 0	NEUTRAL	0- 0	0- 0	0- 0				

RPI 1-25				RPI 26-50				RPI 51-100				RPI 101+ Team's RPI: 105			
RPI	S	Opponent	Score	RPI	S	Opponent	Score	RPI	S	Opponent	Score	RPI	S	Opponent	Score
10	A	Marquette	67 85	29	A	South Dakota St.	48 74	52	A	Butler	46 66	104	A	St. John's (NY)	65 63
21	A	Florida St.	52 71	33	H	South Dakota	65 77	52	H	Butler	43 75	104	H	St. John's (NY)	45 51
23	H	Drake	69 85	50	A	Villanova	62 67	85	H	Nebraska	74 65	114	A	Providence	73 64
25	A	DePaul	85 82	50	H	Villanova	52 54	90	A	UNI	55 65	114	H	Providence	63 77
								94	A	Georgetown	53 62	123	N	South Fla.	83 76
								94	H	Georgetown	65 38	138	A	Seton Hall	75 82
												138	H	Seton Hall	80 71
												186	A	Xavier	53 52
												186	H	Xavier	66 62
												193	N	Vanderbilt	75 55
												246	A	Wichita St.	83 71
												317	A	North Dakota St.	86 51
												322	H	Omaha	66 51
LAST 12 Division I GAMES:															
114	A	Providence	73 64	94	A	Georgetown	53 62								
186	A	Xavier	53 52	114	H	Providence	63 77								
52	A	Butler	46 66	52	H	Butler	43 75								
138	H	Seton Hall	80 71	186	H	Xavier	66 62								
104	H	St. John's (NY)	45 51	104	A	St. John's (NY)	65 63								
50	A	Villanova	62 67	138	A	Seton Hall	75 82								

Non-Div I Games:

Creighton

■ Loss,
■ Non-Conf,
■ S Site,
■ H Home
■ A Away
N Neutral

Average RPI Win: 252		WON-LOST	WINNING	LAST 10	STRENGTH OF	OPP. STRENGTH	TEAM	ADJ.	CONF.	ADJ CONF.
Average RPI Loss: 132		RECORD	PCT. RANK	GAMES	SCHEDULE	OF SCHEDULE	RPI	RPI	RPI	RPI
DIV. I ONLY		12- 11	160	0- 1	270	152	198	198	11	11
DIV. I NON-CONF.		7- 6	153	0- 1	320	224	246	246	11	11
TOTALS	RPI 1-25	RPI 26-50		W-L RECORDS		RPI 51-100	RPI 101-150	RPI 150+		
12- 11	0- 0	0- 1		OVERALL		0- 5	1- 2	11- 3		
7- 4	0- 0	0- 1		HOME		0- 3	1- 0	6- 0		
5- 5	0- 0	0- 0		AWAY		0- 1	0- 2	5- 2		
0- 2	0- 0	0- 0		NEUTRAL		0- 1	0- 0	0- 1		
7- 6	0- 0	0- 1		NON-CONFERENCE		0- 1	0- 1	7- 3		
5- 1	0- 0	0- 1		HOME		0- 0	0- 0	5- 0		
2- 3	0- 0	0- 0		AWAY		0- 0	0- 1	2- 2		
0- 2	0- 0	0- 0		NEUTRAL		0- 1	0- 0	0- 1		
5- 5	0- 0	0- 0		CONFERENCE		0- 4	1- 1	4- 0		
2- 3	0- 0	0- 0		HOME		0- 3	1- 0	1- 0		
3- 2	0- 0	0- 0		AWAY		0- 1	0- 1	3- 0		
0- 0	0- 0	0- 0		NEUTRAL		0- 0	0- 0	0- 0		

RPI 1-25				RPI 26-50				RPI 51-100				RPI 101+				Team's RPI: 198
RPI	S	Opponent	Score	RPI	S	Opponent	Score	RPI	S	Opponent	Score	RPI	S	Opponent	Score	
				37	H	Buffalo	69 75	59	N	Middle Tenn.	58 70	116	A	Yale	49 64	
								68	H	Princeton	75 82	116	H	Yale	56 54	
								72	H	Penn	44 60	117	A	Boston College	68 99	
								81	A	Harvard	46 56	158	H	Boston U.	64 44	
								81	H	Harvard	57 73	222	A	Cornell	63 56	
												234	A	Columbia	70 69	
												250	H	Binghamton	63 39	
												257	A	Cal St. Fullerton	62 67	
												259	A	San Diego	76 78	
												272	A	Brown	81 61	
												272	H	Brown	78 43	
												281	A	Vermont	66 42	
												293	H	Fairfield	59 46	
												296	H	Loyola Maryland	54 41	
												300	N	UC Santa Barbara	56 62	
												312	A	New Hampshire	62 42	
												321	H	UMass Lowell	70 54	
LAST 12 Division I GAMES:																
				300	N	UC Santa Barbara	56 62	222	A	Cornell	63 56					
				272	H	Brown	78 43	116	A	Yale	49 64					
				116	H	Yale	56 54	272	A	Brown	81 61					
				68	H	Princeton	75 82	81	H	Harvard	57 73					
				72	H	Penn	44 60	81	A	Harvard	46 56					
				234	A	Columbia	70 69	250	H	Binghamton	63 39					

Non-Div I Games:

Dartmouth

■ Loss, ■ Non-Conf, S Site, H Home A Away N Neutral

Average RPI Win:	205	WON-LOST	WINNING	LAST 10	STRENGTH OF	OPP. STRENGTH	TEAM	ADJ.	CONF.	ADJ CONF.
Average RPI Loss:	161	RECORD	PCT. RANK	GAMES	SCHEDULE	OF SCHEDULE	RPI	RPI	RPI	RPI
DIV. I ONLY	15- 12	145	0- 1	203	162	157	157	17	17	
DIV. I NON-CONF.	5- 7	206	0- 0	147	136	163	163	16	16	
TOTALS	RPI 1-25	RPI 26-50	W-L RECORDS	RPI 51-100	RPI 101-150	RPI 150+				
15- 12	0- 1	1- 0	OVERALL	0- 1	3- 4	11- 6				
8- 4	0- 0	0- 0	HOME	0- 0	1- 2	7- 2				
7- 8	0- 1	1- 0	AWAY	0- 1	2- 2	4- 4				
0- 0	0- 0	0- 0	NEUTRAL	0- 0	0- 0	0- 0				
5- 7	0- 1	1- 0	NON-CONFERENCE	0- 1	1- 2	3- 3				
3- 1	0- 0	0- 0	HOME	0- 0	1- 1	2- 0				
2- 6	0- 1	1- 0	AWAY	0- 1	0- 1	1- 3				
0- 0	0- 0	0- 0	NEUTRAL	0- 0	0- 0	0- 0				
10- 5	0- 0	0- 0	CONFERENCE	0- 0	2- 2	8- 3				
5- 3	0- 0	0- 0	HOME	0- 0	0- 1	5- 2				
5- 2	0- 0	0- 0	AWAY	0- 0	2- 1	3- 1				
0- 0	0- 0	0- 0	NEUTRAL	0- 0	0- 0	0- 0				

RPI 1-25				RPI 26-50				RPI 51-100				RPI 101+ Team's RPI: 157			
RPI	S	Opponent	Score	RPI	S	Opponent	Score	RPI	S	Opponent	Score	RPI	S	Opponent	Score
7	A	NC State	45 75	42	A	Clemson	90 80	68	A	Princeton	57 65	109	A	Fordham	60 56
												109	H	Fordham	42 58
												118	A	Charlotte	66 78
												121	A	Dayton	69 83
												124	H	High Point	71 62
												137	A	Duquesne	62 47
												141	H	Appalachian St.	78 81
												171	H	William & Mary	76 65
												179	H	Saint Louis	60 57
												188	A	UNC Asheville	56 69
												195	A	George Washington	62 42
												196	H	George Mason	67 59
												217	A	Elon	72 73
												226	A	Massachusetts	64 49
												226	H	Massachusetts	58 70
												237	A	Saint Joseph's	54 66
												247	A	Gardner-Webb	49 54
												248	A	Rhode Island	77 67
												248	H	Rhode Island	58 64
												260	H	St. Bonaventure	67 55
												276	H	Richmond	78 55
												287	H	La Salle	80 61
												294	A	Charleston So.	72 34
												331	H	Presbyterian	83 56
LAST 12 Division I GAMES:															
248	H	Rhode Island	58 64	237	A	Saint Joseph's	54 66								
179	H	Saint Louis	60 57	287	H	La Salle	80 61								
121	A	Dayton	69 83	195	A	George Washington	62 42								
226	A	Massachusetts	64 49	109	A	Fordham	60 56								
109	H	Fordham	42 58	226	H	Massachusetts	58 70								
260	H	St. Bonaventure	67 55	276	H	Richmond	78 55								

Non-Div I Games: Queens (NC) 80 47

Davidson

■ Loss,
 ■ Non-Conf,
 ■ S Site,
 ■ H Home
 ■ A Away
 N Neutral

Average RPI Win: 195	WON-LOST	WINNING	LAST 10	STRENGTH OF	OPP. STRENGTH	TEAM	ADJ.	CONF.	ADJ CONF.
Average RPI Loss: 103	RECORD	PCT. RANK	GAMES	SCHEDULE	OF SCHEDULE	RPI	RPI	RPI	RPI
DIV. I ONLY	14- 12	151	0- 1	94	128	121	121	17	17
DIV. I NON-CONF.	5- 6	177	0- 0	22	44	91	91	16	16
TOTALS	RPI 1-25	RPI 26-50	W-L RECORDS	RPI 51-100	RPI 101-150	RPI 150+			
14- 12	0- 2	2- 1	OVERALL	1- 2	1- 4	10- 3			
11- 1	0- 0	1- 0	HOME	1- 0	1- 1	8- 0			
2- 10	0- 2	0- 1	AWAY	0- 1	0- 3	2- 3			
1- 1	0- 0	1- 0	NEUTRAL	0- 1	0- 0	0- 0			
5- 6	0- 2	2- 1	NON-CONFERENCE	1- 2	0- 1	2- 0			
4- 1	0- 0	1- 0	HOME	1- 0	0- 1	2- 0			
0- 4	0- 2	0- 1	AWAY	0- 1	0- 0	0- 0			
1- 1	0- 0	1- 0	NEUTRAL	0- 1	0- 0	0- 0			
9- 6	0- 0	0- 0	CONFERENCE	0- 0	1- 3	8- 3			
7- 0	0- 0	0- 0	HOME	0- 0	1- 0	6- 0			
2- 6	0- 0	0- 0	AWAY	0- 0	0- 3	2- 3			
0- 0	0- 0	0- 0	NEUTRAL	0- 0	0- 0	0- 0			

RPI 1-25				RPI 26-50				RPI 51-100				RPI 101+ Team's RPI: 121			
RPI	S	Opponent	Score	RPI	S	Opponent	Score	RPI	S	Opponent	Score	RPI	S	Opponent	Score
13	A	Maryland	71 82	36	A	James Madison	55 68	58	N	Virginia Tech	57 69	107	A	VCU	62 64
17	A	South Carolina	55 65	37	H	Buffalo	72 59	76	A	Green Bay	35 51	109	A	Fordham	48 57
				41	N	Georgia Tech	85 66	86	H	Toledo	70 49	109	H	Fordham	72 50
												115	H	Northeastern	79 84
												137	A	Duquesne	57 85
												157	H	Davidson	83 69
												179	A	Saint Louis	65 68
												195	A	George Washington	45 46
												195	H	George Washington	62 53
												196	A	George Mason	51 54
												226	H	Massachusetts	75 47
												237	H	Saint Joseph's	72 65
												245	H	Colgate	67 58
												248	A	Rhode Island	74 62
												260	A	St. Bonaventure	62 49
												276	H	Richmond	71 50
												287	H	La Salle	84 45
												332	H	Evansville	69 30
LAST 12 Division I GAMES:															
109	A	Fordham	48 57	276	H	Richmond	71 50								
196	A	George Mason	51 54	248	A	Rhode Island	74 62								
157	H	Davidson	83 69	237	H	Saint Joseph's	72 65								
195	H	George Washington	62 53	179	A	Saint Louis	65 68								
107	A	VCU	62 64	109	H	Fordham	72 50								
137	A	Duquesne	57 85	260	A	St. Bonaventure	62 49								

Non-Div I Games:

Dayton

Average RPI Win: 129	WON-LOST	WINNING	LAST 10	STRENGTH OF	OPP. STRENGTH	TEAM	ADJ.	CONF.	ADJ CONF.
Average RPI Loss: 40	RECORD	PCT. RANK	GAMES	SCHEDULE	OF SCHEDULE	RPI	RPI	RPI	RPI
DIV. I ONLY	21- 7	43	1- 0	41	26	25	25	6	6
DIV. I NON-CONF.	9- 3	61	0- 0	79	9	39	39	4	4
TOTALS	RPI 1-25	RPI 26-50	W-L RECORDS	RPI 51-100	RPI 101-150	RPI 150+			
21- 7	0- 5	3- 0	OVERALL	6- 0	6- 2	6- 0			
11- 4	0- 2	1- 0	HOME	3- 0	3- 2	4- 0			
8- 2	0- 2	1- 0	AWAY	2- 0	3- 0	2- 0			
2- 1	0- 1	1- 0	NEUTRAL	1- 0	0- 0	0- 0			
9- 3	0- 3	1- 0	NON-CONFERENCE	2- 0	2- 0	4- 0			
5- 1	0- 1	0- 0	HOME	1- 0	1- 0	3- 0			
2- 1	0- 1	0- 0	AWAY	0- 0	1- 0	1- 0			
2- 1	0- 1	1- 0	NEUTRAL	1- 0	0- 0	0- 0			
12- 4	0- 2	2- 0	CONFERENCE	4- 0	4- 2	2- 0			
6- 3	0- 1	1- 0	HOME	2- 0	2- 2	1- 0			
6- 1	0- 1	1- 0	AWAY	2- 0	2- 0	1- 0			
0- 0	0- 0	0- 0	NEUTRAL	0- 0	0- 0	0- 0			

RPI	S	Opponent	Score	RPI	S	Opponent	Score	RPI	S	Opponent	Score	RPI	S	Opponent	Score
1	H	Notre Dame	77 101	35	N	Kansas St.	79 59	52	A	Butler	86 78	104	A	St. John's (NY)	70 62
6	A	UConn	63 99	50	A	Villanova	66 59	52	H	Butler	76 62	104	H	St. John's (NY)	73 64
10	A	Marquette	63 96	50	H	Villanova	93 70	68	N	Princeton	82 67	105	H	Creighton	82 85
10	H	Marquette	87 93					76	H	Green Bay	73 64	111	H	Northwestern	76 60
12	N	Syracuse	81 83					94	A	Georgetown	69 64	114	H	Providence	88 62
								94	H	Georgetown	76 71	130	A	Oklahoma	87 76
												138	A	Seton Hall	94 85
												138	H	Seton Hall	73 84
												170	H	Temple	102 88
												186	A	Xavier	73 71
												186	H	Xavier	81 48
												244	A	Loyola Chicago	102 76
												298	H	Tennessee St.	95 73
												349	H	Savannah St.	124 61
LAST 12 Division I GAMES:															
52	H	Butler	76 62	10	H	Marquette	87 93								
186	H	Xavier	81 48	186	A	Xavier	73 71								
104	A	St. John's (NY)	70 62	52	A	Butler	86 78								
138	A	Seton Hall	94 85	138	H	Seton Hall	73 84								
94	H	Georgetown	76 71	104	H	St. John's (NY)	73 64								
50	H	Villanova	93 70	50	A	Villanova	66 59								

Non-Div I Games:

DePaul

■ Loss,
■ Non-Conf,
■ S Site,
■ H Home
■ A Away
N Neutral

RPI 1-25				RPI 26-50				RPI 51-100				RPI 101+				Team's RPI: 148	
RPI	S	Opponent	Score	RPI	S	Opponent	Score	RPI	S	Opponent	Score	RPI	S	Opponent	Score		
13	H	Maryland	53 77	36	H	James Madison	43 68	64	A	Drexel	41 58	108	H	Towson	48 56		
16	H	UCF	60 71					64	H	Drexel	40 57	115	A	Northeastern	62 75		
								90	A	UNI	67 79	115	H	Northeastern	77 63		
												122	A	UNCW	64 72		
												122	H	UNCW	65 53		
												136	N	Montana St.	60 69		
												156	N	Bradley	47 59		
												158	A	Boston U.	61 72		
												171	A	William & Mary	70 59		
												172	N	Nicholls St.	71 56		
												196	A	George Mason	46 72		
												217	A	Elon	74 63		
												219	A	Hofstra	78 59		
												219	H	Hofstra	57 47		
												237	H	Saint Joseph's	48 39		
												247	H	Gardner-Webb	69 45		
												288	A	Col. of Charleston	72 60		
												288	H	Col. of Charleston	74 50		
												325	N	Lafayette	65 47		
												343	A	Delaware St.	85 77		
LAST 12 Division I GAMES:																	
				325	N	Lafayette	65 47	64	A	Drexel	41 58						
				172	N	Nicholls St.	71 56	217	A	Elon	74 63						
				122	A	UNCW	64 72	171	A	William & Mary	70 59						
				288	A	Col. of Charleston	72 60	288	H	Col. of Charleston	74 50						
				219	H	Hofstra	57 47	122	H	UNCW	65 53						
				115	H	Northeastern	77 63	115	A	Northeastern	62 75						

Delaware

Page 67

Average RPI Win:	293	WON-LOST	WINNING	LAST 10	STRENGTH OF	OPP. STRENGTH	TEAM	ADJ.	CONF.	ADJ CONF.
Average RPI Loss:	215	RECORD	PCT. RANK	GAMES	SCHEDULE	OF SCHEDULE	RPI	RPI	RPI	RPI
DIV. I ONLY	3- 19	336	0- 1	301	342	343	343	32	32	
DIV. I NON-CONF.	0- 9	336	0- 0	127	212	324	324	32	32	
TOTALS	RPI 1-25	RPI 26-50	W-L RECORDS	RPI 51-100	RPI 101-150	RPI 150+				
3- 19	0- 0	0- 1	OVERALL	0- 0	0- 3	3- 15				
3- 5	0- 0	0- 1	HOME	0- 0	0- 1	3- 3				
0- 14	0- 0	0- 0	AWAY	0- 0	0- 2	0- 12				
0- 0	0- 0	0- 0	NEUTRAL	0- 0	0- 0	0- 0				
0- 9	0- 0	0- 1	NON-CONFERENCE	0- 0	0- 3	0- 5				
0- 2	0- 0	0- 1	HOME	0- 0	0- 1	0- 0				
0- 7	0- 0	0- 0	AWAY	0- 0	0- 2	0- 5				
0- 0	0- 0	0- 0	NEUTRAL	0- 0	0- 0	0- 0				
3- 10	0- 0	0- 0	CONFERENCE	0- 0	0- 0	3- 10				
3- 3	0- 0	0- 0	HOME	0- 0	0- 0	3- 3				
0- 7	0- 0	0- 0	AWAY	0- 0	0- 0	0- 7				
0- 0	0- 0	0- 0	NEUTRAL	0- 0	0- 0	0- 0				

RPI 1-25			RPI 26-50			RPI 51-100			RPI 101+ Team's RPI: 343						
RPI	S	Opponent	Score	RPI	S	Opponent	Score	RPI	S	Opponent	Score				
				36	H	James Madison	57 103								
										104	A	St. John's (NY)	44 82		
										107	A	VCU	55 97		
										148	H	Delaware	77 85		
										170	A	Temple	61 75		
										186	A	Xavier	59 80		
										191	H	UMES	65 62		
										192	A	N.C. A&T	49 72		
										192	H	N.C. A&T	47 67		
										197	A	Robert Morris	63 64		
										201	A	Marshall	63 75		
										206	A	Bethune-Cookman	55 67		
										220	A	Howard	62 78		
										222	A	Cornell	59 94		
										265	A	Norfolk St.	50 63		
										301	H	South Carolina St.	60 63		
										330	A	Coppin St.	59 85		
										330	H	Coppin St.	57 71		
										340	A	N.C. Central	64 65		
										340	H	N.C. Central	71 61		
										347	A	Florida A&M	52 57		
										349	H	Savannah St.	66 58		
LAST 12 Division I GAMES:															
				330	A	Coppin St.	59 85			220	A	Howard	62 78		
				191	H	UMES	65 62			347	A	Florida A&M	52 57		
				340	A	N.C. Central	64 65			206	A	Bethune-Cookman	55 67		
				192	A	N.C. A&T	49 72			340	H	N.C. Central	71 61		
				301	H	South Carolina St.	60 63			192	H	N.C. A&T	47 67		
				349	H	Savannah St.	66 58			330	H	Coppin St.	57 71		

Non-Div I Games: Post 65 53 Cheyney 79 59

Delaware St.

Loss, Non-Conf, S Site, H Home A Away N Neutral

Average RPI Win: 221	WON-LOST	WINNING	LAST 10	STRENGTH OF	OPP. STRENGTH	TEAM	ADJ.	CONF.	ADJ CONF.
Average RPI Loss: 148	RECORD	PCT. RANK	GAMES	SCHEDULE	OF SCHEDULE	RPI	RPI	RPI	RPI
DIV. I ONLY	15- 12	145	1- 0	199	195	161	161	19	19
DIV. I NON-CONF.	7- 6	153	0- 0	171	190	159	159	19	19
TOTALS	RPI 1-25	RPI 26-50	W-L RECORDS	RPI 51-100	RPI 101-150	RPI 150+			
15- 12	0- 0	1- 3	OVERALL	2- 2	1- 2	11- 5			
11- 2	0- 0	1- 1	HOME	2- 0	1- 0	7- 1			
4- 10	0- 0	0- 2	AWAY	0- 2	0- 2	4- 4			
0- 0	0- 0	0- 0	NEUTRAL	0- 0	0- 0	0- 0			
7- 6	0- 0	0- 0	NON-CONFERENCE	2- 2	1- 2	4- 2			
6- 1	0- 0	0- 0	HOME	2- 0	1- 0	3- 1			
1- 5	0- 0	0- 0	AWAY	0- 2	0- 2	1- 1			
0- 0	0- 0	0- 0	NEUTRAL	0- 0	0- 0	0- 0			
8- 6	0- 0	1- 3	CONFERENCE	0- 0	0- 0	7- 3			
5- 1	0- 0	1- 1	HOME	0- 0	0- 0	4- 0			
3- 5	0- 0	0- 2	AWAY	0- 0	0- 0	3- 3			
0- 0	0- 0	0- 0	NEUTRAL	0- 0	0- 0	0- 0			

RPI S	Opponent	Score	RPI S	Opponent	Score	RPI S	Opponent	Score	RPI S	Opponent	Score	Team's RPI: 161
29	A South Dakota St.	59 76	56	A Wyoming	74 78	110	H Loyola Marymount	104 75				
29	H South Dakota St.	67 83	65	H Lamar University	117 110	112	A Northern Colo.	66 74				
33	A South Dakota	58 73	71	H American	83 54	141	A New Mexico St.	64 66				
33	H South Dakota	104 99	85	A Nebraska	71 96	166	A Oral Roberts	66 74				
						166	H Oral Roberts	93 76				
						235	A Western Ill.	78 87				
						236	H UMKC	92 75				
						255	A North Dakota	92 91				
						255	H North Dakota	87 66				
						260	H St. Bonaventure	76 62				
						274	A Colorado St.	79 84				
						285	A Southern Utah	71 70				
						286	H Samford	83 87				
						292	H Air Force	92 66				
						317	A North Dakota St.	87 67				
						317	H North Dakota St.	81 54				
						322	A Omaha	95 68				
						334	A Purdue Fort Wayne	55 70				
						334	H Purdue Fort Wayne	82 62				
LAST 12 Division I GAMES:												
255	A North Dakota	92 91	334	A Purdue Fort Wayne	55 70							
33	A South Dakota	58 73	166	H Oral Roberts	93 76							
334	H Purdue Fort Wayne	82 62	317	H North Dakota St.	81 54							
317	A North Dakota St.	87 67	29	A South Dakota St.	59 76							
166	A Oral Roberts	66 74	255	H North Dakota	87 66							
29	H South Dakota St.	67 83	33	H South Dakota	104 99							

Non-Div I Games:

Denver

■ Loss,
 ■ Non-Conf,
 ■ S Site,
 ■ H Home
 ■ A Away
 N Neutral

Detroit Mercy

Through Games Of Feb. 27, 2019

Average RPI Win:	320	WON-LOST	WINNING	LAST 10	STRENGTH OF	OPP. STRENGTH	TEAM	ADJ.	CONF.	ADJ CONF.
Average RPI Loss:	177	RECORD	PCT. RANK	GAMES	SCHEDULE	OF SCHEDULE	RPI	RPI	RPI	RPI
DIV. I ONLY	3- 23	340	0- 1	289	208	333	333	21	21	
DIV. I NON-CONF.	1- 9	326	0- 0	259	185	322	322	18	18	
TOTALS	RPI 1-25	RPI 26-50	W-L RECORDS	RPI 51-100	RPI 101-150	RPI 150+				
3- 23	0- 0	0- 2	OVERALL	0- 5	0- 4	3- 12				
1- 9	0- 0	0- 1	HOME	0- 1	0- 2	1- 5				
2- 14	0- 0	0- 1	AWAY	0- 4	0- 2	2- 7				
0- 0	0- 0	0- 0	NEUTRAL	0- 0	0- 0	0- 0				
1- 9	0- 0	0- 2	NON-CONFERENCE	0- 2	0- 0	1- 5				
0- 3	0- 0	0- 1	HOME	0- 0	0- 0	0- 2				
1- 6	0- 0	0- 1	AWAY	0- 2	0- 0	1- 3				
0- 0	0- 0	0- 0	NEUTRAL	0- 0	0- 0	0- 0				
2- 14	0- 0	0- 0	CONFERENCE	0- 3	0- 4	2- 7				
1- 6	0- 0	0- 0	HOME	0- 1	0- 2	1- 3				
1- 8	0- 0	0- 0	AWAY	0- 2	0- 2	1- 4				
0- 0	0- 0	0- 0	NEUTRAL	0- 0	0- 0	0- 0				

RPI S	Opponent	Score	RPI S	Opponent	Score	RPI S	Opponent	Score	RPI S	Opponent	Score	Team's RPI: 333
45	A Michigan	62 95	48	H Miami (OH)	59 78	62	A Wright St.	59 78	119	A Youngstown St.	45 91	
						76	A Green Bay	37 82	119	H Youngstown St.	59 85	
						76	H Green Bay	40 65	133	A IUPUI	47 82	
						78	A Ohio St.	41 55	133	H IUPUI	41 58	
						86	A Toledo	60 77	194	A Milwaukee	34 59	
									194	H Milwaukee	44 62	
									205	A Eastern Mich.	53 60	
									223	A Bowling Green	73 79	
									244	A Loyola Chicago	43 52	
									253	A Northern Ky.	56 68	
									268	H Western Mich.	44 54	
									282	A Manhattan	58 56	
									284	A Cleveland St.	51 67	
									284	H Cleveland St.	49 67	
									309	A Oakland	67 74	
									309	H Oakland	65 76	
									322	H Omaha	42 51	
									339	A UIC	42 36	
									339	H UIC	62 45	
LAST 12 Division I GAMES:												
76	A Green Bay	37 82	284	A Cleveland St.	51 67							
194	A Milwaukee	34 59	62	A Wright St.	59 78							
133	H IUPUI	41 58	253	A Northern Ky.	56 68							
339	H UIC	62 45	194	H Milwaukee	44 62							
309	H Oakland	65 76	76	H Green Bay	40 65							
119	A Youngstown St.	45 91	339	A UIC	42 36							

Non-Div I Games: Mich.-Dearborn 68 60

Detroit Mercy

Loss, Non-Conf, S Site, H Home A Away N Neutral

Drake

Through Games Of Feb. 27, 2019

Average RPI Win:	173	WON-LOST	WINNING	LAST 10	STRENGTH OF	OPP. STRENGTH	TEAM	ADJ.	CONF.	ADJ CONF.
Average RPI Loss:	24	RECORD	PCT. RANK	GAMES	SCHEDULE	OF SCHEDULE	RPI	RPI	RPI	RPI
DIV. I ONLY	20- 5	26	1- 0	59	86	23	23	13	13	
DIV. I NON-CONF.	7- 4	108	1- 0	6	2	12	12	15	15	
TOTALS	RPI 1-25	RPI 26-50	W-L RECORDS	RPI 51-100	RPI 101-150	RPI 150+				
20- 5	1- 3	2- 1	OVERALL	3- 1	2- 0	12- 0				
8- 2	0- 1	1- 0	HOME	1- 1	1- 0	5- 0				
10- 2	0- 1	0- 1	AWAY	2- 0	1- 0	7- 0				
2- 1	1- 1	1- 0	NEUTRAL	0- 0	0- 0	0- 0				
7- 4	1- 3	2- 1	NON-CONFERENCE	1- 0	2- 0	1- 0				
2- 1	0- 1	1- 0	HOME	0- 0	1- 0	0- 0				
3- 2	0- 1	0- 1	AWAY	1- 0	1- 0	1- 0				
2- 1	1- 1	1- 0	NEUTRAL	0- 0	0- 0	0- 0				
13- 1	0- 0	0- 0	CONFERENCE	2- 1	0- 0	11- 0				
6- 1	0- 0	0- 0	HOME	1- 1	0- 0	5- 0				
7- 0	0- 0	0- 0	AWAY	1- 0	0- 0	6- 0				
0- 0	0- 0	0- 0	NEUTRAL	0- 0	0- 0	0- 0				

RPI	S	Opponent	Score
1	N	Notre Dame	64 82
8	H	Iowa	82 91
11	A	Iowa St.	81 86
17	N	South Carolina	90 85

RPI	S	Opponent	Score
26	N	Rutgers	69 59
29	A	South Dakota St.	71 80
33	H	South Dakota	76 64

RPI	S	Opponent	Score
70	H	Missouri St.	79 85
85	A	Nebraska	83 77
90	A	UNI	88 64
90	H	UNI	76 61

RPI	S	Opponent	Score
105	A	Creighton	85 69
147	H	CSUN	73 63
151	H	Southern Ill.	94 66
156	A	Bradley	92 63
160	A	Illinois St.	82 64
189	A	Indiana St.	70 68
189	H	Indiana St.	96 77
235	A	Western Ill.	98 71
244	A	Loyola Chicago	83 55
244	H	Loyola Chicago	69 60
314	A	Valparaiso	88 62
314	H	Valparaiso	84 53
332	A	Evansville	78 47
332	H	Evansville	66 39

LAST 12 Division I GAMES:

17	N	South Carolina	90 85	314	A	Valparaiso	88 62
1	N	Notre Dame	64 82	151	H	Southern Ill.	94 66
189	H	Indiana St.	96 77	70	H	Missouri St.	79 85
332	H	Evansville	66 39	332	A	Evansville	78 47
90	H	UNI	76 61	189	A	Indiana St.	70 68
244	A	Loyola Chicago	83 55	90	A	UNI	88 64

Non-Div I Games: Clarke 91 43

Drake

Loss, Non-Conf, S Site, H Home A Away N Neutral

Average RPI Win:	205	WON-LOST	WINNING	LAST 10	STRENGTH OF	OPP. STRENGTH	TEAM	ADJ.	CONF.	ADJ CONF.
Average RPI Loss:	65	RECORD	PCT. RANK	GAMES	SCHEDULE	OF SCHEDULE	RPI	RPI	RPI	RPI
DIV. I ONLY	20- 5	26	1- 0	134	148	64	64	10	10	
DIV. I NON-CONF.	8- 3	72	1- 0	138	260	89	89	10	10	
TOTALS	RPI 1-25	RPI 26-50	W-L RECORDS	RPI 51-100	RPI 101-150	RPI 150+				
20- 5	0- 0	0- 2	OVERALL	1- 2	6- 1	13- 0				
8- 4	0- 0	0- 2	HOME	1- 1	3- 1	4- 0				
11- 0	0- 0	0- 0	AWAY	0- 0	3- 0	8- 0				
1- 1	0- 0	0- 0	NEUTRAL	0- 1	0- 0	1- 0				
8- 3	0- 0	0- 1	NON-CONFERENCE	1- 2	0- 0	7- 0				
3- 2	0- 0	0- 1	HOME	1- 1	0- 0	2- 0				
4- 0	0- 0	0- 0	AWAY	0- 0	0- 0	4- 0				
1- 1	0- 0	0- 0	NEUTRAL	0- 1	0- 0	1- 0				
12- 2	0- 0	0- 1	CONFERENCE	0- 0	6- 1	6- 0				
5- 2	0- 0	0- 1	HOME	0- 0	3- 1	2- 0				
7- 0	0- 0	0- 0	AWAY	0- 0	3- 0	4- 0				
0- 0	0- 0	0- 0	NEUTRAL	0- 0	0- 0	0- 0				

RPI S	Opponent	Score	RPI S	Opponent	Score	RPI S	Opponent	Score	RPI S	Opponent	Score
36	H James Madison	35 51	49	H Quinnipiac	52 56	51	H Bucknell	64 42	108	H Towson	54 55
						62	N Wright St.	63 71	115	A Northeastern	61 59
						72	H Penn	39 55	115	H Northeastern	76 45
									122	A UNCW	65 53
									122	H UNCW	67 55
									148	A Delaware	57 40
									148	H Delaware	58 41
									171	A William & Mary	62 58
									217	A Elon	59 44
									219	A Hofstra	61 49
									219	H Hofstra	62 39
									237	H Saint Joseph's	51 34
									247	H Gardner-Webb	65 48
									271	N Siena	51 39
									276	A Richmond	58 35
									281	A Vermont	60 44
									282	A Manhattan	53 39
									287	A La Salle	58 43
									288	A Col. of Charleston	65 42
									288	H Col. of Charleston	76 53
LAST 12 Division I GAMES:											
281	A Vermont	60 44	171	A William & Mary	62 58						
288	A Col. of Charleston	65 42	217	A Elon	59 44						
122	A UNCW	65 53	122	H UNCW	67 55						
115	H Northeastern	76 45	288	H Col. of Charleston	76 53						
219	H Hofstra	62 39	219	A Hofstra	61 49						
148	H Delaware	58 41	115	A Northeastern	61 59						

Non-Div I Games:

Drexel

Average RPI Win:	142	WON-LOST	WINNING	LAST 10	STRENGTH OF	OPP. STRENGTH	TEAM	ADJ.	CONF.	ADJ CONF.
Average RPI Loss:	49	RECORD	PCT. RANK	GAMES	SCHEDULE	OF SCHEDULE	RPI	RPI	RPI	RPI
DIV. I ONLY	12- 14	196	0- 1	29	5	83	83	1	1	
DIV. I NON-CONF.	8- 4	91	0- 1	86	55	59	59	1	1	
TOTALS	RPI 1-25	RPI 26-50	W-L RECORDS	RPI 51-100	RPI 101-150	RPI 150+				
12- 14	0- 7	1- 2	OVERALL	2- 2	4- 2	5- 1				
7- 4	0- 3	0- 0	HOME	1- 1	3- 0	3- 0				
4- 8	0- 4	1- 1	AWAY	1- 1	1- 2	1- 0				
1- 2	0- 0	0- 1	NEUTRAL	0- 0	0- 0	1- 1				
8- 4	0- 1	0- 1	NON-CONFERENCE	2- 0	1- 1	5- 1				
5- 0	0- 0	0- 0	HOME	1- 0	1- 0	3- 0				
2- 2	0- 1	0- 0	AWAY	1- 0	0- 1	1- 0				
1- 2	0- 0	0- 1	NEUTRAL	0- 0	0- 0	1- 1				
4- 10	0- 6	1- 1	CONFERENCE	0- 2	3- 1	0- 0				
2- 4	0- 3	0- 0	HOME	0- 1	2- 0	0- 0				
2- 6	0- 3	1- 1	AWAY	0- 1	1- 1	0- 0				
0- 0	0- 0	0- 0	NEUTRAL	0- 0	0- 0	0- 0				

RPI S Opponent	Score	RPI S Opponent	Score	RPI S Opponent	Score	RPI S Opponent	Score
1 A Notre Dame	61 89	30 N Missouri	54 62	58 H Virginia Tech	57 64	111 A Northwestern	58 84
3 H Louisville	51 73	31 A North Carolina	85 69	61 A Maine	66 63	117 A Boston College	90 92
7 A NC State	51 63	41 A Georgia Tech	64 70	69 H FGCU	57 41	125 H Pittsburgh	74 55
12 H Syracuse	55 64			95 A Virginia	47 53	128 A Wake Forest	55 44
18 H Miami (FL)	50 58					128 H Wake Forest	66 52
20 A Oregon St.	57 71					134 H Marist	64 56
21 A Florida St.	62 66					155 N Washington	64 71
						183 A Wisconsin	60 53
						200 H UNLV	66 38
						210 N Ball St.	79 62
						217 H Elon	81 64
						220 H East Carolina	83 66
LAST 12 Division I GAMES:							
30 N Missouri	54 62	31 A North Carolina	85 69				
210 N Ball St.	79 62	125 H Pittsburgh	74 55				
128 A Wake Forest	55 44	117 A Boston College	90 92				
1 A Notre Dame	61 89	12 H Syracuse	55 64				
58 H Virginia Tech	57 64	128 H Wake Forest	66 52				
95 A Virginia	47 53	21 A Florida St.	62 66				

Non-Div I Games:

Duke

■ Loss,
 ■ Non-Conf,
 ■ S Site,
 ■ H Home
 ■ A Away
 N Neutral

Average RPI Win:	204	WON-LOST	WINNING	LAST 10	STRENGTH OF	OPP. STRENGTH	TEAM	ADJ.	CONF.	ADJ CONF.
Average RPI Loss:	116	RECORD	PCT. RANK	GAMES	SCHEDULE	OF SCHEDULE	RPI	RPI	RPI	RPI
DIV. I ONLY	16- 12	135	1- 0	173	98	137	137	17	17	
DIV. I NON-CONF.	6- 7	172	0- 0	107	13	124	124	16	16	
TOTALS	RPI 1-25	RPI 26-50	W-L RECORDS	RPI 51-100	RPI 101-150	RPI 150+				
16- 12	0- 2	0- 2	OVERALL	1- 1	3- 2	12- 5				
7- 5	0- 1	0- 0	HOME	0- 0	2- 1	5- 3				
9- 5	0- 0	0- 2	AWAY	1- 1	1- 1	7- 1				
0- 2	0- 1	0- 0	NEUTRAL	0- 0	0- 0	0- 1				
6- 7	0- 2	0- 2	NON-CONFERENCE	1- 1	1- 1	4- 1				
3- 2	0- 1	0- 0	HOME	0- 0	0- 1	3- 0				
3- 3	0- 0	0- 2	AWAY	1- 1	1- 0	1- 0				
0- 2	0- 1	0- 0	NEUTRAL	0- 0	0- 0	0- 1				
10- 5	0- 0	0- 0	CONFERENCE	0- 0	2- 1	8- 4				
4- 3	0- 0	0- 0	HOME	0- 0	2- 0	2- 3				
6- 2	0- 0	0- 0	AWAY	0- 0	0- 1	6- 1				
0- 0	0- 0	0- 0	NEUTRAL	0- 0	0- 0	0- 0				

RPI 1-25			RPI 26-50			RPI 51-100			RPI 101+			Team's RPI: 137
RPI	S	Opponent	Score	RPI	S	Opponent	Score	RPI	S	Opponent	Score	
12	N	Syracuse	71 87	27	A	Texas	41 78	74	A	Kent St.	77 72	107 H VCU 71 68
16	H	UCF	63 71	43	A	TCU	48 61	86	A	Toledo	52 65	109 A Fordham 46 57
												121 H Dayton 85 57
												125 H Pittsburgh 58 66
												127 A Penn St. 64 58
												157 H Davidson 47 62
												170 H Temple 54 53
												179 H Saint Louis 63 67
												195 A George Washington 64 53
												195 H George Washington 54 55
												196 A George Mason 60 57
												213 N Liberty 51 55
												226 A Massachusetts 66 69
												229 A Saint Francis (PA) 93 73
												237 A Saint Joseph's 67 56
												237 H Saint Joseph's 81 73
												238 H Mt. St. Mary's 73 64
												248 A Rhode Island 75 58
												256 H ETSU 66 58
												260 A St. Bonaventure 60 54
												276 H Richmond 80 54
												287 A La Salle 66 62
LAST 12 Division I GAMES:												
195	A	George Washington	64 53	226	A	Massachusetts	66 69					
107	H	VCU	71 68	109	A	Fordham	46 57					
237	A	Saint Joseph's	67 56	195	H	George Washington	54 55					
248	A	Rhode Island	75 58	287	A	La Salle	66 62					
179	H	Saint Louis	63 67	276	H	Richmond	80 54					
121	H	Dayton	85 57	237	H	Saint Joseph's	81 73					

Non-Div I Games:

Duquesne

■ Loss,
 ■ Non-Conf,
 ■ S Site,
 ■ H Home
 ■ A Away
 N Neutral

Average RPI Win:	238	WON-LOST	WINNING	LAST 10	STRENGTH OF	OPP. STRENGTH	TEAM	ADJ.	CONF.	ADJ CONF.
Average RPI Loss:	130	RECORD	PCT. RANK	GAMES	SCHEDULE	OF SCHEDULE	RPI	RPI	RPI	RPI
DIV. I ONLY	8- 20	282	0- 2	80	221	256	256	28	28	
DIV. I NON-CONF.	2- 14	319	0- 2	25	111	225	225	24	24	
TOTALS	RPI 1-25	RPI 26-50	W-L RECORDS	RPI 51-100	RPI 101-150	RPI 150+				
8- 20	0- 1	0- 3	OVERALL	0- 4	1- 4	7- 8				
8- 5	0- 0	0- 0	HOME	0- 1	1- 2	7- 2				
0- 12	0- 0	0- 2	AWAY	0- 3	0- 1	0- 6				
0- 3	0- 1	0- 1	NEUTRAL	0- 0	0- 1	0- 0				
2- 14	0- 1	0- 3	NON-CONFERENCE	0- 4	1- 4	1- 2				
2- 4	0- 0	0- 0	HOME	0- 1	1- 2	1- 1				
0- 7	0- 0	0- 2	AWAY	0- 3	0- 1	0- 1				
0- 3	0- 1	0- 1	NEUTRAL	0- 0	0- 1	0- 0				
6- 6	0- 0	0- 0	CONFERENCE	0- 0	0- 0	6- 6				
6- 1	0- 0	0- 0	HOME	0- 0	0- 0	6- 1				
0- 5	0- 0	0- 0	AWAY	0- 0	0- 0	0- 5				
0- 0	0- 0	0- 0	NEUTRAL	0- 0	0- 0	0- 0				

RPI 1-25				RPI 26-50				RPI 51-100				RPI 101+				Team's RPI: 256	
RPI	S	Opponent	Score	RPI	S	Opponent	Score	RPI	S	Opponent	Score	RPI	S	Opponent	Score		
17	N	South Carolina	55 101	26	N	Rutgers	44 68	80	A	Radford	64 79	103	H	Houston	77 84		
				40	A	Michigan St.	53 75	84	A	Cincinnati	64 77	120	N	Western Ky.	68 82		
				44	A	Tennessee	61 80	97	H	Troy	66 84	124	H	High Point	65 73		
								100	A	South Alabama	74 81	137	A	Duquesne	58 66		
												141	H	Appalachian St.	95 64		
												153	A	Mercer	41 64		
												153	H	Mercer	77 83		
												162	A	Chattanooga	67 76		
												162	H	Chattanooga	64 54		
												188	A	UNC Asheville	55 56		
												192	H	N.C. A&T	61 56		
												213	H	Liberty	86 89		
												216	A	Furman	55 57		
												216	H	Furman	75 70		
												262	A	Wofford	74 77		
												262	H	Wofford	92 79		
												286	A	Samford	58 79		
												286	H	Samford	71 50		
												305	H	UNC Greensboro	85 76		
												338	H	Western Caro.	88 80		
LAST 12 Division I GAMES:																	
				26	N	Rutgers	44 68	162	H	Chattanooga	64 54						
				120	N	Western Ky.	68 82	338	H	Western Caro.	88 80						
				286	H	Samford	71 50	305	H	UNC Greensboro	85 76						
				153	H	Mercer	77 83	153	A	Mercer	41 64						
				216	A	Furman	55 57	286	A	Samford	58 79						
				262	A	Wofford	74 77	262	H	Wofford	92 79						

Non-Div I Games:

ETSU

■ Loss,
 ■ Non-Conf,
 ■ S Site,
 ■ H Home
 ■ A Away
 N Neutral

East Carolina

Through Games Of Feb. 27, 2019

Average RPI Win:	247	WON-LOST	WINNING	LAST 10	STRENGTH OF	OPP. STRENGTH	TEAM	ADJ.	CONF.	ADJ CONF.
Average RPI Loss:	126	RECORD	PCT. RANK	GAMES	SCHEDULE	OF SCHEDULE	RPI	RPI	RPI	RPI
DIV. I ONLY	13- 14	185	0- 1	241	132	220	220	9	9	
DIV. I NON-CONF.	9- 4	85	0- 0	313	268	195	195	8	8	
TOTALS	RPI 1-25	RPI 26-50	W-L RECORDS	RPI 51-100	RPI 101-150	RPI 150+				
13- 14	0- 2	0- 0	OVERALL	0- 2	1- 5	12- 5				
10- 5	0- 1	0- 0	HOME	0- 1	1- 3	9- 0				
1- 9	0- 1	0- 0	AWAY	0- 1	0- 2	1- 5				
2- 0	0- 0	0- 0	NEUTRAL	0- 0	0- 0	2- 0				
9- 4	0- 0	0- 0	NON-CONFERENCE	0- 1	1- 2	8- 1				
7- 1	0- 0	0- 0	HOME	0- 0	1- 1	6- 0				
0- 3	0- 0	0- 0	AWAY	0- 1	0- 1	0- 1				
2- 0	0- 0	0- 0	NEUTRAL	0- 0	0- 0	2- 0				
4- 10	0- 2	0- 0	CONFERENCE	0- 1	0- 3	4- 4				
3- 4	0- 1	0- 0	HOME	0- 1	0- 2	3- 0				
1- 6	0- 1	0- 0	AWAY	0- 0	0- 1	1- 4				
0- 0	0- 0	0- 0	NEUTRAL	0- 0	0- 0	0- 0				

RPI	S	Opponent	Score	RPI	S	Opponent	Score	RPI	S	Opponent	Score	RPI	S	Opponent	Score	Team's RPI: 220
6	A	UConn	55 118					83	A	Duke	66 83	103	A	Houston	52 63	
16	H	UCF	58 61					84	H	Cincinnati	57 68	118	A	Charlotte	46 52	
												122	H	UNCW	68 71	
												123	H	South Fla.	50 63	
												128	H	Wake Forest	70 61	
												150	H	Tulsa	55 75	
												165	A	Tulane	57 68	
												165	H	Tulane	63 61	
												170	A	Temple	62 84	
												171	A	William & Mary	43 63	
												191	H	UMES	84 69	
												209	A	Memphis	46 58	
												209	H	Memphis	68 59	
												211	A	SMU	64 54	
												213	H	Liberty	66 63	
												231	H	Monmouth	73 67	
												246	A	Wichita St.	47 57	
												246	H	Wichita St.	78 56	
												297	H	Kennesaw St.	68 56	
												301	N	South Carolina St.	71 63	
												335	N	Longwood	61 52	
												336	H	Grand Canyon	59 47	
												342	H	USC Upstate	63 53	
LAST 12 Division I GAMES:																
84	H	Cincinnati	57 68	165	H	Tulane	63 61									
123	H	South Fla.	50 63	246	A	Wichita St.	47 57									
103	A	Houston	52 63	170	A	Temple	62 84									
211	A	SMU	64 54	16	H	UCF	58 61									
209	H	Memphis	68 59	209	A	Memphis	46 58									
6	A	UConn	55 118	150	H	Tulsa	55 75									

Non-Div I Games:

East Carolina

Loss, Non-Conf, S Site, H Home A Away N Neutral

Average RPI Win:	250	WON-LOST	WINNING	LAST 10	STRENGTH OF	OPP. STRENGTH	TEAM	ADJ.	CONF.	ADJ CONF.
Average RPI Loss:	189	RECORD	PCT. RANK	GAMES	SCHEDULE	OF SCHEDULE	RPI	RPI	RPI	RPI
DIV. I ONLY	7- 17	278	0- 1	242	289	295	295	22	22	
DIV. I NON-CONF.	3- 5	227	0- 0	242	256	231	231	22	22	
TOTALS	RPI 1-25	RPI 26-50	W-L RECORDS	RPI 51-100	RPI 101-150	RPI 150+				
7- 17	0- 0	0- 0	OVERALL	0- 3	1- 2	6- 12				
5- 4	0- 0	0- 0	HOME	0- 0	1- 1	4- 3				
1- 13	0- 0	0- 0	AWAY	0- 3	0- 1	1- 9				
1- 0	0- 0	0- 0	NEUTRAL	0- 0	0- 0	1- 0				
3- 5	0- 0	0- 0	NON-CONFERENCE	0- 2	0- 0	3- 3				
2- 0	0- 0	0- 0	HOME	0- 0	0- 0	2- 0				
0- 5	0- 0	0- 0	AWAY	0- 2	0- 0	0- 3				
1- 0	0- 0	0- 0	NEUTRAL	0- 0	0- 0	1- 0				
4- 12	0- 0	0- 0	CONFERENCE	0- 1	1- 2	3- 9				
3- 4	0- 0	0- 0	HOME	0- 0	1- 1	2- 3				
1- 8	0- 0	0- 0	AWAY	0- 1	0- 1	1- 6				
0- 0	0- 0	0- 0	NEUTRAL	0- 0	0- 0	0- 0				

RPI S	Opponent	Score	RPI S	Opponent	Score	RPI S	Opponent	Score	RPI S	Opponent	Score	Team's RPI: 295
						52	A Butler	37 72	131	H Morehead St.	57 67	
						57	A Belmont	57 98	132	A UT Martin	66 90	
						99	A Northern Ill.	59 78	132	H UT Martin	77 71	
									151	A Southern Ill.	59 73	
									154	A Tennessee Tech	88 99	
									156	A Bradley	64 67	
									189	H Indiana St.	63 39	
									202	A Jacksonville St.	49 78	
									230	A Southeast Mo. St.	57 72	
									230	H Southeast Mo. St.	54 80	
									235	N Western Ill.	64 62	
									239	A SIUE	62 78	
									239	H SIUE	56 65	
									263	A Austin Peay	67 57	
									263	H Austin Peay	60 73	
									269	A Murray St.	51 60	
									269	H Murray St.	75 67	
									298	A Tennessee St.	66 70	
									314	A Valparaiso	60 62	
									327	H Eastern Ky.	80 60	
									334	H Purdue Fort Wayne	72 63	
LAST 12 Division I GAMES:												
298	A	Tennessee St.	66	70	131	H	Morehead St.	57	67			
57	A	Belmont	57	98	327	H	Eastern Ky.	80	60			
230	H	Southeast Mo. St.	54	80	230	A	Southeast Mo. St.	57	72			
239	A	SIUE	62	78	132	A	UT Martin	66	90			
263	A	Austin Peay	67	57	263	H	Austin Peay	60	73			
269	A	Murray St.	51	60	269	H	Murray St.	75	67			

Non-Div I Games: Lincoln Christian 97 34 Eureka 104 48 Oakland City 102 43

Eastern Ill.

Eastern Ky.

Through Games Of Feb. 27, 2019

Average RPI Win:	0	WON-LOST	WINNING	LAST 10	STRENGTH OF	OPP. STRENGTH	TEAM	ADJ.	CONF.	ADJ CONF.
Average RPI Loss:	171	RECORD	PCT. RANK	GAMES	SCHEDULE	OF SCHEDULE	RPI	RPI	RPI	RPI
DIV. I ONLY	0- 25	351	0- 1	108	264	327	327	22	22	
DIV. I NON-CONF.	0- 9	336	0- 1	24	197	267	267	22	22	
TOTALS	RPI 1-25	RPI 26-50	W-L RECORDS	RPI 51-100	RPI 101-150	RPI 150+				
0- 25	0- 1	0- 2	OVERALL	0- 4	0- 3	0- 15				
0- 9	0- 0	0- 0	HOME	0- 1	0- 1	0- 7				
0- 14	0- 0	0- 2	AWAY	0- 2	0- 2	0- 8				
0- 2	0- 1	0- 0	NEUTRAL	0- 1	0- 0	0- 0				
0- 9	0- 1	0- 2	NON-CONFERENCE	0- 2	0- 1	0- 3				
0- 2	0- 0	0- 0	HOME	0- 0	0- 0	0- 2				
0- 5	0- 0	0- 2	AWAY	0- 1	0- 1	0- 1				
0- 2	0- 1	0- 0	NEUTRAL	0- 1	0- 0	0- 0				
0- 16	0- 0	0- 0	CONFERENCE	0- 2	0- 2	0- 12				
0- 7	0- 0	0- 0	HOME	0- 1	0- 1	0- 5				
0- 9	0- 0	0- 0	AWAY	0- 1	0- 1	0- 7				
0- 0	0- 0	0- 0	NEUTRAL	0- 0	0- 0	0- 0				

RPI S	Opponent	Score	RPI S	Opponent	Score	RPI S	Opponent	Score	RPI S	Opponent	Score	Team's RPI: 327
21 N	Florida St.	45 62	39 A	Ohio	60 100	57 A	Belmont	43 69	131 A	Morehead St.	52 68	
			48 A	Miami (OH)	44 60	57 H	Belmont	52 87	132 H	UT Martin	61 87	
						73 A	West Virginia	29 78	140 A	Akron	54 63	
						73 N	West Virginia	39 81	154 A	Tennessee Tech	57 77	
									154 H	Tennessee Tech	68 81	
									179 H	Saint Louis	43 70	
									196 H	George Mason	75 91	
									202 A	Jacksonville St.	64 69	
									202 H	Jacksonville St.	44 53	
									230 H	Southeast Mo. St.	42 52	
									239 A	SIUE	55 74	
									263 A	Austin Peay	65 100	
									268 A	Western Mich.	53 64	
									269 A	Murray St.	63 81	
									269 H	Murray St.	63 76	
									295 A	Eastern Ill.	60 80	
									298 A	Tennessee St.	38 60	
									298 H	Tennessee St.	31 57	
LAST 12 Division I GAMES:												
73 N	West Virginia	39 81	57 H	Belmont	52 87							
202 A	Jacksonville St.	64 69	239 A	SIUE	55 74							
154 A	Tennessee Tech	57 77	295 A	Eastern Ill.	60 80							
131 A	Morehead St.	52 68	154 H	Tennessee Tech	68 81							
269 H	Murray St.	63 76	202 H	Jacksonville St.	44 53							
298 H	Tennessee St.	31 57	230 H	Southeast Mo. St.	42 52							

Non-Div I Games: Brescia 70 41 Ky. Christian 90 35

Eastern Ky.

Loss, Non-Conf, S Site, H Home A Away N Neutral

Average RPI Win:	251	WON-LOST	WINNING	LAST 10	STRENGTH OF	OPP. STRENGTH	TEAM	ADJ.	CONF.	ADJ CONF.
Average RPI Loss:	102	RECORD	PCT. RANK	GAMES	SCHEDULE	OF SCHEDULE	RPI	RPI	RPI	RPI
DIV. I ONLY	11- 14	211	0- 1	206	119	205	205	7	7	
DIV. I NON-CONF.	6- 4	125	0- 0	343	248	261	261	9	9	
TOTALS	RPI 1-25	RPI 26-50	W-L RECORDS	RPI 51-100	RPI 101-150	RPI 150+				
11- 14	0- 2	0- 3	OVERALL	0- 6	2- 0	9- 3				
8- 3	0- 0	0- 1	HOME	0- 2	1- 0	7- 0				
3- 8	0- 1	0- 2	AWAY	0- 3	1- 0	2- 2				
0- 3	0- 1	0- 0	NEUTRAL	0- 1	0- 0	0- 1				
6- 4	0- 1	0- 0	NON-CONFERENCE	0- 1	0- 0	6- 2				
4- 0	0- 0	0- 0	HOME	0- 0	0- 0	4- 0				
2- 1	0- 0	0- 0	AWAY	0- 0	0- 0	2- 1				
0- 3	0- 1	0- 0	NEUTRAL	0- 1	0- 0	0- 1				
5- 10	0- 1	0- 3	CONFERENCE	0- 5	2- 0	3- 1				
4- 3	0- 0	0- 1	HOME	0- 2	1- 0	3- 0				
1- 7	0- 1	0- 2	AWAY	0- 3	1- 0	0- 1				
0- 0	0- 0	0- 0	NEUTRAL	0- 0	0- 0	0- 0				

RPI 1-25			RPI 26-50			RPI 51-100			RPI 101+			Team's RPI: 205
RPI	S	Opponent	Score	RPI	S	Opponent	Score	RPI	S	Opponent	Score	
11	N	Iowa St.	59 85	37	H	Buffalo	84 91	52	N	Butler	63 73	140 A Akron 72 60
24	A	Central Mich.	61 71	39	A	Ohio	44 85	74	A	Kent St.	64 71	140 H Akron 67 60
				48	A	Miami (OH)	58 63	74	H	Kent St.	54 67	160 H Illinois St. 50 41
								86	A	Toledo	43 63	210 H Ball St. 56 53
								99	A	Northern Ill.	60 70	212 A Illinois 66 72
								99	H	Northern Ill.	65 68	223 H Bowling Green 81 74
												268 A Western Mich. 68 71
												268 H Western Mich. 64 61
												284 H Cleveland St. 69 63
												305 N UNC Greensboro 44 49
												333 H Detroit Mercy 60 53
												334 A Purdue Fort Wayne 87 72
												335 A Longwood 64 45
												339 H UIC 52 38
LAST 12 Division I GAMES:												
				99	A	Northern Ill.	60 70	48	A	Miami (OH)	58 63	
				268	A	Western Mich.	68 71	99	H	Northern Ill.	65 68	
				140	H	Akron	67 60	24	A	Central Mich.	61 71	
				210	H	Ball St.	56 53	223	H	Bowling Green	81 74	
				74	H	Kent St.	54 67	39	A	Ohio	44 85	
				86	A	Toledo	43 63	140	A	Akron	72 60	

Non-Div I Games: Northwood 53 39

Eastern Mich.

■ Loss,
■ Non-Conf,
■ S Site,
■ H Home
■ A Away
N Neutral

Average RPI Win:	212	WON-LOST	WINNING	LAST 10	STRENGTH OF	OPP. STRENGTH	TEAM	ADJ.	CONF.	ADJ CONF.
Average RPI Loss:	119	RECORD	PCT. RANK	GAMES	SCHEDULE	OF SCHEDULE	RPI	RPI	RPI	RPI
DIV. I ONLY	8- 16	263	1- 0	82	155	187	187	16	16	
DIV. I NON-CONF.	0- 8	336	0- 0	12	116	221	221	12	12	
TOTALS	RPI 1-25	RPI 26-50	W-L RECORDS	RPI 51-100	RPI 101-150	RPI 150+				
8- 16	0- 2	0- 1	OVERALL	0- 6	2- 4	6- 3				
3- 8	0- 1	0- 0	HOME	0- 3	0- 3	3- 1				
5- 6	0- 0	0- 1	AWAY	0- 3	2- 0	3- 2				
0- 2	0- 1	0- 0	NEUTRAL	0- 0	0- 1	0- 0				
0- 8	0- 2	0- 1	NON-CONFERENCE	0- 3	0- 1	0- 1				
0- 3	0- 1	0- 0	HOME	0- 2	0- 0	0- 0				
0- 3	0- 0	0- 1	AWAY	0- 1	0- 0	0- 1				
0- 2	0- 1	0- 0	NEUTRAL	0- 0	0- 1	0- 0				
8- 8	0- 0	0- 0	CONFERENCE	0- 3	2- 3	6- 2				
3- 5	0- 0	0- 0	HOME	0- 1	0- 3	3- 1				
5- 3	0- 0	0- 0	AWAY	0- 2	2- 0	3- 1				
0- 0	0- 0	0- 0	NEUTRAL	0- 0	0- 0	0- 0				

RPI 1-25				RPI 26-50				RPI 51-100				RPI 101+ Team's RPI: 187			
RPI	S	Opponent	Score	RPI	S	Opponent	Score	RPI	S	Opponent	Score	RPI	S	Opponent	Score
14	H	Gonzaga	51 63	28	A	BYU	65 80	60	A	Boise St.	55 67	112	A	Northern Colo.	76 72
20	N	Oregon St.	45 93					63	H	Utah	51 95	112	H	Northern Colo.	62 67
								89	A	Idaho	68 84	126	H	Portland St.	64 76
								89	H	Idaho	74 75	136	A	Montana St.	89 87
								91	A	Idaho St.	48 63	136	H	Montana St.	47 61
								96	H	Fresno St.	58 68	146	N	UC Riverside	45 57
												169	A	Montana	68 62
												169	H	Montana	67 64
												232	H	Sacramento St.	70 73
												254	A	Northern Ariz.	64 62
												254	H	Northern Ariz.	81 76
												285	A	Southern Utah	63 73
												285	H	Southern Utah	80 66
												316	A	Cal Poly	55 59
												319	A	Weber St.	64 58
LAST 12 Division I GAMES:															
254	H	Northern Ariz.	81 76	254	A	Northern Ariz.	64 62								
285	H	Southern Utah	80 66	285	A	Southern Utah	63 73								
89	H	Idaho	74 75	232	H	Sacramento St.	70 73								
112	A	Northern Colo.	76 72	126	H	Portland St.	64 76								
169	H	Montana	67 64	136	A	Montana St.	89 87								
136	H	Montana St.	47 61	169	A	Montana	68 62								

Non-Div I Games: Eastern Ore. 66 45

Eastern Wash.

Average RPI Win: 240	WON-LOST	WINNING	LAST 10	STRENGTH OF	OPP. STRENGTH	TEAM	ADJ.	CONF.	ADJ CONF.
Average RPI Loss: 113	RECORD	PCT. RANK	GAMES	SCHEDULE	OF SCHEDULE	RPI	RPI	RPI	RPI
DIV. I ONLY	7- 17	278	0- 1	92	166	217	217	10	10
DIV. I NON-CONF.	4- 6	212	0- 0	116	247	185	185	10	10
TOTALS	RPI 1-25	RPI 26-50	W-L RECORDS	RPI 51-100	RPI 101-150	RPI 150+			
7- 17	0- 0	0- 4	OVERALL	0- 2	0- 8	7- 3			
3- 9	0- 0	0- 3	HOME	0- 1	0- 4	3- 1			
4- 8	0- 0	0- 1	AWAY	0- 1	0- 4	4- 2			
0- 0	0- 0	0- 0	NEUTRAL	0- 0	0- 0	0- 0			
4- 6	0- 0	0- 2	NON-CONFERENCE	0- 1	0- 2	4- 1			
2- 3	0- 0	0- 2	HOME	0- 0	0- 1	2- 0			
2- 3	0- 0	0- 0	AWAY	0- 1	0- 1	2- 1			
0- 0	0- 0	0- 0	NEUTRAL	0- 0	0- 0	0- 0			
3- 11	0- 0	0- 2	CONFERENCE	0- 1	0- 6	3- 2			
1- 6	0- 0	0- 1	HOME	0- 1	0- 3	1- 1			
2- 5	0- 0	0- 1	AWAY	0- 0	0- 3	2- 1			
0- 0	0- 0	0- 0	NEUTRAL	0- 0	0- 0	0- 0			

RPI S	Opponent	Score	RPI S	Opponent	Score	RPI S	Opponent	Score	RPI S	Opponent	Score	Team's RPI: 217
31	H North Carolina	69 100	64	H Drexel	44 59	108	A Towson	58 59				
36	A James Madison	30 82	83	A Duke	64 81	108	H Towson	50 59				
36	H James Madison	46 74				115	A Northeastern	71 79				
47	H Auburn	44 96				122	A UNCW	51 76				
						122	H UNCW	70 75				
						134	H Marist	57 61				
						141	A Appalachian St.	62 65				
						148	H Delaware	63 74				
						157	H Davidson	73 72				
						171	A William & Mary	60 65				
						171	H William & Mary	59 64				
						192	H N.C. A&T	73 64				
						199	A Hampton	77 62				
						219	A Hofstra	77 64				
						288	A Col. of Charleston	72 52				
						288	H Col. of Charleston	76 68				
						290	A Winthrop	57 58				
						340	A N.C. Central	83 54				
LAST 12 Division I GAMES:												
108	H Towson	50 59	64	H Drexel	44 59							
36	H James Madison	46 74	36	A James Madison	30 82							
171	H William & Mary	59 64	108	A Towson	58 59							
288	A Col. of Charleston	72 52	171	A William & Mary	60 65							
122	A UNCW	51 76	122	H UNCW	70 75							
148	H Delaware	63 74	288	H Col. of Charleston	76 68							

Non-Div I Games: Chowan 88 74

Elon

Average RPI Win:	309	WON-LOST	WINNING	LAST 10	STRENGTH OF	OPP. STRENGTH	TEAM	ADJ.	CONF.	ADJ CONF.
Average RPI Loss:	179	RECORD	PCT. RANK	GAMES	SCHEDULE	OF SCHEDULE	RPI	RPI	RPI	RPI
DIV. I ONLY	3- 23	340	0- 1	231	260	332	332	13	13	
DIV. I NON-CONF.	2- 9	297	0- 0	334	340	346	346	15	15	
TOTALS	RPI 1-25	RPI 26-50	W-L RECORDS	RPI 51-100	RPI 101-150	RPI 150+				
3- 23	0- 2	0- 0	OVERALL	0- 3	0- 2	3- 16				
2- 10	0- 1	0- 0	HOME	0- 1	0- 0	2- 8				
1- 13	0- 1	0- 0	AWAY	0- 2	0- 2	1- 8				
0- 0	0- 0	0- 0	NEUTRAL	0- 0	0- 0	0- 0				
2- 9	0- 0	0- 0	NON-CONFERENCE	0- 0	0- 2	2- 7				
1- 4	0- 0	0- 0	HOME	0- 0	0- 0	1- 4				
1- 5	0- 0	0- 0	AWAY	0- 0	0- 2	1- 3				
0- 0	0- 0	0- 0	NEUTRAL	0- 0	0- 0	0- 0				
1- 14	0- 2	0- 0	CONFERENCE	0- 3	0- 0	1- 9				
1- 6	0- 1	0- 0	HOME	0- 1	0- 0	1- 4				
0- 8	0- 1	0- 0	AWAY	0- 2	0- 0	0- 5				
0- 0	0- 0	0- 0	NEUTRAL	0- 0	0- 0	0- 0				

RPI 1-25				RPI 26-50				RPI 51-100				RPI 101+ Team's RPI: 332			
RPI	S	Opponent	Score	RPI	S	Opponent	Score	RPI	S	Opponent	Score	RPI	S	Opponent	Score
23	A	Drake	39 66					70	A	Missouri St.	66 88	121	A	Dayton	30 69
23	H	Drake	47 78					90	A	UNI	46 95	131	A	Morehead St.	63 85
								90	H	UNI	46 74	151	A	Southern Ill.	47 67
												156	A	Bradley	63 81
												156	H	Bradley	68 75
												160	A	Illinois St.	59 82
												160	H	Illinois St.	61 72
												183	A	Wisconsin	60 96
												189	H	Indiana St.	69 76
												201	A	Marshall	65 72
												230	H	Southeast Mo. St.	50 54
												239	H	SIUE	45 54
												244	A	Loyola Chicago	56 61
												244	H	Loyola Chicago	51 71
												263	H	Austin Peay	56 52
												269	A	Murray St.	53 81
												314	A	Valparaiso	49 93
												314	H	Valparaiso	77 65
												334	H	Purdue Fort Wayne	66 72
												339	H	UIC	54 62
												350	A	Chicago St.	67 58
LAST 12 Division I GAMES:															
90	A	UNI	46 95	189	H	Indiana St.	69 76								
23	A	Drake	39 66	23	H	Drake	47 78								
244	H	Loyola Chicago	51 71	90	H	UNI	46 74								
314	H	Valparaiso	77 65	314	A	Valparaiso	49 93								
156	A	Bradley	63 81	244	A	Loyola Chicago	56 61								
160	A	Illinois St.	59 82	160	H	Illinois St.	61 72								

Non-Div I Games:

Evansville

■ Loss,
 ■ Non-Conf,
 ■ S Site,
 ■ Home
 ■ A Away
 N Neutral

Average RPI Win:	240	WON-LOST	WINNING	LAST 10	STRENGTH OF	OPP. STRENGTH	TEAM	ADJ.	CONF.	ADJ CONF.
Average RPI Loss:	55	RECORD	PCT. RANK	GAMES	SCHEDULE	OF SCHEDULE	RPI	RPI	RPI	RPI
DIV. I ONLY	21- 4	16	1- 0	215	226	69	69	24	24	
DIV. I NON-CONF.	7- 4	108	0- 0	95	92	77	77	26	26	
TOTALS	RPI 1-25	RPI 26-50	W-L RECORDS	RPI 51-100	RPI 101-150	RPI 150+				
21- 4	0- 1	0- 1	OVERALL	1- 1	1- 1	19- 0				
11- 1	0- 0	0- 0	HOME	0- 0	1- 1	10- 0				
9- 2	0- 0	0- 1	AWAY	0- 1	0- 0	9- 0				
1- 1	0- 1	0- 0	NEUTRAL	1- 0	0- 0	0- 0				
7- 4	0- 1	0- 1	NON-CONFERENCE	1- 1	1- 1	5- 0				
4- 1	0- 0	0- 0	HOME	0- 0	1- 1	3- 0				
2- 2	0- 0	0- 1	AWAY	0- 1	0- 0	2- 0				
1- 1	0- 1	0- 0	NEUTRAL	1- 0	0- 0	0- 0				
14- 0	0- 0	0- 0	CONFERENCE	0- 0	0- 0	14- 0				
7- 0	0- 0	0- 0	HOME	0- 0	0- 0	7- 0				
7- 0	0- 0	0- 0	AWAY	0- 0	0- 0	7- 0				
0- 0	0- 0	0- 0	NEUTRAL	0- 0	0- 0	0- 0				

RPI 1-25				RPI 26-50				RPI 51-100				Team's RPI: 69		RPI 101+			
RPI	S	Opponent	Score	RPI	S	Opponent	Score	RPI	S	Opponent	Score			RPI	S	Opponent	Score
4	N	Stanford	65 88	29	A	South Dakota St.	62 80	71	N	American	90 71			102	H	UAB	60 62
								83	A	Duke	41 57			103	H	Houston	76 71
														159	H	Abilene Christian	81 65
														177	A	North Ala.	68 52
														177	H	North Ala.	76 51
														207	A	Stetson	73 40
														213	A	Liberty	65 64
														213	H	Liberty	68 50
														228	H	Jacksonville	82 58
														229	A	Saint Francis (PA)	83 69
														233	A	Hawaii	73 67
														251	A	North Florida	105 66
														251	H	North Florida	80 48
														297	A	Kennesaw St.	69 46
														297	H	Kennesaw St.	79 48
														313	H	FIU	100 58
														320	A	NJIT	67 35
														320	H	NJIT	61 42
														324	A	Lipscomb	80 46
														324	H	Lipscomb	82 40
														330	H	Coppin St.	93 61
LAST 12 Division I GAMES:																	
				297	H	Kennesaw St.	79 48					228	H	Jacksonville	82 58		
				324	A	Lipscomb	80 46					320	A	NJIT	67 35		
				207	A	Stetson	73 40					251	H	North Florida	80 48		
				320	H	NJIT	61 42					324	H	Lipscomb	82 40		
				213	A	Liberty	65 64					297	A	Kennesaw St.	69 46		
				177	H	North Ala.	76 51					251	A	North Florida	105 66		

Non-Div I Games: Fla. Memorial 99 68 Johnson & Wales (FI109 64

FGCU

■ Loss,
 ■ Non-Conf,
 ■ S Site,
 ■ Home
 ■ A Away
 N Neutral

Average RPI Win:	323	WON-LOST	WINNING	LAST 10	STRENGTH OF	OPP. STRENGTH	TEAM	ADJ.	CONF.	ADJ CONF.
Average RPI Loss:	156	RECORD	PCT. RANK	GAMES	SCHEDULE	OF SCHEDULE	RPI	RPI	RPI	RPI
DIV. I ONLY	5- 21	318	0- 1	168	253	313	313	14	14	
DIV. I NON-CONF.	3- 9	271	0- 1	163	346	311	311	17	17	
TOTALS	RPI 1-25	RPI 26-50	W-L RECORDS	RPI 51-100	RPI 101-150	RPI 150+				
5- 21	0- 1	0- 1	OVERALL	0- 4	0- 4	5- 11				
5- 11	0- 1	0- 0	HOME	0- 2	0- 3	5- 5				
0- 10	0- 0	0- 1	AWAY	0- 2	0- 1	0- 6				
0- 0	0- 0	0- 0	NEUTRAL	0- 0	0- 0	0- 0				
3- 9	0- 1	0- 0	NON-CONFERENCE	0- 2	0- 1	3- 5				
3- 6	0- 1	0- 0	HOME	0- 1	0- 1	3- 3				
0- 3	0- 0	0- 0	AWAY	0- 1	0- 0	0- 2				
0- 0	0- 0	0- 0	NEUTRAL	0- 0	0- 0	0- 0				
2- 12	0- 0	0- 1	CONFERENCE	0- 2	0- 3	2- 6				
2- 5	0- 0	0- 0	HOME	0- 1	0- 2	2- 2				
0- 7	0- 0	0- 1	AWAY	0- 1	0- 1	0- 4				
0- 0	0- 0	0- 0	NEUTRAL	0- 0	0- 0	0- 0				

RPI 1-25			RPI 26-50			RPI 51-100			RPI 101+			Team's RPI: 313
RPI	S	Opponent	Score	RPI	S	Opponent	Score	RPI	S	Opponent	Score	
18	H	Miami (FL)	43 94	34	A	Rice	44 76	59	H	Middle Tenn.	43 49	102 H UAB 59 83
								69	A	FGCU	58 100	118 A Charlotte 54 69
								88	A	Old Dominion	68 95	120 H Western Ky. 82 94
								100	H	South Alabama	77 84	135 H Georgia St. 61 67
												174 A Louisiana Tech 72 90
												176 A North Texas 50 75
												182 A Southern Miss. 57 71
												201 H Marshall 58 86
												206 A Bethune-Cookman 57 68
												215 H Campbell 54 59
												220 H Howard 62 89
												228 H Jacksonville 62 73
												251 A North Florida 53 62
												277 H UTEP 55 60
												304 A Fla. Atlantic 55 77
												304 H Fla. Atlantic 56 49
												307 H UTSA 51 40
												308 H Morgan St. 59 50
												347 H Florida A&M 77 54
												351 H Alcorn 75 40
LAST 12 Division I GAMES:												
100	H	South Alabama	77 84	307	H	UTSA	51 40					
215	H	Campbell	54 59	174	A	Louisiana Tech	72 90					
304	H	Fla. Atlantic	56 49	182	A	Southern Miss.	57 71					
176	A	North Texas	50 75	304	A	Fla. Atlantic	55 77					
34	A	Rice	44 76	201	H	Marshall	58 86					
277	H	UTEP	55 60	120	H	Western Ky.	82 94					

Non-Div I Games: Palm Beach Atl. 63 66

FIU

FairfieldFairfield

Fairfield

Page 85

Ralphie Bickmon				Through Games Of Feb. 17, 1919						
Average RPI Win:	321	WON-LOST	WINNING	LAST 10	STRENGTH OF	OPP. STRENGTH	TEAM	ADJ.	CONF.	ADJ CONF.
Average RPI Loss:	254	RECORD	PCT. RANK	GAMES	SCHEDULE	OF SCHEDULE	RPI	RPI	RPI	RPI
DIV. I ONLY	4- 20	327	0- 1	333	351	348	348	31	31	
DIV. I NON-CONF.	1- 8	322	0- 0	332	350	350	350	31	31	
TOTALS	RPI 1-25	RPI 26-50	W-L RECORDS	RPI 51-100	RPI 101-150	RPI 150+				
4- 20	0- 0	0- 0	OVERALL	0- 0	0- 0	4- 20				
3- 8	0- 0	0- 0	HOME	0- 0	0- 0	3- 8				
1- 12	0- 0	0- 0	AWAY	0- 0	0- 0	1- 12				
0- 0	0- 0	0- 0	NEUTRAL	0- 0	0- 0	0- 0				
1- 8	0- 0	0- 0	NON-CONFERENCE	0- 0	0- 0	1- 8				
1- 2	0- 0	0- 0	HOME	0- 0	0- 0	1- 2				
0- 6	0- 0	0- 0	AWAY	0- 0	0- 0	0- 6				
0- 0	0- 0	0- 0	NEUTRAL	0- 0	0- 0	0- 0				
3- 12	0- 0	0- 0	CONFERENCE	0- 0	0- 0	3- 12				
2- 6	0- 0	0- 0	HOME	0- 0	0- 0	2- 6				
1- 6	0- 0	0- 0	AWAY	0- 0	0- 0	1- 6				
0- 0	0- 0	0- 0	NEUTRAL	0- 0	0- 0	0- 0				

RPI 1-25				RPI 26-50				RPI 51-100				RPI 101+				Team's RPI: 348	
RPI	S	Opponent	Score	RPI	S	Opponent	Score	RPI	S	Opponent	Score	RPI	S	Opponent	Score		
												152	A	Stony Brook	49	63	
												197	A	Robert Morris	49	71	
												197	H	Robert Morris	43	63	
												214	A	Sacred Heart	62	68	
												214	H	Sacred Heart	63	82	
												220	H	Howard	58	79	
												229	A	Saint Francis (PA)	64	75	
												229	H	Saint Francis (PA)	65	77	
												238	H	Mt. St. Mary's	47	63	
												245	A	Colgate	52	71	
												250	A	Binghamton	54	73	
												264	A	St. Francis Brooklyn	61	73	
												264	H	St. Francis Brooklyn	53	64	
												280	A	Army West Point	40	62	
												292	A	Air Force	37	85	
												299	A	Bryant	48	68	
												299	H	Bryant	63	53	
												310	A	Wagner	59	71	
												310	H	Wagner	44	60	
												318	H	Central Conn. St.	74	67	
												320	H	NJIT	64	43	
												325	H	Lafayette	57	63	
												341	A	Saint Peter's	58	75	
												346	A	LIU Brooklyn	69	52	
LAST 12 Division I GAMES:																	
				214	H	Sacred Heart	63	82				197	H	Robert Morris	43	63	
				310	H	Wagner	44	60				299	H	Bryant	63	53	
				299	A	Bryant	48	68				264	H	St. Francis Brooklyn	53	64	
				229	H	Saint Francis (PA)	65	77				238	H	Mt. St. Mary's	47	63	
				214	A	Sacred Heart	62	68				346	A	LIU Brooklyn	69	52	
				264	A	St. Francis Brooklyn	61	73				310	A	Wagner	59	71	

Non-Div I Games:	Georgian Court	70	45	Rutgers-Newark	97	51
------------------	----------------	----	----	----------------	----	----

Fairleigh Dickinson

Loss, Non-Conf, S Site, H Home A Away N Neutral

Average RPI Win:	298	WON-LOST	WINNING	LAST 10	STRENGTH OF	OPP. STRENGTH	TEAM	ADJ.	CONF.	ADJ CONF.
Average RPI Loss:	157	RECORD	PCT. RANK	GAMES	SCHEDULE	OF SCHEDULE	RPI	RPI	RPI	RPI
DIV. I ONLY	5- 22	321	0- 1	164	206	304	304	14	14	
DIV. I NON-CONF.	3- 10	278	0- 1	160	314	287	287	17	17	
TOTALS	RPI 1-25	RPI 26-50	W-L RECORDS	RPI 51-100	RPI 101-150	RPI 150+				
5- 22	0- 0	0- 2	OVERALL	0- 3	0- 4	5- 13				
4- 11	0- 0	0- 0	HOME	0- 1	0- 3	4- 7				
1- 11	0- 0	0- 2	AWAY	0- 2	0- 1	1- 6				
0- 0	0- 0	0- 0	NEUTRAL	0- 0	0- 0	0- 0				
3- 10	0- 0	0- 1	NON-CONFERENCE	0- 1	0- 1	3- 7				
2- 6	0- 0	0- 0	HOME	0- 0	0- 1	2- 5				
1- 4	0- 0	0- 1	AWAY	0- 1	0- 0	1- 2				
0- 0	0- 0	0- 0	NEUTRAL	0- 0	0- 0	0- 0				
2- 12	0- 0	0- 1	CONFERENCE	0- 2	0- 3	2- 6				
2- 5	0- 0	0- 0	HOME	0- 1	0- 2	2- 2				
0- 7	0- 0	0- 1	AWAY	0- 1	0- 1	0- 4				
0- 0	0- 0	0- 0	NEUTRAL	0- 0	0- 0	0- 0				

RPI S	Opponent	Score	RPI S	Opponent	Score	RPI S	Opponent	Score	RPI S	Opponent	Score	Team's RPI: 304
34	A Rice	63	35	A Rice	63	59	H Middle Tenn.	74	102	H UAB	89	
40	A Michigan St.	89	40	A Michigan St.	89	67	A Little Rock	61	118	A Charlotte	68	
						88	A Old Dominion	87	120	H Western Ky.	81	
									135	H Georgia St.	75	
									156	H Bradley	80	
									165	A Tulane	88	
									174	A Louisiana Tech	86	
									176	A North Texas	82	
									179	H Saint Louis	93	
									182	A Southern Miss.	67	
									192	H N.C. A&T	67	
									199	H Hampton	72	
									201	H Marshall	72	
									216	A Furman	73	
									268	H Western Mich.	69	
									271	A Siena	66	
									276	H Richmond	55	
									277	H UTEP	70	
									307	H UTSA	70	
									313	A FIU	56	
									313	H FIU	55	
									325	H Lafayette	49	
LAST 12 Division I GAMES:												
179	H Saint Louis	61	93	277	H UTEP	44	70					
156	H Bradley	59	80	182	A Southern Miss.	45	67					
313	A FIU	49	56	174	A Louisiana Tech	55	86					
34	A Rice	35	63	313	H FIU	77	55					
176	A North Texas	62	82	120	H Western Ky.	50	81					
307	H UTSA	86	70	201	H Marshall	67	72					

Non-Div I Games:

Fla. Atlantic

Average RPI Win:	194	WON-LOST	WINNING	LAST 10	STRENGTH OF	OPP. STRENGTH	TEAM	ADJ.	CONF.	ADJ CONF.
Average RPI Loss:	86	RECORD	PCT. RANK	GAMES	SCHEDULE	OF SCHEDULE	RPI	RPI	RPI	RPI
DIV. I ONLY	6- 21	309	0- 1	37	68	218	218	4	4	
DIV. I NON-CONF.	4- 9	252	0- 1	130	183	256	256	5	5	
TOTALS	RPI 1-25	RPI 26-50	W-L RECORDS	RPI 51-100	RPI 101-150	RPI 150+				
6- 21	0- 6	1- 2	OVERALL	0- 6	2- 3	3- 4				
6- 8	0- 3	1- 1	HOME	0- 1	2- 2	3- 1				
0- 12	0- 3	0- 1	AWAY	0- 4	0- 1	0- 3				
0- 1	0- 0	0- 0	NEUTRAL	0- 1	0- 0	0- 0				
4- 9	0- 1	0- 0	NON-CONFERENCE	0- 3	1- 2	3- 3				
4- 3	0- 0	0- 0	HOME	0- 0	1- 2	3- 1				
0- 5	0- 1	0- 0	AWAY	0- 2	0- 0	0- 2				
0- 1	0- 0	0- 0	NEUTRAL	0- 1	0- 0	0- 0				
2- 12	0- 5	1- 2	CONFERENCE	0- 3	1- 1	0- 1				
2- 5	0- 3	1- 1	HOME	0- 1	1- 0	0- 0				
0- 7	0- 2	0- 1	AWAY	0- 2	0- 1	0- 1				
0- 0	0- 0	0- 0	NEUTRAL	0- 0	0- 0	0- 0				

RPI	S	Opponent	Score	RPI	S	Opponent	Score	RPI	S	Opponent	Score	RPI	S	Opponent	Score	Team's RPI: 218
9	H	Mississippi St.	42 90	30	H	Missouri	58 56	53	A	Indiana	64 83	111	H	Northwestern	74 83	
15	A	Kentucky	51 62	44	A	Tennessee	50 67	63	N	Utah	58 74	115	H	Northeastern	66 79	
17	A	South Carolina	40 71	47	H	Auburn	56 64	66	A	LSU	51 69	144	H	Texas Tech	72 67	
17	H	South Carolina	77 96					78	A	Ohio St.	41 46	145	A	Alabama	67 74	
21	A	Florida St.	56 63					87	H	Arkansas	73 83	145	H	Alabama	57 55	
22	H	Texas A&M	62 80					98	A	Georgia	58 93	153	A	Mercer	82 92	
												200	A	UNLV	53 56	
												204	A	Ole Miss	66 76	
												206	H	Bethune-Cookman	64 53	
												247	H	Gardner-Webb	58 60	
												294	H	Charleston So.	70 60	
												347	H	Florida A&M	62 38	
LAST 12 Division I GAMES:																
200	A	UNLV	53 56	15	A	Kentucky	51 62									
22	H	Texas A&M	62 80	44	A	Tennessee	50 67									
66	A	LSU	51 69	87	H	Arkansas	73 83									
17	H	South Carolina	77 96	9	H	Mississippi St.	42 90									
98	A	Georgia	58 93	204	A	Ole Miss	66 76									
145	H	Alabama	57 55	30	H	Missouri	58 56									

Non-Div I Games:

Florida

■ Loss,
 ■ Non-Conf, S Site,
 ■ Home
 ■ Away
 N Neutral

Florida A&M

Through Games Of Feb. 27, 2019

Average RPI Win:	247	WON-LOST	WINNING	LAST 10	STRENGTH OF	OPP. STRENGTH	TEAM	ADJ.	CONF.	ADJ CONF.
Average RPI Loss:	236	RECORD	PCT. RANK	GAMES	SCHEDULE	OF SCHEDULE	RPI	RPI	RPI	RPI
DIV. I ONLY	3- 22	339	0- 1	324	336	347	347	32	32	
DIV. I NON-CONF.	1- 10	330	0- 1	261	181	337	337	32	32	
TOTALS	RPI 1-25	RPI 26-50	W-L RECORDS	RPI 51-100	RPI 101-150	RPI 150+				
3- 22	0- 1	1- 1	OVERALL	0- 0	0- 0	2- 20				
2- 8	0- 0	1- 0	HOME	0- 0	0- 0	1- 8				
1- 11	0- 1	0- 1	AWAY	0- 0	0- 0	1- 9				
0- 3	0- 0	0- 0	NEUTRAL	0- 0	0- 0	0- 3				
1- 10	0- 1	1- 1	NON-CONFERENCE	0- 0	0- 0	0- 8				
1- 1	0- 0	1- 0	HOME	0- 0	0- 0	0- 1				
0- 6	0- 1	0- 1	AWAY	0- 0	0- 0	0- 4				
0- 3	0- 0	0- 0	NEUTRAL	0- 0	0- 0	0- 3				
2- 12	0- 0	0- 0	CONFERENCE	0- 0	0- 0	2- 12				
1- 7	0- 0	0- 0	HOME	0- 0	0- 0	1- 7				
1- 5	0- 0	0- 0	AWAY	0- 0	0- 0	1- 5				
0- 0	0- 0	0- 0	NEUTRAL	0- 0	0- 0	0- 0				

RPI 1-25				RPI 26-50				RPI 51-100				RPI 101+ Team's RPI: 347			
RPI	S	Opponent	Score	RPI	S	Opponent	Score	RPI	S	Opponent	Score	RPI	S	Opponent	Score
18	A	Miami (FL)	54 103	44	A	Tennessee	31 96					165	N	Tulane	34 78
				48	H	Miami (OH)	57 56					191	H	UMES	36 68
												192	H	N.C. A&T	48 56
												202	H	Jacksonville St.	31 62
												206	H	Bethune-Cookman	50 52
												207	A	Stetson	44 69
												218	A	Florida	38 62
												220	A	Howard	68 74
												220	H	Howard	59 81
												251	A	North Florida	53 64
												265	A	Norfolk St.	58 60
												265	H	Norfolk St.	45 69
												268	N	Western Mich.	50 69
												301	A	South Carolina St.	48 61
												308	A	Morgan St.	71 75
												313	A	FIU	54 77
												322	N	Omaha	50 57
												330	A	Coppin St.	53 73
												340	H	N.C. Central	57 64
												343	H	Delaware St.	57 52
												349	A	Savannah St.	60 55
												349	H	Savannah St.	50 54
LAST 12 Division I GAMES:															
				322	N	Omaha	50 57					340	H	N.C. Central	57 64
				206	H	Bethune-Cookman	50 52					192	H	N.C. A&T	48 56
				301	A	South Carolina St.	48 61					308	A	Morgan St.	71 75
				349	A	Savannah St.	60 55					330	A	Coppin St.	53 73
				265	H	Norfolk St.	45 69					343	H	Delaware St.	57 52
				220	H	Howard	59 81					191	H	UMES	36 68

Non-Div I Games: Edward Waters 70 64

Florida A&M

Loss, Non-Conf, S Site, H Home A Away N Neutral

Average RPI Win:	124	WON-LOST	WINNING	LAST 10	STRENGTH OF	OPP. STRENGTH	TEAM	ADJ.	CONF.	ADJ CONF.
Average RPI Loss:	29	RECORD	PCT. RANK	GAMES	SCHEDULE	OF SCHEDULE	RPI	RPI	RPI	RPI
DIV. I ONLY	21- 6	34	1- 0	38	15	21	21	1	1	
DIV. I NON-CONF.	12- 1	11	1- 0	143	84	30	30	1	1	
TOTALS	RPI 1-25	RPI 26-50	W-L RECORDS	RPI 51-100	RPI 101-150	RPI 150+				
21- 6	3- 3	1- 2	OVERALL	4- 1	7- 0	6- 0				
12- 3	2- 1	0- 1	HOME	2- 1	5- 0	3- 0				
7- 3	0- 2	1- 1	AWAY	2- 0	2- 0	2- 0				
2- 0	1- 0	0- 0	NEUTRAL	0- 0	0- 0	1- 0				
12- 1	1- 0	0- 0	NON-CONFERENCE	1- 1	4- 0	6- 0				
7- 1	0- 0	0- 0	HOME	1- 1	3- 0	3- 0				
3- 0	0- 0	0- 0	AWAY	0- 0	1- 0	2- 0				
2- 0	1- 0	0- 0	NEUTRAL	0- 0	0- 0	1- 0				
9- 5	2- 3	1- 2	CONFERENCE	3- 0	3- 0	0- 0				
5- 2	2- 1	0- 1	HOME	1- 0	2- 0	0- 0				
4- 3	0- 2	1- 1	AWAY	2- 0	1- 0	0- 0				
0- 0	0- 0	0- 0	NEUTRAL	0- 0	0- 0	0- 0				

RPI S	Opponent	Score	RPI S	Opponent	Score	RPI S	Opponent	Score	RPI S	Opponent	Score
1	A Notre Dame	70 97	31	A North Carolina	64 63	58	A Virginia Tech	56 54	104	A St. John's (NY)	57 53
3	H Louisville	49 68	42	A Clemson	68 73	66	H LSU	45 58	105	H Creighton	71 52
7	H NC State	75 70	42	H Clemson	45 57	83	H Duke	66 62	117	A Boston College	91 71
8	N Iowa	71 67				95	A Virginia	63 61	125	H Pittsburgh	78 46
18	A Miami (FL)	54 64				97	H Troy	103 67	127	H Penn St.	87 58
18	H Miami (FL)	62 58							128	H Wake Forest	85 61
									135	H Georgia St.	79 43
									153	A Mercer	57 56
									194	A Milwaukee	87 62
									218	H Florida	63 56
									228	H Jacksonville	79 46
									251	H North Florida	74 53
									327	N Eastern Ky.	62 45
LAST 12 Division I GAMES:											
8	N Iowa	71 67	128	H Wake Forest	85 61						
18	A Miami (FL)	54 64	18	H Miami (FL)	62 58						
125	H Pittsburgh	78 46	58	A Virginia Tech	56 54						
42	A Clemson	68 73	3	H Louisville	49 68						
1	A Notre Dame	70 97	83	H Duke	66 62						
7	H NC State	75 70	117	A Boston College	91 71						

Non-Div I Games:

Florida St.

■ Loss,
 ■ Non-Conf, S Site,
 ■ Home
 ■ Away
 N Neutral

Average RPI Win: 201	WON-LOST	WINNING	LAST 10	STRENGTH OF	OPP. STRENGTH	TEAM	ADJ.	CONF.	ADJ CONF.
Average RPI Loss: 109	RECORD	PCT. RANK	GAMES	SCHEDULE	OF SCHEDULE	RPI	RPI	RPI	RPI
DIV. I ONLY	21- 8	59	1- 0	224	101	109	109	17	17
DIV. I NON-CONF.	9- 5	104	1- 0	256	23	143	143	16	16
TOTALS	RPI 1-25	RPI 26-50	W-L RECORDS	RPI 51-100	RPI 101-150	RPI 150+			
21- 8	0- 0	0- 1	OVERALL	2- 1	3- 5	16- 1			
12- 3	0- 0	0- 0	HOME	2- 0	3- 2	7- 1			
7- 4	0- 0	0- 0	AWAY	0- 1	0- 3	7- 0			
2- 1	0- 0	0- 1	NEUTRAL	0- 0	0- 0	2- 0			
9- 5	0- 0	0- 1	NON-CONFERENCE	2- 1	1- 3	6- 0			
6- 1	0- 0	0- 0	HOME	2- 0	1- 1	3- 0			
1- 3	0- 0	0- 0	AWAY	0- 1	0- 2	1- 0			
2- 1	0- 0	0- 1	NEUTRAL	0- 0	0- 0	2- 0			
12- 3	0- 0	0- 0	CONFERENCE	0- 0	2- 2	10- 1			
6- 2	0- 0	0- 0	HOME	0- 0	2- 1	4- 1			
6- 1	0- 0	0- 0	AWAY	0- 0	0- 1	6- 0			
0- 0	0- 0	0- 0	NEUTRAL	0- 0	0- 0	0- 0			

RPI 1-25				RPI 26-50				RPI 51-100				RPI 101+				Team's RPI: 109	
RPI	S	Opponent	Score	RPI	S	Opponent	Score	RPI	S	Opponent	Score	RPI	S	Opponent	Score		
				27	N	Texas	54 72	59	H	Middle Tenn.	61 49	107	H	VCU	44 47		
								61	H	Maine	72 64	115	A	Northeastern	54 58		
								94	A	Georgetown	38 58	118	H	Charlotte	71 64		
												121	A	Dayton	50 72		
												121	H	Dayton	57 48		
												125	A	Pittsburgh	62 65		
												127	H	Penn St.	55 72		
												137	H	Duquesne	57 46		
												155	N	Washington	65 57		
												157	A	Davidson	58 42		
												157	H	Davidson	56 60		
												179	A	Saint Louis	56 53		
												179	H	Saint Louis	54 51		
												195	A	George Washington	50 38		
												196	H	George Mason	64 53		
												210	N	Ball St.	78 70		
												226	H	Massachusetts	76 64		
												234	H	Columbia	68 49		
												248	A	Rhode Island	56 38		
												260	A	St. Bonaventure	53 44		
												276	H	Richmond	60 48		
												282	H	Manhattan	65 61		
												287	A	La Salle	65 54		
												310	H	Wagner	80 59		
												329	A	Iona	57 40		
LAST 12 Division I GAMES:																	
				59	H	Middle Tenn.	61 49	157	A	Davidson	58 42						
				27	N	Texas	54 72	196	H	George Mason	64 53						
				155	N	Washington	65 57	179	H	Saint Louis	54 51						
				121	H	Dayton	57 48	137	H	Duquesne	57 46						
				226	H	Massachusetts	76 64	287	A	La Salle	65 54						
				260	A	St. Bonaventure	53 44	157	H	Davidson	56 60						

Non-Div I Games:

Fordham

■ Loss,
 ■ Non-Conf,
 S Site,
 ■ Home
 ■ Away
 N Neutral

Average RPI Win:	203	WON-LOST	WINNING	LAST 10	STRENGTH OF	OPP. STRENGTH	TEAM	ADJ.	CONF.	ADJ CONF.
Average RPI Loss:	89	RECORD	PCT. RANK	GAMES	SCHEDULE	OF SCHEDULE	RPI	RPI	RPI	RPI
DIV. I ONLY	16- 9	96	1- 0	130	112	96	96	15	15	
DIV. I NON-CONF.	5- 4	139	0- 0	177	47	112	112	13	13	
TOTALS	RPI 1-25	RPI 26-50	W-L RECORDS	RPI 51-100	RPI 101-150	RPI 150+				
16- 9	0- 1	0- 2	OVERALL	3- 4	0- 0	13- 2				
9- 3	0- 0	0- 0	HOME	2- 2	0- 0	7- 1				
7- 6	0- 1	0- 2	AWAY	1- 2	0- 0	6- 1				
0- 0	0- 0	0- 0	NEUTRAL	0- 0	0- 0	0- 0				
5- 4	0- 1	0- 2	NON-CONFERENCE	1- 0	0- 0	4- 1				
4- 0	0- 0	0- 0	HOME	1- 0	0- 0	3- 0				
1- 4	0- 1	0- 2	AWAY	0- 0	0- 0	1- 1				
0- 0	0- 0	0- 0	NEUTRAL	0- 0	0- 0	0- 0				
11- 5	0- 0	0- 0	CONFERENCE	2- 4	0- 0	9- 1				
5- 3	0- 0	0- 0	HOME	1- 2	0- 0	4- 1				
6- 2	0- 0	0- 0	AWAY	1- 2	0- 0	5- 0				
0- 0	0- 0	0- 0	NEUTRAL	0- 0	0- 0	0- 0				

RPI 1-25				RPI 26-50				RPI 51-100				Team's RPI: 96		RPI 101+			
RPI	S	Opponent	Score	RPI	S	Opponent	Score	RPI	S	Opponent	Score			RPI	S	Opponent	Score
19	A	Arizona St.	52 68	32	A	UCLA	80 89	54	A	New Mexico	73 82			167	H	Santa Clara	80 53
				46	A	Southern California	61 62	54	H	New Mexico	77 70			184	A	Utah St.	64 53
								56	A	Wyoming	66 64			184	H	Utah St.	70 59
								56	H	Wyoming	56 63			187	A	Eastern Wash.	68 58
								60	A	Boise St.	76 83			194	H	Milwaukee	65 48
								60	H	Boise St.	60 72			200	H	UNLV	73 55
								92	H	UT Arlington	70 61			224	A	Nevada	79 63
														224	H	Nevada	41 57
														240	A	San Diego St.	87 81
														254	A	Northern Ariz.	73 86
														274	A	Colorado St.	66 55
														274	H	Colorado St.	57 54
														292	A	Air Force	77 70
														302	H	San Jose St.	77 48
														316	H	Cal Poly	76 58
LAST 12 Division I GAMES:																	
				56	A	Wyoming	66 64					184	A	Utah St.	64 53		
				224	H	Nevada	41 57					54	A	New Mexico	73 82		
				292	A	Air Force	77 70					56	H	Wyoming	56 63		
				54	H	New Mexico	77 70					274	H	Colorado St.	57 54		
				60	A	Boise St.	76 83					240	A	San Diego St.	87 81		
				200	H	UNLV	73 55					60	H	Boise St.	60 72		

Non-Div I Games: Stanislaus St. 86 51 Fresno Pacific 90 51

Fresno St.

■ Loss,
 ■ Non-Conf, S Site,
 ■ Home
 ■ Away
 N Neutral

Average RPI Win:	283	WON-LOST	WINNING	LAST 10	STRENGTH OF	OPP. STRENGTH	TEAM	ADJ.	CONF.	ADJ CONF.
Average RPI Loss:	155	RECORD	PCT. RANK	GAMES	SCHEDULE	OF SCHEDULE	RPI	RPI	RPI	RPI
DIV. I ONLY	15- 10	117	0- 1	338	232	216	216	28	28	
DIV. I NON-CONF.	7- 6	153	0- 0	269	231	207	207	24	24	
TOTALS	RPI 1-25	RPI 26-50	W-L RECORDS	RPI 51-100	RPI 101-150	RPI 150+				
15- 10	0- 2	0- 0	OVERALL	0- 2	0- 0	15- 6				
11- 2	0- 0	0- 0	HOME	0- 1	0- 0	11- 1				
3- 7	0- 2	0- 0	AWAY	0- 1	0- 0	3- 4				
1- 1	0- 0	0- 0	NEUTRAL	0- 0	0- 0	1- 1				
7- 6	0- 2	0- 0	NON-CONFERENCE	0- 2	0- 0	7- 2				
5- 1	0- 0	0- 0	HOME	0- 1	0- 0	5- 0				
1- 4	0- 2	0- 0	AWAY	0- 1	0- 0	1- 1				
1- 1	0- 0	0- 0	NEUTRAL	0- 0	0- 0	1- 1				
8- 4	0- 0	0- 0	CONFERENCE	0- 0	0- 0	8- 4				
6- 1	0- 0	0- 0	HOME	0- 0	0- 0	6- 1				
2- 3	0- 0	0- 0	AWAY	0- 0	0- 0	2- 3				
0- 0	0- 0	0- 0	NEUTRAL	0- 0	0- 0	0- 0				

RPI	S	Opponent	Score	RPI	S	Opponent	Score	RPI	S	Opponent	Score	RPI	S	Opponent	Score	Team's RPI: 216
9	A	Mississippi St.	41 106					59	H	Middle Tenn.	71 78	153	H	Mercer	60 75	
17	A	South Carolina	53 66					98	A	Georgia	38 61	162	A	Chattanooga	53 73	
												162	H	Chattanooga	61 54	
												188	H	UNC Asheville	58 47	
												235	N	Western Ill.	78 85	
												247	H	Gardner-Webb	70 57	
												256	A	ETSU	70 75	
												256	H	ETSU	57 55	
												262	A	Wofford	75 84	
												262	H	Wofford	63 50	
												286	H	Samford	57 36	
												288	A	Col. of Charleston	70 67	
												293	N	Fairfield	77 70	
												297	A	Kennesaw St.	63 74	
												304	H	Fla. Atlantic	73 57	
												305	A	UNC Greensboro	59 49	
												305	H	UNC Greensboro	64 61	
												331	H	Presbyterian	76 68	
												338	A	Western Caro.	53 28	
												338	H	Western Caro.	65 55	
												342	H	USC Upstate	78 67	
LAST 12 Division I GAMES:																
262	A	Wofford	75 84	286	H	Samford	57 36									
256	H	ETSU	57 55	262	H	Wofford	63 50									
162	H	Chattanooga	61 54	162	A	Chattanooga	53 73									
305	A	UNC Greensboro	59 49	256	A	ETSU	70 75									
338	A	Western Caro.	53 28	338	H	Western Caro.	65 55									
153	H	Mercer	60 75	305	H	UNC Greensboro	64 61									

Non-Div I Games: Coker

71 42

North Greenville 74

78

Furman

■ Loss,
 ■ Non-Conf,
 ■ S Site,
 ■ H Home
 ■ A Away
 N Neutral

Ga. Southern

Through Games Of Feb. 27, 2019

Average RPI Win:	268	WON-LOST	WINNING	LAST 10	STRENGTH OF	OPP. STRENGTH	TEAM	ADJ.	CONF.	ADJ CONF.
Average RPI Loss:	163	RECORD	PCT. RANK	GAMES	SCHEDULE	OF SCHEDULE	RPI	RPI	RPI	RPI
DIV. I ONLY	6- 19	300	0- 1	147	302	283	283	12	12	
DIV. I NON-CONF.	4- 6	212	0- 0	192	349	226	226	14	14	
TOTALS	RPI 1-25	RPI 26-50	W-L RECORDS	RPI 51-100	RPI 101-150	RPI 150+				
6- 19	0- 0	0- 0	OVERALL	0- 8	0- 2	6- 9				
3- 10	0- 0	0- 0	HOME	0- 3	0- 2	3- 5				
3- 9	0- 0	0- 0	AWAY	0- 5	0- 0	3- 4				
0- 0	0- 0	0- 0	NEUTRAL	0- 0	0- 0	0- 0				
4- 6	0- 0	0- 0	NON-CONFERENCE	0- 2	0- 0	4- 4				
2- 2	0- 0	0- 0	HOME	0- 0	0- 0	2- 2				
2- 4	0- 0	0- 0	AWAY	0- 2	0- 0	2- 2				
0- 0	0- 0	0- 0	NEUTRAL	0- 0	0- 0	0- 0				
2- 13	0- 0	0- 0	CONFERENCE	0- 6	0- 2	2- 5				
1- 8	0- 0	0- 0	HOME	0- 3	0- 2	1- 3				
1- 5	0- 0	0- 0	AWAY	0- 3	0- 0	1- 2				
0- 0	0- 0	0- 0	NEUTRAL	0- 0	0- 0	0- 0				

RPI S	Opponent	Score	RPI S	Opponent	Score	RPI S	Opponent	Score	RPI S	Opponent	Score	Team's RPI: 283
						58	A Virginia Tech	49 78	135	H Georgia St.	66 83	
						92	A UT Arlington	48 81	141	H Appalachian St.	52 70	
						92	H UT Arlington	53 74	152	A Stony Brook	43 72	
						97	A Troy	78 100	153	H Mercer	72 79	
						97	H Troy	81 97	163	H Coastal Caro.	73 76	
						98	A Georgia	38 81	168	A Texas St.	65 55	
						100	A South Alabama	60 73	168	H Texas St.	52 64	
						100	H South Alabama	53 69	206	H Bethune-Cookman	77 76	
									261	A Louisiana	48 59	
									261	H Louisiana	79 71	
									262	H Wofford	65 81	
									290	H Winthrop	64 55	
									297	A Kennesaw St.	59 78	
									315	A La.-Monroe	57 58	
									315	H La.-Monroe	62 80	
									331	A Presbyterian	69 68	
									349	A Savannah St.	82 71	
LAST 12 Division I GAMES:												
			141	H Appalachian St.	52 70				135	H Georgia St.	66 83	
			163	H Coastal Caro.	73 76				168	A Texas St.	65 55	
			97	A Troy	78 100				92	A UT Arlington	48 81	
			100	A South Alabama	60 73				100	H South Alabama	53 69	
			315	H La.-Monroe	62 80				97	H Troy	81 97	
			261	H Louisiana	79 71				261	A Louisiana	48 59	

Non-Div I Games: Coastal Ga. 68 46

Ga. Southern

■ Loss,
 ■ Non-Conf, S Site,
 ■ Home
 ■ Away
 N Neutral

Average RPI Win:	264	WON-LOST	WINNING	LAST 10	STRENGTH OF	OPP. STRENGTH	TEAM	ADJ.	CONF.	ADJ CONF.
Average RPI Loss:	194	RECORD	PCT. RANK	GAMES	SCHEDULE	OF SCHEDULE	RPI	RPI	RPI	RPI
DIV. I ONLY	11- 14	211	0- 1	266	318	247	247	27	27	
DIV. I NON-CONF.	3- 6	241	0- 0	205	303	233	233	29	29	
TOTALS	RPI 1-25	RPI 26-50	W-L RECORDS	RPI 51-100	RPI 101-150	RPI 150+				
11- 14	0- 0	0- 0	OVERALL	0- 2	0- 4	11- 8				
6- 5	0- 0	0- 0	HOME	0- 0	0- 2	6- 3				
5- 9	0- 0	0- 0	AWAY	0- 2	0- 2	5- 5				
0- 0	0- 0	0- 0	NEUTRAL	0- 0	0- 0	0- 0				
3- 6	0- 0	0- 0	NON-CONFERENCE	0- 1	0- 2	3- 3				
1- 2	0- 0	0- 0	HOME	0- 0	0- 1	1- 1				
2- 4	0- 0	0- 0	AWAY	0- 1	0- 1	2- 2				
0- 0	0- 0	0- 0	NEUTRAL	0- 0	0- 0	0- 0				
8- 8	0- 0	0- 0	CONFERENCE	0- 1	0- 2	8- 5				
5- 3	0- 0	0- 0	HOME	0- 0	0- 1	5- 2				
3- 5	0- 0	0- 0	AWAY	0- 1	0- 1	3- 3				
0- 0	0- 0	0- 0	NEUTRAL	0- 0	0- 0	0- 0				

RPI 1-25			RPI 26-50			RPI 51-100				RPI 101+			Team's RPI: 247		
RPI	S	Opponent	Score	RPI	S	Opponent	Score	RPI	S	Opponent	Score	RPI	S	Opponent	Score
								64	A	Drexel	48 65	124	A	High Point	70 78
								80	A	Radford	69 79	124	H	High Point	61 78
												131	H	Morehead St.	69 84
												148	A	Delaware	45 69
												157	H	Davidson	54 49
												188	H	UNC Asheville	69 59
												199	A	Hampton	80 82
												199	H	Hampton	68 46
												215	A	Campbell	52 38
												215	H	Campbell	63 69
												216	A	Furman	57 70
												218	A	Florida	60 58
												238	H	Mt. St. Mary's	62 69
												262	A	Wofford	53 59
												290	A	Winthrop	65 52
												290	H	Winthrop	62 64
												294	A	Charleston So.	58 66
												294	H	Charleston So.	75 65
												331	A	Presbyterian	66 58
												335	A	Longwood	79 85
												335	H	Longwood	80 78
												338	A	Western Caro.	62 52
												342	H	USC Upstate	92 72
LAST 12 Division I GAMES:															
294	A	Charleston So.	58 66	80	A	Radford	69 79								
124	A	High Point	70 78	335	A	Longwood	79 85								
199	H	Hampton	68 46	294	H	Charleston So.	75 65								
215	H	Campbell	63 69	199	A	Hampton	80 82								
290	A	Winthrop	65 52	342	H	USC Upstate	92 72								
335	H	Longwood	80 78	290	H	Winthrop	62 64								

Non-Div I Games: Converse 79 51 Pfeiffer 82 46 Warren Wilson 100 37

Gardner-Webb

George Mason

Through Games Of Feb. 27, 2019

Average RPI Win:	238	WON-LOST	WINNING	LAST 10	STRENGTH OF	OPP. STRENGTH	TEAM	ADJ.	CONF.	ADJ CONF.
Average RPI Loss:	159	RECORD	PCT. RANK	GAMES	SCHEDULE	OF SCHEDULE	RPI	RPI	RPI	RPI
DIV. I ONLY	16- 12	135	1- 0	315	160	196	196	17	17	
DIV. I NON-CONF.	8- 5	119	0- 0	310	194	184	184	16	16	
TOTALS	RPI 1-25	RPI 26-50	W-L RECORDS	RPI 51-100	RPI 101-150	RPI 150+				
16- 12	0- 0	0- 0	OVERALL	0- 1	2- 5	14- 6				
10- 4	0- 0	0- 0	HOME	0- 0	2- 3	8- 1				
6- 8	0- 0	0- 0	AWAY	0- 1	0- 2	6- 5				
0- 0	0- 0	0- 0	NEUTRAL	0- 0	0- 0	0- 0				
8- 5	0- 0	0- 0	NON-CONFERENCE	0- 1	1- 2	7- 2				
5- 1	0- 0	0- 0	HOME	0- 0	1- 1	4- 0				
3- 4	0- 0	0- 0	AWAY	0- 1	0- 1	3- 2				
0- 0	0- 0	0- 0	NEUTRAL	0- 0	0- 0	0- 0				
8- 7	0- 0	0- 0	CONFERENCE	0- 0	1- 3	7- 4				
5- 3	0- 0	0- 0	HOME	0- 0	1- 2	4- 1				
3- 4	0- 0	0- 0	AWAY	0- 0	0- 1	3- 3				
0- 0	0- 0	0- 0	NEUTRAL	0- 0	0- 0	0- 0				

RPI 1-25				RPI 26-50				RPI 51-100				RPI 101+ Team's RPI: 196					
RPI	S	Opponent	Score	RPI	S	Opponent	Score	RPI	S	Opponent	Score	RPI	S	Opponent	Score		
								71	A	American	71	86	103	H	Houston	56	66
													107	H	VCU	38	62
													109	A	Fordham	53	64
													121	H	Dayton	54	51
													137	H	Duquesne	57	60
													148	A	Kansas	56	77
													148	H	Delaware	72	46
													155	A	Washington	52	81
													157	A	Davidson	59	67
													179	A	Saint Louis	53	60
													191	H	UMES	70	49
													195	A	George Washington	64	60
													195	H	George Washington	61	46
													220	A	Howard	59	73
													226	A	Massachusetts	70	52
													236	A	UMKC	91	84
													237	H	Saint Joseph's	68	59
													245	H	Colgate	64	61
													248	H	Rhode Island	75	69
													260	A	St. Bonaventure	55	64
													260	H	St. Bonaventure	57	68
													276	A	Richmond	67	52
													287	H	La Salle	59	42
													288	H	Col. of Charleston	66	52
													292	A	Air Force	78	71
													296	H	Loyola Maryland	70	38
LAST 12 Division I GAMES:																	
237	H	Saint Joseph's	68	59	195	H	George Washington	61	46	276	A	Richmond	67	52			
121	H	Dayton	54	51	260	A	St. Bonaventure	55	64	287	H	La Salle	59	42			
276	A	Richmond	67	52	179	A	Saint Louis	53	60	288	H	Col. of Charleston	66	52			
107	H	VCU	38	62	248	H	Rhode Island	75	69	292	A	Air Force	78	71			
287	H	La Salle	59	42	195	A	George Washington	64	60	296	H	Loyola Maryland	70	38			
109	A	Fordham	53	64	226	A	Massachusetts	70	52								

Non-Div I Games:

George Mason

■ Loss,
 ■ Non-Conf,
 ■ S Site,
 ■ H Home
 ■ A Away
 N Neutral

RPI	S	Opponent	Score
327	A	Eastern Ky.	91 75

G
e
o
r
g
e
M
a
s
o
n

G
e
o
r
g
e
M
a
s
o
n

George Mason

Average RPI Win: 177	WON-LOST	WINNING	LAST 10	STRENGTH OF	OPP. STRENGTH	TEAM	ADJ.	CONF.	ADJ CONF.
Average RPI Loss: 138	RECORD	PCT. RANK	GAMES	SCHEDULE	OF SCHEDULE	RPI	RPI	RPI	RPI
DIV. I ONLY	10- 18	256	0- 1	84	159	195	195	17	17
DIV. I NON-CONF.	3- 10	278	0- 0	37	103	217	217	16	16
TOTALS	RPI 1-25	RPI 26-50	W-L RECORDS	RPI 51-100	RPI 101-150	RPI 150+			
10- 18	0- 2	0- 3	OVERALL	1- 0	4- 4	5- 9			
6- 9	0- 1	0- 1	HOME	1- 0	3- 2	2- 5			
4- 7	0- 0	0- 1	AWAY	0- 0	1- 2	3- 4			
0- 2	0- 1	0- 1	NEUTRAL	0- 0	0- 0	0- 0			
3- 10	0- 2	0- 3	NON-CONFERENCE	1- 0	1- 1	1- 4			
3- 4	0- 1	0- 1	HOME	1- 0	1- 0	1- 2			
0- 4	0- 0	0- 1	AWAY	0- 0	0- 1	0- 2			
0- 2	0- 1	0- 1	NEUTRAL	0- 0	0- 0	0- 0			
7- 8	0- 0	0- 0	CONFERENCE	0- 0	3- 3	4- 5			
3- 5	0- 0	0- 0	HOME	0- 0	2- 2	1- 3			
4- 3	0- 0	0- 0	AWAY	0- 0	1- 1	3- 2			
0- 0	0- 0	0- 0	NEUTRAL	0- 0	0- 0	0- 0			

RPI 1-25				RPI 26-50				RPI 51-100				RPI 101+ Team's RPI: 195			
RPI	S	Opponent	Score	RPI	S	Opponent	Score	RPI	S	Opponent	Score	RPI	S	Opponent	Score
7	N	NC State	61 69	36	A	James Madison	37 50	68	H	Princeton	64 49	107	H	VCU	57 48
13	H	Maryland	30 69	41	N	Georgia Tech	55 70					108	H	Towson	76 63
				50	H	Villanova	45 60					109	H	Fordham	38 50
												121	A	Dayton	53 62
												121	H	Dayton	46 45
												123	A	South Fla.	30 63
												137	A	Duquesne	55 54
												137	H	Duquesne	53 64
												153	H	Mercer	53 61
												157	H	Davidson	42 62
												171	A	William & Mary	59 73
												179	A	Saint Louis	44 60
												196	A	George Mason	46 61
												196	H	George Mason	60 64
												209	H	Memphis	51 38
												226	A	Massachusetts	66 59
												231	H	Monmouth	51 55
												237	H	Saint Joseph's	38 41
												248	A	Rhode Island	64 59
												260	H	St. Bonaventure	57 44
												287	A	La Salle	67 59
												329	A	Iona	43 52
LAST 12 Division I GAMES:															
137	H	Duquesne	53 64	179	A	Saint Louis	44 60	107	H	VCU	57 48	196	H	George Mason	60 64
260	H	St. Bonaventure	57 44	157	H	Davidson	42 62	137	A	Duquesne	55 54	287	A	La Salle	67 59
226	A	Massachusetts	66 59	107	H	VCU	57 48	196	H	George Mason	60 64				
121	A	Dayton	53 62	196	H	George Mason	60 64								
237	H	Saint Joseph's	38 41	287	A	La Salle	67 59								
196	A	George Mason	46 61												

Non-Div I Games:

George Washington

■ Loss,
 ■ Non-Conf,
 ■ S Site,
 ■ H Home
 ■ A Away
 N Neutral

Average RPI Win:	153	WON-LOST	WINNING	LAST 10	STRENGTH OF	OPP. STRENGTH	TEAM	ADJ.	CONF.	ADJ CONF.
Average RPI Loss:	51	RECORD	PCT. RANK	GAMES	SCHEDULE	OF SCHEDULE	RPI	RPI	RPI	RPI
DIV. I ONLY	13- 14	185	1- 0	21	56	94	94	6	6	
DIV. I NON-CONF.	6- 5	143	0- 0	27	71	78	78	4	4	
TOTALS	RPI 1-25	RPI 26-50	W-L RECORDS	RPI 51-100	RPI 101-150	RPI 150+				
13- 14	0- 6	1- 3	OVERALL	0- 1	7- 4	5- 0				
10- 5	0- 3	1- 0	HOME	0- 1	6- 1	3- 0				
3- 7	0- 2	0- 2	AWAY	0- 0	1- 3	2- 0				
0- 2	0- 1	0- 1	NEUTRAL	0- 0	0- 0	0- 0				
6- 5	0- 2	0- 2	NON-CONFERENCE	0- 0	2- 1	4- 0				
4- 2	0- 1	0- 0	HOME	0- 0	2- 1	2- 0				
2- 1	0- 0	0- 1	AWAY	0- 0	0- 0	2- 0				
0- 2	0- 1	0- 1	NEUTRAL	0- 0	0- 0	0- 0				
7- 9	0- 4	1- 1	CONFERENCE	0- 1	5- 3	1- 0				
6- 3	0- 2	1- 0	HOME	0- 1	4- 0	1- 0				
1- 6	0- 2	0- 1	AWAY	0- 0	1- 3	0- 0				
0- 0	0- 0	0- 0	NEUTRAL	0- 0	0- 0	0- 0				

RPI 1-25				RPI 26-50				RPI 51-100				Team's RPI: 94	RPI 101+			
RPI	S	Opponent	Score	RPI	S	Opponent	Score	RPI	S	Opponent	Score		RPI	S	Opponent	Score
2	N	Baylor	46 67	36	A	James Madison	57 69	52	H	Butler	50 59		104	A	St. John's (NY)	51 59
7	H	NC State	65 76	37	N	Buffalo	64 73						104	H	St. John's (NY)	82 80
10	A	Marquette	52 59	50	A	Villanova	43 91						105	A	Creighton	38 65
10	H	Marquette	62 72	50	H	Villanova	68 63						105	H	Creighton	62 53
25	A	DePaul	71 76										107	H	VCU	45 47
25	H	DePaul	64 69										109	H	Fordham	58 38
													114	A	Providence	68 52
													114	H	Providence	61 56
													125	H	Pittsburgh	70 41
													138	A	Seton Hall	63 76
													138	H	Seton Hall	51 43
													180	A	Rider	79 49
													186	H	Xavier	68 61
													191	H	UMES	74 55
													276	A	Richmond	73 53
													296	H	Loyola Maryland	45 30
LAST 12 Division I GAMES:																
104	H	St. John's (NY)	82 80	105	H	Creighton	62 53									
138	H	Seton Hall	51 43	138	A	Seton Hall	63 76									
50	A	Villanova	43 91	104	A	St. John's (NY)	51 59									
25	A	DePaul	71 76	50	H	Villanova	68 63									
10	A	Marquette	52 59	10	H	Marquette	62 72									
114	H	Providence	61 56	25	H	DePaul	64 69									

Non-Div I Games:

Georgetown

■ Loss,
■ Non-Conf,
■ S Site,
■ H Home
■ A Away
N Neutral

Average RPI Win:	206	WON-LOST	WINNING	LAST 10	STRENGTH OF	OPP. STRENGTH	TEAM	ADJ.	CONF.	ADJ CONF.
Average RPI Loss:	41	RECORD	PCT. RANK	GAMES	SCHEDULE	OF SCHEDULE	RPI	RPI	RPI	RPI
DIV. I ONLY	17- 10	103	1- 0	119	75	98	98	4	4	
DIV. I NON-CONF.	9- 4	85	0- 0	250	229	141	141	5	5	
TOTALS	RPI 1-25	RPI 26-50	W-L RECORDS	RPI 51-100	RPI 101-150	RPI 150+				
17- 10	0- 4	1- 5	OVERALL	3- 0	1- 1	12- 0				
13- 2	0- 1	1- 0	HOME	2- 0	0- 1	10- 0				
3- 7	0- 2	0- 5	AWAY	1- 0	1- 0	1- 0				
1- 1	0- 1	0- 0	NEUTRAL	0- 0	0- 0	1- 0				
9- 4	0- 1	0- 3	NON-CONFERENCE	0- 0	0- 0	9- 0				
8- 0	0- 0	0- 0	HOME	0- 0	0- 0	8- 0				
0- 3	0- 0	0- 3	AWAY	0- 0	0- 0	0- 0				
1- 1	0- 1	0- 0	NEUTRAL	0- 0	0- 0	1- 0				
8- 6	0- 3	1- 2	CONFERENCE	3- 0	1- 1	3- 0				
5- 2	0- 1	1- 0	HOME	2- 0	0- 1	2- 0				
3- 4	0- 2	0- 2	AWAY	1- 0	1- 0	1- 0				
0- 0	0- 0	0- 0	NEUTRAL	0- 0	0- 0	0- 0				

RPI 1-25				RPI 26-50				RPI 51-100				RPI 101+			
RPI	S	Opponent	Score	RPI	S	Opponent	Score	RPI	S	Opponent	Score	RPI	S	Opponent	Score
9	A	Mississippi St.	71 80	30	A	Missouri	35 61	66	H	LSU	63 50	145	A	Alabama	76 67
13	N	Maryland	51 58	32	A	UCLA	69 80	87	A	Arkansas	80 72	145	H	Alabama	53 58
17	A	South Carolina	57 65	41	A	Georgia Tech	53 63	87	H	Arkansas	93 83	153	H	Mercer	67 60
22	H	Texas A&M	66 76	44	H	Tennessee	66 62					193	A	Vanderbilt	71 64
				47	A	Auburn	58 59					204	H	Ole Miss	78 56
				50	A	Villanova	56 62					216	H	Furman	61 38
												218	H	Florida	93 58
												260	H	St. Bonaventure	67 40
												283	H	Ga. Southern	81 38
												290	H	Winthrop	85 39
												294	H	Charleston So.	83 75
												308	N	Morgan St.	60 33
												324	H	Lipscomb	77 45
												331	H	Presbyterian	83 59
LAST 12 Division I GAMES:															
145	A	Alabama	76 67	87	A	Arkansas	80 72								
87	H	Arkansas	93 83	145	H	Alabama	53 58								
204	H	Ole Miss	78 56	22	H	Texas A&M	66 76								
17	A	South Carolina	57 65	30	A	Missouri	35 61								
218	H	Florida	93 58	44	H	Tennessee	66 62								
47	A	Auburn	58 59	9	A	Mississippi St.	71 80								

Non-Div I Games:

Georgia

■ Loss,
■ Non-Conf,
■ S Site,
■ H Home
■ A Away
N Neutral

Georgia St.

Through Games Of Feb. 27, 2019

Average RPI Win:	236	WON-LOST	WINNING	LAST 10	STRENGTH OF	OPP. STRENGTH	TEAM	ADJ.	CONF.	ADJ CONF.
Average RPI Loss:	113	RECORD	PCT. RANK	GAMES	SCHEDULE	OF SCHEDULE	RPI	RPI	RPI	RPI
DIV. I ONLY	15- 11	132	0- 1	139	238	135	135	12	12	
DIV. I NON-CONF.	6- 5	143	0- 0	204	246	162	162	14	14	
TOTALS	RPI 1-25	RPI 26-50	W-L RECORDS	RPI 51-100	RPI 101-150	RPI 150+				
15- 11	0- 1	0- 2	OVERALL	3- 4	1- 0	11- 4				
9- 4	0- 0	0- 1	HOME	2- 1	1- 0	6- 2				
6- 7	0- 1	0- 1	AWAY	1- 3	0- 0	5- 2				
0- 0	0- 0	0- 0	NEUTRAL	0- 0	0- 0	0- 0				
6- 5	0- 1	0- 2	NON-CONFERENCE	0- 1	0- 0	6- 1				
4- 1	0- 0	0- 1	HOME	0- 0	0- 0	4- 0				
2- 4	0- 1	0- 1	AWAY	0- 1	0- 0	2- 1				
0- 0	0- 0	0- 0	NEUTRAL	0- 0	0- 0	0- 0				
9- 6	0- 0	0- 0	CONFERENCE	3- 3	1- 0	5- 3				
5- 3	0- 0	0- 0	HOME	2- 1	1- 0	2- 2				
4- 3	0- 0	0- 0	AWAY	1- 2	0- 0	3- 1				
0- 0	0- 0	0- 0	NEUTRAL	0- 0	0- 0	0- 0				

RPI 1-25				RPI 26-50				RPI 51-100				RPI 101+ Team's RPI: 135			
RPI	S	Opponent	Score	RPI	S	Opponent	Score	RPI	S	Opponent	Score	RPI	S	Opponent	Score
21	A	Florida St.	43 79	34	A	Rice	49 66	59	A	Middle Tenn.	54 69	141	H	Appalachian St.	85 75
				41	H	Georgia Tech	71 78	92	A	UT Arlington	45 69	163	H	Coastal Caro.	62 67
								92	H	UT Arlington	50 48	168	A	Texas St.	57 34
								97	A	Troy	85 70	168	H	Texas St.	60 69
								97	H	Troy	84 80	202	A	Jacksonville St.	56 61
								100	A	South Alabama	59 62	206	H	Bethune-Cookman	62 57
								100	H	South Alabama	59 68	261	A	Louisiana	54 57
												261	H	Louisiana	74 71
												283	A	Ga. Southern	83 66
												297	H	Kennesaw St.	79 73
												304	A	Fla. Atlantic	75 59
												305	H	UNC Greensboro	70 63
												313	A	FIU	67 61
												315	A	La.-Monroe	56 41
												315	H	La.-Monroe	68 46
												340	H	N.C. Central	65 54
LAST 12 Division I GAMES:															
163	H	Coastal Caro.	62 67	283	A	Ga. Southern	83 66								
141	H	Appalachian St.	85 75	92	A	UT Arlington	45 69								
100	A	South Alabama	59 62	168	A	Texas St.	57 34								
97	A	Troy	85 70	97	H	Troy	84 80								
261	H	Louisiana	74 71	100	H	South Alabama	59 68								
315	H	La.-Monroe	68 46	315	A	La.-Monroe	56 41								

Non-Div I Games:

Georgia St.

■ Loss,
 ■ Non-Conf,
 ■ S Site,
 ■ Home
 ■ A Away
 N Neutral

Average RPI Win:	148	WON-LOST	WINNING	LAST 10	STRENGTH OF	OPP. STRENGTH	TEAM	ADJ.	CONF.	ADJ CONF.
Average RPI Loss:	42	RECORD	PCT. RANK	GAMES	SCHEDULE	OF SCHEDULE	RPI	RPI	RPI	RPI
DIV. I ONLY	17- 10	103	0- 1	47	16	41	41	1	1	
DIV. I NON-CONF.	10- 3	59	0- 0	157	155	61	61	1	1	
TOTALS	RPI 1-25	RPI 26-50	W-L RECORDS	RPI 51-100	RPI 101-150	RPI 150+				
17- 10	1- 5	1- 2	OVERALL	4- 1	6- 2	5- 0				
11- 2	1- 2	1- 0	HOME	3- 0	2- 0	4- 0				
3- 7	0- 3	0- 2	AWAY	0- 1	3- 1	0- 0				
3- 1	0- 0	0- 0	NEUTRAL	1- 0	1- 1	1- 0				
10- 3	0- 1	0- 0	NON-CONFERENCE	2- 0	3- 2	5- 0				
6- 0	0- 0	0- 0	HOME	1- 0	1- 0	4- 0				
1- 2	0- 1	0- 0	AWAY	0- 0	1- 1	0- 0				
3- 1	0- 0	0- 0	NEUTRAL	1- 0	1- 1	1- 0				
7- 7	1- 4	1- 2	CONFERENCE	2- 1	3- 0	0- 0				
5- 2	1- 2	1- 0	HOME	2- 0	1- 0	0- 0				
2- 5	0- 2	0- 2	AWAY	0- 1	2- 0	0- 0				
0- 0	0- 0	0- 0	NEUTRAL	0- 0	0- 0	0- 0				

RPI 1-25				RPI 26-50				Team's RPI: 41				RPI 51-100				RPI 101+			
RPI	S	Opponent	Score	RPI	S	Opponent	Score	RPI	S	Opponent	Score	RPI	S	Opponent	Score	RPI	S	Opponent	Score
1	A	Notre Dame	50 90	31	A	North Carolina	90 91	58	H	Virginia Tech	76 68	103	A	Houston	89 95				
1	H	Notre Dame	55 76	42	A	Clemson	61 71	83	H	Duke	70 64	117	A	Boston College	81 76				
3	A	Louisville	44 61	42	H	Clemson	75 53	91	N	Idaho St.	74 51	121	N	Dayton	66 85				
7	H	NC State	60 68					95	A	Virginia	45 53	125	H	Pittsburgh	67 55				
12	H	Syracuse	65 55					98	H	Georgia	63 53	128	A	Wake Forest	60 46				
13	A	Maryland	54 67									135	A	Georgia St.	78 71				
												138	N	Seton Hall	84 73				
												141	H	Appalachian St.	71 53				
												195	N	George Washington	70 55				
												258	H	Alabama St.	69 42				
												262	H	Wofford	81 40				
												297	H	Kennesaw St.	60 35				
												338	H	Western Caro.	84 49				
LAST 12 Division I GAMES:																			
				95	A	Virginia	45 53	31	A	North Carolina	90 91								
				42	H	Clemson	75 53	7	H	NC State	60 68								
				58	H	Virginia Tech	76 68	12	H	Syracuse	65 55								
				128	A	Wake Forest	60 46	42	A	Clemson	61 71								
				125	H	Pittsburgh	67 55	3	A	Louisville	44 61								
				1	A	Notre Dame	50 90	83	H	Duke	70 64								

Non-Div I Games:

Georgia Tech

■ Loss,
 ■ Non-Conf,
 S Site,
 ■ Home
 ■ Away
 N Neutral

Average RPI Win: 143	WON-LOST	WINNING	LAST 10	STRENGTH OF	OPP. STRENGTH	TEAM	ADJ.	CONF.	ADJ CONF.
Average RPI Loss: 19	RECORD	PCT. RANK	GAMES	SCHEDULE	OF SCHEDULE	RPI	RPI	RPI	RPI
DIV. I ONLY	25- 3	6	1- 0	78	57	14	14	8	8
DIV. I NON-CONF.	11- 1	13	1- 0	51	5	11	11	7	7
TOTALS	RPI 1-25	RPI 26-50	W-L RECORDS	RPI 51-100	RPI 101-150	RPI 150+			
25- 3	1- 1	1- 2	OVERALL	7- 0	4- 0	12- 0			
12- 1	1- 0	0- 1	HOME	4- 0	1- 0	6- 0			
11- 1	0- 0	0- 1	AWAY	3- 0	2- 0	6- 0			
2- 1	0- 1	1- 0	NEUTRAL	0- 0	1- 0	0- 0			
11- 1	1- 1	1- 0	NON-CONFERENCE	3- 0	2- 0	4- 0			
6- 0	1- 0	0- 0	HOME	2- 0	1- 0	2- 0			
3- 0	0- 0	0- 0	AWAY	1- 0	0- 0	2- 0			
2- 1	0- 1	1- 0	NEUTRAL	0- 0	1- 0	0- 0			
14- 2	0- 0	0- 2	CONFERENCE	4- 0	2- 0	8- 0			
6- 1	0- 0	0- 1	HOME	2- 0	0- 0	4- 0			
8- 1	0- 0	0- 1	AWAY	2- 0	2- 0	4- 0			
0- 0	0- 0	0- 0	NEUTRAL	0- 0	0- 0	0- 0			

RPI 1-25				RPI 26-50				RPI 51-100				RPI 101+			
RPI	S	Opponent	Score	RPI	S	Opponent	Score	RPI	S	Opponent	Score	RPI	S	Opponent	Score
1	N	Notre Dame	65 81	26	N	Rutgers	57 40	55	A	Saint Mary's (CA)	66 52	101	A	Pepperdine	79 54
4	H	Stanford	79 73	28	A	BYU	68 70	55	H	Saint Mary's (CA)	74 62	110	A	Loyola Marymount	78 53
				28	H	BYU	64 66	70	A	Missouri St.	70 67	120	N	Western Ky.	76 55
								89	H	Idaho	88 51	143	H	Washington St.	76 53
								91	H	Idaho St.	70 51	167	A	Santa Clara	74 61
								93	A	Pacific	63 51	167	H	Santa Clara	78 61
								93	H	Pacific	88 65	169	H	Montana	76 52
												178	A	Portland	93 62
												178	H	Portland	97 71
												187	A	Eastern Wash.	63 51
												200	A	UNLV	70 59
												249	A	San Francisco	64 44
												249	H	San Francisco	78 51
												259	A	San Diego	86 61
												259	H	San Diego	71 44
												274	H	Colorado St.	50 39
LAST 12 Division I GAMES:															
120	N	Western Ky.	76 55	178	A	Portland	93 62								
26	N	Rutgers	57 40	55	A	Saint Mary's (CA)	66 52								
249	A	San Francisco	64 44	93	A	Pacific	63 51								
167	A	Santa Clara	74 61	167	H	Santa Clara	78 61								
28	H	BYU	64 66	249	H	San Francisco	78 51								
259	H	San Diego	71 44	259	A	San Diego	86 61								

Non-Div I Games:

Gonzaga

Grambling

Through Games Of Feb. 27, 2019

Average RPI Win: 248	WON-LOST	WINNING	LAST 10	STRENGTH OF	OPP. STRENGTH	TEAM	ADJ.	CONF.	ADJ CONF.
Average RPI Loss: 170	RECORD	PCT. RANK	GAMES	SCHEDULE	OF SCHEDULE	RPI	RPI	RPI	RPI
DIV. I ONLY	12- 14	196	0- 1	255	275	203	203	29	29
DIV. I NON-CONF.	3- 9	271	0- 0	102	79	200	200	28	28
TOTALS	RPI 1-25	RPI 26-50	W-L RECORDS	RPI 51-100	RPI 101-150	RPI 150+			
12- 14	0- 0	0- 2	OVERALL	1- 1	1- 4	10- 7			
5- 3	0- 0	0- 0	HOME	0- 0	0- 0	5- 3			
5- 10	0- 0	0- 1	AWAY	0- 1	0- 4	5- 4			
2- 1	0- 0	0- 1	NEUTRAL	1- 0	1- 0	0- 0			
3- 9	0- 0	0- 2	NON-CONFERENCE	1- 1	1- 4	1- 2			
1- 0	0- 0	0- 0	HOME	0- 0	0- 0	1- 0			
0- 8	0- 0	0- 1	AWAY	0- 1	0- 4	0- 2			
2- 1	0- 0	0- 1	NEUTRAL	1- 0	1- 0	0- 0			
9- 5	0- 0	0- 0	CONFERENCE	0- 0	0- 0	9- 5			
4- 3	0- 0	0- 0	HOME	0- 0	0- 0	4- 3			
5- 2	0- 0	0- 0	AWAY	0- 0	0- 0	5- 2			
0- 0	0- 0	0- 0	NEUTRAL	0- 0	0- 0	0- 0			

RPI S	Opponent	Score	RPI S	Opponent	Score	RPI S	Opponent	Score	RPI S	Opponent	Score	Team's RPI: 203
33 N	South Dakota	53 67	53 N	Indiana	65 62	110 N	Loyola Marymount	62 61	123 A	South Fla.	50 67	
47 A	Auburn	48 97	92 A	UT Arlington	54 78	129 A	Oklahoma St.	40 86	145 A	Alabama	55 73	
						148 A	Kansas	45 76	173 A	Southern U.	65 71	
						173 H	Southern U.	81 86	182 A	Southern Miss.	47 68	
						208 A	Prairie View	64 63	208 H	Prairie View	73 57	
						241 A	Texas Southern	75 67	241 H	Texas Southern	72 55	
						246 A	Wichita St.	61 70	258 A	Alabama St.	80 72	
						278 A	Jackson St.	60 89	278 H	Jackson St.	74 77	
						289 A	Alabama A&M	63 51	323 H	McNeese	75 51	
						326 H	Mississippi Val.	52 54	345 H	Ark.-Pine Bluff	77 57	
						351 A	Alcorn	79 63	351 H	Alcorn	61 56	
LAST 12 Division I GAMES:												
278 A	Jackson St.	60 89	345 H	Ark.-Pine Bluff	77 57	278 H	Jackson St.	74 77				
208 H	Prairie View	73 57	208 A	Prairie View	64 63	241 A	Texas Southern	75 67				
241 H	Texas Southern	72 55	351 H	Alcorn	61 56	173 A	Southern U.	65 71				
351 A	Alcorn	79 63	173 H	Southern U.	81 86							
173 A	Southern U.	65 71										
326 H	Mississippi Val.	52 54										

Non-Div I Games:

Grambling

■ Loss,
 ■ Non-Conf,
 ■ S Site,
 ■ H Home
 ■ A Away
 N Neutral

Grand Canyon				Through Games Of Feb. 17, 1919						
Average RPI Win:	289	WON-LOST	WINNING	LAST 10	STRENGTH OF	OPP. STRENGTH	TEAM	ADJ.	CONF.	ADJ CONF.
Average RPI Loss:	222	RECORD	PCT. RANK	GAMES	SCHEDULE	OF SCHEDULE	RPI	RPI	RPI	RPI
DIV. I ONLY	6- 17	292	0- 1	336	325	336	336	30	30	
DIV. I NON-CONF.	2- 8	293	0- 0	323	259	345	345	30	30	
TOTALS	RPI 1-25	RPI 26-50	W-L RECORDS	RPI 51-100	RPI 101-150	RPI 150+				
6- 17	0- 0	0- 0	OVERALL	0- 0	1- 3	5- 14				
5- 6	0- 0	0- 0	HOME	0- 0	1- 1	4- 5				
1- 11	0- 0	0- 0	AWAY	0- 0	0- 2	1- 9				
0- 0	0- 0	0- 0	NEUTRAL	0- 0	0- 0	0- 0				
2- 8	0- 0	0- 0	NON-CONFERENCE	0- 0	0- 2	2- 6				
2- 3	0- 0	0- 0	HOME	0- 0	0- 1	2- 2				
0- 5	0- 0	0- 0	AWAY	0- 0	0- 1	0- 4				
0- 0	0- 0	0- 0	NEUTRAL	0- 0	0- 0	0- 0				
4- 9	0- 0	0- 0	CONFERENCE	0- 0	1- 1	3- 8				
3- 3	0- 0	0- 0	HOME	0- 0	1- 0	2- 3				
1- 6	0- 0	0- 0	AWAY	0- 0	0- 1	1- 5				
0- 0	0- 0	0- 0	NEUTRAL	0- 0	0- 0	0- 0				

[illegible]

Non-Div I Games:

Grand Canyon

Loss, Non-Conf, S Site, H Home A Away N Neutral

Average RPI Win:	215	WON-LOST	WINNING	LAST 10	STRENGTH OF	OPP. STRENGTH	TEAM	ADJ.	CONF.	ADJ CONF.
Average RPI Loss:	65	RECORD	PCT. RANK	GAMES	SCHEDULE	OF SCHEDULE	RPI	RPI	RPI	RPI
DIV. I ONLY	17- 8	75	1- 0	117	149	76	76	21	21	
DIV. I NON-CONF.	4- 5	190	0- 0	4	12	37	37	18	18	
TOTALS	RPI 1-25	RPI 26-50	W-L RECORDS	RPI 51-100	RPI 101-150	RPI 150+				
17- 8	0- 2	1- 2	OVERALL	2- 1	2- 3	12- 0				
11- 2	0- 0	0- 0	HOME	2- 0	2- 2	7- 0				
6- 6	0- 2	1- 2	AWAY	0- 1	0- 1	5- 0				
0- 0	0- 0	0- 0	NEUTRAL	0- 0	0- 0	0- 0				
4- 5	0- 2	1- 2	NON-CONFERENCE	1- 0	1- 1	1- 0				
3- 1	0- 0	0- 0	HOME	1- 0	1- 1	1- 0				
1- 4	0- 2	1- 2	AWAY	0- 0	0- 0	0- 0				
0- 0	0- 0	0- 0	NEUTRAL	0- 0	0- 0	0- 0				
13- 3	0- 0	0- 0	CONFERENCE	1- 1	1- 2	11- 0				
8- 1	0- 0	0- 0	HOME	1- 0	1- 1	6- 0				
5- 2	0- 0	0- 0	AWAY	0- 1	0- 1	5- 0				
0- 0	0- 0	0- 0	NEUTRAL	0- 0	0- 0	0- 0				

RPI 1-25				RPI 26-50				RPI 51-100 Team's RPI: 76				RPI 101+			
RPI	S	Opponent	Score	RPI	S	Opponent	Score	RPI	S	Opponent	Score	RPI	S	Opponent	Score
10	A	Marquette	54 80	29	A	South Dakota St.	47 77	61	H	Maine	70 39	111	H	Northwestern	55 57
25	A	DePaul	64 73	30	A	Missouri	56 49	62	A	Wright St.	67 85	119	A	Youngstown St.	59 70
				33	A	South Dakota	49 55	62	H	Wright St.	56 37	119	H	Youngstown St.	60 42
												121	H	Dayton	51 35
												133	H	IUPUI	63 67
												183	H	Wisconsin	55 46
												194	A	Milwaukee	76 62
												194	H	Milwaukee	59 45
												253	A	Northern Ky.	81 61
												253	H	Northern Ky.	70 42
												284	A	Cleveland St.	76 63
												284	H	Cleveland St.	62 53
												309	A	Oakland	77 53
												309	H	Oakland	72 32
												333	A	Detroit Mercy	65 40
												333	H	Detroit Mercy	82 37
												339	H	UIC	62 32
LAST 12 Division I GAMES:															
333	H	Detroit Mercy	82 37	194	H	Milwaukee	59 45								
309	H	Oakland	72 32	133	H	IUPUI	63 67								
284	A	Cleveland St.	76 63	339	H	UIC	62 32								
119	A	Youngstown St.	59 70	309	A	Oakland	77 53								
62	H	Wright St.	56 37	333	A	Detroit Mercy	65 40								
253	H	Northern Ky.	70 42	119	H	Youngstown St.	60 42								

Non-Div I Games: Wis.-Parkside 81 32

Green Bay

Average RPI Win:	258	WON-LOST	WINNING	LAST 10	STRENGTH OF	OPP. STRENGTH	TEAM	ADJ.	CONF.	ADJ CONF.
Average RPI Loss:	185	RECORD	PCT. RANK	GAMES	SCHEDULE	OF SCHEDULE	RPI	RPI	RPI	RPI
DIV. I ONLY	14- 11	143	0- 1	302	274	199	199	27	27	
DIV. I NON-CONF.	3- 7	256	0- 1	215	150	271	271	29	29	
TOTALS	RPI 1-25	RPI 26-50	W-L RECORDS	RPI 51-100	RPI 101-150	RPI 150+				
14- 11	0- 1	1- 0	OVERALL	1- 1	0- 1	12- 8				
8- 3	0- 0	1- 0	HOME	1- 0	0- 0	6- 3				
6- 6	0- 1	0- 0	AWAY	0- 0	0- 1	6- 4				
0- 2	0- 0	0- 0	NEUTRAL	0- 1	0- 0	0- 1				
3- 7	0- 1	1- 0	NON-CONFERENCE	0- 1	0- 0	2- 5				
2- 2	0- 0	1- 0	HOME	0- 0	0- 0	1- 2				
1- 3	0- 1	0- 0	AWAY	0- 0	0- 0	1- 2				
0- 2	0- 0	0- 0	NEUTRAL	0- 1	0- 0	0- 1				
11- 4	0- 0	0- 0	CONFERENCE	1- 0	0- 1	10- 3				
6- 1	0- 0	0- 0	HOME	1- 0	0- 0	5- 1				
5- 3	0- 0	0- 0	AWAY	0- 0	0- 1	5- 2				
0- 0	0- 0	0- 0	NEUTRAL	0- 0	0- 0	0- 0				

RPI 1-25				RPI 26-50				RPI 51-100				RPI 101+ Team's RPI: 199			
RPI	S	Opponent	Score	RPI	S	Opponent	Score	RPI	S	Opponent	Score	RPI	S	Opponent	Score
7	A	NC State	51 83	36	H	James Madison	72 65	79	N	SFA	68 70	124	A	High Point	73 82
								80	H	Radford	68 54	162	H	Chattanooga	50 58
												188	A	UNC Asheville	61 58
												215	A	Campbell	46 52
												215	H	Campbell	61 50
												217	H	Elon	62 77
												222	A	Cornell	53 79
												232	N	Sacramento St.	61 65
												234	A	Columbia	63 88
												247	A	Gardner-Webb	46 68
												247	H	Gardner-Webb	82 80
												286	H	Samford	64 57
												290	A	Winthrop	84 63
												294	A	Charleston So.	74 66
												294	H	Charleston So.	57 72
												304	A	Fla. Atlantic	72 68
												331	A	Presbyterian	82 68
												331	H	Presbyterian	79 62
												335	A	Longwood	86 70
												335	H	Longwood	66 40
												342	H	USC Upstate	67 43
LAST 12 Division I GAMES:															
232	N	Sacramento St.	61 65	331	H	Presbyterian	79 62								
331	A	Presbyterian	82 68	124	A	High Point	73 82								
335	A	Longwood	86 70	342	H	USC Upstate	67 43								
247	A	Gardner-Webb	46 68	247	H	Gardner-Webb	82 80								
294	H	Charleston So.	57 72	290	A	Winthrop	84 63								
215	H	Campbell	61 50	215	A	Campbell	46 52								

Non-Div I Games: Mid-Atlantic Christl15 48

Hampton

■ Loss,
 ■ Non-Conf,
 ■ S Site,
 ■ Home
 ■ A Away
 N Neutral

Average RPI Win:	253	WON-LOST	WINNING	LAST 10	STRENGTH OF	OPP. STRENGTH	TEAM	ADJ.	CONF.	ADJ CONF.
Average RPI Loss:	77	RECORD	PCT. RANK	GAMES	SCHEDULE	OF SCHEDULE	RPI	RPI	RPI	RPI
DIV. I ONLY	20- 9	74	0- 1	189	197	113	113	23	23	
DIV. I NON-CONF.	7- 7	162	0- 1	113	94	137	137	25	25	
TOTALS	RPI 1-25	RPI 26-50	W-L RECORDS	RPI 51-100	RPI 101-150	RPI 150+				
20- 9	0- 2	0- 2	OVERALL	2- 3	0- 0	18- 2				
12- 2	0- 0	0- 1	HOME	2- 1	0- 0	10- 0				
8- 5	0- 1	0- 1	AWAY	0- 2	0- 0	8- 1				
0- 2	0- 1	0- 0	NEUTRAL	0- 0	0- 0	0- 1				
7- 7	0- 2	0- 2	NON-CONFERENCE	1- 2	0- 0	6- 1				
4- 2	0- 0	0- 1	HOME	1- 1	0- 0	3- 0				
3- 3	0- 1	0- 1	AWAY	0- 1	0- 0	3- 0				
0- 2	0- 1	0- 0	NEUTRAL	0- 0	0- 0	0- 1				
13- 2	0- 0	0- 0	CONFERENCE	1- 1	0- 0	12- 1				
8- 0	0- 0	0- 0	HOME	1- 0	0- 0	7- 0				
5- 2	0- 0	0- 0	AWAY	0- 1	0- 0	5- 1				
0- 0	0- 0	0- 0	NEUTRAL	0- 0	0- 0	0- 0				

RPI 1-25				RPI 26-50				RPI 51-100				RPI 101+ Team's RPI: 113			
RPI	S	Opponent	Score	RPI	S	Opponent	Score	RPI	S	Opponent	Score	RPI	S	Opponent	Score
3	N	Louisville	69 86	40	H	Michigan St.	66 74	54	A	New Mexico	65 72	151	N	Southern Ill.	50 72
18	A	Miami (FL)	62 75	50	A	Villanova	41 59	61	A	Maine	58 78	152	A	Stony Brook	64 36
								61	H	Maine	49 46	152	H	Stony Brook	73 62
								68	H	Princeton	38 75	171	H	William & Mary	50 45
								81	H	Harvard	73 60	242	H	Albany (NY)	82 35
												248	A	Rhode Island	65 51
												250	A	Binghamton	62 73
												250	H	Binghamton	63 50
												281	A	Vermont	76 48
												281	H	Vermont	61 32
												299	H	Bryant	67 57
												308	H	Morgan St.	80 59
												311	A	UMBC	66 52
												311	H	UMBC	92 47
												312	A	New Hampshire	66 48
												312	H	New Hampshire	56 49
												318	A	Central Conn. St.	54 52
												320	A	NJIT	84 53
												321	A	UMass Lowell	66 44
												321	H	UMass Lowell	69 45
LAST 12 Division I GAMES:															
54	A	New Mexico	65 72	61	A	Maine	58 78								
18	A	Miami (FL)	62 75	311	H	UMBC	92 47								
250	H	Binghamton	63 50	152	H	Stony Brook	73 62								
321	H	UMass Lowell	69 45	250	A	Binghamton	62 73								
312	H	New Hampshire	56 49	242	H	Albany (NY)	82 35								
281	A	Vermont	76 48	312	A	New Hampshire	66 48								

Non-Div I Games:

Hartford

■ Loss,
 ■ Non-Conf, S Site,
 ■ Home
 ■ Away
 N Neutral

Harvard

Through Games Of Feb. 27, 2019

Average RPI Win: 193	WON-LOST	WINNING	LAST 10	STRENGTH OF	OPP. STRENGTH	TEAM	ADJ.	CONF.	ADJ CONF.
Average RPI Loss: 83	RECORD	PCT. RANK	GAMES	SCHEDULE	OF SCHEDULE	RPI	RPI	RPI	RPI
DIV. I ONLY	14- 9	114	1- 0	75	105	81	81	11	11
DIV. I NON-CONF.	7- 6	153	1- 0	52	36	74	74	11	11
TOTALS	RPI 1-25	RPI 26-50	W-L RECORDS	RPI 51-100	RPI 101-150	RPI 150+			
14- 9	0- 1	1- 2	OVERALL	1- 3	2- 2	10- 1			
6- 4	0- 0	0- 2	HOME	1- 2	1- 0	4- 0			
7- 5	0- 1	1- 0	AWAY	0- 1	1- 2	5- 1			
1- 0	0- 0	0- 0	NEUTRAL	0- 0	0- 0	1- 0			
7- 6	0- 1	1- 2	NON-CONFERENCE	0- 2	1- 1	5- 0			
2- 3	0- 0	0- 2	HOME	0- 1	0- 0	2- 0			
4- 3	0- 1	1- 0	AWAY	0- 1	1- 1	2- 0			
1- 0	0- 0	0- 0	NEUTRAL	0- 0	0- 0	1- 0			
7- 3	0- 0	0- 0	CONFERENCE	1- 1	1- 1	5- 1			
4- 1	0- 0	0- 0	HOME	1- 1	1- 0	2- 0			
3- 2	0- 0	0- 0	AWAY	0- 0	0- 1	3- 1			
0- 0	0- 0	0- 0	NEUTRAL	0- 0	0- 0	0- 0			

RPI 1-25				RPI 26-50				RPI 51-100 Team's RPI: 81				RPI 101+			
RPI	S	Opponent	Score	RPI	S	Opponent	Score	RPI	S	Opponent	Score	RPI	S	Opponent	Score
1	A	Notre Dame	58 103	26	H	Rutgers	49 60	61	H	Maine	60 67	113	A	Hartford	60 73
				38	A	California	85 79	68	H	Princeton	71 75	116	A	Yale	62 65
				49	H	Quinnipiac	67 72	72	H	Penn	80 72	116	H	Yale	83 69
								77	A	Purdue	65 66	147	A	CSUN	75 55
												158	H	Boston U.	67 47
												198	A	Dartmouth	73 57
												198	H	Dartmouth	56 46
												202 N	Jacksonville St.	69 62	
												222	A	Cornell	68 61
												234	A	Columbia	65 75
												248	A	Rhode Island	80 47
												271	A	Siena	73 54
												272	A	Brown	100 83
												272	H	Brown	98 55
												287	H	La Salle	88 43
LAST 12 Division I GAMES:															
147	A	CSUN	75 55	234	A	Columbia	65 75								
116	H	Yale	83 69	272	A	Brown	100 83								
272	H	Brown	98 55	116	A	Yale	62 65								
72	H	Penn	80 72	198	A	Dartmouth	73 57								
68	H	Princeton	71 75	198	H	Dartmouth	56 46								
222	A	Cornell	68 61	38	A	California	85 79								

Non-Div I Games:

Harvard

Loss, Non-Conf, S Site, H Home A Away N Neutral

Average RPI Win:	240	WON-LOST	WINNING	LAST 10	STRENGTH OF	OPP. STRENGTH	TEAM	ADJ.	CONF.	ADJ CONF.
Average RPI Loss:	153	RECORD	PCT. RANK	GAMES	SCHEDULE	OF SCHEDULE	RPI	RPI	RPI	RPI
DIV. I ONLY	10- 15	231	0- 1	177	210	233	233	20	20	
DIV. I NON-CONF.	3- 9	271	0- 1	141	129	268	268	20	20	
TOTALS	RPI 1-25	RPI 26-50	W-L RECORDS	RPI 51-100	RPI 101-150	RPI 150+				
10- 15	0- 1	0- 0	OVERALL	2- 4	0- 3	8- 7				
6- 8	0- 1	0- 0	HOME	2- 2	0- 3	4- 2				
4- 6	0- 0	0- 0	AWAY	0- 1	0- 0	4- 5				
0- 1	0- 0	0- 0	NEUTRAL	0- 1	0- 0	0- 0				
3- 9	0- 1	0- 0	NON-CONFERENCE	1- 3	0- 1	2- 4				
2- 5	0- 1	0- 0	HOME	1- 2	0- 1	1- 1				
1- 3	0- 0	0- 0	AWAY	0- 0	0- 0	1- 3				
0- 1	0- 0	0- 0	NEUTRAL	0- 1	0- 0	0- 0				
7- 6	0- 0	0- 0	CONFERENCE	1- 1	0- 2	6- 3				
4- 3	0- 0	0- 0	HOME	1- 0	0- 2	3- 1				
3- 3	0- 0	0- 0	AWAY	0- 1	0- 0	3- 2				
0- 0	0- 0	0- 0	NEUTRAL	0- 0	0- 0	0- 0				

RPI	S	Opponent	Score	RPI	S	Opponent	Score	RPI	S	Opponent	Score	RPI	S	Opponent	Score	Team's RPI: 233
4	H	Stanford	59 81					63	N	Utah	48 73	101	H	Pepperdine	64 65	
								69	H	FGCU	67 73	146	H	UC Riverside	55 60	
								71	H	American	57 69	147	H	CSUN	29 49	
								82	A	UC Davis	46 72	178	H	Portland	65 72	
								82	H	UC Davis	65 60	181	A	UC Irvine	70 68	
								89	H	Idaho	69 61	181	H	UC Irvine	48 53	
												200	A	UNLV	66 61	
												224	A	Nevada	78 79	
												240	A	San Diego St.	57 58	
												257	A	Cal St. Fullerton	68 72	
												259	A	San Diego	50 58	
												275	A	Long Beach St.	40 56	
												275	H	Long Beach St.	63 49	
												300	A	UC Santa Barbara	47 35	
												300	H	UC Santa Barbara	72 49	
												316	A	Cal Poly	71 54	
												316	H	Cal Poly	70 52	
												344	H	Seattle U	67 51	
LAST 12 Division I GAMES:																

Non-Div I Games: Hawaii Pacific 66 51

Hawaii

Loss, Non-Conf, S Site, H Home A Away N Neutral

Average RPI Win:	276	WON-LOST	WINNING	LAST 10	STRENGTH OF	OPP. STRENGTH	TEAM	ADJ.	CONF.	ADJ CONF.
Average RPI Loss:	87	RECORD	PCT. RANK	GAMES	SCHEDULE	OF SCHEDULE	RPI	RPI	RPI	RPI
DIV. I ONLY	17- 7	61	1- 0	254	288	124	124	27	27	
DIV. I NON-CONF.	5- 4	139	0- 0	108	206	99	99	29	29	
TOTALS	RPI 1-25	RPI 26-50	W-L RECORDS	RPI 51-100	RPI 101-150	RPI 150+				
17- 7	0- 1	0- 2	OVERALL	1- 2	0- 0	16- 2				
11- 1	0- 0	0- 0	HOME	1- 1	0- 0	10- 0				
6- 6	0- 1	0- 2	AWAY	0- 1	0- 0	6- 2				
0- 0	0- 0	0- 0	NEUTRAL	0- 0	0- 0	0- 0				
5- 4	0- 1	0- 2	NON-CONFERENCE	1- 0	0- 0	4- 1				
4- 0	0- 0	0- 0	HOME	1- 0	0- 0	3- 0				
1- 4	0- 1	0- 2	AWAY	0- 0	0- 0	1- 1				
0- 0	0- 0	0- 0	NEUTRAL	0- 0	0- 0	0- 0				
12- 3	0- 0	0- 0	CONFERENCE	0- 2	0- 0	12- 1				
7- 1	0- 0	0- 0	HOME	0- 1	0- 0	7- 0				
5- 2	0- 0	0- 0	AWAY	0- 1	0- 0	5- 1				
0- 0	0- 0	0- 0	NEUTRAL	0- 0	0- 0	0- 0				

RPI 1-25				RPI 26-50				RPI 51-100				RPI 101+ Team's RPI: 124			
RPI	S	Opponent	Score	RPI	S	Opponent	Score	RPI	S	Opponent	Score	RPI	S	Opponent	Score
15	A	Kentucky	49 71	42	A	Clemson	64 83	71	H	American	66 61	157	A	Davidson	62 71
				48	A	Miami (OH)	55 68	80	A	Radford	58 80	188	A	UNC Asheville	56 67
								80	H	Radford	79 84	199	H	Hampton	82 73
												215	H	Campbell	65 60
												247	A	Gardner-Webb	78 61
												247	H	Gardner-Webb	78 70
												256	A	ETSU	73 65
												265	H	Norfolk St.	83 51
												290	H	Winthrop	56 54
												294	A	Charleston So.	69 62
												294	H	Charleston So.	71 64
												305	H	UNC Greensboro	82 75
												331	A	Presbyterian	70 63
												331	H	Presbyterian	79 40
												335	A	Longwood	65 54
												335	H	Longwood	70 47
												340	H	N.C. Central	80 69
												342	A	USC Upstate	87 61
LAST 12 Division I GAMES:															
335	H	Longwood	70 47	199	H	Hampton	82 73								
247	H	Gardner-Webb	78 70	290	H	Winthrop	56 54								
331	A	Presbyterian	70 63	294	H	Charleston So.	71 64								
294	A	Charleston So.	69 62	215	H	Campbell	65 60								
80	H	Radford	79 84	188	A	UNC Asheville	56 67								
335	A	Longwood	65 54	247	A	Gardner-Webb	78 61								

Non-Div I Games: Greensboro 102 50 Mars Hill 86 36

High Point

■ Loss,
 ■ Non-Conf, S Site,
 ■ Home
 ■ Away
 N Neutral

Hofstra

Through Games Of Feb. 27, 2019

Average RPI Win:	230	WON-LOST	WINNING	LAST 10	STRENGTH OF	OPP. STRENGTH	TEAM	ADJ.	CONF.	ADJ CONF.
Average RPI Loss:	139	RECORD	PCT. RANK	GAMES	SCHEDULE	OF SCHEDULE	RPI	RPI	RPI	RPI
DIV. I ONLY	7- 18	285	1- 0	98	202	219	219	10	10	
DIV. I NON-CONF.	5- 6	177	0- 0	222	334	209	209	10	10	
TOTALS	RPI 1-25	RPI 26-50	W-L RECORDS	RPI 51-100	RPI 101-150	RPI 150+				
7- 18	0- 0	0- 2	OVERALL	0- 3	2- 6	5- 7				
2- 8	0- 0	0- 1	HOME	0- 1	1- 2	1- 4				
4- 8	0- 0	0- 1	AWAY	0- 1	1- 3	3- 3				
1- 2	0- 0	0- 0	NEUTRAL	0- 1	0- 1	1- 0				
5- 6	0- 0	0- 0	NON-CONFERENCE	0- 1	0- 1	5- 4				
1- 2	0- 0	0- 0	HOME	0- 0	0- 0	1- 2				
3- 2	0- 0	0- 0	AWAY	0- 0	0- 0	3- 2				
1- 2	0- 0	0- 0	NEUTRAL	0- 1	0- 1	1- 0				
2- 12	0- 0	0- 2	CONFERENCE	0- 2	2- 5	0- 3				
1- 6	0- 0	0- 1	HOME	0- 1	1- 2	0- 2				
1- 6	0- 0	0- 1	AWAY	0- 1	1- 3	0- 1				
0- 0	0- 0	0- 0	NEUTRAL	0- 0	0- 0	0- 0				

RPI S	Opponent	Score	RPI S	Opponent	Score	RPI S	Opponent	Score	RPI S	Opponent	Score	Team's RPI: 219
36	A James Madison	54 77	36	H James Madison	44 59	62	N Wright St.	64 93	108	A Towson	68 92	
						64	A Drexel	39 62	108	H Towson	56 68	
						64	H Drexel	49 61	115	A Northeastern	63 62	
									115	H Northeastern	78 61	
									122	A UNCW	54 89	
									134	N Marist	57 71	
									148	A Delaware	47 57	
									148	H Delaware	59 78	
									152	A Stony Brook	49 77	
									171	H William & Mary	55 60	
									190	A Holy Cross	66 72	
									207	N Stetson	53 50	
									214	H Sacred Heart	64 70	
									217	H Elon	64 77	
									234	H Columbia	63 65	
									260	A St. Bonaventure	67 59	
									271	A Siena	57 50	
									288	A Col. of Charleston	62 70	
									311	A UMBC	45 42	
									329	H Iona	74 49	
LAST 12 Division I GAMES:												
115	A Northeastern	63 62	122	A UNCW	54 89							
148	A Delaware	47 57	115	H Northeastern	78 61							
64	A Drexel	39 62	64	H Drexel	49 61							
36	H James Madison	44 59	148	H Delaware	59 78							
108	H Towson	56 68	108	A Towson	68 92							
288	A Col. of Charleston	62 70	36	A James Madison	54 77							

Non-Div I Games: Wilmington (DE) 77 56

Hofstra

Loss, Non-Conf, S Site, H Home A Away N Neutral

Holy Cross

Through Games Of Feb. 27, 2019

Average RPI Win:	241	WON-LOST	WINNING	LAST 10	STRENGTH OF	OPP. STRENGTH	TEAM	ADJ.	CONF.	ADJ CONF.
Average RPI Loss:	192	RECORD	PCT. RANK	GAMES	SCHEDULE	OF SCHEDULE	RPI	RPI	RPI	RPI
DIV. I ONLY	16- 11	124	0- 1	310	233	190	190	18	18	
DIV. I NON-CONF.	8- 3	72	0- 0	339	280	199	199	21	21	
TOTALS	RPI 1-25	RPI 26-50	W-L RECORDS	RPI 51-100	RPI 101-150	RPI 150+				
16- 11	0- 0	0- 0	OVERALL	1- 3	0- 2	15- 6				
11- 3	0- 0	0- 0	HOME	1- 1	0- 0	10- 2				
5- 8	0- 0	0- 0	AWAY	0- 2	0- 2	5- 4				
0- 0	0- 0	0- 0	NEUTRAL	0- 0	0- 0	0- 0				
8- 3	0- 0	0- 0	NON-CONFERENCE	0- 0	0- 1	8- 2				
5- 1	0- 0	0- 0	HOME	0- 0	0- 0	5- 1				
3- 2	0- 0	0- 0	AWAY	0- 0	0- 1	3- 1				
0- 0	0- 0	0- 0	NEUTRAL	0- 0	0- 0	0- 0				
8- 8	0- 0	0- 0	CONFERENCE	1- 3	0- 1	7- 4				
6- 2	0- 0	0- 0	HOME	1- 1	0- 0	5- 1				
2- 6	0- 0	0- 0	AWAY	0- 2	0- 1	2- 3				
0- 0	0- 0	0- 0	NEUTRAL	0- 0	0- 0	0- 0				

RPI 1-25			RPI 26-50			RPI 51-100			RPI 101+			Team's RPI: 190			
RPI	S	Opponent	Score	RPI	S	Opponent	Score	RPI	S	Opponent	Score	RPI	S	Opponent	Score
								51	A	Bucknell	71 75	117	A	Boston College	63 89
								51	H	Bucknell	61 60	139	A	Lehigh	55 64
								71	A	American	58 70	158	A	Boston U.	64 61
								71	H	American	44 71	158	H	Boston U.	75 69
												180	H	Rider	71 61
												219	H	Hofstra	72 66
												227	A	Navy	47 54
												227	H	Navy	47 44
												242	A	Albany (NY)	56 50
												245	H	Colgate	67 70
												248	H	Rhode Island	73 65
												272	H	Brown	85 89
												280	A	Army West Point	53 60
												280	H	Army West Point	58 39
												281	A	Vermont	65 40
												282	H	Manhattan	61 53
												296	A	Loyola Maryland	58 48
												296	H	Loyola Maryland	78 60
												299	A	Bryant	81 62
												312	A	New Hampshire	62 74
												321	H	UMass Lowell	63 54
												325	A	Lafayette	63 73
												325	H	Lafayette	56 53
LAST 12 Division I GAMES:															
				71	H	American	44 71					325	H	Lafayette	56 53
				51	H	Bucknell	61 60					71	A	American	58 70
				280	A	Army West Point	53 60					51	A	Bucknell	71 75
				158	A	Boston U.	64 61					280	H	Army West Point	58 39
				227	H	Navy	47 44					158	H	Boston U.	75 69
				296	A	Loyola Maryland	58 48					227	A	Navy	47 54

Non-Div I Games:

Holy Cross

Loss, Non-Conf, S Site, H Home A Away N Neutral

Average RPI Win:	194	WON-LOST	WINNING	LAST 10	STRENGTH OF	OPP. STRENGTH	TEAM	ADJ.	CONF.	ADJ CONF.
Average RPI Loss:	80	RECORD	PCT. RANK	GAMES	SCHEDULE	OF SCHEDULE	RPI	RPI	RPI	RPI
DIV. I ONLY	15- 12	145	0- 1	88	87	103	103	9	9	
DIV. I NON-CONF.	6- 7	172	0- 0	73	93	110	110	8	8	
TOTALS	RPI 1-25	RPI 26-50	W-L RECORDS	RPI 51-100	RPI 101-150	RPI 150+				
15- 12	0- 3	1- 1	OVERALL	0- 4	2- 2	12- 2				
6- 6	0- 2	1- 0	HOME	0- 2	1- 2	4- 0				
9- 6	0- 1	0- 1	AWAY	0- 2	1- 0	8- 2				
0- 0	0- 0	0- 0	NEUTRAL	0- 0	0- 0	0- 0				
6- 7	0- 1	1- 1	NON-CONFERENCE	0- 3	0- 1	5- 1				
1- 4	0- 1	1- 0	HOME	0- 2	0- 1	0- 0				
5- 3	0- 0	0- 1	AWAY	0- 1	0- 0	5- 1				
0- 0	0- 0	0- 0	NEUTRAL	0- 0	0- 0	0- 0				
9- 5	0- 2	0- 0	CONFERENCE	0- 1	2- 1	7- 1				
5- 2	0- 1	0- 0	HOME	0- 0	1- 1	4- 0				
4- 3	0- 1	0- 0	AWAY	0- 1	1- 0	3- 1				
0- 0	0- 0	0- 0	NEUTRAL	0- 0	0- 0	0- 0				

RPI	S	Opponent	Score	RPI	S	Opponent	Score	RPI	S	Opponent	Score	RPI	S	Opponent	Score	Team's RPI: 103
6	H	UConn	61 81	38	A	California	79 80	54	H	New Mexico	84 89	117	H	Boston College	57 64	
16	A	UCF	56 58	41	H	Georgia Tech	95 89	69	A	FGCU	71 76	123	A	South Fla.	54 52	
22	H	Texas A&M	52 68					84	A	Cincinnati	57 68	123	H	South Fla.	49 59	
								92	H	UT Arlington	61 65	150	H	Tulsa	76 44	
												165	H	Tulane	83 82	
												170	A	Temple	65 76	
												170	H	Temple	78 65	
												174	A	Louisiana Tech	88 100	
												182	A	Southern Miss.	61 44	
												196	A	George Mason	66 56	
												209	A	Memphis	59 57	
												211	A	SMU	72 61	
												211	H	SMU	69 68	
												220	H	East Carolina	63 52	
												234	A	Columbia	83 72	
												246	A	Wichita St.	66 58	
												256	A	ETSU	84 77	
												303	A	Incarinate Word	79 60	
LAST 12 Division I GAMES:																
123	H	South Fla.	49 59	211	H	SMU	69 68									
209	A	Memphis	59 57	16	A	UCF	56 58									
165	H	Tulane	83 82	150	H	Tulsa	76 44									
220	H	East Carolina	63 52	84	A	Cincinnati	57 68									
123	A	South Fla.	54 52	246	A	Wichita St.	66 58									
170	A	Temple	65 76	170	H	Temple	78 65									

Non-Div I Games:

Houston

■ Loss,
 ■ Non-Conf,
 ■ S Site,
 ■ H Home
 ■ A Away
 N Neutral

Houston Baptist

Through Games Of Feb. 27, 2019






































































Average RPI Win:	303	WON-LOST	WINNING	LAST 10	STRENGTH OF	OPP. STRENGTH	TEAM	ADJ.	CONF.	ADJ CONF.
Average RPI Loss:	190	RECORD	PCT. RANK	GAMES	SCHEDULE	OF SCHEDULE	RPI	RPI	RPI	RPI
DIV. I ONLY	3- 18	335	0- 0	262	280	337	337	25	25	
DIV. I NON-CONF.	1- 5	311	0- 0	291	170	336	336	23	23	
TOTALS	RPI 1-25	RPI 26-50	W-L RECORDS	RPI 51-100	RPI 101-150	RPI 150+				
3- 18	0- 0	0- 0	OVERALL	0- 3	0- 2	3- 13				
3- 7	0- 0	0- 0	HOME	0- 1	0- 0	3- 6				
0- 11	0- 0	0- 0	AWAY	0- 2	0- 2	0- 7				
0- 0	0- 0	0- 0	NEUTRAL	0- 0	0- 0	0- 0				
1- 5	0- 0	0- 0	NON-CONFERENCE	0- 0	0- 2	1- 3				
1- 1	0- 0	0- 0	HOME	0- 0	0- 0	1- 1				
0- 4	0- 0	0- 0	AWAY	0- 0	0- 2	0- 2				
0- 0	0- 0	0- 0	NEUTRAL	0- 0	0- 0	0- 0				
2- 13	0- 0	0- 0	CONFERENCE	0- 3	0- 0	2- 10				
2- 6	0- 0	0- 0	HOME	0- 1	0- 0	2- 5				
0- 7	0- 0	0- 0	AWAY	0- 2	0- 0	0- 5				
0- 0	0- 0	0- 0	NEUTRAL	0- 0	0- 0	0- 0				

RPI 1-25			RPI 26-50			RPI 51-100			RPI 101+			Team's RPI: 337		
RPI	S	Opponent	Score	RPI	S	Opponent	Score	RPI	S	Opponent	Score			
								65	A	Lamar University	50	63		
								65	H	Lamar University	49	97		
								79	A	SFA	53	65		
										129	A	Oklahoma St.	44	77
										144	A	Texas Tech	76	82
										159	H	Abilene Christian	62	72
										166	H	Oral Roberts	56	74
										172	A	Nicholls St.	54	77
										172	H	Nicholls St.	55	58
										176	A	North Texas	75	100
										185	A	Sam Houston St.	64	83
										185	H	Sam Houston St.	63	74
										243	H	A&M-Corpus Christi	56	70
										246	A	Wichita St.	50	68
										270	H	Central Ark.	58	77
										291	H	New Orleans	83	74
										303	H	Incarnate Word	60	59
										306	A	Southeastern La.	65	73
										315	H	La.-Monroe	68	60
										323	A	McNeese	71	81
										328	A	Northwestern St.	46	63
LAST 12 Division I GAMES:														
				65	H	Lamar University	49	97		243	H	A&M-Corpus Christi	56	70
				185	A	Sam Houston St.	64	83		303	H	Incarnate Word	60	59
				328	A	Northwestern St.	46	63		323	A	McNeese	71	81
				172	H	Nicholls St.	55	58		306	A	Southeastern La.	65	73
				270	H	Central Ark.	58	77		185	H	Sam Houston St.	63	74
				79	A	SFA	53	65		159	H	Abilene Christian	62	72

Non-Div I Games: Howard Payne 93 60 Tex. A&M Int'l 81 48 McMurry 92 41 Southwest (NM) 100 57
Houston Baptist




Loss, Non-Conf, S Site, H Home A Away N Neutral

Average RPI Win: 296	WON-LOST	WINNING	LAST 10	STRENGTH OF	OPP. STRENGTH	TEAM	ADJ.	CONF.	ADJ CONF.
Average RPI Loss: 188	RECORD	PCT. RANK	GAMES	SCHEDULE	OF SCHEDULE	RPI	RPI	RPI	RPI
DIV. I ONLY	16- 11	124	1- 0	337	343	220	220	32	32
DIV. I NON-CONF.	7- 6	153	0- 0	295	306	196	196	32	32
TOTALS	RPI 1-25	RPI 26-50	W-L RECORDS	RPI 51-100	RPI 101-150	RPI 150+			
16- 11	0- 0	0- 1	OVERALL	0- 1	0- 0	16- 9			
8- 4	0- 0	0- 0	HOME	0- 0	0- 0	8- 4			
8- 7	0- 0	0- 1	AWAY	0- 1	0- 0	8- 5			
0- 0	0- 0	0- 0	NEUTRAL	0- 0	0- 0	0- 0			
7- 6	0- 0	0- 1	NON-CONFERENCE	0- 1	0- 0	7- 4			
2- 2	0- 0	0- 0	HOME	0- 0	0- 0	2- 2			
5- 4	0- 0	0- 1	AWAY	0- 1	0- 0	5- 2			
0- 0	0- 0	0- 0	NEUTRAL	0- 0	0- 0	0- 0			
9- 5	0- 0	0- 0	CONFERENCE	0- 0	0- 0	9- 5			
6- 2	0- 0	0- 0	HOME	0- 0	0- 0	6- 2			
3- 3	0- 0	0- 0	AWAY	0- 0	0- 0	3- 3			
0- 0	0- 0	0- 0	NEUTRAL	0- 0	0- 0	0- 0			

RPI S	Opponent	Score	RPI S	Opponent	Score	RPI S	Opponent	Score	RPI S	Opponent	Score	Team's RPI: 220
			31 	North Carolina	63  	84 	Cincinnati	51  	153 	Mercer	70  	
									171 	William & Mary	75  	
									191 	UMES	72  	
									191 	UMES	73  	
									192 	N.C. A&T	58  	
									196 	George Mason	73 59	
									206 	Bethune-Cookman	63  	
									206 	Bethune-Cookman	61 40	
									215 	Campbell	69 64	
									265 	Norfolk St.	74 70	
									267 	Niagara	68 61	
									271 	Siena	81  	
									276 	Richmond	60  	
									287 	La Salle	57 54	
									301 	South Carolina St.	63  	
									308 	Morgan St.	74 62	
									308 	Morgan St.	79 56	
									313 	FIU	89 62	
									320 	NJIT	77 57	
									330 	Coppin St.	88 81	
									340 	N.C. Central	80 70	
									343 	Delaware St.	78 62	
									347 	Florida A&M	81 59	
									347 	Florida A&M	74 68	
									348 	Fairleigh Dickinson	79 58	
LAST 12 Division I GAMES:												
			308 	Morgan St.	74 62	265 	Norfolk St.	74 70				
			330 	Coppin St.	88 81	191 	UMES	73  				
			340 	N.C. Central	80 70	343 	Delaware St.	78 62				
			192 	N.C. A&T	58  	301 	South Carolina St.	63  				
			206 	Bethune-Cookman	63  	308 	Morgan St.	79 56				
			347 	Florida A&M	81 59	206 	Bethune-Cookman	61 40				

Non-Div I Games:

Howard

 Loss,
  Non-Conf, S Site,
  Home
  Away
 N Neutral

Average RPI Win:	242	WON-LOST	WINNING	LAST 10	STRENGTH OF	OPP. STRENGTH	TEAM	ADJ.	CONF.	ADJ CONF.
Average RPI Loss:	107	RECORD	PCT. RANK	GAMES	SCHEDULE	OF SCHEDULE	RPI	RPI	RPI	RPI
DIV. I ONLY	17- 9	88	1- 0	249	187	133	133	21	21	
DIV. I NON-CONF.	5- 5	162	0- 0	77	109	98	98	18	18	
TOTALS	RPI 1-25	RPI 26-50	W-L RECORDS	RPI 51-100	RPI 101-150	RPI 150+				
17- 9	0- 1	0- 1	OVERALL	1- 3	3- 1	13- 3				
7- 3	0- 0	0- 1	HOME	0- 2	2- 0	5- 0				
9- 6	0- 1	0- 0	AWAY	1- 1	0- 1	8- 3				
1- 0	0- 0	0- 0	NEUTRAL	0- 0	1- 0	0- 0				
5- 5	0- 1	0- 1	NON-CONFERENCE	0- 1	2- 0	3- 2				
1- 2	0- 0	0- 1	HOME	0- 1	1- 0	0- 0				
3- 3	0- 1	0- 0	AWAY	0- 0	0- 0	3- 2				
1- 0	0- 0	0- 0	NEUTRAL	0- 0	1- 0	0- 0				
12- 4	0- 0	0- 0	CONFERENCE	1- 2	1- 1	10- 1				
6- 1	0- 0	0- 0	HOME	0- 1	1- 0	5- 0				
6- 3	0- 0	0- 0	AWAY	1- 1	0- 1	5- 1				
0- 0	0- 0	0- 0	NEUTRAL	0- 0	0- 0	0- 0				

RPI 1-25				RPI 26-50				RPI 51-100				RPI 101+ Team's RPI: 133			
RPI	S	Opponent	Score	RPI	S	Opponent	Score	RPI	S	Opponent	Score	RPI	S	Opponent	Score
8	A	Iowa	58 72	39	H	Ohio	66 73	62	A	Wright St.	59 66	107	N	VCU	63 61
								62	H	Wright St.	75 78	119	A	Youngstown St.	52 70
								76	A	Green Bay	67 63	119	H	Youngstown St.	64 44
								90	H	UNI	40 53	132	H	UT Martin	73 72
												151	A	Southern Ill.	73 78
												183	A	Wisconsin	64 65
												189	A	Indiana St.	64 59
												194	A	Milwaukee	67 66
												204	A	Ole Miss	66 58
												253	A	Northern Ky.	57 60
												253	H	Northern Ky.	70 48
												284	A	Cleveland St.	75 50
												284	H	Cleveland St.	64 36
												307	A	UTSA	58 50
												309	A	Oakland	76 70
												309	H	Oakland	82 53
												333	A	Detroit Mercy	58 41
												333	H	Detroit Mercy	82 47
												339	A	UIC	73 44
												339	H	UIC	71 43
LAST 12 Division I GAMES:															
339	A	UIC	73 44	253	A	Northern Ky.	57 60								
333	A	Detroit Mercy	58 41	76	A	Green Bay	67 63								
309	A	Oakland	76 70	194	A	Milwaukee	67 66								
284	H	Cleveland St.	64 36	339	H	UIC	71 43								
119	H	Youngstown St.	64 44	309	H	Oakland	82 53								
62	A	Wright St.	59 66	333	H	Detroit Mercy	82 47								

Non-Div I Games: Purdue Northwest 101 40

IUPUI

■ Loss,
 ■ Non-Conf, S Site,
 ■ Home
 ■ Away
 N Neutral

Average RPI Win:	200	WON-LOST	WINNING	LAST 10	STRENGTH OF	OPP. STRENGTH	TEAM	ADJ.	CONF.	ADJ CONF.
Average RPI Loss:	115	RECORD	PCT. RANK	GAMES	SCHEDULE	OF SCHEDULE	RPI	RPI	RPI	RPI
DIV. I ONLY	16- 9	96	1- 0	151	117	89	89	16	16	
DIV. I NON-CONF.	3- 6	241	0- 0	58	42	144	144	12	12	
TOTALS	RPI 1-25	RPI 26-50	W-L RECORDS	RPI 51-100	RPI 101-150	RPI 150+				
16- 9	0- 2	0- 0	OVERALL	1- 2	5- 2	10- 3				
9- 1	0- 0	0- 0	HOME	0- 0	3- 1	6- 0				
7- 7	0- 2	0- 0	AWAY	1- 1	2- 1	4- 3				
0- 1	0- 0	0- 0	NEUTRAL	0- 1	0- 0	0- 0				
3- 6	0- 2	0- 0	NON-CONFERENCE	0- 2	2- 0	1- 2				
2- 0	0- 0	0- 0	HOME	0- 0	1- 0	1- 0				
1- 5	0- 2	0- 0	AWAY	0- 1	1- 0	0- 2				
0- 1	0- 0	0- 0	NEUTRAL	0- 1	0- 0	0- 0				
13- 3	0- 0	0- 0	CONFERENCE	1- 0	3- 2	9- 1				
7- 1	0- 0	0- 0	HOME	0- 0	2- 1	5- 0				
6- 2	0- 0	0- 0	AWAY	1- 0	1- 1	4- 1				
0- 0	0- 0	0- 0	NEUTRAL	0- 0	0- 0	0- 0				

RPI 1-25				RPI 26-50				RPI 51-100 Team's RPI: 89				RPI 101+			
RPI	S	Opponent	Score	RPI	S	Opponent	Score	RPI	S	Opponent	Score	RPI	S	Opponent	Score
4	A	Stanford	71 115					56	A	Wyoming	61 64	112	A	Northern Colo.	72 77
14	A	Gonzaga	51 88					60	N	Boise St.	85 91	112	H	Northern Colo.	72 86
								91	A	Idaho St.	86 72	126	H	Portland St.	80 78
												136	A	Montana St.	82 66
												136	H	Montana St.	90 65
												144	A	Texas Tech	88 77
												147	H	CSUN	88 73
												169	A	Montana	79 82
												169	H	Montana	76 68
												187	A	Eastern Wash.	75 74
												187	H	Eastern Wash.	84 68
												232	H	Sacramento St.	104 66
												233	A	Hawaii	61 69
												249	H	San Francisco	70 63
												254	A	Northern Ariz.	86 69
												254	H	Northern Ariz.	90 72
												275	A	Long Beach St.	63 70
												285	A	Southern Utah	82 70
												285	H	Southern Utah	77 49
												319	A	Weber St.	79 74
LAST 12 Division I GAMES:															
285	H	Southern Utah	77 49	285	A	Southern Utah	82 70								
254	H	Northern Ariz.	90 72	254	A	Northern Ariz.	86 69								
187	A	Eastern Wash.	75 74	126	H	Portland St.	80 78								
112	A	Northern Colo.	72 77	232	H	Sacramento St.	104 66								
136	H	Montana St.	90 65	169	A	Montana	79 82								
169	H	Montana	76 68	136	A	Montana St.	82 66								

Non-Div I Games:

Idaho

■ Loss,
■ Non-Conf,
■ S Site,
■ H Home
■ A Away
N Neutral

Average RPI Win:	219	WON-LOST	WINNING	LAST 10	STRENGTH OF	OPP. STRENGTH	TEAM	ADJ.	CONF.	ADJ CONF.
Average RPI Loss:	102	RECORD	PCT. RANK	GAMES	SCHEDULE	OF SCHEDULE	RPI	RPI	RPI	RPI
DIV. I ONLY	17- 8	75	1- 0	148	190	91	91	16	16	
DIV. I NON-CONF.	4- 4	162	0- 0	29	215	68	68	12	12	
TOTALS	RPI 1-25	RPI 26-50	W-L RECORDS	RPI 51-100	RPI 101-150	RPI 150+				
17- 8	0- 1	0- 1	OVERALL	0- 3	5- 1	12- 2				
9- 2	0- 0	0- 0	HOME	0- 1	3- 0	6- 1				
7- 5	0- 1	0- 0	AWAY	0- 2	2- 1	5- 1				
1- 1	0- 0	0- 1	NEUTRAL	0- 0	0- 0	1- 0				
4- 4	0- 1	0- 1	NON-CONFERENCE	0- 2	1- 0	3- 0				
2- 0	0- 0	0- 0	HOME	0- 0	1- 0	1- 0				
1- 3	0- 1	0- 0	AWAY	0- 2	0- 0	1- 0				
1- 1	0- 0	0- 1	NEUTRAL	0- 0	0- 0	1- 0				
13- 4	0- 0	0- 0	CONFERENCE	0- 1	4- 1	9- 2				
7- 2	0- 0	0- 0	HOME	0- 1	2- 0	5- 1				
6- 2	0- 0	0- 0	AWAY	0- 0	2- 1	4- 1				
0- 0	0- 0	0- 0	NEUTRAL	0- 0	0- 0	0- 0				

RPI 1-25				RPI 26-50				RPI 51-100 Team's RPI: 91				RPI 101+			
RPI	S	Opponent	Score	RPI	S	Opponent	Score	RPI	S	Opponent	Score	RPI	S	Opponent	Score
14	A	Gonzaga	51 70	41	N	Georgia Tech	51 74	63	A	Utah	60 74	101	H	Pepperdine	65 63
								75	A	Arizona	46 71	112	A	Northern Colo.	56 60
								89	H	Idaho	72 86	126	A	Portland St.	58 57
												126	H	Portland St.	72 54
												136	A	Montana St.	62 49
												136	H	Montana St.	61 43
												169	A	Montana	59 60
												169	H	Montana	50 34
												187	H	Eastern Wash.	63 48
												232	A	Sacramento St.	56 42
												232	H	Sacramento St.	73 43
												252	A	California Baptist	72 57
												254	A	Northern Ariz.	80 69
												254	H	Northern Ariz.	77 81
												273	H	Utah Valley	80 68
												285	A	Southern Utah	69 57
												285	H	Southern Utah	80 47
												297	N	Kennesaw St.	60 49
												319	A	Weber St.	70 57
												319	H	Weber St.	84 57
LAST 12 Division I GAMES:															
319	H	Weber St.	84 57	126	A	Portland St.	58 57								
126	H	Portland St.	72 54	232	A	Sacramento St.	56 42								
169	A	Montana	59 60	136	H	Montana St.	61 43								
136	A	Montana St.	62 49	169	H	Montana	50 34								
285	H	Southern Utah	80 47	112	A	Northern Colo.	56 60								
254	H	Northern Ariz.	77 81	232	H	Sacramento St.	73 43								

Non-Div I Games: Benedictine Mesa 88 51

Idaho St.

■ Loss,
 ■ Non-Conf,
 ■ S Site,
 ■ H Home
 ■ A Away
 N Neutral

Average RPI Win:	234	WON-LOST	WINNING	LAST 10	STRENGTH OF	OPP. STRENGTH	TEAM	ADJ.	CONF.	ADJ CONF.
Average RPI Loss:	78	RECORD	PCT. RANK	GAMES	SCHEDULE	OF SCHEDULE	RPI	RPI	RPI	RPI
DIV. I ONLY	10- 18	256	0- 1	114	76	212	212	5	5	
DIV. I NON-CONF.	8- 3	72	0- 0	290	263	178	178	6	6	
TOTALS	RPI 1-25	RPI 26-50	W-L RECORDS	RPI 51-100	RPI 101-150	RPI 150+				
10- 18	0- 3	0- 5	OVERALL	0- 4	1- 4	9- 2				
8- 9	0- 2	0- 3	HOME	0- 2	0- 2	8- 0				
2- 8	0- 1	0- 2	AWAY	0- 2	1- 2	1- 1				
0- 1	0- 0	0- 0	NEUTRAL	0- 0	0- 0	0- 1				
8- 3	0- 0	0- 2	NON-CONFERENCE	0- 0	0- 0	8- 1				
7- 1	0- 0	0- 1	HOME	0- 0	0- 0	7- 0				
1- 1	0- 0	0- 1	AWAY	0- 0	0- 0	1- 0				
0- 1	0- 0	0- 0	NEUTRAL	0- 0	0- 0	0- 1				
2- 15	0- 3	0- 3	CONFERENCE	0- 4	1- 4	1- 1				
1- 8	0- 2	0- 2	HOME	0- 2	0- 2	1- 0				
1- 7	0- 1	0- 1	AWAY	0- 2	1- 2	0- 1				
0- 0	0- 0	0- 0	NEUTRAL	0- 0	0- 0	0- 0				

RPI	S	Opponent	Score	RPI	S	Opponent	Score	RPI	S	Opponent	Score	RPI	S	Opponent	Score	Team's RPI: 212
8	A	Iowa	66 88	26	H	Rutgers	60 71	53	H	Indiana	83 85	106	A	Minnesota	66 62	
8	H	Iowa	75 94	30	H	Missouri	45 67	77	A	Purdue	50 72	111	A	Northwestern	45 68	
13	H	Maryland	66 80	40	A	Michigan St.	60 77	78	A	Ohio St.	70 78	111	H	Northwestern	56 64	
				42	A	Clemson	67 69	85	H	Nebraska	67 77	127	A	Penn St.	48 62	
				45	H	Michigan	56 70					127	H	Penn St.	65 76	
												183	A	Wisconsin	67 75	
												183	H	Wisconsin	78 68	
												189	H	Indiana St.	75 57	
												205	H	Eastern Mich.	72 66	
												232	N	Sacramento St.	107 109	
												234	H	Columbia	76 69	
												239	H	SIUE	74 57	
												269	H	Murray St.	84 52	
												289	H	Alabama A&M	88 60	
												314	H	Valparaiso	73 54	
												316	A	Cal Poly	74 51	
LAST 12 Division I GAMES:																
127	H	Penn St.	65 76	13	H	Maryland	66 80									
183	A	Wisconsin	67 75	78	A	Ohio St.	70 78									
45	H	Michigan	56 70	111	H	Northwestern	56 64									
8	A	Iowa	66 88	40	A	Michigan St.	60 77									
183	H	Wisconsin	78 68	8	H	Iowa	75 94									
77	A	Purdue	50 72	85	H	Nebraska	67 77									

Non-Div I Games:

Illinois

Average RPI Win: 223	WON-LOST	WINNING	LAST 10	STRENGTH OF	OPP. STRENGTH	TEAM	ADJ.	CONF.	ADJ CONF.
Average RPI Loss: 162	RECORD	PCT. RANK	GAMES	SCHEDULE	OF SCHEDULE	RPI	RPI	RPI	RPI
DIV. I ONLY	14- 10	129	0- 1	218	222	160	160	13	13
DIV. I NON-CONF.	6- 4	125	0- 0	297	312	171	171	15	15
TOTALS	RPI 1-25	RPI 26-50	W-L RECORDS	RPI 51-100	RPI 101-150	RPI 150+			
14- 10	0- 1	0- 0	OVERALL	2- 2	0- 0	12- 7			
8- 3	0- 1	0- 0	HOME	1- 1	0- 0	7- 1			
6- 7	0- 0	0- 0	AWAY	1- 1	0- 0	5- 6			
0- 0	0- 0	0- 0	NEUTRAL	0- 0	0- 0	0- 0			
6- 4	0- 0	0- 0	NON-CONFERENCE	0- 1	0- 0	6- 3			
4- 0	0- 0	0- 0	HOME	0- 0	0- 0	4- 0			
2- 4	0- 0	0- 0	AWAY	0- 1	0- 0	2- 3			
0- 0	0- 0	0- 0	NEUTRAL	0- 0	0- 0	0- 0			
8- 6	0- 1	0- 0	CONFERENCE	2- 1	0- 0	6- 4			
4- 3	0- 1	0- 0	HOME	1- 1	0- 0	3- 1			
4- 3	0- 0	0- 0	AWAY	1- 0	0- 0	3- 3			
0- 0	0- 0	0- 0	NEUTRAL	0- 0	0- 0	0- 0			

RPI 1-25				RPI 26-50				RPI 51-100				RPI 101+				Team's RPI: 160	
RPI	S	Opponent	Score	RPI	S	Opponent	Score	RPI	S	Opponent	Score	RPI	S	Opponent	Score		
23	H	Drake	64 82					52	A	Butler	56 58	151	A	Southern Ill.	68 66		
								70	A	Missouri St.	60 56	151	H	Southern Ill.	60 52		
								70	H	Missouri St.	47 59	156	A	Bradley	65 75		
								90	H	UNI	66 64	156	H	Bradley	68 79		
												179	H	Saint Louis	72 67		
												189	A	Indiana St.	44 59		
												189	H	Indiana St.	78 70		
												205	A	Eastern Mich.	41 50		
												236	A	UMKC	62 55		
												239	A	SIUE	61 68		
												244	A	Loyola Chicago	59 62		
												253	A	Northern Ky.	58 53		
												255	H	North Dakota	67 55		
												263	H	Austin Peay	61 49		
												284	A	Cleveland St.	63 67		
												309	H	Oakland	62 56		
												314	A	Valparaiso	70 67		
												332	A	Evansville	72 61		
												332	H	Evansville	82 59		
LAST 12 Division I GAMES:																	
				156	A	Bradley	65 75					244	A	Loyola Chicago	59 62		
				151	A	Southern Ill.	68 66					156	H	Bradley	68 79		
				70	A	Missouri St.	60 56					70	H	Missouri St.	47 59		
				189	H	Indiana St.	78 70					151	H	Southern Ill.	60 52		
				332	H	Evansville	82 59					332	A	Evansville	72 61		
				314	A	Valparaiso	70 67					189	A	Indiana St.	44 59		

Non-Div I Games: Maryville (MO) 61 52

Illinois St.

Average RPI Win:	312	WON-LOST	WINNING	LAST 10	STRENGTH OF	OPP. STRENGTH	TEAM	ADJ.	CONF.	ADJ CONF.
Average RPI Loss:	160	RECORD	PCT. RANK	GAMES	SCHEDULE	OF SCHEDULE	RPI	RPI	RPI	RPI
DIV. I ONLY	4- 22	330	1- 0	137	279	303	303	25	25	
DIV. I NON-CONF.	0- 11	336	0- 0	74	202	306	306	23	23	
TOTALS	RPI 1-25	RPI 26-50	W-L RECORDS	RPI 51-100	RPI 101-150	RPI 150+				
4- 22	0- 1	0- 2	OVERALL	0- 6	0- 2	4- 11				
3- 8	0- 0	0- 1	HOME	0- 3	0- 1	3- 3				
1- 14	0- 1	0- 1	AWAY	0- 3	0- 1	1- 8				
0- 0	0- 0	0- 0	NEUTRAL	0- 0	0- 0	0- 0				
0- 11	0- 1	0- 2	NON-CONFERENCE	0- 2	0- 2	0- 4				
0- 4	0- 0	0- 1	HOME	0- 1	0- 1	0- 1				
0- 7	0- 1	0- 1	AWAY	0- 1	0- 1	0- 3				
0- 0	0- 0	0- 0	NEUTRAL	0- 0	0- 0	0- 0				
4- 11	0- 0	0- 0	CONFERENCE	0- 4	0- 0	4- 7				
3- 4	0- 0	0- 0	HOME	0- 2	0- 0	3- 2				
1- 7	0- 0	0- 0	AWAY	0- 2	0- 0	1- 5				
0- 0	0- 0	0- 0	NEUTRAL	0- 0	0- 0	0- 0				

RPI S	Opponent	Score	RPI S	Opponent	Score	RPI S	Opponent	Score	RPI S	Opponent	Score	Team's RPI: 303
19	A Arizona St.	43 81	33	A South Dakota	43 96	65	A Lamar University	53 79	103	H Houston	60 79	
			34	H Rice	63 74	65	H Lamar University	51 77	106	A Minnesota	39 75	
						75	A Arizona	42 84	159	H Abilene Christian	50 71	
						79	A SFA	48 65	172	A Nicholls St.	62 86	
						79	H SFA	56 66	185	H Sam Houston St.	56 76	
						92	H UT Arlington	49 97	226	A Massachusetts	59 71	
									240	A San Diego St.	38 81	
									243	A A&M-Corpus Christi	49 57	
									270	A Central Ark.	43 74	
									291	A New Orleans	55 58	
									291	H New Orleans	81 69	
									306	H Southeastern La.	76 69	
									319	H Weber St.	64 72	
									323	A McNeese	68 66	
									328	H Northwestern St.	100 91	
									336	A Grand Canyon	63 74	
									337	A Houston Baptist	59 60	
LAST 12 Division I GAMES:												
328	H Northwestern St.	100 91	291	A New Orleans	55 58							
79	A SFA	48 65	337	A Houston Baptist	59 60							
65	A Lamar University	53 79	291	H New Orleans	81 69							
159	H Abilene Christian	50 71	65	H Lamar University	51 77							
306	H Southeastern La.	76 69	79	H SFA	56 66							
243	A A&M-Corpus Christi	49 57	270	A Central Ark.	43 74							

Non-Div I Games:

Indiana

Through Games Of Feb. 27, 2019

Average RPI Win:	122	WON-LOST	WINNING	LAST 10	STRENGTH OF	OPP. STRENGTH	TEAM	ADJ.	CONF.	ADJ CONF.
Average RPI Loss:	76	RECORD	PCT. RANK	GAMES	SCHEDULE	OF SCHEDULE	RPI	RPI	RPI	RPI
DIV. I ONLY	18- 11	112	0- 1	44	51	53	53	5	5	
DIV. I NON-CONF.	11- 1	13	0- 0	110	58	20	20	6	6	
TOTALS	RPI 1-25	RPI 26-50	W-L RECORDS	RPI 51-100	RPI 101-150	RPI 150+				
18- 11	1- 1	4- 4	OVERALL	4- 2	3- 3	6- 1				
10- 4	1- 1	2- 1	HOME	3- 0	1- 2	3- 0				
6- 6	0- 0	1- 3	AWAY	1- 2	1- 1	3- 0				
2- 1	0- 0	1- 0	NEUTRAL	0- 0	1- 0	0- 1				
11- 1	0- 0	2- 0	NON-CONFERENCE	3- 0	2- 0	4- 1				
6- 0	0- 0	0- 0	HOME	3- 0	0- 0	3- 0				
3- 0	0- 0	1- 0	AWAY	0- 0	1- 0	1- 0				
2- 1	0- 0	1- 0	NEUTRAL	0- 0	1- 0	0- 1				
7- 10	1- 1	2- 4	CONFERENCE	1- 2	1- 3	2- 0				
4- 4	1- 1	2- 1	HOME	0- 0	1- 2	0- 0				
3- 6	0- 0	0- 3	AWAY	1- 2	0- 1	2- 0				
0- 0	0- 0	0- 0	NEUTRAL	0- 0	0- 0	0- 0				

RPI 1-25				RPI 26-50				RPI 51-100 Team's RPI: 53				RPI 101+			
RPI	S	Opponent	Score	RPI	S	Opponent	Score	RPI	S	Opponent	Score	RPI	S	Opponent	Score
8	H	Iowa	75 73	26	A	Rutgers	64 69	52	H	Butler	66 46	106	H	Minnesota	61 65
13	H	Maryland	56 76	26	H	Rutgers	61 69	70	H	Missouri St.	98 74	110	N	Loyola Marymount	67 43
				32	A	UCLA	67 65	77	A	Purdue	53 56	111	A	Northwestern	49 69
				33	N	South Dakota	68 60	78	A	Ohio St.	50 55	111	H	Northwestern	69 75
				40	A	Michigan St.	61 77	85	A	Nebraska	82 78	127	H	Penn St.	83 75
				40	H	Michigan St.	68 64	99	H	Northern Ill.	91 73	128	A	Wake Forest	87 73
				45	A	Michigan	58 67					183	A	Wisconsin	75 68
				45	H	Michigan	70 60					194	H	Milwaukee	68 66
												203	N	Grambling	62 65
												212	A	Illinois	85 83
												218	H	Florida	83 64
												251	H	North Florida	75 52
												309	A	Oakland	59 32
LAST 12 Division I GAMES:															
111	A	Northwestern	49 69	85	A	Nebraska	82 78								
8	H	Iowa	75 73	26	A	Rutgers	64 69								
26	H	Rutgers	61 69	13	H	Maryland	56 76								
45	A	Michigan	58 67	45	H	Michigan	70 60								
40	A	Michigan St.	61 77	77	A	Purdue	53 56								
106	H	Minnesota	61 65	111	H	Northwestern	69 75								

Non-Div I Games:

Indiana

Loss, Non-Conf, S Site, H Home A Away N Neutral

Average RPI Win:	256	WON-LOST	WINNING	LAST 10	STRENGTH OF	OPP. STRENGTH	TEAM	ADJ.	CONF.	ADJ CONF.
Average RPI Loss:	142	RECORD	PCT. RANK	GAMES	SCHEDULE	OF SCHEDULE	RPI	RPI	RPI	RPI
DIV. I ONLY	10- 15	231	0- 1	162	254	189	189	13	13	
DIV. I NON-CONF.	5- 5	162	0- 0	267	335	189	189	15	15	
TOTALS	RPI 1-25	RPI 26-50	W-L RECORDS	RPI 51-100	RPI 101-150	RPI 150+				
10- 15	0- 2	0- 0	OVERALL	0- 4	0- 1	10- 8				
3- 5	0- 1	0- 0	HOME	0- 1	0- 1	3- 2				
7- 9	0- 1	0- 0	AWAY	0- 3	0- 0	7- 5				
0- 1	0- 0	0- 0	NEUTRAL	0- 0	0- 0	0- 1				
5- 5	0- 0	0- 0	NON-CONFERENCE	0- 1	0- 1	5- 3				
1- 1	0- 0	0- 0	HOME	0- 0	0- 1	1- 0				
4- 3	0- 0	0- 0	AWAY	0- 1	0- 0	4- 2				
0- 1	0- 0	0- 0	NEUTRAL	0- 0	0- 0	0- 1				
5- 10	0- 2	0- 0	CONFERENCE	0- 3	0- 0	5- 5				
2- 4	0- 1	0- 0	HOME	0- 1	0- 0	2- 2				
3- 6	0- 1	0- 0	AWAY	0- 2	0- 0	3- 3				
0- 0	0- 0	0- 0	NEUTRAL	0- 0	0- 0	0- 0				

RPI	S	Opponent	Score	RPI	S	Opponent	Score	RPI	S	Opponent	Score	RPI	S	Opponent	Score	Team's RPI: 189
23	A	Drake	77 96					52	A	Butler	49 72	133	H	IUPUI	59 64	
23	H	Drake	68 70					70	A	Missouri St.	58 71	151	A	Southern Ill.	61 58	
								90	A	UNI	63 71	156	A	Bradley	80 81	
								90	H	UNI	51 71	156	H	Bradley	45 61	
												160	A	Illinois St.	70 78	
												160	H	Illinois St.	59 44	
												179	A	Saint Louis	60 56	
												181	N	UC Irvine	61 77	
												201	A	Marshall	62 53	
												212	A	Illinois	57 75	
												230	A	Southeast Mo. St.	62 51	
												244	A	Loyola Chicago	54 56	
												244	H	Loyola Chicago	36 44	
												295	A	Eastern Ill.	39 63	
												314	A	Valparaiso	86 82	
												314	H	Valparaiso	67 59	
												332	A	Evansville	76 69	
												336	A	Grand Canyon	88 81	
												339	H	UIC	60 53	
LAST 12 Division I GAMES:																
23	A	Drake	77 96	332	A	Evansville	76 69									
90	A	UNI	63 71	90	H	UNI	51 71									
314	H	Valparaiso	67 59	23	H	Drake	68 70									
244	H	Loyola Chicago	36 44	244	A	Loyola Chicago	54 56									
160	A	Illinois St.	70 78	314	A	Valparaiso	86 82									
156	A	Bradley	80 81	156	H	Bradley	45 61									

Non-Div I Games: Davenport 79 43

Indiana St.

■ Loss,
 ■ Non-Conf,
 ■ S Site,
 ■ H Home
 ■ A Away
 N Neutral

Average RPI Win:	256	WON-LOST	WINNING	LAST 10	STRENGTH OF	OPP. STRENGTH	TEAM	ADJ.	CONF.	ADJ CONF.
Average RPI Loss:	188	RECORD	PCT. RANK	GAMES	SCHEDULE	OF SCHEDULE	RPI	RPI	RPI	RPI
DIV. I ONLY	3- 25	347	0- 1	201	249	329	329	26	26	
DIV. I NON-CONF.	1- 10	330	0- 0	67	87	283	283	27	27	
TOTALS	RPI 1-25	RPI 26-50	W-L RECORDS	RPI 51-100	RPI 101-150	RPI 150+				
3- 25	0- 1	0- 1	OVERALL	0- 3	0- 4	3- 16				
2- 13	0- 1	0- 1	HOME	0- 1	0- 2	2- 8				
1- 12	0- 0	0- 0	AWAY	0- 2	0- 2	1- 8				
0- 0	0- 0	0- 0	NEUTRAL	0- 0	0- 0	0- 0				
1- 10	0- 1	0- 0	NON-CONFERENCE	0- 3	0- 3	1- 3				
1- 5	0- 1	0- 0	HOME	0- 1	0- 2	1- 1				
0- 5	0- 0	0- 0	AWAY	0- 2	0- 1	0- 2				
0- 0	0- 0	0- 0	NEUTRAL	0- 0	0- 0	0- 0				
2- 15	0- 0	0- 1	CONFERENCE	0- 0	0- 1	2- 13				
1- 8	0- 0	0- 1	HOME	0- 0	0- 0	1- 7				
1- 7	0- 0	0- 0	AWAY	0- 0	0- 1	1- 6				
0- 0	0- 0	0- 0	NEUTRAL	0- 0	0- 0	0- 0				

RPI 1-25				RPI 26-50				RPI 51-100				RPI 101+ Team's RPI: 329			
RPI	S	Opponent	Score	RPI	S	Opponent	Score	RPI	S	Opponent	Score	RPI	S	Opponent	Score
24	H	Central Mich.	39 82	49	H	Quinnipiac	39 76	51	A	Bucknell	43 81	104	H	St. John's (NY)	35 61
								72	H	Penn	43 66	109	H	Fordham	40 57
								86	A	Toledo	38 84	134	A	Marist	36 76
												148	A	Kansas	44 75
												152	H	Stony Brook	51 53
												170	A	Temple	39 59
												180	A	Rider	64 75
												180	H	Rider	58 66
												195	H	George Washington	52 43
												219	A	Hofstra	49 74
												231	A	Monmouth	52 51
												231	H	Monmouth	38 55
												267	A	Niagara	53 72
												267	H	Niagara	46 58
												271	A	Siena	47 59
												271	H	Siena	45 66
												279	A	Canisius	47 67
												279	H	Canisius	40 48
												282	A	Manhattan	33 55
												282	H	Manhattan	52 54
LAST 12 Division I GAMES:															
293	A	Fairfield	56 67	267	A	Niagara	53 72	293	A	Fairfield	56 67	293	H	Fairfield	42 55
282	H	Manhattan	52 54	279	A	Canisius	47 67	49	H	Quinnipiac	39 76	341	H	Saint Peter's	61 57
341	H	Saint Peter's	61 57	293	H	Fairfield	42 55	293	H	Fairfield	42 55				
231	A	Monmouth	52 51	134	A	Marist	36 76								
180	A	Rider	64 75	282	A	Manhattan	33 55								
271	H	Siena	45 66												

Non-Div I Games:

Iona

■ Loss,
 ■ Non-Conf,
 ■ S Site,
 ■ H Home
 ■ A Away
 N Neutral

Average RPI Win:	111	WON-LOST	WINNING	LAST 10	STRENGTH OF	OPP. STRENGTH	TEAM	ADJ.	CONF.	ADJ CONF.
Average RPI Loss:	40	RECORD	PCT. RANK	GAMES	SCHEDULE	OF SCHEDULE	RPI	RPI	RPI	RPI
DIV. I ONLY	22- 6	31	0- 1	14	43	8	8	5	5	
DIV. I NON-CONF.	9- 2	43	0- 1	11	52	9	9	6	6	
TOTALS	RPI 1-25	RPI 26-50	W-L RECORDS	RPI 51-100	RPI 101-150	RPI 150+				
22- 6	3- 2	3- 2	OVERALL	6- 2	4- 0	6- 0				
14- 0	2- 0	3- 0	HOME	3- 0	1- 0	5- 0				
7- 5	1- 1	0- 2	AWAY	2- 2	3- 0	1- 0				
1- 1	0- 1	0- 0	NEUTRAL	1- 0	0- 0	0- 0				
9- 2	2- 2	0- 0	NON-CONFERENCE	2- 0	2- 0	3- 0				
6- 0	1- 0	0- 0	HOME	1- 0	1- 0	3- 0				
2- 1	1- 1	0- 0	AWAY	0- 0	1- 0	0- 0				
1- 1	0- 1	0- 0	NEUTRAL	1- 0	0- 0	0- 0				
13- 4	1- 0	3- 2	CONFERENCE	4- 2	2- 0	3- 0				
8- 0	1- 0	3- 0	HOME	2- 0	0- 0	2- 0				
5- 4	0- 0	0- 2	AWAY	2- 2	2- 0	1- 0				
0- 0	0- 0	0- 0	NEUTRAL	0- 0	0- 0	0- 0				

RPI	S	Opponent	Score	RPI	S	Opponent	Score	RPI	S	Opponent	Score	RPI	S	Opponent	Score
1	A	Notre Dame	71 105	26	H	Rutgers	72 66	53	A	Indiana	73 75	106	A	Minnesota	81 63
11	H	Iowa St.	73 70	40	A	Michigan St.	70 84	73	N	West Virginia	84 81	120	A	Western Ky.	104 67
13	H	Maryland	86 73	40	H	Michigan St.	86 71	77	A	Purdue	57 62	127	A	Penn St.	81 61
21	N	Florida St.	67 71	45	A	Michigan	81 90	77	H	Purdue	72 58	133	H	IUPUI	72 58
23	A	Drake	91 82	45	H	Michigan	75 61	78	A	Ohio St.	78 52	166	H	Oral Roberts	90 77
								85	A	Nebraska	74 58	183	H	Wisconsin	71 53
								85	H	Nebraska	77 71	197	H	Robert Morris	92 63
								90	H	UNI	83 57	212	A	Illinois	94 75
												212	H	Illinois	88 66
												340	H	N.C. Central	106 39
LAST 12 Division I GAMES:															
21	N	Florida St.	67 71	40	H	Michigan St.	86 71	127	A	Penn St.	81 61				
85	A	Nebraska	74 58	45	A	Michigan	81 90	77	H	Purdue	72 58				
53	A	Indiana	73 75	26	H	Rutgers	72 66	78	A	Ohio St.	78 52				
13	H	Maryland	86 73	77	H	Purdue	72 58	85	A	Nebraska	74 58				
212	H	Illinois	88 66	77	H	Purdue	72 58	85	H	Nebraska	77 71				
78	A	Ohio St.	78 52	26	H	Rutgers	72 66	90	H	UNI	83 57				
				212	A	Illinois	94 75								

Non-Div I Games:

Iowa

■ Loss,
■ Non-Conf, S Site,
■ Home
■ Away
N Neutral

Average RPI Win:	114	WON-LOST	WINNING	LAST 10	STRENGTH OF	OPP. STRENGTH	TEAM	ADJ.	CONF.	ADJ CONF.
Average RPI Loss:	27	RECORD	PCT. RANK	GAMES	SCHEDULE	OF SCHEDULE	RPI	RPI	RPI	RPI
DIV. I ONLY	21- 7	43	3- 0	6	33	11	11	3	3	
DIV. I NON-CONF.	10- 2	37	3- 0	13	105	10	10	3	3	
TOTALS	RPI 1-25	RPI 26-50	W-L RECORDS	RPI 51-100	RPI 101-150	RPI 150+				
21- 7	2- 3	4- 3	OVERALL	4- 1	7- 0	4- 0				
15- 2	2- 1	3- 1	HOME	4- 0	3- 0	3- 0				
5- 5	0- 2	1- 2	AWAY	0- 1	4- 0	0- 0				
1- 0	0- 0	0- 0	NEUTRAL	0- 0	0- 0	1- 0				
10- 2	2- 1	1- 1	NON-CONFERENCE	3- 0	0- 0	4- 0				
9- 0	2- 0	1- 0	HOME	3- 0	0- 0	3- 0				
0- 2	0- 1	0- 1	AWAY	0- 0	0- 0	0- 0				
1- 0	0- 0	0- 0	NEUTRAL	0- 0	0- 0	1- 0				
11- 5	0- 2	3- 2	CONFERENCE	1- 1	7- 0	0- 0				
6- 2	0- 1	2- 1	HOME	1- 0	3- 0	0- 0				
5- 3	0- 1	1- 1	AWAY	0- 1	4- 0	0- 0				
0- 0	0- 0	0- 0	NEUTRAL	0- 0	0- 0	0- 0				

RPI	S	Opponent	Score	RPI	S	Opponent	Score	RPI	S	Opponent	Score	RPI	S	Opponent	Score
2	A	Baylor	69 84	27	H	Texas	62 64	51	H	Bucknell	86 61	129	A	Oklahoma St.	84 71
2	H	Baylor	60 73	33	A	South Dakota	59 64	73	A	West Virginia	64 73	129	H	Oklahoma St.	89 67
8	A	Iowa	70 73	35	A	Kansas St.	81 52	73	H	West Virginia	77 61	130	A	Oklahoma	91 70
18	H	Miami (FL)	75 52	35	H	Kansas St.	96 58	87	H	Arkansas	91 82	130	H	Oklahoma	104 78
23	H	Drake	86 81	43	A	TCU	69 76	99	H	Northern Ill.	70 60	144	A	Texas Tech	64 62
				43	H	TCU	92 54					144	H	Texas Tech	105 66
				47	H	Auburn	67 64					148	A	Kansas	82 73
												205	N	Eastern Mich.	85 59
												208	H	Prairie View	94 46
												255	H	North Dakota	87 35
												267	H	Niagara	95 35
LAST 12 Division I GAMES:															
99	H	Northern Ill.	70 60	129	H	Oklahoma St.	89 67								
47	H	Auburn	67 64	43	A	TCU	69 76								
18	H	Miami (FL)	75 52	73	H	West Virginia	77 61								
144	A	Texas Tech	64 62	35	A	Kansas St.	81 52								
2	H	Baylor	60 73	144	H	Texas Tech	105 66								
130	A	Oklahoma	91 70	129	A	Oklahoma St.	84 71								

Non-Div I Games:

Iowa St.

Average RPI Win:	280	WON-LOST	WINNING	LAST 10	STRENGTH OF	OPP. STRENGTH	TEAM	ADJ.	CONF.	ADJ CONF.
Average RPI Loss:	191	RECORD	PCT. RANK	GAMES	SCHEDULE	OF SCHEDULE	RPI	RPI	RPI	RPI
DIV. I ONLY	10- 13	215	1- 0	320	315	278	278	29	29	
DIV. I NON-CONF.	2- 7	288	0- 0	228	243	295	295	28	28	
TOTALS	RPI 1-25	RPI 26-50	W-L RECORDS	RPI 51-100	RPI 101-150	RPI 150+				
10- 13	0- 1	0- 0	OVERALL	0- 2	0- 1	10- 9				
6- 3	0- 0	0- 0	HOME	0- 0	0- 0	6- 3				
3- 9	0- 1	0- 0	AWAY	0- 2	0- 0	3- 6				
1- 1	0- 0	0- 0	NEUTRAL	0- 0	0- 1	1- 0				
2- 7	0- 1	0- 0	NON-CONFERENCE	0- 2	0- 1	2- 3				
1- 1	0- 0	0- 0	HOME	0- 0	0- 0	1- 1				
0- 5	0- 1	0- 0	AWAY	0- 2	0- 0	0- 2				
1- 1	0- 0	0- 0	NEUTRAL	0- 0	0- 1	1- 0				
8- 6	0- 0	0- 0	CONFERENCE	0- 0	0- 0	8- 6				
5- 2	0- 0	0- 0	HOME	0- 0	0- 0	5- 2				
3- 4	0- 0	0- 0	AWAY	0- 0	0- 0	3- 4				
0- 0	0- 0	0- 0	NEUTRAL	0- 0	0- 0	0- 0				

RPI	S	Opponent	Score	RPI	S	Opponent	Score	RPI	S	Opponent	Score	RPI	S	Opponent	Score	Team's RPI: 278
9	A	Mississippi St.	38 105					87	A	Arkansas	57 76	140	N	Akron	57 74	
								92	A	UT Arlington	63 99	173	A	Southern U.	59 52	
												173	H	Southern U.	74 76	
												203	A	Grambling	77 74	
												203	H	Grambling	89 60	
												208	A	Prairie View	57 76	
												208	H	Prairie View	80 89	
												209	A	Memphis	67 68	
												241	A	Texas Southern	67 76	
												241	H	Texas Southern	73 64	
												258	A	Alabama St.	67 74	
												261	A	Louisiana	61 68	
												270	H	Central Ark.	65 56	
												289	A	Alabama A&M	55 58	
												306	H	Southeastern La.	45 50	
												326	H	Mississippi Val.	87 56	
												339	N	UIC	72 57	
												345	H	Ark.-Pine Bluff	60 41	
												351	A	Alcorn	82 61	
												351	H	Alcorn	88 66	
LAST 12 Division I GAMES:																
203	H	Grambling	89 60	326	H	Mississippi Val.	87 56									
241	H	Texas Southern	73 64	203	A	Grambling	77 74									
208	H	Prairie View	80 89	241	A	Texas Southern	67 76									
173	A	Southern U.	59 52	208	A	Prairie View	57 76									
351	A	Alcorn	82 61	173	H	Southern U.	74 76									
345	H	Ark.-Pine Bluff	60 41	351	H	Alcorn	88 66									

Non-Div I Games: Spring Hill 105 57 Millsaps 88 38

Jackson St.

Loss, Non-Conf, S Site, H Home A Away N Neutral

Jacksonville

Through Games Of Feb. 27, 2019

Average RPI Win: 280	WON-LOST	WINNING	LAST 10	STRENGTH OF	OPP. STRENGTH	TEAM	ADJ.	CONF.	ADJ CONF.
Average RPI Loss: 173	RECORD	PCT. RANK	GAMES	SCHEDULE	OF SCHEDULE	RPI	RPI	RPI	RPI
DIV. I ONLY	11- 14	211	0- 1	265	292	228	228	24	24
DIV. I NON-CONF.	4- 6	212	0- 0	142	294	176	176	26	26
TOTALS	RPI 1-25	RPI 26-50	W-L RECORDS	RPI 51-100	RPI 101-150	RPI 150+			
11- 14	0- 2	0- 0	OVERALL	0- 2	0- 1	11- 9			
5- 4	0- 0	0- 0	HOME	0- 0	0- 0	5- 4			
6- 8	0- 2	0- 0	AWAY	0- 1	0- 1	6- 4			
0- 2	0- 0	0- 0	NEUTRAL	0- 1	0- 0	0- 1			
4- 6	0- 2	0- 0	NON-CONFERENCE	0- 1	0- 1	4- 2			
1- 1	0- 0	0- 0	HOME	0- 0	0- 0	1- 1			
3- 3	0- 2	0- 0	AWAY	0- 0	0- 1	3- 0			
0- 2	0- 0	0- 0	NEUTRAL	0- 1	0- 0	0- 1			
7- 8	0- 0	0- 0	CONFERENCE	0- 1	0- 0	7- 7			
4- 3	0- 0	0- 0	HOME	0- 0	0- 0	4- 3			
3- 5	0- 0	0- 0	AWAY	0- 1	0- 0	3- 4			
0- 0	0- 0	0- 0	NEUTRAL	0- 0	0- 0	0- 0			

RPI 1-25			RPI 26-50			RPI 51-100			RPI 101+ Team's RPI: 228		
RPI	S	Opponent	Score	RPI	S	Opponent	Score	RPI	S	Opponent	Score
21	A	Florida St.	46 79					127	A	Penn St.	61 80
22	A	Texas A&M	53 73					153	H	Mercer	71 66
								177	A	North Ala.	59 68
								177	H	North Ala.	59 62
								206	H	Bethune-Cookman	56 58
								207	A	Stetson	46 54
								207	H	Stetson	56 69
								213	A	Liberty	64 52
								213	H	Liberty	75 85
								251	A	North Florida	80 72
								251	H	North Florida	75 63
								289	N	Alabama A&M	60 65
								294	A	Charleston So.	68 58
								297	A	Kennesaw St.	55 75
								297	H	Kennesaw St.	68 53
								313	A	FIU	73 62
								320	A	NJIT	61 56
								320	H	NJIT	69 55
								324	A	Lipscomb	58 61
								324	H	Lipscomb	62 47
								349	A	Savannah St.	68 58
LAST 12 Division I GAMES:											
177	A	North Ala.	59 68	69	A	FGCU	58 82				
320	H	NJIT	69 55	207	H	Stetson	56 69				
251	H	North Florida	75 63	213	H	Liberty	75 85				
207	A	Stetson	46 54	251	A	North Florida	80 72				
324	A	Lipscomb	58 61	320	A	NJIT	61 56				
297	H	Kennesaw St.	68 53	177	H	North Ala.	59 62				

Non-Div I Games: Webber Int'l 73 39 Edward Waters 100 48 Warner 105 55

Jacksonville

Average RPI Win:	267	WON-LOST	WINNING	LAST 10	STRENGTH OF	OPP. STRENGTH	TEAM	ADJ.	CONF.	ADJ CONF.
Average RPI Loss:	131	RECORD	PCT. RANK	GAMES	SCHEDULE	OF SCHEDULE	RPI	RPI	RPI	RPI
DIV. I ONLY	13- 13	170	0- 1	250	230	202	202	22	22	
DIV. I NON-CONF.	5- 5	162	0- 1	258	171	191	191	22	22	
TOTALS	RPI 1-25	RPI 26-50	W-L RECORDS	RPI 51-100	RPI 101-150	RPI 150+				
13- 13	0- 0	0- 1	OVERALL	0- 4	2- 4	11- 4				
6- 6	0- 0	0- 1	HOME	0- 2	2- 0	4- 3				
7- 5	0- 0	0- 0	AWAY	0- 1	0- 3	7- 1				
0- 2	0- 0	0- 0	NEUTRAL	0- 1	0- 1	0- 0				
5- 5	0- 0	0- 1	NON-CONFERENCE	0- 2	1- 2	4- 0				
1- 2	0- 0	0- 1	HOME	0- 1	1- 0	0- 0				
4- 1	0- 0	0- 0	AWAY	0- 0	0- 1	4- 0				
0- 2	0- 0	0- 0	NEUTRAL	0- 1	0- 1	0- 0				
8- 8	0- 0	0- 0	CONFERENCE	0- 2	1- 2	7- 4				
5- 4	0- 0	0- 0	HOME	0- 1	1- 0	4- 3				
3- 4	0- 0	0- 0	AWAY	0- 1	0- 2	3- 1				
0- 0	0- 0	0- 0	NEUTRAL	0- 0	0- 0	0- 0				

RPI 1-25			RPI 26-50			RPI 51-100			RPI 101+			Team's RPI: 202			
RPI	S	Opponent	Score	RPI	S	Opponent	Score	RPI	S	Opponent	Score	RPI	S	Opponent	Score
				48	H	Miami (OH)	41 58	57	A	Belmont	52 66	131	A	Morehead St.	55 66
								57	H	Belmont	41 64	131	H	Morehead St.	68 57
								81	N	Harvard	62 69	132	A	UT Martin	72 77
								97	H	Troy	63 89	135	H	Georgia St.	61 56
												143	N	Washington St.	51 64
												144	A	Texas Tech	58 71
												154	A	Tennessee Tech	59 62
												154	H	Tennessee Tech	49 66
												204	A	Ole Miss	60 49
												230	A	Southeast Mo. St.	56 39
												239	H	SIUE	47 51
												263	H	Austin Peay	67 56
												269	H	Murray St.	59 64
												289	A	Alabama A&M	55 48
												295	H	Eastern Ill.	78 49
												298	A	Tennessee St.	62 52
												298	H	Tennessee St.	76 73
												324	A	Lipscomb	58 46
												327	A	Eastern Ky.	53 44
												327	H	Eastern Ky.	69 64
												347	A	Florida A&M	62 31
LAST 12 Division I GAMES:															
				143	N	Washington St.	51 64	132	A	UT Martin	72 77				
				327	H	Eastern Ky.	69 64	263	H	Austin Peay	67 56				
				131	H	Morehead St.	68 57	269	H	Murray St.	59 64				
				298	H	Tennessee St.	76 73	131	A	Morehead St.	55 66				
				154	A	Tennessee Tech	59 62	327	A	Eastern Ky.	53 44				
				230	A	Southeast Mo. St.	56 39	154	H	Tennessee Tech	49 66				

Non-Div I Games: Montevallo 84 52

Jacksonville St.

Loss, Non-Conf, S Site, H Home A Away N Neutral

Average RPI Win:	183	WON-LOST	WINNING	LAST 10	STRENGTH OF	OPP. STRENGTH	TEAM	ADJ.	CONF.	ADJ CONF.
Average RPI Loss:	116	RECORD	PCT. RANK	GAMES	SCHEDULE	OF SCHEDULE	RPI	RPI	RPI	RPI
DIV. I ONLY	22- 4	12	1- 0	176	108	36	36	10	10	
DIV. I NON-CONF.	8- 3	72	0- 0	186	146	66	66	10	10	
TOTALS	RPI 1-25	RPI 26-50	W-L RECORDS	RPI 51-100	RPI 101-150	RPI 150+				
22- 4	0- 1	0- 0	OVERALL	2- 0	7- 2	13- 1				
12- 0	0- 0	0- 0	HOME	1- 0	5- 0	6- 0				
10- 4	0- 1	0- 0	AWAY	1- 0	2- 2	7- 1				
0- 0	0- 0	0- 0	NEUTRAL	0- 0	0- 0	0- 0				
8- 3	0- 1	0- 0	NON-CONFERENCE	1- 0	2- 1	5- 1				
5- 0	0- 0	0- 0	HOME	1- 0	2- 0	2- 0				
3- 3	0- 1	0- 0	AWAY	0- 0	0- 1	3- 1				
0- 0	0- 0	0- 0	NEUTRAL	0- 0	0- 0	0- 0				
14- 1	0- 0	0- 0	CONFERENCE	1- 0	5- 1	8- 0				
7- 0	0- 0	0- 0	HOME	0- 0	3- 0	4- 0				
7- 1	0- 0	0- 0	AWAY	1- 0	2- 1	4- 0				
0- 0	0- 0	0- 0	NEUTRAL	0- 0	0- 0	0- 0				

RPI 1-25				RPI 26-50		Team's RPI: 36		RPI 51-100				RPI 101+			
RPI	S	Opponent	Score	RPI	S	Opponent	Score	RPI	S	Opponent	Score	RPI	S	Opponent	Score
13	A	Maryland	63 87					64	A	Drexel	51 35	104	H	St. John's (NY)	64 51
								94	H	Georgetown	69 57	108	H	Towson	71 59
												115	A	Northeastern	58 51
												115	H	Northeastern	84 49
												121	H	Dayton	68 55
												122	A	UNCW	63 66
												122	H	UNCW	58 51
												128	A	Wake Forest	49 50
												148	A	Delaware	68 43
												171	A	William & Mary	78 65
												171	H	William & Mary	65 48
												195	H	George Washington	50 37
												197	A	Robert Morris	59 36
												199	A	Hampton	65 72
												213	A	Liberty	74 53
												217	A	Elon	74 46
												217	H	Elon	82 30
												219	A	Hofstra	59 44
												219	H	Hofstra	77 54
												288	A	Col. of Charleston	91 50
												288	H	Col. of Charleston	76 35
												290	H	Winthrop	56 39
												343	A	Delaware St.	103 57
LAST 12 Division I GAMES:															
				171	A	William & Mary	78 65					108	H	Towson	71 59
				217	A	Elon	74 46					217	H	Elon	82 30
				122	H	UNCW	58 51					171	H	William & Mary	65 48
				288	H	Col. of Charleston	76 35					288	A	Col. of Charleston	91 50
				219	A	Hofstra	59 44					122	A	UNCW	63 66
				115	A	Northeastern	58 51					115	H	Northeastern	84 49

Non-Div I Games:

James Madison

■ Loss,
 ■ Non-Conf, S Site,
 ■ Home
 ■ Away
 N Neutral

Kansas

Through Games Of Feb. 27, 2019

Average RPI Win:	182	WON-LOST	WINNING	LAST 10	STRENGTH OF	OPP. STRENGTH	TEAM	ADJ.	CONF.	ADJ CONF.
Average RPI Loss:	68	RECORD	PCT. RANK	GAMES	SCHEDULE	OF SCHEDULE	RPI	RPI	RPI	RPI
DIV. I ONLY	12- 15	204	1- 0	68	40	148	148	3	3	
DIV. I NON-CONF.	10- 1	17	1- 0	220	227	45	45	3	3	
TOTALS	RPI 1-25	RPI 26-50	W-L RECORDS	RPI 51-100	RPI 101-150	RPI 150+				
12- 15	0- 3	1- 5	OVERALL	1- 2	3- 5	7- 0				
8- 7	0- 2	0- 3	HOME	0- 0	1- 2	7- 0				
2- 8	0- 1	1- 2	AWAY	1- 2	0- 3	0- 0				
2- 0	0- 0	0- 0	NEUTRAL	0- 0	2- 0	0- 0				
10- 1	0- 0	0- 0	NON-CONFERENCE	1- 1	2- 0	7- 0				
7- 0	0- 0	0- 0	HOME	0- 0	0- 0	7- 0				
1- 1	0- 0	0- 0	AWAY	1- 1	0- 0	0- 0				
2- 0	0- 0	0- 0	NEUTRAL	0- 0	2- 0	0- 0				
2- 14	0- 3	1- 5	CONFERENCE	0- 1	1- 5	0- 0				
1- 7	0- 2	0- 3	HOME	0- 0	1- 2	0- 0				
1- 7	0- 1	1- 2	AWAY	0- 1	0- 3	0- 0				
0- 0	0- 0	0- 0	NEUTRAL	0- 0	0- 0	0- 0				

RPI	S	Opponent	Score	RPI	S	Opponent	Score	RPI	S	Opponent	Score	RPI	S	Opponent	Score	Team's RPI: 148
2	A	Baylor	40 80	27	A	Texas	43 62	66	A	LSU	68 61	111	N	Northwestern	66 57	
2	H	Baylor	68 94	27	H	Texas	73 91	73	A	West Virginia	50 71	129	A	Oklahoma St.	52 72	
11	H	Iowa St.	73 82	35	A	Kansas St.	61 54	85	A	Nebraska	52 58	129	H	Oklahoma St.	62 72	
				35	H	Kansas St.	62 72					130	A	Oklahoma	67 78	
				43	A	TCU	53 58					130	H	Oklahoma	88 79	
				43	H	TCU	66 76					143	N	Washington St.	71 63	
												144	A	Texas Tech	66 69	
												144	H	Texas Tech	71 75	
												166	H	Oral Roberts	70 58	
												196	H	George Mason	77 56	
												203	H	Grambling	76 45	
												236	H	UMKC	67 55	
												281	H	Vermont	77 36	
												289	H	Alabama A&M	65 54	
												329	H	Iona	75 44	
LAST 12 Division I GAMES:																
111	N	Northwestern	66 57	27	H	Texas	73 91									
43	H	TCU	66 76	35	H	Kansas St.	62 72									
129	A	Oklahoma St.	52 72	73	A	West Virginia	50 71									
2	A	Baylor	40 80	130	H	Oklahoma	88 79									
144	H	Texas Tech	71 75	43	A	TCU	53 58									
130	A	Oklahoma	67 78	27	A	Texas	43 62									

Non-Div I Games:

Kansas

Loss, Non-Conf, S Site, H Home A Away N Neutral

Average RPI Win:	130	WON-LOST	WINNING	LAST 10	STRENGTH OF	OPP. STRENGTH	TEAM	ADJ.	CONF.	ADJ CONF.
Average RPI Loss:	35	RECORD	PCT. RANK	GAMES	SCHEDULE	OF SCHEDULE	RPI	RPI	RPI	RPI
DIV. I ONLY	18- 10	93	1- 0	19	17	35	35	3	3	
DIV. I NON-CONF.	9- 3	61	0- 0	72	26	47	47	3	3	
TOTALS	RPI 1-25	RPI 26-50	W-L RECORDS	RPI 51-100	RPI 101-150	RPI 150+				
18- 10	0- 7	3- 1	OVERALL	5- 1	5- 1	5- 0				
11- 4	0- 2	1- 1	HOME	3- 0	2- 1	5- 0				
6- 3	0- 2	2- 0	AWAY	1- 1	3- 0	0- 0				
1- 3	0- 3	0- 0	NEUTRAL	1- 0	0- 0	0- 0				
9- 3	0- 3	0- 0	NON-CONFERENCE	4- 0	0- 0	5- 0				
7- 0	0- 0	0- 0	HOME	2- 0	0- 0	5- 0				
1- 0	0- 0	0- 0	AWAY	1- 0	0- 0	0- 0				
1- 3	0- 3	0- 0	NEUTRAL	1- 0	0- 0	0- 0				
9- 7	0- 4	3- 1	CONFERENCE	1- 1	5- 1	0- 0				
4- 4	0- 2	1- 1	HOME	1- 0	2- 1	0- 0				
5- 3	0- 2	2- 0	AWAY	0- 1	3- 0	0- 0				
0- 0	0- 0	0- 0	NEUTRAL	0- 0	0- 0	0- 0				

RPI	S	Opponent	Score	RPI	S	Opponent	Score	Team's RPI: 35	RPI	S	Opponent	Score	RPI	S	Opponent	Score
2	A	Baylor	50 65	27	A	Texas	69 60		65	H	Lamar University	73 55	129	H	Oklahoma St.	59 48
2	H	Baylor	48 71	27	H	Texas	87 69		67	A	Little Rock	53 47	130	A	Oklahoma	83 75
11	A	Iowa St.	58 96	43	A	TCU	75 72		68	N	Princeton	80 61	130	H	Oklahoma	86 56
11	H	Iowa St.	52 81	43	H	TCU	47 61		73	A	West Virginia	30 60	144	A	Texas Tech	66 62
12	N	Syracuse	61 70						73	H	West Virginia	90 79	148	A	Kansas	72 62
19	N	Arizona St.	51 65						90	H	UNI	72 62	148	H	Kansas	54 61
25	N	DePaul	59 79										176	H	North Texas	60 42
													193	H	Vanderbilt	72 61
													236	H	UMKC	61 50
													270	H	Central Ark.	70 54
													322	H	Omaha	61 46
LAST 12 Division I GAMES:																
73	H	West Virginia	90 79	11	H	Iowa St.	52 81									
43	A	TCU	75 72	43	H	TCU	47 61									
27	A	Texas	69 60	73	A	West Virginia	30 60									
2	H	Baylor	48 71	129	H	Oklahoma St.	59 48									
130	A	Oklahoma	83 75	144	A	Texas Tech	66 62									
148	A	Kansas	72 62	27	H	Texas	87 69									

Non-Div I Games:

Kansas St.

■ Loss,
■ Non-Conf, S Site,
■ Home
■ Away
N Neutral

Average RPI Win: 270		WON-LOST	WINNING	LAST 10	STRENGTH OF	OPP. STRENGTH	TEAM	ADJ.	CONF.	ADJ CONF.
Average RPI Loss: 175		RECORD	PCT. RANK	GAMES	SCHEDULE	OF SCHEDULE	RPI	RPI	RPI	RPI
DIV. I ONLY		7- 19	290	0- 1	179	296	297	297	24	24
DIV. I NON-CONF.		3- 9	271	0- 0	153	287	273	273	26	26
TOTALS		RPI 1-25	RPI 26-50	W-L RECORDS	RPI 51-100	RPI 101-150	RPI 150+			
7- 19	0- 0		0- 2	OVERALL	0- 3	0- 2	7- 12			
6- 3	0- 0		0- 0	HOME	0- 1	0- 0	6- 2			
0- 12	0- 0		0- 1	AWAY	0- 1	0- 2	0- 8			
1- 4	0- 0		0- 1	NEUTRAL	0- 1	0- 0	1- 2			
3- 9	0- 0		0- 2	NON-CONFERENCE	0- 1	0- 2	3- 4			
2- 0	0- 0		0- 0	HOME	0- 0	0- 0	2- 0			
0- 5	0- 0		0- 1	AWAY	0- 0	0- 2	0- 2			
1- 4	0- 0		0- 1	NEUTRAL	0- 1	0- 0	1- 2			
4- 10	0- 0		0- 0	CONFERENCE	0- 2	0- 0	4- 8			
4- 3	0- 0		0- 0	HOME	0- 1	0- 0	4- 2			
0- 7	0- 0		0- 0	AWAY	0- 1	0- 0	0- 6			
0- 0	0- 0		0- 0	NEUTRAL	0- 0	0- 0	0- 0			

RPI 1-25				RPI 26-50				RPI 51-100				RPI 101+				Team's RPI: 297	
RPI	S	Opponent	Score	RPI	S	Opponent	Score	RPI	S	Opponent	Score	RPI	S	Opponent	Score		
				40	N	Michigan St.	51 75	69	A	FGCU	48 79	135	A	Georgia St.	73 79		
				41	A	Georgia Tech	35 60	69	H	FGCU	46 69	138	A	Seton Hall	80 102		
								91	N	Idaho St.	49 60	153	A	Mercer	48 64		
												177	A	North Ala.	55 80		
												177	H	North Ala.	74 72		
												206	N	Bethune-Cookman	61 64		
												207	A	Stetson	69 76		
												213	A	Liberty	55 68		
												213	H	Liberty	61 67		
												216	H	Furman	74 63		
												220	A	East Carolina	56 68		
												228	A	Jacksonville	53 68		
												228	H	Jacksonville	75 55		
												251	A	North Florida	66 74		
												251	H	North Florida	60 71		
												283	H	Ga. Southern	78 59		
												311	N	UMBC	53 57		
												320	A	NJIT	60 66		
												320	H	NJIT	70 47		
												324	H	Lipscomb	67 36		
												340	N	N.C. Central	78 54		
LAST 12 Division I GAMES:																	
				213	A	Liberty	55 68	228	A	Jacksonville	53 68						
				69	A	FGCU	48 79	207	A	Stetson	69 76						
				177	H	North Ala.	74 72	251	H	North Florida	60 71						
				324	H	Lipscomb	67 36	177	A	North Ala.	55 80						
				251	A	North Florida	66 74	69	H	FGCU	46 69						
				320	H	NJIT	70 47	213	H	Liberty	61 67						

Non-Div I Games:	Middle Ga. St.	80	70
------------------	----------------	----	----

Kennesaw St.

Loss, Non-Conf, S Site, H Home A Away N Neutral

Average RPI Win:	200	WON-LOST	WINNING	LAST 10	STRENGTH OF	OPP. STRENGTH	TEAM	ADJ.	CONF.	ADJ CONF.
Average RPI Loss:	63	RECORD	PCT. RANK	GAMES	SCHEDULE	OF SCHEDULE	RPI	RPI	RPI	RPI
DIV. I ONLY	15- 10	117	1- 0	61	114	74	74	7	7	
DIV. I NON-CONF.	6- 4	125	0- 0	139	159	94	94	9	9	
TOTALS	RPI 1-25	RPI 26-50	W-L RECORDS	RPI 51-100	RPI 101-150	RPI 150+				
15- 10	0- 2	1- 5	OVERALL	2- 1	2- 1	10- 1				
9- 3	0- 1	1- 1	HOME	1- 0	2- 1	5- 0				
6- 7	0- 1	0- 4	AWAY	1- 1	0- 0	5- 1				
0- 0	0- 0	0- 0	NEUTRAL	0- 0	0- 0	0- 0				
6- 4	0- 1	0- 1	NON-CONFERENCE	0- 1	1- 1	5- 0				
3- 1	0- 0	0- 0	HOME	0- 0	1- 1	2- 0				
3- 3	0- 1	0- 1	AWAY	0- 1	0- 0	3- 0				
0- 0	0- 0	0- 0	NEUTRAL	0- 0	0- 0	0- 0				
9- 6	0- 1	1- 4	CONFERENCE	2- 0	1- 0	5- 1				
6- 2	0- 1	1- 1	HOME	1- 0	1- 0	3- 0				
3- 4	0- 0	0- 3	AWAY	1- 0	0- 0	2- 1				
0- 0	0- 0	0- 0	NEUTRAL	0- 0	0- 0	0- 0				

RPI 1-25				RPI 26-50				RPI 51-100				Team's RPI: 74		RPI 101+			
RPI	S	Opponent	Score	RPI	S	Opponent	Score	RPI	S	Opponent	Score			RPI	S	Opponent	Score
7	A	NC State	61 78	31	A	North Carolina	60 73	62	A	Wright St.	55 61			119	H	Youngstown St.	62 34
24	H	Central Mich.	75 82	37	A	Buffalo	66 75	86	A	Toledo	58 47			137	H	Duquesne	72 77
				39	A	Ohio	81 83	99	H	Northern Ill.	87 78			140	H	Akron	73 58
				39	H	Ohio	67 69							197	A	Robert Morris	54 46
				48	A	Miami (OH)	63 79							205	A	Eastern Mich.	67 54
				48	H	Miami (OH)	67 58							205	H	Eastern Mich.	71 64
														210	A	Ball St.	44 48
														223	H	Bowling Green	77 73
														253	H	Northern Ky.	62 61
														260	A	St. Bonaventure	76 64
														268	A	Western Mich.	56 52
														268	H	Western Mich.	55 51
														309	H	Oakland	75 65
														320	A	NJIT	57 40
LAST 12 Division I GAMES:																	
				48	H	Miami (OH)	67 58			268	H	Western Mich.	55 51				
				39	H	Ohio	67 69			140	H	Akron	73 58				
				268	A	Western Mich.	56 52			48	A	Miami (OH)	63 79				
				223	H	Bowling Green	77 73			210	A	Ball St.	44 48				
				205	A	Eastern Mich.	67 54			24	H	Central Mich.	75 82				
				37	A	Buffalo	66 75			39	A	Ohio	81 83				

Non-Div I Games: Clarion 92 38

Kent St.

■ Loss,
 ■ Non-Conf,
 ■ S Site,
 ■ H Home
 ■ A Away
 N Neutral

Kentucky

Through Games Of Feb. 27, 2019

Average RPI Win:	131	WON-LOST	WINNING	LAST 10	STRENGTH OF	OPP. STRENGTH	TEAM	ADJ.	CONF.	ADJ CONF.
Average RPI Loss:	51	RECORD	PCT. RANK	GAMES	SCHEDULE	OF SCHEDULE	RPI	RPI	RPI	RPI
DIV. I ONLY	23- 5	19	1- 0	48	39	15	15	4	4	
DIV. I NON-CONF.	13- 1	9	0- 0	93	80	16	16	5	5	
TOTALS	RPI 1-25	RPI 26-50	W-L RECORDS	RPI 51-100	RPI 101-150	RPI 150+				
23- 5	1- 4	5- 0	OVERALL	5- 0	4- 0	8- 1				
15- 2	0- 1	1- 0	HOME	4- 0	2- 0	8- 1				
5- 3	1- 3	2- 0	AWAY	1- 0	1- 0	0- 0				
3- 0	0- 0	2- 0	NEUTRAL	0- 0	1- 0	0- 0				
13- 1	0- 1	2- 0	NON-CONFERENCE	2- 0	3- 0	6- 0				
10- 0	0- 0	0- 0	HOME	2- 0	2- 0	6- 0				
0- 1	0- 1	0- 0	AWAY	0- 0	0- 0	0- 0				
3- 0	0- 0	2- 0	NEUTRAL	0- 0	1- 0	0- 0				
10- 4	1- 3	3- 0	CONFERENCE	3- 0	1- 0	2- 1				
5- 2	0- 1	1- 0	HOME	2- 0	0- 0	2- 1				
5- 2	1- 2	2- 0	AWAY	1- 0	1- 0	0- 0				
0- 0	0- 0	0- 0	NEUTRAL	0- 0	0- 0	0- 0				

RPI 1-25				Team's RPI: 15				RPI 26-50				RPI 51-100				RPI 101+			
RPI	S	Opponent	Score	RPI	S	Opponent	Score	RPI	S	Opponent	Score	RPI	S	Opponent	Score	RPI	S	Opponent	Score
3	A	Louisville	75 80	30	H	Missouri	52 41	59	H	Middle Tenn.	72 55	123	N	South Fla.	85 63				
9	A	Mississippi St.	71 86	31	N	North Carolina	85 75	66	A	LSU	64 60	124	H	High Point	71 49				
17	A	South Carolina	65 57	32	N	UCLA	75 74	66	H	LSU	57 52	131	H	Morehead St.	87 57				
17	H	South Carolina	70 74	44	A	Tennessee	73 71	87	H	Arkansas	61 59	145	A	Alabama	68 53				
22	A	Texas A&M	71 73	47	A	Auburn	78 68	95	H	Virginia	63 51	173	H	Southern U.	91 41				
												193	H	Vanderbilt	77 55				
												204	H	Ole Miss	49 55				
												214	H	Sacred Heart	71 43				
												218	H	Florida	62 51				
												248	H	Rhode Island	75 52				
												258	H	Alabama St.	87 35				
												269	H	Murray St.	88 49				
												338	H	Western Caro.	99 39				
LAST 12 Division I GAMES:																			
66	H	LSU	57 52	17	H	South Carolina	70 74												
17	A	South Carolina	65 57	22	A	Texas A&M	71 73												
87	H	Arkansas	61 59	30	H	Missouri	52 41												
145	A	Alabama	68 53	66	A	LSU	64 60												
47	A	Auburn	78 68	204	H	Ole Miss	49 55												
218	H	Florida	62 51	44	A	Tennessee	73 71												

Non-Div I Games:

Kentucky

■ Loss,
 ■ Non-Conf,
 ■ S Site,
 ■ Home
 ■ A Away
 N Neutral

Average RPI Win: 252		WON-LOST	WINNING	LAST 10	STRENGTH OF	OPP. STRENGTH	TEAM	ADJ.	CONF.	ADJ CONF.
Average RPI Loss: 260		RECORD	PCT. RANK	GAMES	SCHEDULE	OF SCHEDULE	RPI	RPI	RPI	RPI
DIV. I ONLY		4- 22	330	0- 1	330	350	346	346	31	31
DIV. I NON-CONF.		1- 10	330	0- 0	333	347	351	351	31	31
TOTALS		RPI 1-25	RPI 26-50	W-L RECORDS	RPI 51-100	RPI 101-150	RPI 150+			
4- 22	0- 0		0- 1	OVERALL	0- 0	0- 1	4- 20			
3- 8	0- 0		0- 0	HOME	0- 0	0- 0	3- 8			
1- 13	0- 0		0- 1	AWAY	0- 0	0- 1	1- 11			
0- 1	0- 0		0- 0	NEUTRAL	0- 0	0- 0	0- 1			
1- 10	0- 0		0- 1	NON-CONFERENCE	0- 0	0- 1	1- 8			
1- 3	0- 0		0- 0	HOME	0- 0	0- 0	1- 3			
0- 6	0- 0		0- 1	AWAY	0- 0	0- 1	0- 4			
0- 1	0- 0		0- 0	NEUTRAL	0- 0	0- 0	0- 1			
3- 12	0- 0		0- 0	CONFERENCE	0- 0	0- 0	3- 12			
2- 5	0- 0		0- 0	HOME	0- 0	0- 0	2- 5			
1- 7	0- 0		0- 0	AWAY	0- 0	0- 0	1- 7			
0- 0	0- 0		0- 0	NEUTRAL	0- 0	0- 0	0- 0			

[illegible]

Non-Div I Games:

LIU Brooklyn

Loss, Non-Conf, S Site, H Home A Away N Neutral

Average RPI Win:	154	WON-LOST	WINNING	LAST 10	STRENGTH OF	OPP. STRENGTH	TEAM	ADJ.	CONF.	ADJ CONF.
Average RPI Loss:	56	RECORD	PCT. RANK	GAMES	SCHEDULE	OF SCHEDULE	RPI	RPI	RPI	RPI
DIV. I ONLY	16- 10	113	0- 1	46	59	66	66	4	4	
DIV. I NON-CONF.	9- 3	61	0- 0	122	143	82	82	5	5	
TOTALS	RPI 1-25	RPI 26-50	W-L RECORDS	RPI 51-100	RPI 101-150	RPI 150+				
16- 10	2- 5	1- 2	OVERALL	2- 1	3- 1	8- 1				
11- 5	1- 3	1- 0	HOME	2- 0	2- 1	5- 1				
5- 5	1- 2	0- 2	AWAY	0- 1	1- 0	3- 0				
0- 0	0- 0	0- 0	NEUTRAL	0- 0	0- 0	0- 0				
9- 3	1- 0	0- 1	NON-CONFERENCE	1- 0	2- 1	5- 1				
7- 2	0- 0	0- 0	HOME	1- 0	2- 1	4- 1				
2- 1	1- 0	0- 1	AWAY	0- 0	0- 0	1- 0				
0- 0	0- 0	0- 0	NEUTRAL	0- 0	0- 0	0- 0				
7- 7	1- 5	1- 1	CONFERENCE	1- 1	1- 0	3- 0				
4- 3	1- 3	1- 0	HOME	1- 0	0- 0	1- 0				
3- 4	0- 2	0- 1	AWAY	0- 1	1- 0	2- 0				
0- 0	0- 0	0- 0	NEUTRAL	0- 0	0- 0	0- 0				

RPI	S	Opponent	Score	RPI	S	Opponent	Score	RPI	S	Opponent	Score	RPI	S	Opponent	Score
9	H	Mississippi St.	35 68	26	A	Rutgers	43 57	67	H	Little Rock	60 45	112	H	Northern Colo.	62 57
15	A	Kentucky	52 57	30	H	Missouri	61 51	87	H	Arkansas	71 34	123	H	South Fla.	78 49
15	H	Kentucky	60 64	44	A	Tennessee	65 74	98	A	Georgia	50 63	145	A	Alabama	62 56
17	H	South Carolina	53 76									148	H	Kansas	61 68
21	A	Florida St.	58 45									165	H	Tulane	54 56
22	A	Texas A&M	55 59									172	H	Nicholls St.	76 44
22	H	Texas A&M	63 52									185	H	Sam Houston St.	66 52
												193	A	Vanderbilt	79 68
												204	A	Ole Miss	55 41
												218	H	Florida	69 51
												261	A	Louisiana	76 54
												306	H	Southeastern La.	72 52
												323	H	McNeese	86 36
LAST 12 Division I GAMES:															
15	A	Kentucky	52 57	9	H	Mississippi St.	35 68								
218	H	Florida	69 51	44	A	Tennessee	65 74								
193	A	Vanderbilt	79 68	145	A	Alabama	62 56								
22	A	Texas A&M	55 59	15	H	Kentucky	60 64								
87	H	Arkansas	71 34	17	H	South Carolina	53 76								
30	H	Missouri	61 51	204	A	Ole Miss	55 41								

Non-Div I Games:

LSU

■ Loss,
■ Non-Conf,
■ S Site,
■ H Home
■ A Away
N Neutral

LasalleLasalle

La Salle

Page 139

Average RPI Win:	306	WON-LOST	WINNING	LAST 10	STRENGTH OF	OPP. STRENGTH	TEAM	ADJ.	CONF.	ADJ CONF.
Average RPI Loss:	174	RECORD	PCT. RANK	GAMES	SCHEDULE	OF SCHEDULE	RPI	RPI	RPI	RPI
DIV. I ONLY	6- 17	292	0- 1	323	196	315	315	12	12	
DIV. I NON-CONF.	4- 5	190	0- 0	349	336	319	319	14	14	
TOTALS	RPI 1-25	RPI 26-50	W-L RECORDS	RPI 51-100	RPI 101-150	RPI 150+				
6- 17	0- 0	0- 0	OVERALL	0- 4	0- 4	6- 9				
3- 7	0- 0	0- 0	HOME	0- 1	0- 2	3- 4				
3- 10	0- 0	0- 0	AWAY	0- 3	0- 2	3- 5				
0- 0	0- 0	0- 0	NEUTRAL	0- 0	0- 0	0- 0				
4- 5	0- 0	0- 0	NON-CONFERENCE	0- 0	0- 1	4- 4				
2- 1	0- 0	0- 0	HOME	0- 0	0- 0	2- 1				
2- 4	0- 0	0- 0	AWAY	0- 0	0- 1	2- 3				
0- 0	0- 0	0- 0	NEUTRAL	0- 0	0- 0	0- 0				
2- 12	0- 0	0- 0	CONFERENCE	0- 4	0- 3	2- 5				
1- 6	0- 0	0- 0	HOME	0- 1	0- 2	1- 3				
1- 6	0- 0	0- 0	AWAY	0- 3	0- 1	1- 2				
0- 0	0- 0	0- 0	NEUTRAL	0- 0	0- 0	0- 0				

RPI 1-25				RPI 26-50				RPI 51-100				RPI 101+				Team's RPI: 315	
RPI	S	Opponent	Score	RPI	S	Opponent	Score	RPI	S	Opponent	Score	RPI	S	Opponent	Score		
								67	A	Little Rock	44	63	135	A	Georgia St.	46	68
								92	H	UT Arlington	56	60	135	H	Georgia St.	41	56
								97	A	Troy	56	78	141	H	Appalachian St.	58	80
								100	A	South Alabama	49	77	144	A	Texas Tech	42	86
													163	H	Coastal Caro.	54	79
													168	H	Texas St.	51	62
													172	H	Nicholls St.	54	55
													175	A	Arkansas St.	54	64
													211	A	SMU	38	49
													261	A	Louisiana	45	52
													261	H	Louisiana	52	55
													283	A	Ga. Southern	80	62
													283	H	Ga. Southern	58	57
													291	A	New Orleans	57	44
													306	A	Southeastern La.	42	49
													323	H	McNeese	69	60
													326	H	Mississippi Val.	72	65
													328	A	Northwestern St.	63	55
													337	A	Houston Baptist	60	68
LAST 12 Division I GAMES:																	
				92	H	UT Arlington	56	60		163	H	Coastal Caro.	54	79			
				168	H	Texas St.	51	62		100	A	South Alabama	49	77			
				261	H	Louisiana	52	55		97	A	Troy	56	78			
				283	A	Ga. Southern	80	62		261	A	Louisiana	45	52			
				135	A	Georgia St.	46	68		135	H	Georgia St.	41	56			
				141	H	Appalachian St.	58	80		283	H	Ga. Southern	58	57			

Non-Div I Games: LSU-Alexandria 93 62 Ark.-Monticello 70 39

La.-Monroe

Loss, Non-Conf, S Site, H Home A Away N Neutral

Lafayette

Through Games Of Feb. 27, 2019

Average RPI Win:	257	WON-LOST	WINNING	LAST 10	STRENGTH OF	OPP. STRENGTH	TEAM	ADJ.	CONF.	ADJ CONF.
Average RPI Loss:	208	RECORD	PCT. RANK	GAMES	SCHEDULE	OF SCHEDULE	RPI	RPI	RPI	RPI
DIV. I ONLY	7- 20	295	0- 1	317	271	325	325	18	18	
DIV. I NON-CONF.	5- 6	177	0- 1	347	343	327	327	21	21	
TOTALS	RPI 1-25	RPI 26-50	W-L RECORDS	RPI 51-100	RPI 101-150	RPI 150+				
7- 20	0- 0	0- 0	OVERALL	0- 4	0- 2	7- 14				
5- 8	0- 0	0- 0	HOME	0- 2	0- 1	5- 5				
2- 11	0- 0	0- 0	AWAY	0- 2	0- 0	2- 9				
0- 1	0- 0	0- 0	NEUTRAL	0- 0	0- 1	0- 0				
5- 6	0- 0	0- 0	NON-CONFERENCE	0- 0	0- 1	5- 5				
3- 2	0- 0	0- 0	HOME	0- 0	0- 0	3- 2				
2- 3	0- 0	0- 0	AWAY	0- 0	0- 0	2- 3				
0- 1	0- 0	0- 0	NEUTRAL	0- 0	0- 1	0- 0				
2- 14	0- 0	0- 0	CONFERENCE	0- 4	0- 1	2- 9				
2- 6	0- 0	0- 0	HOME	0- 2	0- 1	2- 3				
0- 8	0- 0	0- 0	AWAY	0- 2	0- 0	0- 6				
0- 0	0- 0	0- 0	NEUTRAL	0- 0	0- 0	0- 0				

RPI 1-25			RPI 26-50			RPI 51-100			RPI 101+			Team's RPI: 325			
RPI	S	Opponent	Score	RPI	S	Opponent	Score	RPI	S	Opponent	Score				
								51	A	Bucknell	43 75	139	H	Lehigh	43 70
								51	H	Bucknell	47 56	148	N	Delaware	47 65
								71	A	American	45 60	158	A	Boston U.	49 50
								71	H	American	57 67	158	H	Boston U.	44 47
												190	A	Holy Cross	53 56
												190	H	Holy Cross	73 63
												222	H	Cornell	59 62
												227	A	Navy	53 65
												227	H	Navy	55 42
												231	H	Monmouth	73 69
												242	H	Albany (NY)	67 66
												245	A	Colgate	49 60
												250	H	Binghamton	59 50
												280	A	Army West Point	50 65
												280	H	Army West Point	40 64
												282	A	Manhattan	49 60
												296	A	Loyola Maryland	50 62
												296	H	Loyola Maryland	52 55
												304	A	Fla. Atlantic	49 53
												310	A	Wagner	66 43
												341	H	Saint Peter's	60 62
												346	A	LIU Brooklyn	50 55
												348	A	Fairleigh Dickinson	63 57
LAST 12 Division I GAMES:															
				148	N	Delaware	47 65		51	A	Bucknell	43 75			
				158	A	Boston U.	49 50		190	A	Holy Cross	53 56			
				71	H	American	57 67		158	H	Boston U.	44 47			
				227	A	Navy	53 65		71	A	American	45 60			
				296	H	Loyola Maryland	52 55		227	H	Navy	55 42			
				280	H	Army West Point	40 64		296	A	Loyola Maryland	50 62			

Non-Div I Games:

Lafayette

Loss, Non-Conf, S Site, H Home A Away N Neutral

Lamar University

Through Games Of Feb. 27, 2019

Average RPI Win:	242	WON-LOST	WINNING	LAST 10	STRENGTH OF	OPP. STRENGTH	TEAM	ADJ.	CONF.	ADJ CONF.
Average RPI Loss:	65	RECORD	PCT. RANK	GAMES	SCHEDULE	OF SCHEDULE	RPI	RPI	RPI	RPI
DIV. I ONLY	18- 5	33	0- 0	205	219	65	65	25	25	
DIV. I NON-CONF.	3- 4	199	0- 0	10	20	31	31	23	23	
TOTALS	RPI 1-25	RPI 26-50	W-L RECORDS	RPI 51-100	RPI 101-150	RPI 150+				
18- 5	1- 1	0- 2	OVERALL	1- 1	0- 0	16- 1				
8- 0	0- 0	0- 0	HOME	1- 0	0- 0	7- 0				
10- 4	1- 1	0- 1	AWAY	0- 1	0- 0	9- 1				
0- 1	0- 0	0- 1	NEUTRAL	0- 0	0- 0	0- 0				
3- 4	1- 1	0- 2	NON-CONFERENCE	1- 0	0- 0	1- 1				
1- 0	0- 0	0- 0	HOME	1- 0	0- 0	0- 0				
2- 3	1- 1	0- 1	AWAY	0- 0	0- 0	1- 1				
0- 1	0- 0	0- 1	NEUTRAL	0- 0	0- 0	0- 0				
15- 1	0- 0	0- 0	CONFERENCE	0- 1	0- 0	15- 0				
7- 0	0- 0	0- 0	HOME	0- 0	0- 0	7- 0				
8- 1	0- 0	0- 0	AWAY	0- 1	0- 0	8- 0				
0- 0	0- 0	0- 0	NEUTRAL	0- 0	0- 0	0- 0				

RPI 1-25				RPI 26-50				RPI 51-100 Team's RPI: 65				RPI 101+			
RPI	S	Opponent	Score	RPI	S	Opponent	Score	RPI	S	Opponent	Score	RPI	S	Opponent	Score
9	A	Mississippi St.	53 104	35	A	Kansas St.	55 73	79	A	SFA	58 70	159	A	Abilene Christian	63 60
22	A	Texas A&M	74 68	39	N	Ohio	62 87	93	H	Pacific	82 66	161	A	Denver	110 117
												172	H	Nicholls St.	78 65
												185	A	Sam Houston St.	83 72
												185	H	Sam Houston St.	81 76
												243	A	A&M-Corpus Christi	72 47
												243	H	A&M-Corpus Christi	76 58
												261	A	Louisiana	79 77
												270	H	Central Ark.	57 37
												291	A	New Orleans	79 57
												303	A	Incarinate Word	77 51
												303	H	Incarinate Word	79 53
												306	H	Southeastern La.	94 54
												323	A	McNeese	64 62
												328	A	Northwestern St.	94 70
												337	A	Houston Baptist	97 49
												337	H	Houston Baptist	63 50
LAST 12 Division I GAMES:															
337	A	Houston Baptist	97 49	159	A	Abilene Christian	63 60								
243	A	A&M-Corpus Christi	72 47	323	A	McNeese	64 62								
303	H	Incarinate Word	79 53	172	H	Nicholls St.	78 65								
185	H	Sam Houston St.	81 76	185	A	Sam Houston St.	83 72								
328	A	Northwestern St.	94 70	303	A	Incarinate Word	77 51								
79	A	SFA	58 70	306	H	Southeastern La.	94 54								

Non-Div I Games: LeTourneau 104 27 Louisiana Col. 94 43 McMurry 100 37 Howard Payne 93 37 Lamar University

Loss, Non-Conf, S Site, H Home A Away N Neutral

Average RPI Win:	262	WON-LOST	WINNING	LAST 10	STRENGTH OF	OPP. STRENGTH	TEAM	ADJ.	CONF.	ADJ CONF.
Average RPI Loss:	81	RECORD	PCT. RANK	GAMES	SCHEDULE	OF SCHEDULE	RPI	RPI	RPI	RPI
DIV. I ONLY	17- 9	88	0- 1	190	213	139	139	18	18	
DIV. I NON-CONF.	7- 3	83	0- 1	183	245	133	133	21	21	
TOTALS	RPI 1-25	RPI 26-50	W-L RECORDS	RPI 51-100	RPI 101-150	RPI 150+				
17- 9	0- 1	0- 1	OVERALL	0- 4	0- 1	17- 2				
10- 5	0- 0	0- 1	HOME	0- 2	0- 1	10- 1				
7- 4	0- 1	0- 0	AWAY	0- 2	0- 0	7- 1				
0- 0	0- 0	0- 0	NEUTRAL	0- 0	0- 0	0- 0				
7- 3	0- 1	0- 1	NON-CONFERENCE	0- 0	0- 1	7- 0				
5- 2	0- 0	0- 1	HOME	0- 0	0- 1	5- 0				
2- 1	0- 1	0- 0	AWAY	0- 0	0- 0	2- 0				
0- 0	0- 0	0- 0	NEUTRAL	0- 0	0- 0	0- 0				
10- 6	0- 0	0- 0	CONFERENCE	0- 4	0- 0	10- 2				
5- 3	0- 0	0- 0	HOME	0- 2	0- 0	5- 1				
5- 3	0- 0	0- 0	AWAY	0- 2	0- 0	5- 1				
0- 0	0- 0	0- 0	NEUTRAL	0- 0	0- 0	0- 0				

RPI 1-25				RPI 26-50				RPI 51-100				RPI 101+ Team's RPI: 139			
RPI	S	Opponent	Score	RPI	S	Opponent	Score	RPI	S	Opponent	Score	RPI	S	Opponent	Score
1	A	Notre Dame	68 95	50	H	Villanova	48 70	51	A	Bucknell	53 71	118	H	Charlotte	60 62
								51	H	Bucknell	68 73	158	A	Boston U.	45 58
								71	A	American	47 50	158	H	Boston U.	48 52
								71	H	American	53 61	190	H	Holy Cross	64 55
												214	H	Sacred Heart	70 66
												222	H	Cornell	67 54
												227	A	Navy	56 38
												227	H	Navy	66 55
												231	H	Monmouth	63 48
												245	A	Colgate	75 63
												245	H	Colgate	86 58
												250	A	Binghamton	65 55
												265	H	Norfolk St.	62 41
												280	A	Army West Point	73 50
												280	H	Army West Point	55 46
												296	A	Loyola Maryland	65 46
												296	H	Loyola Maryland	51 42
												318	A	Central Conn. St.	88 62
												325	A	Lafayette	70 43
												346	H	LIU Brooklyn	72 38
LAST 12 Division I GAMES:															
118	H	Charlotte	60 62	158	H	Boston U.	48 52								
296	A	Loyola Maryland	65 46	227	H	Navy	66 55								
280	H	Army West Point	55 46	296	H	Loyola Maryland	51 42								
245	A	Colgate	75 63	280	A	Army West Point	73 50								
71	A	American	47 50	245	H	Colgate	86 58								
51	H	Bucknell	68 73	71	H	American	53 61								

Non-Div I Games: Kutztown 73 39

Lehigh

■ Loss,
 ■ Non-Conf,
 ■ S Site,
 ■ H Home
 ■ A Away
 N Neutral

Average RPI Win: 258		WON-LOST	WINNING	LAST 10	STRENGTH OF	OPP. STRENGTH	TEAM	ADJ.	CONF.	ADJ CONF.
Average RPI Loss: 161		RECORD	PCT. RANK	GAMES	SCHEDULE	OF SCHEDULE	RPI	RPI	RPI	RPI
DIV. I ONLY		11- 15	220	0- 1	198	251	213	213	24	24
DIV. I NON-CONF.		3- 9	271	0- 1	125	211	239	239	26	26
TOTALS		RPI 1-25	RPI 26-50	W-L RECORDS	RPI 51-100	RPI 101-150	RPI 150+			
11- 15	0- 1		0- 1	OVERALL	0- 3	1- 1	10- 9			
5- 5	0- 0		0- 1	HOME	0- 2	0- 0	5- 2			
5- 7	0- 0		0- 0	AWAY	0- 1	0- 0	5- 6			
1- 3	0- 1		0- 0	NEUTRAL	0- 0	1- 1	0- 1			
3- 9	0- 1		0- 1	NON-CONFERENCE	0- 1	1- 1	2- 5			
1- 2	0- 0		0- 1	HOME	0- 1	0- 0	1- 0			
1- 4	0- 0		0- 0	AWAY	0- 0	0- 0	1- 4			
1- 3	0- 1		0- 0	NEUTRAL	0- 0	1- 1	0- 1			
8- 6	0- 0		0- 0	CONFERENCE	0- 2	0- 0	8- 4			
4- 3	0- 0		0- 0	HOME	0- 1	0- 0	4- 2			
4- 3	0- 0		0- 0	AWAY	0- 1	0- 0	4- 2			
0- 0	0- 0		0- 0	NEUTRAL	0- 0	0- 0	0- 0			

RPI 1-25			
RPI	S	Opponent	Score
16	N	UCF	45 53
RPI 26-50			
RPI	S	Opponent	Score
36	H	James Madison	53 74
RPI 51-100			
RPI	S	Opponent	Score
58	H	Virginia Tech	61 72
69	A	FGCU	50 68
69	H	FGCU	64 65
RPI 101+			
RPI	S	Opponent	Score
118	N	Charlotte	61 63
137	N	Duquesne	55 51
162	A	Chattanooga	60 75
177	A	North Ala.	61 57
206	A	Bethune-Cookman	76 81
207	A	Stetson	52 69
207	H	Stetson	56 68
220	A	East Carolina	63 66
228	A	Jacksonville	85 75
228	H	Jacksonville	52 64
229	H	Saint Francis (PA)	82 53
251	A	North Florida	54 66
251	H	North Florida	69 53
256	A	ETSU	89 86
265	N	Norfolk St.	53 66
297	A	Kennesaw St.	67 61
297	H	Kennesaw St.	68 55
305	A	UNC Greensboro	45 48
320	H	NJIT	58 47
324	A	Lipscomb	77 60
324	H	Lipscomb	74 60
Team's RPI: 213			
LAST 12 Division I GAMES:			
265	N	Norfolk St.	53 66
297	H	Kennesaw St.	68 55
251	A	North Florida	54 66
177	A	North Ala.	61 57
324	H	Lipscomb	74 60
69	H	FGCU	64 65
207	H	Stetson	56 68
320	H	NJIT	58 47
324	A	Lipscomb	77 60
228	A	Jacksonville	85 75
251	H	North Florida	69 53
297	A	Kennesaw St.	67 61

Non-Div I Games:	West Chester	61	42
------------------	--------------	----	----

Liberty

Loss, Non-Conf, S Site, H Home A Away N Neutral

Average RPI Win:	272	WON-LOST	WINNING	LAST 10	STRENGTH OF	OPP. STRENGTH	TEAM	ADJ.	CONF.	ADJ CONF.
Average RPI Loss:	189	RECORD	PCT. RANK	GAMES	SCHEDULE	OF SCHEDULE	RPI	RPI	RPI	RPI
DIV. I ONLY	3- 24	344	0- 1	178	293	324	324	24	24	
DIV. I NON-CONF.	2- 11	316	0- 0	120	305	284	284	26	26	
TOTALS	RPI 1-25	RPI 26-50	W-L RECORDS	RPI 51-100	RPI 101-150	RPI 150+				
3- 24	0- 0	0- 1	OVERALL	0- 5	0- 2	3- 16				
2- 10	0- 0	0- 0	HOME	0- 1	0- 1	2- 8				
1- 14	0- 0	0- 1	AWAY	0- 4	0- 1	1- 8				
0- 0	0- 0	0- 0	NEUTRAL	0- 0	0- 0	0- 0				
2- 11	0- 0	0- 1	NON-CONFERENCE	0- 3	0- 2	2- 5				
1- 4	0- 0	0- 0	HOME	0- 0	0- 1	1- 3				
1- 7	0- 0	0- 1	AWAY	0- 3	0- 1	1- 2				
0- 0	0- 0	0- 0	NEUTRAL	0- 0	0- 0	0- 0				
1- 13	0- 0	0- 0	CONFERENCE	0- 2	0- 0	1- 11				
1- 6	0- 0	0- 0	HOME	0- 1	0- 0	1- 5				
0- 7	0- 0	0- 0	AWAY	0- 1	0- 0	0- 6				
0- 0	0- 0	0- 0	NEUTRAL	0- 0	0- 0	0- 0				

RPI 1-25				RPI 26-50				RPI 51-100				RPI 101+				Team's RPI: 324	
RPI	S	Opponent	Score	RPI	S	Opponent	Score	RPI	S	Opponent	Score	RPI	S	Opponent	Score		
				42	A	Clemson	26 68					131	A	Morehead St.	44 79		
								57	A	Belmont	43 83	132	H	UT Martin	53 62		
								69	A	FGCU	40 82	154	H	Tennessee Tech	52 67		
								69	H	FGCU	46 80	177	H	North Ala.	60 81		
								84	A	Cincinnati	55 71	202	H	Jacksonville St.	46 58		
								98	A	Georgia	45 77	207	A	Stetson	49 76		
												207	H	Stetson	65 80		
												213	A	Liberty	60 74		
												213	H	Liberty	60 77		
												228	A	Jacksonville	47 62		
												228	H	Jacksonville	61 58		
												251	A	North Florida	66 72		
												251	H	North Florida	53 68		
												263	A	Austin Peay	58 70		
												269	A	Murray St.	61 97		
												288	H	Col. of Charleston	63 65		
												289	A	Alabama A&M	62 58		
												297	A	Kennesaw St.	36 67		
												298	H	Tennessee St.	64 62		
												320	A	NJIT	67 80		
												320	H	NJIT	53 69		
LAST 12 Division I GAMES:																	
				320	H	NJIT	53 69					177	H	North Ala.	60 81		
				69	H	FGCU	46 80					213	H	Liberty	60 77		
				297	A	Kennesaw St.	36 67					207	A	Stetson	49 76		
				213	A	Liberty	60 74					69	A	FGCU	40 82		
				228	H	Jacksonville	61 58					320	A	NJIT	67 80		
				251	A	North Florida	66 72					207	H	Stetson	65 80		

Non-Div I Games:

Lipscomb

■ Loss,
 ■ Non-Conf, S Site,
 ■ Home
 ■ Away
 N Neutral

Little Rock

Through Games Of Feb. 27, 2019

Average RPI Win:	169	WON-LOST	WINNING	LAST 10	STRENGTH OF	OPP. STRENGTH	TEAM	ADJ.	CONF.	ADJ CONF.
Average RPI Loss:	80	RECORD	PCT. RANK	GAMES	SCHEDULE	OF SCHEDULE	RPI	RPI	RPI	RPI
DIV. I ONLY	15- 10	117	0- 1	36	109	67	67	12	12	
DIV. I NON-CONF.	4- 7	228	0- 0	44	17	135	135	14	14	
TOTALS	RPI 1-25	RPI 26-50	W-L RECORDS	RPI 51-100	RPI 101-150	RPI 150+				
15- 10	0- 2	0- 2	OVERALL	5- 3	2- 1	8- 2				
8- 5	0- 2	0- 2	HOME	3- 0	0- 1	5- 0				
7- 5	0- 0	0- 0	AWAY	2- 3	2- 0	3- 2				
0- 0	0- 0	0- 0	NEUTRAL	0- 0	0- 0	0- 0				
4- 7	0- 2	0- 2	NON-CONFERENCE	0- 2	1- 1	3- 0				
1- 5	0- 2	0- 2	HOME	0- 0	0- 1	1- 0				
3- 2	0- 0	0- 0	AWAY	0- 2	1- 0	2- 0				
0- 0	0- 0	0- 0	NEUTRAL	0- 0	0- 0	0- 0				
11- 3	0- 0	0- 0	CONFERENCE	5- 1	1- 0	5- 2				
7- 0	0- 0	0- 0	HOME	3- 0	0- 0	4- 0				
4- 3	0- 0	0- 0	AWAY	2- 1	1- 0	1- 2				
0- 0	0- 0	0- 0	NEUTRAL	0- 0	0- 0	0- 0				

RPI 1-25				RPI 26-50				RPI 51-100				Team's RPI: 67	RPI 101+			
RPI	S	Opponent	Score	RPI	S	Opponent	Score	RPI	S	Opponent	Score		RPI	S	Opponent	Score
9	H	Mississippi St.	63 98	34	H	Rice	65 79	66	A	LSU	45 60		120	H	Western Ky.	56 68
22	H	Texas A&M	40 61	35	H	Kansas St.	47 53	70	A	Missouri St.	44 48		141	A	Appalachian St.	74 59
								92	A	UT Arlington	62 61		150	A	Tulsa	63 53
								92	H	UT Arlington	68 65		163	A	Coastal Caro.	60 47
								97	A	Troy	66 71		168	A	Texas St.	48 50
								97	H	Troy	76 72		168	H	Texas St.	62 47
								100	A	South Alabama	65 42		174	A	Louisiana Tech	69 58
								100	H	South Alabama	47 44		175	A	Arkansas St.	58 62
													175	H	Arkansas St.	68 55
													209	A	Memphis	63 60
													261	H	Louisiana	62 48
													304	H	Fla. Atlantic	61 38
													315	H	La.-Monroe	63 44
LAST 12 Division I GAMES:																
				175	A	Arkansas St.	58 62						141	A	Appalachian St.	74 59
				168	A	Texas St.	48 50						163	A	Coastal Caro.	60 47
				92	A	UT Arlington	62 61						92	H	UT Arlington	68 65
				100	H	South Alabama	47 44						168	H	Texas St.	62 47
				97	H	Troy	76 72						100	A	South Alabama	65 42
				175	H	Arkansas St.	68 55						97	A	Troy	66 71

Non-Div I Games:

Little Rock

Loss, Non-Conf, S Site, H Home A Away N Neutral

Average RPI Win:	233	WON-LOST	WINNING	LAST 10	STRENGTH OF	OPP. STRENGTH	TEAM	ADJ.	CONF.	ADJ CONF.
Average RPI Loss:	156	RECORD	PCT. RANK	GAMES	SCHEDULE	OF SCHEDULE	RPI	RPI	RPI	RPI
DIV. I ONLY	8- 18	272	1- 0	195	180	275	275	20	20	
DIV. I NON-CONF.	3- 10	278	0- 0	119	119	258	258	20	20	
TOTALS	RPI 1-25	RPI 26-50	W-L RECORDS	RPI 51-100	RPI 101-150	RPI 150+				
8- 18	0- 1	0- 1	OVERALL	1- 4	1- 5	6- 7				
5- 9	0- 0	0- 1	HOME	1- 2	0- 2	4- 4				
3- 9	0- 1	0- 0	AWAY	0- 2	1- 3	2- 3				
0- 0	0- 0	0- 0	NEUTRAL	0- 0	0- 0	0- 0				
3- 10	0- 1	0- 1	NON-CONFERENCE	1- 3	0- 2	2- 3				
2- 6	0- 0	0- 1	HOME	1- 2	0- 0	1- 3				
1- 4	0- 1	0- 0	AWAY	0- 1	0- 2	1- 0				
0- 0	0- 0	0- 0	NEUTRAL	0- 0	0- 0	0- 0				
5- 8	0- 0	0- 0	CONFERENCE	0- 1	1- 3	4- 4				
3- 3	0- 0	0- 0	HOME	0- 0	0- 2	3- 1				
2- 5	0- 0	0- 0	AWAY	0- 1	1- 1	1- 3				
0- 0	0- 0	0- 0	NEUTRAL	0- 0	0- 0	0- 0				

RPI 1-25				RPI 26-50				RPI 51-100				RPI 101+ Team's RPI: 275			
RPI	S	Opponent	Score	RPI	S	Opponent	Score	RPI	S	Opponent	Score	RPI	S	Opponent	Score
5	A	Oregon	48 110	46	H	Southern California	50 86	63	A	Utah	59 82	110	A	Loyola Marymount	62 71
								75	H	Arizona	43 70	136	A	Montana St.	62 85
								82	A	UC Davis	50 70	146	A	UC Riverside	63 45
								89	H	Idaho	70 63	146	H	UC Riverside	59 73
								90	H	UNI	64 71	147	A	CSUN	45 60
												147	H	CSUN	37 51
												181	H	UC Irvine	46 48
												184	A	Utah St.	50 48
												224	H	Nevada	67 76
												233	A	Hawaii	49 63
												233	H	Hawaii	56 40
												252	H	California Baptist	83 85
												257	A	Cal St. Fullerton	59 53
												259	H	San Diego	56 60
												300	A	UC Santa Barbara	54 60
												300	H	UC Santa Barbara	62 53
												316	A	Cal Poly	59 66
												316	H	Cal Poly	61 58
												336	H	Grand Canyon	57 50
LAST 12 Division I GAMES:															
300	H	UC Santa Barbara	62 53	257	A	Cal St. Fullerton	59 53								
147	A	CSUN	45 60	82	A	UC Davis	50 70								
233	A	Hawaii	49 63	147	H	CSUN	37 51								
181	H	UC Irvine	46 48	146	H	UC Riverside	59 73								
233	H	Hawaii	56 40	300	A	UC Santa Barbara	54 60								
316	A	Cal Poly	59 66	316	H	Cal Poly	61 58								

Non-Div I Games:

Long Beach St.

■ Loss,
 ■ Non-Conf, S Site,
 ■ Home
 ■ Away
 N Neutral

Average RPI Win:	260	WON-LOST	WINNING	LAST 10	STRENGTH OF	OPP. STRENGTH	TEAM	ADJ.	CONF.	ADJ CONF.
Average RPI Loss:	203	RECORD	PCT. RANK	GAMES	SCHEDULE	OF SCHEDULE	RPI	RPI	RPI	RPI
DIV. I ONLY	3- 23	340	0- 1	204	335	335	335	27	27	
DIV. I NON-CONF.	1- 9	326	0- 0	168	342	333	333	29	29	
TOTALS	RPI 1-25	RPI 26-50	W-L RECORDS	RPI 51-100	RPI 101-150	RPI 150+				
3- 23	0- 0	0- 0	OVERALL	0- 3	0- 4	3- 16				
3- 10	0- 0	0- 0	HOME	0- 1	0- 1	3- 8				
0- 12	0- 0	0- 0	AWAY	0- 2	0- 3	0- 7				
0- 1	0- 0	0- 0	NEUTRAL	0- 0	0- 0	0- 1				
1- 9	0- 0	0- 0	NON-CONFERENCE	0- 1	0- 2	1- 6				
1- 4	0- 0	0- 0	HOME	0- 0	0- 0	1- 4				
0- 4	0- 0	0- 0	AWAY	0- 1	0- 2	0- 1				
0- 1	0- 0	0- 0	NEUTRAL	0- 0	0- 0	0- 1				
2- 14	0- 0	0- 0	CONFERENCE	0- 2	0- 2	2- 10				
2- 6	0- 0	0- 0	HOME	0- 1	0- 1	2- 4				
0- 8	0- 0	0- 0	AWAY	0- 1	0- 1	0- 6				
0- 0	0- 0	0- 0	NEUTRAL	0- 0	0- 0	0- 0				

RPI S	Opponent	Score	RPI S	Opponent	Score	RPI S	Opponent	Score	RPI S	Opponent	Score	Team's RPI: 335
						58	A Virginia Tech	39 93	107	A VCU	55 84	
						80	A Radford	52 81	122	A UNCW	33 35	
						80	H Radford	34 68	124	A High Point	47 70	
									124	H High Point	54 65	
									188	A UNC Asheville	55 80	
									188	H UNC Asheville	57 68	
									191	H UMES	83 71	
									199	A Hampton	40 66	
									199	H Hampton	70 86	
									205	H Eastern Mich.	45 64	
									215	H Campbell	60 66	
									220	N East Carolina	52 61	
									229	H Saint Francis (PA)	88 91	
									247	A Gardner-Webb	78 80	
									247	H Gardner-Webb	85 79	
									262	H Wofford	72 101	
									265	A Norfolk St.	42 74	
									290	A Winthrop	69 77	
									294	H Charleston So.	74 81	
									310	H Wagner	60 86	
									331	A Presbyterian	66 81	
									342	A USC Upstate	67 72	
									342	H USC Upstate	80 58	
LAST 12 Division I GAMES:												
			124	A High Point	47 70		124	H High Point	54 65			
			199	H Hampton	70 86		247	H Gardner-Webb	85 79			
			188	H UNC Asheville	57 68		215	H Campbell	60 66			
			80	A Radford	52 81		342	A USC Upstate	67 72			
			342	H USC Upstate	80 58		188	A UNC Asheville	55 80			
			247	A Gardner-Webb	78 80		80	H Radford	34 68			

Non-Div I Games:

Longwood

■ Loss,
 ■ Non-Conf,
 ■ S Site,
 ■ H Home
 ■ A Away
 N Neutral

Louisiana

Through Games Of Feb. 27, 2019

Average RPI Win: 256	WON-LOST	WINNING	LAST 10	STRENGTH OF	OPP. STRENGTH	TEAM	ADJ.	CONF.	ADJ CONF.
Average RPI Loss: 137	RECORD	PCT. RANK	GAMES	SCHEDULE	OF SCHEDULE	RPI	RPI	RPI	RPI
DIV. I ONLY	7- 17	278	0- 1	146	172	261	261	12	12
DIV. I NON-CONF.	2- 8	293	0- 0	124	192	260	260	14	14
TOTALS	RPI 1-25	RPI 26-50	W-L RECORDS	RPI 51-100	RPI 101-150	RPI 150+			
7- 17	0- 1	0- 1	OVERALL	0- 6	2- 1	5- 8			
5- 6	0- 0	0- 0	HOME	0- 3	2- 0	3- 3			
2- 10	0- 1	0- 1	AWAY	0- 3	0- 1	2- 4			
0- 1	0- 0	0- 0	NEUTRAL	0- 0	0- 0	0- 1			
2- 8	0- 1	0- 1	NON-CONFERENCE	0- 2	0- 0	2- 4			
1- 3	0- 0	0- 0	HOME	0- 2	0- 0	1- 1			
1- 4	0- 1	0- 1	AWAY	0- 0	0- 0	1- 2			
0- 1	0- 0	0- 0	NEUTRAL	0- 0	0- 0	0- 1			
5- 9	0- 0	0- 0	CONFERENCE	0- 4	2- 1	3- 4			
4- 3	0- 0	0- 0	HOME	0- 1	2- 0	2- 2			
1- 6	0- 0	0- 0	AWAY	0- 3	0- 1	1- 2			
0- 0	0- 0	0- 0	NEUTRAL	0- 0	0- 0	0- 0			

RPI 1-25				RPI 26-50				RPI 51-100				RPI 101+				Team's RPI: 261	
RPI	S	Opponent	Score	RPI	S	Opponent	Score	RPI	S	Opponent	Score	RPI	S	Opponent	Score		
9	A	Mississippi St.	36 104	47	A	Auburn	59 71	65	H	Lamar University	77 79	135	A	Georgia St.	71 74		
								66	H	LSU	54 76	135	H	Georgia St.	57 54		
								67	A	Little Rock	48 62	141	H	Appalachian St.	73 55		
								92	H	UT Arlington	61 76	163	H	Coastal Caro.	58 76		
								97	A	Troy	64 90	168	H	Texas St.	65 71		
								100	A	South Alabama	60 83	175	A	Arkansas St.	75 87		
												185	H	Sam Houston St.	62 68		
												204	A	Ole Miss	57 79		
												225	A	UTRGV	60 75		
												243	N	A&M-Corpus Christi	63 64		
												278	H	Jackson St.	68 61		
												283	A	Ga. Southern	71 79		
												283	H	Ga. Southern	59 48		
												315	A	La.-Monroe	55 52		
												315	H	La.-Monroe	52 45		
												323	A	McNeese	70 59		
LAST 12 Division I GAMES:																	
168	H	Texas St.	65 71	92	H	UT Arlington	61 76										
315	A	La.-Monroe	55 52	97	A	Troy	64 90										
135	A	Georgia St.	71 74	100	A	South Alabama	60 83										
283	A	Ga. Southern	71 79	315	H	La.-Monroe	52 45										
163	H	Coastal Caro.	58 76	283	H	Ga. Southern	59 48										
141	H	Appalachian St.	73 55	135	H	Georgia St.	57 54										

Non-Div I Games: Dillard 69 **72**

Louisiana

Loss, Non-Conf, S Site, H Home A Away N Neutral

Average RPI Win: 212		WON-LOST	WINNING	LAST 10	STRENGTH OF	OPP. STRENGTH	TEAM	ADJ.	CONF.	ADJ CONF.
Average RPI Loss: 139		RECORD	PCT. RANK	GAMES	SCHEDULE	OF SCHEDULE	RPI	RPI	RPI	RPI
DIV. I ONLY		13- 13	170	1- 0	193	113	174	174	14	14
DIV. I NON-CONF.		7- 5	132	1- 0	255	67	151	151	17	17
TOTALS	RPI 1-25		RPI 26-50		W-L RECORDS		RPI 51-100		RPI 101-150	RPI 150+
13- 13	0- 1		0- 1		OVERALL		0- 4		4- 1	9- 6
7- 4	0- 0		0- 1		HOME		0- 2		2- 0	5- 1
5- 8	0- 1		0- 0		AWAY		0- 1		1- 1	4- 5
1- 1	0- 0		0- 0		NEUTRAL		0- 1		1- 0	0- 0
7- 5	0- 1		0- 0		NON-CONFERENCE		0- 2		2- 0	5- 2
3- 1	0- 0		0- 0		HOME		0- 1		1- 0	2- 0
3- 3	0- 1		0- 0		AWAY		0- 0		0- 0	3- 2
1- 1	0- 0		0- 0		NEUTRAL		0- 1		1- 0	0- 0
6- 8	0- 0		0- 1		CONFERENCE		0- 2		2- 1	4- 4
4- 3	0- 0		0- 1		HOME		0- 1		1- 0	3- 1
2- 5	0- 0		0- 0		AWAY		0- 1		1- 1	1- 3
0- 0	0- 0		0- 0		NEUTRAL		0- 0		0- 0	0- 0

RPI 1-25				RPI 26-50				RPI 51-100				RPI 101+				Team's RPI: 174	
RPI	S	Opponent	Score	RPI	S	Opponent	Score	RPI	S	Opponent	Score	RPI	S	Opponent	Score		
19	A	Arizona St.	44 80	34	H	Rice	51 61	59	A	Middle Tenn.	38 75	102	A	UAB	73 68		
								67	H	Little Rock	58 69	103	H	Houston	100 88		
								70	N	Missouri St.	70 82	118	H	Charlotte	88 51		
								88	H	Old Dominion	59 70	120	A	Western Ky.	76 81		
												145	N	Alabama	79 62		
												175	A	Arkansas St.	80 70		
												176	H	North Texas	54 65		
												182	A	Southern Miss.	70 74		
												182	H	Southern Miss.	106 85		
												201	A	Marshall	88 90		
												204	H	Ole Miss	80 71		
												209	A	Memphis	66 50		
												236	A	UMKC	70 80		
												246	A	Wichita St.	56 70		
												277	A	UTEP	74 64		
												304	H	Fla. Atlantic	86 55		
												306	H	Southeastern La.	72 53		
												307	A	UTSA	68 70		
												313	H	FIU	90 72		
												323	A	McNeese	89 48		
LAST 12 Division I GAMES:																	
				145	N	Alabama	79 62					304	H	Fla. Atlantic	86 55		
				182	A	Southern Miss.	70 74					120	A	Western Ky.	76 81		
				307	A	UTSA	68 70					201	A	Marshall	88 90		
				277	A	UTEP	74 64					118	H	Charlotte	88 51		
				182	H	Southern Miss.	106 85					88	H	Old Dominion	59 70		
				313	H	FIU	90 72					59	A	Middle Tenn.	38 75		

Non-Div I Games: LSU-Alexandria 112 70

Louisiana Tech

■ Loss, ■ Non-Conf, S Site, H Home A Away N Neutral

Louisville

Through Games Of Feb. 27, 2019

2015-16				Through Games Of Feb. 17, 2016						
Average RPI Win:	87	WON-LOST	WINNING	LAST 10	STRENGTH OF	OPP. STRENGTH	TEAM	ADJ.	CONF.	ADJ CONF.
Average RPI Loss:	10	RECORD	PCT. RANK	GAMES	SCHEDULE	OF SCHEDULE	RPI	RPI	RPI	RPI
DIV. I ONLY	25- 2	3	1- 0	11	1	3	3	1	1	
DIV. I NON-CONF.	13- 0	1	0- 0	15	24	3	3	1	1	
TOTALS	RPI 1-25		RPI 26-50	W-L RECORDS	RPI 51-100	RPI 101-150		RPI 150+		
25- 2	6- 2		4- 0	OVERALL	6- 0	6- 0		3- 0		
13- 1	3- 1		3- 0	HOME	2- 0	3- 0		2- 0		
10- 1	2- 1		1- 0	AWAY	4- 0	2- 0		1- 0		
2- 0	1- 0		0- 0	NEUTRAL	0- 0	1- 0		0- 0		
13- 0	4- 0		1- 0	NON-CONFERENCE	2- 0	3- 0		3- 0		
7- 0	2- 0		1- 0	HOME	1- 0	1- 0		2- 0		
4- 0	1- 0		0- 0	AWAY	1- 0	1- 0		1- 0		
2- 0	1- 0		0- 0	NEUTRAL	0- 0	1- 0		0- 0		
12- 2	2- 2		3- 0	CONFERENCE	4- 0	3- 0		0- 0		
6- 1	1- 1		2- 0	HOME	1- 0	2- 0		0- 0		
6- 1	1- 1		1- 0	AWAY	3- 0	1- 0		0- 0		
0- 0	0- 0		0- 0	NEUTRAL	0- 0	0- 0		0- 0		

RPI	S	Opponent	Score	RPI	S	Opponent	Score	RPI	S	Opponent	Score	RPI	S	Opponent	Score
1	A	Notre Dame	68 82	31	H	North Carolina	73 66	58	A	Virginia Tech	72 63	113	N	Hartford	86 69
6	H	UConn	78 69	41	H	Georgia Tech	61 44	60	A	Boise St.	74 55	117	H	Boston College	87 51
12	H	Syracuse	76 51	42	A	Clemson	76 44	83	A	Duke	73 51	120	A	Western Ky.	102 80
15	H	Kentucky	80 75	48	H	Miami (OH)	95 73	85	H	Nebraska	85 68	125	H	Pittsburgh	70 42
18	H	Miami (FL)	73 79					95	A	Virginia	71 49	128	A	Wake Forest	73 49
19	N	Arizona St.	58 56					95	H	Virginia	91 43	132	H	UT Martin	102 62
21	A	Florida St.	68 49									162	A	Chattanooga	75 49
24	A	Central Mich.	72 68									253	H	Northern Ky.	92 59
												298	H	Tennessee St.	107 52
LAST 12 Division I GAMES:															
117	H	Boston College	87 51	6	H	UConn	78 69	125	H	Pittsburgh	70 42	21	A	Florida St.	68 49
95	A	Virginia	71 49	128	A	Wake Forest	73 49	95	H	Virginia	91 43	41	H	Georgia Tech	61 44
18	H	Miami (FL)	73 79												
58	A	Virginia Tech	72 63												
12	H	Syracuse	76 51												
42	A	Clemson	76 44												

Non-Div I Games:

Louisville

■ Loss,
 ■ Non-Conf, S Site,
 ■ Home
 ■ Away
 N Neutral

Average RPI Win:	282	WON-LOST	WINNING	LAST 10	STRENGTH OF	OPP. STRENGTH	TEAM	ADJ.	CONF.	ADJ CONF.
Average RPI Loss:	107	RECORD	PCT. RANK	GAMES	SCHEDULE	OF SCHEDULE	RPI	RPI	RPI	RPI
DIV. I ONLY	12- 14	196	0- 1	268	179	244	244	13	13	
DIV. I NON-CONF.	6- 5	143	0- 0	338	283	280	280	15	15	
TOTALS	RPI 1-25	RPI 26-50	W-L RECORDS	RPI 51-100	RPI 101-150	RPI 150+				
12- 14	0- 3	0- 0	OVERALL	0- 5	0- 1	12- 5				
8- 7	0- 2	0- 0	HOME	0- 2	0- 0	8- 3				
4- 7	0- 1	0- 0	AWAY	0- 3	0- 1	4- 2				
0- 0	0- 0	0- 0	NEUTRAL	0- 0	0- 0	0- 0				
6- 5	0- 1	0- 0	NON-CONFERENCE	0- 1	0- 1	6- 2				
4- 2	0- 1	0- 0	HOME	0- 0	0- 0	4- 1				
2- 3	0- 0	0- 0	AWAY	0- 1	0- 1	2- 1				
0- 0	0- 0	0- 0	NEUTRAL	0- 0	0- 0	0- 0				
6- 9	0- 2	0- 0	CONFERENCE	0- 4	0- 0	6- 3				
4- 5	0- 1	0- 0	HOME	0- 2	0- 0	4- 2				
2- 4	0- 1	0- 0	AWAY	0- 2	0- 0	2- 1				
0- 0	0- 0	0- 0	NEUTRAL	0- 0	0- 0	0- 0				

RPI S	Opponent	Score	RPI S	Opponent	Score	RPI S	Opponent	Score	RPI S	Opponent	Score	Team's RPI: 244
23	A Drake	60 69				70	A Missouri St.	49 84	119	A Youngstown St.	63 74	
23	H Drake	55 83				70	H Missouri St.	58 85	151	A Southern Ill.	63 74	
25	H DePaul	76 102				77	A Purdue	41 65	151	H Southern Ill.	41 64	
						90	A UNI	52 64	156	H Bradley	56 69	
						90	H UNI	65 71	160	H Illinois St.	62 59	
									189	A Indiana St.	44 36	
									189	H Indiana St.	56 54	
									223	A Bowling Green	74 88	
									236	H UMKC	74 88	
									239	H SIUE	56 43	
									268	A Western Mich.	64 53	
									314	H Valparaiso	80 54	
									332	A Evansville	71 51	
									332	H Evansville	61 56	
									333	H Detroit Mercy	52 43	
									334	H Purdue Fort Wayne	81 67	
									339	A UIC	75 60	
									350	H Chicago St.	76 40	
LAST 12 Division I GAMES:												
70	H Missouri St.	58 85	156	H Bradley	56 69							
151	H Southern Ill.	41 64	160	H Illinois St.	62 59							
332	A Evansville	71 51	151	A Southern Ill.	63 74							
189	A Indiana St.	44 36	70	A Missouri St.	49 84							
23	H Drake	55 83	189	H Indiana St.	56 54							
90	H UNI	65 71	332	H Evansville	61 56							

Non-Div I Games:

Loyola Chicago

■ Loss,
■ Non-Conf,
■ S Site,
■ H Home
■ A Away
N Neutral

Loyola Maryland

Through Games Of Feb. 27, 2019

Average RPI Win:	290	WON-LOST	WINNING	LAST 10	STRENGTH OF	OPP. STRENGTH	TEAM	ADJ.	CONF.	ADJ CONF.
Average RPI Loss:	161	RECORD	PCT. RANK	GAMES	SCHEDULE	OF SCHEDULE	RPI	RPI	RPI	RPI
DIV. I ONLY	4- 23	334	0- 1	121	257	296	296	18	18	
DIV. I NON-CONF.	1- 10	330	0- 1	128	257	288	288	21	21	
TOTALS	RPI 1-25	RPI 26-50	W-L RECORDS	RPI 51-100	RPI 101-150	RPI 150+				
4- 23	0- 1	0- 0	OVERALL	0- 5	0- 4	4- 13				
2- 10	0- 0	0- 0	HOME	0- 2	0- 1	2- 7				
2- 12	0- 1	0- 0	AWAY	0- 3	0- 2	2- 6				
0- 1	0- 0	0- 0	NEUTRAL	0- 0	0- 1	0- 0				
1- 10	0- 1	0- 0	NON-CONFERENCE	0- 1	0- 2	1- 6				
0- 3	0- 0	0- 0	HOME	0- 0	0- 0	0- 3				
1- 6	0- 1	0- 0	AWAY	0- 1	0- 1	1- 3				
0- 1	0- 0	0- 0	NEUTRAL	0- 0	0- 1	0- 0				
3- 13	0- 0	0- 0	CONFERENCE	0- 4	0- 2	3- 7				
2- 7	0- 0	0- 0	HOME	0- 2	0- 1	2- 4				
1- 6	0- 0	0- 0	AWAY	0- 2	0- 1	1- 3				
0- 0	0- 0	0- 0	NEUTRAL	0- 0	0- 0	0- 0				

RPI 1-25				RPI 26-50				RPI 51-100				RPI 101+ Team's RPI: 296			
RPI	S	Opponent	Score	RPI	S	Opponent	Score	RPI	S	Opponent	Score	RPI	S	Opponent	Score
13	A	Maryland	48 83					51	A	Bucknell	55 87	108	A	Towson	57 62
								51	H	Bucknell	57 75	117	N	Boston College	47 73
								71	A	American	38 82	139	A	Lehigh	42 51
								71	H	American	56 67	139	H	Lehigh	46 65
								94	A	Georgetown	30 45	158	H	Boston U.	62 64
												171	H	William & Mary	49 65
												190	A	Holy Cross	60 78
												190	H	Holy Cross	48 58
												196	A	George Mason	38 70
												198	A	Dartmouth	41 54
												227	H	Navy	46 58
												231	A	Monmouth	75 67
												237	A	Saint Joseph's	46 49
												238	H	Mt. St. Mary's	67 77
												245	A	Colgate	64 73
												245	H	Colgate	47 58
												264	H	St. Francis Brooklyn	70 75
												280	A	Army West Point	57 69
												280	H	Army West Point	70 51
												325	A	Lafayette	55 52
												325	H	Lafayette	62 50
LAST 12 Division I GAMES:															
237	A	Saint Joseph's	46 49	190	H	Holy Cross	48 58								
139	H	Lehigh	46 65	280	H	Army West Point	70 51								
245	H	Colgate	47 58	139	A	Lehigh	42 51								
51	A	Bucknell	55 87	245	A	Colgate	64 73								
325	A	Lafayette	55 52	51	H	Bucknell	57 75								
71	H	American	56 67	325	H	Lafayette	62 50								

Non-Div I Games:

Loyola Maryland

Loss, Non-Conf, S Site, H Home A Away N Neutral

Average RPI Win:	165	WON-LOST	WINNING	LAST 10	STRENGTH OF	OPP. STRENGTH	TEAM	ADJ.	CONF.	ADJ CONF.
Average RPI Loss:	105	RECORD	PCT. RANK	GAMES	SCHEDULE	OF SCHEDULE	RPI	RPI	RPI	RPI
DIV. I ONLY	16- 12	135	1- 0	79	102	110	110	8	8	
DIV. I NON-CONF.	7- 5	132	1- 0	90	193	102	102	7	7	
TOTALS	RPI 1-25	RPI 26-50	W-L RECORDS	RPI 51-100	RPI 101-150	RPI 150+				
16- 12	0- 1	2- 2	OVERALL	4- 3	1- 2	9- 4				
9- 5	0- 1	2- 0	HOME	2- 1	0- 1	5- 2				
7- 4	0- 0	0- 1	AWAY	2- 1	1- 1	4- 1				
0- 3	0- 0	0- 1	NEUTRAL	0- 1	0- 0	0- 1				
7- 5	0- 0	1- 1	NON-CONFERENCE	2- 1	1- 0	3- 3				
4- 1	0- 0	1- 0	HOME	1- 0	0- 0	2- 1				
3- 1	0- 0	0- 0	AWAY	1- 0	1- 0	1- 1				
0- 3	0- 0	0- 1	NEUTRAL	0- 1	0- 0	0- 1				
9- 7	0- 1	1- 1	CONFERENCE	2- 2	0- 2	6- 1				
5- 4	0- 1	1- 0	HOME	1- 1	0- 1	3- 1				
4- 3	0- 0	0- 1	AWAY	1- 1	0- 1	3- 0				
0- 0	0- 0	0- 0	NEUTRAL	0- 0	0- 0	0- 0				

RPI 1-25				RPI 26-50				RPI 51-100				RPI 101+ Team's RPI: 110			
RPI	S	Opponent	Score	RPI	S	Opponent	Score	RPI	S	Opponent	Score	RPI	S	Opponent	Score
14	H	Gonzaga	53 78	28	A	BYU	44 55	53	N	Indiana	43 67	101	A	Pepperdine	86 95
				28	H	BYU	61 58	55	A	Saint Mary's (CA)	62 86	101	H	Pepperdine	55 73
				32	H	UCLA	69 63	55	H	Saint Mary's (CA)	69 56	147	A	CSUN	72 53
				33	N	South Dakota	40 67	75	A	Arizona	66 64	161	A	Denver	75 104
								82	H	UC Davis	60 53	167	A	Santa Clara	69 60
								93	A	Pacific	72 67	167	H	Santa Clara	75 83
								93	H	Pacific	75 81	178	H	Portland	76 58
												197	H	Robert Morris	61 53
												203	N	Grambling	61 62
												249	A	San Francisco	73 66
												249	H	San Francisco	66 58
												254	H	Northern Ariz.	62 63
												259	A	San Diego	69 52
												259	H	San Diego	83 57
												275	H	Long Beach St.	71 62
												300	A	UC Santa Barbara	70 57
LAST 12 Division I GAMES:															
197	H	Robert Morris	61 53	259	H	San Diego	83 57	28	H	BYU	61 58				
93	H	Pacific	75 81	55	A	Saint Mary's (CA)	62 86	93	A	Pacific	72 67				
55	H	Saint Mary's (CA)	69 56	101	H	Pepperdine	55 73	101	A	Pepperdine	86 95				
249	A	San Francisco	73 66	167	A	Santa Clara	69 60	167	H	Santa Clara	75 83				

Non-Div I Games:

Loyola Marymount

■ Loss,
■ Non-Conf,
■ S Site,
■ H Home
■ A Away
N Neutral

Average RPI Win: 221	WON-LOST	WINNING	LAST 10	STRENGTH OF	OPP. STRENGTH	TEAM	ADJ.	CONF.	ADJ CONF.
Average RPI Loss: 95	RECORD	PCT. RANK	GAMES	SCHEDULE	OF SCHEDULE	RPI	RPI	RPI	RPI
DIV. I ONLY	21- 7	43	0- 1	138	205	61	61	23	23
DIV. I NON-CONF.	7- 6	153	0- 1	41	70	54	54	25	25
TOTALS	RPI 1-25	RPI 26-50	W-L RECORDS	RPI 51-100	RPI 101-150	RPI 150+			
21- 7	0- 1	1- 0	OVERALL	3- 2	1- 3	16- 1			
10- 1	0- 0	0- 0	HOME	1- 1	1- 0	8- 0			
9- 5	0- 1	1- 0	AWAY	1- 1	0- 3	7- 0			
2- 1	0- 0	0- 0	NEUTRAL	1- 0	0- 0	1- 1			
7- 6	0- 1	1- 0	NON-CONFERENCE	3- 2	0- 2	3- 1			
2- 1	0- 0	0- 0	HOME	1- 1	0- 0	1- 0			
3- 4	0- 1	1- 0	AWAY	1- 1	0- 2	1- 0			
2- 1	0- 0	0- 0	NEUTRAL	1- 0	0- 0	1- 1			
14- 1	0- 0	0- 0	CONFERENCE	0- 0	1- 1	13- 0			
8- 0	0- 0	0- 0	HOME	0- 0	1- 0	7- 0			
6- 1	0- 0	0- 0	AWAY	0- 0	0- 1	6- 0			
0- 0	0- 0	0- 0	NEUTRAL	0- 0	0- 0	0- 0			

RPI 1-25				RPI 26-50				RPI 51-100 Team's RPI: 61				RPI 101+			
RPI	S	Opponent	Score	RPI	S	Opponent	Score	RPI	S	Opponent	Score	RPI	S	Opponent	Score
7	A	NC State	46 84	31	A	North Carolina	85 73	72	N	Penn	47 46	109	A	Fordham	64 72
								76	A	Green Bay	39 70	113	A	Hartford	46 49
								81	A	Harvard	67 60	113	H	Hartford	78 58
								83	H	Duke	63 66	115	A	Northeastern	55 63
								86	H	Toledo	73 59	152	A	Stony Brook	68 54
												152	H	Stony Brook	71 61
												162	N	Chattanooga	61 66
												192	N	N.C. A&T	58 52
												242	A	Albany (NY)	67 61
												242	H	Albany (NY)	76 65
												250	H	Binghamton	95 66
												272	H	Brown	102 96
												281	A	Vermont	63 51
												281	H	Vermont	66 45
												299	A	Bryant	74 57
												311	A	UMBC	58 45
												311	H	UMBC	84 44
												312	A	New Hampshire	69 45
												312	H	New Hampshire	67 46
												321	A	UMass Lowell	60 41
												321	H	UMass Lowell	79 45
LAST 12 Division I GAMES:															
162	N	Chattanooga	61 66	281	H	Vermont	66 45								
321	A	UMass Lowell	60 41	312	A	New Hampshire	69 45								
152	H	Stony Brook	71 61	321	H	UMass Lowell	79 45								
242	A	Albany (NY)	67 61	250	H	Binghamton	95 66								
113	H	Hartford	78 58	152	A	Stony Brook	68 54								
311	A	UMBC	58 45	113	A	Hartford	46 49								

Non-Div I Games:

Maine

Average RPI Win:	289	WON-LOST	WINNING	LAST 10	STRENGTH OF	OPP. STRENGTH	TEAM	ADJ.	CONF.	ADJ CONF.
Average RPI Loss:	195	RECORD	PCT. RANK	GAMES	SCHEDULE	OF SCHEDULE	RPI	RPI	RPI	RPI
DIV. I ONLY	10- 17	248	1- 0	240	337	282	282	26	26	
DIV. I NON-CONF.	2- 9	297	0- 0	161	348	321	321	27	27	
TOTALS	RPI 1-25	RPI 26-50	W-L RECORDS	RPI 51-100	RPI 101-150	RPI 150+				
10- 17	0- 0	0- 1	OVERALL	0- 2	1- 2	9- 12				
6- 9	0- 0	0- 1	HOME	0- 2	0- 1	6- 5				
4- 8	0- 0	0- 0	AWAY	0- 0	1- 1	3- 7				
0- 0	0- 0	0- 0	NEUTRAL	0- 0	0- 0	0- 0				
2- 9	0- 0	0- 0	NON-CONFERENCE	0- 2	0- 1	2- 6				
2- 5	0- 0	0- 0	HOME	0- 2	0- 0	2- 3				
0- 4	0- 0	0- 0	AWAY	0- 0	0- 1	0- 3				
0- 0	0- 0	0- 0	NEUTRAL	0- 0	0- 0	0- 0				
8- 8	0- 0	0- 1	CONFERENCE	0- 0	1- 1	7- 6				
4- 4	0- 0	0- 1	HOME	0- 0	0- 1	4- 2				
4- 4	0- 0	0- 0	AWAY	0- 0	1- 0	3- 4				
0- 0	0- 0	0- 0	NEUTRAL	0- 0	0- 0	0- 0				

RPI S	Opponent	Score	RPI S	Opponent	Score	RPI S	Opponent	Score	RPI S	Opponent	Score	Team's RPI: 282
49	H Quinnipiac	39 64	62	H Wright St.	44 60	109	A Fordham	61 65				
			64	H Drexel	39 53	134	A Marist	69 51				
						134	H Marist	51 62				
						152	H Stony Brook	48 79				
						180	A Rider	60 57				
						180	H Rider	63 73				
						190	A Holy Cross	53 61				
						214	H Sacred Heart	46 74				
						231	A Monmouth	63 71				
						242	A Albany (NY)	54 60				
						264	A St. Francis Brooklyn	65 73				
						267	A Niagara	51 61				
						267	H Niagara	54 58				
						271	A Siena	56 62				
						271	H Siena	52 48				
						279	A Canisius	44 47				
						293	H Fairfield	47 41				
						325	H Lafayette	60 49				
						329	A Iona	54 52				
						329	H Iona	55 33				
						333	H Detroit Mercy	56 58				
						341	A Saint Peter's	62 44				
						341	H Saint Peter's	62 46				
						346	H LIU Brooklyn	61 46				
LAST 12 Division I GAMES:												
341	H Saint Peter's	62 46	134	H Marist	51 62							
329	A Iona	54 52	271	H Siena	52 48							
180	A Rider	60 57	293	H Fairfield	47 41							
49	H Quinnipiac	39 64	134	A Marist	69 51							
231	A Monmouth	63 71	267	H Niagara	54 58							
341	A Saint Peter's	62 44	180	H Rider	63 73							

Non-Div I Games:

Manhattan

■ Loss,
 ■ Non-Conf,
 ■ S Site,
 ■ H Home
 ■ A Away
 N Neutral

Average RPI Win: 247	WON-LOST	WINNING	LAST 10	STRENGTH OF	OPP. STRENGTH	TEAM	ADJ.	CONF.	ADJ CONF.
Average RPI Loss: 131	RECORD	PCT. RANK	GAMES	SCHEDULE	OF SCHEDULE	RPI	RPI	RPI	RPI
DIV. I ONLY	19- 9	81	0- 1	236	235	134	134	26	26
DIV. I NON-CONF.	8- 4	91	0- 0	211	103	106	106	27	27
TOTALS	RPI 1-25	RPI 26-50	W-L RECORDS	RPI 51-100	RPI 101-150	RPI 150+			
19- 9	0- 0	0- 2	OVERALL	0- 3	1- 0	18- 4			
8- 4	0- 0	0- 1	HOME	0- 0	1- 0	7- 3			
9- 4	0- 0	0- 1	AWAY	0- 2	0- 0	9- 1			
2- 1	0- 0	0- 0	NEUTRAL	0- 1	0- 0	2- 0			
8- 4	0- 0	0- 0	NON-CONFERENCE	0- 3	1- 0	7- 1			
3- 1	0- 0	0- 0	HOME	0- 0	1- 0	2- 1			
3- 2	0- 0	0- 0	AWAY	0- 2	0- 0	3- 0			
2- 1	0- 0	0- 0	NEUTRAL	0- 1	0- 0	2- 0			
11- 5	0- 0	0- 2	CONFERENCE	0- 0	0- 0	11- 3			
5- 3	0- 0	0- 1	HOME	0- 0	0- 0	5- 2			
6- 2	0- 0	0- 1	AWAY	0- 0	0- 0	6- 1			
0- 0	0- 0	0- 0	NEUTRAL	0- 0	0- 0	0- 0			

RPI S	Opponent	Score	RPI S	Opponent	Score	RPI S	Opponent	Score	RPI S	Opponent	Score	Team's RPI: 134
49	A Quinnipiac	66 78	49	H Quinnipiac	69 76	62	N Wright St.	60 76	115	H Northeastern	90 84	
						68	A Princeton	57 60	158	H Boston U.	68 57	
						83	A Duke	56 64	170	H Temple	74 68	
									180	A Rider	64 70	
									180	H Rider	58 68	
									207	N Stetson	76 69	
									217	A Elon	61 57	
									219	N Hofstra	71 57	
									226	H Massachusetts	55 70	
									227	A Navy	72 48	
									231	H Monmouth	69 45	
									242	A Albany (NY)	74 56	
									267	A Niagara	87 58	
									271	A Siena	73 58	
									271	H Siena	88 59	
									279	A Canisius	71 66	
									279	H Canisius	66 50	
									282	A Manhattan	62 51	
									282	H Manhattan	51 69	
									293	A Fairfield	56 46	
									293	H Fairfield	85 44	
									329	H Iona	76 36	
									341	A Saint Peter's	62 42	
LAST 12 Division I GAMES:												
49	A Quinnipiac	66 78	180	H Rider	58 68							
293	H Fairfield	85 44	282	H Manhattan	51 69							
279	H Canisius	66 50	341	A Saint Peter's	62 42							
180	A Rider	64 70	329	H Iona	76 36							
282	A Manhattan	62 51	271	H Siena	88 59							
271	A Siena	73 58	231	H Monmouth	69 45							

Non-Div I Games:

Marist

■ Loss,
 ■ Non-Conf,
 ■ S Site,
 ■ H Home
 ■ A Away
 N Neutral

Average RPI Win:	114	WON-LOST	WINNING	LAST 10	STRENGTH OF	OPP. STRENGTH	TEAM	ADJ.	CONF.	ADJ CONF.
Average RPI Loss:	37	RECORD	PCT. RANK	GAMES	SCHEDULE	OF SCHEDULE	RPI	RPI	RPI	RPI
DIV. I ONLY	23- 5	19	1- 0	16	50	10	10	6	6	
DIV. I NON-CONF.	9- 3	61	1- 0	19	32	18	18	4	4	
TOTALS	RPI 1-25	RPI 26-50	W-L RECORDS	RPI 51-100	RPI 101-150	RPI 150+				
23- 5	2- 3	4- 0	OVERALL	5- 1	7- 1	5- 0				
15- 2	1- 1	3- 0	HOME	3- 1	5- 0	3- 0				
8- 3	1- 2	1- 0	AWAY	2- 0	2- 1	2- 0				
0- 0	0- 0	0- 0	NEUTRAL	0- 0	0- 0	0- 0				
9- 3	0- 3	2- 0	NON-CONFERENCE	2- 0	2- 0	3- 0				
7- 1	0- 1	2- 0	HOME	2- 0	1- 0	2- 0				
2- 2	0- 2	0- 0	AWAY	0- 0	1- 0	1- 0				
0- 0	0- 0	0- 0	NEUTRAL	0- 0	0- 0	0- 0				
14- 2	2- 0	2- 0	CONFERENCE	3- 1	5- 1	2- 0				
8- 1	1- 0	1- 0	HOME	1- 1	4- 0	1- 0				
6- 1	1- 0	1- 0	AWAY	2- 0	1- 1	1- 0				
0- 0	0- 0	0- 0	NEUTRAL	0- 0	0- 0	0- 0				

RPI	S	Opponent	Score	RPI	S	Opponent	Score	RPI	S	Opponent	Score	RPI	S	Opponent	Score
1	H	Notre Dame	63 87	29	H	South Dakota St.	91 52	52	A	Butler	87 58	104	A	St. John's (NY)	74 81
9	A	Mississippi St.	82 87	45	H	Michigan	85 74	52	H	Butler	57 61	104	H	St. John's (NY)	83 73
18	A	Miami (FL)	55 63	50	A	Villanova	91 55	76	H	Green Bay	80 54	105	H	Creighton	85 67
25	A	DePaul	93 87	50	H	Villanova	93 55	90	H	UNI	102 61	111	A	Northwestern	76 57
25	H	DePaul	96 63					94	A	Georgetown	72 62	114	H	Providence	85 46
								94	H	Georgetown	59 52	136	H	Montana St.	100 52
												138	A	Seton Hall	109 63
												138	H	Seton Hall	96 60
												186	A	Xavier	90 44
												186	H	Xavier	79 53
												194	A	Milwaukee	83 74
												250	H	Binghamton	93 40
												339	H	UIC	96 32
LAST 12 Division I GAMES:															
90	H	UNI	102 61	50	H	Villanova	93 55								
18	A	Miami (FL)	55 63	94	H	Georgetown	59 52								
186	H	Xavier	79 53	25	A	DePaul	93 87								
52	H	Butler	57 61	52	A	Butler	87 58								
138	A	Seton Hall	109 63	186	A	Xavier	90 44								
104	A	St. John's (NY)	74 81	104	H	St. John's (NY)	83 73								

Non-Div I Games:

Marquette

RPI 1-25				RPI 26-50				RPI 51-100				RPI 101+				Team's RPI: 201	
RPI	S	Opponent	Score	RPI	S	Opponent	Score	RPI	S	Opponent	Score	RPI	S	Opponent	Score		
				34	H	Rice	67 79	59	A	Middle Tenn.	59 53	102	A	UAB	59 77		
				42	A	Clemson	54 68	88	H	Old Dominion	57 48	108	H	Towson	69 76		
												118	H	Charlotte	63 62		
												120	A	Western Ky.	55 85		
												120	H	Western Ky.	66 69		
												141	A	Appalachian St.	52 74		
												151	A	Southern Ill.	49 58		
												174	H	Louisiana Tech	90 88		
												176	H	North Texas	67 55		
												182	H	Southern Miss.	52 64		
												183	A	Wisconsin	49 67		
												189	H	Indiana St.	53 62		
												223	A	Bowling Green	76 99		
												277	A	UTEP	63 60		
												284	H	Cleveland St.	86 64		
												298	H	Tennessee St.	80 59		
												304	A	Fla. Atlantic	72 67		
												307	A	UTSA	79 72		
												313	A	FIU	86 58		
												330	H	Coppin St.	88 67		
												332	H	Evansville	72 65		
												343	H	Delaware St.	75 63		
LAST 12 Division I GAMES:																	
				120	H	Western Ky.	66 69	277	A	UTEP	63 60						
				59	A	Middle Tenn.	59 53	182	H	Southern Miss.	52 64						
				102	A	UAB	59 77	174	H	Louisiana Tech	90 88						
				34	H	Rice	67 79	313	A	FIU	86 58						
				176	H	North Texas	67 55	304	A	Fla. Atlantic	72 67						
				307	A	UTSA	79 72	120	A	Western Ky.	55 85						

Page 159

Maryland

Through Games Of Feb. 27, 2019

Average RPI Win:	132	WON-LOST	WINNING	LAST 10	STRENGTH OF	OPP. STRENGTH	TEAM	ADJ.	CONF.	ADJ CONF.
Average RPI Loss:	25	RECORD	PCT. RANK	GAMES	SCHEDULE	OF SCHEDULE	RPI	RPI	RPI	RPI
DIV. I ONLY	25- 3	6	1- 0	85	35	13	13	5	5	
DIV. I NON-CONF.	11- 0	1	0- 0	221	83	25	25	6	6	
TOTALS	RPI 1-25	RPI 26-50	W-L RECORDS	RPI 51-100	RPI 101-150	RPI 150+				
25- 3	1- 1	4- 2	OVERALL	7- 0	6- 0	7- 0				
13- 1	0- 0	3- 1	HOME	2- 0	4- 0	4- 0				
10- 2	1- 1	1- 1	AWAY	4- 0	2- 0	2- 0				
2- 0	0- 0	0- 0	NEUTRAL	1- 0	0- 0	1- 0				
11- 0	1- 0	2- 0	NON-CONFERENCE	1- 0	2- 0	5- 0				
6- 0	0- 0	2- 0	HOME	0- 0	1- 0	3- 0				
3- 0	1- 0	0- 0	AWAY	0- 0	1- 0	1- 0				
2- 0	0- 0	0- 0	NEUTRAL	1- 0	0- 0	1- 0				
14- 3	0- 1	2- 2	CONFERENCE	6- 0	4- 0	2- 0				
7- 1	0- 0	1- 1	HOME	2- 0	3- 0	1- 0				
7- 2	0- 1	1- 1	AWAY	4- 0	1- 0	1- 0				
0- 0	0- 0	0- 0	NEUTRAL	0- 0	0- 0	0- 0				

RPI	S	Opponent	Score	RPI	S	Opponent	Score	RPI	S	Opponent	Score	RPI	S	Opponent	Score
8	A	Iowa	73 86	26	A	Rutgers	62 48	53	A	Indiana	76 56	106	H	Minnesota	71 69
17	A	South Carolina	85 61	26	H	Rutgers	65 73	77	A	Purdue	58 55	111	H	Northwestern	72 57
				36	H	James Madison	87 63	78	A	Ohio St.	70 57	121	H	Dayton	82 71
				40	A	Michigan St.	60 77	78	H	Ohio St.	75 69	127	A	Penn St.	77 61
				41	H	Georgia Tech	67 54	85	A	Nebraska	81 63	127	H	Penn St.	79 67
				45	H	Michigan	83 69	85	H	Nebraska	89 63	148	A	Delaware	77 53
								98	N	Georgia	58 51	183	H	Wisconsin	75 57
												195	A	George Washington	69 30
												212	A	Illinois	80 66
												296	H	Loyola Maryland	83 48
												308	N	Morgan St.	68 44
												311	H	UMBC	92 61
												330	H	Coppin St.	93 36
LAST 12 Division I GAMES:															
77	A	Purdue	58 55	212	A	Illinois	80 66								
106	H	Minnesota	71 69	183	H	Wisconsin	75 57								
8	A	Iowa	73 86	53	A	Indiana	76 56								
85	H	Nebraska	89 63	78	A	Ohio St.	70 57								
26	A	Rutgers	62 48	127	H	Penn St.	79 67								
111	H	Northwestern	72 57	40	A	Michigan St.	60 77								

Non-Div I Games:

Maryland

Loss, Non-Conf, S Site, H Home A Away N Neutral

Massachusetts

Through Games Of Feb. 27, 2019

Average RPI Win:	229	WON-LOST	WINNING	LAST 10	STRENGTH OF	OPP. STRENGTH	TEAM	ADJ.	CONF.	ADJ CONF.
Average RPI Loss:	185	RECORD	PCT. RANK	GAMES	SCHEDULE	OF SCHEDULE	RPI	RPI	RPI	RPI
DIV. I ONLY	14- 15	184	1- 0	257	243	226	226	17	17	
DIV. I NON-CONF.	8- 6	138	0- 0	253	326	197	197	16	16	
TOTALS	RPI 1-25	RPI 26-50	W-L RECORDS	RPI 51-100	RPI 101-150	RPI 150+				
14- 15	0- 0	0- 0	OVERALL	0- 1	2- 5	12- 9				
9- 6	0- 0	0- 0	HOME	0- 0	1- 0	8- 6				
4- 8	0- 0	0- 0	AWAY	0- 0	1- 5	3- 3				
1- 1	0- 0	0- 0	NEUTRAL	0- 1	0- 0	1- 0				
8- 6	0- 0	0- 0	NON-CONFERENCE	0- 1	1- 2	7- 3				
5- 2	0- 0	0- 0	HOME	0- 0	0- 0	5- 2				
2- 3	0- 0	0- 0	AWAY	0- 0	1- 2	1- 1				
1- 1	0- 0	0- 0	NEUTRAL	0- 1	0- 0	1- 0				
6- 9	0- 0	0- 0	CONFERENCE	0- 0	1- 3	5- 6				
4- 4	0- 0	0- 0	HOME	0- 0	1- 0	3- 4				
2- 5	0- 0	0- 0	AWAY	0- 0	0- 3	2- 2				
0- 0	0- 0	0- 0	NEUTRAL	0- 0	0- 0	0- 0				

RPI 1-25			RPI 26-50			RPI 51-100			RPI 101+			Team's RPI: 226
RPI	S	Opponent	Score	RPI	S	Opponent	Score	RPI	S	Opponent	Score	
						51 N	Bucknell	58	77	107 A	VCU	48 52
										108 A	Towson	53 78
										109 A	Fordham	64 76
										115 A	Northeastern	52 53
										121 A	Dayton	47 75
										134 A	Marist	70 55
										137 H	Duquesne	69 66
										157 A	Davidson	70 58
										157 H	Davidson	49 64
										158 H	Boston U.	66 55
										179 H	Saint Louis	70 66
										195 H	George Washington	59 66
										196 H	George Mason	52 70
										214 H	Sacred Heart	78 61
										225 H	UTRGV	74 70
										237 A	Saint Joseph's	54 55
										248 H	Rhode Island	56 34
										255 H	North Dakota	52 59
										260 H	St. Bonaventure	63 64
										271 A	Siena	59 64
										272 A	Brown	90 61
										276 A	Richmond	58 62
										276 H	Richmond	64 38
										287 A	La Salle	74 60
										293 N	Fairfield	59 49
										303 H	Incarnate Word	71 59
LAST 12 Division I GAMES:												
276	H	Richmond	64	38	137	H	Duquesne	69	66			
109	A	Fordham	64	76	276	A	Richmond	58	62			
195	H	George Washington	59	66	107	A	VCU	48	52			
157	H	Davidson	49	64	260	H	St. Bonaventure	63	64			
237	A	Saint Joseph's	54	55	157	A	Davidson	70	58			
248	H	Rhode Island	56	34	196	H	George Mason	52	70			

Non-Div I Games:

Massachusetts

■ Loss,
 ■ Non-Conf,
 ■ S Site,
 ■ H Home
 ■ A Away
 N Neutral

RPI	S	Opponent	Score	
318	H	Central Conn. St.	74	59
321	H	UMass Lowell	59	62

Massachusetts

M
a
s
s
a
c
h
u
s
e
t
t
s

M
a
s
s
a
c
h
u
s
e
t
t
s

Average RPI Win:	280	WON-LOST	WINNING	LAST 10	STRENGTH OF	OPP. STRENGTH	TEAM	ADJ.	CONF.	ADJ CONF.
Average RPI Loss:	192	RECORD	PCT. RANK	GAMES	SCHEDULE	OF SCHEDULE	RPI	RPI	RPI	RPI
DIV. I ONLY	4- 19	324	0- 1	244	301	323	323	25	25	
DIV. I NON-CONF.	0- 8	336	0- 0	87	210	312	312	23	23	
TOTALS	RPI 1-25	RPI 26-50	W-L RECORDS	RPI 51-100	RPI 101-150	RPI 150+				
4- 19	0- 0	0- 2	OVERALL	0- 3	0- 1	4- 13				
2- 9	0- 0	0- 0	HOME	0- 2	0- 0	2- 7				
2- 10	0- 0	0- 2	AWAY	0- 1	0- 1	2- 6				
0- 0	0- 0	0- 0	NEUTRAL	0- 0	0- 0	0- 0				
0- 8	0- 0	0- 2	NON-CONFERENCE	0- 1	0- 1	0- 4				
0- 2	0- 0	0- 0	HOME	0- 0	0- 0	0- 2				
0- 6	0- 0	0- 2	AWAY	0- 1	0- 1	0- 2				
0- 0	0- 0	0- 0	NEUTRAL	0- 0	0- 0	0- 0				
4- 11	0- 0	0- 0	CONFERENCE	0- 2	0- 0	4- 9				
2- 7	0- 0	0- 0	HOME	0- 2	0- 0	2- 5				
2- 4	0- 0	0- 0	AWAY	0- 0	0- 0	2- 4				
0- 0	0- 0	0- 0	NEUTRAL	0- 0	0- 0	0- 0				

RPI S	Opponent	Score	RPI S	Opponent	Score	RPI S	Opponent	Score	RPI S	Opponent	Score	Team's RPI: 323
27	A Texas	40 96	65	H Lamar University	62 64	102	A UAB	48 91				
34	A Rice	65 93	66	A LSU	36 86	159	A Abilene Christian	52 109				
			79	H SFA	48 97	172	A Nicholls St.	69 68				
						172	H Nicholls St.	55 78				
						174	H Louisiana Tech	48 89				
						185	H Sam Houston St.	80 93				
						203	A Grambling	51 75				
						261	H Louisiana	59 70				
						270	A Central Ark.	45 76				
						291	A New Orleans	76 88				
						291	H New Orleans	60 64				
						303	H Incarnate Word	66 68				
						306	A Southeastern La.	75 70				
						306	H Southeastern La.	62 56				
						315	A La.-Monroe	60 69				
						328	A Northwestern St.	63 82				
						328	H Northwestern St.	73 89				
						337	H Houston Baptist	81 71				
LAST 12 Division I GAMES:												
172	H Nicholls St.	55 78	185	H Sam Houston St.	80 93							
291	H New Orleans	60 64	65	H Lamar University	62 64							
270	A Central Ark.	45 76	337	H Houston Baptist	81 71							
306	A Southeastern La.	75 70	306	H Southeastern La.	62 56							
79	H SFA	48 97	172	A Nicholls St.	69 68							
328	H Northwestern St.	73 89	291	A New Orleans	76 88							

Non-Div I Games: LSU-Alexandria 60 68 Southern-N.O. 106 54 Louisiana Col. 86 68

McNeese

Average RPI Win: 219	WON-LOST	WINNING	LAST 10	STRENGTH OF	OPP. STRENGTH	TEAM	ADJ.	CONF.	ADJ CONF.
Average RPI Loss: 137	RECORD	PCT. RANK	GAMES	SCHEDULE	OF SCHEDULE	RPI	RPI	RPI	RPI
DIV. I ONLY	10- 17	248	0- 1	115	170	209	209	9	9
DIV. I NON-CONF.	5- 8	224	0- 0	199	300	272	272	8	8
TOTALS	RPI 1-25	RPI 26-50	W-L RECORDS	RPI 51-100	RPI 101-150	RPI 150+			
10- 17	0- 2	0- 0	OVERALL	0- 4	2- 3	8- 8			
6- 9	0- 1	0- 0	HOME	0- 3	1- 1	5- 4			
3- 8	0- 1	0- 0	AWAY	0- 1	1- 2	2- 4			
1- 0	0- 0	0- 0	NEUTRAL	0- 0	0- 0	1- 0			
5- 8	0- 0	0- 0	NON-CONFERENCE	0- 2	0- 1	5- 5			
4- 4	0- 0	0- 0	HOME	0- 2	0- 0	4- 2			
0- 4	0- 0	0- 0	AWAY	0- 0	0- 1	0- 3			
1- 0	0- 0	0- 0	NEUTRAL	0- 0	0- 0	1- 0			
5- 9	0- 2	0- 0	CONFERENCE	0- 2	2- 2	3- 3			
2- 5	0- 1	0- 0	HOME	0- 1	1- 1	1- 2			
3- 4	0- 1	0- 0	AWAY	0- 1	1- 1	2- 1			
0- 0	0- 0	0- 0	NEUTRAL	0- 0	0- 0	0- 0			

RPI	S	Opponent	Score	RPI	S	Opponent	Score	RPI	S	Opponent	Score	RPI	S	Opponent	Score	Team's RPI: 209
6	A	UConn	45 102					67	H	Little Rock	60 63	102	A	UAB	54 85	
16	H	UCF	55 68					84	A	Cincinnati	56 80	103	H	Houston	57 59	
								84	H	Cincinnati	69 89	123	A	South Fla.	47 40	
								86	H	Toledo	48 58	150	A	Tulsa	39 46	
												150	H	Tulsa	59 56	
												153	N	Mercer	59 53	
												163	A	Coastal Caro.	71 90	
												165	A	Tulane	65 59	
												165	H	Tulane	61 62	
												174	H	Louisiana Tech	50 66	
												175	A	Arkansas St.	66 77	
												195	A	George Washington	38 51	
												220	A	East Carolina	59 68	
												220	H	East Carolina	58 46	
												230	H	Southeast Mo. St.	69 57	
												246	A	Wichita St.	71 50	
												246	H	Wichita St.	48 57	
												278	H	Jackson St.	68 67	
												286	H	Samford	53 48	
												291	H	New Orleans	59 66	
												340	H	N.C. Central	77 56	
LAST 12 Division I GAMES:																
103	H	Houston	57 59	150	H	Tulsa	59 56									
6	A	UConn	45 102	165	H	Tulane	61 62									
165	A	Tulane	65 59	84	A	Cincinnati	56 80									
84	H	Cincinnati	69 89	123	A	South Fla.	47 40									
220	A	East Carolina	59 68	220	H	East Carolina	58 46									
246	H	Wichita St.	48 57	246	A	Wichita St.	71 50									

Non-Div I Games:

Memphis

■ Loss,
 ■ Non-Conf,
 ■ S Site,
 ■ H Home
 ■ A Away
 N Neutral

Average RPI Win: 246	WON-LOST	WINNING	LAST 10	STRENGTH OF	OPP. STRENGTH	TEAM	ADJ.	CONF.	ADJ CONF.
Average RPI Loss: 133	RECORD	PCT. RANK	GAMES	SCHEDULE	OF SCHEDULE	RPI	RPI	RPI	RPI
DIV. I ONLY	20- 7	50	1- 0	334	136	153	153	28	28
DIV. I NON-CONF.	8- 7	160	0- 0	265	65	193	193	24	24
TOTALS	RPI 1-25	RPI 26-50	W-L RECORDS	RPI 51-100	RPI 101-150	RPI 150+			
20- 7	0- 2	0- 0	OVERALL	0- 1	1- 1	19- 3			
9- 3	0- 2	0- 0	HOME	0- 0	1- 0	8- 1			
10- 3	0- 0	0- 0	AWAY	0- 1	0- 1	10- 1			
1- 1	0- 0	0- 0	NEUTRAL	0- 0	0- 0	1- 1			
8- 7	0- 2	0- 0	NON-CONFERENCE	0- 1	1- 1	7- 3			
4- 3	0- 2	0- 0	HOME	0- 0	1- 0	3- 1			
3- 3	0- 0	0- 0	AWAY	0- 1	0- 1	3- 1			
1- 1	0- 0	0- 0	NEUTRAL	0- 0	0- 0	1- 1			
12- 0	0- 0	0- 0	CONFERENCE	0- 0	0- 0	12- 0			
5- 0	0- 0	0- 0	HOME	0- 0	0- 0	5- 0			
7- 0	0- 0	0- 0	AWAY	0- 0	0- 0	7- 0			
0- 0	0- 0	0- 0	NEUTRAL	0- 0	0- 0	0- 0			

RPI 1-25			RPI 26-50			RPI 51-100			RPI 101+ Team's RPI: 153		
RPI	S	Opponent	Score	RPI	S	Opponent	Score	RPI	S	Opponent	Score
16	H	UCF	42 76					98	A	Georgia	60 67
21	H	Florida St.	56 57					118	H	Charlotte	57 40
								128	A	Wake Forest	54 69
								162	A	Chattanooga	62 56
								162	H	Chattanooga	65 58
								188	H	UNC Asheville	61 47
								195	A	George Washington	61 53
								209	N	Memphis	53 59
								216	A	Furman	75 60
								218	H	Florida	92 82
								220	A	Howard	85 70
								223	N	Bowling Green	76 63
								228	A	Jacksonville	66 71
								234	H	Columbia	68 72
								256	A	ETSU	83 77
								256	H	ETSU	64 41
								262	A	Wofford	81 79
								283	A	Ga. Southern	79 72
								286	A	Samford	68 52
								286	H	Samford	76 68
								297	H	Kennesaw St.	64 48
								305	A	UNC Greensboro	71 58
								305	H	UNC Greensboro	85 73
								338	A	Western Caro.	69 67
								338	H	Western Caro.	71 55
LAST 12 Division I GAMES:											
162	A	Chattanooga	62 56	262	A	Wofford	81 79				
256	A	ETSU	83 77	256	H	ETSU	64 41				
338	H	Western Caro.	71 55	162	H	Chattanooga	65 58				
305	H	UNC Greensboro	85 73	305	A	UNC Greensboro	71 58				
286	A	Samford	68 52	338	A	Western Caro.	69 67				
216	A	Furman	75 60	286	H	Samford	76 68				

Non-Div I Games:

Mercer

■ Loss,
 ■ Non-Conf, S Site,
 ■ Home
 ■ Away
 N Neutral

Average RPI Win: 121		WON-LOST	WINNING	LAST 10	STRENGTH OF	OPP. STRENGTH	TEAM	ADJ.	CONF.	ADJ CONF.
Average RPI Loss: 39		RECORD	PCT. RANK	GAMES	SCHEDULE	OF SCHEDULE	RPI	RPI	RPI	RPI
DIV. I ONLY		23- 6	29	2- 1	50	7	18	18	1	1
DIV. I NON-CONF.		12- 3	52	2- 1	148	46	52	52	1	1
TOTALS		RPI 1-25	RPI 26-50		W-L RECORDS		RPI 51-100	RPI 101-150	RPI 150+	
23- 6	5- 3	1- 1		OVERALL		5- 2	5- 0	7- 0		
15- 2	3- 1	1- 1		HOME		4- 0	2- 0	5- 0		
6- 4	2- 2	0- 0		AWAY		1- 2	2- 0	1- 0		
2- 0	0- 0	0- 0		NEUTRAL		0- 0	1- 0	1- 0		
12- 3	1- 2	0- 0		NON-CONFERENCE		2- 1	2- 0	7- 0		
9- 1	1- 1	0- 0		HOME		2- 0	1- 0	5- 0		
1- 2	0- 1	0- 0		AWAY		0- 1	0- 0	1- 0		
2- 0	0- 0	0- 0		NEUTRAL		0- 0	1- 0	1- 0		
11- 3	4- 1	1- 1		CONFERENCE		3- 1	3- 0	0- 0		
6- 1	2- 0	1- 1		HOME		2- 0	1- 0	0- 0		
5- 2	2- 1	0- 0		AWAY		1- 1	2- 0	0- 0		
0- 0	0- 0	0- 0		NEUTRAL		0- 0	0- 0	0- 0		

RPI S	Opponent	Score	RPI S	Opponent	Score	RPI S	Opponent	Score	RPI S	Opponent	Score
1	H Notre Dame	72 65	31	H North Carolina	76 68	58	A Virginia Tech	65 73	113	H Hartford	75 62
3	A Louisville	79 73	42	H Clemson	67 76	58	H Virginia Tech	68 61	117	H Boston College	76 73
10	H Marquette	63 55				77	A Purdue	63 74	125	A Pittsburgh	65 51
11	A Iowa St.	52 75				79	H SFA	81 60	128	A Wake Forest	72 57
12	A Syracuse	84 71				83	A Duke	58 50	145	N Alabama	101 74
21	A Florida St.	58 62				85	H Nebraska	82 68	164	H Colorado	73 58
21	H Florida St.	64 54				95	H Virginia	72 59	170	H Temple	73 61
24	H Central Mich.	80 90							191	H UMES	71 53
LAST 12 Division I GAMES:											
113	H Hartford	75 62	125	A Pittsburgh	65 51						
10	H Marquette	63 55	1	H Notre Dame	72 65						
11	A Iowa St.	52 75	95	H Virginia	72 59						
21	H Florida St.	64 54	21	A Florida St.	58 62						
58	A Virginia Tech	65 73	117	H Boston College	76 73						
3	A Louisville	79 73	12	A Syracuse	84 71						

Non-Div I Games:

Miami (FL)

■ Loss,
 ■ Non-Conf, S Site,
 ■ Home
 ■ Away
 N Neutral

Average RPI Win:	184	WON-LOST	WINNING	LAST 10	STRENGTH OF	OPP. STRENGTH	TEAM	ADJ.	CONF.	ADJ CONF.
Average RPI Loss:	112	RECORD	PCT. RANK	GAMES	SCHEDULE	OF SCHEDULE	RPI	RPI	RPI	RPI
DIV. I ONLY	20- 5	26	0- 1	167	120	48	48	7	7	
DIV. I NON-CONF.	8- 2	52	0- 0	324	285	121	121	9	9	
TOTALS	RPI 1-25	RPI 26-50	W-L RECORDS	RPI 51-100	RPI 101-150	RPI 150+				
20- 5	1- 1	1- 1	OVERALL	5- 2	2- 0	11- 1				
9- 1	0- 0	0- 1	HOME	4- 0	1- 0	4- 0				
11- 4	1- 1	1- 0	AWAY	1- 2	1- 0	7- 1				
0- 0	0- 0	0- 0	NEUTRAL	0- 0	0- 0	0- 0				
8- 2	0- 1	0- 0	NON-CONFERENCE	1- 0	1- 0	6- 1				
3- 0	0- 0	0- 0	HOME	1- 0	1- 0	1- 0				
5- 2	0- 1	0- 0	AWAY	0- 0	0- 0	5- 1				
0- 0	0- 0	0- 0	NEUTRAL	0- 0	0- 0	0- 0				
12- 3	1- 0	1- 1	CONFERENCE	4- 2	1- 0	5- 0				
6- 1	0- 0	0- 1	HOME	3- 0	0- 0	3- 0				
6- 2	1- 0	1- 0	AWAY	1- 2	1- 0	2- 0				
0- 0	0- 0	0- 0	NEUTRAL	0- 0	0- 0	0- 0				

RPI 1-25				RPI 26-50				Team's RPI: 48	RPI 51-100				RPI 101+			
RPI	S	Opponent	Score	RPI	S	Opponent	Score		RPI	S	Opponent	Score	RPI	S	Opponent	Score
3	A	Louisville	73 95	37	H	Buffalo	59 66		74	A	Kent St.	58 67	124	H	High Point	68 55
24	A	Central Mich.	70 67	39	A	Ohio	67 61		74	H	Kent St.	79 63	140	A	Akron	67 61
									84	H	Cincinnati	78 65	202	A	Jacksonville St.	58 41
									86	A	Toledo	65 56	205	H	Eastern Mich.	63 58
									86	H	Toledo	65 64	210	H	Ball St.	60 57
									99	A	Northern Ill.	71 82	223	A	Bowling Green	82 75
									99	H	Northern Ill.	70 45	223	H	Bowling Green	75 62
													268	A	Western Mich.	81 62
													279	A	Canisius	62 59
													314	A	Valparaiso	68 47
													327	H	Eastern Ky.	60 44
													333	A	Detroit Mercy	78 59
													339	A	UIC	65 56
													347	A	Florida A&M	56 57
LAST 12 Division I GAMES:																
74	A	Kent St.	58 67	205	H	Eastern Mich.	63 58									
223	H	Bowling Green	75 62	268	A	Western Mich.	81 62									
86	A	Toledo	65 56	39	A	Ohio	67 61									
140	A	Akron	67 61	74	H	Kent St.	79 63									
99	H	Northern Ill.	70 45	210	H	Ball St.	60 57									
223	A	Bowling Green	82 75	24	A	Central Mich.	70 67									

Non-Div I Games: Ohio Dominican 74 29

Miami (OH)

■ Loss,
 ■ Non-Conf, S Site,
 ■ Home
 ■ Away
 N Neutral

Michigan

Through Games Of Feb. 27, 2019

Average RPI Win:	166	WON-LOST	WINNING	LAST 10	STRENGTH OF	OPP. STRENGTH	TEAM	ADJ.	CONF.	ADJ CONF.
Average RPI Loss:	36	RECORD	PCT. RANK	GAMES	SCHEDULE	OF SCHEDULE	RPI	RPI	RPI	RPI
DIV. I ONLY	19- 10	87	1- 1	71	54	45	45	5	5	
DIV. I NON-CONF.	9- 3	61	1- 1	230	126	86	86	6	6	
TOTALS	RPI 1-25	RPI 26-50	W-L RECORDS	RPI 51-100	RPI 101-150	RPI 150+				
19- 10	1- 4	2- 3	OVERALL	3- 3	3- 0	10- 0				
12- 1	1- 0	1- 1	HOME	3- 0	2- 0	5- 0				
5- 8	0- 4	0- 1	AWAY	0- 3	1- 0	4- 0				
2- 1	0- 0	1- 1	NEUTRAL	0- 0	0- 0	1- 0				
9- 3	0- 2	1- 1	NON-CONFERENCE	0- 0	0- 0	8- 0				
5- 0	0- 0	0- 0	HOME	0- 0	0- 0	5- 0				
2- 2	0- 2	0- 0	AWAY	0- 0	0- 0	2- 0				
2- 1	0- 0	1- 1	NEUTRAL	0- 0	0- 0	1- 0				
10- 7	1- 2	1- 2	CONFERENCE	3- 3	3- 0	2- 0				
7- 1	1- 0	1- 1	HOME	3- 0	2- 0	0- 0				
3- 6	0- 2	0- 1	AWAY	0- 3	1- 0	2- 0				
0- 0	0- 0	0- 0	NEUTRAL	0- 0	0- 0	0- 0				

RPI 1-25				RPI 26-50				Team's RPI: 45	RPI 51-100				RPI 101+			
RPI	S	Opponent	Score	RPI	S	Opponent	Score		RPI	S	Opponent	Score	RPI	S	Opponent	Score
7	A	NC State	55 66	26	H	Rutgers	86 76		53	A	Indiana	60 70	106	H	Minnesota	76 60
8	A	Iowa	61 75	27	N	Texas	52 69		53	H	Indiana	67 58	111	H	Northwestern	79 78
8	H	Iowa	90 81	30	N	Missouri	70 54		77	A	Purdue	70 71	127	A	Penn St.	66 62
10	A	Marquette	74 85	40	A	Michigan St.	64 74		78	H	Ohio St.	62 58	155	N	Washington	80 73
13	A	Maryland	69 83	40	H	Michigan St.	73 77		85	A	Nebraska	56 70	173	H	Southern U.	76 35
									85	H	Nebraska	67 61	183	A	Wisconsin	76 70
													212	A	Illinois	70 56
													238	H	Mt. St. Mary's	88 40
													268	A	Western Mich.	79 42
													308	H	Morgan St.	70 47
													309	A	Oakland	85 59
													333	H	Detroit Mercy	95 62
													346	H	LIU Brooklyn	83 38
LAST 12 Division I GAMES:																
155	N	Washington	80 73	127	A	Penn St.	66 62		85	H	Nebraska	67 61				
27	N	Texas	52 69	183	A	Wisconsin	76 70		8	H	Iowa	90 81				
40	A	Michigan St.	64 74	40	H	Michigan St.	73 77		53	A	Indiana	60 70				
26	H	Rutgers	86 76													
212	A	Illinois	70 56													
53	H	Indiana	67 58													

Non-Div I Games:

Michigan

■ Loss,
 ■ Non-Conf,
 ■ S Site,
 ■ H Home
 ■ A Away
 N Neutral

Michigan St.

Through Games Of Feb. 27, 2019

Average RPI Win:	136	WON-LOST	WINNING	LAST 10	STRENGTH OF	OPP. STRENGTH	TEAM	ADJ.	CONF.	ADJ CONF.
Average RPI Loss:	70	RECORD	PCT. RANK	GAMES	SCHEDULE	OF SCHEDULE	RPI	RPI	RPI	RPI
DIV. I ONLY	19- 9	81	1- 0	56	32	40	40	5	5	
DIV. I NON-CONF.	10- 1	17	0- 0	179	43	34	34	6	6	
TOTALS	RPI 1-25	RPI 26-50	W-L RECORDS	RPI 51-100	RPI 101-150	RPI 150+				
19- 9	3- 2	2- 1	OVERALL	4- 4	3- 1	7- 1				
15- 1	3- 0	1- 0	HOME	4- 1	2- 0	5- 0				
3- 7	0- 1	1- 1	AWAY	0- 3	1- 1	1- 1				
1- 1	0- 1	0- 0	NEUTRAL	0- 0	0- 0	1- 0				
10- 1	1- 1	0- 0	NON-CONFERENCE	2- 0	1- 0	6- 0				
7- 0	1- 0	0- 0	HOME	2- 0	0- 0	4- 0				
2- 0	0- 0	0- 0	AWAY	0- 0	1- 0	1- 0				
1- 1	0- 1	0- 0	NEUTRAL	0- 0	0- 0	1- 0				
9- 8	2- 1	2- 1	CONFERENCE	2- 4	2- 1	1- 1				
8- 1	2- 0	1- 0	HOME	2- 1	2- 0	1- 0				
1- 7	0- 1	1- 1	AWAY	0- 3	0- 1	0- 1				
0- 0	0- 0	0- 0	NEUTRAL	0- 0	0- 0	0- 0				

RPI 1-25				RPI 26-50				Team's RPI: 40	RPI 51-100				RPI 101+			
RPI	S	Opponent	Score	RPI	S	Opponent	Score		RPI	S	Opponent	Score	RPI	S	Opponent	Score
5	H	Oregon	88 82	26	A	Rutgers	62 76		53	A	Indiana	64 68	106	H	Minnesota	86 68
7	N	NC State	74 78	45	A	Michigan	77 73		53	H	Indiana	77 61	111	A	Northwestern	62 70
8	A	Iowa	71 86	45	H	Michigan	74 64		62	H	Wright St.	84 68	113	A	Hartford	74 66
8	H	Iowa	84 70						77	H	Purdue	74 66	127	H	Penn St.	57 48
13	H	Maryland	77 60						78	A	Ohio St.	55 65	183	A	Wisconsin	62 79
									78	H	Ohio St.	70 77	212	H	Illinois	77 60
									85	A	Nebraska	71 82	223	H	Bowling Green	99 69
									95	H	Virginia	91 66	241	H	Texas Southern	91 45
													256	H	ETSU	75 53
													297	N	Kennesaw St.	75 51
													304	H	Fla. Atlantic	89 74
													309	A	Oakland	102 58
LAST 12 Division I GAMES:																
45	H	Michigan	74 64	77	H	Purdue	74 66									
78	H	Ohio St.	70 77	127	H	Penn St.	57 48									
85	A	Nebraska	71 82	45	A	Michigan	77 73									
183	A	Wisconsin	62 79	212	H	Illinois	77 60									
53	H	Indiana	77 61	26	A	Rutgers	62 76									
8	A	Iowa	71 86	13	H	Maryland	77 60									

Non-Div I Games:

Michigan St.

■ Loss,
■ Non-Conf,
■ S Site,
■ H Home
■ A Away
N Neutral

Average RPI Win:	199	WON-LOST	WINNING	LAST 10	STRENGTH OF	OPP. STRENGTH	TEAM	ADJ.	CONF.	ADJ CONF.
Average RPI Loss:	95	RECORD	PCT. RANK	GAMES	SCHEDULE	OF SCHEDULE	RPI	RPI	RPI	RPI
DIV. I ONLY	19- 8	63	0- 1	87	184	59	59	14	14	
DIV. I NON-CONF.	9- 4	85	0- 1	70	225	48	48	17	17	
TOTALS	RPI 1-25	RPI 26-50	W-L RECORDS	RPI 51-100	RPI 101-150	RPI 150+				
19- 8	0- 1	0- 1	OVERALL	1- 2	4- 2	14- 2				
9- 3	0- 0	0- 1	HOME	0- 1	3- 0	6- 1				
8- 5	0- 1	0- 0	AWAY	1- 1	1- 2	6- 1				
2- 0	0- 0	0- 0	NEUTRAL	0- 0	0- 0	2- 0				
9- 4	0- 1	0- 0	NON-CONFERENCE	1- 1	1- 1	7- 1				
4- 1	0- 0	0- 0	HOME	0- 1	1- 0	3- 0				
3- 3	0- 1	0- 0	AWAY	1- 0	0- 1	2- 1				
2- 0	0- 0	0- 0	NEUTRAL	0- 0	0- 0	2- 0				
10- 4	0- 0	0- 1	CONFERENCE	0- 1	3- 1	7- 1				
5- 2	0- 0	0- 1	HOME	0- 0	2- 0	3- 1				
5- 2	0- 0	0- 0	AWAY	0- 1	1- 1	4- 0				
0- 0	0- 0	0- 0	NEUTRAL	0- 0	0- 0	0- 0				

RPI 1-25				RPI 26-50				RPI 51-100				Team's RPI: 59	RPI 101+			
RPI	S	Opponent	Score	RPI	S	Opponent	Score	RPI	S	Opponent	Score		RPI	S	Opponent	Score
15	A	Kentucky	55 72	34	H	Rice	47 60	57	H	Belmont	38 45		102	A	UAB	72 77
								88	A	Old Dominion	65 70		102	H	UAB	60 44
								97	A	Troy	67 64		109	A	Fordham	49 61
													118	A	Charlotte	62 55
													120	H	Western Ky.	81 69
													135	H	Georgia St.	69 54
													154	A	Tennessee Tech	64 68
													162	N	Chattanooga	58 47
													174	H	Louisiana Tech	75 38
													176	H	North Texas	61 46
													182	H	Southern Miss.	66 49
													188	H	UNC Asheville	67 46
													193	H	Vanderbilt	65 58
													198	N	Dartmouth	70 58
													200	A	UNLV	66 62
													201	H	Marshall	53 59
													216	A	Furman	78 71
													277	A	UTEP	79 49
													304	A	Fla. Atlantic	74 55
													307	A	UTSA	72 52
													313	A	FIU	49 43
													326	H	Mississippi Val.	101 51
LAST 12 Division I GAMES:																
109	A	Fordham	49 61	118	A	Charlotte	62 55									
200	A	UNLV	66 62	102	H	UAB	60 44									
102	A	UAB	72 77	176	H	North Texas	61 46									
201	H	Marshall	53 59	34	H	Rice	47 60									
120	H	Western Ky.	81 69	277	A	UTEP	79 49									
88	A	Old Dominion	65 70	307	A	UTSA	72 52									

Non-Div I Games:

Middle Tenn.

■ Loss,
 ■ Non-Conf, S Site,
 ■ Home
 ■ Away
 N Neutral

Average RPI Win:	275	WON-LOST	WINNING	LAST 10	STRENGTH OF	OPP. STRENGTH	TEAM	ADJ.	CONF.	ADJ CONF.
Average RPI Loss:	92	RECORD	PCT. RANK	GAMES	SCHEDULE	OF SCHEDULE	RPI	RPI	RPI	RPI
DIV. I ONLY	14- 13	168	1- 0	246	164	194	194	21	21	
DIV. I NON-CONF.	5- 6	177	0- 0	172	82	180	180	18	18	
TOTALS	RPI 1-25	RPI 26-50	W-L RECORDS	RPI 51-100	RPI 101-150	RPI 150+				
14- 13	0- 2	0- 0	OVERALL	0- 7	2- 2	12- 2				
8- 6	0- 2	0- 0	HOME	0- 2	1- 1	7- 1				
5- 7	0- 0	0- 0	AWAY	0- 5	0- 1	5- 1				
1- 0	0- 0	0- 0	NEUTRAL	0- 0	1- 0	0- 0				
5- 6	0- 2	0- 0	NON-CONFERENCE	0- 3	1- 0	4- 1				
2- 3	0- 2	0- 0	HOME	0- 0	0- 0	2- 1				
2- 3	0- 0	0- 0	AWAY	0- 3	0- 0	2- 0				
1- 0	0- 0	0- 0	NEUTRAL	0- 0	1- 0	0- 0				
9- 7	0- 0	0- 0	CONFERENCE	0- 4	1- 2	8- 1				
6- 3	0- 0	0- 0	HOME	0- 2	1- 1	5- 0				
3- 4	0- 0	0- 0	AWAY	0- 2	0- 1	3- 1				
0- 0	0- 0	0- 0	NEUTRAL	0- 0	0- 0	0- 0				

RPI S	Opponent	Score	RPI S	Opponent	Score	RPI S	Opponent	Score	RPI S	Opponent	Score	Team's RPI: 194
10	H Marquette	74 83				53	A Indiana	66 68	119	A Youngstown St.	47 67	
21	H Florida St.	62 87				55	A Saint Mary's (CA)	71 73	119	H Youngstown St.	71 68	
						62	A Wright St.	57 61	133	H IUPUI	66 67	
						62	H Wright St.	69 73	146	N UC Riverside	56 54	
						76	A Green Bay	45 59	183	H Wisconsin	57 68	
						76	H Green Bay	62 76	234	H Columbia	78 65	
						96	A Fresno St.	48 65	253	A Northern Ky.	54 55	
									253	H Northern Ky.	59 38	
									255	A North Dakota	64 46	
									284	A Cleveland St.	78 60	
									284	H Cleveland St.	59 53	
									309	A Oakland	79 52	
									309	H Oakland	83 53	
									317	A North Dakota St.	57 55	
									333	A Detroit Mercy	62 44	
									333	H Detroit Mercy	59 34	
									334	H Purdue Fort Wayne	70 48	
									339	H UIC	72 53	
LAST 12 Division I GAMES:												
309	H Oakland	83 53	76	A Green Bay	45 59							
333	H Detroit Mercy	59 34	339	H UIC	72 53							
119	A Youngstown St.	47 67	133	H IUPUI	66 67							
284	A Cleveland St.	78 60	333	A Detroit Mercy	62 44							
253	H Northern Ky.	59 38	309	A Oakland	79 52							
62	H Wright St.	69 73	284	H Cleveland St.	59 53							

Non-Div I Games:

Milwaukee

■ Loss,
■ Non-Conf,
■ S Site,
■ H Home
■ A Away
N Neutral

Average RPI Win:	184	WON-LOST	WINNING	LAST 10	STRENGTH OF	OPP. STRENGTH	TEAM	ADJ.	CONF.	ADJ CONF.
Average RPI Loss:	70	RECORD	PCT. RANK	GAMES	SCHEDULE	OF SCHEDULE	RPI	RPI	RPI	RPI
DIV. I ONLY	19- 8	63	0- 1	192	65	106	106	5	5	
DIV. I NON-CONF.	11- 0	1	0- 0	346	141	105	105	6	6	
TOTALS	RPI 1-25	RPI 26-50	W-L RECORDS	RPI 51-100	RPI 101-150	RPI 150+				
19- 8	1- 2	1- 2	OVERALL	2- 3	4- 0	11- 1				
13- 4	1- 1	1- 0	HOME	0- 2	2- 0	9- 1				
6- 4	0- 1	0- 2	AWAY	2- 1	2- 0	2- 0				
0- 0	0- 0	0- 0	NEUTRAL	0- 0	0- 0	0- 0				
11- 0	1- 0	0- 0	NON-CONFERENCE	0- 0	1- 0	9- 0				
9- 0	1- 0	0- 0	HOME	0- 0	0- 0	8- 0				
2- 0	0- 0	0- 0	AWAY	0- 0	1- 0	1- 0				
0- 0	0- 0	0- 0	NEUTRAL	0- 0	0- 0	0- 0				
8- 8	0- 2	1- 2	CONFERENCE	2- 3	3- 0	2- 1				
4- 4	0- 1	1- 0	HOME	0- 2	2- 0	1- 1				
4- 4	0- 1	0- 2	AWAY	2- 1	1- 0	1- 0				
0- 0	0- 0	0- 0	NEUTRAL	0- 0	0- 0	0- 0				

RPI S	Opponent	Score	RPI S	Opponent	Score	RPI S	Opponent	Score	RPI S	Opponent	Score	Team's RPI: 106
8	H Iowa	63 81	26	H Rutgers	60 46	53	A Indiana	65 61	111	A Northwestern	61 54	
12	H Syracuse	72 68	40	A Michigan St.	68 86	77	A Purdue	65 45	111	H Northwestern	73 64	
13	A Maryland	69 71	45	A Michigan	60 76	77	H Purdue	53 64	117	A Boston College	77 69	
						78	H Ohio St.	55 65	127	H Penn St.	97 67	
						85	A Nebraska	57 63	183	A Wisconsin	78 50	
									183	H Wisconsin	74 56	
									186	A Xavier	78 53	
									212	H Illinois	62 66	
									222	H Cornell	65 45	
									248	H Rhode Island	91 71	
									259	H San Diego	53 48	
									292	H Air Force	67 50	
									303	H Incarnate Word	75 39	
									312	H New Hampshire	70 47	
									330	H Coppin St.	84 52	
									345	H Ark.-Pine Bluff	84 42	
LAST 12 Division I GAMES:												
13	A Maryland	69 71	111	A Northwestern	61 54							
127	H Penn St.	97 67	78	H Ohio St.	55 65							
77	A Purdue	65 45	77	H Purdue	53 64							
111	H Northwestern	73 64	85	A Nebraska	57 63							
53	A Indiana	65 61	183	A Wisconsin	78 50							
26	H Rutgers	60 46	8	H Iowa	63 81							

Non-Div I Games:

Minnesota

■ Loss,
 ■ Non-Conf, S Site,
 ■ Home
 ■ Away
 N Neutral

Mississippi St.

Through Games Of Feb. 27, 2019

Average RPI Win:	131	WON-LOST	WINNING	LAST 10	STRENGTH OF	OPP. STRENGTH	TEAM	ADJ.	CONF.	ADJ CONF.
Average RPI Loss:	18	RECORD	PCT. RANK	GAMES	SCHEDULE	OF SCHEDULE	RPI	RPI	RPI	RPI
DIV. I ONLY	25- 2	3	1- 0	57	36	9	9	4	4	
DIV. I NON-CONF.	12- 1	11	0- 0	83	53	13	13	5	5	
TOTALS	RPI 1-25	RPI 26-50	W-L RECORDS	RPI 51-100	RPI 101-150	RPI 150+				
25- 2	4- 1	3- 1	OVERALL	6- 0	1- 0	11- 0				
13- 1	3- 0	1- 1	HOME	2- 0	0- 0	7- 0				
12- 1	1- 1	2- 0	AWAY	4- 0	1- 0	4- 0				
0- 0	0- 0	0- 0	NEUTRAL	0- 0	0- 0	0- 0				
12- 1	1- 1	1- 0	NON-CONFERENCE	3- 0	0- 0	7- 0				
7- 0	1- 0	0- 0	HOME	1- 0	0- 0	5- 0				
5- 1	0- 1	1- 0	AWAY	2- 0	0- 0	2- 0				
0- 0	0- 0	0- 0	NEUTRAL	0- 0	0- 0	0- 0				
13- 1	3- 0	2- 1	CONFERENCE	3- 0	1- 0	4- 0				
6- 1	2- 0	1- 1	HOME	1- 0	0- 0	2- 0				
7- 0	1- 0	1- 0	AWAY	2- 0	1- 0	2- 0				
0- 0	0- 0	0- 0	NEUTRAL	0- 0	0- 0	0- 0				

RPI	S	Opponent	Score	RPI	S	Opponent	Score	RPI	S	Opponent	Score	RPI	S	Opponent	Score
5	A	Oregon	74 82	27	A	Texas	67 49	65	H	Lamar University	104 53	145	A	Alabama	65 49
10	H	Marquette	87 82	30	H	Missouri	67 75	66	A	LSU	68 35	155	A	Washington	103 56
15	H	Kentucky	86 71	44	H	Tennessee	91 63	67	A	Little Rock	98 63	182	A	Southern Miss.	86 42
17	H	South Carolina	89 74	47	A	Auburn	85 59	87	A	Arkansas	93 69	193	H	Vanderbilt	86 70
22	A	Texas A&M	92 64					95	A	Virginia	72 44	204	A	Ole Miss	80 66
								98	H	Georgia	80 71	204	H	Ole Miss	80 49
												216	H	Furman	106 41
												218	A	Florida	90 42
												230	H	Southeast Mo. St.	88 53
												261	H	Louisiana	104 36
												278	H	Jackson St.	105 38
												330	H	Coppin St.	110 38
LAST 12 Division I GAMES:															
193	H	Vanderbilt	86 70	66	A	LSU	68 35								
204	A	Ole Miss	80 66	204	H	Ole Miss	80 49								
22	A	Texas A&M	92 64	218	A	Florida	90 42								
30	H	Missouri	67 75	17	H	South Carolina	89 74								
44	H	Tennessee	91 63	47	A	Auburn	85 59								
145	A	Alabama	65 49	98	H	Georgia	80 71								

Non-Div I Games:

Mississippi St.

■ Loss,
 ■ Non-Conf, S Site,
 ■ Home
 ■ Away
 N Neutral

Average RPI Win:	267	WON-LOST	WINNING	LAST 10	STRENGTH OF	OPP. STRENGTH	TEAM	ADJ.	CONF.	ADJ CONF.
Average RPI Loss:	210	RECORD	PCT. RANK	GAMES	SCHEDULE	OF SCHEDULE	RPI	RPI	RPI	RPI
DIV. I ONLY	4- 22	330	0- 1	281	338	326	326	29	29	
DIV. I NON-CONF.	1- 10	330	0- 0	97	296	274	274	28	28	
TOTALS	RPI 1-25	RPI 26-50	W-L RECORDS	RPI 51-100	RPI 101-150	RPI 150+				
4- 22	0- 0	0- 1	OVERALL	0- 2	0- 1	4- 18				
1- 6	0- 0	0- 0	HOME	0- 0	0- 0	1- 6				
3- 15	0- 0	0- 1	AWAY	0- 1	0- 1	3- 12				
0- 1	0- 0	0- 0	NEUTRAL	0- 1	0- 0	0- 0				
1- 10	0- 0	0- 1	NON-CONFERENCE	0- 2	0- 1	1- 6				
0- 1	0- 0	0- 0	HOME	0- 0	0- 0	0- 1				
1- 8	0- 0	0- 1	AWAY	0- 1	0- 1	1- 5				
0- 1	0- 0	0- 0	NEUTRAL	0- 1	0- 0	0- 0				
3- 12	0- 0	0- 0	CONFERENCE	0- 0	0- 0	3- 12				
1- 5	0- 0	0- 0	HOME	0- 0	0- 0	1- 5				
2- 7	0- 0	0- 0	AWAY	0- 0	0- 0	2- 7				
0- 0	0- 0	0- 0	NEUTRAL	0- 0	0- 0	0- 0				

RPI S	Opponent	Score	RPI S	Opponent	Score	RPI S	Opponent	Score	RPI S	Opponent	Score	Team's RPI: 326
43	A TCU	47 96	59	A Middle Tenn.	51 101	132	A UT Martin	51 110	172	A Nicholls St.	47 72	
			97	N Troy	54 75	173	A Southern U.	67 74	173	H Southern U.	46 67	
						175	A Arkansas St.	57 60	177	H North Ala.	72 86	
						182	A Southern Miss.	60 67	203	A Grambling	54 52	
						208	A Prairie View	55 91	208	H Prairie View	65 75	
						211	A SMU	47 62	241	A Texas Southern	45 73	
						241	H Texas Southern	50 68	258	A Alabama St.	67 73	
						258	H Alabama St.	64 62	263	A Austin Peay	95 89	
						278	A Jackson St.	56 87	289	A Alabama A&M	70 78	
						289	H Alabama A&M	60 80	315	A La.-Monroe	65 72	
						345	A Ark.-Pine Bluff	62 56	351	A Alcorn	63 73	
						351	H Alcorn	80 81				
LAST 12 Division I GAMES:												
241	A Texas Southern	45 73	203	A Grambling	54 52							
208	A Prairie View	55 91	278	A Jackson St.	56 87							
173	H Southern U.	46 67	241	H Texas Southern	50 68							
351	H Alcorn	80 81	208	H Prairie View	65 75							
258	A Alabama St.	67 73	173	A Southern U.	67 74							
289	A Alabama A&M	70 78	351	A Alcorn	63 73							

Non-Div I Games:

Mississippi Val.

■ Loss,
 ■ Non-Conf,
 ■ S Site,
 ■ Home
 ■ A Away
 N Neutral

Average RPI Win:	128	WON-LOST	WINNING	LAST 10	STRENGTH OF	OPP. STRENGTH	TEAM	ADJ.	CONF.	ADJ CONF.
Average RPI Loss:	62	RECORD	PCT. RANK	GAMES	SCHEDULE	OF SCHEDULE	RPI	RPI	RPI	RPI
DIV. I ONLY	19- 9	81	1- 0	26	62	30	30	4	4	
DIV. I NON-CONF.	11- 3	56	1- 0	60	121	38	38	5	5	
TOTALS	RPI 1-25	RPI 26-50	W-L RECORDS	RPI 51-100	RPI 101-150	RPI 150+				
19- 9	2- 2	3- 4	OVERALL	5- 2	0- 0	9- 1				
11- 3	1- 0	1- 2	HOME	3- 1	0- 0	6- 0				
6- 5	1- 2	1- 1	AWAY	1- 1	0- 0	3- 1				
2- 1	0- 0	1- 1	NEUTRAL	1- 0	0- 0	0- 0				
11- 3	0- 0	1- 2	NON-CONFERENCE	3- 1	0- 0	7- 0				
5- 2	0- 0	0- 1	HOME	1- 1	0- 0	4- 0				
4- 0	0- 0	0- 0	AWAY	1- 0	0- 0	3- 0				
2- 1	0- 0	1- 1	NEUTRAL	1- 0	0- 0	0- 0				
8- 6	2- 2	2- 2	CONFERENCE	2- 1	0- 0	2- 1				
6- 1	1- 0	1- 1	HOME	2- 0	0- 0	2- 0				
2- 5	1- 2	1- 1	AWAY	0- 1	0- 0	0- 1				
0- 0	0- 0	0- 0	NEUTRAL	0- 0	0- 0	0- 0				

RPI 1-25				RPI 26-50				Team's RPI: 30	RPI 51-100				RPI 101+			
RPI	S	Opponent	Score	RPI	S	Opponent	Score		RPI	S	Opponent	Score	RPI	S	Opponent	Score
9	A	Mississippi St.	75 67	33	H	South Dakota	61 74		66	A	LSU	51 61	168	H	Texas St.	69 50
15	A	Kentucky	41 52	44	A	Tennessee	66 64		70	H	Missouri St.	65 61	175	H	Arkansas St.	70 50
17	A	South Carolina	65 79	44	H	Tennessee	60 62		73	A	West Virginia	68 51	179	A	Saint Louis	74 62
22	H	Texas A&M	70 65	45	N	Michigan	54 70		76	H	Green Bay	49 56	193	H	Vanderbilt	69 46
				47	A	Auburn	54 58		83	N	Duke	62 54	204	H	Ole Miss	78 55
				47	H	Auburn	74 65		87	H	Arkansas	71 53	212	A	Illinois	67 45
				49	N	Quinnipiac	65 51		98	H	Georgia	61 35	218	A	Florida	56 58
													235	A	Western Ill.	89 64
													236	H	UMKC	66 59
													239	H	SIUE	59 36
LAST 12 Division I GAMES:																
				83	N	Duke	62 54		22	H	Texas A&M	70 65				
				49	N	Quinnipiac	65 51		66	A	LSU	51 61				
				47	A	Auburn	54 58		47	H	Auburn	74 65				
				44	H	Tennessee	60 62		15	A	Kentucky	41 52				
				9	A	Mississippi St.	75 67		17	A	South Carolina	65 79				
				193	H	Vanderbilt	69 46		98	H	Georgia	61 35				

Non-Div I Games:

Missouri

Average RPI Win:	189	WON-LOST	WINNING	LAST 10	STRENGTH OF	OPP. STRENGTH	TEAM	ADJ.	CONF.	ADJ CONF.
Average RPI Loss:	110	RECORD	PCT. RANK	GAMES	SCHEDULE	OF SCHEDULE	RPI	RPI	RPI	RPI
DIV. I ONLY	17- 8	75	1- 0	93	142	70	70	13	13	
DIV. I NON-CONF.	4- 7	228	0- 0	92	41	175	175	15	15	
TOTALS	RPI 1-25	RPI 26-50	W-L RECORDS	RPI 51-100	RPI 101-150	RPI 150+				
17- 8	1- 1	0- 2	OVERALL	2- 1	0- 0	14- 4				
8- 3	0- 1	0- 1	HOME	1- 0	0- 0	7- 1				
7- 5	1- 0	0- 1	AWAY	1- 1	0- 0	5- 3				
2- 0	0- 0	0- 0	NEUTRAL	0- 0	0- 0	2- 0				
4- 7	0- 1	0- 2	NON-CONFERENCE	1- 1	0- 0	3- 3				
2- 2	0- 1	0- 1	HOME	1- 0	0- 0	1- 0				
0- 5	0- 0	0- 1	AWAY	0- 1	0- 0	0- 3				
2- 0	0- 0	0- 0	NEUTRAL	0- 0	0- 0	2- 0				
13- 1	1- 0	0- 0	CONFERENCE	1- 0	0- 0	11- 1				
6- 1	0- 0	0- 0	HOME	0- 0	0- 0	6- 1				
7- 0	1- 0	0- 0	AWAY	1- 0	0- 0	5- 0				
0- 0	0- 0	0- 0	NEUTRAL	0- 0	0- 0	0- 0				

RPI 1-25				RPI 26-50				RPI 51-100 Team's RPI: 70				RPI 101+			
RPI	S	Opponent	Score	RPI	S	Opponent	Score	RPI	S	Opponent	Score	RPI	S	Opponent	Score
14	H	Gonzaga	67 70	30	A	Missouri	61 65	53	A	Indiana	74 98	151	A	Southern Ill.	70 58
23	A	Drake	85 79	33	H	South Dakota	74 85	67	H	Little Rock	48 44	151	H	Southern Ill.	66 51
								90	A	UNI	63 58	156	A	Bradley	68 56
												156	H	Bradley	82 60
												160	A	Illinois St.	59 47
												160	H	Illinois St.	56 60
												167	A	Santa Clara	73 77
												174	N	Louisiana Tech	82 70
												176	A	North Texas	76 83
												189	H	Indiana St.	71 58
												210	H	Ball St.	74 54
												239	N	SIUE	68 65
												244	A	Loyola Chicago	85 58
												244	H	Loyola Chicago	84 49
												246	A	Wichita St.	60 63
												314	A	Valparaiso	77 58
												314	H	Valparaiso	108 63
												332	H	Evansville	88 66
LAST 12 Division I GAMES:															
244	A	Loyola Chicago	85 58	23	A	Drake	85 79								
314	A	Valparaiso	77 58	314	H	Valparaiso	108 63								
156	H	Bradley	82 60	244	H	Loyola Chicago	84 49								
160	H	Illinois St.	56 60	160	A	Illinois St.	59 47								
151	A	Southern Ill.	70 58	156	A	Bradley	68 56								
90	A	UNI	63 58	151	H	Southern Ill.	66 51								

Non-Div I Games:

Missouri St.

Average RPI Win:	267	WON-LOST	WINNING	LAST 10	STRENGTH OF	OPP. STRENGTH	TEAM	ADJ.	CONF.	ADJ CONF.
Average RPI Loss:	175	RECORD	PCT. RANK	GAMES	SCHEDULE	OF SCHEDULE	RPI	RPI	RPI	RPI
DIV. I ONLY	12- 15	204	0- 1	256	265	231	231	26	26	
DIV. I NON-CONF.	4- 7	228	0- 0	208	219	232	232	27	27	
TOTALS	RPI 1-25	RPI 26-50	W-L RECORDS	RPI 51-100	RPI 101-150	RPI 150+				
12- 15	0- 0	0- 2	OVERALL	0- 3	0- 2	12- 8				
6- 7	0- 0	0- 1	HOME	0- 2	0- 0	6- 4				
6- 8	0- 0	0- 1	AWAY	0- 1	0- 2	6- 4				
0- 0	0- 0	0- 0	NEUTRAL	0- 0	0- 0	0- 0				
4- 7	0- 0	0- 0	NON-CONFERENCE	0- 3	0- 1	4- 3				
2- 3	0- 0	0- 0	HOME	0- 2	0- 0	2- 1				
2- 4	0- 0	0- 0	AWAY	0- 1	0- 1	2- 2				
0- 0	0- 0	0- 0	NEUTRAL	0- 0	0- 0	0- 0				
8- 8	0- 0	0- 2	CONFERENCE	0- 0	0- 1	8- 5				
4- 4	0- 0	0- 1	HOME	0- 0	0- 0	4- 3				
4- 4	0- 0	0- 1	AWAY	0- 0	0- 1	4- 2				
0- 0	0- 0	0- 0	NEUTRAL	0- 0	0- 0	0- 0				

RPI S	Opponent	Score	RPI S	Opponent	Score	RPI S	Opponent	Score	RPI S	Opponent	Score	Team's RPI: 231
49	A Quinnipiac	38 67	49	H Quinnipiac	46 58	51	H Bucknell	32 70	134	A Marist	45 69	
						58	A Virginia Tech	49 82	139	A Lehigh	48 63	
						68	H Princeton	47 79	180	A Rider	50 65	
									180	H Rider	43 55	
									195	A George Washington	55 51	
									214	A Sacred Heart	55 50	
									220	A East Carolina	67 73	
									227	H Navy	68 67	
									242	H Albany (NY)	64 56	
									267	A Niagara	88 81	
									267	H Niagara	76 54	
									271	A Siena	56 54	
									271	H Siena	68 77	
									279	A Canisius	56 65	
									279	H Canisius	67 61	
									282	H Manhattan	71 63	
									293	A Fairfield	73 63	
									296	H Loyola Maryland	67 75	
									325	A Lafayette	69 73	
									329	A Iona	55 38	
									329	H Iona	51 52	
									341	H Saint Peter's	70 50	
LAST 12 Division I GAMES:												
279	A Canisius	56 65	180	A Rider	50 65							
267	A Niagara	88 81	293	A Fairfield	73 63							
341	H Saint Peter's	70 50	49	H Quinnipiac	46 58							
329	H Iona	51 52	267	H Niagara	76 54							
282	H Manhattan	71 63	279	H Canisius	67 61							
271	A Siena	56 54	271	H Siena	68 77							

Non-Div I Games:

Monmouth

■ Loss,
■ Non-Conf,
■ S Site,
■ H Home
■ A Away
N Neutral

Average RPI Win: 212	WON-LOST	WINNING	LAST 10	STRENGTH OF	OPP. STRENGTH	TEAM	ADJ.	CONF.	ADJ CONF.
Average RPI Loss: 112	RECORD	PCT. RANK	GAMES	SCHEDULE	OF SCHEDULE	RPI	RPI	RPI	RPI
DIV. I ONLY	11- 13	202	1- 0	122	157	169	169	16	16
DIV. I NON-CONF.	4- 4	162	1- 0	35	161	83	83	12	12
TOTALS	RPI 1-25	RPI 26-50	W-L RECORDS	RPI 51-100	RPI 101-150	RPI 150+			
11- 13	0- 1	0- 1	OVERALL	4- 3	0- 5	7- 3			
7- 4	0- 0	0- 1	HOME	4- 0	0- 2	3- 1			
3- 9	0- 1	0- 0	AWAY	0- 3	0- 3	3- 2			
1- 0	0- 0	0- 0	NEUTRAL	0- 0	0- 0	1- 0			
4- 4	0- 1	0- 1	NON-CONFERENCE	2- 1	0- 0	2- 1			
2- 1	0- 0	0- 1	HOME	2- 0	0- 0	0- 0			
1- 3	0- 1	0- 0	AWAY	0- 1	0- 0	1- 1			
1- 0	0- 0	0- 0	NEUTRAL	0- 0	0- 0	1- 0			
7- 9	0- 0	0- 0	CONFERENCE	2- 2	0- 5	5- 2			
5- 3	0- 0	0- 0	HOME	2- 0	0- 2	3- 1			
2- 6	0- 0	0- 0	AWAY	0- 2	0- 3	2- 1			
0- 0	0- 0	0- 0	NEUTRAL	0- 0	0- 0	0- 0			

RPI S	Opponent	Score	RPI S	Opponent	Score	RPI S	Opponent	Score	RPI S	Opponent	Score	Team's RPI: 169
14	A Gonzaga	52 76	33	H South Dakota	41 64	75	A Arizona	51 100	112	A Northern Colo.	61 79	
						82	H UC Davis	62 56	112	H Northern Colo.	62 73	
						89	A Idaho	68 76	126	A Portland St.	60 78	
						89	H Idaho	82 79	136	A Montana St.	52 74	
						91	A Idaho St.	34 50	136	H Montana St.	71 75	
						91	H Idaho St.	60 59	155	A Washington	54 69	
						99	H Northern Ill.	86 70	187	A Eastern Wash.	64 67	
									187	H Eastern Wash.	62 68	
									229	N Saint Francis (PA)	79 77	
									232	A Sacramento St.	88 86	
									254	H Northern Ariz.	78 62	
									285	H Southern Utah	79 57	
									319	A Weber St.	72 60	
									319	H Weber St.	64 56	
									336	A Grand Canyon	69 47	
LAST 12 Division I GAMES:												
229	N Saint Francis (PA)	79 77	187	A Eastern Wash.	64 67							
82	H UC Davis	62 56	89	A Idaho	68 76							
112	A Northern Colo.	61 79	136	A Montana St.	52 74							
136	H Montana St.	71 75	319	A Weber St.	72 60							
91	H Idaho St.	60 59	91	A Idaho St.	34 50							
319	H Weber St.	64 56	89	H Idaho	82 79							

Non-Div I Games: Providence (MT) 90 45

Montana

Average RPI Win:	228	WON-LOST	WINNING	LAST 10	STRENGTH OF	OPP. STRENGTH	TEAM	ADJ.	CONF.	ADJ CONF.
Average RPI Loss:	84	RECORD	PCT. RANK	GAMES	SCHEDULE	OF SCHEDULE	RPI	RPI	RPI	RPI
DIV. I ONLY	13- 12	162	1- 0	118	137	136	136	16	16	
DIV. I NON-CONF.	4- 5	190	1- 0	40	91	92	92	12	12	
TOTALS	RPI 1-25	RPI 26-50	W-L RECORDS	RPI 51-100	RPI 101-150	RPI 150+				
13- 12	0- 1	0- 2	OVERALL	0- 6	2- 2	11- 1				
6- 5	0- 0	0- 1	HOME	0- 2	0- 1	6- 1				
6- 7	0- 1	0- 1	AWAY	0- 4	1- 1	5- 0				
1- 0	0- 0	0- 0	NEUTRAL	0- 0	1- 0	0- 0				
4- 5	0- 1	0- 2	NON-CONFERENCE	0- 2	1- 0	3- 0				
2- 1	0- 0	0- 1	HOME	0- 0	0- 0	2- 0				
1- 4	0- 1	0- 1	AWAY	0- 2	0- 0	1- 0				
1- 0	0- 0	0- 0	NEUTRAL	0- 0	1- 0	0- 0				
9- 7	0- 0	0- 0	CONFERENCE	0- 4	1- 2	8- 1				
4- 4	0- 0	0- 0	HOME	0- 2	0- 1	4- 1				
5- 3	0- 0	0- 0	AWAY	0- 2	1- 1	4- 0				
0- 0	0- 0	0- 0	NEUTRAL	0- 0	0- 0	0- 0				

RPI 1-25				RPI 26-50				RPI 51-100				RPI 101+				Team's RPI: 136
RPI	S	Opponent	Score	RPI	S	Opponent	Score	RPI	S	Opponent	Score	RPI	S	Opponent	Score	
10	A	Marquette	52 100	29	H	South Dakota St.	67 88	56	A	Wyoming	58 66	112	A	Northern Colo.	79 66	
				43	A	TCU	49 71	79	A	SFA	53 60	112	H	Northern Colo.	73 84	
								89	A	Idaho	65 90	126	A	Portland St.	53 55	
								89	H	Idaho	66 82	148	N	Delaware	69 60	
								91	A	Idaho St.	43 61	168	A	Texas St.	67 59	
								91	H	Idaho St.	49 62	169	A	Montana	75 71	
												169	H	Montana	74 52	
												187	A	Eastern Wash.	61 47	
												187	H	Eastern Wash.	87 89	
												232	A	Sacramento St.	69 53	
												254	H	Northern Ariz.	80 70	
												275	H	Long Beach St.	85 62	
												285	H	Southern Utah	69 64	
												319	A	Weber St.	66 59	
												319	H	Weber St.	72 59	
												322	H	Omaha	59 56	
LAST 12 Division I GAMES:																
168	A	Texas St.	67 59	112	H	Northern Colo.	73 84	169	A	Montana	74 52	91	A	Idaho St.	43 61	
319	H	Weber St.	72 59	187	H	Eastern Wash.	87 89	319	A	Weber St.	66 59	112	A	Northern Colo.	79 66	
91	H	Idaho St.	49 62	89	A	Idaho	65 90									
187	A	Eastern Wash.	61 47													

Non-Div I Games: Carroll (MT) 64 48

Montana St.

Loss, Non-Conf, S Site, H Home A Away N Neutral

Average RPI Win:	247	WON-LOST	WINNING	LAST 10	STRENGTH OF	OPP. STRENGTH	TEAM	ADJ.	CONF.	ADJ CONF.
Average RPI Loss:	150	RECORD	PCT. RANK	GAMES	SCHEDULE	OF SCHEDULE	RPI	RPI	RPI	RPI
DIV. I ONLY	18- 9	84	1- 0	210	285	131	131	22	22	
DIV. I NON-CONF.	7- 4	108	0- 0	224	289	138	138	22	22	
TOTALS	RPI 1-25	RPI 26-50	W-L RECORDS	RPI 51-100	RPI 101-150	RPI 150+				
18- 9	0- 2	0- 0	OVERALL	1- 2	1- 0	16- 5				
10- 3	0- 0	0- 0	HOME	0- 1	1- 0	9- 2				
8- 6	0- 2	0- 0	AWAY	1- 1	0- 0	7- 3				
0- 0	0- 0	0- 0	NEUTRAL	0- 0	0- 0	0- 0				
7- 4	0- 2	0- 0	NON-CONFERENCE	1- 0	0- 0	6- 2				
4- 1	0- 0	0- 0	HOME	0- 0	0- 0	4- 1				
3- 3	0- 2	0- 0	AWAY	1- 0	0- 0	2- 1				
0- 0	0- 0	0- 0	NEUTRAL	0- 0	0- 0	0- 0				
11- 5	0- 0	0- 0	CONFERENCE	0- 2	1- 0	10- 3				
6- 2	0- 0	0- 0	HOME	0- 1	1- 0	5- 1				
5- 3	0- 0	0- 0	AWAY	0- 1	0- 0	5- 2				
0- 0	0- 0	0- 0	NEUTRAL	0- 0	0- 0	0- 0				

RPI 1-25				RPI 26-50				RPI 51-100				RPI 101+ Team's RPI: 131			
RPI	S	Opponent	Score	RPI	S	Opponent	Score	RPI	S	Opponent	Score	RPI	S	Opponent	Score
2	A	Baylor	58 96					57	A	Belmont	50 77	132	H	UT Martin	85 75
15	A	Kentucky	57 87					57	H	Belmont	57 77	154	A	Tennessee Tech	73 70
								80	A	Radford	79 72	154	H	Tennessee Tech	77 56
												192	A	N.C. A&T	72 67
												202	A	Jacksonville St.	57 68
												202	H	Jacksonville St.	66 55
												229	A	Saint Francis (PA)	83 89
												230	H	Southeast Mo. St.	82 54
												239	A	SIUE	73 67
												247	A	Gardner-Webb	84 69
												263	A	Austin Peay	80 81
												263	H	Austin Peay	75 84
												264	H	St. Francis Brooklyn	94 101
												269	A	Murray St.	83 61
												295	A	Eastern Ill.	67 57
												298	A	Tennessee St.	85 62
												298	H	Tennessee St.	71 55
												314	H	Valparaiso	68 62
												324	H	Lipscomb	79 44
												327	H	Eastern Ky.	68 52
												332	H	Evansville	85 63
												350	H	Chicago St.	104 68
LAST 12 Division I GAMES:															
154	A	Tennessee Tech	73 70	295	A	Eastern Ill.	67 57								
202	A	Jacksonville St.	57 68	239	A	SIUE	73 67								
327	H	Eastern Ky.	68 52	202	H	Jacksonville St.	66 55								
263	H	Austin Peay	75 84	154	H	Tennessee Tech	77 56								
57	H	Belmont	57 77	132	H	UT Martin	85 75								
298	H	Tennessee St.	71 55	230	H	Southeast Mo. St.	82 54								

Non-Div I Games: Alice Lloyd 121 56 Ky. Christian 119 28

Morehead St.

Loss, Non-Conf, S Site, H Home A Away N Neutral

Average RPI Win:	327	WON-LOST	WINNING	LAST 10	STRENGTH OF	OPP. STRENGTH	TEAM	ADJ.	CONF.	ADJ CONF.
Average RPI Loss:	189	RECORD	PCT. RANK	GAMES	SCHEDULE	OF SCHEDULE	RPI	RPI	RPI	RPI
DIV. I ONLY	7- 18	285	0- 1	267	345	308	308	32	32	
DIV. I NON-CONF.	1- 11	335	0- 1	173	222	323	323	32	32	
TOTALS	RPI 1-25	RPI 26-50	W-L RECORDS	RPI 51-100	RPI 101-150	RPI 150+				
7- 18	0- 1	0- 1	OVERALL	0- 3	0- 2	7- 11				
4- 6	0- 0	0- 0	HOME	0- 0	0- 0	4- 6				
3- 9	0- 0	0- 1	AWAY	0- 2	0- 2	3- 4				
0- 3	0- 1	0- 0	NEUTRAL	0- 1	0- 0	0- 1				
1- 11	0- 1	0- 1	NON-CONFERENCE	0- 3	0- 2	1- 4				
1- 2	0- 0	0- 0	HOME	0- 0	0- 0	1- 2				
0- 6	0- 0	0- 1	AWAY	0- 2	0- 2	0- 1				
0- 3	0- 1	0- 0	NEUTRAL	0- 1	0- 0	0- 1				
6- 7	0- 0	0- 0	CONFERENCE	0- 0	0- 0	6- 7				
3- 4	0- 0	0- 0	HOME	0- 0	0- 0	3- 4				
3- 3	0- 0	0- 0	AWAY	0- 0	0- 0	3- 3				
0- 0	0- 0	0- 0	NEUTRAL	0- 0	0- 0	0- 0				

RPI S	Opponent	Score	RPI S	Opponent	Score	RPI S	Opponent	Score	RPI S	Opponent	Score	Team's RPI: 308
13 N	Maryland	44 68	45 A	Michigan	47 70	73 A	West Virginia	37 72	113 A	Hartford	59 80	
						79 A	SFA	42 69	120 A	Western Ky.	43 90	
						98 N	Georgia	33 60	191 H	UMES	68 73	
									192 A	N.C. A&T	29 62	
									206 H	Bethune-Cookman	69 73	
									220 A	Howard	56 79	
									220 H	Howard	62 74	
									265 H	Norfolk St.	49 64	
									267 N	Niagara	57 67	
									301 A	South Carolina St.	63 61	
									301 H	South Carolina St.	62 51	
									311 H	UMBC	68 73	
									313 A	FIU	50 59	
									318 H	Central Conn. St.	36 60	
									321 H	UMass Lowell	61 49	
									330 A	Coppin St.	74 57	
									340 A	N.C. Central	65 62	
									347 H	Florida A&M	75 71	
									349 A	Savannah St.	35 53	
									349 H	Savannah St.	63 47	
LAST 12 Division I GAMES:												
267 N	Niagara	57 67	347 H	Florida A&M	75 71							
220 H	Howard	62 74	206 H	Bethune-Cookman	69 73							
265 H	Norfolk St.	49 64	340 A	N.C. Central	65 62							
349 A	Savannah St.	35 53	192 A	N.C. A&T	29 62							
301 A	South Carolina St.	63 61	220 A	Howard	56 79							
330 A	Coppin St.	74 57	301 H	South Carolina St.	62 51							

Non-Div I Games: Lincoln (PA) 46 51 Washington Adventis60 43

Morgan St.

Loss, Non-Conf, S Site, H Home A Away N Neutral

Average RPI Win: 262		WON-LOST	WINNING	LAST 10	STRENGTH OF	OPP. STRENGTH	TEAM	ADJ.	CONF.	ADJ CONF.
Average RPI Loss: 210		RECORD	PCT. RANK	GAMES	SCHEDULE	OF SCHEDULE	RPI	RPI	RPI	RPI
DIV. I ONLY		12- 13	188	1- 0	303	331	238	238	31	31
DIV. I NON-CONF.		5- 5	162	0- 0	134	249	122	122	31	31
TOTALS		RPI 1-25	RPI 26-50	W-L RECORDS	RPI 51-100	RPI 101-150	RPI 150+			
12- 13	0- 0		0- 1	OVERALL	1- 1	1- 1	10- 10			
7- 3	0- 0		0- 0	HOME	1- 0	1- 0	5- 3			
5- 10	0- 0		0- 1	AWAY	0- 1	0- 1	5- 7			
0- 0	0- 0		0- 0	NEUTRAL	0- 0	0- 0	0- 0			
5- 5	0- 0		0- 1	NON-CONFERENCE	1- 1	1- 1	3- 2			
2- 1	0- 0		0- 0	HOME	1- 0	1- 0	0- 1			
3- 4	0- 0		0- 1	AWAY	0- 1	0- 1	3- 1			
0- 0	0- 0		0- 0	NEUTRAL	0- 0	0- 0	0- 0			
7- 8	0- 0		0- 0	CONFERENCE	0- 0	0- 0	7- 8			
5- 2	0- 0		0- 0	HOME	0- 0	0- 0	5- 2			
2- 6	0- 0		0- 0	AWAY	0- 0	0- 0	2- 6			
0- 0	0- 0		0- 0	NEUTRAL	0- 0	0- 0	0- 0			

[illegible]

Non-Div I Games: Washington Col. 74 50

Mt. St. Mary's

Loss, Non-Conf, S Site, H Home A Away N Neutral

Average RPI Win: 264	WON-LOST	WINNING	LAST 10	STRENGTH OF	OPP. STRENGTH	TEAM	ADJ.	CONF.	ADJ CONF.
Average RPI Loss: 167	RECORD	PCT. RANK	GAMES	SCHEDULE	OF SCHEDULE	RPI	RPI	RPI	RPI
DIV. I ONLY	10- 15	231	1- 0	284	224	269	269	22	22
DIV. I NON-CONF.	2- 7	288	0- 0	262	108	313	313	22	22
TOTALS	RPI 1-25	RPI 26-50	W-L RECORDS	RPI 51-100	RPI 101-150	RPI 150+			
10- 15	0- 1	0- 1	OVERALL	0- 2	1- 2	9- 9			
7- 5	0- 0	0- 0	HOME	0- 1	1- 1	6- 3			
3- 10	0- 1	0- 1	AWAY	0- 1	0- 1	3- 6			
0- 0	0- 0	0- 0	NEUTRAL	0- 0	0- 0	0- 0			
2- 7	0- 1	0- 1	NON-CONFERENCE	0- 1	0- 0	2- 4			
2- 2	0- 0	0- 0	HOME	0- 0	0- 0	2- 2			
0- 5	0- 1	0- 1	AWAY	0- 1	0- 0	0- 2			
0- 0	0- 0	0- 0	NEUTRAL	0- 0	0- 0	0- 0			
8- 8	0- 0	0- 0	CONFERENCE	0- 1	1- 2	7- 5			
5- 3	0- 0	0- 0	HOME	0- 1	1- 1	4- 1			
3- 5	0- 0	0- 0	AWAY	0- 0	0- 1	3- 4			
0- 0	0- 0	0- 0	NEUTRAL	0- 0	0- 0	0- 0			

RPI 1-25				RPI 26-50				RPI 51-100				RPI 101+				Team's RPI: 269	
RPI	S	Opponent	Score	RPI	S	Opponent	Score	RPI	S	Opponent	Score	RPI	S	Opponent	Score		
15	A	Kentucky	49 88	44	A	Tennessee	77 98	52	A	Butler	65 86	131	H	Morehead St.	61 83		
								57	H	Belmont	58 65	132	A	UT Martin	67 75		
												132	H	UT Martin	76 73		
												151	H	Southern Ill.	59 65		
												154	A	Tennessee Tech	65 74		
												175	A	Arkansas St.	63 74		
												202	A	Jacksonville St.	64 59		
												212	A	Illinois	52 84		
												230	A	Southeast Mo. St.	64 59		
												230	H	Southeast Mo. St.	82 74		
												239	A	SIUE	54 71		
												239	H	SIUE	81 75		
												263	A	Austin Peay	56 59		
												289	H	Alabama A&M	53 59		
												295	A	Eastern Ill.	67 75		
												295	H	Eastern Ill.	60 51		
												298	H	Tennessee St.	61 65		
												324	H	Lipscomb	97 61		
												327	A	Eastern Ky.	76 63		
												327	H	Eastern Ky.	81 63		
												332	H	Evansville	81 53		
LAST 12 Division I GAMES:																	
230	H	Southeast Mo. St.	82 74	154	A	Tennessee Tech	65 74										
132	H	UT Martin	76 73	202	A	Jacksonville St.	64 59										
263	A	Austin Peay	56 59	298	H	Tennessee St.	61 65										
327	A	Eastern Ky.	76 63	57	H	Belmont	58 65										
239	H	SIUE	81 75	239	A	SIUE	54 71										
295	H	Eastern Ill.	60 51	295	A	Eastern Ill.	67 75										

Non-Div I Games: Oakland City 113 55 Bethel (TN) 86 50

Murray St.

■ Loss,
 ■ Non-Conf, S Site,
 ■ Home
 ■ Away
 N Neutral

Average RPI Win:	292	WON-LOST	WINNING	LAST 10	STRENGTH OF	OPP. STRENGTH	TEAM	ADJ.	CONF.	ADJ CONF.
Average RPI Loss:	150	RECORD	PCT. RANK	GAMES	SCHEDULE	OF SCHEDULE	RPI	RPI	RPI	RPI
DIV. I ONLY	16- 9	96	0- 1	335	313	192	192	32	32	
DIV. I NON-CONF.	2- 9	297	0- 1	284	122	302	302	32	32	
TOTALS	RPI 1-25	RPI 26-50	W-L RECORDS	RPI 51-100	RPI 101-150	RPI 150+				
16- 9	0- 0	0- 0	OVERALL	0- 2	0- 4	16- 3				
6- 3	0- 0	0- 0	HOME	0- 0	0- 3	6- 0				
10- 4	0- 0	0- 0	AWAY	0- 1	0- 0	10- 3				
0- 2	0- 0	0- 0	NEUTRAL	0- 1	0- 1	0- 0				
2- 9	0- 0	0- 0	NON-CONFERENCE	0- 2	0- 4	2- 3				
0- 3	0- 0	0- 0	HOME	0- 0	0- 3	0- 0				
2- 4	0- 0	0- 0	AWAY	0- 1	0- 0	2- 3				
0- 2	0- 0	0- 0	NEUTRAL	0- 1	0- 1	0- 0				
14- 0	0- 0	0- 0	CONFERENCE	0- 0	0- 0	14- 0				
6- 0	0- 0	0- 0	HOME	0- 0	0- 0	6- 0				
8- 0	0- 0	0- 0	AWAY	0- 0	0- 0	8- 0				
0- 0	0- 0	0- 0	NEUTRAL	0- 0	0- 0	0- 0				

RPI 1-25				RPI 26-50				RPI 51-100				RPI 101+				Team's RPI: 192	
RPI	S	Opponent	Score	RPI	S	Opponent	Score	RPI	S	Opponent	Score	RPI	S	Opponent	Score		
								61	N	Maine	52	58	107	H	VCU	48	54
								95	A	Virginia	57	67	116	N	Yale	49	59
													131	H	Morehead St.	67	72
													140	H	Akron	36	49
													191	A	UMES	51	49
													191	H	UMES	70	58
													206	A	Bethune-Cookman	72	48
													217	A	Elon	64	73
													220	A	Howard	63	58
													227	A	Navy	49	72
													256	A	ETSU	56	61
													265	A	Norfolk St.	49	44
													301	A	South Carolina St.	58	44
													301	H	South Carolina St.	59	52
													304	A	Fla. Atlantic	67	65
													308	H	Morgan St.	62	29
													330	H	Coppin St.	66	42
													338	A	Western Caro.	69	51
													340	A	N.C. Central	52	49
													343	A	Delaware St.	67	47
													343	H	Delaware St.	72	49
													347	A	Florida A&M	56	48
													349	H	Savannah St.	73	69
LAST 12 Division I GAMES:																	

Non-Div I Games: Winston-Salem 60 56 Johnson C. Smith 50 53

N.C. A&T

Loss, Non-Conf, S Site, H Home A Away N Neutral

N.C. Central

Through Games Of Feb. 27, 2019

Average RPI Win:	326	WON-LOST	WINNING	LAST 10	STRENGTH OF	OPP. STRENGTH	TEAM	ADJ.	CONF.	ADJ CONF.
Average RPI Loss:	217	RECORD	PCT. RANK	GAMES	SCHEDULE	OF SCHEDULE	RPI	RPI	RPI	RPI
DIV. I ONLY	7- 20	295	0- 1	340	347	340	340	32	32	
DIV. I NON-CONF.	2- 10	311	0- 0	275	278	339	339	32	32	
TOTALS	RPI 1-25	RPI 26-50	W-L RECORDS	RPI 51-100	RPI 101-150	RPI 150+				
7- 20	0- 1	0- 0	OVERALL	0- 0	0- 3	7- 16				
5- 9	0- 0	0- 0	HOME	0- 0	0- 1	5- 8				
2- 10	0- 1	0- 0	AWAY	0- 0	0- 2	2- 7				
0- 1	0- 0	0- 0	NEUTRAL	0- 0	0- 0	0- 1				
2- 10	0- 1	0- 0	NON-CONFERENCE	0- 0	0- 3	2- 6				
2- 4	0- 0	0- 0	HOME	0- 0	0- 1	2- 3				
0- 5	0- 1	0- 0	AWAY	0- 0	0- 2	0- 2				
0- 1	0- 0	0- 0	NEUTRAL	0- 0	0- 0	0- 1				
5- 10	0- 0	0- 0	CONFERENCE	0- 0	0- 0	5- 10				
3- 5	0- 0	0- 0	HOME	0- 0	0- 0	3- 5				
2- 5	0- 0	0- 0	AWAY	0- 0	0- 0	2- 5				
0- 0	0- 0	0- 0	NEUTRAL	0- 0	0- 0	0- 0				

RPI 1-25			RPI 26-50			RPI 51-100			RPI 101+ Team's RPI: 340		
RPI	S	Opponent	Score	RPI	S	Opponent	Score	RPI	S	Opponent	Score
8	A	Iowa	39 106					122	H	UNCW	82 89
								124	A	High Point	69 80
								135	A	Georgia St.	54 65
								163	H	Coastal Caro.	66 89
								191	A	UMES	49 59
								191	H	UMES	61 69
								192	H	N.C. A&T	49 52
								206	A	Bethune-Cookman	54 72
								206	H	Bethune-Cookman	50 67
								209	A	Memphis	56 77
								217	H	Elon	54 83
								220	A	Howard	70 80
								262	H	Wofford	66 59
								265	A	Norfolk St.	48 62
								290	A	Winthrop	41 66
								297	N	Kennesaw St.	54 78
								301	H	South Carolina St.	60 72
								305	H	UNC Greensboro	66 57
								308	H	Morgan St.	62 65
								330	H	Coppin St.	62 57
								342	H	USC Upstate	63 82
								343	A	Delaware St.	61 71
								343	H	Delaware St.	65 64
								347	A	Florida A&M	64 57
								349	A	Savannah St.	71 67
								349	H	Savannah St.	77 65
LAST 12 Division I GAMES:											
301	H	South Carolina St.	60 72	347	A	Florida A&M	64 57				
349	H	Savannah St.	77 65	206	A	Bethune-Cookman	54 72				
220	A	Howard	70 80	349	A	Savannah St.	71 67				
265	A	Norfolk St.	48 62	192	H	N.C. A&T	49 52				
343	H	Delaware St.	65 64	308	H	Morgan St.	62 65				
191	H	UMES	61 69	330	H	Coppin St.	62 57				

Non-Div I Games: Wilberforce 55 49

N.C. Central

Loss, Non-Conf, S Site, H Home A Away N Neutral

Average RPI Win: 96		WON-LOST	WINNING	LAST 10	STRENGTH OF	OPP. STRENGTH	TEAM	ADJ.	CONF.	ADJ CONF.
Average RPI Loss: 18		RECORD	PCT. RANK	GAMES	SCHEDULE	OF SCHEDULE	RPI	RPI	RPI	RPI
DIV. I ONLY		24- 3	8	1- 0	33	3	7	7	1	1
DIV. I NON-CONF.		13- 0	1	0- 0	38	35	6	6	1	1
TOTALS		RPI 1-25	RPI 26-50		W-L RECORDS		RPI 51-100	RPI 101-150	RPI 150+	
24- 3		1- 2	5- 1		OVERALL		9- 0	4- 0	5- 0	
14- 2		0- 1	2- 1		HOME		7- 0	2- 0	3- 0	
8- 1		1- 1	2- 0		AWAY		2- 0	2- 0	1- 0	
2- 0		0- 0	1- 0		NEUTRAL		0- 0	0- 0	1- 0	
13- 0		0- 0	2- 0		NON-CONFERENCE		6- 0	0- 0	5- 0	
9- 0		0- 0	1- 0		HOME		5- 0	0- 0	3- 0	
2- 0		0- 0	0- 0		AWAY		1- 0	0- 0	1- 0	
2- 0		0- 0	1- 0		NEUTRAL		0- 0	0- 0	1- 0	
11- 3		1- 2	3- 1		CONFERENCE		3- 0	4- 0	0- 0	
5- 2		0- 1	1- 1		HOME		2- 0	2- 0	0- 0	
6- 1		1- 1	2- 0		AWAY		1- 0	2- 0	0- 0	
0- 0		0- 0	0- 0		NEUTRAL		0- 0	0- 0	0- 0	

RPI	S	Opponent	Score	RPI	S	Opponent	Score	RPI	S	Opponent	Score	RPI	S	Opponent	Score
1	H	Notre Dame	72 95	31	A	North Carolina	74 69	57	H	Belmont	77 62	117	A	Boston College	85 69
12	A	Syracuse	77 73	31	H	North Carolina	51 64	58	H	Virginia Tech	70 61	125	H	Pittsburgh	63 34
21	A	Florida St.	70 75	40	N	Michigan St.	78 74	61	H	Maine	84 46	128	A	Wake Forest	59 50
				41	A	Georgia Tech	68 60	74	H	Kent St.	78 61	128	H	Wake Forest	80 46
				42	H	Clemson	54 51	80	H	Radford	75 58	157	H	Davidson	75 45
				45	H	Michigan	66 55	83	H	Duke	63 51	162	A	Chattanooga	78 58
								88	H	Old Dominion	85 56	193	H	Vanderbilt	74 54
								94	A	Georgetown	76 65	195	N	George Washington	69 61
								95	A	Virginia	66 38	199	H	Hampton	83 51
LAST 12 Division I GAMES:															
				31	A	North Carolina	74 69	128	A	Wake Forest	59 50				
				128	H	Wake Forest	80 46	41	A	Georgia Tech	68 60				
				1	H	Notre Dame	72 95	42	H	Clemson	54 51				
				12	A	Syracuse	77 73	58	H	Virginia Tech	70 61				
				21	A	Florida St.	70 75	95	A	Virginia	66 38				
				31	H	North Carolina	51 64	125	H	Pittsburgh	63 34				

Non-Div I Games:

NC State

■ Loss,
 ■ Non-Conf, S Site,
 ■ Home
 ■ Away
 N Neutral

Average RPI Win:	312	WON-LOST	WINNING	LAST 10	STRENGTH OF	OPP. STRENGTH	TEAM	ADJ.	CONF.	ADJ CONF.
Average RPI Loss:	193	RECORD	PCT. RANK	GAMES	SCHEDULE	OF SCHEDULE	RPI	RPI	RPI	RPI
DIV. I ONLY	6- 21	309	1- 0	285	305	320	320	24	24	
DIV. I NON-CONF.	3- 10	278	0- 0	287	339	315	315	26	26	
TOTALS	RPI 1-25	RPI 26-50	W-L RECORDS	RPI 51-100	RPI 101-150	RPI 150+				
6- 21	0- 0	0- 0	OVERALL	0- 5	0- 1	6- 15				
3- 9	0- 0	0- 0	HOME	0- 2	0- 1	3- 6				
3- 12	0- 0	0- 0	AWAY	0- 3	0- 0	3- 9				
0- 0	0- 0	0- 0	NEUTRAL	0- 0	0- 0	0- 0				
3- 10	0- 0	0- 0	NON-CONFERENCE	0- 3	0- 1	3- 6				
1- 4	0- 0	0- 0	HOME	0- 1	0- 1	1- 2				
2- 6	0- 0	0- 0	AWAY	0- 2	0- 0	2- 4				
0- 0	0- 0	0- 0	NEUTRAL	0- 0	0- 0	0- 0				
3- 11	0- 0	0- 0	CONFERENCE	0- 2	0- 0	3- 9				
2- 5	0- 0	0- 0	HOME	0- 1	0- 0	2- 4				
1- 6	0- 0	0- 0	AWAY	0- 1	0- 0	1- 5				
0- 0	0- 0	0- 0	NEUTRAL	0- 0	0- 0	0- 0				

RPI 1-25				RPI 26-50				RPI 51-100				RPI 101+ Team's RPI: 320					
RPI	S	Opponent	Score	RPI	S	Opponent	Score	RPI	S	Opponent	Score	RPI	S	Opponent	Score		
								69	A	FGCU	42	61	113	H	Hartford	53	84
								69	H	FGCU	35	67	177	A	North Ala.	60	72
								72	A	Penn	42	85	177	H	North Ala.	54	77
								73	A	West Virginia	50	95	180	A	Rider	46	67
								74	H	Kent St.	40	57	207	A	Stetson	48	74
													207	H	Stetson	47	56
													213	A	Liberty	47	58
													220	A	Howard	57	77
													228	A	Jacksonville	55	69
													228	H	Jacksonville	56	61
													230	H	Southeast Mo. St.	58	68
													245	A	Colgate	71	53
													251	H	North Florida	59	78
													281	H	Vermont	63	71
													297	A	Kennesaw St.	47	70
													297	H	Kennesaw St.	66	60
													324	A	Lipscomb	69	53
													324	H	Lipscomb	80	67
													338	H	Western Caro.	79	71
													341	A	Saint Peter's	57	70
													346	A	LIU Brooklyn	72	51
													348	A	Fairleigh Dickinson	43	64
LAST 12 Division I GAMES:																	
324	A	Lipscomb	69	53	213	A	Liberty	47	58								
228	A	Jacksonville	55	69	69	H	FGCU	35	67								
207	H	Stetson	47	56	177	H	North Ala.	54	77								
251	H	North Florida	59	78	207	A	Stetson	48	74								
69	A	FGCU	42	61	228	H	Jacksonville	56	61								
297	A	Kennesaw St.	47	70	324	H	Lipscomb	80	67								

Non-Div I Games:

NJIT

■ Loss,
 ■ Non-Conf,
 ■ S Site,
 ■ H Home
 ■ A Away
 N Neutral

Average RPI Win: 245	WON-LOST	WINNING	LAST 10	STRENGTH OF	OPP. STRENGTH	TEAM	ADJ.	CONF.	ADJ CONF.
Average RPI Loss: 169	RECORD	PCT. RANK	GAMES	SCHEDULE	OF SCHEDULE	RPI	RPI	RPI	RPI
DIV. I ONLY	9- 16	253	0- 1	143	290	227	227	18	18
DIV. I NON-CONF.	4- 5	190	0- 0	129	331	181	181	21	21
TOTALS	RPI 1-25	RPI 26-50	W-L RECORDS	RPI 51-100	RPI 101-150	RPI 150+			
9- 16	0- 0	0- 0	OVERALL	0- 4	0- 3	9- 9			
5- 7	0- 0	0- 0	HOME	0- 3	0- 2	5- 2			
4- 9	0- 0	0- 0	AWAY	0- 1	0- 1	4- 7			
0- 0	0- 0	0- 0	NEUTRAL	0- 0	0- 0	0- 0			
4- 5	0- 0	0- 0	NON-CONFERENCE	0- 1	0- 1	4- 3			
2- 2	0- 0	0- 0	HOME	0- 1	0- 1	2- 0			
2- 3	0- 0	0- 0	AWAY	0- 0	0- 0	2- 3			
0- 0	0- 0	0- 0	NEUTRAL	0- 0	0- 0	0- 0			
5- 11	0- 0	0- 0	CONFERENCE	0- 3	0- 2	5- 6			
3- 5	0- 0	0- 0	HOME	0- 2	0- 1	3- 2			
2- 6	0- 0	0- 0	AWAY	0- 1	0- 1	2- 4			
0- 0	0- 0	0- 0	NEUTRAL	0- 0	0- 0	0- 0			

RPI S	Opponent	Score	RPI S	Opponent	Score	RPI S	Opponent	Score	RPI S	Opponent	Score	Team's RPI: 227
						51	A Bucknell	48 90	134	H Marist	48 72	
						51	H Bucknell	43 77	139	A Lehigh	55 66	
						71	H American	45 58	139	H Lehigh	38 56	
						72	H Penn	61 65	158	A Boston U.	55 66	
									158	H Boston U.	35 49	
									164	A Colorado	43 59	
									180	A Rider	66 60	
									190	A Holy Cross	44 47	
									190	H Holy Cross	54 47	
									192	H N.C. A&T	72 49	
									231	A Monmouth	67 68	
									237	H Saint Joseph's	49 48	
									245	A Colgate	62 49	
									245	H Colgate	67 52	
									265	A Norfolk St.	58 65	
									280	A Army West Point	52 55	
									280	H Army West Point	48 60	
									292	A Air Force	54 47	
									296	A Loyola Maryland	58 46	
									325	A Lafayette	42 55	
									325	H Lafayette	65 53	
LAST 12 Division I GAMES:												
			51	A Bucknell	48 90		139	A Lehigh	55 66			
			158	A Boston U.	55 66		51	H Bucknell	43 77			
			325	H Lafayette	65 53		158	H Boston U.	35 49			
			280	H Army West Point	48 60		325	A Lafayette	42 55			
			190	A Holy Cross	44 47		280	A Army West Point	52 55			
			245	H Colgate	67 52		190	H Holy Cross	54 47			

Non-Div I Games: Catholic 81 36

Navy

■ Loss,
 ■ Non-Conf,
 ■ S Site,
 ■ Home
 ■ A Away
 N Neutral

Average RPI Win:	137	WON-LOST	WINNING	LAST 10	STRENGTH OF	OPP. STRENGTH	TEAM	ADJ.	CONF.	ADJ CONF.
Average RPI Loss:	56	RECORD	PCT. RANK	GAMES	SCHEDULE	OF SCHEDULE	RPI	RPI	RPI	RPI
DIV. I ONLY	13- 15	194	0- 1	20	41	85	85	5	5	
DIV. I NON-CONF.	5- 6	177	0- 0	99	28	146	146	6	6	
TOTALS	RPI 1-25	RPI 26-50	W-L RECORDS	RPI 51-100	RPI 101-150	RPI 150+				
13- 15	0- 7	2- 2	OVERALL	4- 2	3- 3	4- 1				
8- 6	0- 3	2- 1	HOME	1- 1	2- 1	3- 0				
4- 9	0- 4	0- 1	AWAY	2- 1	1- 2	1- 1				
1- 0	0- 0	0- 0	NEUTRAL	1- 0	0- 0	0- 0				
5- 6	0- 3	0- 0	NON-CONFERENCE	1- 1	1- 2	3- 0				
4- 1	0- 1	0- 0	HOME	0- 0	1- 0	3- 0				
0- 5	0- 2	0- 0	AWAY	0- 1	0- 2	0- 0				
1- 0	0- 0	0- 0	NEUTRAL	1- 0	0- 0	0- 0				
8- 9	0- 4	2- 2	CONFERENCE	3- 1	2- 1	1- 1				
4- 5	0- 2	2- 1	HOME	1- 1	1- 1	0- 0				
4- 4	0- 2	0- 1	AWAY	2- 0	1- 0	1- 1				
0- 0	0- 0	0- 0	NEUTRAL	0- 0	0- 0	0- 0				

RPI	S	Opponent	Score	RPI	S	Opponent	Score	RPI	S	Opponent	Score	RPI	S	Opponent	Score
3	A	Louisville	68 85	26	H	Rutgers	56 62	53	H	Indiana	78 82	105	A	Creighton	65 74
8	A	Iowa	71 77	40	H	Michigan St.	82 71	77	A	Purdue	84 64	106	H	Minnesota	63 57
8	H	Iowa	58 74	45	A	Michigan	61 67	77	H	Purdue	67 61	111	A	Northwestern	71 64
13	A	Maryland	63 89	45	H	Michigan	70 56	78	A	Ohio St.	78 69	111	H	Northwestern	54 58
13	H	Maryland	63 81					80	N	Radford	77 39	143	A	Washington St.	84 87
18	A	Miami (FL)	68 82					87	A	Arkansas	80 84	148	H	Kansas	58 52
23	H	Drake	77 83									161	H	Denver	96 71
												183	A	Wisconsin	69 70
												212	A	Illinois	77 67
												302	H	San Jose St.	96 63
												342	H	USC Upstate	87 64
LAST 12 Division I GAMES:															
8	H	Iowa	58 74	53	H	Indiana	78 82								
111	A	Northwestern	71 64	77	A	Purdue	84 64								
40	H	Michigan St.	82 71	183	A	Wisconsin	69 70								
13	A	Maryland	63 89	111	H	Northwestern	54 58								
77	H	Purdue	67 61	106	H	Minnesota	63 57								
45	A	Michigan	61 67	212	A	Illinois	77 67								

Non-Div I Games:

Nebraska

Average RPI Win:	249	WON-LOST	WINNING	LAST 10	STRENGTH OF	OPP. STRENGTH	TEAM	ADJ.	CONF.	ADJ CONF.
Average RPI Loss:	114	RECORD	PCT. RANK	GAMES	SCHEDULE	OF SCHEDULE	RPI	RPI	RPI	RPI
DIV. I ONLY	9- 16	253	0- 1	154	123	224	224	15	15	
DIV. I NON-CONF.	3- 7	256	0- 1	239	85	285	285	13	13	
TOTALS	RPI 1-25	RPI 26-50	W-L RECORDS	RPI 51-100	RPI 101-150	RPI 150+				
9- 16	0- 0	0- 1	OVERALL	1- 9	0- 1	8- 5				
5- 8	0- 0	0- 1	HOME	0- 5	0- 1	5- 1				
4- 6	0- 0	0- 0	AWAY	1- 2	0- 0	3- 4				
0- 2	0- 0	0- 0	NEUTRAL	0- 2	0- 0	0- 0				
3- 7	0- 0	0- 1	NON-CONFERENCE	0- 3	0- 1	3- 2				
2- 4	0- 0	0- 1	HOME	0- 1	0- 1	2- 1				
1- 1	0- 0	0- 0	AWAY	0- 0	0- 0	1- 1				
0- 2	0- 0	0- 0	NEUTRAL	0- 2	0- 0	0- 0				
6- 9	0- 0	0- 0	CONFERENCE	1- 6	0- 0	5- 3				
3- 4	0- 0	0- 0	HOME	0- 4	0- 0	3- 0				
3- 5	0- 0	0- 0	AWAY	1- 2	0- 0	2- 3				
0- 0	0- 0	0- 0	NEUTRAL	0- 0	0- 0	0- 0				

N
e
v
a
d
aN
e
v
a
d
a

RPI 1-25				RPI 26-50				RPI 51-100				RPI 101+				Team's RPI: 224	
RPI	S	Opponent	Score	RPI	S	Opponent	Score	RPI	S	Opponent	Score	RPI	S	Opponent	Score		
				46	H	Southern California	51 72	54	A	New Mexico	74 85	144	H	Texas Tech	67 86		
								54	H	New Mexico	64 66	164	H	Colorado	52 65		
								56	H	Wyoming	51 55	167	A	Santa Clara	48 56		
								60	A	Boise St.	65 80	184	A	Utah St.	76 79		
								60	H	Boise St.	74 75	200	A	UNLV	58 67		
								63	H	Utah	52 74	200	H	UNLV	70 62		
								82	N	UC Davis	68 84	233	H	Hawaii	79 78		
								96	A	Fresno St.	57 41	240	H	San Diego St.	74 69		
								96	H	Fresno St.	63 79	274	A	Colorado St.	62 38		
								99	N	Northern Ill.	69 98	274	H	Colorado St.	68 57		
												275	A	Long Beach St.	76 67		
												292	A	Air Force	74 79		
												302	A	San Jose St.	52 49		
												344	H	Seattle U	67 54		
LAST 12 Division I GAMES:																	
				99	N	Northern Ill.	69 98	274	H	Colorado St.	68 57						
				200	A	UNLV	58 67	60	A	Boise St.	65 80						
				96	A	Fresno St.	57 41	200	H	UNLV	70 62						
				240	H	San Diego St.	74 69	274	A	Colorado St.	62 38						
				56	H	Wyoming	51 55	292	A	Air Force	74 79						
				54	A	New Mexico	74 85	60	H	Boise St.	74 75						

Non-Div I Games: Stanislaus St. 75 52

Nevada

■ Loss,
 ■ Non-Conf,
 ■ S Site,
 ■ H Home
 ■ A Away
 N Neutral

New Hampshire

Through Games Of Feb. 27, 2019

Average RPI Win:	276	WON-LOST	WINNING	LAST 10	STRENGTH OF	OPP. STRENGTH	TEAM	ADJ.	CONF.	ADJ CONF.
Average RPI Loss:	189	RECORD	PCT. RANK	GAMES	SCHEDULE	OF SCHEDULE	RPI	RPI	RPI	RPI
DIV. I ONLY	5- 22	321	0- 1	213	287	312	312	23	23	
DIV. I NON-CONF.	2- 10	311	0- 0	223	299	325	325	25	25	
TOTALS	RPI 1-25	RPI 26-50	W-L RECORDS	RPI 51-100	RPI 101-150	RPI 150+				
5- 22	0- 0	0- 0	OVERALL	0- 3	0- 5	5- 14				
3- 9	0- 0	0- 0	HOME	0- 2	0- 1	3- 6				
2- 13	0- 0	0- 0	AWAY	0- 1	0- 4	2- 8				
0- 0	0- 0	0- 0	NEUTRAL	0- 0	0- 0	0- 0				
2- 10	0- 0	0- 0	NON-CONFERENCE	0- 1	0- 3	2- 6				
2- 3	0- 0	0- 0	HOME	0- 1	0- 0	2- 2				
0- 7	0- 0	0- 0	AWAY	0- 0	0- 3	0- 4				
0- 0	0- 0	0- 0	NEUTRAL	0- 0	0- 0	0- 0				
3- 12	0- 0	0- 0	CONFERENCE	0- 2	0- 2	3- 8				
1- 6	0- 0	0- 0	HOME	0- 1	0- 1	1- 4				
2- 6	0- 0	0- 0	AWAY	0- 1	0- 1	2- 4				
0- 0	0- 0	0- 0	NEUTRAL	0- 0	0- 0	0- 0				

RPI 1-25			RPI 26-50			RPI 51-100				RPI 101+		Team's RPI: 312
RPI	S	Opponent	Score	RPI	S	Opponent	Score	RPI	S	Opponent	Score	
								61	A	Maine	46	67
								61	H	Maine	45	69
								68	H	Princeton	42	90

Non-Div I Games: U New England 68 44

New Hampshire

Loss, Non-Conf, S Site, H Home A Away N Neutral

Average RPI Win:	192	WON-LOST	WINNING	LAST 10	STRENGTH OF	OPP. STRENGTH	TEAM	ADJ.	CONF.	ADJ CONF.
Average RPI Loss:	146	RECORD	PCT. RANK	GAMES	SCHEDULE	OF SCHEDULE	RPI	RPI	RPI	RPI
DIV. I ONLY	22- 4	12	1- 0	191	147	54	54	15	15	
DIV. I NON-CONF.	10- 1	17	1- 0	59	198	23	23	13	13	
TOTALS	RPI 1-25	RPI 26-50	W-L RECORDS	RPI 51-100	RPI 101-150	RPI 150+				
22- 4	0- 0	0- 1	OVERALL	3- 1	5- 0	14- 2				
15- 1	0- 0	0- 1	HOME	2- 0	3- 0	10- 0				
7- 3	0- 0	0- 0	AWAY	1- 1	2- 0	4- 2				
0- 0	0- 0	0- 0	NEUTRAL	0- 0	0- 0	0- 0				
10- 1	0- 0	0- 1	NON-CONFERENCE	1- 0	5- 0	4- 0				
7- 1	0- 0	0- 1	HOME	1- 0	3- 0	3- 0				
3- 0	0- 0	0- 0	AWAY	0- 0	2- 0	1- 0				
0- 0	0- 0	0- 0	NEUTRAL	0- 0	0- 0	0- 0				
12- 3	0- 0	0- 0	CONFERENCE	2- 1	0- 0	10- 2				
8- 0	0- 0	0- 0	HOME	1- 0	0- 0	7- 0				
4- 3	0- 0	0- 0	AWAY	1- 1	0- 0	3- 2				
0- 0	0- 0	0- 0	NEUTRAL	0- 0	0- 0	0- 0				

RPI 1-25				RPI 26-50				RPI 51-100				Team's RPI: 54		RPI 101+			
RPI	S	Opponent	Score	RPI	S	Opponent	Score	RPI	S	Opponent	Score			RPI	S	Opponent	Score
				47	H	Auburn	76 79	56	A	Wyoming	78 75	103	A	Houston		89 84	
								79	H	SFA	74 33	113	H	Hartford		72 65	
								96	A	Fresno St.	70 77	130	H	Oklahoma		84 80	
								96	H	Fresno St.	82 73	141	A	New Mexico St.		75 50	
												141	H	New Mexico St.		83 58	
												168	H	Texas St.		82 51	
												184	A	Utah St.		68 64	
												184	H	Utah St.		74 56	
												200	A	UNLV		57 66	
												200	H	UNLV		80 77	
												224	A	Nevada		66 64	
												224	H	Nevada		85 74	
												232	H	Sacramento St.		85 53	
												240	A	San Diego St.		59 61	
												240	H	San Diego St.		70 62	
												254	A	Northern Ariz.		84 55	
												274	H	Colorado St.		70 58	
												277	H	UTEP		69 51	
												292	H	Air Force		78 57	
												302	A	San Jose St.		79 60	
												302	H	San Jose St.		110 72	
LAST 12 Division I GAMES:																	
				79	H	SFA	74 33	302	A	San Jose St.	79 60						
				113	H	Hartford	72 65	224	H	Nevada	85 74						
				47	H	Auburn	76 79	240	A	San Diego St.	59 61						
				302	H	San Jose St.	110 72	96	H	Fresno St.	82 73						
				184	H	Utah St.	74 56	184	A	Utah St.	68 64						
				96	A	Fresno St.	70 77	200	H	UNLV	80 77						

Non-Div I Games:

New Mexico

■ Loss,
■ Non-Conf, S Site,
■ Home
■ Away
N Neutral

Average RPI Win:	277	WON-LOST	WINNING	LAST 10	STRENGTH OF	OPP. STRENGTH	TEAM	ADJ.	CONF.	ADJ CONF.
Average RPI Loss:	142	RECORD	PCT. RANK	GAMES	SCHEDULE	OF SCHEDULE	RPI	RPI	RPI	RPI
DIV. I ONLY	18- 6	43	1- 0	307	334	141	141	30	30	
DIV. I NON-CONF.	6- 5	143	1- 0	167	315	149	149	30	30	
TOTALS	RPI 1-25	RPI 26-50	W-L RECORDS	RPI 51-100	RPI 101-150	RPI 150+				
18- 6	0- 0	0- 0	OVERALL	0- 3	0- 1	18- 2				
7- 2	0- 0	0- 0	HOME	0- 1	0- 0	7- 1				
10- 3	0- 0	0- 0	AWAY	0- 1	0- 1	10- 1				
1- 1	0- 0	0- 0	NEUTRAL	0- 1	0- 0	1- 0				
6- 5	0- 0	0- 0	NON-CONFERENCE	0- 3	0- 1	6- 1				
1- 2	0- 0	0- 0	HOME	0- 1	0- 0	1- 1				
4- 2	0- 0	0- 0	AWAY	0- 1	0- 1	4- 0				
1- 1	0- 0	0- 0	NEUTRAL	0- 1	0- 0	1- 0				
12- 1	0- 0	0- 0	CONFERENCE	0- 0	0- 0	12- 1				
6- 0	0- 0	0- 0	HOME	0- 0	0- 0	6- 0				
6- 1	0- 0	0- 0	AWAY	0- 0	0- 0	6- 1				
0- 0	0- 0	0- 0	NEUTRAL	0- 0	0- 0	0- 0				

RPI 1-25			RPI 26-50			RPI 51-100			RPI 101+			Team's RPI: 141			
RPI	S	Opponent	Score	RPI	S	Opponent	Score	RPI	S	Opponent	Score	RPI	S	Opponent	Score
								54	A	New Mexico	58 83	146	A	UC Riverside	64 65
								54	H	New Mexico	50 75	159	H	Abilene Christian	46 58
								100	N	South Alabama	67 68	161	H	Denver	66 64
												225	A	UTRGV	70 67
												225	H	UTRGV	71 63
												236	A	UMKC	90 86
												243	A	A&M-Corpus Christi	67 65
												252	H	California Baptist	76 69
												266	A	CSU Bakersfield	61 59
												266	H	CSU Bakersfield	61 48
												268	A	Western Mich.	66 54
												273	A	Utah Valley	72 63
												273	H	Utah Valley	58 52
												277	A	UTEP	69 65
												300	A	UC Santa Barbara	81 73
												336	A	Grand Canyon	51 54
												336	H	Grand Canyon	81 52
												344	A	Seattle U	83 72
												344	H	Seattle U	75 55
												350	A	Chicago St.	87 66
												351	N	Alcorn	82 64
LAST 12 Division I GAMES:															
				351	N	Alcorn	82 64					350	A	Chicago St.	87 66
				225	A	UTRGV	70 67					236	A	UMKC	90 86
				344	A	Seattle U	83 72					225	H	UTRGV	71 63
				273	A	Utah Valley	72 63					273	H	Utah Valley	58 52
				336	H	Grand Canyon	81 52					344	H	Seattle U	75 55
				266	H	CSU Bakersfield	61 48					266	A	CSU Bakersfield	61 59

Non-Div I Games: Tex. Permian Basin 70 38 Northern N.M. 101 51

New Mexico St.

Loss, Non-Conf, S Site, H Home A Away N Neutral

Average RPI Win:	295	WON-LOST	WINNING	LAST 10	STRENGTH OF	OPP. STRENGTH	TEAM	ADJ.	CONF.	ADJ CONF.
Average RPI Loss:	178	RECORD	PCT. RANK	GAMES	SCHEDULE	OF SCHEDULE	RPI	RPI	RPI	RPI
DIV. I ONLY	8- 14	252	0- 0	327	245	291	291	25	25	
DIV. I NON-CONF.	1- 5	311	0- 0	175	57	251	251	23	23	
TOTALS	RPI 1-25	RPI 26-50	W-L RECORDS	RPI 51-100	RPI 101-150	RPI 150+				
8- 14	0- 1	0- 1	OVERALL	0- 2	0- 1	8- 9				
4- 5	0- 0	0- 0	HOME	0- 1	0- 0	4- 4				
4- 9	0- 1	0- 1	AWAY	0- 1	0- 1	4- 5				
0- 0	0- 0	0- 0	NEUTRAL	0- 0	0- 0	0- 0				
1- 5	0- 1	0- 1	NON-CONFERENCE	0- 0	0- 1	1- 2				
0- 1	0- 0	0- 0	HOME	0- 0	0- 0	0- 1				
1- 4	0- 1	0- 1	AWAY	0- 0	0- 1	1- 1				
0- 0	0- 0	0- 0	NEUTRAL	0- 0	0- 0	0- 0				
7- 9	0- 0	0- 0	CONFERENCE	0- 2	0- 0	7- 7				
4- 4	0- 0	0- 0	HOME	0- 1	0- 0	4- 3				
3- 5	0- 0	0- 0	AWAY	0- 1	0- 0	3- 4				
0- 0	0- 0	0- 0	NEUTRAL	0- 0	0- 0	0- 0				

RPI S	Opponent	Score	RPI S	Opponent	Score	RPI S	Opponent	Score	RPI S	Opponent	Score	Team's RPI: 291
18	A Miami (FL)	38 78	34	A Rice	56 67	65	H Lamar University	57 79	125	A Pittsburgh	38 90	
						79	A SFA	38 97	159	H Abilene Christian	52 59	
									172	H Nicholls St.	62 76	
									185	A Sam Houston St.	62 86	
									186	A Xavier	45 61	
									209	A Memphis	66 59	
									243	A A&M-Corpus Christi	51 57	
									243	H A&M-Corpus Christi	56 54	
									270	H Central Ark.	60 62	
									303	A Incarnate Word	69 81	
									303	H Incarnate Word	58 55	
									306	A Southeastern La.	61 58	
									315	H La.-Monroe	44 57	
									323	A McNeese	64 60	
									323	H McNeese	88 76	
									328	A Northwestern St.	67 62	
									328	H Northwestern St.	84 73	
									337	A Houston Baptist	74 83	
LAST 12 Division I GAMES:												
185	A Sam Houston St.	62 86	303	H Incarnate Word	58 55							
323	A McNeese	64 60	328	A Northwestern St.	67 62							
306	A Southeastern La.	61 58	303	A Incarnate Word	69 81							
243	H A&M-Corpus Christi	56 54	270	H Central Ark.	60 62							
172	H Nicholls St.	62 76	243	A A&M-Corpus Christi	51 57							
328	H Northwestern St.	84 73	79	A SFA	38 97							

Non-Div I Games: Dillard 68 59 Centenary (LA) 104 42 Trinity Baptist 93 38

New Orleans

Loss, Non-Conf, S Site, H Home A Away N Neutral

Niagara

Through Games Of Feb. 27, 2019

Average RPI Win:	301	WON-LOST	WINNING	LAST 10	STRENGTH OF	OPP. STRENGTH	TEAM	ADJ.	CONF.	ADJ CONF.
Average RPI Loss:	158	RECORD	PCT. RANK	GAMES	SCHEDULE	OF SCHEDULE	RPI	RPI	RPI	RPI
DIV. I ONLY	12- 17	225	1- 0	280	244	267	267	26	26	
DIV. I NON-CONF.	4- 8	241	1- 0	184	135	255	255	27	27	
TOTALS	RPI 1-25	RPI 26-50	W-L RECORDS	RPI 51-100	RPI 101-150	RPI 150+				
12- 17	0- 2	0- 3	OVERALL	0- 1	0- 2	12- 9				
8- 6	0- 0	0- 1	HOME	0- 0	0- 1	8- 4				
3- 10	0- 2	0- 2	AWAY	0- 1	0- 0	3- 5				
1- 1	0- 0	0- 0	NEUTRAL	0- 0	0- 1	1- 0				
4- 8	0- 2	0- 1	NON-CONFERENCE	0- 1	0- 1	4- 3				
3- 2	0- 0	0- 0	HOME	0- 0	0- 0	3- 2				
0- 5	0- 2	0- 1	AWAY	0- 1	0- 0	0- 1				
1- 1	0- 0	0- 0	NEUTRAL	0- 0	0- 1	1- 0				
8- 9	0- 0	0- 2	CONFERENCE	0- 0	0- 1	8- 6				
5- 4	0- 0	0- 1	HOME	0- 0	0- 1	5- 2				
3- 5	0- 0	0- 1	AWAY	0- 0	0- 0	3- 4				
0- 0	0- 0	0- 0	NEUTRAL	0- 0	0- 0	0- 0				

RPI 1-25				RPI 26-50				RPI 51-100				RPI 101+ Team's RPI: 267			
RPI	S	Opponent	Score	RPI	S	Opponent	Score	RPI	S	Opponent	Score	RPI	S	Opponent	Score
11	A	Iowa St.	35 95	37	A	Buffalo	61 88	73	A	West Virginia	32 84	116	N	Yale	64 67
12	A	Syracuse	45 94	49	A	Quinnipiac	42 62					134	H	Marist	58 87
				49	H	Quinnipiac	55 96					180	H	Rider	64 79
												220	H	Howard	61 68
												231	A	Monmouth	54 76
												231	H	Monmouth	81 88
												237	A	Saint Joseph's	54 68
												245	H	Colgate	74 69
												250	H	Binghamton	79 72
												260	H	St. Bonaventure	48 76
												271	A	Siena	61 67
												279	A	Canisius	51 52
												279	H	Canisius	74 52
												282	A	Manhattan	58 54
												282	H	Manhattan	61 51
												293	A	Fairfield	54 55
												293	H	Fairfield	71 68
												308	N	Morgan St.	67 57
												329	A	Iona	58 46
												329	H	Iona	72 53
												330	H	Coppin St.	71 69
												341	A	Saint Peter's	75 66
												341	H	Saint Peter's	81 57
LAST 12 Division I GAMES:															
308	N	Morgan St.	67 57	279	H	Canisius	74 52								
116	N	Yale	64 67	293	A	Fairfield	54 55								
279	A	Canisius	51 52	49	A	Quinnipiac	42 62								
180	H	Rider	64 79	329	H	Iona	72 53								
231	H	Monmouth	81 88	341	H	Saint Peter's	81 57								
271	A	Siena	61 67	231	A	Monmouth	54 76								

Non-Div I Games:

Niagara

■ Loss,
 ■ Non-Conf, S Site,
 ■ Home
 ■ Away
 N Neutral

Average RPI Win:	290	WON-LOST	WINNING	LAST 10	STRENGTH OF	OPP. STRENGTH	TEAM	ADJ.	CONF.	ADJ CONF.
Average RPI Loss:	122	RECORD	PCT. RANK	GAMES	SCHEDULE	OF SCHEDULE	RPI	RPI	RPI	RPI
DIV. I ONLY	15- 10	117	0- 1	312	248	172	172	25	25	
DIV. I NON-CONF.	4- 6	212	0- 1	194	137	168	168	23	23	
TOTALS	RPI 1-25	RPI 26-50	W-L RECORDS	RPI 51-100	RPI 101-150	RPI 150+				
15- 10	0- 1	0- 1	OVERALL	0- 3	0- 1	15- 4				
7- 1	0- 0	0- 0	HOME	0- 0	0- 0	7- 1				
7- 8	0- 1	0- 1	AWAY	0- 3	0- 0	7- 3				
1- 1	0- 0	0- 0	NEUTRAL	0- 0	0- 1	1- 0				
4- 6	0- 1	0- 1	NON-CONFERENCE	0- 1	0- 1	4- 2				
1- 0	0- 0	0- 0	HOME	0- 0	0- 0	1- 0				
2- 5	0- 1	0- 1	AWAY	0- 1	0- 0	2- 2				
1- 1	0- 0	0- 0	NEUTRAL	0- 0	0- 1	1- 0				
11- 4	0- 0	0- 0	CONFERENCE	0- 2	0- 0	11- 2				
6- 1	0- 0	0- 0	HOME	0- 0	0- 0	6- 1				
5- 3	0- 0	0- 0	AWAY	0- 2	0- 0	5- 1				
0- 0	0- 0	0- 0	NEUTRAL	0- 0	0- 0	0- 0				

RPI S	Opponent	Score	RPI S	Opponent	Score	RPI S	Opponent	Score	RPI S	Opponent	Score	Team's RPI: 172
2	A Baylor	39 100	47	A Auburn	59 80	65	A Lamar University	65 78	148	N Delaware	56 71	
						66	A LSU	44 76	159	A Abilene Christian	66 76	
						79	A SFA	62 70	165	A Tulane	46 71	
									168	A Texas St.	67 72	
									185	H Sam Houston St.	84 81	
									241	N Texas Southern	58 57	
									243	H A&M-Corpus Christi	85 55	
									270	A Central Ark.	64 60	
									270	H Central Ark.	68 52	
									277	A UTEP	58 56	
									291	A New Orleans	76 62	
									303	H Incarnate Word	86 62	
									306	A Southeastern La.	73 66	
									315	A La.-Monroe	55 54	
									323	A McNeese	78 55	
									323	H McNeese	68 69	
									326	H Mississippi Val.	72 47	
									328	H Northwestern St.	97 86	
									337	A Houston Baptist	58 55	
									337	H Houston Baptist	77 54	
LAST 12 Division I GAMES:												
148	N Delaware	56 71	159	A Abilene Christian	66 76							
168	A Texas St.	67 72	291	A New Orleans	76 62							
323	A McNeese	78 55	306	A Southeastern La.	73 66							
270	H Central Ark.	68 52	65	A Lamar University	65 78							
185	H Sam Houston St.	84 81	243	H A&M-Corpus Christi	85 55							
337	A Houston Baptist	58 55	270	A Central Ark.	64 60							

Non-Div I Games: Southern-N.O. 86 49 William Carey 86 45

Nicholls St.

Loss, Non-Conf, S Site, H Home A Away N Neutral

Average RPI Win:	304	WON-LOST	WINNING	LAST 10	STRENGTH OF	OPP. STRENGTH	TEAM	ADJ.	CONF.	ADJ CONF.
Average RPI Loss:	180	RECORD	PCT. RANK	GAMES	SCHEDULE	OF SCHEDULE	RPI	RPI	RPI	RPI
DIV. I ONLY	12- 12	170	1- 0	341	317	265	265	32	32	
DIV. I NON-CONF.	3- 8	267	1- 0	288	145	305	305	32	32	
TOTALS	RPI 1-25	RPI 26-50	W-L RECORDS	RPI 51-100	RPI 101-150	RPI 150+				
12- 12	0- 0	0- 0	OVERALL	0- 1	0- 3	12- 8				
6- 4	0- 0	0- 0	HOME	0- 0	0- 0	6- 4				
5- 8	0- 0	0- 0	AWAY	0- 1	0- 3	5- 4				
1- 0	0- 0	0- 0	NEUTRAL	0- 0	0- 0	1- 0				
3- 8	0- 0	0- 0	NON-CONFERENCE	0- 1	0- 3	3- 4				
2- 2	0- 0	0- 0	HOME	0- 0	0- 0	2- 2				
0- 6	0- 0	0- 0	AWAY	0- 1	0- 3	0- 2				
1- 0	0- 0	0- 0	NEUTRAL	0- 0	0- 0	1- 0				
9- 4	0- 0	0- 0	CONFERENCE	0- 0	0- 0	9- 4				
4- 2	0- 0	0- 0	HOME	0- 0	0- 0	4- 2				
5- 2	0- 0	0- 0	AWAY	0- 0	0- 0	5- 2				
0- 0	0- 0	0- 0	NEUTRAL	0- 0	0- 0	0- 0				

RPI 1-25			RPI 26-50			RPI 51-100			RPI 101+			Team's RPI: 265
RPI	S	Opponent	Score	RPI	S	Opponent	Score	RPI	S	Opponent	Score	
						88 A Old Dominion	53 69	124 A High Point		51 83		
								128 A Wake Forest		61 63		
								139 A Lehigh		41 62		
								171 H William & Mary		44 55		
								191 H UMES		43 59		
								192 H N.C. A&T		44 49		
								204 A Ole Miss		42 60		
								206 A Bethune-Cookman		58 65		
								206 H Bethune-Cookman		57 50		
								213 N Liberty		66 53		
								215 H Campbell		49 57		
								220 A Howard		70 74		
								227 H Navy		65 58		
								287 A La Salle		52 62		
								301 A South Carolina St.		57 50		
								308 A Morgan St.		64 49		
								330 A Coppin St.		68 63		
								335 H Longwood		74 42		
								340 H N.C. Central		62 48		
								343 H Delaware St.		63 50		
								347 A Florida A&M		69 45		
								347 H Florida A&M		60 58		
								349 A Savannah St.		78 42		
LAST 12 Division I GAMES:												
213 N		Liberty	66 53	220 A		Howard	70 74					
308 A		Morgan St.	64 49	191 H		UMES	43 59					
192 H		N.C. A&T	44 49	301 A		South Carolina St.	57 50					
340 H		N.C. Central	62 48	349 A		Savannah St.	78 42					
347 A		Florida A&M	69 45	206 H		Bethune-Cookman	57 50					
206 A		Bethune-Cookman	58 65	330 A		Coppin St.	68 63					

Non-Div I Games: Cheyney 93 40 Saint Augustine's 71 38

Norfolk St.

■ Loss,
 ■ Non-Conf,
 ■ S Site,
 ■ H Home
 ■ A Away
 N Neutral

Average RPI Win:	269	WON-LOST	WINNING	LAST 10	STRENGTH OF	OPP. STRENGTH	TEAM	ADJ.	CONF.	ADJ CONF.
Average RPI Loss:	174	RECORD	PCT. RANK	GAMES	SCHEDULE	OF SCHEDULE	RPI	RPI	RPI	RPI
DIV. I ONLY	14- 6	69	0- 0	343	263	177	177	24	24	
DIV. I NON-CONF.	5- 1	37	0- 0	351	206	192	192	26	26	
TOTALS	RPI 1-25	RPI 26-50	W-L RECORDS	RPI 51-100	RPI 101-150	RPI 150+				
14- 6	0- 0	0- 0	OVERALL	0- 2	0- 0	14- 4				
6- 2	0- 0	0- 0	HOME	0- 1	0- 0	6- 1				
6- 4	0- 0	0- 0	AWAY	0- 1	0- 0	6- 3				
2- 0	0- 0	0- 0	NEUTRAL	0- 0	0- 0	2- 0				
5- 1	0- 0	0- 0	NON-CONFERENCE	0- 0	0- 0	5- 1				
1- 0	0- 0	0- 0	HOME	0- 0	0- 0	1- 0				
2- 1	0- 0	0- 0	AWAY	0- 0	0- 0	2- 1				
2- 0	0- 0	0- 0	NEUTRAL	0- 0	0- 0	2- 0				
9- 5	0- 0	0- 0	CONFERENCE	0- 2	0- 0	9- 3				
5- 2	0- 0	0- 0	HOME	0- 1	0- 0	5- 1				
4- 3	0- 0	0- 0	AWAY	0- 1	0- 0	4- 2				
0- 0	0- 0	0- 0	NEUTRAL	0- 0	0- 0	0- 0				

RPI 1-25				RPI 26-50				RPI 51-100				RPI 101+ Team's RPI: 177					
RPI	S	Opponent	Score	RPI	S	Opponent	Score	RPI	S	Opponent	Score	RPI	S	Opponent	Score		
								69	A	FGCU	51	76	186	A	Xavier	81	94
								69	H	FGCU	52	68	193	A	Vanderbilt	74	71
													207	A	Stetson	59	69
													207	H	Stetson	71	55
													213	H	Liberty	57	61
													228	A	Jacksonville	62	59
													228	H	Jacksonville	68	59
													230	N	Southeast Mo. St.	80	67
													251	A	North Florida	70	64
													251	H	North Florida	77	62
													258	H	Alabama St.	68	42
													297	A	Kennesaw St.	72	74
													297	H	Kennesaw St.	80	55
													320	A	NJIT	77	54
													320	H	NJIT	72	60
													324	A	Lipscomb	81	60
													326	A	Mississippi Val.	86	72
													338	N	Western Caro.	89	66
LAST 12 Division I GAMES:																	
				228	H	Jacksonville	68	59					324	A	Lipscomb	81	60
				207	A	Stetson	59	69					320	A	NJIT	77	54
				297	A	Kennesaw St.	72	74					297	H	Kennesaw St.	80	55
				213	H	Liberty	57	61					207	H	Stetson	71	55
				251	H	North Florida	77	62					228	A	Jacksonville	62	59
				69	A	FGCU	51	76					320	H	NJIT	72	60

Non-Div I Games: Stillman 99 43 Martin Methodist 79 48 Lane 98 57 Blue Mountain (MS) 70 42
North Ala.

North Carolina

Through Games Of Feb. 27, 2019

Average RPI Win:	101	WON-LOST	WINNING	LAST 10	STRENGTH OF	OPP. STRENGTH	TEAM	ADJ.	CONF.	ADJ CONF.
Average RPI Loss:	53	RECORD	PCT. RANK	GAMES	SCHEDULE	OF SCHEDULE	RPI	RPI	RPI	RPI
DIV. I ONLY	17- 12	128	0- 1	8	12	31	31	1	1	
DIV. I NON-CONF.	9- 5	104	0- 0	32	68	46	46	1	1	
TOTALS	RPI 1-25	RPI 26-50	W-L RECORDS	RPI 51-100	RPI 101-150	RPI 150+				
17- 12	2- 6	4- 1	OVERALL	3- 3	5- 1	3- 1				
10- 4	1- 2	1- 0	HOME	2- 2	4- 0	2- 0				
4- 6	1- 3	1- 0	AWAY	1- 1	0- 1	1- 1				
3- 2	0- 1	2- 1	NEUTRAL	0- 0	1- 0	0- 0				
9- 5	0- 1	2- 1	NON-CONFERENCE	1- 2	3- 0	3- 1				
5- 1	0- 0	0- 0	HOME	1- 1	2- 0	2- 0				
1- 2	0- 0	0- 0	AWAY	0- 1	0- 0	1- 1				
3- 2	0- 1	2- 1	NEUTRAL	0- 0	1- 0	0- 0				
8- 7	2- 5	2- 0	CONFERENCE	2- 1	2- 1	0- 0				
5- 3	1- 2	1- 0	HOME	1- 1	2- 0	0- 0				
3- 4	1- 3	1- 0	AWAY	1- 0	0- 1	0- 0				
0- 0	0- 0	0- 0	NEUTRAL	0- 0	0- 0	0- 0				

RPI 1-25				RPI 26-50				Team's RPI: 31		RPI 51-100				RPI 101+			
RPI	S	Opponent	Score	RPI	S	Opponent	Score		RPI	S	Opponent	Score	RPI	S	Opponent	Score	
1	H	Notre Dame	78 73	32	N	UCLA	83 49		58	A	Virginia Tech	81 69	107	H	VCU	59 47	
3	A	Louisville	66 73	34	N	Rice	71 50		61	H	Maine	73 85	117	H	Boston College	93 78	
7	A	NC State	64 51	41	H	Georgia Tech	91 90		74	H	Kent St.	73 60	122	H	UNCW	82 55	
7	H	NC State	69 74	42	A	Clemson	70 64		78	A	Ohio St.	69 76	123	N	South Fla.	71 69	
12	A	Syracuse	77 90	47	N	Auburn	81 86		83	H	Duke	69 85	125	A	Pittsburgh	78 91	
15	N	Kentucky	75 85						95	H	Virginia	70 53	128	H	Wake Forest	84 61	
18	A	Miami (FL)	68 76										164	A	Colorado	74 86	
21	H	Florida St.	63 64										217	A	Elon	100 69	

Non-Div I Games:

North Carolina

■ Loss,
■ Non-Conf, S Site,
■ Home
■ Away
N Neutral

North Dakota

Through Games Of Feb. 27, 2019

Average RPI Win:	280	WON-LOST	WINNING	LAST 10	STRENGTH OF	OPP. STRENGTH	TEAM	ADJ.	CONF.	ADJ CONF.
Average RPI Loss:	142	RECORD	PCT. RANK	GAMES	SCHEDULE	OF SCHEDULE	RPI	RPI	RPI	RPI
DIV. I ONLY	9- 17	260	0- 1	248	165	255	255	19	19	
DIV. I NON-CONF.	4- 8	241	0- 0	231	96	203	203	19	19	
TOTALS	RPI 1-25	RPI 26-50	W-L RECORDS	RPI 51-100	RPI 101-150	RPI 150+				
9- 17	0- 2	0- 3	OVERALL	0- 1	0- 1	9- 10				
3- 6	0- 0	0- 2	HOME	0- 0	0- 0	3- 4				
4- 11	0- 2	0- 1	AWAY	0- 1	0- 1	4- 6				
2- 0	0- 0	0- 0	NEUTRAL	0- 0	0- 0	2- 0				
4- 8	0- 2	0- 0	NON-CONFERENCE	0- 1	0- 1	4- 4				
0- 1	0- 0	0- 0	HOME	0- 0	0- 0	0- 1				
2- 7	0- 2	0- 0	AWAY	0- 1	0- 1	2- 3				
2- 0	0- 0	0- 0	NEUTRAL	0- 0	0- 0	2- 0				
5- 9	0- 0	0- 3	CONFERENCE	0- 0	0- 0	5- 6				
3- 5	0- 0	0- 2	HOME	0- 0	0- 0	3- 3				
2- 4	0- 0	0- 1	AWAY	0- 0	0- 0	2- 3				
0- 0	0- 0	0- 0	NEUTRAL	0- 0	0- 0	0- 0				

RPI 1-25				RPI 26-50				RPI 51-100				RPI 101+ Team's RPI: 255			
RPI	S	Opponent	Score	RPI	S	Opponent	Score	RPI	S	Opponent	Score	RPI	S	Opponent	Score
11	A	Iowa St.	35 87	29	A	South Dakota St.	58 81	90	A	UNI	60 64	127	A	Penn St.	68 75
12	A	Syracuse	49 85	29	H	South Dakota St.	48 66					160	A	Illinois St.	55 67
				33	H	South Dakota	50 80					161	A	Denver	66 87
												161	H	Denver	91 92
												166	A	Oral Roberts	75 67
												166	H	Oral Roberts	58 80
												194	H	Milwaukee	46 64
												207	A	Stetson	63 74
												226	A	Massachusetts	59 52
												235	A	Western Ill.	90 111
												235	H	Western Ill.	80 92
												248	A	Rhode Island	63 77
												249	N	San Francisco	100 97
												268	N	Western Mich.	62 50
												314	A	Valparaiso	62 56
												317	A	North Dakota St.	57 69
												317	H	North Dakota St.	70 58
												322	A	Omaha	69 68
												322	H	Omaha	68 57
												334	H	Purdue Fort Wayne	79 60
LAST 12 Division I GAMES:															
161	H	Denver	91 92	33	H	South Dakota	50 80								
166	H	Oral Roberts	58 80	317	A	North Dakota St.	57 69								
29	A	South Dakota St.	58 81	29	H	South Dakota St.	48 66								
317	H	North Dakota St.	70 58	235	H	Western Ill.	80 92								
322	A	Omaha	69 68	322	H	Omaha	68 57								
235	A	Western Ill.	90 111	161	A	Denver	66 87								

Non-Div I Games: Mayville St. 84 50

North Dakota

Loss, Non-Conf, S Site, H Home A Away N Neutral

Average RPI Win:	295	WON-LOST	WINNING	LAST 10	STRENGTH OF	OPP. STRENGTH	TEAM	ADJ.	CONF.	ADJ CONF.
Average RPI Loss:	163	RECORD	PCT. RANK	GAMES	SCHEDULE	OF SCHEDULE	RPI	RPI	RPI	RPI
DIV. I ONLY	6- 19	300	1- 0	275	198	317	317	19	19	
DIV. I NON-CONF.	2- 9	297	0- 0	294	205	330	330	19	19	
TOTALS	RPI 1-25	RPI 26-50	W-L RECORDS	RPI 51-100	RPI 101-150	RPI 150+				
6- 19	0- 0	0- 3	OVERALL	0- 2	0- 1	6- 13				
5- 7	0- 0	0- 2	HOME	0- 0	0- 1	5- 4				
1- 10	0- 0	0- 1	AWAY	0- 2	0- 0	1- 7				
0- 2	0- 0	0- 0	NEUTRAL	0- 0	0- 0	0- 2				
2- 9	0- 0	0- 0	NON-CONFERENCE	0- 2	0- 1	2- 6				
1- 3	0- 0	0- 0	HOME	0- 0	0- 1	1- 2				
1- 4	0- 0	0- 0	AWAY	0- 2	0- 0	1- 2				
0- 2	0- 0	0- 0	NEUTRAL	0- 0	0- 0	0- 2				
4- 10	0- 0	0- 3	CONFERENCE	0- 0	0- 0	4- 7				
4- 4	0- 0	0- 2	HOME	0- 0	0- 0	4- 2				
0- 6	0- 0	0- 1	AWAY	0- 0	0- 0	0- 5				
0- 0	0- 0	0- 0	NEUTRAL	0- 0	0- 0	0- 0				

RPI S	Opponent	Score	RPI S	Opponent	Score	RPI S	Opponent	Score	RPI S	Opponent	Score	Team's RPI: 317
29	A South Dakota St.	33 86	29	H South Dakota St.	48 88	93	A Pacific	68 75	105	H Creighton	51 86	
33	H South Dakota	41 67				99	A Northern Ill.	63 81	161	A Denver	54 81	
									161	H Denver	67 87	
									166	A Oral Roberts	72 101	
									166	H Oral Roberts	54 65	
									176	N North Texas	78 92	
									183	A Wisconsin	53 64	
									194	H Milwaukee	55 57	
									207	A Stetson	59 60	
									235	A Western Ill.	70 82	
									235	H Western Ill.	68 60	
									236	H UMKC	59 69	
									249	N San Francisco	42 75	
									255	A North Dakota	58 70	
									255	H North Dakota	69 57	
									312	H New Hampshire	56 51	
									314	A Valparaiso	51 48	
									322	A Omaha	61 78	
									322	H Omaha	55 48	
									334	H Purdue Fort Wayne	70 54	
LAST 12 Division I GAMES:												
322	H Omaha	55 48	166	A Oral Roberts	72 101							
29	H South Dakota St.	48 88	29	A South Dakota St.	33 86							
166	H Oral Roberts	54 65	255	H North Dakota	69 57							
161	H Denver	67 87	161	A Denver	54 81							
255	A North Dakota	58 70	235	H Western Ill.	68 60							
235	A Western Ill.	70 82	322	A Omaha	61 78							

Non-Div I Games: Mayville St. 49 43

North Dakota St.

Loss, Non-Conf, S Site, H Home A Away N Neutral

North Florida

Through Games Of Feb. 27, 2019

Average RPI Win:	286	WON-LOST	WINNING	LAST 10	STRENGTH OF	OPP. STRENGTH	TEAM	ADJ.	CONF.	ADJ CONF.
Average RPI Loss:	170	RECORD	PCT. RANK	GAMES	SCHEDULE	OF SCHEDULE	RPI	RPI	RPI	RPI
DIV. I ONLY	11- 13	202	1- 0	297	270	251	251	24	24	
DIV. I NON-CONF.	3- 6	241	0- 0	309	255	317	317	26	26	
TOTALS	RPI 1-25	RPI 26-50	W-L RECORDS	RPI 51-100	RPI 101-150	RPI 150+				
11- 13	0- 1	0- 0	OVERALL	0- 3	0- 0	11- 9				
7- 4	0- 0	0- 0	HOME	0- 1	0- 0	7- 3				
4- 9	0- 1	0- 0	AWAY	0- 2	0- 0	4- 6				
0- 0	0- 0	0- 0	NEUTRAL	0- 0	0- 0	0- 0				
3- 6	0- 1	0- 0	NON-CONFERENCE	0- 1	0- 0	3- 4				
3- 1	0- 0	0- 0	HOME	0- 0	0- 0	3- 1				
0- 5	0- 1	0- 0	AWAY	0- 1	0- 0	0- 3				
0- 0	0- 0	0- 0	NEUTRAL	0- 0	0- 0	0- 0				
8- 7	0- 0	0- 0	CONFERENCE	0- 2	0- 0	8- 5				
4- 3	0- 0	0- 0	HOME	0- 1	0- 0	4- 2				
4- 4	0- 0	0- 0	AWAY	0- 1	0- 0	4- 3				
0- 0	0- 0	0- 0	NEUTRAL	0- 0	0- 0	0- 0				

RPI 1-25				RPI 26-50				RPI 51-100				RPI 101+				Team's RPI: 251	
RPI	S	Opponent	Score	RPI	S	Opponent	Score	RPI	S	Opponent	Score	RPI	S	Opponent	Score		
21	A	Florida St.	53 74					53	A	Indiana	52 75	177	A	North Ala.	62 77		
								69	A	FGCU	48 80	177	H	North Ala.	64 70		
								69	H	FGCU	66 105	204	A	Ole Miss	69 82		
												206	A	Bethune-Cookman	60 76		
												207	A	Stetson	75 62		
												207	H	Stetson	71 57		
												213	A	Liberty	53 69		
												213	H	Liberty	66 54		
												228	A	Jacksonville	63 75		
												228	H	Jacksonville	72 80		
												274	A	Colorado St.	59 61		
												289	H	Alabama A&M	62 63		
												294	H	Charleston So.	82 76		
												297	A	Kennesaw St.	71 60		
												297	H	Kennesaw St.	74 66		
												313	H	FIU	62 53		
												320	A	NJIT	78 59		
												324	A	Lipscomb	68 53		
												324	H	Lipscomb	72 66		
												347	H	Florida A&M	64 53		
LAST 12 Division I GAMES:																	
				207	A	Stetson	75 62					324	H	Lipscomb	72 66		
				213	H	Liberty	66 54					297	A	Kennesaw St.	71 60		
				228	A	Jacksonville	63 75					69	A	FGCU	48 80		
				320	A	NJIT	78 59					228	H	Jacksonville	72 80		
				297	H	Kennesaw St.	74 66					213	A	Liberty	53 69		
				177	A	North Ala.	62 77					207	H	Stetson	71 57		

Non-Div I Games: Warner 67 36 Trinity Baptist 99 40

North Florida

Loss, Non-Conf, S Site, H Home A Away N Neutral

North Texas

Through Games Of Feb. 27, 2019

Average RPI Win: 225	WON-LOST	WINNING	LAST 10	STRENGTH OF	OPP. STRENGTH	TEAM	ADJ.	CONF.	ADJ CONF.
Average RPI Loss: 112	RECORD	PCT. RANK	GAMES	SCHEDULE	OF SCHEDULE	RPI	RPI	RPI	RPI
DIV. I ONLY	11- 12	192	0- 1	131	135	176	176	14	14
DIV. I NON-CONF.	4- 5	190	0- 0	196	117	227	227	17	17
TOTALS	RPI 1-25	RPI 26-50	W-L RECORDS	RPI 51-100	RPI 101-150	RPI 150+			
11- 12	0- 0	0- 4	OVERALL	1- 3	2- 1	8- 4			
7- 5	0- 0	0- 2	HOME	1- 1	1- 0	5- 2			
3- 6	0- 0	0- 2	AWAY	0- 1	1- 1	2- 2			
1- 1	0- 0	0- 0	NEUTRAL	0- 1	0- 0	1- 0			
4- 5	0- 0	0- 2	NON-CONFERENCE	1- 1	0- 0	3- 2			
3- 2	0- 0	0- 1	HOME	1- 0	0- 0	2- 1			
0- 2	0- 0	0- 1	AWAY	0- 0	0- 0	0- 1			
1- 1	0- 0	0- 0	NEUTRAL	0- 1	0- 0	1- 0			
7- 7	0- 0	0- 2	CONFERENCE	0- 2	2- 1	5- 2			
4- 3	0- 0	0- 1	HOME	0- 1	1- 0	3- 1			
3- 4	0- 0	0- 1	AWAY	0- 1	1- 1	2- 1			
0- 0	0- 0	0- 0	NEUTRAL	0- 0	0- 0	0- 0			

RPI 1-25				RPI 26-50				RPI 51-100				RPI 101+				Team's RPI: 176	
RPI	S	Opponent	Score	RPI	S	Opponent	Score	RPI	S	Opponent	Score	RPI	S	Opponent	Score		
				27	H	Texas	54 64	56	N	Wyoming	49 53	102	A	UAB	60 70		
				34	A	Rice	52 64	59	A	Middle Tenn.	46 61	118	H	Charlotte	68 63		
				34	H	Rice	47 59	70	H	Missouri St.	83 76	120	A	Western Ky.	76 67		
				35	A	Kansas St.	42 60	88	H	Old Dominion	71 72	174	A	Louisiana Tech	65 54		
												182	A	Southern Miss.	62 48		
												184	H	Utah St.	41 57		
												201	A	Marshall	55 67		
												211	A	SMU	66 73		
												266	H	CSU Bakersfield	71 59		
												277	H	UTEP	70 51		
												304	H	Fla. Atlantic	82 62		
												307	H	UTSA	54 57		
												313	H	FIU	75 50		
												317	N	North Dakota St.	92 78		
												337	H	Houston Baptist	100 75		
LAST 12 Division I GAMES:																	
				34	H	Rice	47 59	88	H	Old Dominion	71 72						
				313	H	FIU	75 50	59	A	Middle Tenn.	46 61						
				304	H	Fla. Atlantic	82 62	102	A	UAB	60 70						
				120	A	Western Ky.	76 67	34	A	Rice	52 64						
				201	A	Marshall	55 67	307	H	UTSA	54 57						
				118	H	Charlotte	68 63	277	H	UTEP	70 51						

Non-Div I Games: Mid-Amer. Christian82 35 Xavier (LA) 59 46 Okla. Panhandle 93 52

North Texas

Loss, Non-Conf, S Site, H Home A Away N Neutral

Northeastern

Through Games Of Feb. 27, 2019

Average RPI Win:	189	WON-LOST	WINNING	LAST 10	STRENGTH OF	OPP. STRENGTH	TEAM	ADJ.	CONF.	ADJ CONF.
Average RPI Loss:	115	RECORD	PCT. RANK	GAMES	SCHEDULE	OF SCHEDULE	RPI	RPI	RPI	RPI
DIV. I ONLY	15- 10	117	0- 1	116	143	115	115	10	10	
DIV. I NON-CONF.	10- 1	17	0- 0	174	220	32	32	10	10	
TOTALS	RPI 1-25	RPI 26-50	W-L RECORDS	RPI 51-100	RPI 101-150	RPI 150+				
15- 10	0- 0	0- 2	OVERALL	1- 2	5- 4	9- 2				
10- 3	0- 0	0- 1	HOME	1- 1	3- 0	6- 1				
5- 7	0- 0	0- 1	AWAY	0- 1	2- 4	3- 1				
0- 0	0- 0	0- 0	NEUTRAL	0- 0	0- 0	0- 0				
10- 1	0- 0	0- 0	NON-CONFERENCE	1- 0	3- 1	6- 0				
6- 0	0- 0	0- 0	HOME	1- 0	1- 0	4- 0				
4- 1	0- 0	0- 0	AWAY	0- 0	2- 1	2- 0				
0- 0	0- 0	0- 0	NEUTRAL	0- 0	0- 0	0- 0				
5- 9	0- 0	0- 2	CONFERENCE	0- 2	2- 3	3- 2				
4- 3	0- 0	0- 1	HOME	0- 1	2- 0	2- 1				
1- 6	0- 0	0- 1	AWAY	0- 1	0- 3	1- 1				
0- 0	0- 0	0- 0	NEUTRAL	0- 0	0- 0	0- 0				

RPI S	Opponent	Score	RPI S	Opponent	Score	RPI S	Opponent	Score	RPI S	Opponent	Score	Team's RPI: 115
36	A James Madison	49 84	36	H James Madison	51 58	61	H Maine	63 55	108	A Towson	83 88	
						64	A Drexel	45 76	108	H Towson	77 68	
						64	H Drexel	59 61	109	H Fordham	58 54	
									114	A Providence	65 59	
									121	A Dayton	84 79	
									122	A UNCW	70 83	
									134	A Marist	84 90	
									148	A Delaware	63 77	
									148	H Delaware	75 62	
									158	H Boston U.	81 51	
									171	H William & Mary	88 74	
									217	H Elon	79 71	
									218	A Florida	79 66	
									219	A Hofstra	61 78	
									219	H Hofstra	62 63	
									226	H Massachusetts	53 52	
									288	A Col. of Charleston	87 56	
									292	H Air Force	54 41	
									293	A Fairfield	59 50	
									312	H New Hampshire	69 54	
LAST 12 Division I GAMES:												
219	H Hofstra	62 63	288	A Col. of Charleston	87 56							
64	A Drexel	45 76	219	A Hofstra	61 78							
148	A Delaware	63 77	148	H Delaware	75 62							
108	H Towson	77 68	64	H Drexel	59 61							
36	H James Madison	51 58	36	A James Madison	49 84							
122	A UNCW	70 83	108	A Towson	83 88							

Non-Div I Games:

Northeastern

■ Loss,
 ■ Non-Conf,
 ■ S Site,
 ■ H Home
 ■ A Away
 N Neutral

Average RPI Win:	228	WON-LOST	WINNING	LAST 10	STRENGTH OF	OPP. STRENGTH	TEAM	ADJ.	CONF.	ADJ CONF.
Average RPI Loss:	153	RECORD	PCT. RANK	GAMES	SCHEDULE	OF SCHEDULE	RPI	RPI	RPI	RPI
DIV. I ONLY	9- 17	260	0- 1	238	146	254	254	16	16	
DIV. I NON-CONF.	4- 5	190	0- 1	241	113	198	198	12	12	
TOTALS	RPI 1-25	RPI 26-50	W-L RECORDS	RPI 51-100	RPI 101-150	RPI 150+				
9- 17	0- 0	0- 0	OVERALL	2- 5	1- 4	6- 8				
4- 6	0- 0	0- 0	HOME	1- 3	0- 1	3- 2				
5- 10	0- 0	0- 0	AWAY	1- 2	1- 3	3- 5				
0- 1	0- 0	0- 0	NEUTRAL	0- 0	0- 0	0- 1				
4- 5	0- 0	0- 0	NON-CONFERENCE	1- 2	1- 0	2- 3				
2- 1	0- 0	0- 0	HOME	1- 1	0- 0	1- 0				
2- 3	0- 0	0- 0	AWAY	0- 1	1- 0	1- 2				
0- 1	0- 0	0- 0	NEUTRAL	0- 0	0- 0	0- 1				
5- 12	0- 0	0- 0	CONFERENCE	1- 3	0- 4	4- 5				
2- 5	0- 0	0- 0	HOME	0- 2	0- 1	2- 2				
3- 7	0- 0	0- 0	AWAY	1- 1	0- 3	2- 3				
0- 0	0- 0	0- 0	NEUTRAL	0- 0	0- 0	0- 0				

RPI S	Opponent	Score	RPI S	Opponent	Score	RPI S	Opponent	Score	RPI S	Opponent	Score	Team's RPI: 254
						54	H New Mexico	55 84	110	A Loyola Marymount	63 62	
						75	A Arizona	47 71	112	A Northern Colo.	53 63	
						89	A Idaho	72 90	126	A Portland St.	55 72	
						89	H Idaho	69 86	126	H Portland St.	59 74	
						91	A Idaho St.	81 77	136	A Montana St.	70 80	
						91	H Idaho St.	69 80	155	A Washington	59 81	
						96	H Fresno St.	86 73	169	A Montana	62 78	
									187	A Eastern Wash.	76 81	
									187	H Eastern Wash.	62 64	
									211	N SMU	48 55	
									232	A Sacramento St.	61 65	
									232	H Sacramento St.	71 69	
									252	H California Baptist	91 88	
									274	A Colorado St.	54 65	
									285	A Southern Utah	78 69	
									285	H Southern Utah	76 82	
									319	A Weber St.	75 64	
									319	H Weber St.	74 64	
									344	A Seattle U	65 58	
LAST 12 Division I GAMES:												
			211	N SMU	48 55		91	A Idaho St.	81 77			
			187	A Eastern Wash.	76 81		187	H Eastern Wash.	62 64			
			89	A Idaho	72 90		89	H Idaho	69 86			
			232	H Sacramento St.	71 69		285	A Southern Utah	78 69			
			126	H Portland St.	59 74		112	A Northern Colo.	53 63			
			319	A Weber St.	75 64		126	A Portland St.	55 72			

Non-Div I Games:

Northern Ariz.

■ Loss,
■ Non-Conf, S Site,
■ Home
■ Away
N Neutral

Average RPI Win: 183	WON-LOST	WINNING	LAST 10	STRENGTH OF	OPP. STRENGTH	TEAM	ADJ.	CONF.	ADJ CONF.
Average RPI Loss: 165	RECORD	PCT. RANK	GAMES	SCHEDULE	OF SCHEDULE	RPI	RPI	RPI	RPI
DIV. I ONLY	17- 8	75	1- 0	207	115	112	112	16	16
DIV. I NON-CONF.	5- 4	139	0- 0	282	30	150	150	12	12
TOTALS	RPI 1-25	RPI 26-50	W-L RECORDS	RPI 51-100	RPI 101-150	RPI 150+			
17- 8	0- 0	0- 1	OVERALL	3- 1	2- 2	12- 4			
9- 3	0- 0	0- 0	HOME	2- 0	1- 1	6- 2			
8- 5	0- 0	0- 1	AWAY	1- 1	1- 1	6- 2			
0- 0	0- 0	0- 0	NEUTRAL	0- 0	0- 0	0- 0			
5- 4	0- 0	0- 1	NON-CONFERENCE	0- 1	0- 0	5- 2			
3- 0	0- 0	0- 0	HOME	0- 0	0- 0	3- 0			
2- 4	0- 0	0- 1	AWAY	0- 1	0- 0	2- 2			
0- 0	0- 0	0- 0	NEUTRAL	0- 0	0- 0	0- 0			
12- 4	0- 0	0- 0	CONFERENCE	3- 0	2- 2	7- 2			
6- 3	0- 0	0- 0	HOME	2- 0	1- 1	3- 2			
6- 1	0- 0	0- 0	AWAY	1- 0	1- 1	4- 0			
0- 0	0- 0	0- 0	NEUTRAL	0- 0	0- 0	0- 0			

RPI S	Opponent	Score	RPI S	Opponent	Score	RPI S	Opponent	Score	RPI S	Opponent	Score	Team's RPI: 112
28	A BYU	50 70	66	A LSU	57 62	126	A Portland St.	66 85				
			89	A Idaho	86 72	126	H Portland St.	79 63				
			89	H Idaho	77 72	136	A Montana St.	84 73				
			91	H Idaho St.	60 56	136	H Montana St.	66 79				
						161	H Denver	74 66				
						162	H Chattanooga	68 65				
						164	A Colorado	69 77				
						169	A Montana	73 62				
						169	H Montana	79 61				
						187	A Eastern Wash.	67 62				
						187	H Eastern Wash.	72 76				
						211	H SMU	58 57				
						232	A Sacramento St.	71 61				
						232	H Sacramento St.	82 69				
						249	A San Francisco	68 63				
						254	H Northern Ariz.	63 53				
						274	A Colorado St.	53 47				
						285	A Southern Utah	71 44				
						292	A Air Force	57 69				
						319	H Weber St.	54 55				
LAST 12 Division I GAMES:												
169	H Montana	79 61	254	H Northern Ariz.	63 53							
89	H Idaho	77 72	285	A Southern Utah	71 44							
187	H Eastern Wash.	72 76	91	H Idaho St.	60 56							
232	A Sacramento St.	71 61	319	H Weber St.	54 55							
126	A Portland St.	66 85	136	H Montana St.	66 79							
136	A Montana St.	84 73	169	A Montana	73 62							

Non-Div I Games:

Northern Colo.

■ Loss,
 ■ Non-Conf, S Site,
 ■ Home
 ■ Away
 N Neutral

Average RPI Win:	206	WON-LOST	WINNING	LAST 10	STRENGTH OF	OPP. STRENGTH	TEAM	ADJ.	CONF.	ADJ CONF.
Average RPI Loss:	63	RECORD	PCT. RANK	GAMES	SCHEDULE	OF SCHEDULE	RPI	RPI	RPI	RPI
DIV. I ONLY	17- 10	103	1- 0	124	100	99	99	7	7	
DIV. I NON-CONF.	8- 4	91	1- 0	272	142	139	139	9	9	
TOTALS	RPI 1-25	RPI 26-50	W-L RECORDS	RPI 51-100	RPI 101-150	RPI 150+				
17- 10	0- 3	1- 3	OVERALL	2- 2	2- 0	12- 2				
12- 2	0- 1	1- 1	HOME	2- 0	2- 0	7- 0				
3- 8	0- 2	0- 2	AWAY	0- 2	0- 0	3- 2				
2- 0	0- 0	0- 0	NEUTRAL	0- 0	0- 0	2- 0				
8- 4	0- 1	0- 0	NON-CONFERENCE	1- 1	1- 0	6- 2				
6- 0	0- 0	0- 0	HOME	1- 0	1- 0	4- 0				
0- 4	0- 1	0- 0	AWAY	0- 1	0- 0	0- 2				
2- 0	0- 0	0- 0	NEUTRAL	0- 0	0- 0	2- 0				
9- 6	0- 2	1- 3	CONFERENCE	1- 1	1- 0	6- 0				
6- 2	0- 1	1- 1	HOME	1- 0	1- 0	3- 0				
3- 4	0- 1	0- 2	AWAY	0- 1	0- 0	3- 0				
0- 0	0- 0	0- 0	NEUTRAL	0- 0	0- 0	0- 0				

RPI 1-25				RPI 26-50				RPI 51-100 Team's RPI: 99				RPI 101+			
RPI	S	Opponent	Score	RPI	S	Opponent	Score	RPI	S	Opponent	Score	RPI	S	Opponent	Score
11	A	Iowa St.	60 70	37	A	Buffalo	64 93	53	A	Indiana	73 91	116	H	Yale	89 80
24	A	Central Mich.	52 76	39	H	Ohio	53 69	74	A	Kent St.	78 87	140	H	Akron	70 59
24	H	Central Mich.	66 89	48	A	Miami (OH)	45 70	86	H	Toledo	54 52	151	A	Southern Ill.	73 82
				48	H	Miami (OH)	82 71	90	H	UNI	70 59	169	A	Montana	70 86
												205	A	Eastern Mich.	68 65
												205	H	Eastern Mich.	70 60
												210	A	Ball St.	93 83
												223	A	Bowling Green	66 52
												223	H	Bowling Green	88 47
												224	N	Nevada	98 69
												235	N	Western Ill.	86 61
												268	H	Western Mich.	77 64
												272	H	Brown	109 102
												295	H	Eastern Ill.	78 59
												317	H	North Dakota St.	81 63
												350	H	Chicago St.	114 52
LAST 12 Division I GAMES:															
224	N	Nevada	98 69	48	A	Miami (OH)	45 70								
90	H	UNI	70 59	210	A	Ball St.	93 83								
11	A	Iowa St.	60 70	223	H	Bowling Green	88 47								
205	H	Eastern Mich.	70 60	205	A	Eastern Mich.	68 65								
24	A	Central Mich.	52 76	268	H	Western Mich.	77 64								
86	H	Toledo	54 52	37	A	Buffalo	64 93								

Non-Div I Games:

Northern Ill.

Average RPI Win:	256	WON-LOST	WINNING	LAST 10	STRENGTH OF	OPP. STRENGTH	TEAM	ADJ.	CONF.	ADJ CONF.
Average RPI Loss:	130	RECORD	PCT. RANK	GAMES	SCHEDULE	OF SCHEDULE	RPI	RPI	RPI	RPI
DIV. I ONLY	8- 17	270	1- 0	120	217	253	253	21	21	
DIV. I NON-CONF.	0- 9	336	0- 0	46	149	286	286	18	18	
TOTALS	RPI 1-25	RPI 26-50	W-L RECORDS	RPI 51-100	RPI 101-150	RPI 150+				
8- 17	0- 1	0- 0	OVERALL	0- 6	2- 5	6- 5				
7- 4	0- 0	0- 0	HOME	0- 3	2- 0	5- 1				
1- 10	0- 1	0- 0	AWAY	0- 3	0- 3	1- 3				
0- 3	0- 0	0- 0	NEUTRAL	0- 0	0- 2	0- 1				
0- 9	0- 1	0- 0	NON-CONFERENCE	0- 2	0- 3	0- 3				
0- 2	0- 0	0- 0	HOME	0- 1	0- 0	0- 1				
0- 4	0- 1	0- 0	AWAY	0- 1	0- 1	0- 1				
0- 3	0- 0	0- 0	NEUTRAL	0- 0	0- 2	0- 1				
8- 8	0- 0	0- 0	CONFERENCE	0- 4	2- 2	6- 2				
7- 2	0- 0	0- 0	HOME	0- 2	2- 0	5- 0				
1- 6	0- 0	0- 0	AWAY	0- 2	0- 2	1- 2				
0- 0	0- 0	0- 0	NEUTRAL	0- 0	0- 0	0- 0				

RPI 1-25				RPI 26-50				RPI 51-100				RPI 101+ Team's RPI: 253			
RPI	S	Opponent	Score	RPI	S	Opponent	Score	RPI	S	Opponent	Score	RPI	S	Opponent	Score
3	A	Louisville	59 92					57	H	Belmont	53 71	101	N	Pepperdine	46 51
								62	A	Wright St.	56 78	114	A	Providence	43 48
								62	H	Wright St.	55 61	119	A	Youngstown St.	66 77
								74	A	Kent St.	61 62	119	H	Youngstown St.	65 62
								76	A	Green Bay	42 70	133	A	IUPUI	48 70
								76	H	Green Bay	61 81	133	H	IUPUI	60 57
												140	N	Akron	60 77
												160	H	Illinois St.	53 58
												194	A	Milwaukee	38 59
												194	H	Milwaukee	55 54
												263	A	Austin Peay	48 52
												284	A	Cleveland St.	47 76
												284	H	Cleveland St.	74 55
												287	N	La Salle	56 74
												309	H	Oakland	72 50
												333	H	Detroit Mercy	68 56
												339	A	UIC	67 49
												339	H	UIC	78 44
LAST 12 Division I GAMES:															
284	H	Cleveland St.	74 55	133	H	IUPUI	60 57								
119	H	Youngstown St.	65 62	309	H	Oakland	72 50								
62	A	Wright St.	56 78	333	H	Detroit Mercy	68 56								
194	A	Milwaukee	38 59	119	A	Youngstown St.	66 77								
76	A	Green Bay	42 70	284	A	Cleveland St.	47 76								
339	H	UIC	78 44	62	H	Wright St.	55 61								

Non-Div I Games: Alderson Broadus 73 32

Northern Ky.

■ Loss,
 ■ Non-Conf,
 ■ S Site,
 ■ Home
 ■ A Away
 N Neutral

Northwestern

Through Games Of Feb. 27, 2019

Average RPI Win:	155	WON-LOST	WINNING	LAST 10	STRENGTH OF	OPP. STRENGTH	TEAM	ADJ.	CONF.	ADJ CONF.
Average RPI Loss:	70	RECORD	PCT. RANK	GAMES	SCHEDULE	OF SCHEDULE	RPI	RPI	RPI	RPI
DIV. I ONLY	16- 12	135	0- 1	104	44	111	111	5	5	
DIV. I NON-CONF.	7- 4	108	0- 1	252	40	158	158	6	6	
TOTALS	RPI 1-25	RPI 26-50	W-L RECORDS	RPI 51-100	RPI 101-150	RPI 150+				
16- 12	0- 3	1- 2	OVERALL	6- 3	2- 4	7- 0				
10- 5	0- 1	1- 0	HOME	3- 2	2- 2	4- 0				
5- 6	0- 2	0- 2	AWAY	3- 1	0- 1	2- 0				
1- 1	0- 0	0- 0	NEUTRAL	0- 0	0- 1	1- 0				
7- 4	0- 2	0- 0	NON-CONFERENCE	2- 0	1- 2	4- 0				
4- 2	0- 1	0- 0	HOME	1- 0	1- 1	2- 0				
2- 1	0- 1	0- 0	AWAY	1- 0	0- 0	1- 0				
1- 1	0- 0	0- 0	NEUTRAL	0- 0	0- 1	1- 0				
9- 8	0- 1	1- 2	CONFERENCE	4- 3	1- 2	3- 0				
6- 3	0- 0	1- 0	HOME	2- 2	1- 1	2- 0				
3- 5	0- 1	0- 2	AWAY	2- 1	0- 1	1- 0				
0- 0	0- 0	0- 0	NEUTRAL	0- 0	0- 0	0- 0				

RPI 1-25				RPI 26-50				RPI 51-100				RPI 101+ Team's RPI: 111			
RPI	S	Opponent	Score	RPI	S	Opponent	Score	RPI	S	Opponent	Score	RPI	S	Opponent	Score
10	H	Marquette	57 76	26	A	Rutgers	41 45	53	A	Indiana	75 69	106	A	Minnesota	64 73
13	A	Maryland	57 72	40	H	Michigan St.	70 62	53	H	Indiana	69 49	106	H	Minnesota	54 61
25	A	DePaul	60 76	45	A	Michigan	78 79	76	A	Green Bay	57 55	125	H	Pittsburgh	49 52
								77	A	Purdue	58 61	127	H	Penn St.	78 63
								77	H	Purdue	54 57	132	H	UT Martin	90 64
								78	H	Ohio St.	76 59	148	N	Kansas	57 66
								83	H	Duke	84 58	183	H	Wisconsin	72 46
								85	A	Nebraska	58 54	212	A	Illinois	64 56
								85	H	Nebraska	64 71	212	H	Illinois	68 45
												218	A	Florida	83 74
												246	N	Wichita St.	65 43
												339	H	UIC	87 44
												350	H	Chicago St.	97 35
LAST 12 Division I GAMES:															
148	N	Kansas	57 66	13	A	Maryland	57 72								
53	H	Indiana	69 49	78	H	Ohio St.	76 59								
85	H	Nebraska	64 71	106	H	Minnesota	54 61								
77	A	Purdue	58 61	212	A	Illinois	64 56								
127	H	Penn St.	78 63	85	A	Nebraska	58 54								
106	A	Minnesota	64 73	183	H	Wisconsin	72 46								

Non-Div I Games:

Northwestern

■ Loss,
■ Non-Conf, S Site,
■ Home
■ Away
N Neutral

Average RPI Win:	328	WON-LOST	WINNING	LAST 10	STRENGTH OF	OPP. STRENGTH	TEAM	ADJ.	CONF.	ADJ CONF.
Average RPI Loss:	178	RECORD	PCT. RANK	GAMES	SCHEDULE	OF SCHEDULE	RPI	RPI	RPI	RPI
DIV. I ONLY	5- 17	308	0- 0	309	266	328	328	25	25	
DIV. I NON-CONF.	1- 6	318	0- 0	304	117	340	340	23	23	
TOTALS	RPI 1-25	RPI 26-50	W-L RECORDS	RPI 51-100	RPI 101-150	RPI 150+				
5- 17	0- 0	0- 1	OVERALL	0- 4	0- 2	5- 10				
4- 5	0- 0	0- 0	HOME	0- 2	0- 0	4- 3				
1- 12	0- 0	0- 1	AWAY	0- 2	0- 2	1- 7				
0- 0	0- 0	0- 0	NEUTRAL	0- 0	0- 0	0- 0				
1- 6	0- 0	0- 1	NON-CONFERENCE	0- 1	0- 2	1- 2				
1- 1	0- 0	0- 0	HOME	0- 0	0- 0	1- 1				
0- 5	0- 0	0- 1	AWAY	0- 1	0- 2	0- 1				
0- 0	0- 0	0- 0	NEUTRAL	0- 0	0- 0	0- 0				
4- 11	0- 0	0- 0	CONFERENCE	0- 3	0- 0	4- 8				
3- 4	0- 0	0- 0	HOME	0- 2	0- 0	3- 2				
1- 7	0- 0	0- 0	AWAY	0- 1	0- 0	1- 6				
0- 0	0- 0	0- 0	NEUTRAL	0- 0	0- 0	0- 0				

RPI 1-25			RPI 26-50			RPI 51-100			RPI 101+ Team's RPI: 328		
RPI	S	Opponent	Score	RPI	S	Opponent	Score	RPI	S	Opponent	Score
				27	A	Texas	66 104	65	H	Lamar University	70 94
								79	A	SFA	56 84
								79	H	SFA	67 87
								87	A	Arkansas	53 98
										Oklahoma	56 93
										Alabama	73 87
										Abilene Christian	63 72
										Nicholls St.	86 97
										Southern Miss.	54 69
										Sam Houston St.	55 66
										A&M-Corpus Christi	55 79
										Central Ark.	52 74
										New Orleans	73 84
										New Orleans	62 67
										Incarinate Word	91 100
										Southeastern La.	58 47
										La.-Monroe	55 63
										McNeese	89 73
										McNeese	82 63
										Houston Baptist	63 46
										Alcorn	78 65
LAST 12 Division I GAMES:											
303	A	Incarinate Word	91 100	270	A	Central Ark.	52 74				
337	H	Houston Baptist	63 46	291	H	New Orleans	62 67				
79	H	SFA	67 87	306	H	Southeastern La.	58 47				
65	H	Lamar University	70 94	185	A	Sam Houston St.	55 66				
323	A	McNeese	89 73	159	H	Abilene Christian	63 72				
291	A	New Orleans	73 84	79	A	SFA	56 84				

Non-Div I Games: Loyola (LA) 71 66 Central Baptist 82 56 LeTourneau 100 40 Centenary (LA) 94 51 Northwestern St.

Average RPI Win:	65	WON-LOST	WINNING	LAST 10	STRENGTH OF	OPP. STRENGTH	TEAM	ADJ.	CONF.	ADJ CONF.
Average RPI Loss:	18	RECORD	PCT. RANK	GAMES	SCHEDULE	OF SCHEDULE	RPI	RPI	RPI	RPI
DIV. I ONLY	26- 3	5	1- 0	1	2	1	1	1	1	1
DIV. I NON-CONF.	13- 1	9	1- 0	1	7	1	1	1	1	1
TOTALS	RPI 1-25	RPI 26-50	W-L RECORDS	RPI 51-100	RPI 101-150	RPI 150+				
26- 3	10- 2	4- 1	OVERALL	5- 0	6- 0	1- 0				
13- 1	3- 1	1- 0	HOME	3- 0	5- 0	1- 0				
10- 2	4- 1	3- 1	AWAY	2- 0	1- 0	0- 0				
3- 0	3- 0	0- 0	NEUTRAL	0- 0	0- 0	0- 0				
13- 1	6- 1	1- 0	NON-CONFERENCE	3- 0	2- 0	1- 0				
6- 1	1- 1	0- 0	HOME	2- 0	2- 0	1- 0				
4- 0	2- 0	1- 0	AWAY	1- 0	0- 0	0- 0				
3- 0	3- 0	0- 0	NEUTRAL	0- 0	0- 0	0- 0				
13- 2	4- 1	3- 1	CONFERENCE	2- 0	4- 0	0- 0				
7- 0	2- 0	1- 0	HOME	1- 0	3- 0	0- 0				
6- 2	2- 1	2- 1	AWAY	1- 0	1- 0	0- 0				
0- 0	0- 0	0- 0	NEUTRAL	0- 0	0- 0	0- 0				

RPI	S	Opponent	Score	RPI	S	Opponent	Score	RPI	S	Opponent	Score	RPI	S	Opponent	Score
3	H	Louisville	82 68	31	A	North Carolina	73 78	58	A	Virginia Tech	80 51	117	A	Boston College	97 47
6	H	UConn	71 89	41	A	Georgia Tech	76 55	72	H	Penn	75 55	117	H	Boston College	92 63
7	A	NC State	95 72	41	H	Georgia Tech	90 50	81	H	Harvard	103 58	120	H	Western Ky.	94 53
8	H	Iowa	105 71	42	A	Clemson	101 63	83	H	Duke	89 61	125	H	Pittsburgh	100 44
10	A	Marquette	87 63	44	A	Tennessee	77 62	86	A	Toledo	72 56	128	H	Wake Forest	78 48
12	A	Syracuse	98 68									139	H	Lehigh	95 68
14	N	Gonzaga	81 65									250	H	Binghamton	103 53
18	A	Miami (FL)	65 72												
20	N	Oregon St.	91 81												
21	H	Florida St.	97 70												
23	N	Drake	82 64												
25	A	DePaul	101 77												
LAST 12 Division I GAMES:															
20	N	Oregon St.	91 81	21	H	Florida St.	97 70								
23	N	Drake	82 64	18	A	Miami (FL)	65 72								
12	A	Syracuse	98 68	41	H	Georgia Tech	90 50								
83	H	Duke	89 61	42	A	Clemson	101 63								
7	A	NC State	95 72	31	A	North Carolina	73 78								
117	A	Boston College	97 47	44	A	Tennessee	77 62								

Non-Div I Games:

Notre Dame

Average RPI Win:	321	WON-LOST	WINNING	LAST 10	STRENGTH OF	OPP. STRENGTH	TEAM	ADJ.	CONF.	ADJ CONF.
Average RPI Loss:	141	RECORD	PCT. RANK	GAMES	SCHEDULE	OF SCHEDULE	RPI	RPI	RPI	RPI
DIV. I ONLY	4- 21	328	0- 1	170	203	309	309	21	21	
DIV. I NON-CONF.	1- 8	322	0- 0	28	98	241	241	18	18	
TOTALS	RPI 1-25	RPI 26-50	W-L RECORDS	RPI 51-100	RPI 101-150	RPI 150+				
4- 21	0- 1	0- 2	OVERALL	0- 5	0- 5	4- 8				
3- 8	0- 0	0- 2	HOME	0- 2	0- 2	3- 2				
1- 12	0- 1	0- 0	AWAY	0- 3	0- 2	1- 6				
0- 1	0- 0	0- 0	NEUTRAL	0- 0	0- 1	0- 0				
1- 8	0- 1	0- 2	NON-CONFERENCE	0- 2	0- 1	1- 2				
1- 3	0- 0	0- 2	HOME	0- 1	0- 0	1- 0				
0- 4	0- 1	0- 0	AWAY	0- 1	0- 0	0- 2				
0- 1	0- 0	0- 0	NEUTRAL	0- 0	0- 1	0- 0				
3- 13	0- 0	0- 0	CONFERENCE	0- 3	0- 4	3- 6				
2- 5	0- 0	0- 0	HOME	0- 1	0- 2	2- 2				
1- 8	0- 0	0- 0	AWAY	0- 2	0- 2	1- 4				
0- 0	0- 0	0- 0	NEUTRAL	0- 0	0- 0	0- 0				

RPI 1-25				RPI 26-50				RPI 51-100				RPI 101+				Team's RPI: 309	
RPI	S	Opponent	Score	RPI	S	Opponent	Score	RPI	S	Opponent	Score	RPI	S	Opponent	Score		
24	A	Central Mich.	61 104	40	H	Michigan St.	58 102	53	H	Indiana	32 59	119	A	Youngstown St.	61 76		
				45	H	Michigan	59 85	62	A	Wright St.	58 69	119	H	Youngstown St.	55 69		
								74	A	Kent St.	65 75	133	A	IUPUI	53 82		
								76	A	Green Bay	32 72	133	H	IUPUI	70 76		
								76	H	Green Bay	53 77	140	N	Akron	65 85		
												156	A	Bradley	64 73		
												160	A	Illinois St.	56 62		
												194	A	Milwaukee	53 83		
												194	H	Milwaukee	52 79		
												253	A	Northern Ky.	50 72		
												279	H	Canisius	71 60		
												284	A	Cleveland St.	90 98		
												284	H	Cleveland St.	62 64		
												333	A	Detroit Mercy	76 65		
												333	H	Detroit Mercy	74 67		
												339	A	UIC	65 69		
												339	H	UIC	74 57		
LAST 12 Division I GAMES:																	
194	A	Milwaukee	53 83	119	A	Youngstown St.	61 76										
76	A	Green Bay	32 72	253	A	Northern Ky.	50 72										
339	H	UIC	74 57	62	A	Wright St.	58 69										
133	H	IUPUI	70 76	76	H	Green Bay	53 77										
333	A	Detroit Mercy	76 65	194	H	Milwaukee	52 79										
284	A	Cleveland St.	90 98	133	A	IUPUI	53 82										

Non-Div I Games: Grace Bible (MI) 94 48 Rochester College 64 46

Oakland

Loss, Non-Conf, S Site, H Home A Away N Neutral

Average RPI Win:	171	WON-LOST	WINNING	LAST 10	STRENGTH OF	OPP. STRENGTH	TEAM	ADJ.	CONF.	ADJ CONF.
Average RPI Loss:	49	RECORD	PCT. RANK	GAMES	SCHEDULE	OF SCHEDULE	RPI	RPI	RPI	RPI
DIV. I ONLY	22- 4	12	0- 1	127	89	39	39	7	7	
DIV. I NON-CONF.	11- 0	1	0- 0	274	187	42	42	9	9	
TOTALS	RPI 1-25	RPI 26-50	W-L RECORDS	RPI 51-100	RPI 101-150	RPI 150+				
22- 4	1- 1	1- 2	OVERALL	6- 1	3- 0	11- 0				
11- 3	0- 1	0- 2	HOME	2- 0	2- 0	7- 0				
9- 1	1- 0	1- 0	AWAY	3- 1	1- 0	3- 0				
2- 0	0- 0	0- 0	NEUTRAL	1- 0	0- 0	1- 0				
11- 0	0- 0	0- 0	NON-CONFERENCE	3- 0	2- 0	6- 0				
6- 0	0- 0	0- 0	HOME	1- 0	1- 0	4- 0				
3- 0	0- 0	0- 0	AWAY	1- 0	1- 0	1- 0				
2- 0	0- 0	0- 0	NEUTRAL	1- 0	0- 0	1- 0				
11- 4	1- 1	1- 2	CONFERENCE	3- 1	1- 0	5- 0				
5- 3	0- 1	0- 2	HOME	1- 0	1- 0	3- 0				
6- 1	1- 0	1- 0	AWAY	2- 1	0- 0	2- 0				
0- 0	0- 0	0- 0	NEUTRAL	0- 0	0- 0	0- 0				

RPI S	Opponent	Score	RPI S	Opponent	Score	Team's RPI: 39	RPI S	Opponent	Score	RPI S	Opponent	Score
24	A Central Mich.	78 75	37	A Buffalo	74 71		65	N Lamar University	87 62	122	H UNCW	95 72
24	H Central Mich.	70 88	37	H Buffalo	43 73		71	A American	77 67	133	A IUPUI	73 66
			48	H Miami (OH)	61 67		74	A Kent St.	69 67	140	H Akron	92 70
							74	H Kent St.	83 81	205	H Eastern Mich.	85 44
							77	H Purdue	80 73	210	A Ball St.	90 75
							86	A Toledo	50 76	210	H Ball St.	94 62
							99	A Northern Ill.	69 53	223	A Bowling Green	82 79
										250	H Binghamton	86 49
										260	N St. Bonaventure	70 53
										268	H Western Mich.	70 56
										276	A Richmond	109 58
										284	H Cleveland St.	72 54
										327	H Eastern Ky.	100 60
										330	H Coppin St.	87 62
LAST 12 Division I GAMES:												
37	H Buffalo	43 73	210	H Ball St.	94 62							
74	A Kent St.	69 67	48	H Miami (OH)	61 67							
268	H Western Mich.	70 56	223	A Bowling Green	82 79							
86	A Toledo	50 76	99	A Northern Ill.	69 53							
24	A Central Mich.	78 75	205	H Eastern Mich.	85 44							
140	H Akron	92 70	74	H Kent St.	83 81							

Non-Div I Games:

Ohio

■ Loss,
■ Non-Conf,
■ S Site,
■ H Home
■ A Away
N Neutral

Average RPI Win: 122		WON-LOST	WINNING	LAST 10	STRENGTH OF	OPP. STRENGTH	TEAM	ADJ.	CONF.	ADJ CONF.
Average RPI Loss: 62		RECORD	PCT. RANK	GAMES	SCHEDULE	OF SCHEDULE	RPI	RPI	RPI	RPI
DIV. I ONLY		13- 12	162	1- 0	31	25	78	78	5	5
DIV. I NON-CONF.		4- 5	190	0- 0	123	8	187	187	6	6
TOTALS		RPI 1-25	RPI 26-50		W-L RECORDS		RPI 51-100	RPI 101-150	RPI 150+	
13- 12	0- 4	4- 1		OVERALL		2- 4	3- 2	4- 1		
9- 4	0- 2	2- 0		HOME		2- 1	1- 1	4- 0		
4- 6	0- 2	2- 1		AWAY		0- 1	2- 1	0- 1		
0- 2	0- 0	0- 0		NEUTRAL		0- 2	0- 0	0- 0		
4- 5	0- 1	1- 0		NON-CONFERENCE		1- 2	0- 1	2- 1		
4- 1	0- 0	1- 0		HOME		1- 0	0- 1	2- 0		
0- 2	0- 1	0- 0		AWAY		0- 0	0- 0	0- 1		
0- 2	0- 0	0- 0		NEUTRAL		0- 2	0- 0	0- 0		
9- 7	0- 3	3- 1		CONFERENCE		1- 2	3- 1	2- 0		
5- 3	0- 2	1- 0		HOME		1- 1	1- 0	2- 0		
4- 4	0- 1	2- 1		AWAY		0- 1	2- 1	0- 0		
0- 0	0- 0	0- 0		NEUTRAL		0- 0	0- 0	0- 0		

RPI	S	Opponent	Score	RPI	S	Opponent	Score	RPI	S	Opponent	Score	RPI	S	Opponent	Score
6	A	UConn	53 85	26	A	Rutgers	59 39	52	N	Butler	53 66	106	A	Minnesota	65 55
8	H	Iowa	52 78	31	H	North Carolina	76 69	53	H	Indiana	55 50	111	A	Northwestern	59 76
13	A	Maryland	69 75	40	A	Michigan St.	77 70	58	N	Virginia Tech	73 81	123	H	South Fla.	47 71
13	H	Maryland	57 70	40	H	Michigan St.	65 55	77	A	Purdue	42 60	127	A	Penn St.	76 71
				45	A	Michigan	58 62	84	H	Cincinnati	69 56	127	H	Penn St.	78 73
								85	H	Nebraska	69 78	155	A	Washington	59 69
												183	H	Wisconsin	70 68
												212	H	Illinois	78 70
												218	H	Florida	46 41
												333	H	Detroit Mercy	55 41
LAST 12 Division I GAMES:															
40	A	Michigan St.	77 70	212	H	Illinois	78 70								
183	H	Wisconsin	70 68	106	A	Minnesota	65 55								
26	A	Rutgers	59 39	13	H	Maryland	57 70								
8	H	Iowa	52 78	45	A	Michigan	58 62								
127	H	Penn St.	78 73	127	A	Penn St.	76 71								
111	A	Northwestern	59 76	40	H	Michigan St.	65 55								

Non-Div I Games:

Ohio St.

■ Loss,
■ Non-Conf,
■ S Site,
■ H Home
■ A Away
N Neutral

Oklahoma

Through Games Of Feb. 27, 2019

Average RPI Win:	178	WON-LOST	WINNING	LAST 10	STRENGTH OF	OPP. STRENGTH	TEAM	ADJ.	CONF.	ADJ CONF.
Average RPI Loss:	50	RECORD	PCT. RANK	GAMES	SCHEDULE	OF SCHEDULE	RPI	RPI	RPI	RPI
DIV. I ONLY	8- 19	276	0- 1	7	29	130	130	3	3	
DIV. I NON-CONF.	4- 7	228	0- 1	30	77	148	148	3	3	
TOTALS	RPI 1-25	RPI 26-50	W-L RECORDS	RPI 51-100	RPI 101-150	RPI 150+				
8- 19	0- 6	0- 7	OVERALL	1- 2	4- 4	3- 0				
6- 7	0- 4	0- 2	HOME	0- 1	4- 0	2- 0				
2- 10	0- 2	0- 4	AWAY	1- 1	0- 3	1- 0				
0- 2	0- 0	0- 1	NEUTRAL	0- 0	0- 1	0- 0				
4- 7	0- 2	0- 2	NON-CONFERENCE	0- 1	1- 2	3- 0				
3- 2	0- 2	0- 0	HOME	0- 0	1- 0	2- 0				
1- 3	0- 0	0- 1	AWAY	0- 1	0- 1	1- 0				
0- 2	0- 0	0- 1	NEUTRAL	0- 0	0- 1	0- 0				
4- 12	0- 4	0- 5	CONFERENCE	1- 1	3- 2	0- 0				
3- 5	0- 2	0- 2	HOME	0- 1	3- 0	0- 0				
1- 7	0- 2	0- 3	AWAY	1- 0	0- 2	0- 0				
0- 0	0- 0	0- 0	NEUTRAL	0- 0	0- 0	0- 0				

RPI 1-25				RPI 26-50				RPI 51-100				RPI 101+ Team's RPI: 130			
RPI	S	Opponent	Score	RPI	S	Opponent	Score	RPI	S	Opponent	Score	RPI	S	Opponent	Score
2	A	Baylor	53 87	27	A	Texas	63 73	54	A	New Mexico	80 84	102	N	UAB	84 89
2	H	Baylor	53 74	27	H	Texas	67 76	73	A	West Virginia	80 69	120	H	Western Ky.	90 83
6	H	UConn	63 72	35	A	Kansas St.	56 86	73	H	West Virginia	55 66	123	A	South Fla.	70 87
11	A	Iowa St.	78 104	35	H	Kansas St.	75 83					129	A	Oklahoma St.	74 84
11	H	Iowa St.	70 91	42	N	Clemson	62 74					129	H	Oklahoma St.	75 66
25	H	DePaul	76 87	43	A	TCU	71 86					144	H	Texas Tech	66 61
				47	A	Auburn	79 95					148	A	Kansas	79 88
LAST 12 Division I GAMES:															
		42	N	Clemson	62	74				35	H	Kansas St.	75	83	
		129	H	Oklahoma St.	75	66				129	A	Oklahoma St.	74	84	
		73	A	West Virginia	80	69				27	H	Texas	67	76	
		11	H	Iowa St.	70	91				148	A	Kansas	79	88	
		2	A	Baylor	53	87				2	H	Baylor	53	74	
		148	H	Kansas	78	67				43	A	TCU	71	86	

Non-Div I Games:

Oklahoma

■ Loss,
■ Non-Conf,
■ S Site,
■ H Home
■ A Away
N Neutral

Average RPI Win:	182	WON-LOST	WINNING	LAST 10	STRENGTH OF	OPP. STRENGTH	TEAM	ADJ.	CONF.	ADJ CONF.
Average RPI Loss:	50	RECORD	PCT. RANK	GAMES	SCHEDULE	OF SCHEDULE	RPI	RPI	RPI	RPI
DIV. I ONLY	14- 13	168	0- 1	81	34	129	129	3	3	
DIV. I NON-CONF.	9- 2	43	0- 0	251	162	100	100	3	3	
TOTALS	RPI 1-25	RPI 26-50	W-L RECORDS	RPI 51-100	RPI 101-150	RPI 150+				
14- 13	0- 3	1- 6	OVERALL	0- 2	5- 2	8- 0				
12- 5	0- 2	1- 2	HOME	0- 1	4- 0	7- 0				
2- 8	0- 1	0- 4	AWAY	0- 1	1- 2	1- 0				
0- 0	0- 0	0- 0	NEUTRAL	0- 0	0- 0	0- 0				
9- 2	0- 0	0- 2	NON-CONFERENCE	0- 0	1- 0	8- 0				
8- 1	0- 0	0- 1	HOME	0- 0	1- 0	7- 0				
1- 1	0- 0	0- 1	AWAY	0- 0	0- 0	1- 0				
0- 0	0- 0	0- 0	NEUTRAL	0- 0	0- 0	0- 0				
5- 11	0- 3	1- 4	CONFERENCE	0- 2	4- 2	0- 0				
4- 4	0- 2	1- 1	HOME	0- 1	3- 0	0- 0				
1- 7	0- 1	0- 3	AWAY	0- 1	1- 2	0- 0				
0- 0	0- 0	0- 0	NEUTRAL	0- 0	0- 0	0- 0				

RPI 1-25				RPI 26-50				RPI 51-100				RPI 101+ Team's RPI: 129			
RPI	S	Opponent	Score	RPI	S	Opponent	Score	RPI	S	Opponent	Score	RPI	S	Opponent	Score
2	H	Baylor	58 66	27	A	Texas	51 60	73	A	West Virginia	58 67	130	A	Oklahoma	66 75
11	A	Iowa St.	67 89	27	H	Texas	55 61	73	H	West Virginia	54 77	130	H	Oklahoma	84 74
11	H	Iowa St.	71 84	32	A	UCLA	59 71					144	A	Texas Tech	78 90
				35	A	Kansas St.	48 59					144	H	Texas Tech	65 57
				43	A	TCU	55 69					146	H	UC Riverside	76 51
				43	H	TCU	75 71					148	A	Kansas	72 62
				44	H	Tennessee	63 76					148	H	Kansas	72 52
												166	H	Oral Roberts	89 69
												168	H	Texas St.	66 55
												175	H	Arkansas St.	62 60
												203	H	Grambling	86 40
												208	H	Prairie View	70 50
												246	A	Wichita St.	60 47
												286	H	Samford	82 62
												337	H	Houston Baptist	77 44
LAST 12 Division I GAMES:															
130	A	Oklahoma	66 75	130	H	Oklahoma	84 74								
148	H	Kansas	72 52	43	A	TCU	55 69								
73	H	West Virginia	54 77	2	H	Baylor	58 66								
11	A	Iowa St.	67 89	11	H	Iowa St.	71 84								
27	H	Texas	55 61	35	A	Kansas St.	48 59								
144	A	Texas Tech	78 90	148	A	Kansas	72 62								

Non-Div I Games:

Oklahoma St.

Average RPI Win:	207	WON-LOST	WINNING	LAST 10	STRENGTH OF	OPP. STRENGTH	TEAM	ADJ.	CONF.	ADJ CONF.
Average RPI Loss:	94	RECORD	PCT. RANK	GAMES	SCHEDULE	OF SCHEDULE	RPI	RPI	RPI	RPI
DIV. I ONLY	17- 9	88	0- 1	106	156	88	88	14	14	
DIV. I NON-CONF.	9- 3	61	0- 1	68	200	44	44	17	17	
TOTALS	RPI 1-25	RPI 26-50	W-L RECORDS	RPI 51-100	RPI 101-150	RPI 150+				
17- 9	0- 1	0- 1	OVERALL	2- 2	1- 4	14- 1				
9- 3	0- 0	0- 0	HOME	1- 1	1- 2	7- 0				
6- 5	0- 1	0- 1	AWAY	1- 0	0- 2	5- 1				
2- 1	0- 0	0- 0	NEUTRAL	0- 1	0- 0	2- 0				
9- 3	0- 1	0- 0	NON-CONFERENCE	1- 2	1- 0	7- 0				
4- 1	0- 0	0- 0	HOME	0- 1	1- 0	3- 0				
3- 1	0- 1	0- 0	AWAY	1- 0	0- 0	2- 0				
2- 1	0- 0	0- 0	NEUTRAL	0- 1	0- 0	2- 0				
8- 6	0- 0	0- 1	CONFERENCE	1- 0	0- 4	7- 1				
5- 2	0- 0	0- 0	HOME	1- 0	0- 2	4- 0				
3- 4	0- 0	0- 1	AWAY	0- 0	0- 2	3- 1				
0- 0	0- 0	0- 0	NEUTRAL	0- 0	0- 0	0- 0				

RPI 1-25			RPI 26-50			RPI 51-100			Team's RPI: 88	RPI 101+		
RPI	S	Opponent	Score	RPI	S	Opponent	Score	RPI	S	Opponent	Score	
7	A	NC State	56 85	34	A	Rice	42 48	55	N	Saint Mary's (CA)	65 83	102 H UAB 61 69
								59	H	Middle Tenn.	70 65	107 H VCU 60 57
								84	A	Cincinnati	76 72	118 A Charlotte 59 69
								95	H	Virginia	67 73	118 H Charlotte 53 60
										120 A Western Ky.	60 75	120 A Western Ky. 60 75
										154 N Tennessee Tech	80 73	154 N Tennessee Tech 80 73
										165 A Tulane	56 48	165 A Tulane 56 48
										171 H William & Mary	83 69	171 H William & Mary 83 69
										174 A Louisiana Tech	70 59	174 A Louisiana Tech 70 59
										176 A North Texas	72 71	176 A North Texas 72 71
										182 A Southern Miss.	53 50	182 A Southern Miss. 53 50
										201 A Marshall	48 57	201 A Marshall 48 57
										215 A Campbell	83 59	215 A Campbell 83 59
										228 N Jacksonville	78 76	228 N Jacksonville 78 76
										265 H Norfolk St.	69 53	265 H Norfolk St. 69 53
										277 H UTEP	78 59	277 H UTEP 78 59
										304 H Fla. Atlantic	87 53	304 H Fla. Atlantic 87 53
										307 H UTSA	72 47	307 H UTSA 72 47
										313 H FIU	95 68	313 H FIU 95 68
										330 H Coppin St.	81 51	330 H Coppin St. 81 51
LAST 12 Division I GAMES:												
		55 N Saint Mary's (CA)	65 83			176 A North Texas	72 71					
		118 H Charlotte	53 60			307 H UTSA	72 47					
		118 A Charlotte	59 69			277 H UTEP	78 59					
		59 H Middle Tenn.	70 65			182 A Southern Miss.	53 50					
		102 H UAB	61 69			174 A Louisiana Tech	70 59					
		34 A Rice	42 48			313 H FIU	95 68					

Non-Div I Games:

Old Dominion

■ Loss,
■ Non-Conf,
■ S Site,
■ H Home
■ A Away
N Neutral

Average RPI Win:	221	WON-LOST	WINNING	LAST 10	STRENGTH OF	OPP. STRENGTH	TEAM	ADJ.	CONF.	ADJ CONF.
Average RPI Loss:	79	RECORD	PCT. RANK	GAMES	SCHEDULE	OF SCHEDULE	RPI	RPI	RPI	RPI
DIV. I ONLY	9- 19	269	0- 1	62	79	204	204	4	4	
DIV. I NON-CONF.	6- 8	199	0- 0	152	230	250	250	5	5	
TOTALS	RPI 1-25	RPI 26-50	W-L RECORDS	RPI 51-100	RPI 101-150	RPI 150+				
9- 19	1- 5	0- 3	OVERALL	0- 6	0- 2	8- 3				
8- 9	0- 2	0- 2	HOME	0- 3	0- 1	8- 1				
1- 7	1- 2	0- 1	AWAY	0- 2	0- 0	0- 2				
0- 3	0- 1	0- 0	NEUTRAL	0- 1	0- 1	0- 0				
6- 8	0- 1	0- 1	NON-CONFERENCE	0- 2	0- 2	6- 2				
6- 4	0- 0	0- 1	HOME	0- 1	0- 1	6- 1				
0- 1	0- 0	0- 0	AWAY	0- 0	0- 0	0- 1				
0- 3	0- 1	0- 0	NEUTRAL	0- 1	0- 1	0- 0				
3- 11	1- 4	0- 2	CONFERENCE	0- 4	0- 0	2- 1				
2- 5	0- 2	0- 1	HOME	0- 2	0- 0	2- 0				
1- 6	1- 2	0- 1	AWAY	0- 2	0- 0	0- 1				
0- 0	0- 0	0- 0	NEUTRAL	0- 0	0- 0	0- 0				

RPI 1-25				RPI 26-50				RPI 51-100				RPI 101+ Team's RPI: 204			
RPI	S	Opponent	Score	RPI	S	Opponent	Score	RPI	S	Opponent	Score	RPI	S	Opponent	Score
6	N	UConn	50 90	30	A	Missouri	55 78	66	H	LSU	41 55	104	N	St. John's (NY)	59 64
9	A	Mississippi St.	49 80	43	H	TCU	50 55	77	N	Purdue	59 70	133	H	IUPUI	58 66
9	H	Mississippi St.	66 80	47	H	Auburn	51 64	87	A	Arkansas	61 73	170	H	Temple	62 55
15	A	Kentucky	55 49					87	H	Arkansas	55 85	174	A	Louisiana Tech	71 80
17	A	South Carolina	42 76					97	H	Troy	54 71	193	A	Vanderbilt	68 80
22	H	Texas A&M	60 72					98	A	Georgia	56 78	193	H	Vanderbilt	65 60
												202	H	Jacksonville St.	49 60
												218	H	Florida	76 66
												251	H	North Florida	82 69
												261	H	Louisiana	79 57
												265	H	Norfolk St.	60 42
												268	H	Western Mich.	69 66
												349	H	Savannah St.	74 51
LAST 12 Division I GAMES:															
87	A	Arkansas	61 73	47	H	Auburn	51 64								
9	H	Mississippi St.	66 80	9	A	Mississippi St.	49 80								
98	A	Georgia	56 78	193	A	Vanderbilt	68 80								
193	H	Vanderbilt	65 60	218	H	Florida	76 66								
17	A	South Carolina	42 76	15	A	Kentucky	55 49								
22	H	Texas A&M	60 72	66	H	LSU	41 55								

Non-Div I Games:

Ole Miss

■ Loss,
■ Non-Conf,
■ S Site,
■ H Home
■ A Away
N Neutral

Average RPI Win:	323	WON-LOST	WINNING	LAST 10	STRENGTH OF	OPP. STRENGTH	TEAM	ADJ.	CONF.	ADJ CONF.
Average RPI Loss:	156	RECORD	PCT. RANK	GAMES	SCHEDULE	OF SCHEDULE	RPI	RPI	RPI	RPI
DIV. I ONLY	6- 19	300	1- 0	286	242	322	322	19	19	
DIV. I NON-CONF.	4- 7	228	1- 0	281	288	282	282	19	19	
TOTALS	RPI 1-25	RPI 26-50	W-L RECORDS	RPI 51-100	RPI 101-150	RPI 150+				
6- 19	0- 0	0- 5	OVERALL	0- 1	0- 3	6- 10				
4- 8	0- 0	0- 2	HOME	0- 0	0- 1	4- 5				
1- 10	0- 0	0- 3	AWAY	0- 1	0- 2	1- 4				
1- 1	0- 0	0- 0	NEUTRAL	0- 0	0- 0	1- 1				
4- 7	0- 0	0- 1	NON-CONFERENCE	0- 1	0- 3	4- 2				
2- 2	0- 0	0- 0	HOME	0- 0	0- 1	2- 1				
1- 4	0- 0	0- 1	AWAY	0- 1	0- 2	1- 0				
1- 1	0- 0	0- 0	NEUTRAL	0- 0	0- 0	1- 1				
2- 12	0- 0	0- 4	CONFERENCE	0- 0	0- 0	2- 8				
2- 6	0- 0	0- 2	HOME	0- 0	0- 0	2- 4				
0- 6	0- 0	0- 2	AWAY	0- 0	0- 0	0- 4				
0- 0	0- 0	0- 0	NEUTRAL	0- 0	0- 0	0- 0				

RPI S	Opponent	Score	RPI S	Opponent	Score	RPI S	Opponent	Score	RPI S	Opponent	Score	Team's RPI: 322
29	A South Dakota St.	47 81	29	H South Dakota St.	38 82	90	A UNI	50 79	105	A Creighton	51 66	
33	A South Dakota	33 78	33	H South Dakota	49 80				136	A Montana St.	56 59	
35	A Kansas St.	46 61							147	H CSUN	52 64	
									156	H Bradley	60 80	
									161	H Denver	68 95	
									166	H Oral Roberts	56 71	
									215	N Campbell	52 65	
									235	A Western Ill.	70 78	
									235	H Western Ill.	67 79	
									255	A North Dakota	57 68	
									255	H North Dakota	68 69	
									266	H CSU Bakersfield	53 46	
									317	A North Dakota St.	48 55	
									317	H North Dakota St.	78 61	
									333	A Detroit Mercy	51 42	
									334	A Purdue Fort Wayne	48 56	
									334	H Purdue Fort Wayne	70 61	
									342	H USC Upstate	96 69	
									347	N Florida A&M	57 50	
LAST 12 Division I GAMES:												
347	N Florida A&M	57 50	255	H North Dakota	68 69							
317	A North Dakota St.	48 55	29	A South Dakota St.	47 81							
334	H Purdue Fort Wayne	70 61	334	A Purdue Fort Wayne	48 56							
29	H South Dakota St.	38 82	33	H South Dakota	49 80							
235	H Western Ill.	67 79	235	A Western Ill.	70 78							
33	A South Dakota	33 78	255	A North Dakota	57 68							

Non-Div I Games: Peru St. 91 44 Graceland (IA) 81 39

Omaha

Loss, Non-Conf, S Site, H Home A Away N Neutral

Average RPI Win: 266		WON-LOST	WINNING	LAST 10	STRENGTH OF	OPP. STRENGTH	TEAM	ADJ.	CONF.	ADJ CONF.
Average RPI Loss: 96		RECORD	PCT. RANK	GAMES	SCHEDULE	OF SCHEDULE	RPI	RPI	RPI	RPI
DIV. I ONLY		14- 12	151	1- 0	212	177	166	166	19	19
DIV. I NON-CONF.		5- 6	177	0- 0	185	112	170	170	19	19
TOTALS	RPI 1-25		RPI 26-50		W-L RECORDS		RPI 51-100		RPI 101-150	RPI 150+
14- 12	0- 1		0- 4		OVERALL		0- 2		0- 3	14- 2
6- 5	0- 0		0- 2		HOME		0- 1		0- 1	6- 1
8- 7	0- 1		0- 2		AWAY		0- 1		0- 2	8- 1
0- 0	0- 0		0- 0		NEUTRAL		0- 0		0- 0	0- 0
5- 6	0- 1		0- 0		NON-CONFERENCE		0- 2		0- 3	5- 0
2- 2	0- 0		0- 0		HOME		0- 1		0- 1	2- 0
3- 4	0- 1		0- 0		AWAY		0- 1		0- 2	3- 0
0- 0	0- 0		0- 0		NEUTRAL		0- 0		0- 0	0- 0
9- 6	0- 0		0- 4		CONFERENCE		0- 0		0- 0	9- 2
4- 3	0- 0		0- 2		HOME		0- 0		0- 0	4- 1
5- 3	0- 0		0- 2		AWAY		0- 0		0- 0	5- 1
0- 0	0- 0		0- 0		NEUTRAL		0- 0		0- 0	0- 0

RPI 1-25				RPI 26-50				RPI 51-100				RPI 101+				Team's RPI: 166	
RPI	S	Opponent	Score	RPI	S	Opponent	Score	RPI	S	Opponent	Score	RPI	S	Opponent	Score		
8	A	Iowa	77 90	29	A	South Dakota St.	55 68	87	A	Arkansas	61 74	129	A	Oklahoma St.	69 89		
				29	H	South Dakota St.	65 74	92	H	UT Arlington	62 80	148	A	Kansas	58 70		
				33	A	South Dakota	64 75					150	H	Tulsa	68 76		
				33	H	South Dakota	72 76					161	A	Denver	76 93		
												161	H	Denver	74 66		
												168	A	Texas St.	81 64		
												185	A	Sam Houston St.	73 62		
												235	A	Western Ill.	92 85		
												235	H	Western Ill.	68 64		
												236	H	UMKC	75 64		
												255	A	North Dakota	80 58		
												255	H	North Dakota	67 75		
												285	H	Southern Utah	64 59		
												317	A	North Dakota St.	65 54		
												317	H	North Dakota St.	101 72		
												322	A	Omaha	71 56		
												334	A	Purdue Fort Wayne	72 61		
												334	H	Purdue Fort Wayne	66 56		
												337	A	Houston Baptist	74 56		
LAST 12 Division I GAMES:																	
				235	A	Western Ill.	92 85	334	H	Purdue Fort Wayne	66 56						
				255	A	North Dakota	80 58	317	H	North Dakota St.	101 72						
				317	A	North Dakota St.	65 54	161	A	Denver	76 93						
				33	A	South Dakota	64 75	33	H	South Dakota	72 76						
				161	H	Denver	74 66	29	A	South Dakota St.	55 68						
				29	H	South Dakota St.	65 74	334	A	Purdue Fort Wayne	72 61						

Non-Div I Games:	Harris-Stowe	74	46	Cent. Christian (KS94	47
------------------	--------------	----	----	-----------------------	----

Oral Roberts

Loss, Non-Conf, S Site, H Home A Away N Neutral

Oregon

Through Games Of Feb. 27, 2019

Average RPI Win:	97	WON-LOST	WINNING	LAST 10	STRENGTH OF	OPP. STRENGTH	TEAM	ADJ.	CONF.	ADJ CONF.
Average RPI Loss:	31	RECORD	PCT. RANK	GAMES	SCHEDULE	OF SCHEDULE	RPI	RPI	RPI	RPI
DIV. I ONLY	24- 3	8	1- 0	17	14	5	5	2	2	
DIV. I NON-CONF.	10- 1	17	0- 0	21	54	7	7	2	2	
TOTALS	RPI 1-25	RPI 26-50	W-L RECORDS	RPI 51-100	RPI 101-150	RPI 150+				
24- 3	5- 1	6- 2	OVERALL	3- 0	3- 0	7- 0				
14- 1	4- 0	2- 1	HOME	2- 0	1- 0	5- 0				
9- 2	1- 1	4- 1	AWAY	1- 0	1- 0	2- 0				
1- 0	0- 0	0- 0	NEUTRAL	0- 0	1- 0	0- 0				
10- 1	2- 0	2- 1	NON-CONFERENCE	1- 0	1- 0	4- 0				
6- 0	2- 0	1- 0	HOME	0- 0	0- 0	3- 0				
3- 1	0- 0	1- 1	AWAY	1- 0	0- 0	1- 0				
1- 0	0- 0	0- 0	NEUTRAL	0- 0	1- 0	0- 0				
14- 2	3- 1	4- 1	CONFERENCE	2- 0	2- 0	3- 0				
8- 1	2- 0	1- 1	HOME	2- 0	1- 0	2- 0				
6- 1	1- 1	3- 0	AWAY	0- 0	1- 0	1- 0				
0- 0	0- 0	0- 0	NEUTRAL	0- 0	0- 0	0- 0				

RPI	S	Opponent	Score	RPI	S	Opponent	Score	RPI	S	Opponent	Score	RPI	S	Opponent	Score
4	A	Stanford	88 48	29	A	South Dakota St.	87 79	55	A	Saint Mary's (CA)	79 55	143	A	Washington St.	79 64
9	H	Mississippi St.	82 74	32	A	UCLA	72 52	63	H	Utah	87 65	143	H	Washington St.	98 58
12	H	Syracuse	75 73	32	H	UCLA	69 74	75	H	Arizona	93 60	146	N	UC Riverside	94 44
19	H	Arizona St.	77 71	37	H	Buffalo	102 82					155	A	Washington	76 57
20	A	Oregon St.	62 67	38	A	California	105 82					155	H	Washington	84 71
20	H	Oregon St.	77 68	40	A	Michigan St.	82 88					164	H	Colorado	102 43
				46	A	Southern California	93 53					181	H	UC Irvine	115 69
				46	H	Southern California	96 78					184	A	Utah St.	88 58
												275	H	Long Beach St.	110 48
												292	H	Air Force	82 36
LAST 12 Division I GAMES:															
46	H	Southern California	96 78	164	H	Colorado	102 43								
32	H	UCLA	69 74	63	H	Utah	87 65								
20	A	Oregon St.	62 67	155	A	Washington	76 57								
20	H	Oregon St.	77 68	143	A	Washington St.	79 64								
4	A	Stanford	88 48	75	H	Arizona	93 60								
38	A	California	105 82	19	H	Arizona St.	77 71								

Non-Div I Games: Alas. Fairbanks 115 36

Oregon

Loss, Non-Conf, S Site, H Home A Away N Neutral

Oregon St.

Through Games Of Feb. 27, 2019

Average RPI Win:	128	WON-LOST	WINNING	LAST 10	STRENGTH OF	OPP. STRENGTH	TEAM	ADJ.	CONF.	ADJ CONF.
Average RPI Loss:	10	RECORD	PCT. RANK	GAMES	SCHEDULE	OF SCHEDULE	RPI	RPI	RPI	RPI
DIV. I ONLY	23- 5	19	0- 1	66	4	20	20	2	2	
DIV. I NON-CONF.	10- 2	37	0- 1	201	21	65	65	2	2	
TOTALS	RPI 1-25	RPI 26-50	W-L RECORDS	RPI 51-100	RPI 101-150	RPI 150+				
23- 5	2- 5	5- 0	OVERALL	4- 0	3- 0	9- 0				
15- 1	1- 1	2- 0	HOME	4- 0	1- 0	7- 0				
5- 2	0- 2	3- 0	AWAY	0- 0	1- 0	1- 0				
3- 2	1- 2	0- 0	NEUTRAL	0- 0	1- 0	1- 0				
10- 2	1- 2	0- 0	NON-CONFERENCE	2- 0	1- 0	6- 0				
7- 0	0- 0	0- 0	HOME	2- 0	0- 0	5- 0				
0- 0	0- 0	0- 0	AWAY	0- 0	0- 0	0- 0				
3- 2	1- 2	0- 0	NEUTRAL	0- 0	1- 0	1- 0				
13- 3	1- 3	5- 0	CONFERENCE	2- 0	2- 0	3- 0				
8- 1	1- 1	2- 0	HOME	2- 0	1- 0	2- 0				
5- 2	0- 2	3- 0	AWAY	0- 0	1- 0	1- 0				
0- 0	0- 0	0- 0	NEUTRAL	0- 0	0- 0	0- 0				

RPI	S	Opponent	Score	RPI	S	Opponent	Score	RPI	S	Opponent	Score	RPI	S	Opponent	Score
1	N	Notre Dame	81 91	32	A	UCLA	83 73	55	H	Saint Mary's (CA)	89 56	120	N	Western Ky.	74 60
4	A	Stanford	44 61	32	H	UCLA	75 72	63	H	Utah	71 63	143	A	Washington St.	52 35
5	A	Oregon	68 77	38	A	California	82 74	75	H	Arizona	86 64	143	H	Washington St.	76 69
5	H	Oregon	67 62	46	A	Southern California	76 52	83	H	Duke	71 57	155	A	Washington	86 39
17	N	South Carolina	70 68	46	H	Southern California	68 61					155	H	Washington	78 67
19	H	Arizona St.	76 79									164	H	Colorado	89 65
22	N	Texas A&M	70 76									167	H	Santa Clara	82 31
LAST 12 Division I GAMES:															
		1 N Notre Dame	81 91			38 A California	82 74								
		17 N South Carolina	70 68			4 A Stanford	44 61								
		32 H UCLA	75 72			63 H Utah	71 63								
		46 H Southern California	68 61			164 H Colorado	89 65								
		5 H Oregon	67 62			143 A Washington St.	52 35								
		5 A Oregon	68 77			155 A Washington	86 39								

Non-Div I Games:

Oregon St.

■ Loss,
 ■ Non-Conf,
 ■ S Site,
 ■ H Home
 ■ A Away
 N Neutral

Average RPI Win: 204		WON-LOST	WINNING	LAST 10	STRENGTH OF	OPP. STRENGTH	TEAM	ADJ.	CONF.	ADJ CONF.
Average RPI Loss: 58		RECORD	PCT. RANK	GAMES	SCHEDULE	OF SCHEDULE	RPI	RPI	RPI	RPI
DIV. I ONLY		17- 10	103	1- 0	112	99	93	93	8	8
DIV. I NON-CONF.		7- 3	83	0- 0	181	196	85	85	7	7
TOTALS		RPI 1-25	RPI 26-50	W-L RECORDS		RPI 51-100	RPI 101-150	RPI 150+		
17- 10	0- 3	0- 3		OVERALL		3- 1	2- 2	12- 1		
9- 4	0- 1	0- 1		HOME		2- 0	1- 1	6- 1		
8- 5	0- 2	0- 1		AWAY		1- 1	1- 1	6- 0		
0- 1	0- 0	0- 1		NEUTRAL		0- 0	0- 0	0- 0		
7- 3	0- 1	0- 1		NON-CONFERENCE		2- 1	0- 0	5- 0		
4- 0	0- 0	0- 0		HOME		1- 0	0- 0	3- 0		
3- 2	0- 1	0- 0		AWAY		1- 1	0- 0	2- 0		
0- 1	0- 0	0- 1		NEUTRAL		0- 0	0- 0	0- 0		
10- 7	0- 2	0- 2		CONFERENCE		1- 0	2- 2	7- 1		
5- 4	0- 1	0- 1		HOME		1- 0	1- 1	3- 1		
5- 3	0- 1	0- 1		AWAY		0- 0	1- 1	4- 0		
0- 0	0- 0	0- 0		NEUTRAL		0- 0	0- 0	0- 0		

RPI	S	Opponent	Score	RPI	S	Opponent	Score	RPI	S	Opponent	Score	RPI	S	Opponent	Score
14	A	Gonzaga	65 88	28	A	BYU	49 75	55	H	Saint Mary's (CA)	76 67	101	A	Pepperdine	76 96
14	H	Gonzaga	51 63	28	H	BYU	74 77	56	H	Wyoming	70 64	101	H	Pepperdine	78 67
16	A	UCF	57 64	38	N	California	69 81	65	A	Lamar University	66 82	110	A	Loyola Marymount	81 75
								82	A	UC Davis	83 80	110	H	Loyola Marymount	67 72
												167	A	Santa Clara	74 70
												167	H	Santa Clara	83 88
												178	A	Portland	76 66
												178	H	Portland	87 77
												249	A	San Francisco	85 75
												249	H	San Francisco	74 48
												257	A	Cal St. Fullerton	72 64
												259	A	San Diego	70 53
												259	H	San Diego	79 47
												300	H	UC Santa Barbara	69 53
												302	A	San Jose St.	91 67
												317	H	North Dakota St.	75 68
												344	H	Seattle U	75 61
LAST 12 Division I GAMES:															
110	A	Loyola Marymount	81 75	178	H	Portland	87 77								
101	A	Pepperdine	76 96	14	H	Gonzaga	51 63								
167	H	Santa Clara	83 88	101	H	Pepperdine	78 67								
249	H	San Francisco	74 48	110	H	Loyola Marymount	67 72								
28	A	BYU	49 75	249	A	San Francisco	85 75								
259	A	San Diego	70 53	167	A	Santa Clara	74 70								

Non-Div I Games:

Pacific

■ Loss,
 ■ Non-Conf, S Site,
 ■ Home
 ■ Away
 N Neutral

Average RPI Win:	216	WON-LOST	WINNING	LAST 10	STRENGTH OF	OPP. STRENGTH	TEAM	ADJ.	CONF.	ADJ CONF.
Average RPI Loss:	52	RECORD	PCT. RANK	GAMES	SCHEDULE	OF SCHEDULE	RPI	RPI	RPI	RPI
DIV. I ONLY	17- 5	40	0- 1	186	110	72	72	11	11	
DIV. I NON-CONF.	9- 3	61	0- 0	219	102	87	87	11	11	
TOTALS	RPI 1-25	RPI 26-50	W-L RECORDS	RPI 51-100	RPI 101-150	RPI 150+				
17- 5	0- 1	0- 1	OVERALL	2- 3	1- 0	14- 0				
8- 2	0- 0	0- 1	HOME	0- 1	1- 0	7- 0				
9- 2	0- 1	0- 0	AWAY	2- 1	0- 0	7- 0				
0- 1	0- 0	0- 0	NEUTRAL	0- 1	0- 0	0- 0				
9- 3	0- 1	0- 1	NON-CONFERENCE	1- 1	0- 0	8- 0				
4- 1	0- 0	0- 1	HOME	0- 0	0- 0	4- 0				
5- 1	0- 1	0- 0	AWAY	1- 0	0- 0	4- 0				
0- 1	0- 0	0- 0	NEUTRAL	0- 1	0- 0	0- 0				
8- 2	0- 0	0- 0	CONFERENCE	1- 2	1- 0	6- 0				
4- 1	0- 0	0- 0	HOME	0- 1	1- 0	3- 0				
4- 1	0- 0	0- 0	AWAY	1- 1	0- 0	3- 0				
0- 0	0- 0	0- 0	NEUTRAL	0- 0	0- 0	0- 0				

RPI 1-25				RPI 26-50				RPI 51-100 Team's RPI: 72				RPI 101+			
RPI	S	Opponent	Score	RPI	S	Opponent	Score	RPI	S	Opponent	Score	RPI	S	Opponent	Score
1	A	Notre Dame	55 75	50	H	Villanova	50 58	61	N	Maine	46 47	116	H	Yale	54 48
								64	A	Drexel	55 39	170	H	Temple	71 62
								68	A	Princeton	66 60	198	A	Dartmouth	60 44
								68	H	Princeton	53 68	207	A	Stetson	75 53
								81	A	Harvard	72 80	222	A	Cornell	59 46
												222	H	Cornell	69 58
												227	A	Navy	65 61
												234	A	Columbia	72 60
												234	H	Columbia	79 56
												237	H	Saint Joseph's	65 45
												271	A	Siena	58 51
												272	H	Brown	83 43
												287	H	La Salle	65 34
												320	H	NJIT	85 42
												329	A	Iona	66 43
LAST 12 Division I GAMES:															
				68	H	Princeton	53 68	272	H	Brown	83 43				
				222	H	Cornell	69 58	234	A	Columbia	72 60				
				234	H	Columbia	79 56	222	A	Cornell	59 46				
				81	A	Harvard	72 80	170	H	Temple	71 62				
				198	A	Dartmouth	60 44	50	H	Villanova	50 58				
				116	H	Yale	54 48	68	A	Princeton	66 60				

Non-Div I Games: Haverford 81 46

Penn

■ Loss,
 ■ Non-Conf, S Site,
 ■ Home
 ■ Away
 N Neutral

Average RPI Win:	164	WON-LOST	WINNING	LAST 10	STRENGTH OF	OPP. STRENGTH	TEAM	ADJ.	CONF.	ADJ CONF.
Average RPI Loss:	59	RECORD	PCT. RANK	GAMES	SCHEDULE	OF SCHEDULE	RPI	RPI	RPI	RPI
DIV. I ONLY	12- 16	217	1- 0	25	72	127	127	5	5	
DIV. I NON-CONF.	7- 4	108	0- 0	45	140	93	93	6	6	
TOTALS	RPI 1-25	RPI 26-50	W-L RECORDS	RPI 51-100	RPI 101-150	RPI 150+				
12- 16	0- 4	0- 5	OVERALL	3- 3	2- 3	7- 1				
9- 8	0- 2	0- 3	HOME	3- 1	1- 1	5- 1				
3- 8	0- 2	0- 2	AWAY	0- 2	1- 2	2- 0				
0- 0	0- 0	0- 0	NEUTRAL	0- 0	0- 0	0- 0				
7- 4	0- 1	0- 1	NON-CONFERENCE	2- 0	2- 1	3- 1				
6- 3	0- 0	0- 1	HOME	2- 0	1- 1	3- 1				
1- 1	0- 1	0- 0	AWAY	0- 0	1- 0	0- 0				
0- 0	0- 0	0- 0	NEUTRAL	0- 0	0- 0	0- 0				
5- 12	0- 3	0- 4	CONFERENCE	1- 3	0- 2	4- 0				
3- 5	0- 2	0- 2	HOME	1- 1	0- 0	2- 0				
2- 7	0- 1	0- 2	AWAY	0- 2	0- 2	2- 0				
0- 0	0- 0	0- 0	NEUTRAL	0- 0	0- 0	0- 0				

RPI 1-25				RPI 26-50				RPI 51-100				RPI 101+ Team's RPI: 127			
RPI	S	Opponent	Score	RPI	S	Opponent	Score	RPI	S	Opponent	Score	RPI	S	Opponent	Score
8	H	Iowa	61 81	26	A	Rutgers	61 74	53	A	Indiana	75 83	106	A	Minnesota	67 97
13	A	Maryland	67 79	26	H	Rutgers	61 69	68	H	Princeton	79 71	109	A	Fordham	72 55
13	H	Maryland	61 77	38	H	California	58 75	71	H	American	80 59	111	A	Northwestern	63 78
21	A	Florida St.	58 87	40	A	Michigan St.	48 57	77	H	Purdue	72 61	114	H	Providence	74 72
				45	H	Michigan	62 66	78	A	Ohio St.	73 78	137	H	Duquesne	58 64
								78	H	Ohio St.	71 76	152	H	Stony Brook	70 81
												183	A	Wisconsin	65 59
												183	H	Wisconsin	71 64
												212	A	Illinois	76 65
												212	H	Illinois	62 48
												228	H	Jacksonville	80 61
												255	H	North Dakota	75 68
												260	H	St. Bonaventure	80 65
LAST 12 Division I GAMES:															
212	A	Illinois	76 65	8	H	Iowa	61 81	40	A	Michigan St.	48 57	26	H	Rutgers	61 69
77	H	Purdue	72 61	183	A	Wisconsin	65 59	13	A	Maryland	67 79	78	H	Ohio St.	71 76
106	A	Minnesota	67 97												
111	A	Northwestern	63 78												
45	H	Michigan	62 66												
78	A	Ohio St.	73 78												

Non-Div I Games:

Penn St.

■ Loss,
 ■ Non-Conf, S Site,
 ■ Home
 ■ Away
 N Neutral

Pepperdine

Through Games Of Feb. 27, 2019

Average RPI Win:	201	WON-LOST	WINNING	LAST 10	STRENGTH OF	OPP. STRENGTH	TEAM	ADJ.	CONF.	ADJ CONF.
Average RPI Loss:	106	RECORD	PCT. RANK	GAMES	SCHEDULE	OF SCHEDULE	RPI	RPI	RPI	RPI
DIV. I ONLY	18- 8	70	0- 0	229	88	101	101	8	8	
DIV. I NON-CONF.	6- 4	125	0- 0	344	195	214	214	7	7	
TOTALS	RPI 1-25	RPI 26-50	W-L RECORDS	RPI 51-100	RPI 101-150	RPI 150+				
18- 8	0- 1	1- 1	OVERALL	2- 3	2- 1	13- 2				
9- 1	0- 1	1- 0	HOME	2- 0	1- 0	5- 0				
7- 6	0- 0	0- 1	AWAY	0- 3	1- 1	6- 1				
2- 1	0- 0	0- 0	NEUTRAL	0- 0	0- 0	2- 1				
6- 4	0- 0	0- 0	NON-CONFERENCE	0- 1	0- 1	6- 2				
1- 0	0- 0	0- 0	HOME	0- 0	0- 0	1- 0				
3- 3	0- 0	0- 0	AWAY	0- 1	0- 1	3- 1				
2- 1	0- 0	0- 0	NEUTRAL	0- 0	0- 0	2- 1				
12- 4	0- 1	1- 1	CONFERENCE	2- 2	2- 0	7- 0				
8- 1	0- 1	1- 0	HOME	2- 0	1- 0	4- 0				
4- 3	0- 0	0- 1	AWAY	0- 2	1- 0	3- 0				
0- 0	0- 0	0- 0	NEUTRAL	0- 0	0- 0	0- 0				

RPI 1-25				RPI 26-50				RPI 51-100				RPI 101+				Team's RPI: 101	
RPI	S	Opponent	Score	RPI	S	Opponent	Score	RPI	S	Opponent	Score	RPI	S	Opponent	Score		
14	H	Gonzaga	54 79	28	A	BYU	58 83	55	A	Saint Mary's (CA)	68 79	110	A	Loyola Marymount	73 55		
				28	H	BYU	79 65	55	H	Saint Mary's (CA)	77 72	110	H	Loyola Marymount	95 86		
								91	A	Idaho St.	63 65	114	A	Providence	47 66		
								93	A	Pacific	67 78	164	A	Colorado	65 80		
								93	H	Pacific	96 76	167	A	Santa Clara	76 74		
												167	H	Santa Clara	74 48		
												178	H	Portland	82 68		
												232	N	Sacramento St.	113 97		
												233	A	Hawaii	65 64		
												249	A	San Francisco	72 66		
												249	H	San Francisco	69 50		
												253	N	Northern Ky.	51 46		
												259	A	San Diego	74 55		
												259	H	San Diego	88 65		
												287	N	La Salle	55 62		
												316	A	Cal Poly	70 63		
												319	H	Weber St.	68 47		
												344	A	Seattle U	78 64		
LAST 12 Division I GAMES:																	
				55	H	Saint Mary's (CA)	77 72	259	H	San Diego	88 65						
				93	H	Pacific	96 76	93	A	Pacific	67 78						
				110	A	Loyola Marymount	73 55	55	A	Saint Mary's (CA)	68 79						
				167	A	Santa Clara	76 74	110	H	Loyola Marymount	95 86						
				249	A	San Francisco	72 66	249	H	San Francisco	69 50						
				28	H	BYU	79 65	167	H	Santa Clara	74 48						

Non-Div I Games: Cal St. L.A. 80 56

Pepperdine

Loss, Non-Conf, S Site, H Home A Away N Neutral

Pittsburgh

Through Games Of Feb. 27, 2019

Average RPI Win:	150	WON-LOST	WINNING	LAST 10	STRENGTH OF	OPP. STRENGTH	TEAM	ADJ.	CONF.	ADJ CONF.
Average RPI Loss:	55	RECORD	PCT. RANK	GAMES	SCHEDULE	OF SCHEDULE	RPI	RPI	RPI	RPI
DIV. I ONLY	10- 18	256	0- 1	13	27	125	125	1	1	
DIV. I NON-CONF.	9- 5	104	0- 0	65	152	88	88	1	1	
TOTALS	RPI 1-25	RPI 26-50	W-L RECORDS	RPI 51-100	RPI 101-150	RPI 150+				
10- 18	0- 8	1- 2	OVERALL	2- 5	4- 2	3- 1				
6- 9	0- 3	1- 1	HOME	1- 3	2- 2	2- 0				
2- 8	0- 5	0- 1	AWAY	0- 2	2- 0	0- 0				
2- 1	0- 0	0- 0	NEUTRAL	1- 0	0- 0	1- 1				
9- 5	0- 1	0- 0	NON-CONFERENCE	2- 2	4- 1	3- 1				
5- 3	0- 1	0- 0	HOME	1- 1	2- 1	2- 0				
2- 1	0- 0	0- 0	AWAY	0- 1	2- 0	0- 0				
2- 1	0- 0	0- 0	NEUTRAL	1- 0	0- 0	1- 1				
1- 13	0- 7	1- 2	CONFERENCE	0- 3	0- 1	0- 0				
1- 6	0- 2	1- 1	HOME	0- 2	0- 1	0- 0				
0- 7	0- 5	0- 1	AWAY	0- 1	0- 0	0- 0				
0- 0	0- 0	0- 0	NEUTRAL	0- 0	0- 0	0- 0				

RPI	S	Opponent	Score	RPI	S	Opponent	Score	RPI	S	Opponent	Score	RPI	S	Opponent	Score	Team's RPI: 125
1	A	Notre Dame	44 100	31	H	North Carolina	91 78	58	H	Virginia Tech	58 74	109	H	Fordham	65 62	
3	A	Louisville	42 70	41	A	Georgia Tech	55 67	73	H	West Virginia	43 77	111	A	Northwestern	52 49	
7	A	NC State	34 63	42	H	Clemson	59 65	83	A	Duke	55 74	117	H	Boston College	55 59	
12	A	Syracuse	63 90					84	H	Cincinnati	65 48	119	H	Youngstown St.	55 64	
12	H	Syracuse	50 82					87	N	Arkansas	61 54	122	H	UNCW	60 56	
16	H	UCF	58 61					94	A	Georgetown	41 70	137	A	Duquesne	66 58	
18	H	Miami (FL)	51 65					95	H	Virginia	57 74	183	N	Wisconsin	42 57	
21	A	Florida St.	46 78									229	H	Saint Francis (PA)	78 75	
												291	H	New Orleans	90 38	
												298	N	Tennessee St.	78 56	
LAST 12 Division I GAMES:																
12	A	Syracuse	63 90	58	H	Virginia Tech	58 74									
21	A	Florida St.	46 78	3	A	Louisville	42 70									
31	H	North Carolina	91 78	95	H	Virginia	57 74									
18	H	Miami (FL)	51 65	42	H	Clemson	59 65									
41	A	Georgia Tech	55 67	12	H	Syracuse	50 82									
83	A	Duke	55 74	117	H	Boston College	55 59									

Non-Div I Games:

Pittsburgh

■ Loss,
■ Non-Conf, S Site,
■ Home
■ Away
N Neutral

Average RPI Win:	257	WON-LOST	WINNING	LAST 10	STRENGTH OF	OPP. STRENGTH	TEAM	ADJ.	CONF.	ADJ CONF.
Average RPI Loss:	87	RECORD	PCT. RANK	GAMES	SCHEDULE	OF SCHEDULE	RPI	RPI	RPI	RPI
DIV. I ONLY	10- 15	231	0- 0	111	127	178	178	8	8	
DIV. I NON-CONF.	6- 3	91	0- 0	190	338	134	134	7	7	
TOTALS	RPI 1-25	RPI 26-50	W-L RECORDS	RPI 51-100	RPI 101-150	RPI 150+				
10- 15	0- 2	0- 2	OVERALL	0- 5	0- 3	10- 3				
5- 6	0- 1	0- 1	HOME	0- 2	0- 0	5- 2				
5- 8	0- 1	0- 1	AWAY	0- 2	0- 3	5- 1				
0- 1	0- 0	0- 0	NEUTRAL	0- 1	0- 0	0- 0				
6- 3	0- 0	0- 0	NON-CONFERENCE	0- 1	0- 1	6- 1				
3- 1	0- 0	0- 0	HOME	0- 0	0- 0	3- 1				
3- 1	0- 0	0- 0	AWAY	0- 0	0- 1	3- 0				
0- 1	0- 0	0- 0	NEUTRAL	0- 1	0- 0	0- 0				
4- 12	0- 2	0- 2	CONFERENCE	0- 4	0- 2	4- 2				
2- 5	0- 1	0- 1	HOME	0- 2	0- 0	2- 1				
2- 7	0- 1	0- 1	AWAY	0- 2	0- 2	2- 1				
0- 0	0- 0	0- 0	NEUTRAL	0- 0	0- 0	0- 0				

RPI S Opponent	Score	RPI S Opponent	Score	RPI S Opponent	Score	RPI S Opponent	Score	Team's RPI: 178
14 A Gonzaga	71 97	28 A BYU	71 79	55 A Saint Mary's (CA)	85 113	101 A Pepperdine	68 82	
14 H Gonzaga	62 93	28 H BYU	69 70	55 H Saint Mary's (CA)	91 98	110 A Loyola Marymount	58 76	
				75 N Arizona	70 92	126 A Portland St.	79 92	
				93 A Pacific	77 87	167 A Santa Clara	68 106	
				93 H Pacific	66 76	167 H Santa Clara	66 72	
						181 H UC Irvine	69 84	
						184 H Utah St.	61 54	
						233 A Hawaii	72 65	
						249 A San Francisco	69 66	
						249 H San Francisco	78 73	
						257 H Cal St. Fullerton	83 74	
						259 A San Diego	69 60	
						259 H San Diego	96 74	
						273 A Utah Valley	65 60	
						292 H Air Force	79 60	
						319 A Weber St.	89 73	
LAST 12 Division I GAMES:								
167 A Santa Clara	68 106	55 A Saint Mary's (CA)	85 113					
249 A San Francisco	69 66	249 H San Francisco	78 73					
259 H San Diego	96 74	167 H Santa Clara	66 72					
28 H BYU	69 70	28 A BYU	71 79					
14 H Gonzaga	62 93	259 A San Diego	69 60					
93 A Pacific	77 87	14 A Gonzaga	71 97					

Non-Div I Games: Warner Pacific 98 63 Willamette 82 27

Portland

Loss, Non-Conf, S Site, H Home A Away N Neutral

Average RPI Win:	237	WON-LOST	WINNING	LAST 10	STRENGTH OF	OPP. STRENGTH	TEAM	ADJ.	CONF.	ADJ CONF.
Average RPI Loss:	113	RECORD	PCT. RANK	GAMES	SCHEDULE	OF SCHEDULE	RPI	RPI	RPI	RPI
DIV. I ONLY	19- 5	30	1- 0	311	200	126	126	16	16	
DIV. I NON-CONF.	7- 1	30	0- 0	329	308	160	160	12	12	
TOTALS	RPI 1-25	RPI 26-50	W-L RECORDS	RPI 51-100	RPI 101-150	RPI 150+				
19- 5	0- 0	0- 0	OVERALL	1- 3	2- 1	16- 1				
12- 2	0- 0	0- 0	HOME	1- 1	2- 0	9- 1				
7- 3	0- 0	0- 0	AWAY	0- 2	0- 1	7- 0				
0- 0	0- 0	0- 0	NEUTRAL	0- 0	0- 0	0- 0				
7- 1	0- 0	0- 0	NON-CONFERENCE	1- 0	0- 0	6- 1				
5- 1	0- 0	0- 0	HOME	1- 0	0- 0	4- 1				
2- 0	0- 0	0- 0	AWAY	0- 0	0- 0	2- 0				
0- 0	0- 0	0- 0	NEUTRAL	0- 0	0- 0	0- 0				
12- 4	0- 0	0- 0	CONFERENCE	0- 3	2- 1	10- 0				
7- 1	0- 0	0- 0	HOME	0- 1	2- 0	5- 0				
5- 3	0- 0	0- 0	AWAY	0- 2	0- 1	5- 0				
0- 0	0- 0	0- 0	NEUTRAL	0- 0	0- 0	0- 0				

RPI 1-25			RPI 26-50			RPI 51-100			RPI 101+			Team's RPI: 126
RPI	S	Opponent	Score	RPI	S	Opponent	Score	RPI	S	Opponent	Score	
						82	H UC Davis	65 50	112	A Northern Colo.	63 79	
						89	A Idaho	78 80	112	H Northern Colo.	85 66	
						91	A Idaho St.	54 72	136	H Montana St.	55 53	
						91	H Idaho St.	57 58	169	H Montana	78 60	
									178	H Portland	92 79	
									181	H UC Irvine	68 73	
									187	A Eastern Wash.	76 64	
									200	H UNLV	58 49	
									232	A Sacramento St.	75 57	
									232	H Sacramento St.	74 58	
									254	A Northern Ariz.	74 59	
									254	H Northern Ariz.	72 55	
									277	A UTEP	89 61	
									285	A Southern Utah	81 56	
									285	H Southern Utah	63 49	
									302	H San Jose St.	80 51	
									319	A Weber St.	77 59	
									319	H Weber St.	65 38	
									336	A Grand Canyon	60 55	
									344	H Seattle U	68 43	
LAST 12 Division I GAMES:												
232	A	Sacramento St.	75 57	91	H	Idaho St.	57 58					
91	A	Idaho St.	54 72	319	H	Weber St.	65 38					
285	A	Southern Utah	81 56	89	A	Idaho	78 80					
254	A	Northern Ariz.	74 59	187	A	Eastern Wash.	76 64					
112	H	Northern Colo.	85 66	254	H	Northern Ariz.	72 55					
232	H	Sacramento St.	74 58	285	H	Southern Utah	63 49					

Non-Div I Games: Warner Pacific 102 49

Portland St.

■ Loss,
■ Non-Conf,
■ S Site,
■ H Home
■ A Away
N Neutral

Average RPI Win:	292	WON-LOST	WINNING	LAST 10	STRENGTH OF	OPP. STRENGTH	TEAM	ADJ.	CONF.	ADJ CONF.
Average RPI Loss:	142	RECORD	PCT. RANK	GAMES	SCHEDULE	OF SCHEDULE	RPI	RPI	RPI	RPI
DIV. I ONLY	11- 11	170	1- 0	292	283	208	208	29	29	
DIV. I NON-CONF.	1- 7	319	0- 0	36	33	208	208	28	28	
TOTALS	RPI 1-25	RPI 26-50	W-L RECORDS	RPI 51-100	RPI 101-150	RPI 150+				
11- 11	0- 2	0- 1	OVERALL	0- 1	0- 1	11- 6				
5- 3	0- 0	0- 1	HOME	0- 0	0- 0	5- 2				
5- 8	0- 2	0- 0	AWAY	0- 1	0- 1	5- 4				
1- 0	0- 0	0- 0	NEUTRAL	0- 0	0- 0	1- 0				
1- 7	0- 2	0- 1	NON-CONFERENCE	0- 1	0- 1	1- 2				
0- 1	0- 0	0- 1	HOME	0- 0	0- 0	0- 0				
0- 6	0- 2	0- 0	AWAY	0- 1	0- 1	0- 2				
1- 0	0- 0	0- 0	NEUTRAL	0- 0	0- 0	1- 0				
10- 4	0- 0	0- 0	CONFERENCE	0- 0	0- 0	10- 4				
5- 2	0- 0	0- 0	HOME	0- 0	0- 0	5- 2				
5- 2	0- 0	0- 0	AWAY	0- 0	0- 0	5- 2				
0- 0	0- 0	0- 0	NEUTRAL	0- 0	0- 0	0- 0				

RPI 1-25				RPI 26-50				RPI 51-100				RPI 101+ Team's RPI: 208			
RPI	S	Opponent	Score	RPI	S	Opponent	Score	RPI	S	Opponent	Score	RPI	S	Opponent	Score
11	A	Iowa St.	46 94	34	H	Rice	58 68	87	A	Arkansas	44 71	129	A	Oklahoma St.	50 70
22	A	Texas A&M	57 70									164	A	Colorado	38 79
												173	A	Southern U.	55 54
												203	A	Grambling	57 73
												203	H	Grambling	63 64
												225	A	UTRGV	50 57
												241	A	Texas Southern	67 73
												241	H	Texas Southern	44 52
												243	N	A&M-Corpus Christi	67 59
												258	H	Alabama St.	71 59
												278	A	Jackson St.	89 80
												278	H	Jackson St.	76 57
												289	H	Alabama A&M	77 65
												326	A	Mississippi Val.	75 65
												326	H	Mississippi Val.	91 55
												345	A	Ark.-Pine Bluff	80 41
												345	H	Ark.-Pine Bluff	79 46
												351	A	Alcorn	82 61
LAST 12 Division I GAMES:															
345	H	Ark.-Pine Bluff	79 46	289	H	Alabama A&M	77 65								
326	H	Mississippi Val.	91 55	345	A	Ark.-Pine Bluff	80 41								
203	A	Grambling	57 73	326	A	Mississippi Val.	75 65								
278	A	Jackson St.	89 80	203	H	Grambling	63 64								
241	A	Texas Southern	67 73	278	H	Jackson St.	76 57								
258	H	Alabama St.	71 59	241	H	Texas Southern	44 52								

Non-Div I Games: Jarvis Christian 117 32 Arlington Baptist 105 31

Prairie View

Loss, Non-Conf, S Site, H Home A Away N Neutral

Presbyterian

Through Games Of Feb. 27, 2019

Average RPI Win:	314	WON-LOST	WINNING	LAST 10	STRENGTH OF	OPP. STRENGTH	TEAM	ADJ.	CONF.	ADJ CONF.
Average RPI Loss:	197	RECORD	PCT. RANK	GAMES	SCHEDULE	OF SCHEDULE	RPI	RPI	RPI	RPI
DIV. I ONLY	5- 21	318	0- 1	290	309	331	331	27	27	
DIV. I NON-CONF.	2- 9	297	0- 0	283	264	320	320	29	29	
TOTALS	RPI 1-25	RPI 26-50	W-L RECORDS	RPI 51-100	RPI 101-150	RPI 150+				
5- 21	0- 0	0- 1	OVERALL	0- 2	0- 3	5- 15				
3- 8	0- 0	0- 0	HOME	0- 0	0- 1	3- 7				
2- 13	0- 0	0- 1	AWAY	0- 2	0- 2	2- 8				
0- 0	0- 0	0- 0	NEUTRAL	0- 0	0- 0	0- 0				
2- 9	0- 0	0- 1	NON-CONFERENCE	0- 1	0- 1	2- 6				
1- 2	0- 0	0- 0	HOME	0- 0	0- 0	1- 2				
1- 7	0- 0	0- 1	AWAY	0- 1	0- 1	1- 4				
0- 0	0- 0	0- 0	NEUTRAL	0- 0	0- 0	0- 0				
3- 12	0- 0	0- 0	CONFERENCE	0- 1	0- 2	3- 9				
2- 6	0- 0	0- 0	HOME	0- 0	0- 1	2- 5				
1- 6	0- 0	0- 0	AWAY	0- 1	0- 1	1- 4				
0- 0	0- 0	0- 0	NEUTRAL	0- 0	0- 0	0- 0				

RPI S	Opponent	Score	RPI S	Opponent	Score	RPI S	Opponent	Score	RPI S	Opponent	Score	Team's RPI: 331
44	A Tennessee	49 97	80	A Radford	49 59	122	A UNCW	48 63				
			98	A Georgia	59 83	124	A High Point	40 79				
						124	H High Point	63 70				
						157	A Davidson	56 83				
						188	A UNC Asheville	45 51				
						188	H UNC Asheville	43 52				
						193	A Vanderbilt	43 78				
						199	A Hampton	62 79				
						199	H Hampton	68 82				
						215	A Campbell	46 51				
						216	A Furman	68 76				
						247	H Gardner-Webb	58 66				
						262	H Wofford	61 50				
						283	H Ga. Southern	68 69				
						286	A Samford	54 75				
						288	A Col. of Charleston	71 65				
						290	A Winthrop	52 55				
						290	H Winthrop	54 62				
						294	H Charleston So.	55 63				
						301	H South Carolina St.	48 57				
						335	H Longwood	81 66				
						342	A USC Upstate	66 58				
						342	H USC Upstate	70 54				
LAST 12 Division I GAMES:												
199	H Hampton	68 82	294	H Charleston So.	55 63							
342	A USC Upstate	66 58	188	H UNC Asheville	43 52							
124	H High Point	63 70	290	A Winthrop	52 55							
188	A UNC Asheville	45 51	80	A Radford	49 59							
290	H Winthrop	54 62	247	H Gardner-Webb	58 66							
199	A Hampton	62 79	342	H USC Upstate	70 54							

Non-Div I Games:

Presbyterian

Loss, Non-Conf, S Site, H Home A Away N Neutral

Average RPI Win:	186	WON-LOST	WINNING	LAST 10	STRENGTH OF	OPP. STRENGTH	TEAM	ADJ.	CONF.	ADJ CONF.
Average RPI Loss:	86	RECORD	PCT. RANK	GAMES	SCHEDULE	OF SCHEDULE	RPI	RPI	RPI	RPI
DIV. I ONLY	16- 9	96	1- 0	72	111	68	68	11	11	
DIV. I NON-CONF.	8- 7	160	0- 0	64	72	76	76	11	11	
TOTALS	RPI 1-25	RPI 26-50	W-L RECORDS	RPI 51-100	RPI 101-150	RPI 150+				
16- 9	0- 2	1- 2	OVERALL	2- 1	2- 3	11- 1				
6- 3	0- 0	1- 0	HOME	0- 1	1- 2	4- 0				
10- 3	0- 0	0- 1	AWAY	2- 0	1- 1	7- 1				
0- 3	0- 2	0- 1	NEUTRAL	0- 0	0- 0	0- 0				
8- 7	0- 2	1- 2	NON-CONFERENCE	0- 0	2- 2	5- 1				
3- 1	0- 0	1- 0	HOME	0- 0	1- 1	1- 0				
5- 3	0- 0	0- 1	AWAY	0- 0	1- 1	4- 1				
0- 3	0- 2	0- 1	NEUTRAL	0- 0	0- 0	0- 0				
8- 2	0- 0	0- 0	CONFERENCE	2- 1	0- 1	6- 0				
3- 2	0- 0	0- 0	HOME	0- 1	0- 1	3- 0				
5- 0	0- 0	0- 0	AWAY	2- 0	0- 0	3- 0				
0- 0	0- 0	0- 0	NEUTRAL	0- 0	0- 0	0- 0				

RPI 1-25				RPI 26-50				RPI 51-100				Team's RPI: 68		RPI 101+			
RPI	S	Opponent	Score	RPI	S	Opponent	Score	RPI	S	Opponent	Score			RPI	S	Opponent	Score
12	N	Syracuse	61 92	35	N	Kansas St.	61 80	72	A	Penn	68 53			113	A	Hartford	75 38
25	N	DePaul	67 82	49	H	Quinnipiac	54 42	72	H	Penn	60 66			116	H	Yale	86 96
				50	A	Villanova	46 67	81	A	Harvard	75 71			127	A	Penn St.	71 79
														134	H	Marist	60 57
														138	H	Seton Hall	66 70
														157	H	Davidson	65 57
														180	A	Rider	89 65
														195	A	George Washington	49 64
														198	A	Dartmouth	82 75
														222	A	Cornell	75 46
														222	H	Cornell	68 64
														231	A	Monmouth	79 47
														234	A	Columbia	79 64
														234	H	Columbia	65 59
														264	A	St. Francis Brooklyn	83 64
														272	H	Brown	93 74
														312	A	New Hampshire	90 42
LAST 12 Division I GAMES:																	
				72	A	Penn	68 53			116	H	Yale	86 96				
				234	H	Columbia	65 59			222	A	Cornell	75 46				
				222	H	Cornell	68 64			234	A	Columbia	79 64				
				198	A	Dartmouth	82 75			72	H	Penn	60 66				
				81	A	Harvard	75 71			312	A	New Hampshire	90 42				
				272	H	Brown	93 74			113	A	Hartford	75 38				

Non-Div I Games:

Princeton

■ Loss,
■ Non-Conf, S Site,
■ Home
■ Away
N Neutral

Providence

Through Games Of Feb. 27, 2019

Average RPI Win:	161	WON-LOST	WINNING	LAST 10	STRENGTH OF	OPP. STRENGTH	TEAM	ADJ.	CONF.	ADJ CONF.
Average RPI Loss:	97	RECORD	PCT. RANK	GAMES	SCHEDULE	OF SCHEDULE	RPI	RPI	RPI	RPI
DIV. I ONLY	16- 12	135	1- 0	113	71	114	114	6	6	
DIV. I NON-CONF.	8- 4	91	1- 0	236	177	153	153	4	4	
TOTALS	RPI 1-25	RPI 26-50	W-L RECORDS	RPI 51-100	RPI 101-150	RPI 150+				
16- 12	0- 2	1- 2	OVERALL	2- 2	6- 5	7- 1				
9- 5	0- 0	1- 1	HOME	1- 1	3- 3	4- 0				
6- 7	0- 2	0- 1	AWAY	1- 1	3- 2	2- 1				
1- 0	0- 0	0- 0	NEUTRAL	0- 0	0- 0	1- 0				
8- 4	0- 0	0- 1	NON-CONFERENCE	0- 0	3- 2	5- 1				
5- 2	0- 0	0- 1	HOME	0- 0	2- 1	3- 0				
2- 2	0- 0	0- 0	AWAY	0- 0	1- 1	1- 1				
1- 0	0- 0	0- 0	NEUTRAL	0- 0	0- 0	1- 0				
8- 8	0- 2	1- 1	CONFERENCE	2- 2	3- 3	2- 0				
4- 3	0- 0	1- 0	HOME	1- 1	1- 2	1- 0				
4- 5	0- 2	0- 1	AWAY	1- 1	2- 1	1- 0				
0- 0	0- 0	0- 0	NEUTRAL	0- 0	0- 0	0- 0				

RPI S	Opponent	Score	RPI S	Opponent	Score	RPI S	Opponent	Score	RPI S	Opponent	Score	Team's RPI: 114
10	A Marquette	46 85	49	H Quinnipiac	44 48	52	A Butler	66 63	101	H Pepperdine	66 47	
25	A DePaul	62 88	50	A Villanova	33 53	52	H Butler	74 68	104	A St. John's (NY)	67 66	
			50	H Villanova	67 61	94	A Georgetown	56 61	104	H St. John's (NY)	57 60	
						94	H Georgetown	52 68	105	A Creighton	77 63	
									105	H Creighton	64 73	
									115	H Northeastern	59 65	
									116	H Yale	59 42	
									117	A Boston College	61 57	
									127	A Penn St.	72 74	
									138	A Seton Hall	73 79	
									138	H Seton Hall	82 75	
									186	A Xavier	63 55	
									186	H Xavier	71 58	
									214	H Sacred Heart	62 52	
									248	A Rhode Island	65 72	
									253	H Northern Ky.	48 43	
									287	H La Salle	77 47	
									299	N Bryant	72 64	
									321	A UMass Lowell	71 47	
LAST 12 Division I GAMES:												
299	N Bryant	72 64	94	A Georgetown	56 61							
105	H Creighton	64 73	50	A Villanova	33 53							
52	A Butler	66 63	105	A Creighton	77 63							
186	A Xavier	63 55	186	H Xavier	71 58							
104	H St. John's (NY)	57 60	52	H Butler	74 68							
138	H Seton Hall	82 75	138	A Seton Hall	73 79							

Non-Div I Games:

Providence

■ Loss,
 ■ Non-Conf,
 ■ S Site,
 ■ H Home
 ■ A Away
 N Neutral

Average RPI Win:	144	WON-LOST	WINNING	LAST 10	STRENGTH OF	OPP. STRENGTH	TEAM	ADJ.	CONF.	ADJ CONF.
Average RPI Loss:	65	RECORD	PCT. RANK	GAMES	SCHEDULE	OF SCHEDULE	RPI	RPI	RPI	RPI
DIV. I ONLY	17- 13	141	0- 1	34	60	77	77	5	5	
DIV. I NON-CONF.	9- 4	85	0- 0	85	76	75	75	6	6	
TOTALS	RPI 1-25	RPI 26-50	W-L RECORDS	RPI 51-100	RPI 101-150	RPI 150+				
17- 13	2- 4	1- 3	OVERALL	3- 2	3- 3	8- 1				
13- 4	2- 2	1- 0	HOME	3- 1	1- 1	6- 0				
3- 7	0- 1	0- 3	AWAY	0- 1	2- 1	1- 1				
1- 2	0- 1	0- 0	NEUTRAL	0- 0	0- 1	1- 0				
9- 4	1- 2	0- 1	NON-CONFERENCE	1- 0	0- 1	7- 0				
7- 1	1- 1	0- 0	HOME	1- 0	0- 0	5- 0				
1- 1	0- 0	0- 1	AWAY	0- 0	0- 0	1- 0				
1- 2	0- 1	0- 0	NEUTRAL	0- 0	0- 1	1- 0				
8- 9	1- 2	1- 2	CONFERENCE	2- 2	3- 2	1- 1				
6- 3	1- 1	1- 0	HOME	2- 1	1- 1	1- 0				
2- 6	0- 1	0- 2	AWAY	0- 1	2- 1	0- 1				
0- 0	0- 0	0- 0	NEUTRAL	0- 0	0- 0	0- 0				

RPI 1-25				RPI 26-50				RPI 51-100 Team's RPI: 77				RPI 101+			
RPI	S	Opponent	Score	RPI	S	Opponent	Score	RPI	S	Opponent	Score	RPI	S	Opponent	Score
6	N	UConn	40 86	26	A	Rutgers	63 65	53	H	Indiana	56 53	104	N	St. John's (NY)	62 68
8	A	Iowa	58 72	39	A	Ohio	73 80	78	H	Ohio St.	60 42	106	A	Minnesota	64 53
8	H	Iowa	62 57	40	A	Michigan St.	66 74	81	H	Harvard	66 65	106	H	Minnesota	45 65
13	H	Maryland	55 58	45	H	Michigan	71 70	85	A	Nebraska	61 67	111	A	Northwestern	57 54
17	H	South Carolina	73 82					85	H	Nebraska	64 84	111	H	Northwestern	61 58
18	H	Miami (FL)	74 63									127	A	Penn St.	61 72
												156	H	Bradley	74 61
												183	A	Wisconsin	69 76
												204	N	Ole Miss	70 59
												210	A	Ball St.	80 38
												212	H	Illinois	72 50
												235	H	Western Ill.	81 60
												242	H	Albany (NY)	53 41
												244	H	Loyola Chicago	65 41
												334	H	Purdue Fort Wayne	78 44
LAST 12 Division I GAMES:															
13	H	Maryland	55 58	40	A	Michigan St.	66 74								
127	A	Penn St.	61 72	85	H	Nebraska	64 84								
111	H	Northwestern	61 58	8	A	Iowa	58 72								
106	H	Minnesota	45 65	106	A	Minnesota	64 53								
85	A	Nebraska	61 67	53	H	Indiana	56 53								
212	H	Illinois	72 50	26	A	Rutgers	63 65								

Non-Div I Games:

Purdue

■ Loss,
■ Non-Conf,
■ S Site,
■ H Home
■ A Away
N Neutral

Average RPI Win:	272	WON-LOST	WINNING	LAST 10	STRENGTH OF	OPP. STRENGTH	TEAM	ADJ.	CONF.	ADJ CONF.
Average RPI Loss:	191	RECORD	PCT. RANK	GAMES	SCHEDULE	OF SCHEDULE	RPI	RPI	RPI	RPI
DIV. I ONLY	3- 20	337	0- 1	282	240	334	334	19	19	
DIV. I NON-CONF.	1- 8	322	0- 0	341	310	349	349	19	19	
TOTALS	RPI 1-25	RPI 26-50	W-L RECORDS	RPI 51-100	RPI 101-150	RPI 150+				
3- 20	0- 0	0- 4	OVERALL	0- 1	0- 0	3- 15				
2- 7	0- 0	0- 2	HOME	0- 0	0- 0	2- 5				
1- 13	0- 0	0- 2	AWAY	0- 1	0- 0	1- 10				
0- 0	0- 0	0- 0	NEUTRAL	0- 0	0- 0	0- 0				
1- 8	0- 0	0- 0	NON-CONFERENCE	0- 1	0- 0	1- 7				
0- 3	0- 0	0- 0	HOME	0- 0	0- 0	0- 3				
1- 5	0- 0	0- 0	AWAY	0- 1	0- 0	1- 4				
0- 0	0- 0	0- 0	NEUTRAL	0- 0	0- 0	0- 0				
2- 12	0- 0	0- 4	CONFERENCE	0- 0	0- 0	2- 8				
2- 4	0- 0	0- 2	HOME	0- 0	0- 0	2- 2				
0- 8	0- 0	0- 2	AWAY	0- 0	0- 0	0- 6				
0- 0	0- 0	0- 0	NEUTRAL	0- 0	0- 0	0- 0				

RPI S	Opponent	Score	RPI S	Opponent	Score	RPI S	Opponent	Score	RPI S	Opponent	Score	Team's RPI: 334
29	A South Dakota St.	68 92	77	A Purdue	44 78	161	A Denver	62 82				
29	H South Dakota St.	52 85				161	H Denver	70 55				
33	A South Dakota	51 69				166	A Oral Roberts	56 66				
33	H South Dakota	49 71				166	H Oral Roberts	61 72				
						194	A Milwaukee	48 70				
						205	H Eastern Mich.	72 87				
						235	A Western Ill.	59 73				
						235	H Western Ill.	61 90				
						239	H SIUE	49 57				
						244	A Loyola Chicago	67 81				
						255	A North Dakota	60 79				
						268	A Western Mich.	61 69				
						295	A Eastern Ill.	63 72				
						314	H Valparaiso	64 68				
						317	A North Dakota St.	54 70				
						322	A Omaha	61 70				
						322	H Omaha	56 48				
						332	A Evansville	72 66				
LAST 12 Division I GAMES:												
29	A South Dakota St.	68 92	161	H Denver	70 55							
322	A Omaha	61 70	322	H Omaha	56 48							
161	A Denver	62 82	235	A Western Ill.	59 73							
235	H Western Ill.	61 90	33	A South Dakota	51 69							
33	H South Dakota	49 71	166	H Oral Roberts	61 72							
166	A Oral Roberts	56 66	29	H South Dakota St.	52 85							

Non-Div I Games: Taylor (IN) 84 74 Goshen 86 45 Ind.-Kokomo 87 50

Purdue Fort Wayne

Loss, Non-Conf, S Site, H Home A Away N Neutral

Quinnipiac

Through Games Of Feb. 27, 2019

Average RPI Win:	226	WON-LOST	WINNING	LAST 10	STRENGTH OF	OPP. STRENGTH	TEAM	ADJ.	CONF.	ADJ CONF.
Average RPI Loss:	36	RECORD	PCT. RANK	GAMES	SCHEDULE	OF SCHEDULE	RPI	RPI	RPI	RPI
DIV. I ONLY	21- 6	34	1- 0	101	193	49	49	26	26	
DIV. I NON-CONF.	5- 6	177	1- 0	18	11	58	58	27	27	
TOTALS	RPI 1-25	RPI 26-50	W-L RECORDS	RPI 51-100	RPI 101-150	RPI 150+				
21- 6	0- 2	0- 2	OVERALL	2- 2	3- 0	16- 0				
9- 2	0- 2	0- 0	HOME	0- 0	1- 0	8- 0				
11- 2	0- 0	0- 0	AWAY	2- 2	2- 0	7- 0				
1- 2	0- 0	0- 2	NEUTRAL	0- 0	0- 0	1- 0				
5- 6	0- 2	0- 2	NON-CONFERENCE	2- 2	1- 0	2- 0				
1- 2	0- 2	0- 0	HOME	0- 0	0- 0	1- 0				
3- 2	0- 0	0- 0	AWAY	2- 2	1- 0	0- 0				
1- 2	0- 0	0- 2	NEUTRAL	0- 0	0- 0	1- 0				
16- 0	0- 0	0- 0	CONFERENCE	0- 0	2- 0	14- 0				
8- 0	0- 0	0- 0	HOME	0- 0	1- 0	7- 0				
8- 0	0- 0	0- 0	AWAY	0- 0	1- 0	7- 0				
0- 0	0- 0	0- 0	NEUTRAL	0- 0	0- 0	0- 0				

RPI 1-25				RPI 26-50				Team's RPI: 49				RPI 51-100				RPI 101+			
RPI	S	Opponent	Score	RPI	S	Opponent	Score	RPI	S	Opponent	Score	RPI	S	Opponent	Score	RPI	S	Opponent	Score
16	H	UCF	45 47	27	N	Texas	55 56	51	A	Bucknell	58 75	114	A	Providence	48 44				
24	H	Central Mich.	52 67	30	N	Missouri	51 65	64	A	Drexel	56 52	134	A	Marist	76 69				
								68	A	Princeton	42 54	134	H	Marist	78 66				
								81	A	Harvard	72 67	180	A	Rider	66 60				
												180	H	Rider	72 56				
												210	N	Ball St.	69 66				
												231	A	Monmouth	58 46				
												231	H	Monmouth	67 38				
												267	A	Niagara	96 55				
												267	H	Niagara	62 42				
												271	H	Siena	68 31				
												276	H	Richmond	65 48				
												279	A	Canisius	55 42				
												279	H	Canisius	68 51				
												282	A	Manhattan	64 39				
												293	A	Fairfield	48 40				
												293	H	Fairfield	81 36				
												329	A	Iona	76 39				
												341	H	Saint Peter's	90 45				
LAST 12 Division I GAMES:																			
210	N	Ball St.	69 66	279	H	Canisius	68 51												
30	N	Missouri	51 65	267	H	Niagara	62 42												
134	H	Marist	78 66	180	H	Rider	72 56												
180	A	Rider	66 60	231	A	Monmouth	58 46												
293	A	Fairfield	48 40	329	A	Iona	76 39												
282	A	Manhattan	64 39	271	H	Siena	68 31												

Non-Div I Games:

Quinnipiac

Loss, Non-Conf, S Site, H Home A Away N Neutral

Average RPI Win: 234	WON-LOST	WINNING	LAST 10	STRENGTH OF	OPP. STRENGTH	TEAM	ADJ.	CONF.	ADJ CONF.
Average RPI Loss: 120	RECORD	PCT. RANK	GAMES	SCHEDULE	OF SCHEDULE	RPI	RPI	RPI	RPI
DIV. I ONLY	19- 6	42	1- 0	188	255	80	80	27	27
DIV. I NON-CONF.	5- 5	162	0- 0	118	59	114	114	29	29
TOTALS	RPI 1-25	RPI 26-50	W-L RECORDS	RPI 51-100	RPI 101-150	RPI 150+			
19- 6	0- 1	0- 0	OVERALL	1- 2	3- 1	15- 2			
9- 1	0- 0	0- 0	HOME	0- 0	1- 1	8- 0			
9- 4	0- 1	0- 0	AWAY	1- 1	2- 0	6- 2			
1- 1	0- 0	0- 0	NEUTRAL	0- 1	0- 0	1- 0			
5- 5	0- 1	0- 0	NON-CONFERENCE	1- 2	1- 1	3- 1			
2- 1	0- 0	0- 0	HOME	0- 0	0- 1	2- 0			
2- 3	0- 1	0- 0	AWAY	1- 1	1- 0	0- 1			
1- 1	0- 0	0- 0	NEUTRAL	0- 1	0- 0	1- 0			
14- 1	0- 0	0- 0	CONFERENCE	0- 0	2- 0	12- 1			
7- 0	0- 0	0- 0	HOME	0- 0	1- 0	6- 0			
7- 1	0- 0	0- 0	AWAY	0- 0	1- 0	6- 1			
0- 0	0- 0	0- 0	NEUTRAL	0- 0	0- 0	0- 0			

RPI 1-25				RPI 26-50				RPI 51-100				Team's RPI: 80				RPI 101+			
RPI	S	Opponent	Score	RPI	S	Opponent	Score	RPI	S	Opponent	Score	RPI	S	Opponent	Score	RPI	S	Opponent	Score
7	A	NC State	58 75					58	A	Virginia Tech	44 55	107	A	VCU	54 49				
								85	N	Nebraska	39 77	124	A	High Point	84 79				
								95	A	Virginia	57 44	124	H	High Point	80 58				
												131	H	Morehead St.	72 79				
												170	N	Temple	56 50				
												188	A	UNC Asheville	45 44				
												188	H	UNC Asheville	60 46				
												199	A	Hampton	54 68				
												215	A	Campbell	56 52				
												215	H	Campbell	61 57				
												238	A	Mt. St. Mary's	77 89				
												247	H	Gardner-Webb	79 69				
												256	H	ETSU	79 64				
												290	A	Winthrop	79 57				
												290	H	Winthrop	70 49				
												294	A	Charleston So.	67 41				
												301	H	South Carolina St.	61 31				
												331	H	Presbyterian	59 49				
												335	A	Longwood	68 34				
												335	H	Longwood	81 52				
												342	A	USC Upstate	82 41				
LAST 12 Division I GAMES:																			
188	A	UNC Asheville	45 44	342	A	USC Upstate	82 41												
215	H	Campbell	61 57	215	A	Campbell	56 52												
290	A	Winthrop	79 57	331	H	Presbyterian	59 49												
335	H	Longwood	81 52	335	A	Longwood	68 34												
124	A	High Point	84 79	294	A	Charleston So.	67 41												
247	H	Gardner-Webb	79 69	290	H	Winthrop	70 49												

Non-Div I Games: Shepherd 60 46

Radford

■ Loss,
 ■ Non-Conf, S Site,
 ■ Home
 ■ Away
 N Neutral

Rhode Island

Through Games Of Feb. 27, 2019

Average RPI Win:	216	WON-LOST	WINNING	LAST 10	STRENGTH OF	OPP. STRENGTH	TEAM	ADJ.	CONF.	ADJ CONF.
Average RPI Loss:	156	RECORD	PCT. RANK	GAMES	SCHEDULE	OF SCHEDULE	RPI	RPI	RPI	RPI
DIV. I ONLY	8- 19	276	1- 0	156	175	248	248	17	17	
DIV. I NON-CONF.	5- 7	206	1- 0	71	173	157	157	16	16	
TOTALS	RPI 1-25	RPI 26-50	W-L RECORDS	RPI 51-100	RPI 101-150	RPI 150+				
8- 19	0- 1	0- 1	OVERALL	0- 1	1- 7	7- 9				
3- 10	0- 0	0- 0	HOME	0- 1	1- 5	2- 4				
5- 9	0- 1	0- 1	AWAY	0- 0	0- 2	5- 5				
0- 0	0- 0	0- 0	NEUTRAL	0- 0	0- 0	0- 0				
5- 7	0- 1	0- 1	NON-CONFERENCE	0- 1	1- 3	4- 1				
3- 3	0- 0	0- 0	HOME	0- 1	1- 2	2- 0				
2- 4	0- 1	0- 1	AWAY	0- 0	0- 1	2- 1				
0- 0	0- 0	0- 0	NEUTRAL	0- 0	0- 0	0- 0				
3- 12	0- 0	0- 0	CONFERENCE	0- 0	0- 4	3- 8				
0- 7	0- 0	0- 0	HOME	0- 0	0- 3	0- 4				
3- 5	0- 0	0- 0	AWAY	0- 0	0- 1	3- 4				
0- 0	0- 0	0- 0	NEUTRAL	0- 0	0- 0	0- 0				

RPI	S	Opponent	Score	RPI	S	Opponent	Score	RPI	S	Opponent	Score	RPI	S	Opponent	Score	Team's RPI: 248
15	A	Kentucky	52 75	42	A	Clemson	67 80	81	H	Harvard	47 80	106	A	Minnesota	71 91	
												107	A	VCU	39 74	
												109	H	Fordham	38 56	
												113	H	Hartford	51 65	
												114	H	Providence	72 65	
												117	H	Boston College	64 88	
												121	H	Dayton	62 74	
												137	H	Duquesne	58 75	
												157	A	Davidson	64 58	
												157	H	Davidson	67 77	
												179	A	Saint Louis	68 56	
												190	A	Holy Cross	65 73	
												195	H	George Washington	59 64	
												196	A	George Mason	69 75	
												197	A	Robert Morris	46 41	
												226	A	Massachusetts	34 56	
												237	H	Saint Joseph's	48 55	
												255	H	North Dakota	77 63	
												260	A	St. Bonaventure	61 62	
												260	H	St. Bonaventure	68 84	
												272	H	Brown	72 67	
												276	A	Richmond	66 60	
												281	A	Vermont	61 58	
												287	A	La Salle	71 77	
LAST 12 Division I GAMES:																
272	H	Brown	72 67	287	A	La Salle	71 77									
157	A	Davidson	64 58	121	H	Dayton	62 74									
237	H	Saint Joseph's	48 55	260	H	St. Bonaventure	68 84									
260	A	St. Bonaventure	61 62	196	A	George Mason	69 75									
137	H	Duquesne	58 75	109	H	Fordham	38 56									
226	A	Massachusetts	34 56	107	A	VCU	39 74									

Non-Div I Games:

Rhode Island

■ Loss,
 ■ Non-Conf,
 ■ S Site,
 ■ H Home
 ■ A Away
 N Neutral

Average RPI Win:	197	WON-LOST	WINNING	LAST 10	STRENGTH OF	OPP. STRENGTH	TEAM	ADJ.	CONF.	ADJ CONF.
Average RPI Loss:	28	RECORD	PCT. RANK	GAMES	SCHEDULE	OF SCHEDULE	RPI	RPI	RPI	RPI
DIV. I ONLY	23- 3	10	1- 0	171	118	34	34	14	14	
DIV. I NON-CONF.	9- 3	61	0- 0	195	89	69	69	17	17	
TOTALS	RPI 1-25	RPI 26-50	W-L RECORDS	RPI 51-100	RPI 101-150	RPI 150+				
23- 3	0- 1	0- 2	OVERALL	3- 0	4- 0	16- 0				
12- 0	0- 0	0- 0	HOME	1- 0	2- 0	9- 0				
10- 2	0- 1	0- 1	AWAY	2- 0	2- 0	6- 0				
1- 1	0- 0	0- 1	NEUTRAL	0- 0	0- 0	1- 0				
9- 3	0- 1	0- 2	NON-CONFERENCE	1- 0	1- 0	7- 0				
5- 0	0- 0	0- 0	HOME	0- 0	1- 0	4- 0				
3- 2	0- 1	0- 1	AWAY	1- 0	0- 0	2- 0				
1- 1	0- 0	0- 1	NEUTRAL	0- 0	0- 0	1- 0				
14- 0	0- 0	0- 0	CONFERENCE	2- 0	3- 0	9- 0				
7- 0	0- 0	0- 0	HOME	1- 0	1- 0	5- 0				
7- 0	0- 0	0- 0	AWAY	1- 0	2- 0	4- 0				
0- 0	0- 0	0- 0	NEUTRAL	0- 0	0- 0	0- 0				

RPI 1-25				RPI 26-50				Team's RPI: 34		RPI 51-100				RPI 101+			
RPI	S	Opponent	Score	RPI	S	Opponent	Score		RPI	S	Opponent	Score	RPI	S	Opponent	Score	
22	A	Texas A&M	54 65	31	N	North Carolina	50 71		59	A	Middle Tenn.	60 47	102	A	UAB	55 43	
				32	A	UCLA	50 59		67	A	Little Rock	79 65	118	H	Charlotte	61 51	
									88	H	Old Dominion	48 42	120	A	Western Ky.	68 46	
													135	H	Georgia St.	66 49	
													163	N	Coastal Caro.	56 52	
													174	A	Louisiana Tech	61 51	
													176	A	North Texas	59 47	
													176	H	North Texas	64 52	
													182	A	Southern Miss.	58 47	
													201	A	Marshall	79 67	
													208	A	Prairie View	68 58	
													211	H	SMU	66 52	
													241	H	Texas Southern	76 71	
													277	H	UTEP	76 42	
													291	H	New Orleans	67 56	
													303	A	Incarinate Word	74 63	
													304	H	Fla. Atlantic	63 35	
													307	H	UTSA	85 54	
													313	H	FIU	76 44	
													323	H	McNeese	93 65	
LAST 12 Division I GAMES:																	
176	A	North Texas	59 47	118	H	Charlotte	61 51										
304	H	Fla. Atlantic	63 35	102	A	UAB	55 43										
313	H	FIU	76 44	59	A	Middle Tenn.	60 47										
201	A	Marshall	79 67	176	H	North Texas	64 52										
120	A	Western Ky.	68 46	277	H	UTEP	76 42										
88	H	Old Dominion	48 42	307	H	UTSA	85 54										

Non-Div I Games:

Rice

■ Loss,
■ Non-Conf, S Site,
■ Home
■ Away
N Neutral

Average RPI Win: 252	WON-LOST	WINNING	LAST 10	STRENGTH OF	OPP. STRENGTH	TEAM	ADJ.	CONF.	ADJ CONF.
Average RPI Loss: 140	RECORD	PCT. RANK	GAMES	SCHEDULE	OF SCHEDULE	RPI	RPI	RPI	RPI
DIV. I ONLY	8- 20	282	0- 1	155	171	276	276	17	17
DIV. I NON-CONF.	3- 10	278	0- 0	112	127	270	270	16	16
TOTALS	RPI 1-25	RPI 26-50	W-L RECORDS	RPI 51-100	RPI 101-150	RPI 150+			
8- 20	0- 1	0- 2	OVERALL	0- 3	0- 6	8- 8			
7- 7	0- 0	0- 1	HOME	0- 2	0- 1	7- 3			
1- 12	0- 1	0- 1	AWAY	0- 0	0- 5	1- 5			
0- 1	0- 0	0- 0	NEUTRAL	0- 1	0- 0	0- 0			
3- 10	0- 1	0- 2	NON-CONFERENCE	0- 3	0- 1	3- 3			
3- 4	0- 0	0- 1	HOME	0- 2	0- 0	3- 1			
0- 5	0- 1	0- 1	AWAY	0- 0	0- 1	0- 2			
0- 1	0- 0	0- 0	NEUTRAL	0- 1	0- 0	0- 0			
5- 10	0- 0	0- 0	CONFERENCE	0- 0	0- 5	5- 5			
4- 3	0- 0	0- 0	HOME	0- 0	0- 1	4- 2			
1- 7	0- 0	0- 0	AWAY	0- 0	0- 4	1- 3			
0- 0	0- 0	0- 0	NEUTRAL	0- 0	0- 0	0- 0			

RPI 1-25				RPI 26-50				RPI 51-100				RPI 101+ Team's RPI: 276			
RPI	S	Opponent	Score	RPI	S	Opponent	Score	RPI	S	Opponent	Score	RPI	S	Opponent	Score
16	A	UCF	48 70	39	H	Ohio	58 109	58	N	Virginia Tech	57 85	107	A	VCU	37 58
				49	A	Quinnipiac	48 65	64	H	Drexel	35 58	107	H	VCU	43 68
								94	H	Georgetown	53 73	109	A	Fordham	48 60
												121	A	Dayton	50 71
												128	A	Wake Forest	48 62
												137	A	Duquesne	54 80
												157	A	Davidson	55 78
												171	A	William & Mary	55 65
												179	A	Saint Louis	48 78
												191	H	UMES	57 55
												196	H	George Mason	52 67
												220	H	Howard	67 60
												226	A	Massachusetts	38 64
												226	H	Massachusetts	62 58
												237	H	Saint Joseph's	46 45
												248	H	Rhode Island	60 66
												260	H	St. Bonaventure	57 49
												287	A	La Salle	74 60
												287	H	La Salle	56 51
												293	H	Fairfield	40 58
												304	A	Fla. Atlantic	55 69
												305	H	UNC Greensboro	59 48
LAST 12 Division I GAMES:															
226	A	Massachusetts	38 64	121	A	Dayton	50 71								
287	H	La Salle	56 51	226	H	Massachusetts	62 58								
196	H	George Mason	52 67	287	A	La Salle	74 60								
179	A	Saint Louis	48 78	237	H	Saint Joseph's	46 45								
260	H	St. Bonaventure	57 49	137	A	Duquesne	54 80								
107	A	VCU	37 58	157	A	Davidson	55 78								

Non-Div I Games:

Richmond

■ Loss,
■ Non-Conf, S Site,
■ Home
■ Away
N Neutral

Average RPI Win:	264	WON-LOST	WINNING	LAST 10	STRENGTH OF	OPP. STRENGTH	TEAM	ADJ.	CONF.	ADJ CONF.
Average RPI Loss:	153	RECORD	PCT. RANK	GAMES	SCHEDULE	OF SCHEDULE	RPI	RPI	RPI	RPI
DIV. I ONLY	16- 11	124	0- 1	260	261	180	180	26	26	
DIV. I NON-CONF.	4- 7	228	0- 1	226	209	245	245	27	27	
TOTALS	RPI 1-25	RPI 26-50	W-L RECORDS	RPI 51-100	RPI 101-150	RPI 150+				
16- 11	0- 0	0- 2	OVERALL	0- 3	2- 1	14- 5				
7- 6	0- 0	0- 1	HOME	0- 2	1- 0	6- 3				
9- 4	0- 0	0- 1	AWAY	0- 1	1- 0	8- 2				
0- 1	0- 0	0- 0	NEUTRAL	0- 0	0- 1	0- 0				
4- 7	0- 0	0- 0	NON-CONFERENCE	0- 3	0- 1	4- 3				
2- 3	0- 0	0- 0	HOME	0- 2	0- 0	2- 1				
2- 3	0- 0	0- 0	AWAY	0- 1	0- 0	2- 2				
0- 1	0- 0	0- 0	NEUTRAL	0- 0	0- 1	0- 0				
12- 4	0- 0	0- 2	CONFERENCE	0- 0	2- 0	10- 2				
5- 3	0- 0	0- 1	HOME	0- 0	1- 0	4- 2				
7- 1	0- 0	0- 1	AWAY	0- 0	1- 0	6- 0				
0- 0	0- 0	0- 0	NEUTRAL	0- 0	0- 0	0- 0				

RPI 1-25				RPI 26-50				RPI 51-100				RPI 101+				Team's RPI: 180	
RPI	S	Opponent	Score	RPI	S	Opponent	Score	RPI	S	Opponent	Score	RPI	S	Opponent	Score		
				49	A	Quinnipiac	56 72	51	A	Bucknell	59 80	117	N	Boston College	61 112		
				49	H	Quinnipiac	60 66	68	H	Princeton	65 89	134	A	Marist	68 58		
								94	H	Georgetown	49 79	134	H	Marist	70 64		
												190	A	Holy Cross	61 71		
												227	H	Navy	60 66		
												231	A	Monmouth	55 43		
												231	H	Monmouth	65 50		
												237	A	Saint Joseph's	56 54		
												238	H	Mt. St. Mary's	85 67		
												250	A	Binghamton	62 57		
												267	A	Niagara	79 64		
												271	A	Siena	55 52		
												279	H	Canisius	49 62		
												281	A	Vermont	49 54		
												282	A	Manhattan	73 63		
												282	H	Manhattan	57 60		
												293	H	Fairfield	62 59		
												320	H	NJIT	67 46		
												329	A	Iona	66 58		
												329	H	Iona	75 64		
												341	A	Saint Peter's	78 43		
												341	H	Saint Peter's	60 38		
LAST 12 Division I GAMES:																	
				117	N	Boston College	61 112	134	H	Marist	70 64						
				267	A	Niagara	79 64	231	H	Monmouth	65 50						
				49	H	Quinnipiac	60 66	49	A	Quinnipiac	56 72						
				282	H	Manhattan	57 60	134	A	Marist	68 58						
				341	A	Saint Peter's	78 43	279	H	Canisius	49 62						
				329	H	Iona	75 64	282	A	Manhattan	73 63						

Non-Div I Games:

Rider

■ Loss,
 ■ Non-Conf,
 ■ S Site,
 ■ H Home
 ■ A Away
 N Neutral

Average RPI Win:	298	WON-LOST	WINNING	LAST 10	STRENGTH OF	OPP. STRENGTH	TEAM	ADJ.	CONF.	ADJ CONF.
Average RPI Loss:	141	RECORD	PCT. RANK	GAMES	SCHEDULE	OF SCHEDULE	RPI	RPI	RPI	RPI
DIV. I ONLY	16- 9	96	0- 1	329	300	197	197	31	31	
DIV. I NON-CONF.	2- 8	293	0- 1	245	75	318	318	31	31	
TOTALS	RPI 1-25	RPI 26-50	W-L RECORDS	RPI 51-100	RPI 101-150	RPI 150+				
16- 9	0- 1	0- 1	OVERALL	0- 1	0- 2	16- 4				
10- 3	0- 0	0- 1	HOME	0- 1	0- 0	10- 1				
6- 5	0- 1	0- 0	AWAY	0- 0	0- 2	6- 2				
0- 1	0- 0	0- 0	NEUTRAL	0- 0	0- 0	0- 1				
2- 8	0- 1	0- 1	NON-CONFERENCE	0- 1	0- 2	2- 3				
2- 3	0- 0	0- 1	HOME	0- 1	0- 0	2- 1				
0- 4	0- 1	0- 0	AWAY	0- 0	0- 2	0- 1				
0- 1	0- 0	0- 0	NEUTRAL	0- 0	0- 0	0- 1				
14- 1	0- 0	0- 0	CONFERENCE	0- 0	0- 0	14- 1				
8- 0	0- 0	0- 0	HOME	0- 0	0- 0	8- 0				
6- 1	0- 0	0- 0	AWAY	0- 0	0- 0	6- 1				
0- 0	0- 0	0- 0	NEUTRAL	0- 0	0- 0	0- 0				

RPI 1-25				RPI 26-50				RPI 51-100				RPI 101+ Team's RPI: 197			
RPI	S	Opponent	Score	RPI	S	Opponent	Score	RPI	S	Opponent	Score	RPI	S	Opponent	Score
8	A	Iowa	63 92	36	H	James Madison	36 59	74	H	Kent St.	46 54	110	A	Loyola Marymount	53 61
												119	A	Youngstown St.	59 69
												211	N	SMU	55 60
												214	H	Sacred Heart	64 46
												223	A	Bowling Green	60 61
												229	A	Saint Francis (PA)	66 60
												238	A	Mt. St. Mary's	55 61
												238	H	Mt. St. Mary's	70 58
												248	H	Rhode Island	41 46
												264	A	St. Francis Brooklyn	75 56
												264	H	St. Francis Brooklyn	74 57
												287	H	La Salle	67 39
												299	A	Bryant	60 57
												299	H	Bryant	59 56
												310	H	Wagner	69 46
												318	A	Central Conn. St.	64 57
												318	H	Central Conn. St.	60 40
												343	H	Delaware St.	64 63
												346	A	LIU Brooklyn	89 37
												346	H	LIU Brooklyn	71 54
												348	A	Fairleigh Dickinson	63 43
												348	H	Fairleigh Dickinson	71 49
LAST 12 Division I GAMES:															
110	A	Loyola Marymount	53 61	299	H	Bryant	59 56								
346	H	LIU Brooklyn	71 54	348	A	Fairleigh Dickinson	63 43								
264	H	St. Francis Brooklyn	74 57	214	H	Sacred Heart	64 46								
229	A	Saint Francis (PA)	66 60	310	H	Wagner	69 46								
238	A	Mt. St. Mary's	55 61	318	A	Central Conn. St.	64 57								
318	H	Central Conn. St.	60 40	299	A	Bryant	60 57								

Non-Div I Games: Pitt.-Johnstown 73 53

Robert Morris

■ Loss,
 ■ Non-Conf,
 ■ S Site,
 ■ H Home
 ■ A Away
 N Neutral

Average RPI Win:	142	WON-LOST	WINNING	LAST 10	STRENGTH OF	OPP. STRENGTH	TEAM	ADJ.	CONF.	ADJ CONF.
Average RPI Loss:	43	RECORD	PCT. RANK	GAMES	SCHEDULE	OF SCHEDULE	RPI	RPI	RPI	RPI
DIV. I ONLY	19- 8	63	1- 0	32	63	26	26	5	5	
DIV. I NON-CONF.	8- 3	72	1- 1	84	130	57	57	6	6	
TOTALS	RPI 1-25	RPI 26-50	W-L RECORDS	RPI 51-100	RPI 101-150	RPI 150+				
19- 8	1- 4	1- 1	OVERALL	6- 2	3- 1	8- 0				
12- 2	0- 1	1- 0	HOME	3- 1	2- 0	6- 0				
6- 4	1- 1	0- 1	AWAY	3- 1	1- 1	1- 0				
1- 2	0- 2	0- 0	NEUTRAL	0- 0	0- 0	1- 0				
8- 3	0- 2	0- 0	NON-CONFERENCE	2- 1	0- 0	6- 0				
6- 0	0- 0	0- 0	HOME	1- 0	0- 0	5- 0				
1- 1	0- 0	0- 0	AWAY	1- 1	0- 0	0- 0				
1- 2	0- 2	0- 0	NEUTRAL	0- 0	0- 0	1- 0				
11- 5	1- 2	1- 1	CONFERENCE	4- 1	3- 1	2- 0				
6- 2	0- 1	1- 0	HOME	2- 1	2- 0	1- 0				
5- 3	1- 1	0- 1	AWAY	2- 0	1- 1	1- 0				
0- 0	0- 0	0- 0	NEUTRAL	0- 0	0- 0	0- 0				

RPI	S	Opponent	Score	RPI	S	Opponent	Score	Team's RPI: 26	RPI	S	Opponent	Score	RPI	S	Opponent	Score
8	A	Iowa	66 72	40	H	Michigan St.	76 62		53	A	Indiana	69 61	106	A	Minnesota	46 60
13	A	Maryland	73 65	45	A	Michigan	76 86		53	H	Indiana	69 64	111	H	Northwestern	45 41
13	H	Maryland	48 62						58	A	Virginia Tech	51 67	127	A	Penn St.	69 61
14	N	Gonzaga	40 57						66	H	LSU	57 43	127	H	Penn St.	74 61
23	N	Drake	59 69						77	H	Purdue	65 63	152	H	Stony Brook	61 47
									78	H	Ohio St.	39 59	183	H	Wisconsin	73 53
									81	A	Harvard	60 49	212	A	Illinois	71 60
									85	A	Nebraska	62 56	229	H	Saint Francis (PA)	96 52
													242	H	Albany (NY)	65 39
													256	N	ETSU	68 44
													272	H	Brown	73 52
													318	H	Central Conn. St.	73 44
LAST 12 Division I GAMES:																
256	N	ETSU	68 44	13	H	Maryland	48 62									
14	N	Gonzaga	40 57	106	A	Minnesota	46 60									
183	H	Wisconsin	73 53	53	H	Indiana	69 64									
45	A	Michigan	76 86	127	A	Penn St.	69 61									
53	A	Indiana	69 61	8	A	Iowa	66 72									
78	H	Ohio St.	39 59	40	H	Michigan St.	76 62									

Non-Div I Games:

Rutgers

■ Loss,
■ Non-Conf, S Site,
■ Home
■ Away
N Neutral

SFA										
Average RPI Win:	240	WON-LOST	WINNING	LAST 10	STRENGTH OF	OPP. STRENGTH	TEAM	ADJ.	CONF.	ADJ CONF.
Average RPI Loss:	115	RECORD	PCT. RANK	GAMES	SCHEDULE	OF SCHEDULE	RPI	RPI	RPI	RPI
DIV. I ONLY	20- 4	17	0- 1	272	258	79	79	25	25	
DIV. I NON-CONF.	6- 3	91	0- 1	82	165	63	63	23	23	

TOTALS	RPI 1-25	RPI 26-50		W-L RECORDS	RPI 51-100	RPI 101-150		RPI 150+		
20- 4	0- 1	0- 0		OVERALL	1- 1	3- 1		16- 1		
12- 0	0- 0	0- 0		HOME	1- 0	3- 0		8- 0		
7- 4	0- 1	0- 0		AWAY	0- 1	0- 1		7- 1		
1- 0	0- 0	0- 0		NEUTRAL	0- 0	0- 0		1- 0		
6- 3	0- 1	0- 0		NON-CONFERENCE	0- 1	3- 1		3- 0		
5- 0	0- 0	0- 0		HOME	0- 0	3- 0		2- 0		
0- 3	0- 1	0- 0		AWAY	0- 1	0- 1		0- 0		
1- 0	0- 0	0- 0		NEUTRAL	0- 0	0- 0		1- 0		
14- 1	0- 0	0- 0		CONFERENCE	1- 0	0- 0		13- 1		
7- 0	0- 0	0- 0		HOME	1- 0	0- 0		6- 0		
7- 1	0- 0	0- 0		AWAY	0- 0	0- 0		7- 1		
0- 0	0- 0	0- 0		NEUTRAL	0- 0	0- 0		0- 0		

RPI 1-25				RPI 26-50				RPI 51-100 Team's RPI: 79				RPI 101+			
RPI	S	Opponent	Score	RPI	S	Opponent	Score	RPI	S	Opponent	Score	RPI	S	Opponent	Score
18	A	Miami (FL)	60 81					54	A	New Mexico	33 74	116	H	Yale	67 57
								65	H	Lamar University	70 58	136	H	Montana St.	60 53
												144	A	Texas Tech	69 77
												150	H	Tulsa	76 34
												159	A	Abilene Christian	71 55
												172	H	Nicholls St.	70 62
												185	A	Sam Houston St.	78 68
												199	N	Hampton	70 68
												241	H	Texas Southern	74 55
												243	A	A&M-Corpus Christi	44 46
												270	A	Central Ark.	59 53
												270	H	Central Ark.	79 43
												291	H	New Orleans	97 38
												303	A	Incarnate Word	66 56
												303	H	Incarnate Word	65 48
												306	A	Southeastern La.	62 51
												308	H	Morgan St.	69 42
												323	A	McNeese	97 48
												328	A	Northwestern St.	87 67
												328	H	Northwestern St.	84 56
												337	H	Houston Baptist	65 53
LAST 12 Division I GAMES:															
54	A	New Mexico	33 74	323	A	McNeese	97 48								
116	H	Yale	67 57	65	H	Lamar University	70 58								
270	H	Central Ark.	79 43	337	H	Houston Baptist	65 53								
303	H	Incarnate Word	65 48	185	A	Sam Houston St.	78 68								
243	A	A&M-Corpus Christi	44 46	270	A	Central Ark.	59 53								
328	A	Northwestern St.	87 67	159	A	Abilene Christian	71 55								

Non-Div I Games: Wiley 97 38 Cameron 86 59 Our Lady of the Lak93 77

SFA

Loss, Non-Conf, S Site, H Home A Away N Neutral

S
I
U
ES
I
U
E

SIUE

Page 245

SMU				STRENGTH OF SCHEDULE	OPP. STRENGTH OF SCHEDULE	TEAM RPI	ADJ. RPI	CONF. RPI	ADJ CONF. RPI
Average RPI Win:	224	WON-LOST RECORD	WINNING PCT. RANK						
Average RPI Loss:	116		LAST 10 GAMES						
DIV. I ONLY	10- 17	248	1- 0	107	131	211	211	9	9
DIV. I NON-CONF.	6- 7	172	1- 0	191	262	234	234	8	8
<hr/>									
TOTALS	RPI 1-25	RPI 26-50	W-L RECORDS	RPI 51-100	RPI 101-150	RPI 150+			
10- 17	0- 3	0- 2	OVERALL	0- 2	1- 6	9- 4			
7- 8	0- 1	0- 0	HOME	0- 1	1- 3	6- 3			
1- 9	0- 2	0- 2	AWAY	0- 1	0- 3	1- 1			
2- 0	0- 0	0- 0	NEUTRAL	0- 0	0- 0	2- 0			
6- 7	0- 0	0- 2	NON-CONFERENCE	0- 1	0- 3	6- 1			
4- 4	0- 0	0- 0	HOME	0- 1	0- 2	4- 1			
0- 3	0- 0	0- 2	AWAY	0- 0	0- 1	0- 0			
2- 0	0- 0	0- 0	NEUTRAL	0- 0	0- 0	2- 0			
4- 10	0- 3	0- 0	CONFERENCE	0- 1	1- 3	3- 3			
3- 4	0- 1	0- 0	HOME	0- 0	1- 1	2- 2			
1- 6	0- 2	0- 0	AWAY	0- 1	0- 2	1- 1			
0- 0	0- 0	0- 0	NEUTRAL	0- 0	0- 0	0- 0			

RPI 1-25				RPI 26-50				RPI 51-100				RPI 101+ Team's RPI: 211			
RPI	S	Opponent	Score	RPI	S	Opponent	Score	RPI	S	Opponent	Score	RPI	S	Opponent	Score
6	A	UConn	39 79	34	A	Rice	52 66	84	A	Cincinnati	57 69	103	A	Houston	68 69
16	A	UCF	43 55	43	A	TCU	63 65	92	H	UT Arlington	41 66	103	H	Houston	61 72
16	H	UCF	54 66									112	A	Northern Colo.	57 58
												123	H	South Fla.	46 44
												130	H	Oklahoma	61 77
												145	H	Alabama	61 62
												150	A	Tulsa	35 49
												165	A	Tulane	64 60
												165	H	Tulane	43 61
												170	H	Temple	53 52
												176	H	North Texas	73 66
												197	N	Robert Morris	60 55
												220	H	East Carolina	54 64
												246	A	Wichita St.	42 53
												246	H	Wichita St.	78 50
												254	N	Northern Ariz.	55 48
												266	H	CSU Bakersfield	49 43
												306	H	Southeastern La.	62 63
												315	H	La.-Monroe	49 38
												326	H	Mississippi Val.	62 47
<hr/>															
LAST 12 Division I GAMES:															
254	N	Northern Ariz.	55 48	150	A	Tulsa	35 49								
165	A	Tulane	64 60	103	A	Houston	68 69								
170	H	Temple	53 52	123	H	South Fla.	46 44								
246	A	Wichita St.	42 53	6	A	UConn	39 79								
220	H	East Carolina	54 64	16	A	UCF	43 55								
16	H	UCF	54 66	246	H	Wichita St.	78 50								

Non-Div I Games:

SMU

■ Loss,
 ■ Non-Conf,
 ■ S Site,
 ■ Home
 ■ A Away
 N Neutral

Sacramento St.

Through Games Of Feb. 27, 2019

Average RPI Win:	264	WON-LOST	WINNING	LAST 10	STRENGTH OF	OPP. STRENGTH	TEAM	ADJ.	CONF.	ADJ CONF.
Average RPI Loss:	128	RECORD	PCT. RANK	GAMES	SCHEDULE	OF SCHEDULE	RPI	RPI	RPI	RPI
DIV. I ONLY	9- 14	241	1- 0	185	211	232	232	16	16	
DIV. I NON-CONF.	3- 4	199	1- 0	144	271	213	213	12	12	
TOTALS	RPI 1-25	RPI 26-50	W-L RECORDS	RPI 51-100	RPI 101-150	RPI 150+				
9- 14	0- 0	0- 0	OVERALL	0- 5	0- 6	9- 3				
4- 7	0- 0	0- 0	HOME	0- 2	0- 3	4- 2				
3- 6	0- 0	0- 0	AWAY	0- 3	0- 2	3- 1				
2- 1	0- 0	0- 0	NEUTRAL	0- 0	0- 1	2- 0				
3- 4	0- 0	0- 0	NON-CONFERENCE	0- 2	0- 1	3- 1				
1- 2	0- 0	0- 0	HOME	0- 1	0- 0	1- 1				
0- 1	0- 0	0- 0	AWAY	0- 1	0- 0	0- 0				
2- 1	0- 0	0- 0	NEUTRAL	0- 0	0- 1	2- 0				
6- 10	0- 0	0- 0	CONFERENCE	0- 3	0- 5	6- 2				
3- 5	0- 0	0- 0	HOME	0- 1	0- 3	3- 1				
3- 5	0- 0	0- 0	AWAY	0- 2	0- 2	3- 1				
0- 0	0- 0	0- 0	NEUTRAL	0- 0	0- 0	0- 0				

RPI S	Opponent	Score	RPI S	Opponent	Score	RPI S	Opponent	Score	RPI S	Opponent	Score	Team's RPI: 232
						54	A New Mexico	53 85	101	N Pepperdine	97 113	
						82	H UC Davis	60 109	112	A Northern Colo.	69 82	
						89	A Idaho	66 104	112	H Northern Colo.	61 71	
						91	A Idaho St.	43 73	126	A Portland St.	58 74	
						91	H Idaho St.	42 56	126	H Portland St.	57 75	
									136	H Montana St.	53 69	
									169	H Montana	86 88	
									187	A Eastern Wash.	73 70	
									199	N Hampton	65 61	
									212	N Illinois	109 107	
									249	H San Francisco	75 86	
									254	A Northern Ariz.	69 71	
									254	H Northern Ariz.	65 61	
									285	A Southern Utah	75 69	
									285	H Southern Utah	77 76	
									316	H Cal Poly	88 85	
									319	A Weber St.	78 69	
									319	H Weber St.	77 62	
LAST 12 Division I GAMES:												
			199	N Hampton	65 61	126	A Portland St.	58 74				
			126	H Portland St.	57 75	319	H Weber St.	77 62				
			319	A Weber St.	78 69	91	H Idaho St.	42 56				
			254	A Northern Ariz.	69 71	187	A Eastern Wash.	73 70				
			285	A Southern Utah	75 69	89	A Idaho	66 104				
			112	H Northern Colo.	61 71	285	H Southern Utah	77 76				

Non-Div I Games: Antelope Valley 86 80

Sacramento St.

Loss, Non-Conf, S Site, H Home A Away N Neutral

Average RPI Win: 299		WON-LOST	WINNING	LAST 10	STRENGTH OF	OPP. STRENGTH	TEAM	ADJ.	CONF.	ADJ CONF.
Average RPI Loss: 195		RECORD	PCT. RANK	GAMES	SCHEDULE	OF SCHEDULE	RPI	RPI	RPI	RPI
DIV. I ONLY		15- 11	132	1- 0	325	340	214	214	31	31
DIV. I NON-CONF.		4- 7	228	0- 0	198	261	215	215	31	31
TOTALS		RPI 1-25	RPI 26-50	W-L RECORDS	RPI 51-100	RPI 101-150	RPI 150+			
15- 11	0- 1		0- 0	OVERALL	0- 0	0- 2	15- 8			
7- 4	0- 0		0- 0	HOME	0- 0	0- 0	7- 4			
8- 7	0- 1		0- 0	AWAY	0- 0	0- 2	8- 4			
0- 0	0- 0		0- 0	NEUTRAL	0- 0	0- 0	0- 0			
4- 7	0- 1		0- 0	NON-CONFERENCE	0- 0	0- 2	4- 4			
1- 3	0- 0		0- 0	HOME	0- 0	0- 0	1- 3			
3- 4	0- 1		0- 0	AWAY	0- 0	0- 2	3- 1			
0- 0	0- 0		0- 0	NEUTRAL	0- 0	0- 0	0- 0			
11- 4	0- 0		0- 0	CONFERENCE	0- 0	0- 0	11- 4			
6- 1	0- 0		0- 0	HOME	0- 0	0- 0	6- 1			
5- 3	0- 0		0- 0	AWAY	0- 0	0- 0	5- 3			
0- 0	0- 0		0- 0	NEUTRAL	0- 0	0- 0	0- 0			

RPI 1-25					
RPI	S	Opponent	Score		
15	A	Kentucky	43	71	
RPI 26-50					
RPI	S	Opponent	Score		
RPI 51-100					
RPI	S	Opponent	Score		
Team's RPI: 214					
RPI	S	Opponent	Score		
114	A	Providence	52	62	
139	A	Lehigh	66	70	
152	H	Stony Brook	58	73	
197	A	Robert Morris	46	64	
219	A	Hofstra	70	64	
226	A	Massachusetts	61	78	
229	A	Saint Francis (PA)	68	85	
231	H	Monmouth	50	55	
237	H	Saint Joseph's	44	61	
238	H	Mt. St. Mary's	76	41	
264	A	St. Francis Brooklyn	68	66	
264	H	St. Francis Brooklyn	53	56	
271	H	Siena	72	50	
282	A	Manhattan	74	46	
299	A	Bryant	67	57	
299	H	Bryant	49	48	
310	A	Wagner	80	68	
310	H	Wagner	72	64	
312	A	New Hampshire	71	60	
318	A	Central Conn. St.	73	46	
318	H	Central Conn. St.	66	61	
346	A	LIU Brooklyn	64	69	
346	H	LIU Brooklyn	75	53	
348	A	Fairleigh Dickinson	82	63	
348	H	Fairleigh Dickinson	68	62	
LAST 12 Division I GAMES:					
348	A	Fairleigh Dickinson	82	63	
318	A	Central Conn. St.	73	46	
346	A	LIU Brooklyn	64	69	
299	A	Bryant	67	57	
348	H	Fairleigh Dickinson	68	62	
238	H	Mt. St. Mary's	76	41	
264	H	St. Francis Brooklyn	53	56	
197	A	Robert Morris	46	64	
229	A	Saint Francis (PA)	68	85	
310	H	Wagner	72	64	
264	A	St. Francis Brooklyn	68	66	
299	H	Bryant	49	48	

Non-Div I Games:

Sacred Heart

Loss, Non-Conf, S Site, H Home A Away N Neutral

Average RPI Win:	282	WON-LOST	WINNING	LAST 10	STRENGTH OF	OPP. STRENGTH	TEAM	ADJ.	CONF.	ADJ CONF.
Average RPI Loss:	167	RECORD	PCT. RANK	GAMES	SCHEDULE	OF SCHEDULE	RPI	RPI	RPI	RPI
DIV. I ONLY	12- 14	196	0- 1	239	303	229	229	31	31	
DIV. I NON-CONF.	2- 9	297	0- 1	43	86	206	206	31	31	
TOTALS	RPI 1-25	RPI 26-50	W-L RECORDS	RPI 51-100	RPI 101-150	RPI 150+				
12- 14	0- 1	0- 1	OVERALL	0- 2	1- 3	11- 7				
8- 4	0- 0	0- 0	HOME	0- 1	1- 1	7- 2				
4- 8	0- 1	0- 1	AWAY	0- 0	0- 2	4- 4				
0- 2	0- 0	0- 0	NEUTRAL	0- 1	0- 0	0- 1				
2- 9	0- 1	0- 1	NON-CONFERENCE	0- 2	1- 3	1- 2				
1- 2	0- 0	0- 0	HOME	0- 1	1- 1	0- 0				
1- 5	0- 1	0- 1	AWAY	0- 0	0- 2	1- 1				
0- 2	0- 0	0- 0	NEUTRAL	0- 1	0- 0	0- 1				
10- 5	0- 0	0- 0	CONFERENCE	0- 0	0- 0	10- 5				
7- 2	0- 0	0- 0	HOME	0- 0	0- 0	7- 2				
3- 3	0- 0	0- 0	AWAY	0- 0	0- 0	3- 3				
0- 0	0- 0	0- 0	NEUTRAL	0- 0	0- 0	0- 0				

RPI 1-25				RPI 26-50				RPI 51-100				RPI 101+ Team's RPI: 229			
RPI	S	Opponent	Score	RPI	S	Opponent	Score	RPI	S	Opponent	Score	RPI	S	Opponent	Score
2	A	Baylor	58 116	26	A	Rutgers	52 96	60	N	Boise St.	64 78	119	A	Youngstown St.	56 80
								69	H	FGCU	69 83	125	A	Pittsburgh	75 78
												131	H	Morehead St.	89 83
												137	H	Duquesne	73 93
												169	N	Montana	77 79
												197	H	Robert Morris	60 66
												213	A	Liberty	53 82
												214	H	Sacred Heart	85 68
												238	A	Mt. St. Mary's	83 72
												238	H	Mt. St. Mary's	68 66
												264	A	St. Francis Brooklyn	65 78
												264	H	St. Francis Brooklyn	86 84
												299	A	Bryant	63 66
												299	H	Bryant	78 66
												310	H	Wagner	107 70
												318	A	Central Conn. St.	62 73
												318	H	Central Conn. St.	83 68
												335	A	Longwood	91 88
												346	A	LIU Brooklyn	80 66
												346	H	LIU Brooklyn	69 75
												348	A	Fairleigh Dickinson	77 65
												348	H	Fairleigh Dickinson	75 64
LAST 12 Division I GAMES:															
				169	N	Montana	77 79					318	H	Central Conn. St.	83 68
				264	H	St. Francis Brooklyn	86 84					238	A	Mt. St. Mary's	83 72
				346	H	LIU Brooklyn	69 75					310	H	Wagner	107 70
				197	H	Robert Morris	60 66					214	H	Sacred Heart	85 68
				348	A	Fairleigh Dickinson	77 65					299	A	Bryant	63 66
				299	H	Bryant	78 66					318	A	Central Conn. St.	62 73

Non-Div I Games: Seton Hill 86 74

Saint Francis (PA)

■ Loss,
 ■ Non-Conf,
 ■ S Site,
 ■ Home
 ■ A Away
 N Neutral

Saint Joseph's

Through Games Of Feb. 27, 2019

Average RPI Win:	243	WON-LOST	WINNING	LAST 10	STRENGTH OF	OPP. STRENGTH	TEAM	ADJ.	CONF.	ADJ CONF.
Average RPI Loss:	137	RECORD	PCT. RANK	GAMES	SCHEDULE	OF SCHEDULE	RPI	RPI	RPI	RPI
DIV. I ONLY	11- 17	239	1- 0	200	168	237	237	17	17	
DIV. I NON-CONF.	4- 9	252	1- 0	144	176	252	252	16	16	
TOTALS	RPI 1-25	RPI 26-50	W-L RECORDS	RPI 51-100	RPI 101-150	RPI 150+				
11- 17	0- 0	0- 2	OVERALL	0- 2	0- 7	11- 6				
7- 8	0- 0	0- 2	HOME	0- 0	0- 3	7- 3				
4- 9	0- 0	0- 0	AWAY	0- 2	0- 4	4- 3				
0- 0	0- 0	0- 0	NEUTRAL	0- 0	0- 0	0- 0				
4- 9	0- 0	0- 2	NON-CONFERENCE	0- 2	0- 2	4- 3				
3- 5	0- 0	0- 2	HOME	0- 0	0- 1	3- 2				
1- 4	0- 0	0- 0	AWAY	0- 2	0- 1	1- 1				
0- 0	0- 0	0- 0	NEUTRAL	0- 0	0- 0	0- 0				
7- 8	0- 0	0- 0	CONFERENCE	0- 0	0- 5	7- 3				
4- 3	0- 0	0- 0	HOME	0- 0	0- 2	4- 1				
3- 5	0- 0	0- 0	AWAY	0- 0	0- 3	3- 2				
0- 0	0- 0	0- 0	NEUTRAL	0- 0	0- 0	0- 0				

RPI 1-25				RPI 26-50				RPI 51-100				RPI 101+				Team's RPI: 237	
RPI	S	Opponent	Score	RPI	S	Opponent	Score	RPI	S	Opponent	Score	RPI	S	Opponent	Score		
				47	H	Auburn	70 81	64	A	Drexel	34 51	107	A	VCU	40 59		
				50	H	Villanova	35 47	72	A	Penn	45 65	107	H	VCU	47 65		
												108	H	Towson	52 73		
												121	A	Dayton	65 72		
												137	A	Duquesne	73 81		
												137	H	Duquesne	56 67		
												148	A	Delaware	39 48		
												157	H	Davidson	66 54		
												170	H	Temple	52 58		
												179	H	Saint Louis	49 62		
												180	H	Rider	54 56		
												195	A	George Washington	41 38		
												196	A	George Mason	59 68		
												214	A	Sacred Heart	61 44		
												226	H	Massachusetts	55 54		
												227	A	Navy	48 49		
												234	H	Columbia	68 61		
												248	A	Rhode Island	55 48		
												260	H	St. Bonaventure	66 41		
												267	H	Niagara	68 54		
												276	A	Richmond	45 46		
												287	A	La Salle	64 63		
												287	H	La Salle	60 57		
												296	H	Loyola Maryland	49 46		
LAST 12 Division I GAMES:																	
				296	H	Loyola Maryland	49 46	195	A	George Washington	41 38						
				196	A	George Mason	59 68	157	H	Davidson	66 54						
				248	A	Rhode Island	55 48	107	H	VCU	47 65						
				137	H	Duquesne	56 67	121	A	Dayton	65 72						
				287	A	La Salle	64 63	276	A	Richmond	45 46						
				226	H	Massachusetts	55 54	287	H	La Salle	60 57						

Non-Div I Games:

Saint Joseph's

■ Loss,
 ■ Non-Conf,
 ■ S Site,
 ■ H Home
 ■ A Away
 N Neutral

Saint Louis

Through Games Of Feb. 27, 2019

Average RPI Win:	209	WON-LOST	WINNING	LAST 10	STRENGTH OF	OPP. STRENGTH	TEAM	ADJ.	CONF.	ADJ CONF.
Average RPI Loss:	132	RECORD	PCT. RANK	GAMES	SCHEDULE	OF SCHEDULE	RPI	RPI	RPI	RPI
DIV. I ONLY	14- 14	170	1- 0	183	124	179	179	17	17	
DIV. I NON-CONF.	5- 8	224	1- 0	218	37	218	218	16	16	
TOTALS	RPI 1-25	RPI 26-50	W-L RECORDS	RPI 51-100	RPI 101-150	RPI 150+				
14- 14	0- 1	0- 1	OVERALL	1- 1	3- 5	10- 6				
8- 6	0- 1	0- 1	HOME	0- 1	2- 1	6- 2				
6- 6	0- 0	0- 0	AWAY	1- 0	1- 3	4- 3				
0- 2	0- 0	0- 0	NEUTRAL	0- 0	0- 1	0- 1				
5- 8	0- 1	0- 1	NON-CONFERENCE	1- 1	0- 2	4- 3				
2- 4	0- 1	0- 1	HOME	0- 1	0- 0	2- 1				
3- 2	0- 0	0- 0	AWAY	1- 0	0- 1	2- 1				
0- 2	0- 0	0- 0	NEUTRAL	0- 0	0- 1	0- 1				
9- 6	0- 0	0- 0	CONFERENCE	0- 0	3- 3	6- 3				
6- 2	0- 0	0- 0	HOME	0- 0	2- 1	4- 1				
3- 4	0- 0	0- 0	AWAY	0- 0	1- 2	2- 2				
0- 0	0- 0	0- 0	NEUTRAL	0- 0	0- 0	0- 0				

RPI 1-25				RPI 26-50				RPI 51-100				RPI 101+ Team's RPI: 179			
RPI	S	Opponent	Score	RPI	S	Opponent	Score	RPI	S	Opponent	Score	RPI	S	Opponent	Score
6	H	UConn	42 98	30	H	Missouri	62 74	84	H	Cincinnati	50 51	107	A	VCU	47 57
								95	A	Virginia	67 65	107	H	VCU	76 60
												109	A	Fordham	51 54
												109	H	Fordham	53 56
												116	N	Yale	52 58
												121	H	Dayton	68 65
												137	A	Duquesne	67 63
												150	A	Tulsa	75 86
												151	H	Southern Ill.	62 58
												157	A	Davidson	57 60
												160	A	Illinois St.	67 72
												162	N	Chattanooga	61 71
												189	H	Indiana St.	56 60
												195	H	George Washington	60 44
												196	H	George Mason	60 53
												226	A	Massachusetts	66 70
												237	A	Saint Joseph's	62 49
												239	H	SIUE	63 56
												248	H	Rhode Island	56 68
												260	A	St. Bonaventure	62 45
												276	H	Richmond	78 48
												287	H	La Salle	69 58
												304	A	Fla. Atlantic	93 61
												327	A	Eastern Ky.	70 43
LAST 12 Division I GAMES:															
				304	A	Fla. Atlantic	93 61					109	A	Fordham	51 54
				107	H	VCU	76 60					195	H	George Washington	60 44
				157	A	Davidson	57 60					196	H	George Mason	60 53
				276	H	Richmond	78 48					107	A	VCU	47 57
				137	A	Duquesne	67 63					121	H	Dayton	68 65
				287	H	La Salle	69 58					260	A	St. Bonaventure	62 45

Non-Div I Games:

Saint Louis

■ Loss,
 ■ Non-Conf,
 ■ S Site,
 ■ Home
 ■ A Away
 N Neutral

Through Games of Feb. 17, 1919				Through Games of Feb. 17, 1919						
Average RPI Win:	178	WON-LOST	WINNING	LAST 10	STRENGTH OF	OPP. STRENGTH	TEAM	ADJ.	CONF.	ADJ CONF.
Average RPI Loss:	51	RECORD	PCT. RANK	GAMES	SCHEDULE	OF SCHEDULE	RPI	RPI	RPI	RPI
DIV. I ONLY	18- 10	93	1- 0	63	82	55	55	8	8	
DIV. I NON-CONF.	7- 4	108	1- 0	63	49	56	56	7	7	
<hr/>										
TOTALS	RPI 1-25	RPI 26-50		W-L RECORDS		RPI 51-100	RPI 101-150	RPI 150+		
18- 10	0- 4	1- 2		OVERALL		2- 2	3- 2	12- 0		
8- 4	0- 2	0- 2		HOME		1- 0	2- 0	5- 0		
8- 6	0- 2	1- 0		AWAY		0- 2	1- 2	6- 0		
2- 0	0- 0	0- 0		NEUTRAL		1- 0	0- 0	1- 0		
7- 4	0- 2	0- 1		NON-CONFERENCE		2- 1	1- 0	4- 0		
2- 2	0- 1	0- 1		HOME		1- 0	0- 0	1- 0		
3- 2	0- 1	0- 0		AWAY		0- 1	1- 0	2- 0		
2- 0	0- 0	0- 0		NEUTRAL		1- 0	0- 0	1- 0		
11- 6	0- 2	1- 1		CONFERENCE		0- 1	2- 2	8- 0		
6- 2	0- 1	0- 1		HOME		0- 0	2- 0	4- 0		
5- 4	0- 1	1- 0		AWAY		0- 1	0- 2	4- 0		
0- 0	0- 0	0- 0		NEUTRAL		0- 0	0- 0	0- 0		

RPI 1-25				RPI 26-50				RPI 51-100				RPI 101+			
RPI	S	Opponent	Score	RPI	S	Opponent	Score	RPI	S	Opponent	Score	RPI	S	Opponent	Score
5	H	Oregon	55 79	28	A	BYU	78 75	56	H	Wyoming	90 84	101	A	Pepperdine	72 77
14	A	Gonzaga	62 74	28	H	BYU	73 74	82	A	UC Davis	74 76	101	H	Pepperdine	79 68
14	H	Gonzaga	52 66	38	H	California	78 81	88	N	Old Dominion	83 65	110	A	Loyola Marymount	56 69
20	A	Oregon St.	56 89					93	A	Pacific	67 76	110	H	Loyola Marymount	86 62
												143	A	Washington St.	70 64
												167	A	Santa Clara	83 59
												167	H	Santa Clara	81 68
												168	N	Texas St.	89 62
												178	A	Portland	98 91
												178	H	Portland	113 85
												194	H	Milwaukee	73 71
												249	A	San Francisco	80 65
												249	H	San Francisco	88 63
												259	A	San Diego	80 49
												259	H	San Diego	74 60
												300	A	UC Santa Barbara	80 55
												316	A	Cal Poly	69 51
LAST 12 Division I GAMES:															
				88	N	Old Dominion	83 65	28	A	BYU	78 75				
				101	A	Pepperdine	72 77	14	H	Gonzaga	52 66				
				110	A	Loyola Marymount	56 69	178	H	Portland	113 85				
				249	H	San Francisco	88 63	110	H	Loyola Marymount	86 62				
				167	H	Santa Clara	81 68	101	H	Pepperdine	79 68				
				259	A	San Diego	80 49	167	A	Santa Clara	83 59				

Non-Div I Games:

Saint Mary's (CA)

Loss, Non-Conf, S Site, H Home A Away N Neutral

Saint Peter's

Through Games Of Feb. 27, 2019

Average RPI Win:	324	WON-LOST	WINNING	LAST 10	STRENGTH OF	OPP. STRENGTH	TEAM	ADJ.	CONF.	ADJ CONF.
Average RPI Loss:	229	RECORD	PCT. RANK	GAMES	SCHEDULE	OF SCHEDULE	RPI	RPI	RPI	RPI
DIV. I ONLY	6- 21	309	0- 1	342	319	341	341	26	26	
DIV. I NON-CONF.	5- 6	177	0- 0	340	344	303	303	27	27	
TOTALS	RPI 1-25	RPI 26-50	W-L RECORDS	RPI 51-100	RPI 101-150	RPI 150+				
6- 21	0- 0	0- 1	OVERALL	0- 0	0- 4	6- 16				
4- 8	0- 0	0- 0	HOME	0- 0	0- 1	4- 7				
2- 13	0- 0	0- 1	AWAY	0- 0	0- 3	2- 9				
0- 0	0- 0	0- 0	NEUTRAL	0- 0	0- 0	0- 0				
5- 6	0- 0	0- 0	NON-CONFERENCE	0- 0	0- 3	5- 3				
4- 1	0- 0	0- 0	HOME	0- 0	0- 0	4- 1				
1- 5	0- 0	0- 0	AWAY	0- 0	0- 3	1- 2				
0- 0	0- 0	0- 0	NEUTRAL	0- 0	0- 0	0- 0				
1- 15	0- 0	0- 1	CONFERENCE	0- 0	0- 1	1- 13				
0- 7	0- 0	0- 0	HOME	0- 0	0- 1	0- 6				
1- 8	0- 0	0- 1	AWAY	0- 0	0- 0	1- 7				
0- 0	0- 0	0- 0	NEUTRAL	0- 0	0- 0	0- 0				

RPI S	Opponent	Score	RPI S	Opponent	Score	RPI S	Opponent	Score	RPI S	Opponent	Score	Team's RPI: 341
			49	A Quinnipiac	45 90				116	A Yale	56 72	
									117	A Boston College	57 89	
									134	H Marist	42 62	
									138	A Seton Hall	47 90	
									180	A Rider	38 60	
									180	H Rider	43 78	
									231	A Monmouth	50 70	
									257	H Cal St. Fullerton	45 69	
									264	A St. Francis Brooklyn	70 74	
									267	A Niagara	57 81	
									267	H Niagara	66 75	
									271	A Siena	46 50	
									271	H Siena	57 84	
									279	A Canisius	59 78	
									279	H Canisius	62 75	
									282	A Manhattan	46 62	
									282	H Manhattan	44 62	
									293	A Fairfield	68 65	
									293	H Fairfield	61 69	
									310	H Wagner	69 57	
									320	H NJIT	70 57	
									321	A UMass Lowell	57 59	
									325	A Lafayette	62 60	
									329	A Iona	57 61	
									346	H LIU Brooklyn	86 59	
									348	H Fairleigh Dickinson	75 58	
LAST 12 Division I GAMES:												
			282	A Manhattan	46 62		279	A Canisius	59 78			
			293	H Fairfield	61 69		267	A Niagara	57 81			
			231	A Monmouth	50 70		271	A Siena	46 50			
			329	A Iona	57 61		134	H Marist	42 62			
			180	H Rider	43 78		180	A Rider	38 60			
			282	H Manhattan	44 62		293	A Fairfield	68 65			

Non-Div I Games:

Saint Peter's

■ Loss,
 ■ Non-Conf,
 ■ S Site,
 ■ Home
 ■ A Away
 N Neutral

Average RPI Win:	278	WON-LOST	WINNING	LAST 10	STRENGTH OF	OPP. STRENGTH	TEAM	ADJ.	CONF.	ADJ CONF.
Average RPI Loss:	127	RECORD	PCT. RANK	GAMES	SCHEDULE	OF SCHEDULE	RPI	RPI	RPI	RPI
DIV. I ONLY	12- 11	160	1- 0	217	267	185	185	25	25	
DIV. I NON-CONF.	2- 5	264	0- 0	104	144	172	172	23	23	
TOTALS	RPI 1-25	RPI 26-50	W-L RECORDS	RPI 51-100	RPI 101-150	RPI 150+				
12- 11	0- 0	0- 1	OVERALL	0- 5	0- 0	12- 5				
6- 4	0- 0	0- 0	HOME	0- 2	0- 0	6- 2				
6- 6	0- 0	0- 1	AWAY	0- 2	0- 0	6- 3				
0- 1	0- 0	0- 0	NEUTRAL	0- 1	0- 0	0- 0				
2- 5	0- 0	0- 1	NON-CONFERENCE	0- 2	0- 0	2- 2				
0- 1	0- 0	0- 0	HOME	0- 0	0- 0	0- 1				
2- 3	0- 0	0- 1	AWAY	0- 1	0- 0	2- 1				
0- 1	0- 0	0- 0	NEUTRAL	0- 1	0- 0	0- 0				
10- 6	0- 0	0- 0	CONFERENCE	0- 3	0- 0	10- 3				
6- 3	0- 0	0- 0	HOME	0- 2	0- 0	6- 1				
4- 3	0- 0	0- 0	AWAY	0- 1	0- 0	4- 2				
0- 0	0- 0	0- 0	NEUTRAL	0- 0	0- 0	0- 0				

RPI S	Opponent	Score	RPI S	Opponent	Score	RPI S	Opponent	Score	RPI S	Opponent	Score	Team's RPI: 185
43	A TCU	59 72	65	A Lamar University	76 81	159	A Abilene Christian	72 63				
			65	H Lamar University	72 83	159	H Abilene Christian	79 91				
			66	A LSU	52 66	166	H Oral Roberts	62 73				
			79	H SFA	68 78	172	A Nicholls St.	81 84				
			97	N Troy	79 84	182	A Southern Miss.	65 61				
						243	A A&M-Corpus Christi	61 76				
						243	H A&M-Corpus Christi	61 59				
						246	A Wichita St.	55 63				
						261	A Louisiana	68 62				
						270	H Central Ark.	66 62				
						291	H New Orleans	86 62				
						303	A Incarnate Word	76 56				
						306	H Southeastern La.	94 63				
						323	A McNeese	93 80				
						328	H Northwestern St.	66 55				
						337	A Houston Baptist	74 63				
						337	H Houston Baptist	83 64				
LAST 12 Division I GAMES:												
291	H	New Orleans	86	62	323	A	McNeese	93	80			
337	H	Houston Baptist	83	64	79	H	SFA	68	78			
172	A	Nicholls St.	81	84	306	H	Southeastern La.	94	63			
65	A	Lamar University	76	81	65	H	Lamar University	72	83			
243	H	A&M-Corpus Christi	61	59	328	H	Northwestern St.	66	55			
159	A	Abilene Christian	72	63	337	A	Houston Baptist	74	63			

Non-Div I Games: UNKNOWN 94 46 Wiley 101 63 Jarvis Christian 100 55

Sam Houston St.

Average RPI Win: 284	WON-LOST	WINNING	LAST 10	STRENGTH OF	OPP. STRENGTH	TEAM	ADJ.	CONF.	ADJ CONF.
Average RPI Loss: 174	RECORD	PCT. RANK	GAMES	SCHEDULE	OF SCHEDULE	RPI	RPI	RPI	RPI
DIV. I ONLY	7- 18	285	0- 1	278	228	286	286	28	28
DIV. I NON-CONF.	3- 10	278	0- 0	154	218	223	223	24	24
TOTALS	RPI 1-25	RPI 26-50	W-L RECORDS	RPI 51-100	RPI 101-150	RPI 150+			
7- 18	0- 0	0- 1	OVERALL	0- 1	0- 3	7- 13			
4- 3	0- 0	0- 0	HOME	0- 0	0- 1	4- 2			
3- 15	0- 0	0- 1	AWAY	0- 1	0- 2	3- 11			
0- 0	0- 0	0- 0	NEUTRAL	0- 0	0- 0	0- 0			
3- 10	0- 0	0- 1	NON-CONFERENCE	0- 1	0- 3	3- 5			
1- 1	0- 0	0- 0	HOME	0- 0	0- 1	1- 0			
2- 9	0- 0	0- 1	AWAY	0- 1	0- 2	2- 5			
0- 0	0- 0	0- 0	NEUTRAL	0- 0	0- 0	0- 0			
4- 8	0- 0	0- 0	CONFERENCE	0- 0	0- 0	4- 8			
3- 2	0- 0	0- 0	HOME	0- 0	0- 0	3- 2			
1- 6	0- 0	0- 0	AWAY	0- 0	0- 0	1- 6			
0- 0	0- 0	0- 0	NEUTRAL	0- 0	0- 0	0- 0			

RPI S	Opponent	Score	RPI S	Opponent	Score	RPI S	Opponent	Score	RPI S	Opponent	Score	Team's RPI: 286
47	A Auburn	46 73	97	A Troy	52 72	102	H UAB	41 66	129	A Oklahoma St.	62 82	
						132	A UT Martin	68 89	153	A Mercer	68 76	
						153	H Mercer	52 68	161	A Denver	87 83	
						162	A Chattanooga	56 61	162	H Chattanooga	63 73	
						164	A Colorado	39 81	182	A Southern Miss.	40 76	
						193	A Vanderbilt	52 77	199	A Hampton	57 64	
						209	A Memphis	48 53	216	A Furman	36 57	
						256	A ETSU	50 71	256	H ETSU	79 58	
						258	A Alabama St.	60 51	262	A Wofford	62 71	
						305	A UNC Greensboro	54 55	305	H UNC Greensboro	57 53	
						331	H Presbyterian	75 54	338	A Western Caro.	75 42	
						338	H Western Caro.	58 43				
LAST 12 Division I GAMES:												
256	A ETSU	50 71	216	A Furman	36 57							
162	A Chattanooga	56 61	162	H Chattanooga	63 73							
305	H UNC Greensboro	57 53	256	H ETSU	79 58							
338	H Western Caro.	58 43	338	A Western Caro.	75 42							
153	H Mercer	52 68	305	A UNC Greensboro	54 55							
262	A Wofford	62 71	153	A Mercer	68 76							

Non-Div I Games: Rhodes 71 54 Montevallo 73 47

Samford

Loss, Non-Conf, S Site, H Home A Away N Neutral

San Diego

Through Games Of Feb. 27, 2019

Average RPI Win:	243	WON-LOST	WINNING	LAST 10	STRENGTH OF	OPP. STRENGTH	TEAM	ADJ.	CONF.	ADJ CONF.
Average RPI Loss:	113	RECORD	PCT. RANK	GAMES	SCHEDULE	OF SCHEDULE	RPI	RPI	RPI	RPI
DIV. I ONLY	7- 19	290	0- 1	141	97	259	259	8	8	
DIV. I NON-CONF.	6- 4	125	0- 0	326	204	229	229	7	7	
TOTALS	RPI 1-25	RPI 26-50	W-L RECORDS	RPI 51-100	RPI 101-150	RPI 150+				
7- 19	0- 2	0- 3	OVERALL	0- 4	0- 5	7- 5				
5- 8	0- 1	0- 2	HOME	0- 2	0- 2	5- 1				
2- 11	0- 1	0- 1	AWAY	0- 2	0- 3	2- 4				
0- 0	0- 0	0- 0	NEUTRAL	0- 0	0- 0	0- 0				
6- 4	0- 0	0- 1	NON-CONFERENCE	0- 0	0- 1	6- 2				
5- 1	0- 0	0- 1	HOME	0- 0	0- 0	5- 0				
1- 3	0- 0	0- 0	AWAY	0- 0	0- 1	1- 2				
0- 0	0- 0	0- 0	NEUTRAL	0- 0	0- 0	0- 0				
1- 15	0- 2	0- 2	CONFERENCE	0- 4	0- 4	1- 3				
0- 7	0- 1	0- 1	HOME	0- 2	0- 2	0- 1				
1- 8	0- 1	0- 1	AWAY	0- 2	0- 2	1- 2				
0- 0	0- 0	0- 0	NEUTRAL	0- 0	0- 0	0- 0				

RPI 1-25				RPI 26-50				RPI 51-100				RPI 101+ Team's RPI: 259			
RPI	S	Opponent	Score	RPI	S	Opponent	Score	RPI	S	Opponent	Score	RPI	S	Opponent	Score
14	A	Gonzaga	44 71	28	A	BYU	68 80	55	A	Saint Mary's (CA)	60 74	101	A	Pepperdine	65 88
14	H	Gonzaga	61 86	28	H	BYU	56 65	55	H	Saint Mary's (CA)	49 80	101	H	Pepperdine	55 74
				38	H	California	53 70	93	A	Pacific	47 79	106	A	Minnesota	48 53
								93	H	Pacific	53 70	110	A	Loyola Marymount	57 83
												110	H	Loyola Marymount	52 69
												167	A	Santa Clara	57 49
												178	A	Portland	74 96
												178	H	Portland	60 69
												198	H	Dartmouth	78 76
												233	H	Hawaii	58 50
												240	H	San Diego St.	72 71
												249	A	San Francisco	57 68
												275	A	Long Beach St.	60 56
												284	H	Cleveland St.	83 82
												285	A	Southern Utah	59 69
												302	H	San Jose St.	83 79
												307	A	UTSA	77 87
LAST 12 Division I GAMES:															
28	A	BYU	68 80	101	A	Pepperdine	65 88								
178	A	Portland	74 96	28	H	BYU	56 65								
14	A	Gonzaga	44 71	14	H	Gonzaga	61 86								
55	H	Saint Mary's (CA)	49 80	178	H	Portland	60 69								
93	H	Pacific	53 70	93	A	Pacific	47 79								
110	A	Loyola Marymount	57 83	55	A	Saint Mary's (CA)	60 74								

Non-Div I Games: Cal St. San B'dino 76 58

San Diego

■ Loss,
 ■ Non-Conf,
 ■ S Site,
 ■ Home
 ■ Away
 N Neutral

Average RPI Win:	233	WON-LOST	WINNING	LAST 10	STRENGTH OF	OPP. STRENGTH	TEAM	ADJ.	CONF.	ADJ CONF.
Average RPI Loss:	151	RECORD	PCT. RANK	GAMES	SCHEDULE	OF SCHEDULE	RPI	RPI	RPI	RPI
DIV. I ONLY	10- 16	242	0- 1	182	185	240	240	15	15	
DIV. I NON-CONF.	5- 6	177	0- 0	260	249	230	230	13	13	
TOTALS	RPI 1-25	RPI 26-50	W-L RECORDS	RPI 51-100	RPI 101-150	RPI 150+				
10- 16	0- 0	0- 1	OVERALL	1- 6	0- 1	9- 8				
7- 7	0- 0	0- 1	HOME	1- 3	0- 0	6- 3				
3- 9	0- 0	0- 0	AWAY	0- 3	0- 1	3- 5				
0- 0	0- 0	0- 0	NEUTRAL	0- 0	0- 0	0- 0				
5- 6	0- 0	0- 1	NON-CONFERENCE	0- 1	0- 1	5- 3				
3- 3	0- 0	0- 1	HOME	0- 1	0- 0	3- 1				
2- 3	0- 0	0- 0	AWAY	0- 0	0- 1	2- 2				
0- 0	0- 0	0- 0	NEUTRAL	0- 0	0- 0	0- 0				
5- 10	0- 0	0- 0	CONFERENCE	1- 5	0- 0	4- 5				
4- 4	0- 0	0- 0	HOME	1- 2	0- 0	3- 2				
1- 6	0- 0	0- 0	AWAY	0- 3	0- 0	1- 3				
0- 0	0- 0	0- 0	NEUTRAL	0- 0	0- 0	0- 0				

RPI S	Opponent	Score	RPI S	Opponent	Score	RPI S	Opponent	Score	RPI S	Opponent	Score	Team's RPI: 240
43	H TCU	64 81	54	A New Mexico	62 70	147	A CSUN	74 77				
			54	H New Mexico	61 59	167	A Santa Clara	43 60				
			56	A Wyoming	45 87	181	A UC Irvine	78 70				
			60	A Boise St.	67 91	184	A Utah St.	56 54				
			60	H Boise St.	66 69	184	H Utah St.	52 65				
			75	H Arizona	60 69	200	A UNLV	57 71				
			96	H Fresno St.	81 87	200	H UNLV	49 62				
						224	A Nevada	69 74				
						233	H Hawaii	58 57				
						252	H California Baptist	83 67				
						257	A Cal St. Fullerton	83 72				
						259	A San Diego	71 72				
						274	H Colorado St.	54 45				
						292	A Air Force	66 75				
						292	H Air Force	70 61				
						300	H UC Santa Barbara	58 63				
						302	H San Jose St.	69 68				
						303	H Incarnate Word	81 38				
LAST 12 Division I GAMES:												
184	H Utah St.	52 65	54	H New Mexico	61 59							
200	H UNLV	49 62	302	H San Jose St.	69 68							
224	A Nevada	69 74	292	A Air Force	66 75							
60	A Boise St.	67 91	200	A UNLV	57 71							
274	H Colorado St.	54 45	96	H Fresno St.	81 87							
184	A Utah St.	56 54	54	A New Mexico	62 70							

Non-Div I Games:

San Diego St.

San Francisco

Through Games Of Feb. 27, 2019

Average RPI Win:	266	WON-LOST	WINNING	LAST 10	STRENGTH OF	OPP. STRENGTH	TEAM	ADJ.	CONF.	ADJ CONF.
Average RPI Loss:	99	RECORD	PCT. RANK	GAMES	SCHEDULE	OF SCHEDULE	RPI	RPI	RPI	RPI
DIV. I ONLY	6- 21	309	0- 1	96	96	249	249	8	8	
DIV. I NON-CONF.	4- 7	228	0- 0	202	180	235	235	7	7	
TOTALS	RPI 1-25	RPI 26-50	W-L RECORDS	RPI 51-100	RPI 101-150	RPI 150+				
6- 21	0- 3	0- 1	OVERALL	0- 7	0- 6	6- 4				
2- 11	0- 1	0- 1	HOME	0- 4	0- 3	2- 2				
2- 9	0- 2	0- 0	AWAY	0- 3	0- 3	2- 1				
2- 1	0- 0	0- 0	NEUTRAL	0- 0	0- 0	2- 1				
4- 7	0- 1	0- 0	NON-CONFERENCE	0- 3	0- 2	4- 1				
1- 3	0- 0	0- 0	HOME	0- 2	0- 1	1- 0				
1- 3	0- 1	0- 0	AWAY	0- 1	0- 1	1- 0				
2- 1	0- 0	0- 0	NEUTRAL	0- 0	0- 0	2- 1				
2- 14	0- 2	0- 1	CONFERENCE	0- 4	0- 4	2- 3				
1- 8	0- 1	0- 1	HOME	0- 2	0- 2	1- 2				
1- 6	0- 1	0- 0	AWAY	0- 2	0- 2	1- 1				
0- 0	0- 0	0- 0	NEUTRAL	0- 0	0- 0	0- 0				

RPI 1-25				RPI 26-50				RPI 51-100				RPI 101+ Team's RPI: 249			
RPI	S	Opponent	Score	RPI	S	Opponent	Score	RPI	S	Opponent	Score	RPI	S	Opponent	Score
4	A	Stanford	62 96	28	H	BYU	59 67	55	A	Saint Mary's (CA)	63 88	101	A	Pepperdine	50 69
14	A	Gonzaga	51 78					55	H	Saint Mary's (CA)	65 80	101	H	Pepperdine	66 72
14	H	Gonzaga	44 64					82	H	UC Davis	68 70	110	A	Loyola Marymount	58 66
								89	A	Idaho	63 70	110	H	Loyola Marymount	66 73
								92	H	UT Arlington	73 80	112	H	Northern Colo.	63 68
								93	A	Pacific	48 74	143	A	Washington St.	61 91
								93	H	Pacific	75 85	167	A	Santa Clara	57 49
												167	H	Santa Clara	66 71
												178	A	Portland	73 78
												178	H	Portland	66 69
												232	A	Sacramento St.	86 75
												255	N	North Dakota	97 100
												259	H	San Diego	68 57
												302	H	San Jose St.	85 63
												316	N	Cal Poly	65 62
												317	N	North Dakota St.	75 42
LAST 12 Division I GAMES:															
14	H	Gonzaga	44 64	167	A	Santa Clara	57 49								
178	H	Portland	66 69	178	A	Portland	73 78								
55	A	Saint Mary's (CA)	63 88	14	A	Gonzaga	51 78								
93	A	Pacific	48 74	93	H	Pacific	75 85								
110	H	Loyola Marymount	66 73	55	H	Saint Mary's (CA)	65 80								
101	H	Pepperdine	66 72	101	A	Pepperdine	50 69								

Non-Div I Games:

San Francisco

■ Loss,
 ■ Non-Conf,
 ■ S Site,
 ■ Home
 ■ A Away
 N Neutral

Average RPI Win:	254	WON-LOST	WINNING	LAST 10	STRENGTH OF	OPP. STRENGTH	TEAM	ADJ.	CONF.	ADJ CONF.
Average RPI Loss:	152	RECORD	PCT. RANK	GAMES	SCHEDULE	OF SCHEDULE	RPI	RPI	RPI	RPI
DIV. I ONLY	4- 21	328	0- 1	165	161	302	302	15	15	
DIV. I NON-CONF.	1- 9	326	0- 0	233	169	335	335	13	13	
TOTALS	RPI 1-25	RPI 26-50	W-L RECORDS	RPI 51-100	RPI 101-150	RPI 150+				
4- 21	0- 0	0- 0	OVERALL	0- 8	0- 2	4- 11				
3- 8	0- 0	0- 0	HOME	0- 4	0- 0	3- 4				
1- 13	0- 0	0- 0	AWAY	0- 4	0- 2	1- 7				
0- 0	0- 0	0- 0	NEUTRAL	0- 0	0- 0	0- 0				
1- 9	0- 0	0- 0	NON-CONFERENCE	0- 2	0- 2	1- 5				
1- 3	0- 0	0- 0	HOME	0- 1	0- 0	1- 2				
0- 6	0- 0	0- 0	AWAY	0- 1	0- 2	0- 3				
0- 0	0- 0	0- 0	NEUTRAL	0- 0	0- 0	0- 0				
3- 12	0- 0	0- 0	CONFERENCE	0- 6	0- 0	3- 6				
2- 5	0- 0	0- 0	HOME	0- 3	0- 0	2- 2				
1- 7	0- 0	0- 0	AWAY	0- 3	0- 0	1- 4				
0- 0	0- 0	0- 0	NEUTRAL	0- 0	0- 0	0- 0				

RPI 1-25				RPI 26-50				RPI 51-100				RPI 101+				Team's RPI: 302
RPI	S	Opponent	Score	RPI	S	Opponent	Score	RPI	S	Opponent	Score	RPI	S	Opponent	Score	
								54	A	New Mexico	72 110	126	A	Portland St.	51 80	
								54	H	New Mexico	60 79	147	A	CSUN	40 76	
								56	H	Wyoming	56 70	164	A	Colorado	64 76	
								60	A	Boise St.	68 99	167	H	Santa Clara	56 62	
								60	H	Boise St.	69 83	181	H	UC Irvine	66 74	
								85	A	Nebraska	63 96	184	A	Utah St.	49 82	
								93	H	Pacific	67 91	184	H	Utah St.	68 59	
								96	A	Fresno St.	48 77	200	A	UNLV	70 74	
												200	H	UNLV	43 53	
												224	H	Nevada	49 52	
												240	A	San Diego St.	68 69	
												249	A	San Francisco	63 85	
												259	A	San Diego	79 83	
												266	H	CSU Bakersfield	82 72	
												274	A	Colorado St.	78 70	
												292	A	Air Force	77 88	
												292	H	Air Force	73 60	
LAST 12 Division I GAMES:																
				54	A	New Mexico	72 110	240	A	San Diego St.	68 69					
				292	H	Air Force	73 60	184	H	Utah St.	68 59					
				274	A	Colorado St.	78 70	292	A	Air Force	77 88					
				200	A	UNLV	70 74	56	H	Wyoming	56 70					
				54	H	New Mexico	60 79	200	H	UNLV	43 53					
				60	H	Boise St.	69 83	184	A	Utah St.	49 82					

Non-Div I Games: San Fran. St. 66 73

San Jose St.

Santa Clara

Through Games Of Feb. 27, 2019

Average RPI Win:	203	WON-LOST	WINNING	LAST 10	STRENGTH OF	OPP. STRENGTH	TEAM	ADJ.	CONF.	ADJ CONF.
Average RPI Loss:	93	RECORD	PCT. RANK	GAMES	SCHEDULE	OF SCHEDULE	RPI	RPI	RPI	RPI
DIV. I ONLY	11- 15	220	1- 0	95	94	167	167	8	8	
DIV. I NON-CONF.	6- 4	125	0- 0	182	168	129	129	7	7	
TOTALS	RPI 1-25	RPI 26-50	W-L RECORDS	RPI 51-100	RPI 101-150	RPI 150+				
11- 15	0- 3	0- 2	OVERALL	2- 4	1- 4	8- 2				
5- 9	0- 1	0- 1	HOME	1- 2	0- 3	4- 2				
6- 6	0- 2	0- 1	AWAY	1- 2	1- 1	4- 0				
0- 0	0- 0	0- 0	NEUTRAL	0- 0	0- 0	0- 0				
6- 4	0- 1	0- 1	NON-CONFERENCE	1- 1	0- 1	5- 0				
4- 1	0- 0	0- 0	HOME	1- 0	0- 1	3- 0				
2- 3	0- 1	0- 1	AWAY	0- 1	0- 0	2- 0				
0- 0	0- 0	0- 0	NEUTRAL	0- 0	0- 0	0- 0				
5- 11	0- 2	0- 1	CONFERENCE	1- 3	1- 3	3- 2				
1- 8	0- 1	0- 1	HOME	0- 2	0- 2	1- 2				
4- 3	0- 1	0- 0	AWAY	1- 1	1- 1	2- 0				
0- 0	0- 0	0- 0	NEUTRAL	0- 0	0- 0	0- 0				

RPI 1-25				RPI 26-50				RPI 51-100				RPI 101+ Team's RPI: 167			
RPI	S	Opponent	Score	RPI	S	Opponent	Score	RPI	S	Opponent	Score	RPI	S	Opponent	Score
14	A	Gonzaga	61 78	28	H	BYU	44 54	55	A	Saint Mary's (CA)	68 81	101	A	Pepperdine	48 74
14	H	Gonzaga	61 74	46	A	Southern California	46 77	55	H	Saint Mary's (CA)	59 83	101	H	Pepperdine	74 76
20	A	Oregon St.	31 82					70	H	Missouri St.	77 73	110	A	Loyola Marymount	83 75
								93	A	Pacific	88 83	110	H	Loyola Marymount	60 69
								93	H	Pacific	70 74	147	H	CSUN	38 53
								96	A	Fresno St.	53 80	178	A	Portland	72 66
												178	H	Portland	106 68
												224	H	Nevada	56 48
												240	H	San Diego St.	60 43
												249	A	San Francisco	71 66
												249	H	San Francisco	49 57
												257	A	Cal St. Fullerton	64 60
												259	H	San Diego	49 57
												302	A	San Jose St.	62 56
												336	H	Grand Canyon	75 55
LAST 12 Division I GAMES:															
178	H	Portland	106 68	249	H	San Francisco	49 57								
14	H	Gonzaga	61 74	14	A	Gonzaga	61 78								
93	A	Pacific	88 83	178	A	Portland	72 66								
55	A	Saint Mary's (CA)	68 81	55	H	Saint Mary's (CA)	59 83								
101	H	Pepperdine	74 76	93	H	Pacific	70 74								
110	H	Loyola Marymount	60 69	110	A	Loyola Marymount	83 75								

Non-Div I Games: Sonoma St. 98 38

Santa Clara

Loss, Non-Conf, S Site, H Home A Away N Neutral

Average RPI Win:	329	WON-LOST	WINNING	LAST 10	STRENGTH OF	OPP. STRENGTH	TEAM	ADJ.	CONF.	ADJ CONF.
Average RPI Loss:	241	RECORD	PCT. RANK	GAMES	SCHEDULE	OF SCHEDULE	RPI	RPI	RPI	RPI
DIV. I ONLY	4- 17	320	0- 1	351	324	349	349	32	32	
DIV. I NON-CONF.	0- 7	336	0- 0	246	115	342	342	32	32	
TOTALS	RPI 1-25	RPI 26-50	W-L RECORDS	RPI 51-100	RPI 101-150	RPI 150+				
4- 17	0- 1	0- 1	OVERALL	0- 0	0- 0	4- 15				
2- 8	0- 0	0- 0	HOME	0- 0	0- 0	2- 8				
2- 9	0- 1	0- 1	AWAY	0- 0	0- 0	2- 7				
0- 0	0- 0	0- 0	NEUTRAL	0- 0	0- 0	0- 0				
0- 7	0- 1	0- 1	NON-CONFERENCE	0- 0	0- 0	0- 5				
0- 3	0- 0	0- 0	HOME	0- 0	0- 0	0- 3				
0- 4	0- 1	0- 1	AWAY	0- 0	0- 0	0- 2				
0- 0	0- 0	0- 0	NEUTRAL	0- 0	0- 0	0- 0				
4- 10	0- 0	0- 0	CONFERENCE	0- 0	0- 0	4- 10				
2- 5	0- 0	0- 0	HOME	0- 0	0- 0	2- 5				
2- 5	0- 0	0- 0	AWAY	0- 0	0- 0	2- 5				
0- 0	0- 0	0- 0	NEUTRAL	0- 0	0- 0	0- 0				

RPI 1-25				RPI 26-50				RPI 51-100				RPI 101+ Team's RPI: 349			
RPI	S	Opponent	Score	RPI	S	Opponent	Score	RPI	S	Opponent	Score	RPI	S	Opponent	Score
25	A	DePaul	61 124	29	A	South Dakota St.	49 97					191	A	UMES	46 78
												192	A	N.C. A&T	69 73
												204	A	Ole Miss	51 74
												206	H	Bethune-Cookman	47 68
												228	H	Jacksonville	58 68
												241	H	Texas Southern	41 65
												246	A	Wichita St.	50 66
												265	H	Norfolk St.	42 78
												283	H	Ga. Southern	71 82
												301	H	South Carolina St.	60 71
												308	A	Morgan St.	47 63
												308	H	Morgan St.	53 35
												330	A	Coppin St.	76 70
												330	H	Coppin St.	68 57
												340	A	N.C. Central	65 77
												340	H	N.C. Central	67 71
												343	A	Delaware St.	58 66
												347	A	Florida A&M	54 50
												347	H	Florida A&M	55 60
LAST 12 Division I GAMES:															
192	A	N.C. A&T	69 73	191	A	UMES	46 78								
340	A	N.C. Central	65 77	343	A	Delaware St.	58 66								
206	H	Bethune-Cookman	47 68	340	H	N.C. Central	67 71								
347	H	Florida A&M	55 60	301	H	South Carolina St.	60 71								
308	H	Morgan St.	53 35	265	H	Norfolk St.	42 78								
330	H	Coppin St.	68 57	347	A	Florida A&M	54 50								

Non-Div I Games: Carver 101 49 Wesleyan (GA) 155 26

Savannah St.

Seattle USeattle U

Seattle U

Page 262

Average RPI Win: 193		WON-LOST	WINNING	LAST 10	STRENGTH OF	OPP. STRENGTH	TEAM	ADJ.	CONF.	ADJ CONF.
Average RPI Loss: 69		RECORD	PCT. RANK	GAMES	SCHEDULE	OF SCHEDULE	RPI	RPI	RPI	RPI
DIV. I ONLY		14- 14	170	0- 1	90	74	138	138	6	6
DIV. I NON-CONF.		8- 3	72	0- 0	266	239	120	120	4	4
TOTALS	RPI 1-25		RPI 26-50		W-L RECORDS		RPI 51-100		RPI 101-150	RPI 150+
14- 14	1- 4		0- 4		OVERALL		3- 2		3- 2	7- 2
11- 4	0- 2		0- 1		HOME		2- 0		3- 0	6- 1
2- 9	1- 2		0- 2		AWAY		1- 2		0- 2	0- 1
1- 1	0- 0		0- 1		NEUTRAL		0- 0		0- 0	1- 0
8- 3	0- 1		0- 2		NON-CONFERENCE		1- 0		0- 0	7- 0
6- 0	0- 0		0- 0		HOME		0- 0		0- 0	6- 0
1- 2	0- 1		0- 1		AWAY		1- 0		0- 0	0- 0
1- 1	0- 0		0- 1		NEUTRAL		0- 0		0- 0	1- 0
6- 11	1- 3		0- 2		CONFERENCE		2- 2		3- 2	0- 2
5- 4	0- 2		0- 1		HOME		2- 0		3- 0	0- 1
1- 7	1- 1		0- 1		AWAY		0- 2		0- 2	0- 1
0- 0	0- 0		0- 0		NEUTRAL		0- 0		0- 0	0- 0

RPI 1-25				RPI 26-50				RPI 51-100				RPI 101+				Team's RPI: 138	
RPI	S	Opponent	Score	RPI	S	Opponent	Score	RPI	S	Opponent	Score	RPI	S	Opponent	Score		
6	A	UConn	61 99	32	A	UCLA	62 78	52	A	Butler	59 62	104	H	St. John's (NY)	77 67		
10	A	Marquette	60 96	41	N	Georgia Tech	73 84	52	H	Butler	83 62	105	A	Creighton	71 80		
10	H	Marquette	63 109	50	A	Villanova	68 73	68	A	Princeton	70 66	105	H	Creighton	82 75		
25	A	DePaul	84 73	50	H	Villanova	66 70	94	A	Georgetown	43 51	114	A	Providence	75 82		
25	H	DePaul	85 94					94	H	Georgetown	76 63	114	H	Providence	79 73		
												186	A	Xavier	62 63		
												186	H	Xavier	76 80		
												264	H	St. Francis Brooklyn	100 77		
												297	H	Kennesaw St.	102 80		
												305	N	UNC Greensboro	71 64		
												307	H	UTSA	84 53		
												310	H	Wagner	95 40		
												321	H	UMass Lowell	90 57		
												341	H	Saint Peter's	90 47		
LAST 12 Division I GAMES:																	
				50	A	Villanova	68 73	52	H	Butler	83 62						
				94	A	Georgetown	43 51	186	H	Xavier	76 80						
				10	H	Marquette	63 109	94	H	Georgetown	76 63						
				25	H	DePaul	85 94	50	H	Villanova	66 70						
				105	A	Creighton	71 80	25	A	DePaul	84 73						
				114	A	Providence	75 82	10	A	Marquette	60 96						

Non-Div I Games:

Seton Hall

Loss, Non-Conf, S Site, H Home A Away N Neutral

Average RPI Win:	283	WON-LOST	WINNING	LAST 10	STRENGTH OF	OPP. STRENGTH	TEAM	ADJ.	CONF.	ADJ CONF.
Average RPI Loss:	187	RECORD	PCT. RANK	GAMES	SCHEDULE	OF SCHEDULE	RPI	RPI	RPI	RPI
DIV. I ONLY	12- 15	204	1- 0	294	298	271	271	26	26	
DIV. I NON-CONF.	4- 7	228	1- 0	206	304	269	269	27	27	
TOTALS	RPI 1-25	RPI 26-50	W-L RECORDS	RPI 51-100	RPI 101-150	RPI 150+				
12- 15	0- 0	0- 1	OVERALL	0- 3	0- 2	12- 9				
6- 8	0- 0	0- 0	HOME	0- 2	0- 1	6- 5				
5- 6	0- 0	0- 1	AWAY	0- 0	0- 1	5- 4				
1- 1	0- 0	0- 0	NEUTRAL	0- 1	0- 0	1- 0				
4- 7	0- 0	0- 0	NON-CONFERENCE	0- 3	0- 0	4- 4				
2- 4	0- 0	0- 0	HOME	0- 2	0- 0	2- 2				
1- 2	0- 0	0- 0	AWAY	0- 0	0- 0	1- 2				
1- 1	0- 0	0- 0	NEUTRAL	0- 1	0- 0	1- 0				
8- 8	0- 0	0- 1	CONFERENCE	0- 0	0- 2	8- 5				
4- 4	0- 0	0- 0	HOME	0- 0	0- 1	4- 3				
4- 4	0- 0	0- 1	AWAY	0- 0	0- 1	4- 2				
0- 0	0- 0	0- 0	NEUTRAL	0- 0	0- 0	0- 0				

RPI 1-25				RPI 26-50				RPI 51-100				RPI 101+				Team's RPI: 271	
RPI	S	Opponent	Score	RPI	S	Opponent	Score	RPI	S	Opponent	Score	RPI	S	Opponent	Score		
				49	A	Quinnipiac	31 68	64	N	Drexel	39 51	134	A	Marist	59 88		
								72	H	Penn	51 58	134	H	Marist	58 73		
								81	H	Harvard	54 73	180	H	Rider	52 55		
												214	A	Sacred Heart	50 72		
												219	H	Hofstra	50 57		
												220	A	Howard	86 81		
												226	H	Massachusetts	64 59		
												231	A	Monmouth	77 68		
												231	H	Monmouth	54 56		
												245	H	Colgate	55 53		
												260	A	St. Bonaventure	58 74		
												267	H	Niagara	67 61		
												279	A	Canisius	78 66		
												282	A	Manhattan	48 52		
												282	H	Manhattan	62 56		
												293	A	Fairfield	55 59		
												293	H	Fairfield	40 66		
												304	H	Fla. Atlantic	66 70		
												310	N	Wagner	74 71		
												329	A	Iona	66 45		
												329	H	Iona	59 47		
												341	A	Saint Peter's	84 57		
												341	H	Saint Peter's	50 46		
LAST 12 Division I GAMES:																	
				310	N	Wagner	74 71	282	A	Manhattan	48 52						
				279	A	Canisius	78 66	134	H	Marist	58 73						
				267	H	Niagara	67 61	293	A	Fairfield	55 59						
				293	H	Fairfield	40 66	341	H	Saint Peter's	50 46						
				231	H	Monmouth	54 56	49	A	Quinnipiac	31 68						
				329	A	Iona	66 45	231	A	Monmouth	77 68						

Non-Div I Games:

Siena

■ Loss,
 ■ Non-Conf,
 ■ S Site,
 ■ H Home
 ■ A Away
 N Neutral

Season Summary				Through Games Of Feb. 17, 2019						
Average RPI Win:	218	WON-LOST	WINNING	LAST 10	STRENGTH OF	OPP. STRENGTH	TEAM	ADJ.	CONF.	ADJ CONF.
Average RPI Loss:	120	RECORD	PCT. RANK	GAMES	SCHEDULE	OF SCHEDULE	RPI	RPI	RPI	RPI
DIV. I ONLY	17- 6	56	1- 0	234	138	100	100	12	12	
DIV. I NON-CONF.	9- 0	1	1- 0	293	237	51	51	14	14	
TOTALS	RPI 1-25	RPI 26-50	W-L RECORDS	RPI 51-100	RPI 101-150	RPI 150+				
17- 6	0- 0	0- 0	OVERALL	1- 3	4- 1	12- 2				
8- 2	0- 0	0- 0	HOME	1- 1	1- 0	6- 1				
8- 4	0- 0	0- 0	AWAY	0- 2	2- 1	6- 1				
1- 0	0- 0	0- 0	NEUTRAL	0- 0	1- 0	0- 0				
9- 0	0- 0	0- 0	NON-CONFERENCE	0- 0	2- 0	7- 0				
3- 0	0- 0	0- 0	HOME	0- 0	0- 0	3- 0				
5- 0	0- 0	0- 0	AWAY	0- 0	1- 0	4- 0				
1- 0	0- 0	0- 0	NEUTRAL	0- 0	1- 0	0- 0				
8- 6	0- 0	0- 0	CONFERENCE	1- 3	2- 1	5- 2				
5- 2	0- 0	0- 0	HOME	1- 1	1- 0	3- 1				
3- 4	0- 0	0- 0	AWAY	0- 2	1- 1	2- 1				
0- 0	0- 0	0- 0	NEUTRAL	0- 0	0- 0	0- 0				

RPI 1-25				RPI 26-50				RPI 51-100				Team's RPI: 100		RPI 101+			
RPI	S	Opponent	Score	RPI	S	Opponent	Score	RPI	S	Opponent	Score		RPI	S	Opponent	Score	
								67	A	Little Rock	44	47	135	A	Georgia St.	68 59	
								67	H	Little Rock	42	65	135	H	Georgia St.	62 59	
								97	A	Troy	58	66	141	A	Appalachian St.	63 71	
								97	H	Troy	80	77	141	N	New Mexico St.	68 67	
													145	A	Alabama	72 67	
													163	A	Coastal Caro.	88 78	
													173	A	Southern U.	53 49	
													175	A	Arkansas St.	58 69	
													175	H	Arkansas St.	64 77	
													182	H	Southern Miss.	77 68	
													256	H	ETSU	81 74	
													258	H	Alabama St.	77 65	
													261	H	Louisiana	83 60	
													270	A	Central Ark.	58 50	
													283	A	Ga. Southern	69 53	
													283	H	Ga. Southern	73 60	
													298	A	Tennessee St.	78 56	
													313	A	FIU	84 77	
													315	H	La.-Monroe	77 49	
LAST 12 Division I GAMES:																	
				313	A	FIU	84 77	97	H	Troy	80 77						
				97	A	Troy	58 66	315	H	La.-Monroe	77 49						
				135	H	Georgia St.	62 59	261	H	Louisiana	83 60						
				283	H	Ga. Southern	73 60	283	A	Ga. Southern	69 53						
				67	A	Little Rock	44 47	135	A	Georgia St.	68 59						
				175	A	Arkansas St.	58 69	67	H	Little Rock	42 65						

Non-Div I Games: Faulkner

97 40

Spring Hill

75 57

South Alabama

Loss, Non-Conf, S Site, H Home A Away N Neutral

South Carolina

Through Games Of Feb. 27, 2019

Average RPI Win:	131	WON-LOST	WINNING	LAST 10	STRENGTH OF	OPP. STRENGTH	TEAM	ADJ.	CONF.	ADJ CONF.
Average RPI Loss:	13	RECORD	PCT. RANK	GAMES	SCHEDULE	OF SCHEDULE	RPI	RPI	RPI	RPI
DIV. I ONLY	20- 7	50	0- 1	18	21	17	17	4	4	
DIV. I NON-CONF.	8- 5	119	0- 1	17	16	36	36	5	5	
TOTALS	RPI 1-25	RPI 26-50	W-L RECORDS	RPI 51-100	RPI 101-150	RPI 150+				
20- 7	2- 7	3- 0	OVERALL	4- 0	3- 0	8- 0				
11- 3	0- 3	2- 0	HOME	1- 0	3- 0	5- 0				
8- 2	2- 2	1- 0	AWAY	3- 0	0- 0	2- 0				
1- 2	0- 2	0- 0	NEUTRAL	0- 0	0- 0	1- 0				
8- 5	0- 5	1- 0	NON-CONFERENCE	1- 0	2- 0	4- 0				
5- 2	0- 2	1- 0	HOME	0- 0	2- 0	2- 0				
2- 1	0- 1	0- 0	AWAY	1- 0	0- 0	1- 0				
1- 2	0- 2	0- 0	NEUTRAL	0- 0	0- 0	1- 0				
12- 2	2- 2	2- 0	CONFERENCE	3- 0	1- 0	4- 0				
6- 1	0- 1	1- 0	HOME	1- 0	1- 0	3- 0				
6- 1	2- 1	1- 0	AWAY	2- 0	0- 0	1- 0				
0- 0	0- 0	0- 0	NEUTRAL	0- 0	0- 0	0- 0				

RPI S	Opponent	Score	RPI S	Opponent	Score	RPI S	Opponent	Score	RPI S	Opponent	Score
2	H Baylor	69 94	30	H Missouri	79 65	66	A LSU	76 53	121	H Dayton	65 55
6	A UConn	79 97	42	H Clemson	69 57	77	A Purdue	82 73	141	H Appalachian St.	80 50
9	A Mississippi St.	74 89	44	A Tennessee	82 67	87	A Arkansas	87 79	145	H Alabama	62 59
13	H Maryland	61 85				98	H Georgia	65 57	170	H Temple	88 60
15	A Kentucky	74 70							193	H Vanderbilt	80 69
15	H Kentucky	57 65							204	H Ole Miss	76 42
20	N Oregon St.	68 70							216	H Furman	66 53
22	A Texas A&M	60 57							218	A Florida	96 77
23	N Drake	85 90							218	H Florida	71 40
									256	N ETSU	101 55
									258	A Alabama St.	94 38
LAST 12 Division I GAMES:											
23	N Drake	85 90	6	A UConn	79 97						
20	N Oregon St.	68 70	204	H Ole Miss	76 42						
44	A Tennessee	82 67	87	A Arkansas	87 79						
15	H Kentucky	57 65	15	A Kentucky	74 70						
218	A Florida	96 77	193	H Vanderbilt	80 69						
98	H Georgia	65 57	30	H Missouri	79 65						

Non-Div I Games:

South Carolina

Loss, Non-Conf, S Site, H Home A Away N Neutral

Average RPI Win: 314		WON-LOST	WINNING	LAST 10	STRENGTH OF	OPP. STRENGTH	TEAM	ADJ.	CONF.	ADJ CONF.
Average RPI Loss: 208		RECORD	PCT. RANK	GAMES	SCHEDULE	OF SCHEDULE	RPI	RPI	RPI	RPI
DIV. I ONLY		12- 14	196	1- 0	349	330	301	301	32	32
DIV. I NON-CONF.		5- 7	206	1- 0	330	277	289	289	32	32
TOTALS		RPI 1-25	RPI 26-50	W-L RECORDS	RPI 51-100	RPI 101-150	RPI 150+			
12- 14	0- 0		0- 0	OVERALL	0- 2	0- 1	12- 11			
6- 5	0- 0		0- 0	HOME	0- 0	0- 0	6- 5			
6- 7	0- 0		0- 0	AWAY	0- 2	0- 0	6- 5			
0- 2	0- 0		0- 0	NEUTRAL	0- 0	0- 1	0- 1			
5- 7	0- 0		0- 0	NON-CONFERENCE	0- 2	0- 1	5- 4			
3- 1	0- 0		0- 0	HOME	0- 0	0- 0	3- 1			
2- 4	0- 0		0- 0	AWAY	0- 2	0- 0	2- 2			
0- 2	0- 0		0- 0	NEUTRAL	0- 0	0- 1	0- 1			
7- 7	0- 0		0- 0	CONFERENCE	0- 0	0- 0	7- 7			
3- 4	0- 0		0- 0	HOME	0- 0	0- 0	3- 4			
4- 3	0- 0		0- 0	AWAY	0- 0	0- 0	4- 3			
0- 0	0- 0		0- 0	NEUTRAL	0- 0	0- 0	0- 0			

[illegible]

Non-Div I Games:	Voorhees	88	61	UNKNOWN	67	51
------------------	----------	----	----	---------	----	----

South Carolina St.

Loss, Non-Conf, S Site, H Home A Away N Neutral

Average RPI Win:	191	WON-LOST	WINNING	LAST 10	STRENGTH OF	OPP. STRENGTH	TEAM	ADJ.	CONF.	ADJ CONF.
Average RPI Loss:	67	RECORD	PCT. RANK	GAMES	SCHEDULE	OF SCHEDULE	RPI	RPI	RPI	RPI
DIV. I ONLY	22- 4	12	0- 1	150	125	33	33	19	19	
DIV. I NON-CONF.	10- 2	37	0- 0	55	18	15	15	19	19	
TOTALS	RPI 1-25	RPI 26-50	W-L RECORDS	RPI 51-100	RPI 101-150	RPI 150+				
22- 4	1- 1	2- 1	OVERALL	2- 1	2- 0	15- 1				
9- 0	1- 0	1- 0	HOME	1- 0	0- 0	6- 0				
10- 3	0- 1	1- 1	AWAY	1- 0	1- 0	7- 1				
3- 1	0- 0	0- 0	NEUTRAL	0- 1	1- 0	2- 0				
10- 2	1- 1	1- 0	NON-CONFERENCE	2- 1	2- 0	4- 0				
3- 0	1- 0	0- 0	HOME	1- 0	0- 0	1- 0				
4- 1	0- 1	1- 0	AWAY	1- 0	1- 0	1- 0				
3- 1	0- 0	0- 0	NEUTRAL	0- 1	1- 0	2- 0				
12- 2	0- 0	1- 1	CONFERENCE	0- 0	0- 0	11- 1				
6- 0	0- 0	1- 0	HOME	0- 0	0- 0	5- 0				
6- 2	0- 0	0- 1	AWAY	0- 0	0- 0	6- 1				
0- 0	0- 0	0- 0	NEUTRAL	0- 0	0- 0	0- 0				

RPI 1-25				RPI 26-50				Team's RPI: 33		RPI 51-100				RPI 101+			
RPI	S	Opponent	Score	RPI	S	Opponent	Score		RPI	S	Opponent	Score	RPI	S	Opponent	Score	
11	H	Iowa St.	64 59	29	A	South Dakota St.	78 82		53	N	Indiana	60 68	105	A	Creighton	77 65	
23	A	Drake	64 76	29	H	South Dakota St.	105 98		70	A	Missouri St.	85 74	110	N	Loyola Marymount	67 40	
				30	A	Missouri	74 61		76	H	Green Bay	55 49	161	A	Denver	99 104	
													161	H	Denver	73 58	
													166	A	Oral Roberts	76 72	
													166	H	Oral Roberts	75 64	
													169	A	Montana	64 41	
													203	N	Grambling	67 53	
													235	A	Western Ill.	83 61	
													235	H	Western Ill.	92 49	
													246	N	Wichita St.	73 64	
													255	A	North Dakota	80 50	
													303	H	Incarinate Word	96 43	
													317	A	North Dakota St.	67 41	
													322	A	Omaha	80 49	
													322	H	Omaha	78 33	
													334	A	Purdue Fort Wayne	71 49	
													334	H	Purdue Fort Wayne	69 51	
LAST 12 Division I GAMES:																	
				29	A	South Dakota St.	78 82		235	H	Western Ill.	92 49					
				161	H	Denver	73 58		255	A	North Dakota	80 50					
				235	A	Western Ill.	83 61		322	A	Omaha	80 49					
				166	H	Oral Roberts	75 64		166	A	Oral Roberts	76 72					
				322	H	Omaha	78 33		334	H	Purdue Fort Wayne	69 51					
				334	A	Purdue Fort Wayne	71 49		29	H	South Dakota St.	105 98					

Non-Div I Games: St. Mary (NE) 112 52 Bellevue 79 40

South Dakota

Loss, Non-Conf, S Site, H Home A Away N Neutral

Average RPI Win:	196	WON-LOST	WINNING	LAST 10	STRENGTH OF	OPP. STRENGTH	TEAM	ADJ.	CONF.	ADJ CONF.
Average RPI Loss:	24	RECORD	PCT. RANK	GAMES	SCHEDULE	OF SCHEDULE	RPI	RPI	RPI	RPI
DIV. I ONLY	22- 6	31	1- 0	69	134	29	29	19	19	
DIV. I NON-CONF.	8- 5	119	0- 0	5	14	19	19	19	19	
TOTALS	RPI 1-25	RPI 26-50	W-L RECORDS	RPI 51-100	RPI 101-150	RPI 150+				
22- 6	2- 3	1- 2	OVERALL	2- 1	2- 0	15- 0				
12- 1	1- 1	1- 0	HOME	2- 0	1- 0	7- 0				
10- 3	1- 1	0- 1	AWAY	0- 1	1- 0	8- 0				
0- 2	0- 1	0- 1	NEUTRAL	0- 0	0- 0	0- 0				
8- 5	2- 3	0- 1	NON-CONFERENCE	2- 1	2- 0	2- 0				
5- 1	1- 1	0- 0	HOME	2- 0	1- 0	1- 0				
3- 2	1- 1	0- 0	AWAY	0- 1	1- 0	1- 0				
0- 2	0- 1	0- 1	NEUTRAL	0- 0	0- 0	0- 0				
14- 1	0- 0	1- 1	CONFERENCE	0- 0	0- 0	13- 0				
7- 0	0- 0	1- 0	HOME	0- 0	0- 0	6- 0				
7- 1	0- 0	0- 1	AWAY	0- 0	0- 0	7- 0				
0- 0	0- 0	0- 0	NEUTRAL	0- 0	0- 0	0- 0				

RPI 1-25				RPI 26-50				Team's RPI: 29	RPI 51-100				RPI 101+			
RPI	S	Opponent	Score	RPI	S	Opponent	Score		RPI	S	Opponent	Score	RPI	S	Opponent	Score
2	N	Baylor	66 72	33	A	South Dakota	98 105		56	A	Wyoming	70 77	105	H	Creighton	74 48
5	H	Oregon	79 87	33	H	South Dakota	82 78		69	H	FGCU	80 62	136	A	Montana St.	88 67
10	A	Marquette	52 91	37	N	Buffalo	55 61		76	H	Green Bay	77 47	161	A	Denver	83 67
23	H	Drake	80 71										161	H	Denver	76 59
24	A	Central Mich.	80 71										162	A	Chattanooga	71 54
													166	A	Oral Roberts	74 65
													166	H	Oral Roberts	68 55
													235	A	Western Ill.	93 84
													255	A	North Dakota	66 48
													255	H	North Dakota	81 58
													317	A	North Dakota St.	88 48
													317	H	North Dakota St.	86 33
													322	A	Omaha	82 38
													322	H	Omaha	81 47
													334	A	Purdue Fort Wayne	85 52
													334	H	Purdue Fort Wayne	92 68
													349	H	Savannah St.	97 49
LAST 12 Division I GAMES:																
33	H	South Dakota	82 78	161	A	Denver	83 67									
334	H	Purdue Fort Wayne	92 68	322	H	Omaha	81 47									
317	A	North Dakota St.	88 48	317	H	North Dakota St.	86 33									
322	A	Omaha	82 38	255	A	North Dakota	66 48									
255	H	North Dakota	81 58	166	H	Oral Roberts	68 55									
166	A	Oral Roberts	74 65	161	H	Denver	76 59									

Non-Div I Games:

South Dakota St.

Average RPI Win:	181	WON-LOST	WINNING	LAST 10	STRENGTH OF	OPP. STRENGTH	TEAM	ADJ.	CONF.	ADJ CONF.
Average RPI Loss:	80	RECORD	PCT. RANK	GAMES	SCHEDULE	OF SCHEDULE	RPI	RPI	RPI	RPI
DIV. I ONLY	16- 12	135	1- 0	109	73	123	123	9	9	
DIV. I NON-CONF.	9- 5	104	0- 0	188	19	123	123	8	8	
TOTALS	RPI 1-25	RPI 26-50	W-L RECORDS	RPI 51-100	RPI 101-150	RPI 150+				
16- 12	0- 4	1- 1	OVERALL	1- 3	3- 2	11- 2				
10- 4	0- 1	0- 0	HOME	0- 1	2- 1	8- 1				
5- 4	0- 2	0- 0	AWAY	1- 1	1- 0	3- 1				
1- 4	0- 1	1- 1	NEUTRAL	0- 1	0- 1	0- 0				
9- 5	0- 1	1- 1	NON-CONFERENCE	1- 2	1- 1	6- 0				
7- 0	0- 0	0- 0	HOME	0- 0	1- 0	6- 0				
1- 1	0- 0	0- 0	AWAY	1- 1	0- 0	0- 0				
1- 4	0- 1	1- 1	NEUTRAL	0- 1	0- 1	0- 0				
7- 7	0- 3	0- 0	CONFERENCE	0- 1	2- 1	5- 2				
3- 4	0- 1	0- 0	HOME	0- 1	1- 1	2- 1				
4- 3	0- 2	0- 0	AWAY	0- 0	1- 0	3- 1				
0- 0	0- 0	0- 0	NEUTRAL	0- 0	0- 0	0- 0				

RPI S	Opponent	Score	RPI S	Opponent	Score	RPI S	Opponent	Score	RPI S	Opponent	Score	Team's RPI: 123
6	A UConn	46 63	31	N North Carolina	69 71	66	A LSU	49 78	103	A Houston	59 49	
15	N Kentucky	63 85	32	N UCLA	60 56	78	A Ohio St.	71 47	103	H Houston	52 54	
16	A UCF	63 66				84	H Cincinnati	56 57	105	N Creighton	76 83	
16	H UCF	49 62				95	N Virginia	67 74	130	H Oklahoma	87 70	
									150	H Tulsa	59 48	
									165	A Tulane	50 45	
									165	H Tulane	73 46	
									170	A Temple	63 53	
									195	H George Washington	63 30	
									203	H Grambling	67 50	
									206	H Bethune-Cookman	88 39	
									209	H Memphis	40 47	
									211	A SMU	44 46	
									220	A East Carolina	63 50	
									242	H Albany (NY)	74 37	
									246	H Wichita St.	55 46	
									281	H Vermont	102 55	
									312	H New Hampshire	79 36	
LAST 12 Division I GAMES:												
103	A Houston	59 49	16	A UCF	63 66							
246	H Wichita St.	55 46	84	H Cincinnati	56 57							
220	A East Carolina	63 50	211	A SMU	44 46							
150	H Tulsa	59 48	209	H Memphis	40 47							
103	H Houston	52 54	165	H Tulane	73 46							
165	A Tulane	50 45	6	A UConn	46 63							

Non-Div I Games:

South Fla.

■ Loss,
 ■ Non-Conf,
 ■ S Site,
 ■ Home
 ■ A Away
 N Neutral

Average RPI Win:	270	WON-LOST	WINNING	LAST 10	STRENGTH OF	OPP. STRENGTH	TEAM	ADJ.	CONF.	ADJ CONF.
Average RPI Loss:	176	RECORD	PCT. RANK	GAMES	SCHEDULE	OF SCHEDULE	RPI	RPI	RPI	RPI
DIV. I ONLY	10- 15	231	0- 1	230	291	230	230	22	22	
DIV. I NON-CONF.	3- 6	241	0- 0	216	275	222	222	22	22	
TOTALS	RPI 1-25	RPI 26-50	W-L RECORDS	RPI 51-100	RPI 101-150	RPI 150+				
10- 15	0- 1	0- 0	OVERALL	0- 1	0- 3	10- 10				
5- 4	0- 0	0- 0	HOME	0- 0	0- 1	5- 3				
5- 10	0- 1	0- 0	AWAY	0- 1	0- 2	5- 6				
0- 1	0- 0	0- 0	NEUTRAL	0- 0	0- 0	0- 1				
3- 6	0- 1	0- 0	NON-CONFERENCE	0- 0	0- 0	3- 5				
1- 1	0- 0	0- 0	HOME	0- 0	0- 0	1- 1				
2- 4	0- 1	0- 0	AWAY	0- 0	0- 0	2- 3				
0- 1	0- 0	0- 0	NEUTRAL	0- 0	0- 0	0- 1				
7- 9	0- 0	0- 0	CONFERENCE	0- 1	0- 3	7- 5				
4- 3	0- 0	0- 0	HOME	0- 0	0- 1	4- 2				
3- 6	0- 0	0- 0	AWAY	0- 1	0- 2	3- 3				
0- 0	0- 0	0- 0	NEUTRAL	0- 0	0- 0	0- 0				

RPI 1-25				RPI 26-50				RPI 51-100				RPI 101+ Team's RPI: 230			
RPI	S	Opponent	Score	RPI	S	Opponent	Score	RPI	S	Opponent	Score	RPI	S	Opponent	Score
9	A	Mississippi St.	53 88					57	A	Belmont	57 91	131	A	Morehead St.	54 82
												132	A	UT Martin	50 61
												132	H	UT Martin	73 80
												151	A	Southern Ill.	40 60
												154	H	Tennessee Tech	62 53
												156	A	Bradley	79 85
												177	N	North Ala.	67 80
												189	H	Indiana St.	51 62
												202	H	Jacksonville St.	39 56
												209	A	Memphis	57 69
												235	H	Western Ill.	81 71
												239	A	SIUE	62 52
												239	H	SIUE	63 58
												263	A	Austin Peay	54 56
												263	H	Austin Peay	64 54
												269	A	Murray St.	74 82
												269	H	Murray St.	59 64
												295	A	Eastern Ill.	80 54
												295	H	Eastern Ill.	72 57
												298	A	Tennessee St.	59 62
												320	A	NJIT	68 58
												327	A	Eastern Ky.	52 42
												332	A	Evansville	54 50
LAST 12 Division I GAMES:															
269	A	Murray St.	74 82	298	A	Tennessee St.	59 62								
263	A	Austin Peay	54 56	57	A	Belmont	57 91								
295	A	Eastern Ill.	80 54	295	H	Eastern Ill.	72 57								
132	A	UT Martin	50 61	239	H	SIUE	63 58								
202	H	Jacksonville St.	39 56	327	A	Eastern Ky.	52 42								
154	H	Tennessee Tech	62 53	131	A	Morehead St.	54 82								

Non-Div I Games: Ill.-Springfield 82 46 Harris-Stowe 80 65

Southeast Mo. St.

Loss, Non-Conf, S Site, H Home A Away N Neutral

Average RPI Win:	271	WON-LOST	WINNING	LAST 10	STRENGTH OF	OPP. STRENGTH	TEAM	ADJ.	CONF.	ADJ CONF.
Average RPI Loss:	210	RECORD	PCT. RANK	GAMES	SCHEDULE	OF SCHEDULE	RPI	RPI	RPI	RPI
DIV. I ONLY	8- 16	263	0- 1	326	299	306	306	25	25	
DIV. I NON-CONF.	4- 5	190	0- 0	298	324	219	219	23	23	
TOTALS	RPI 1-25	RPI 26-50	W-L RECORDS	RPI 51-100	RPI 101-150	RPI 150+				
8- 16	0- 0	0- 0	OVERALL	0- 3	0- 1	8- 12				
5- 5	0- 0	0- 0	HOME	0- 1	0- 0	5- 4				
3- 11	0- 0	0- 0	AWAY	0- 2	0- 1	3- 8				
0- 0	0- 0	0- 0	NEUTRAL	0- 0	0- 0	0- 0				
4- 5	0- 0	0- 0	NON-CONFERENCE	0- 1	0- 1	4- 3				
1- 1	0- 0	0- 0	HOME	0- 0	0- 0	1- 1				
3- 4	0- 0	0- 0	AWAY	0- 1	0- 1	3- 2				
0- 0	0- 0	0- 0	NEUTRAL	0- 0	0- 0	0- 0				
4- 11	0- 0	0- 0	CONFERENCE	0- 2	0- 0	4- 9				
4- 4	0- 0	0- 0	HOME	0- 1	0- 0	4- 3				
0- 7	0- 0	0- 0	AWAY	0- 1	0- 0	0- 6				
0- 0	0- 0	0- 0	NEUTRAL	0- 0	0- 0	0- 0				

RPI S	Opponent	Score	RPI S	Opponent	Score	RPI S	Opponent	Score	RPI S	Opponent	Score	Team's RPI: 306
						65	A Lamar University	54 94	145	A Alabama	40 88	
						66	A LSU	52 72	159	A Abilene Christian	66 86	
						79	H SFA	51 62	159	H Abilene Christian	74 71	
									172	H Nicholls St.	66 73	
									174	A Louisiana Tech	53 72	
									182	H Southern Miss.	52 59	
									185	A Sam Houston St.	63 94	
									211	A SMU	63 62	
									243	H A&M-Corpus Christi	56 45	
									270	A Central Ark.	33 75	
									270	H Central Ark.	62 53	
									278	A Jackson St.	50 45	
									289	A Alabama A&M	48 51	
									291	H New Orleans	58 61	
									303	A Incarnate Word	69 76	
									315	H La.-Monroe	49 42	
									323	A McNeese	56 62	
									323	H McNeese	70 75	
									328	A Northwestern St.	47 58	
									337	H Houston Baptist	73 65	
									351	A Alcorn	77 59	
LAST 12 Division I GAMES:												
159	A	Abilene Christian	66	86	172	H	Nicholls St.	66	73			
291	H	New Orleans	58	61	185	A	Sam Houston St.	63	94			
323	H	McNeese	70	75	328	A	Northwestern St.	47	58			
303	A	Incarnate Word	69	76	337	H	Houston Baptist	73	65			
270	A	Central Ark.	33	75	323	A	McNeese	56	62			
243	H	A&M-Corpus Christi	56	45	65	A	Lamar University	54	94			

Non-Div I Games: Mobile 70 57 Xavier (LA) 47 59

Southeastern La.

Loss, Non-Conf, S Site, H Home A Away N Neutral

Average RPI Win: 151		WON-LOST	WINNING	LAST 10	STRENGTH OF	OPP. STRENGTH	TEAM	ADJ.	CONF.	ADJ CONF.
Average RPI Loss: 34		RECORD	PCT. RANK	GAMES	SCHEDULE	OF SCHEDULE	RPI	RPI	RPI	RPI
DIV. I ONLY		15- 12	145	0- 1	24	23	46	46	2	2
DIV. I NON-CONF.		10- 1	17	0- 0	149	151	24	24	2	2
TOTALS		RPI 1-25	RPI 26-50	W-L RECORDS	RPI 51-100	RPI 101-150	RPI 150+			
15- 12	0- 8		2- 2	OVERALL	3- 1	3- 0	7- 1			
8- 4	0- 3		1- 1	HOME	1- 0	3- 0	3- 0			
6- 8	0- 5		1- 1	AWAY	2- 1	0- 0	3- 1			
1- 0	0- 0		0- 0	NEUTRAL	0- 0	0- 0	1- 0			
10- 1	0- 1		0- 0	NON-CONFERENCE	2- 0	2- 0	6- 0			
5- 0	0- 0		0- 0	HOME	1- 0	2- 0	2- 0			
4- 1	0- 1		0- 0	AWAY	1- 0	0- 0	3- 0			
1- 0	0- 0		0- 0	NEUTRAL	0- 0	0- 0	1- 0			
5- 11	0- 7		2- 2	CONFERENCE	1- 1	1- 0	1- 1			
3- 4	0- 3		1- 1	HOME	0- 0	1- 0	1- 0			
2- 7	0- 4		1- 1	AWAY	1- 1	0- 0	0- 1			
0- 0	0- 0		0- 0	NEUTRAL	0- 0	0- 0	0- 0			

RPI 1-25			
RPI	S	Opponent	Score
4	A	Stanford	64 72
4	H	Stanford	67 69
5	A	Oregon	78 96
5	H	Oregon	53 93
19	A	Arizona St.	59 68
20	A	Oregon St.	61 68
20	H	Oregon St.	52 76
22	A	Texas A&M	51 71

Team's RPI: 46			
RPI	S	Opponent	Score
32	A	UCLA	72 67
32	H	UCLA	65 72
38	A	California	59 66
38	H	California	86 76

RPI 51-100			
RPI	S	Opponent	Score
63	A	Utah	84 80
75	A	Arizona	68 71
92	A	UT Arlington	73 61
96	H	Fresno St.	62 61

RPI 101+			
RPI	S	Opponent	Score
143	H	Washington St.	81 73
146	H	UC Riverside	73 55
147	H	CSUN	58 42
155	H	Washington	82 57
164	A	Colorado	76 81
167	H	Santa Clara	77 46
184	N	Utah St.	55 46
200	A	UNLV	86 72
224	A	Nevada	72 51
275	A	Long Beach St.	86 50
300	H	UC Santa Barbara	82 39

LAST 12 Division I GAMES:			
5	A	Oregon	78 96
20	A	Oregon St.	61 68
4	H	Stanford	67 69
38	H	California	86 76
164	A	Colorado	76 81
63	A	Utah	84 80
143	H	Washington St.	81 73
155	H	Washington	82 57
19	A	Arizona St.	59 68
75	A	Arizona	68 71
32	A	UCLA	72 67
20	H	Oregon St.	52 76

Non-Div I Games:

Southern California

Loss, Non-Conf, S Site, H Home A Away N Neutral

Average RPI Win: 226	WON-LOST	WINNING	LAST 10	STRENGTH OF	OPP. STRENGTH	TEAM	ADJ.	CONF.	ADJ CONF.
Average RPI Loss: 114	RECORD	PCT. RANK	GAMES	SCHEDULE	OF SCHEDULE	RPI	RPI	RPI	RPI
DIV. I ONLY	13- 12	162	1- 0	105	223	151	151	13	13
DIV. I NON-CONF.	7- 4	108	0- 0	96	236	79	79	15	15
TOTALS	RPI 1-25	RPI 26-50	W-L RECORDS	RPI 51-100	RPI 101-150	RPI 150+			
13- 12	0- 2	0- 0	OVERALL	1- 3	2- 2	10- 5			
9- 3	0- 0	0- 0	HOME	1- 1	1- 0	7- 2			
3- 8	0- 1	0- 0	AWAY	0- 2	0- 2	3- 3			
1- 1	0- 1	0- 0	NEUTRAL	0- 0	1- 0	0- 0			
7- 4	0- 1	0- 0	NON-CONFERENCE	1- 0	2- 2	4- 1			
5- 0	0- 0	0- 0	HOME	1- 0	1- 0	3- 0			
1- 3	0- 0	0- 0	AWAY	0- 0	0- 2	1- 1			
1- 1	0- 1	0- 0	NEUTRAL	0- 0	1- 0	0- 0			
6- 8	0- 1	0- 0	CONFERENCE	0- 3	0- 0	6- 4			
4- 3	0- 0	0- 0	HOME	0- 1	0- 0	4- 2			
2- 5	0- 1	0- 0	AWAY	0- 2	0- 0	2- 2			
0- 0	0- 0	0- 0	NEUTRAL	0- 0	0- 0	0- 0			

RPI 1-25				RPI 26-50				RPI 51-100				RPI 101+ Team's RPI: 151			
RPI	S	Opponent	Score	RPI	S	Opponent	Score	RPI	S	Opponent	Score	RPI	S	Opponent	Score
19	N	Arizona St.	38 82					70	A	Missouri St.	51 66	113	N	Hartford	72 50
23	A	Drake	66 94					70	H	Missouri St.	58 70	120	A	Western Ky.	76 83
								90	A	UNI	53 65	132	A	UT Martin	94 95
								99	H	Northern Ill.	82 73	133	H	IUPUI	78 73
												156	A	Bradley	53 58
												156	H	Bradley	62 55
												160	A	Illinois St.	52 60
												160	H	Illinois St.	66 68
												179	A	Saint Louis	58 62
												189	H	Indiana St.	58 61
												201	H	Marshall	58 49
												230	H	Southeast Mo. St.	60 40
												244	A	Loyola Chicago	64 41
												244	H	Loyola Chicago	74 63
												269	A	Murray St.	65 59
												295	H	Eastern Ill.	73 59
												314	A	Valparaiso	58 47
												314	H	Valparaiso	87 65
												332	H	Evansville	67 47
LAST 12 Division I GAMES:															
314	A	Valparaiso	58 47	90	A	UNI	53 65								
244	A	Loyola Chicago	64 41	244	H	Loyola Chicago	74 63								
160	H	Illinois St.	66 68	314	H	Valparaiso	87 65								
156	H	Bradley	62 55	156	A	Bradley	53 58								
70	H	Missouri St.	58 70	160	A	Illinois St.	52 60								
23	A	Drake	66 94	70	A	Missouri St.	51 66								

Non-Div I Games:

Southern Ill.

■ Loss,
 ■ Non-Conf,
 ■ S Site,
 ■ Home
 ■ A Away
 N Neutral

Average RPI Win:	258	WON-LOST	WINNING	LAST 10	STRENGTH OF	OPP. STRENGTH	TEAM	ADJ.	CONF.	ADJ CONF.
Average RPI Loss:	109	RECORD	PCT. RANK	GAMES	SCHEDULE	OF SCHEDULE	RPI	RPI	RPI	RPI
DIV. I ONLY	14- 11	143	1- 0	209	218	182	182	14	14	
DIV. I NON-CONF.	6- 5	143	0- 0	271	329	249	249	17	17	
TOTALS	RPI 1-25	RPI 26-50	W-L RECORDS	RPI 51-100	RPI 101-150	RPI 150+				
14- 11	0- 1	0- 1	OVERALL	0- 3	2- 2	12- 4				
9- 6	0- 1	0- 1	HOME	0- 1	1- 1	8- 2				
5- 5	0- 0	0- 0	AWAY	0- 2	1- 1	4- 2				
0- 0	0- 0	0- 0	NEUTRAL	0- 0	0- 0	0- 0				
6- 5	0- 1	0- 0	NON-CONFERENCE	0- 1	0- 1	6- 2				
5- 3	0- 1	0- 0	HOME	0- 0	0- 1	5- 1				
1- 2	0- 0	0- 0	AWAY	0- 1	0- 0	1- 1				
0- 0	0- 0	0- 0	NEUTRAL	0- 0	0- 0	0- 0				
8- 6	0- 0	0- 1	CONFERENCE	0- 2	2- 1	6- 2				
4- 3	0- 0	0- 1	HOME	0- 1	1- 0	3- 1				
4- 3	0- 0	0- 0	AWAY	0- 1	1- 1	3- 1				
0- 0	0- 0	0- 0	NEUTRAL	0- 0	0- 0	0- 0				

RPI 1-25				RPI 26-50				RPI 51-100				RPI 101+ Team's RPI: 182			
RPI	S	Opponent	Score	RPI	S	Opponent	Score	RPI	S	Opponent	Score	RPI	S	Opponent	Score
9	H	Mississippi St.	42 86	34	H	Rice	47 58	59	A	Middle Tenn.	49 66	102	A	UAB	60 71
								88	H	Old Dominion	50 53	103	H	Houston	44 61
								100	A	South Alabama	68 77	118	H	Charlotte	65 54
												120	A	Western Ky.	69 56
												165	A	Tulane	54 71
												174	A	Louisiana Tech	85 106
												174	H	Louisiana Tech	74 70
												176	H	North Texas	48 62
												185	H	Sam Houston St.	61 65
												201	A	Marshall	64 52
												203	H	Grambling	68 47
												277	A	UTEP	64 63
												286	H	Samford	76 40
												304	H	Fla. Atlantic	67 45
												306	A	Southeastern La.	59 52
												307	A	UTSA	70 45
												313	H	FIU	71 57
												326	H	Mississippi Val.	67 60
												328	H	Northwestern St.	69 54
												351	H	Alcorn	66 47
LAST 12 Division I GAMES:															
174	H	Louisiana Tech	74 70	201	A	Marshall	64 52								
277	A	UTEP	64 63	120	A	Western Ky.	69 56								
307	A	UTSA	70 45	88	H	Old Dominion	50 53								
174	A	Louisiana Tech	85 106	118	H	Charlotte	65 54								
304	H	Fla. Atlantic	67 45	102	A	UAB	60 71								
313	H	FIU	71 57	59	A	Middle Tenn.	49 66								

Non-Div I Games: Blue Mountain (MS) 84 38 William Carey 74 48

Southern Miss.

Loss, Non-Conf, S Site, H Home A Away N Neutral

Average RPI Win:	288	WON-LOST	WINNING	LAST 10	STRENGTH OF	OPP. STRENGTH	TEAM	ADJ.	CONF.	ADJ CONF.
Average RPI Loss:	111	RECORD	PCT. RANK	GAMES	SCHEDULE	OF SCHEDULE	RPI	RPI	RPI	RPI
DIV. I ONLY	12- 10	150	0- 0	219	269	173	173	29	29	
DIV. I NON-CONF.	0- 7	336	0- 0	3	4	179	179	28	28	
TOTALS	RPI 1-25	RPI 26-50	W-L RECORDS	RPI 51-100	RPI 101-150	RPI 150+				
12- 10	0- 3	0- 2	OVERALL	0- 1	0- 1	12- 3				
6- 3	0- 0	0- 0	HOME	0- 1	0- 0	6- 2				
6- 7	0- 3	0- 2	AWAY	0- 0	0- 1	6- 1				
0- 0	0- 0	0- 0	NEUTRAL	0- 0	0- 0	0- 0				
0- 7	0- 3	0- 2	NON-CONFERENCE	0- 1	0- 1	0- 0				
0- 1	0- 0	0- 0	HOME	0- 1	0- 0	0- 0				
0- 6	0- 3	0- 2	AWAY	0- 0	0- 1	0- 0				
0- 0	0- 0	0- 0	NEUTRAL	0- 0	0- 0	0- 0				
12- 3	0- 0	0- 0	CONFERENCE	0- 0	0- 0	12- 3				
6- 2	0- 0	0- 0	HOME	0- 0	0- 0	6- 2				
6- 1	0- 0	0- 0	AWAY	0- 0	0- 0	6- 1				
0- 0	0- 0	0- 0	NEUTRAL	0- 0	0- 0	0- 0				

RPI 1-25				RPI 26-50				RPI 51-100				RPI 101+ Team's RPI: 173			
RPI	S	Opponent	Score	RPI	S	Opponent	Score	RPI	S	Opponent	Score	RPI	S	Opponent	Score
2	A	Baylor	49 94	43	A	TCU	40 69	100	H	South Alabama	49 53	144	A	Texas Tech	58 76
15	A	Kentucky	41 91	45	A	Michigan	35 76					203	A	Grambling	86 81
19	A	Arizona St.	47 69									203	H	Grambling	71 65
												208	H	Prairie View	54 55
												241	H	Texas Southern	63 61
												258	A	Alabama St.	61 78
												258	H	Alabama St.	62 52
												278	A	Jackson St.	76 74
												278	H	Jackson St.	52 59
												289	A	Alabama A&M	54 50
												289	H	Alabama A&M	68 60
												326	A	Mississippi Val.	67 46
												326	H	Mississippi Val.	74 67
												345	A	Ark.-Pine Bluff	56 45
												345	H	Ark.-Pine Bluff	73 41
												351	A	Alcorn	75 54
LAST 12 Division I GAMES:															
258	H	Alabama St.	62 52	351	A	Alcorn	75 54								
289	H	Alabama A&M	68 60	258	A	Alabama St.	61 78								
326	A	Mississippi Val.	67 46	289	A	Alabama A&M	54 50								
345	A	Ark.-Pine Bluff	56 45	326	H	Mississippi Val.	74 67								
278	H	Jackson St.	52 59	345	H	Ark.-Pine Bluff	73 41								
203	H	Grambling	71 65	278	A	Jackson St.	76 74								

Non-Div I Games: Dillard 61 63 Wiley 89 58 Louisiana Col. 77 53 Millsaps 71 36 Southern U.

Southern Utah

Through Games Of Feb. 27, 2019

Average RPI Win:	220	WON-LOST	WINNING	LAST 10	STRENGTH OF	OPP. STRENGTH	TEAM	ADJ.	CONF.	ADJ CONF.
Average RPI Loss:	152	RECORD	PCT. RANK	GAMES	SCHEDULE	OF SCHEDULE	RPI	RPI	RPI	RPI
DIV. I ONLY	6- 20	306	0- 1	140	216	285	285	16	16	
DIV. I NON-CONF.	3- 6	241	0- 1	39	292	186	186	12	12	
TOTALS	RPI 1-25	RPI 26-50	W-L RECORDS	RPI 51-100	RPI 101-150	RPI 150+				
6- 20	0- 0	1- 0	OVERALL	0- 6	0- 5	5- 9				
5- 7	0- 0	1- 0	HOME	0- 2	0- 2	4- 3				
1- 13	0- 0	0- 0	AWAY	0- 4	0- 3	1- 6				
0- 0	0- 0	0- 0	NEUTRAL	0- 0	0- 0	0- 0				
3- 6	0- 0	1- 0	NON-CONFERENCE	0- 2	0- 1	2- 3				
3- 1	0- 0	1- 0	HOME	0- 0	0- 0	2- 1				
0- 5	0- 0	0- 0	AWAY	0- 2	0- 1	0- 2				
0- 0	0- 0	0- 0	NEUTRAL	0- 0	0- 0	0- 0				
3- 14	0- 0	0- 0	CONFERENCE	0- 4	0- 4	3- 6				
2- 6	0- 0	0- 0	HOME	0- 2	0- 2	2- 2				
1- 8	0- 0	0- 0	AWAY	0- 2	0- 2	1- 4				
0- 0	0- 0	0- 0	NEUTRAL	0- 0	0- 0	0- 0				

RPI S	Opponent	Score	RPI S	Opponent	Score	RPI S	Opponent	Score	RPI S	Opponent	Score	Team's RPI: 285
28	H BYU	67 64	60	A Boise St.	53 88	112	H Northern Colo.	44 71				
			82	A UC Davis	45 68	126	A Portland St.	49 63				
			89	A Idaho	49 77	126	H Portland St.	56 81				
			89	H Idaho	70 82	136	A Montana St.	64 69				
			91	A Idaho St.	47 80	146	A UC Riverside	50 56				
			91	H Idaho St.	57 69	161	H Denver	70 71				
						166	A Oral Roberts	59 64				
						169	A Montana	57 79				
						181	A UC Irvine	58 75				
						187	A Eastern Wash.	66 80				
						187	H Eastern Wash.	73 63				
						232	A Sacramento St.	76 77				
						232	H Sacramento St.	69 75				
						254	A Northern Ariz.	82 76				
						254	H Northern Ariz.	69 78				
						259	H San Diego	69 59				
						273	H Utah Valley	60 59				
						319	A Weber St.	66 67				
						319	H Weber St.	84 79				
LAST 12 Division I GAMES:												
146	A UC Riverside	50 56	319	A Weber St.	66 67							
89	A Idaho	49 77	89	H Idaho	70 82							
187	A Eastern Wash.	66 80	187	H Eastern Wash.	73 63							
126	H Portland St.	56 81	254	H Northern Ariz.	69 78							
232	H Sacramento St.	69 75	112	H Northern Colo.	44 71							
91	A Idaho St.	47 80	232	A Sacramento St.	76 77							

Non-Div I Games:

Southern Utah

■ Loss,
 ■ Non-Conf,
 ■ S Site,
 ■ H Home
 ■ A Away
 N Neutral

St. Bonaventure

Through Games Of Feb. 27, 2019

Average RPI Win:	241	WON-LOST	WINNING	LAST 10	STRENGTH OF	OPP. STRENGTH	TEAM	ADJ.	CONF.	ADJ CONF.
Average RPI Loss:	149	RECORD	PCT. RANK	GAMES	SCHEDULE	OF SCHEDULE	RPI	RPI	RPI	RPI
DIV. I ONLY	8- 20	282	0- 1	159	176	260	260	17	17	
DIV. I NON-CONF.	3- 10	278	0- 0	111	157	242	242	16	16	
TOTALS	RPI 1-25	RPI 26-50	W-L RECORDS	RPI 51-100	RPI 101-150	RPI 150+				
8- 20	0- 0	0- 2	OVERALL	0- 3	0- 6	8- 9				
4- 9	0- 0	0- 0	HOME	0- 2	0- 4	4- 3				
4- 10	0- 0	0- 1	AWAY	0- 1	0- 2	4- 6				
0- 1	0- 0	0- 1	NEUTRAL	0- 0	0- 0	0- 0				
3- 10	0- 0	0- 2	NON-CONFERENCE	0- 3	0- 2	3- 3				
2- 3	0- 0	0- 0	HOME	0- 2	0- 0	2- 1				
1- 6	0- 0	0- 1	AWAY	0- 1	0- 2	1- 2				
0- 1	0- 0	0- 1	NEUTRAL	0- 0	0- 0	0- 0				
5- 10	0- 0	0- 0	CONFERENCE	0- 0	0- 4	5- 6				
2- 6	0- 0	0- 0	HOME	0- 0	0- 4	2- 2				
3- 4	0- 0	0- 0	AWAY	0- 0	0- 0	3- 4				
0- 0	0- 0	0- 0	NEUTRAL	0- 0	0- 0	0- 0				

RPI 1-25				RPI 26-50				RPI 51-100				RPI 101+ Team's RPI: 260			
RPI	S	Opponent	Score	RPI	S	Opponent	Score	RPI	S	Opponent	Score	RPI	S	Opponent	Score
				37	A	Buffalo	43 90	51	H	Bucknell	46 77	107	H	VCU	50 59
				39	N	Ohio	53 70	74	H	Kent St.	64 76	109	H	Fordham	44 53
								98	A	Georgia	40 67	121	H	Dayton	49 62
												127	A	Penn St.	65 80
												137	H	Duquesne	54 60
												140	A	Akron	58 67
												157	A	Davidson	55 67
												161	A	Denver	62 76
												179	H	Saint Louis	45 62
												195	A	George Washington	44 57
												196	A	George Mason	68 57
												196	H	George Mason	64 55
												219	H	Hofstra	59 67
												222	A	Cornell	44 58
												226	A	Massachusetts	64 63
												237	A	Saint Joseph's	41 66
												248	A	Rhode Island	84 68
												248	H	Rhode Island	62 61
												267	A	Niagara	76 48
												271	H	Siena	74 58
												276	A	Richmond	49 57
												279	H	Canisius	100 94
												287	H	La Salle	45 52
LAST 12 Division I GAMES:															
				287	H	La Salle	45 52	107	H	VCU	50 59				
				195	A	George Washington	44 57	196	H	George Mason	64 55				
				248	H	Rhode Island	62 61	248	A	Rhode Island	84 68				
				109	H	Fordham	44 53	226	A	Massachusetts	64 63				
				276	A	Richmond	49 57	179	H	Saint Louis	45 62				
				157	A	Davidson	55 67	121	H	Dayton	49 62				

Non-Div I Games:

St. Bonaventure

■ Loss,
 ■ Non-Conf,
 ■ S Site,
 ■ Home
 ■ A Away
 N Neutral

Average RPI Win:	297	WON-LOST	WINNING	LAST 10	STRENGTH OF	OPP. STRENGTH	TEAM	ADJ.	CONF.	ADJ CONF.
Average RPI Loss:	215	RECORD	PCT. RANK	GAMES	SCHEDULE	OF SCHEDULE	RPI	RPI	RPI	RPI
DIV. I ONLY	14- 12	151	0- 1	344	348	264	264	31	31	
DIV. I NON-CONF.	5- 6	177	0- 0	315	325	279	279	31	31	
TOTALS	RPI 1-25	RPI 26-50	W-L RECORDS	RPI 51-100	RPI 101-150	RPI 150+				
14- 12	0- 0	0- 0	OVERALL	0- 1	1- 1	13- 10				
7- 4	0- 0	0- 0	HOME	0- 1	0- 0	7- 3				
6- 7	0- 0	0- 0	AWAY	0- 0	1- 1	5- 6				
1- 1	0- 0	0- 0	NEUTRAL	0- 0	0- 0	1- 1				
5- 6	0- 0	0- 0	NON-CONFERENCE	0- 1	1- 1	4- 4				
2- 2	0- 0	0- 0	HOME	0- 1	0- 0	2- 1				
2- 3	0- 0	0- 0	AWAY	0- 0	1- 1	1- 2				
1- 1	0- 0	0- 0	NEUTRAL	0- 0	0- 0	1- 1				
9- 6	0- 0	0- 0	CONFERENCE	0- 0	0- 0	9- 6				
5- 2	0- 0	0- 0	HOME	0- 0	0- 0	5- 2				
4- 4	0- 0	0- 0	AWAY	0- 0	0- 0	4- 4				
0- 0	0- 0	0- 0	NEUTRAL	0- 0	0- 0	0- 0				

RPI S	Opponent	Score	RPI S	Opponent	Score	RPI S	Opponent	Score	RPI S	Opponent	Score	Team's RPI: 264
68	H Princeton	64	83	131	A Morehead St.	101	94	138	A Seton Hall	77	100	
				152	A Stony Brook	67	74	197	A Robert Morris	57	74	
				197	H Robert Morris	56	75	214	A Sacred Heart	56	53	
				214	H Sacred Heart	66	68	229	A Saint Francis (PA)	84	86	
				229	H Saint Francis (PA)	78	65	238	A Mt. St. Mary's	75	78	
				242	H Albany (NY)	60	67	280	A Army West Point	57	69	
				282	H Manhattan	73	65	296	A Loyola Maryland	75	70	
				299	A Bryant	60	55	310	A Wagner	85	87	
				310	H Wagner	76	61	314	N Valparaiso	76	78	
				318	H Central Conn. St.	70	58	341	H Saint Peter's	74	70	
				346	A LIU Brooklyn	79	67	346	H LIU Brooklyn	87	64	
				348	A Fairleigh Dickinson	64	53	348	H Fairleigh Dickinson	73	61	
				350	N Chicago St.	110	73					
LAST 12 Division I GAMES:												
229	A Saint Francis (PA)	84	86	214	A Sacred Heart	56	53					
197	A Robert Morris	57	74	238	A Mt. St. Mary's	75	78					
318	H Central Conn. St.	70	58	348	A Fairleigh Dickinson	64	53					
346	H LIU Brooklyn	87	64	346	A LIU Brooklyn	79	67					
310	A Wagner	85	87	214	H Sacred Heart	66	68					
348	H Fairleigh Dickinson	73	61	229	H Saint Francis (PA)	78	65					

Non-Div I Games: Mercy 102 51

St. Francis Brooklyn

■ Loss,
 ■ Non-Conf,
 ■ S Site,
 ■ H Home
 ■ A Away
 N Neutral

Average RPI Win:	170	WON-LOST	WINNING	LAST 10	STRENGTH OF	OPP. STRENGTH	TEAM	ADJ.	CONF.	ADJ CONF.
Average RPI Loss:	61	RECORD	PCT. RANK	GAMES	SCHEDULE	OF SCHEDULE	RPI	RPI	RPI	RPI
DIV. I ONLY	14- 14	170	0- 1	70	42	104	104	6	6	
DIV. I NON-CONF.	7- 4	108	0- 0	214	56	108	108	4	4	
TOTALS	RPI 1-25	RPI 26-50	W-L RECORDS	RPI 51-100	RPI 101-150	RPI 150+				
14- 14	1- 5	1- 2	OVERALL	2- 3	3- 4	7- 0				
5- 6	1- 2	0- 1	HOME	1- 1	1- 2	2- 0				
7- 7	0- 2	1- 1	AWAY	0- 2	2- 2	4- 0				
2- 1	0- 1	0- 0	NEUTRAL	1- 0	0- 0	1- 0				
7- 4	0- 2	0- 1	NON-CONFERENCE	1- 0	1- 1	5- 0				
2- 1	0- 1	0- 0	HOME	0- 0	1- 0	1- 0				
3- 2	0- 0	0- 1	AWAY	0- 0	0- 1	3- 0				
2- 1	0- 1	0- 0	NEUTRAL	1- 0	0- 0	1- 0				
7- 10	1- 3	1- 1	CONFERENCE	1- 3	2- 3	2- 0				
3- 5	1- 1	0- 1	HOME	1- 1	0- 2	1- 0				
4- 5	0- 2	1- 0	AWAY	0- 2	2- 1	1- 0				
0- 0	0- 0	0- 0	NEUTRAL	0- 0	0- 0	0- 0				

RPI 1-25				RPI 26-50				RPI 51-100				RPI 101+ Team's RPI: 104			
RPI	S	Opponent	Score	RPI	S	Opponent	Score	RPI	S	Opponent	Score	RPI	S	Opponent	Score
6	N	UConn	55 65	36	A	James Madison	51 64	52	A	Butler	45 66	105	A	Creighton	51 45
10	A	Marquette	73 83	50	A	Villanova	66 62	52	H	Butler	68 73	105	H	Creighton	63 65
10	H	Marquette	81 74	50	H	Villanova	57 73	77	N	Purdue	68 62	114	A	Providence	60 57
21	H	Florida St.	53 57					94	A	Georgetown	80 82	114	H	Providence	66 67
25	A	DePaul	64 73					94	H	Georgetown	59 51	116	H	Yale	56 52
25	H	DePaul	62 70									128	A	Wake Forest	59 64
												138	A	Seton Hall	67 77
												186	A	Xavier	76 57
												186	H	Xavier	70 41
												204	N	Ole Miss	64 59
												280	A	Army West Point	60 49
												287	A	La Salle	83 57
												329	A	Iona	61 35
												343	H	Delaware St.	82 44
LAST 12 Division I GAMES:															
94	A	Georgetown	80 82	186	H	Xavier	70 41								
50	A	Villanova	66 62	52	H	Butler	68 73								
25	H	DePaul	62 70	50	H	Villanova	57 73								
10	H	Marquette	81 74	94	H	Georgetown	59 51								
114	A	Providence	60 57	10	A	Marquette	73 83								
105	A	Creighton	51 45	25	A	DePaul	64 73								

Non-Div I Games:

St. John's (NY)

■ Loss,
■ Non-Conf,
■ S Site,
■ H Home
■ A Away
N Neutral

Average RPI Win:	82	WON-LOST	WINNING	LAST 10	STRENGTH OF	OPP. STRENGTH	TEAM	ADJ.	CONF.	ADJ CONF.
Average RPI Loss:	30	RECORD	PCT. RANK	GAMES	SCHEDULE	OF SCHEDULE	RPI	RPI	RPI	RPI
DIV. I ONLY	23- 4	11	1- 0	2	11	4	4	2	2	
DIV. I NON-CONF.	10- 1	17	0- 0	7	39	2	2	2	2	
TOTALS	RPI 1-25	RPI 26-50	W-L RECORDS	RPI 51-100	RPI 101-150	RPI 150+				
23- 4	4- 2	7- 1	OVERALL	6- 1	2- 0	4- 0				
13- 1	3- 1	3- 0	HOME	3- 0	2- 0	2- 0				
8- 3	1- 1	4- 1	AWAY	1- 1	0- 0	2- 0				
2- 0	0- 0	0- 0	NEUTRAL	2- 0	0- 0	0- 0				
10- 1	1- 1	2- 0	NON-CONFERENCE	4- 0	1- 0	2- 0				
5- 0	1- 0	0- 0	HOME	2- 0	1- 0	1- 0				
3- 1	0- 1	2- 0	AWAY	0- 0	0- 0	1- 0				
2- 0	0- 0	0- 0	NEUTRAL	2- 0	0- 0	0- 0				
13- 3	3- 1	5- 1	CONFERENCE	2- 1	1- 0	2- 0				
8- 1	2- 1	3- 0	HOME	1- 0	1- 0	1- 0				
5- 2	1- 0	2- 1	AWAY	1- 1	0- 0	1- 0				
0- 0	0- 0	0- 0	NEUTRAL	0- 0	0- 0	0- 0				

RPI	S	Opponent	Score	RPI	S	Opponent	Score	RPI	S	Opponent	Score	RPI	S	Opponent	Score
2	H	Baylor	68 63	32	A	UCLA	65 51	63	A	Utah	68 75	143	H	Washington St.	85 64
5	H	Oregon	48 88	32	H	UCLA	86 80	69	N	FGCU	88 65	147	H	CSUN	69 43
14	A	Gonzaga	73 79	37	A	Buffalo	62 55	71	N	American	71 49	155	H	Washington	91 54
19	A	Arizona St.	72 65	38	A	California	80 81	75	A	Arizona	78 48	164	A	Colorado	80 69
19	H	Arizona St.	71 50	38	H	California	75 50	75	H	Arizona	56 54	233	A	Hawaii	81 59
20	H	Oregon St.	61 44	44	A	Tennessee	95 85	82	H	UC Davis	71 43	249	H	San Francisco	96 62
				46	A	Southern California	69 67	89	H	Idaho	115 71				
				46	H	Southern California	72 64								
LAST 12 Division I GAMES:															
19	H	Arizona St.	71 50	38	H	California	75 50								
75	H	Arizona	56 54	38	A	California	80 81								
46	A	Southern California	69 67	63	A	Utah	68 75								
32	A	UCLA	65 51	164	A	Colorado	80 69								
5	H	Oregon	48 88	143	H	Washington St.	85 64								
20	H	Oregon St.	61 44	155	H	Washington	91 54								

Non-Div I Games:

Stanford

Average RPI Win: 274	WON-LOST	WINNING	LAST 10	STRENGTH OF	OPP. STRENGTH	TEAM	ADJ.	CONF.	ADJ CONF.
Average RPI Loss: 124	RECORD	PCT. RANK	GAMES	SCHEDULE	OF SCHEDULE	RPI	RPI	RPI	RPI
DIV. I ONLY	13- 13	170	0- 1	220	236	207	207	24	24
DIV. I NON-CONF.	3- 9	271	0- 0	146	110	277	277	26	26
TOTALS	RPI 1-25	RPI 26-50	W-L RECORDS	RPI 51-100	RPI 101-150	RPI 150+			
13- 13	0- 1	0- 2	OVERALL	0- 3	0- 3	13- 4			
9- 4	0- 1	0- 0	HOME	0- 2	0- 0	9- 1			
4- 6	0- 0	0- 2	AWAY	0- 0	0- 2	4- 2			
0- 3	0- 0	0- 0	NEUTRAL	0- 1	0- 1	0- 1			
3- 9	0- 1	0- 2	NON-CONFERENCE	0- 2	0- 3	3- 1			
3- 2	0- 1	0- 0	HOME	0- 1	0- 0	3- 0			
0- 4	0- 0	0- 2	AWAY	0- 0	0- 2	0- 0			
0- 3	0- 0	0- 0	NEUTRAL	0- 1	0- 1	0- 1			
10- 4	0- 0	0- 0	CONFERENCE	0- 1	0- 0	10- 3			
6- 2	0- 0	0- 0	HOME	0- 1	0- 0	6- 1			
4- 2	0- 0	0- 0	AWAY	0- 0	0- 0	4- 2			
0- 0	0- 0	0- 0	NEUTRAL	0- 0	0- 0	0- 0			

RPI 1-25				RPI 26-50				RPI 51-100				RPI 101+ Team's RPI: 207			
RPI	S	Opponent	Score	RPI	S	Opponent	Score	RPI	S	Opponent	Score	RPI	S	Opponent	Score
16	H	UCF	55 78	27	A	Texas	46 65	62	N	Wright St.	44 57	134	N	Marist	69 76
				44	A	Tennessee	55 65	69	H	FGCU	40 73	145	A	Alabama	47 59
								72	H	Penn	53 75	150	A	Tulsa	54 55
												177	A	North Ala.	55 71
												177	H	North Ala.	69 59
												213	A	Liberty	68 56
												213	H	Liberty	69 52
												219	N	Hofstra	50 53
												228	A	Jacksonville	69 56
												228	H	Jacksonville	54 46
												251	A	North Florida	57 71
												251	H	North Florida	62 75
												255	H	North Dakota	74 63
												297	H	Kennesaw St.	76 69
												317	H	North Dakota St.	60 59
												320	A	NJIT	56 47
												320	H	NJIT	74 48
												324	A	Lipscomb	80 65
												324	H	Lipscomb	76 49
												347	H	Florida A&M	69 44
LAST 12 Division I GAMES:															
251	H	North Florida	62 75	297	H	Kennesaw St.	76 69								
177	H	North Ala.	69 59	228	A	Jacksonville	69 56								
320	A	NJIT	56 47	324	H	Lipscomb	76 49								
69	H	FGCU	40 73	320	H	NJIT	74 48								
228	H	Jacksonville	54 46	177	A	North Ala.	55 71								
213	A	Liberty	68 56	251	A	North Florida	57 71								

Non-Div I Games: Central St. (OH) 81 51 Webber Int'l 80 52

Stetson

Loss, Non-Conf, S Site, H Home A Away N Neutral

Stony Brook

Through Games Of Feb. 27, 2019

Average RPI Win:	275	WON-LOST	WINNING	LAST 10	STRENGTH OF	OPP. STRENGTH	TEAM	ADJ.	CONF.	ADJ CONF.
Average RPI Loss:	100	RECORD	PCT. RANK	GAMES	SCHEDULE	OF SCHEDULE	RPI	RPI	RPI	RPI
DIV. I ONLY	20- 7	50	1- 0	318	259	152	152	23	23	
DIV. I NON-CONF.	10- 2	37	0- 0	305	270	95	95	25	25	
TOTALS	RPI 1-25	RPI 26-50	W-L RECORDS	RPI 51-100	RPI 101-150	RPI 150+				
20- 7	0- 0	0- 1	OVERALL	0- 3	1- 2	19- 1				
10- 3	0- 0	0- 0	HOME	0- 1	0- 1	10- 1				
10- 4	0- 0	0- 1	AWAY	0- 2	1- 1	9- 0				
0- 0	0- 0	0- 0	NEUTRAL	0- 0	0- 0	0- 0				
10- 2	0- 0	0- 1	NON-CONFERENCE	0- 1	1- 0	9- 0				
6- 0	0- 0	0- 0	HOME	0- 0	0- 0	6- 0				
4- 2	0- 0	0- 1	AWAY	0- 1	1- 0	3- 0				
0- 0	0- 0	0- 0	NEUTRAL	0- 0	0- 0	0- 0				
10- 5	0- 0	0- 0	CONFERENCE	0- 2	0- 2	10- 1				
4- 3	0- 0	0- 0	HOME	0- 1	0- 1	4- 1				
6- 2	0- 0	0- 0	AWAY	0- 1	0- 1	6- 0				
0- 0	0- 0	0- 0	NEUTRAL	0- 0	0- 0	0- 0				

RPI 1-25				RPI 26-50				RPI 51-100				RPI 101+				Team's RPI: 152	
RPI	S	Opponent	Score	RPI	S	Opponent	Score	RPI	S	Opponent	Score	RPI	S	Opponent	Score		
				26	A	Rutgers	47 61	61	A	Maine	61 71	113	A	Hartford	62 73		
								61	H	Maine	54 68	113	H	Hartford	36 64		
								86	A	Toledo	48 80	127	A	Penn St.	81 70		
												214	A	Sacred Heart	73 58		
												219	H	Hofstra	77 49		
												222	H	Cornell	63 61		
												242	A	Albany (NY)	68 52		
												242	H	Albany (NY)	49 54		
												250	A	Binghamton	65 56		
												250	H	Binghamton	68 53		
												264	H	St. Francis Brooklyn	74 67		
												281	A	Vermont	67 61		
												282	A	Manhattan	79 48		
												283	H	Ga. Southern	72 43		
												310	H	Wagner	70 45		
												311	A	UMBC	70 59		
												311	H	UMBC	57 44		
												312	A	New Hampshire	82 63		
												312	H	New Hampshire	67 37		
												321	A	UMass Lowell	64 47		
												321	H	UMass Lowell	76 56		
												329	A	Iona	53 51		
												348	H	Fairleigh Dickinson	63 49		
LAST 12 Division I GAMES:																	
				311	A	UMBC	70 59	113	A	Hartford	62 73						
				61	A	Maine	61 71	311	H	UMBC	57 44						
				242	A	Albany (NY)	68 52	281	A	Vermont	67 61						
				312	H	New Hampshire	67 37	242	H	Albany (NY)	49 54						
				321	A	UMass Lowell	64 47	61	H	Maine	54 68						
				250	H	Binghamton	68 53	312	A	New Hampshire	82 63						

Non-Div I Games: SUNY New Paltz 87 50

Stony Brook

Loss, Non-Conf, S Site, H Home A Away N Neutral

Average RPI Win:	99	WON-LOST	WINNING	LAST 10	STRENGTH OF	OPP. STRENGTH	TEAM	ADJ.	CONF.	ADJ CONF.
Average RPI Loss:	26	RECORD	PCT. RANK	GAMES	SCHEDULE	OF SCHEDULE	RPI	RPI	RPI	RPI
DIV. I ONLY	20- 7	50	0- 1	5	8	12	12	1	1	
DIV. I NON-CONF.	11- 2	32	0- 0	9	78	5	5	1	1	
TOTALS	RPI 1-25	RPI 26-50	W-L RECORDS	RPI 51-100	RPI 101-150	RPI 150+				
20- 7	3- 5	3- 1	OVERALL	5- 0	6- 1	3- 0				
11- 3	1- 3	1- 0	HOME	2- 0	4- 0	3- 0				
4- 4	0- 2	1- 1	AWAY	2- 0	1- 1	0- 0				
5- 0	2- 0	1- 0	NEUTRAL	1- 0	1- 0	0- 0				
11- 2	3- 1	1- 0	NON-CONFERENCE	2- 0	2- 1	3- 0				
6- 0	1- 0	0- 0	HOME	1- 0	1- 0	3- 0				
0- 2	0- 1	0- 0	AWAY	0- 0	0- 1	0- 0				
5- 0	2- 0	1- 0	NEUTRAL	1- 0	1- 0	0- 0				
9- 5	0- 4	2- 1	CONFERENCE	3- 0	4- 0	0- 0				
5- 3	0- 3	1- 0	HOME	1- 0	3- 0	0- 0				
4- 2	0- 1	1- 1	AWAY	2- 0	1- 0	0- 0				
0- 0	0- 0	0- 0	NEUTRAL	0- 0	0- 0	0- 0				

RPI	S	Opponent	Score	RPI	S	Opponent	Score	RPI	S	Opponent	Score	RPI	S	Opponent	Score
1	H	Notre Dame	68 98	31	H	North Carolina	90 77	51	H	Bucknell	70 56	106	A	Minnesota	68 72
3	A	Louisville	51 76	35	N	Kansas St.	70 61	58	A	Virginia Tech	75 73	108	H	Towson	98 55
5	A	Oregon	73 75	41	A	Georgia Tech	55 65	68	N	Princeton	92 61	117	H	Boston College	96 69
7	H	NC State	73 77	42	A	Clemson	84 75	83	A	Duke	64 55	125	A	Pittsburgh	82 50
16	N	UCF	57 52					95	H	Virginia	72 68	125	H	Pittsburgh	90 63
18	H	Miami (FL)	71 84									128	H	Wake Forest	77 57
22	H	Texas A&M	75 65									137	N	Duquesne	87 71
25	N	DePaul	83 81									191	H	UMES	96 51
												255	H	North Dakota	85 49
												267	H	Niagara	94 45
LAST 12 Division I GAMES:															
1	H	Notre Dame	68 98	95	H	Virginia	72 68								
125	H	Pittsburgh	90 63	83	A	Duke	64 55								
128	H	Wake Forest	77 57	18	H	Miami (FL)	71 84								
7	H	NC State	73 77	41	A	Georgia Tech	55 65								
117	H	Boston College	96 69	125	A	Pittsburgh	82 50								
3	A	Louisville	51 76	31	H	North Carolina	90 77								

Non-Div I Games:

Syracuse

■ Loss,
 ■ Non-Conf,
 ■ S Site,
 ■ H Home
 ■ A Away
 N Neutral

TCUTCU

TCU

Page 285

Average RPI Win:	222	WON-LOST	WINNING	LAST 10	STRENGTH OF	OPP. STRENGTH	TEAM	ADJ.	CONF.	ADJ CONF.
Average RPI Loss:	89	RECORD	PCT. RANK	GAMES	SCHEDULE	OF SCHEDULE	RPI	RPI	RPI	RPI
DIV. I ONLY	9- 18	263	0- 1	64	84	170	170	9	9	
DIV. I NON-CONF.	4- 9	252	0- 0	140	88	205	205	8	8	
TOTALS	RPI 1-25	RPI 26-50	W-L RECORDS	RPI 51-100	RPI 101-150	RPI 150+				
9- 18	0- 6	0- 1	OVERALL	1- 3	2- 5	6- 3				
6- 4	0- 1	0- 0	HOME	1- 0	1- 2	4- 1				
3- 13	0- 5	0- 1	AWAY	0- 2	1- 3	2- 2				
0- 1	0- 0	0- 0	NEUTRAL	0- 1	0- 0	0- 0				
4- 9	0- 3	0- 1	NON-CONFERENCE	0- 2	0- 2	4- 1				
3- 0	0- 0	0- 0	HOME	0- 0	0- 0	3- 0				
1- 8	0- 3	0- 1	AWAY	0- 1	0- 2	1- 1				
0- 1	0- 0	0- 0	NEUTRAL	0- 1	0- 0	0- 0				
5- 9	0- 3	0- 0	CONFERENCE	1- 1	2- 3	2- 2				
3- 4	0- 1	0- 0	HOME	1- 0	1- 2	1- 1				
2- 5	0- 2	0- 0	AWAY	0- 1	1- 1	1- 1				
0- 0	0- 0	0- 0	NEUTRAL	0- 0	0- 0	0- 0				

RPI	S	Opponent	Score	RPI	S	Opponent	Score	RPI	S	Opponent	Score	RPI	S	Opponent	Score	Team's RPI: 170
6	A	UConn	74 109	50	A	Villanova	68 76	72	A	Penn	62 71	103	A	Houston	65 78	
6	H	UConn	67 88					80	N	Radford	50 56	103	H	Houston	76 65	
16	A	UCF	54 62					84	A	Cincinnati	52 72	123	H	South Fla.	53 63	
17	A	South Carolina	60 88					84	H	Cincinnati	78 70	134	A	Marist	68 74	
18	A	Miami (FL)	61 73									137	A	Duquesne	53 54	
25	A	DePaul	88 102									150	A	Tulsa	75 61	
												150	H	Tulsa	61 64	
												165	H	Tulane	57 66	
												204	A	Ole Miss	55 62	
												211	A	SMU	52 53	
												220	H	East Carolina	84 62	
												237	A	Saint Joseph's	58 52	
												246	A	Wichita St.	65 40	
												287	H	La Salle	75 47	
												329	H	Iona	59 39	
												343	H	Delaware St.	75 61	
LAST 12 Division I GAMES:																
150	H	Tulsa	61 64	246	A	Wichita St.	65 40									
16	A	UCF	54 62	150	A	Tulsa	75 61									
211	A	SMU	52 53	220	H	East Carolina	84 62									
84	H	Cincinnati	78 70	72	A	Penn	62 71									
6	A	UConn	74 109	6	H	UConn	67 88									
103	H	Houston	76 65	84	A	Cincinnati	52 72									

Non-Div I Games:

Temple

Tennessee

Through Games Of Feb. 27, 2019

Average RPI Win:	150	WON-LOST	WINNING	LAST 10	STRENGTH OF	OPP. STRENGTH	TEAM	ADJ.	CONF.	ADJ CONF.
Average RPI Loss:	43	RECORD	PCT. RANK	GAMES	SCHEDULE	OF SCHEDULE	RPI	RPI	RPI	RPI
DIV. I ONLY	17- 10	103	1- 0	23	52	44	44	4	4	
DIV. I NON-CONF.	11- 2	32	1- 0	53	81	29	29	5	5	
TOTALS	RPI 1-25	RPI 26-50	W-L RECORDS	RPI 51-100	RPI 101-150	RPI 150+				
17- 10	0- 6	5- 1	OVERALL	2- 2	2- 1	8- 0				
10- 6	0- 4	1- 1	HOME	2- 1	0- 0	7- 0				
5- 4	0- 2	3- 0	AWAY	0- 1	1- 1	1- 0				
2- 0	0- 0	1- 0	NEUTRAL	0- 0	1- 0	0- 0				
11- 2	0- 2	2- 0	NON-CONFERENCE	1- 0	2- 0	6- 0				
7- 2	0- 2	0- 0	HOME	1- 0	0- 0	6- 0				
2- 0	0- 0	1- 0	AWAY	0- 0	1- 0	0- 0				
2- 0	0- 0	1- 0	NEUTRAL	0- 0	1- 0	0- 0				
6- 8	0- 4	3- 1	CONFERENCE	1- 2	0- 1	2- 0				
3- 4	0- 2	1- 1	HOME	1- 1	0- 0	1- 0				
3- 4	0- 2	2- 0	AWAY	0- 1	0- 1	1- 0				
0- 0	0- 0	0- 0	NEUTRAL	0- 0	0- 0	0- 0				

RPI 1-25				RPI 26-50				Team's RPI: 44		RPI 51-100				RPI 101+			
RPI	S	Opponent	Score	RPI	S	Opponent	Score		RPI	S	Opponent	Score	RPI	S	Opponent	Score	
1	H	Notre Dame	62 77	27	A	Texas	88 82		57	H	Belmont	84 76	102	N	UAB	73 69	
4	H	Stanford	85 95	30	A	Missouri	62 60		66	H	LSU	74 65	129	A	Oklahoma St.	76 63	
9	A	Mississippi St.	63 91	30	H	Missouri	64 66		87	H	Arkansas	79 80	145	A	Alabama	65 86	
15	H	Kentucky	71 73	42	N	Clemson	78 66		98	A	Georgia	62 66	188	H	UNC Asheville	73 46	
17	H	South Carolina	67 82	47	A	Auburn	78 69						193	A	Vanderbilt	82 65	
22	A	Texas A&M	62 79	47	H	Auburn	73 62						207	H	Stetson	65 55	
LAST 12 Division I GAMES:																	
				102	N	UAB	73 69					193	A	Vanderbilt	82 65		
				17	H	South Carolina	67 82					218	H	Florida	67 50		
				22	A	Texas A&M	62 79					66	H	LSU	74 65		
				30	A	Missouri	62 60					1	H	Notre Dame	62 77		
				47	H	Auburn	73 62					87	H	Arkansas	79 80		
				9	A	Mississippi St.	63 91					145	A	Alabama	65 86		

Average RPI Win:	290	WON-LOST	WINNING	LAST 10	STRENGTH OF	OPP. STRENGTH	TEAM	ADJ.	CONF.	ADJ CONF.
Average RPI Loss:	155	RECORD	PCT. RANK	GAMES	SCHEDULE	OF SCHEDULE	RPI	RPI	RPI	RPI
DIV. I ONLY	5- 23	323	1- 0	172	191	298	298	22	22	
DIV. I NON-CONF.	0- 12	336	0- 0	176	74	334	334	22	22	
TOTALS	RPI 1-25	RPI 26-50	W-L RECORDS	RPI 51-100	RPI 101-150	RPI 150+				
5- 23	0- 2	0- 0	OVERALL	0- 5	0- 4	5- 12				
3- 7	0- 0	0- 0	HOME	0- 2	0- 2	3- 3				
2- 13	0- 2	0- 0	AWAY	0- 2	0- 1	2- 8				
0- 3	0- 0	0- 0	NEUTRAL	0- 1	0- 1	0- 1				
0- 12	0- 2	0- 0	NON-CONFERENCE	0- 3	0- 1	0- 6				
0- 1	0- 0	0- 0	HOME	0- 1	0- 0	0- 0				
0- 8	0- 2	0- 0	AWAY	0- 1	0- 0	0- 5				
0- 3	0- 0	0- 0	NEUTRAL	0- 1	0- 1	0- 1				
5- 11	0- 0	0- 0	CONFERENCE	0- 2	0- 3	5- 6				
3- 6	0- 0	0- 0	HOME	0- 1	0- 2	3- 3				
2- 5	0- 0	0- 0	AWAY	0- 1	0- 1	2- 3				
0- 0	0- 0	0- 0	NEUTRAL	0- 0	0- 0	0- 0				

RPI 1-25				RPI 26-50				RPI 51-100				RPI 101+ Team's RPI: 298			
RPI	S	Opponent	Score	RPI	S	Opponent	Score	RPI	S	Opponent	Score	RPI	S	Opponent	Score
3	A	Louisville	52 107					57	A	Belmont	46 80	125	N	Pittsburgh	56 78
25	A	DePaul	73 95					57	H	Belmont	65 89	131	A	Morehead St.	55 71
								87	N	Arkansas	55 79	131	H	Morehead St.	62 85
								97	A	Troy	67 92	132	H	UT Martin	61 73
								100	H	South Alabama	56 78	154	A	Tennessee Tech	65 76
												154	H	Tennessee Tech	59 69
												183	N	Wisconsin	53 58
												193	A	Vanderbilt	63 89
												201	A	Marshall	59 80
												202	A	Jacksonville St.	73 76
												202	H	Jacksonville St.	52 62
												210	A	Ball St.	51 90
												230	H	Southeast Mo. St.	62 59
												239	H	SIUE	55 66
												263	A	Austin Peay	47 74
												269	A	Murray St.	65 61
												289	A	Alabama A&M	57 67
												295	H	Eastern Ill.	70 66
												324	A	Lipscomb	62 64
												327	A	Eastern Ky.	57 31
												327	H	Eastern Ky.	60 38
LAST 12 Division I GAMES:															
295	H	Eastern Ill.	70 66	230	H	Southeast Mo. St.	62 59								
239	H	SIUE	55 66	132	H	UT Martin	61 73								
202	A	Jacksonville St.	73 76	269	A	Murray St.	65 61								
57	H	Belmont	65 89	263	A	Austin Peay	47 74								
327	A	Eastern Ky.	57 31	57	A	Belmont	46 80								
131	A	Morehead St.	55 71	154	A	Tennessee Tech	65 76								

Non-Div I Games:

Tennessee St.

■ Loss,
 ■ Non-Conf,
 ■ S Site,
 ■ H Home
 ■ A Away
 N Neutral

Average RPI Win: 241	WON-LOST	WINNING	LAST 10	STRENGTH OF	OPP. STRENGTH	TEAM	ADJ.	CONF.	ADJ CONF.
Average RPI Loss: 147	RECORD	PCT. RANK	GAMES	SCHEDULE	OF SCHEDULE	RPI	RPI	RPI	RPI
DIV. I ONLY	17- 8	75	0- 1	287	231	154	154	22	22
DIV. I NON-CONF.	6- 3	91	0- 0	289	184	140	140	22	22
TOTALS	RPI 1-25	RPI 26-50	W-L RECORDS	RPI 51-100	RPI 101-150	RPI 150+			
17- 8	0- 0	0- 0	OVERALL	2- 3	1- 2	14- 3			
9- 3	0- 0	0- 0	HOME	1- 1	0- 1	8- 1			
8- 4	0- 0	0- 0	AWAY	1- 1	1- 1	6- 2			
0- 1	0- 0	0- 0	NEUTRAL	0- 1	0- 0	0- 0			
6- 3	0- 0	0- 0	NON-CONFERENCE	1- 2	0- 0	5- 1			
3- 0	0- 0	0- 0	HOME	1- 0	0- 0	2- 0			
3- 2	0- 0	0- 0	AWAY	0- 1	0- 0	3- 1			
0- 1	0- 0	0- 0	NEUTRAL	0- 1	0- 0	0- 0			
11- 5	0- 0	0- 0	CONFERENCE	1- 1	1- 2	9- 2			
6- 3	0- 0	0- 0	HOME	0- 1	0- 1	6- 1			
5- 2	0- 0	0- 0	AWAY	1- 0	1- 1	3- 1			
0- 0	0- 0	0- 0	NEUTRAL	0- 0	0- 0	0- 0			

RPI 1-25				RPI 26-50				RPI 51-100				RPI 101+				Team's RPI: 154	
RPI	S	Opponent	Score	RPI	S	Opponent	Score	RPI	S	Opponent	Score	RPI	S	Opponent	Score		
								57	A	Belmont	77 72	131	A	Morehead St.	56 77		
								57	H	Belmont	67 99	131	H	Morehead St.	70 73		
								59	H	Middle Tenn.	68 64	132	A	UT Martin	80 76		
								87	A	Arkansas	42 65	186	A	Xavier	60 70		
								88	N	Old Dominion	73 80	188	H	UNC Asheville	60 53		
												202	A	Jacksonville St.	66 49		
												202	H	Jacksonville St.	62 59		
												230	A	Southeast Mo. St.	53 62		
												239	H	SIUE	79 55		
												246	A	Wichita St.	55 45		
												263	H	Austin Peay	65 72		
												269	H	Murray St.	74 65		
												294	A	Charleston So.	77 55		
												295	H	Eastern Ill.	99 88		
												298	A	Tennessee St.	69 59		
												298	H	Tennessee St.	76 65		
												324	A	Lipscomb	67 52		
												327	A	Eastern Ky.	81 68		
												327	H	Eastern Ky.	77 57		
												338	H	Western Caro.	77 58		
LAST 12 Division I GAMES:																	
				131	H	Morehead St.	70 73					269	H	Murray St.	74 65		
				327	H	Eastern Ky.	77 57					263	H	Austin Peay	65 72		
				57	H	Belmont	67 99					327	A	Eastern Ky.	81 68		
				202	H	Jacksonville St.	62 59					131	A	Morehead St.	56 77		
				132	A	UT Martin	80 76					202	A	Jacksonville St.	66 49		
				230	A	Southeast Mo. St.	53 62					298	H	Tennessee St.	76 65		

Non-Div I Games: Tenn. Wesleyan 100 58 Cumberland (TN) 88 55

Tennessee Tech

■ Loss,
 ■ Non-Conf,
 ■ S Site,
 ■ H Home
 ■ A Away
 N Neutral

Average RPI Win:	149	WON-LOST	WINNING	LAST 10	STRENGTH OF	OPP. STRENGTH	TEAM	ADJ.	CONF.	ADJ CONF.
Average RPI Loss:	29	RECORD	PCT. RANK	GAMES	SCHEDULE	OF SCHEDULE	RPI	RPI	RPI	RPI
DIV. I ONLY	21- 7	43	2- 0	42	46	27	27	3	3	
DIV. I NON-CONF.	10- 2	37	2- 0	105	186	50	50	3	3	
TOTALS	RPI 1-25	RPI 26-50	W-L RECORDS	RPI 51-100	RPI 101-150	RPI 150+				
21- 7	1- 3	3- 3	OVERALL	1- 1	10- 0	6- 0				
10- 5	0- 2	1- 2	HOME	0- 1	5- 0	4- 0				
8- 2	1- 1	0- 1	AWAY	1- 0	4- 0	2- 0				
3- 0	0- 0	2- 0	NEUTRAL	0- 0	1- 0	0- 0				
10- 2	0- 1	2- 1	NON-CONFERENCE	0- 0	2- 0	6- 0				
5- 2	0- 1	0- 1	HOME	0- 0	1- 0	4- 0				
2- 0	0- 0	0- 0	AWAY	0- 0	0- 0	2- 0				
3- 0	0- 0	2- 0	NEUTRAL	0- 0	1- 0	0- 0				
11- 5	1- 2	1- 2	CONFERENCE	1- 1	8- 0	0- 0				
5- 3	0- 1	1- 1	HOME	0- 1	4- 0	0- 0				
6- 2	1- 1	0- 1	AWAY	1- 0	4- 0	0- 0				
0- 0	0- 0	0- 0	NEUTRAL	0- 0	0- 0	0- 0				

RPI	S	Opponent	Score	RPI	S	Opponent	Score	Team's RPI: 27	RPI	S	Opponent	Score	RPI	S	Opponent	Score
2	A	Baylor	35 64	35	A	Kansas St.	69 87		73	A	West Virginia	70 58	109	N	Fordham	72 54
2	H	Baylor	68 74	35	H	Kansas St.	60 69		73	H	West Virginia	58 64	129	A	Oklahoma St.	61 55
9	H	Mississippi St.	49 67	43	H	TCU	73 67						129	H	Oklahoma St.	60 51
11	A	Iowa St.	64 62	44	H	Tennessee	82 88						130	A	Oklahoma	76 67
				45	N	Michigan	69 52						130	H	Oklahoma	73 63
				49	N	Quinnipiac	56 55						137	H	Duquesne	78 41
LAST 12 Division I GAMES:																
				109	N	Fordham	72 54		148	A	Kansas	91 73				
				45	N	Michigan	69 52		2	H	Baylor	68 74				
				2	A	Baylor	35 64		130	A	Oklahoma	76 67				
				144	H	Texas Tech	81 57		73	H	West Virginia	58 64				
				35	H	Kansas St.	60 69		144	A	Texas Tech	78 71				
				129	A	Oklahoma St.	61 55		148	H	Kansas	62 43				
													176	A	North Texas	64 54
													207	H	Stetson	65 46
													225	A	UTRGV	81 66
													307	H	UTSA	98 54
													323	H	McNeese	96 40
													328	H	Northwestern St.	104 66

Non-Div I Games:

Texas

■ Loss,
 ■ Non-Conf, S Site,
 ■ Home
 ■ Away
 N Neutral

Average RPI Win: 131		WON-LOST	WINNING	LAST 10	STRENGTH OF	OPP. STRENGTH	TEAM	ADJ.	CONF.	ADJ CONF.
Average RPI Loss: 33		RECORD	PCT. RANK	GAMES	SCHEDULE	OF SCHEDULE	RPI	RPI	RPI	RPI
DIV. I ONLY		21- 6	34	1- 0	35	47	22	22	4	4
DIV. I NON-CONF.		11- 2	32	0- 0	34	90	17	17	5	5
TOTALS		RPI 1-25	RPI 26-50	W-L RECORDS	RPI 51-100	RPI 101-150	RPI 150+			
21- 6	2- 3		4- 1	OVERALL	3- 2	3- 0	9- 0			
12- 3	1- 2		3- 0	HOME	1- 1	1- 0	6- 0			
7- 3	0- 1		1- 1	AWAY	2- 1	1- 0	3- 0			
2- 0	1- 0		0- 0	NEUTRAL	0- 0	1- 0	0- 0			
11- 2	1- 1		2- 0	NON-CONFERENCE	1- 1	2- 0	5- 0			
7- 1	0- 0		2- 0	HOME	0- 1	0- 0	5- 0			
2- 1	0- 1		0- 0	AWAY	1- 0	1- 0	0- 0			
2- 0	1- 0		0- 0	NEUTRAL	0- 0	1- 0	0- 0			
10- 4	1- 2		2- 1	CONFERENCE	2- 1	1- 0	4- 0			
5- 2	1- 2		1- 0	HOME	1- 0	1- 0	1- 0			
5- 2	0- 0		1- 1	AWAY	1- 1	0- 0	3- 0			
0- 0	0- 0		0- 0	NEUTRAL	0- 0	0- 0	0- 0			

RPI 1-25					Team's RPI: 22	
RPI	S	Opponent	Score			
9	H	Mississippi St.	64	92		
12	A	Syracuse	65	75		
15	H	Kentucky	73	71		
17	H	South Carolina	57	60		
20	N	Oregon St.	76	70		

RPI 26-50					
RPI	S	Opponent	Score		
30	A	Missouri	65	70	
34	H	Rice	65	54	
44	H	Tennessee	79	62	
46	H	Southern California	71	51	
47	A	Auburn	69	67	

RPI 51-100					
RPI	S	Opponent	Score		
65	H	Lamar University	68	74	
66	A	LSU	52	63	
66	H	LSU	59	55	
67	A	Little Rock	61	40	
98	A	Georgia	76	66	

RPI 101+					
RPI	S	Opponent	Score		
103	A	Houston	68	52	
145	H	Alabama	70	43	
146	N	UC Riverside	70	63	
175	H	Arkansas St.	97	56	
193	A	Vanderbilt	50	43	
193	H	Vanderbilt	69	53	
204	A	Ole Miss	72	60	
208	H	Prairie View	70	57	
218	A	Florida	80	62	
225	H	UTRGV	84	61	
228	H	Jacksonville	73	53	
270	H	Central Ark.	84	27	

LAST 12 Division I GAMES:									
218	A	Florida	80	62	193	H	Vanderbilt	69	53
44	H	Tennessee	79	62	15	H	Kentucky	73	71
9	H	Mississippi St.	64	92	47	A	Auburn	69	67
66	H	LSU	59	55	98	A	Georgia	76	66
30	A	Missouri	65	70	145	H	Alabama	70	43
204	A	Ole Miss	72	60	193	A	Vanderbilt	50	43

Non-Div I Games:

Texas A&M

Loss, Non-Conf, S Site, H Home A Away N Neutral

Texas Southern

Through Games Of Feb. 27, 2019

Average RPI Win:	290	WON-LOST	WINNING	LAST 10	STRENGTH OF	OPP. STRENGTH	TEAM	ADJ.	CONF.	ADJ CONF.
Average RPI Loss:	174	RECORD	PCT. RANK	GAMES	SCHEDULE	OF SCHEDULE	RPI	RPI	RPI	RPI
DIV. I ONLY	10- 13	215	1- 0	283	339	241	241	29	29	
DIV. I NON-CONF.	2- 7	288	0- 0	48	313	173	173	28	28	
TOTALS	RPI 1-25	RPI 26-50	W-L RECORDS	RPI 51-100	RPI 101-150	RPI 150+				
10- 13	0- 0	0- 2	OVERALL	0- 1	0- 1	10- 9				
5- 2	0- 0	0- 0	HOME	0- 0	0- 0	5- 2				
5- 9	0- 0	0- 2	AWAY	0- 1	0- 1	5- 5				
0- 2	0- 0	0- 0	NEUTRAL	0- 0	0- 0	0- 2				
2- 7	0- 0	0- 2	NON-CONFERENCE	0- 1	0- 1	2- 3				
0- 0	0- 0	0- 0	HOME	0- 0	0- 0	0- 0				
2- 5	0- 0	0- 2	AWAY	0- 1	0- 1	2- 1				
0- 2	0- 0	0- 0	NEUTRAL	0- 0	0- 0	0- 2				
8- 6	0- 0	0- 0	CONFERENCE	0- 0	0- 0	8- 6				
5- 2	0- 0	0- 0	HOME	0- 0	0- 0	5- 2				
3- 4	0- 0	0- 0	AWAY	0- 0	0- 0	3- 4				
0- 0	0- 0	0- 0	NEUTRAL	0- 0	0- 0	0- 0				

RPI S	Opponent	Score	RPI S	Opponent	Score	RPI S	Opponent	Score	RPI S	Opponent	Score	Team's RPI: 241
34	A Rice	71 76	79	A SFA	55 74	144	A Texas Tech	55 75				
40	A Michigan St.	45 91				159	N Abilene Christian	39 81				
						165	A Tulane	56 62				
						172	N Nicholls St.	57 58				
						173	A Southern U.	61 63				
						203	A Grambling	55 72				
						203	H Grambling	67 75				
						208	A Prairie View	52 44				
						208	H Prairie View	73 67				
						225	A UTRGV	69 55				
						258	H Alabama St.	51 58				
						278	A Jackson St.	64 73				
						278	H Jackson St.	76 67				
						289	H Alabama A&M	53 45				
						326	A Mississippi Val.	68 50				
						326	H Mississippi Val.	73 45				
						345	A Ark.-Pine Bluff	59 58				
						345	H Ark.-Pine Bluff	62 49				
						349	A Savannah St.	65 41				
						351	A Alcorn	52 53				
LAST 12 Division I GAMES:												
326	H Mississippi Val.	73 45	258	H Alabama St.	51 58							
345	H Ark.-Pine Bluff	62 49	326	A Mississippi Val.	68 50							
278	A Jackson St.	64 73	345	A Ark.-Pine Bluff	59 58							
203	A Grambling	55 72	278	H Jackson St.	76 67							
208	H Prairie View	73 67	203	H Grambling	67 75							
289	H Alabama A&M	53 45	208	A Prairie View	52 44							

Non-Div I Games: Huston-Tillotson 72 36 Paul Quinn 83 54

Texas Southern

Loss, Non-Conf, S Site, H Home A Away N Neutral

Average RPI Win:	209	WON-LOST	WINNING	LAST 10	STRENGTH OF	OPP. STRENGTH	TEAM	ADJ.	CONF.	ADJ CONF.
Average RPI Loss:	126	RECORD	PCT. RANK	GAMES	SCHEDULE	OF SCHEDULE	RPI	RPI	RPI	RPI
DIV. I ONLY	11- 14	211	0- 1	152	116	168	168	12	12	
DIV. I NON-CONF.	3- 7	256	0- 1	103	154	190	190	14	14	
TOTALS	RPI 1-25	RPI 26-50	W-L RECORDS	RPI 51-100	RPI 101-150	RPI 150+				
11- 14	0- 0	0- 1	OVERALL	1- 4	1- 5	9- 4				
4- 5	0- 0	0- 0	HOME	1- 0	0- 3	3- 2				
7- 8	0- 0	0- 1	AWAY	0- 3	1- 2	6- 2				
0- 1	0- 0	0- 0	NEUTRAL	0- 1	0- 0	0- 0				
3- 7	0- 0	0- 1	NON-CONFERENCE	0- 2	0- 2	3- 2				
1- 2	0- 0	0- 0	HOME	0- 0	0- 1	1- 1				
2- 4	0- 0	0- 1	AWAY	0- 1	0- 1	2- 1				
0- 1	0- 0	0- 0	NEUTRAL	0- 1	0- 0	0- 0				
8- 7	0- 0	0- 0	CONFERENCE	1- 2	1- 3	6- 2				
3- 3	0- 0	0- 0	HOME	1- 0	0- 2	2- 1				
5- 4	0- 0	0- 0	AWAY	0- 2	1- 1	4- 1				
0- 0	0- 0	0- 0	NEUTRAL	0- 0	0- 0	0- 0				

RPI S	Opponent	Score	RPI S	Opponent	Score	RPI S	Opponent	Score	RPI S	Opponent	Score	Team's RPI: 168
30	A Missouri	50 69	54	A New Mexico	51 82	129	A Oklahoma St.	55 66				
			55	N Saint Mary's (CA)	62 89	135	A Georgia St.	69 60				
			67	A Little Rock	47 62	135	H Georgia St.	34 57				
			67	H Little Rock	50 48	136	H Montana St.	59 67				
			92	A UT Arlington	53 68	141	A Appalachian St.	56 77				
						141	H Appalachian St.	49 62				
						163	A Coastal Caro.	70 77				
						163	H Coastal Caro.	73 58				
						165	A Tulane	61 67				
						166	H Oral Roberts	64 81				
						172	H Nicholls St.	72 67				
						175	A Arkansas St.	85 62				
						175	H Arkansas St.	68 54				
						243	A A&M-Corpus Christi	60 53				
						261	A Louisiana	71 65				
						283	A Ga. Southern	64 52				
						283	H Ga. Southern	55 65				
						307	A UTSA	68 60				
						315	A La.-Monroe	62 51				
LAST 12 Division I GAMES:												
165	A Tulane	61 67	175	H Arkansas St.	68 54							
136	H Montana St.	59 67	163	A Coastal Caro.	70 77							
172	H Nicholls St.	72 67	141	A Appalachian St.	56 77							
261	A Louisiana	71 65	92	A UT Arlington	53 68							
315	A La.-Monroe	62 51	283	H Ga. Southern	55 65							
67	H Little Rock	50 48	135	H Georgia St.	34 57							

Non-Div I Games: UNKNOWN 92 39 Tex. A&M Int'l 89 25

Texas St.

Loss, Non-Conf, S Site, H Home A Away N Neutral

Average RPI Win:	200	WON-LOST	WINNING	LAST 10	STRENGTH OF	OPP. STRENGTH	TEAM	ADJ.	CONF.	ADJ CONF.
Average RPI Loss:	61	RECORD	PCT. RANK	GAMES	SCHEDULE	OF SCHEDULE	RPI	RPI	RPI	RPI
DIV. I ONLY	12- 15	204	0- 1	49	69	144	144	3	3	
DIV. I NON-CONF.	9- 2	43	0- 0	234	301	107	107	3	3	
TOTALS	RPI 1-25	RPI 26-50	W-L RECORDS	RPI 51-100	RPI 101-150	RPI 150+				
12- 15	0- 4	0- 5	OVERALL	1- 3	3- 2	8- 1				
10- 7	0- 2	0- 3	HOME	1- 2	2- 0	7- 0				
2- 8	0- 2	0- 2	AWAY	0- 1	1- 2	1- 1				
0- 0	0- 0	0- 0	NEUTRAL	0- 0	0- 0	0- 0				
9- 2	0- 0	0- 0	NON-CONFERENCE	1- 1	0- 0	8- 1				
8- 1	0- 0	0- 0	HOME	1- 1	0- 0	7- 0				
1- 1	0- 0	0- 0	AWAY	0- 0	0- 0	1- 1				
0- 0	0- 0	0- 0	NEUTRAL	0- 0	0- 0	0- 0				
3- 13	0- 4	0- 5	CONFERENCE	0- 2	3- 2	0- 0				
2- 6	0- 2	0- 3	HOME	0- 1	2- 0	0- 0				
1- 7	0- 2	0- 2	AWAY	0- 1	1- 2	0- 0				
0- 0	0- 0	0- 0	NEUTRAL	0- 0	0- 0	0- 0				

RPI 1-25				RPI 26-50				RPI 51-100				RPI 101+ Team's RPI: 144			
RPI	S	Opponent	Score	RPI	S	Opponent	Score	RPI	S	Opponent	Score	RPI	S	Opponent	Score
2	A	Baylor	37 96	27	A	Texas	57 81	73	A	West Virginia	65 68	129	A	Oklahoma St.	57 65
2	H	Baylor	56 73	27	H	Texas	71 78	73	H	West Virginia	72 75	129	H	Oklahoma St.	90 78
11	A	Iowa St.	66 105	35	H	Kansas St.	62 66	79	H	SFA	77 69	130	A	Oklahoma	61 66
11	H	Iowa St.	62 64	43	A	TCU	70 78	89	H	Idaho	77 88	148	A	Kansas	75 71
				43	H	TCU	63 70					148	H	Kansas	69 66
												159	H	Abilene Christian	105 54
												173	H	Southern U.	76 58
												202	H	Jacksonville St.	71 58
												218	A	Florida	67 72
												224	A	Nevada	86 67
												241	H	Texas Southern	75 55
												243	H	A&M-Corpus Christi	78 61
												315	H	La.-Monroe	86 42
												337	H	Houston Baptist	82 76
LAST 12 Division I GAMES:															
11	H	Iowa St.	62 64	2	A	Baylor	37 96								
27	A	Texas	57 81	11	A	Iowa St.	66 105								
148	A	Kansas	75 71	27	H	Texas	71 78								
73	H	West Virginia	72 75	73	A	West Virginia	65 68								
129	H	Oklahoma St.	90 78	35	H	Kansas St.	62 66								
43	H	TCU	63 70	43	A	TCU	70 78								

Non-Div I Games:

Texas Tech

■ Loss,
 ■ Non-Conf, S Site,
 ■ Home
 ■ Away
 N Neutral

T
o
l
e
d
o

Toledo				Through Games Of Feb. 27, 2019						
Average RPI Win:	205	WON-LOST	WINNING	LAST 10	STRENGTH OF	OPP. STRENGTH	TEAM	ADJ.	CONF.	ADJ CONF.
Average RPI Loss:	70	RECORD	PCT. RANK	GAMES	SCHEDULE	OF SCHEDULE	RPI	RPI	RPI	RPI
DIV. I ONLY		17- 9	88	1- 0	123	103	86	86	7	7
DIV. I NON-CONF.		8- 3	72	0- 0	169	189	73	73	9	9

TOTALS	RPI 1-25	RPI 26-50		W-L RECORDS		RPI 51-100	RPI 101-150		RPI 150+	
17- 9	1- 1	1- 3		OVERALL		1- 3	1- 2		13- 0	
10- 3	1- 1	1- 1		HOME		0- 1	1- 0		7- 0	
7- 6	0- 0	0- 2		AWAY		1- 2	0- 2		6- 0	
0- 0	0- 0	0- 0		NEUTRAL		0- 0	0- 0		0- 0	
8- 3	0- 1	0- 0		NON-CONFERENCE		1- 1	1- 1		6- 0	
4- 1	0- 1	0- 0		HOME		0- 0	1- 0		3- 0	
4- 2	0- 0	0- 0		AWAY		1- 1	0- 1		3- 0	
0- 0	0- 0	0- 0		NEUTRAL		0- 0	0- 0		0- 0	
9- 6	1- 0	1- 3		CONFERENCE		0- 2	0- 1		7- 0	
6- 2	1- 0	1- 1		HOME		0- 1	0- 0		4- 0	
3- 4	0- 0	0- 2		AWAY		0- 1	0- 1		3- 0	
0- 0	0- 0	0- 0		NEUTRAL		0- 0	0- 0		0- 0	

T
o
l
e
d
o

RPI 1-25				RPI 26-50				RPI 51-100				RPI 101+			
RPI	S	Opponent	Score	RPI	S	Opponent	Score	RPI	S	Opponent	Score	RPI	S	Opponent	Score
1	H	Notre Dame	56 72	37	A	Buffalo	63 73	57	A	Belmont	78 69	121	A	Dayton	49 70
24	H	Central Mich.	62 59	39	H	Ohio	76 50	61	A	Maine	59 73	137	H	Duquesne	65 52
				48	A	Miami (OH)	64 65	74	H	Kent St.	47 58	140	A	Akron	64 70
				48	H	Miami (OH)	56 65	99	A	Northern Ill.	52 54	152	H	Stony Brook	80 48
												205	H	Eastern Mich.	63 43
												209	A	Memphis	58 48
												210	A	Ball St.	63 62
												210	H	Ball St.	65 58
												223	A	Bowling Green	79 65
												223	H	Bowling Green	76 56
												268	A	Western Mich.	80 57
												268	H	Western Mich.	73 63
												284	A	Cleveland St.	65 60
												314	A	Valparaiso	65 59
												329	H	Iona	84 38
												333	H	Detroit Mercy	77 60

LAST 12 Division I GAMES:															
268	H	Western Mich.	73 63	37	A	Buffalo	63 73	223	H	Bowling Green	76 56	140	A	Akron	64 70
210	A	Ball St.	63 62	223	H	Bowling Green	76 56	24	H	Central Mich.	62 59	223	A	Bowling Green	79 65
48	H	Miami (OH)	56 65	24	H	Central Mich.	62 59	268	A	Western Mich.	80 57				
99	A	Northern Ill.	52 54												
39	H	Ohio	76 50												
205	H	Eastern Mich.	63 43												

Non-Div I Games:

Toledo

Average RPI Win:	213	WON-LOST	WINNING	LAST 10	STRENGTH OF	OPP. STRENGTH	TEAM	ADJ.	CONF.	ADJ CONF.
Average RPI Loss:	121	RECORD	PCT. RANK	GAMES	SCHEDULE	OF SCHEDULE	RPI	RPI	RPI	RPI
DIV. I ONLY	17- 9	88	1- 0	245	104	108	108	10	10	
DIV. I NON-CONF.	6- 5	143	0- 0	301	132	165	165	10	10	
TOTALS	RPI 1-25	RPI 26-50	W-L RECORDS	RPI 51-100	RPI 101-150	RPI 150+				
17- 9	0- 1	0- 1	OVERALL	1- 1	3- 3	13- 3				
8- 1	0- 0	0- 0	HOME	0- 0	2- 0	6- 1				
9- 8	0- 1	0- 1	AWAY	1- 1	1- 3	7- 2				
0- 0	0- 0	0- 0	NEUTRAL	0- 0	0- 0	0- 0				
6- 5	0- 1	0- 0	NON-CONFERENCE	0- 1	0- 1	6- 2				
3- 0	0- 0	0- 0	HOME	0- 0	0- 0	3- 0				
3- 5	0- 1	0- 0	AWAY	0- 1	0- 1	3- 2				
0- 0	0- 0	0- 0	NEUTRAL	0- 0	0- 0	0- 0				
11- 4	0- 0	0- 1	CONFERENCE	1- 0	3- 2	7- 1				
5- 1	0- 0	0- 0	HOME	0- 0	2- 0	3- 1				
6- 3	0- 0	0- 1	AWAY	1- 0	1- 2	4- 0				
0- 0	0- 0	0- 0	NEUTRAL	0- 0	0- 0	0- 0				

RPI 1-25				RPI 26-50				RPI 51-100				RPI 101+ Team's RPI: 108			
RPI	S	Opponent	Score	RPI	S	Opponent	Score	RPI	S	Opponent	Score	RPI	S	Opponent	Score
12	A	Syracuse	55 98	36	A	James Madison	59 71	64	A	Drexel	55 54	115	A	Northeastern	68 77
								73	A	West Virginia	43 90	115	H	Northeastern	88 83
												122	A	UNCW	73 77
												122	H	UNCW	82 61
												128	A	Wake Forest	53 60
												148	A	Delaware	56 48
												171	A	William & Mary	82 75
												171	H	William & Mary	69 80
												195	A	George Washington	63 76
												201	A	Marshall	76 69
												217	A	Elon	59 50
												217	H	Elon	59 58
												219	A	Hofstra	68 56
												219	H	Hofstra	92 68
												226	H	Massachusetts	78 53
												237	A	Saint Joseph's	73 52
												238	A	Mt. St. Mary's	78 87
												287	H	La Salle	92 68
												288	A	Col. of Charleston	77 61
												288	H	Col. of Charleston	87 61
												296	H	Loyola Maryland	62 57
												311	A	UMBC	71 62
LAST 12 Division I GAMES:															
217	A	Elon	59 50	36	A	James Madison	59 71	171	H	William & Mary	69 80	217	H	Elon	59 58
171	A	William & Mary	82 75	217	H	Elon	59 58	122	A	UNCW	73 77	288	A	Col. of Charleston	77 61
288	H	Col. of Charleston	87 61	122	A	UNCW	73 77	219	H	Hofstra	92 68				
122	H	UNCW	82 61												
115	A	Northeastern	68 77												
219	A	Hofstra	68 56												

Non-Div I Games:

Towson

■ Loss,
■ Non-Conf, S Site,
■ Home
■ Away
N Neutral

Average RPI Win:	221	WON-LOST	WINNING	LAST 10	STRENGTH OF	OPP. STRENGTH	TEAM	ADJ.	CONF.	ADJ CONF.
Average RPI Loss:	86	RECORD	PCT. RANK	GAMES	SCHEDULE	OF SCHEDULE	RPI	RPI	RPI	RPI
DIV. I ONLY	18- 6	43	1- 0	232	126	97	97	12	12	
DIV. I NON-CONF.	8- 2	52	0- 0	302	179	113	113	14	14	
TOTALS	RPI 1-25	RPI 26-50	W-L RECORDS	RPI 51-100	RPI 101-150	RPI 150+				
18- 6	0- 1	0- 0	OVERALL	2- 3	1- 2	15- 0				
9- 2	0- 0	0- 0	HOME	2- 1	0- 1	7- 0				
7- 4	0- 1	0- 0	AWAY	0- 2	1- 1	6- 0				
2- 0	0- 0	0- 0	NEUTRAL	0- 0	0- 0	2- 0				
8- 2	0- 1	0- 0	NON-CONFERENCE	0- 1	0- 0	8- 0				
3- 1	0- 0	0- 0	HOME	0- 1	0- 0	3- 0				
3- 1	0- 1	0- 0	AWAY	0- 0	0- 0	3- 0				
2- 0	0- 0	0- 0	NEUTRAL	0- 0	0- 0	2- 0				
10- 4	0- 0	0- 0	CONFERENCE	2- 2	1- 2	7- 0				
6- 1	0- 0	0- 0	HOME	2- 0	0- 1	4- 0				
4- 3	0- 0	0- 0	AWAY	0- 2	1- 1	3- 0				
0- 0	0- 0	0- 0	NEUTRAL	0- 0	0- 0	0- 0				

RPI 1-25				RPI 26-50				RPI 51-100				Team's RPI: 97	RPI 101+			
RPI	S	Opponent	Score	RPI	S	Opponent	Score	RPI	S	Opponent	Score		RPI	S	Opponent	Score
21	A	Florida St.	67 103					59	H	Middle Tenn.	64 67		135	A	Georgia St.	80 84
								67	A	Little Rock	72 76		135	H	Georgia St.	70 85
								67	H	Little Rock	71 66		141	A	Appalachian St.	83 72
								100	A	South Alabama	77 80		163	A	Coastal Caro.	82 81
								100	H	South Alabama	66 58		175	A	Arkansas St.	100 89
													175	H	Arkansas St.	87 79
													185	N	Sam Houston St.	84 79
													202	A	Jacksonville St.	89 63
													204	A	Ole Miss	71 54
													256	A	ETSU	84 66
													258	H	Alabama St.	116 46
													261	H	Louisiana	90 64
													283	A	Ga. Southern	97 81
													283	H	Ga. Southern	100 78
													286	H	Samford	72 52
													298	H	Tennessee St.	92 67
													315	H	La.-Monroe	78 56
													326	N	Mississippi Val.	75 54
LAST 12 Division I GAMES:																
				100	H	South Alabama	66 58					261	H	Louisiana	90 64	
				283	H	Ga. Southern	100 78					315	H	La.-Monroe	78 56	
				135	H	Georgia St.	70 85					135	A	Georgia St.	80 84	
				175	A	Arkansas St.	100 89					283	A	Ga. Southern	97 81	
				67	A	Little Rock	72 76					175	H	Arkansas St.	87 79	
				100	A	South Alabama	77 80					67	H	Little Rock	71 66	

Non-Div I Games: Talladega 91 70

Troy

■ Loss,
 ■ Non-Conf,
 ■ S Site,
 ■ H Home
 ■ A Away
 N Neutral

T
u
l
a
n
e

Tulane									
Average RPI Win:	185	WON-LOST	WINNING	LAST 10	STRENGTH OF	OPP. STRENGTH	TEAM	ADJ.	CONF.
Average RPI Loss:	139	RECORD	PCT. RANK	GAMES	SCHEDULE	OF SCHEDULE	RPI	RPI	RPI
DIV. I ONLY	15- 12	145	1- 0	184	93	165	165	9	9
DIV. I NON-CONF.	10- 3	59	1- 0	217	114	97	97	8	8
TOTALS	RPI 1-25	RPI 26-50	W-L RECORDS	RPI 51-100	RPI 101-150	RPI 150+			
15- 12	2- 1	0- 1	OVERALL	1- 1	0- 5	12- 4			
8- 6	1- 1	0- 0	HOME	0- 1	0- 1	7- 3			
4- 5	0- 0	0- 0	AWAY	1- 0	0- 4	3- 1			
3- 1	1- 0	0- 1	NEUTRAL	0- 0	0- 0	2- 0			
10- 3	1- 0	0- 1	NON-CONFERENCE	1- 1	0- 1	8- 0			
6- 1	0- 0	0- 0	HOME	0- 1	0- 0	6- 0			
1- 1	0- 0	0- 0	AWAY	1- 0	0- 1	0- 0			
3- 1	1- 0	0- 1	NEUTRAL	0- 0	0- 0	2- 0			
5- 9	1- 1	0- 0	CONFERENCE	0- 0	0- 4	4- 4			
2- 5	1- 1	0- 0	HOME	0- 0	0- 1	1- 3			
3- 4	0- 0	0- 0	AWAY	0- 0	0- 3	3- 1			
0- 0	0- 0	0- 0	NEUTRAL	0- 0	0- 0	0- 0			

RPI 1-25				RPI 26-50				RPI 51-100				RPI 101+ Team's RPI: 165			
RPI	S	Opponent	Score	RPI	S	Opponent	Score	RPI	S	Opponent	Score	RPI	S	Opponent	Score
6	H	UConn	33 75	38	N	California	57 65	66	A	LSU	56 54	103	A	Houston	82 83
16	H	UCF	61 59					88	H	Old Dominion	48 56	123	A	South Fla.	46 73
24	N	Central Mich.	68 57									123	H	South Fla.	45 50
												145	A	Alabama	58 69
												150	A	Tulsa	67 72
												155	H	Washington	63 51
												168	H	Texas St.	67 61
												170	A	Temple	66 57
												172	H	Nicholls St.	71 46
												182	H	Southern Miss.	71 54
												209	A	Memphis	62 61
												209	H	Memphis	59 65
												211	A	SMU	61 43
												211	H	SMU	60 64
												220	A	East Carolina	61 63
												220	H	East Carolina	68 57
												241	H	Texas Southern	62 56
												246	H	Wichita St.	44 62
												284	N	Cleveland St.	81 72
												304	H	Fla. Atlantic	88 45
												347	N	Florida A&M	78 34
LAST 12 Division I GAMES:															
168	H	Texas St.	67 61	123	H	South Fla.	45 50								
211	H	SMU	60 64	220	A	East Carolina	61 63								
103	A	Houston	82 83	209	A	Memphis	62 61								
209	H	Memphis	59 65	246	H	Wichita St.	44 62								
16	H	UCF	61 59	123	A	South Fla.	46 73								
150	A	Tulsa	67 72	6	H	UConn	33 75								

Non-Div I Games:

Tulane

Average RPI Win:	196	WON-LOST	WINNING	LAST 10	STRENGTH OF	OPP. STRENGTH	TEAM	ADJ.	CONF.	ADJ CONF.
Average RPI Loss:	90	RECORD	PCT. RANK	GAMES	SCHEDULE	OF SCHEDULE	RPI	RPI	RPI	RPI
DIV. I ONLY	12- 15	204	0- 1	74	91	150	150	9	9	
DIV. I NON-CONF.	6- 7	172	0- 1	50	101	116	116	8	8	
TOTALS	RPI 1-25	RPI 26-50	W-L RECORDS	RPI 51-100	RPI 101-150	RPI 150+				
12- 15	0- 3	0- 0	OVERALL	0- 7	1- 2	11- 3				
8- 5	0- 1	0- 0	HOME	0- 3	0- 0	8- 1				
3- 10	0- 2	0- 0	AWAY	0- 4	0- 2	3- 2				
1- 0	0- 0	0- 0	NEUTRAL	0- 0	1- 0	0- 0				
6- 7	0- 1	0- 0	NON-CONFERENCE	0- 5	1- 0	5- 1				
4- 2	0- 0	0- 0	HOME	0- 2	0- 0	4- 0				
1- 5	0- 1	0- 0	AWAY	0- 3	0- 0	1- 1				
1- 0	0- 0	0- 0	NEUTRAL	0- 0	1- 0	0- 0				
6- 8	0- 2	0- 0	CONFERENCE	0- 2	0- 2	6- 2				
4- 3	0- 1	0- 0	HOME	0- 1	0- 0	4- 1				
2- 5	0- 1	0- 0	AWAY	0- 1	0- 2	2- 1				
0- 0	0- 0	0- 0	NEUTRAL	0- 0	0- 0	0- 0				

RPI 1-25				RPI 26-50				RPI 51-100				RPI 101+ Team's RPI: 150			
RPI	S	Opponent	Score	RPI	S	Opponent	Score	RPI	S	Opponent	Score	RPI	S	Opponent	Score
6	H	UConn	49 68					57	A	Belmont	53 78	103	A	Houston	44 76
16	A	UCF	44 60					67	H	Little Rock	53 63	123	A	South Fla.	48 59
19	A	Arizona St.	52 70					71	A	American	52 68	145	N	Alabama	80 73
								79	A	SFA	34 76	159	H	Abilene Christian	75 63
								84	A	Cincinnati	47 74	165	H	Tulane	72 67
								84	H	Cincinnati	50 70	166	A	Oral Roberts	76 68
								87	H	Arkansas	59 61	170	A	Temple	64 61
												170	H	Temple	61 75
												175	A	Arkansas St.	60 73
												179	H	Saint Louis	86 75
												207	H	Stetson	55 54
												209	A	Memphis	56 59
												209	H	Memphis	46 39
												211	H	SMU	49 35
												220	A	East Carolina	75 55
												246	H	Wichita St.	63 49
												277	H	UTEP	66 45
LAST 12 Division I GAMES:															
19	A	Arizona St.	52 70	211	H	SMU	49 35								
170	A	Temple	64 61	209	A	Memphis	56 59								
6	H	UConn	49 68	170	H	Temple	61 75								
84	A	Cincinnati	47 74	103	A	Houston	44 76								
123	A	South Fla.	48 59	84	H	Cincinnati	50 70								
165	H	Tulane	72 67	16	A	UCF	44 60								

Non-Div I Games:

Tulsa

 Loss,
 Non-Conf,
 S Site,
 H Home
 A Away
N Neutral

Average RPI Win:	227	WON-LOST	WINNING	LAST 10	STRENGTH OF	OPP. STRENGTH	TEAM	ADJ.	CONF.	ADJ CONF.
Average RPI Loss:	86	RECORD	PCT. RANK	GAMES	SCHEDULE	OF SCHEDULE	RPI	RPI	RPI	RPI
DIV. I ONLY	21- 5	25	0- 1	277	174	102	102	14	14	
DIV. I NON-CONF.	11- 1	13	0- 1	331	274	115	115	17	17	
TOTALS	RPI 1-25	RPI 26-50	W-L RECORDS	RPI 51-100	RPI 101-150	RPI 150+				
21- 5	0- 0	0- 2	OVERALL	3- 1	3- 1	15- 1				
10- 2	0- 0	0- 1	HOME	1- 0	2- 0	7- 1				
9- 2	0- 0	0- 0	AWAY	2- 1	0- 1	7- 0				
2- 1	0- 0	0- 1	NEUTRAL	0- 0	1- 0	1- 0				
11- 1	0- 0	0- 1	NON-CONFERENCE	1- 0	2- 0	8- 0				
5- 0	0- 0	0- 0	HOME	0- 0	1- 0	4- 0				
4- 0	0- 0	0- 0	AWAY	1- 0	0- 0	3- 0				
2- 1	0- 0	0- 1	NEUTRAL	0- 0	1- 0	1- 0				
10- 4	0- 0	0- 1	CONFERENCE	2- 1	1- 1	7- 1				
5- 2	0- 0	0- 1	HOME	1- 0	1- 0	3- 1				
5- 2	0- 0	0- 0	AWAY	1- 1	0- 1	4- 0				
0- 0	0- 0	0- 0	NEUTRAL	0- 0	0- 0	0- 0				

RPI	S	Opponent	Score	RPI	S	Opponent	Score	RPI	S	Opponent	Score	RPI	S	Opponent	Score	Team's RPI: 102
34	H	Rice	43 55	59	A	Middle Tenn.	44 60	118	A	Charlotte	56 60					
44	N	Tennessee	69 73	59	H	Middle Tenn.	77 72	120	H	Western Ky.	70 63					
				69	A	FGCU	62 60	130	N	Oklahoma	89 84					
				88	A	Old Dominion	69 61	141	H	Appalachian St.	80 61					
								174	H	Louisiana Tech	68 73					
								176	H	North Texas	70 60					
								182	H	Southern Miss.	71 60					
								201	H	Marshall	77 59					
								209	H	Memphis	85 54					
								258	A	Alabama St.	62 47					
								277	A	UTEP	74 48					
								286	A	Samford	66 41					
								289	H	Alabama A&M	82 47					
								304	A	Fla. Atlantic	89 64					
								307	A	UTSA	59 42					
								313	A	FIU	83 59					
								323	H	McNeese	91 48					
								330	N	Coppin St.	86 61					
								350	A	Chicago St.	90 45					
								351	H	Alcorn	80 53					
LAST 12 Division I GAMES:																
44	N	Tennessee	69 73	59	A	Middle Tenn.	44 60									
59	H	Middle Tenn.	77 72	34	H	Rice	43 55									
120	H	Western Ky.	70 63	176	H	North Texas	70 60									
201	H	Marshall	77 59	307	A	UTSA	59 42									
118	A	Charlotte	56 60	277	A	UTEP	74 48									
88	A	Old Dominion	69 61	182	H	Southern Miss.	71 60									

Non-Div I Games: Ala.-Huntsville 83 58

UAB

■ Loss,
 ■ Non-Conf,
 ■ S Site,
 ■ Home
 ■ Away
 N Neutral

Average RPI Win:	219	WON-LOST	WINNING	LAST 10	STRENGTH OF	OPP. STRENGTH	TEAM	ADJ.	CONF.	ADJ CONF.
Average RPI Loss:	123	RECORD	PCT. RANK	GAMES	SCHEDULE	OF SCHEDULE	RPI	RPI	RPI	RPI
DIV. I ONLY	18- 6	43	0- 1	223	151	82	82	20	20	
DIV. I NON-CONF.	7- 5	132	0- 1	248	50	132	132	20	20	
TOTALS	RPI 1-25	RPI 26-50	W-L RECORDS	RPI 51-100	RPI 101-150	RPI 150+				
18- 6	0- 1	0- 0	OVERALL	1- 1	5- 2	12- 2				
9- 1	0- 0	0- 0	HOME	1- 1	2- 0	6- 0				
8- 5	0- 1	0- 0	AWAY	0- 0	3- 2	5- 2				
1- 0	0- 0	0- 0	NEUTRAL	0- 0	0- 0	1- 0				
7- 5	0- 1	0- 0	NON-CONFERENCE	1- 1	1- 2	5- 1				
3- 1	0- 0	0- 0	HOME	1- 1	0- 0	2- 0				
3- 4	0- 1	0- 0	AWAY	0- 0	1- 2	2- 1				
1- 0	0- 0	0- 0	NEUTRAL	0- 0	0- 0	1- 0				
11- 1	0- 0	0- 0	CONFERENCE	0- 0	4- 0	7- 1				
6- 0	0- 0	0- 0	HOME	0- 0	2- 0	4- 0				
5- 1	0- 0	0- 0	AWAY	0- 0	2- 0	3- 1				
0- 0	0- 0	0- 0	NEUTRAL	0- 0	0- 0	0- 0				

RPI 1-25				RPI 26-50				RPI 51-100				Team's RPI: 82	RPI 101+			
RPI	S	Opponent	Score	RPI	S	Opponent	Score	RPI	S	Opponent	Score		RPI	S	Opponent	Score
4	A	Stanford	43 71					55	H	Saint Mary's (CA)	76 74		110	A	Loyola Marymount	53 60
								93	H	Pacific	80 83		126	A	Portland St.	50 65
													143	A	Washington St.	75 62
													146	A	UC Riverside	67 59
													146	H	UC Riverside	72 59
													147	A	CSUN	60 49
													147	H	CSUN	70 54
													169	A	Montana	56 62
													181	H	UC Irvine	80 57
													224	N	Nevada	84 68
													232	A	Sacramento St.	109 60
													233	A	Hawaii	60 65
													233	H	Hawaii	72 46
													249	A	San Francisco	70 68
													257	A	Cal St. Fullerton	75 39
													257	H	Cal St. Fullerton	75 51
													275	H	Long Beach St.	70 50
													285	H	Southern Utah	68 45
													300	A	UC Santa Barbara	70 44
													316	A	Cal Poly	85 61
													344	H	Seattle U	76 59
LAST 12 Division I GAMES:																
169	A	Montana	56 62	275	H	Long Beach St.	70 50									
233	H	Hawaii	72 46	257	A	Cal St. Fullerton	75 39									
146	H	UC Riverside	72 59	147	A	CSUN	60 49									
316	A	Cal Poly	85 61	181	H	UC Irvine	80 57									
300	A	UC Santa Barbara	70 44	257	H	Cal St. Fullerton	75 51									
147	H	CSUN	70 54	233	A	Hawaii	60 65									

Non-Div I Games: Dominican (CA) 92 42

UC Davis

■ Loss,
 ■ Non-Conf,
 ■ S Site,
 ■ Home
 ■ A Away
 N Neutral

Average RPI Win:	255	WON-LOST	WINNING	LAST 10	STRENGTH OF	OPP. STRENGTH	TEAM	ADJ.	CONF.	ADJ CONF.
Average RPI Loss:	176	RECORD	PCT. RANK	GAMES	SCHEDULE	OF SCHEDULE	RPI	RPI	RPI	RPI
DIV. I ONLY	16- 8	84	0- 1	332	239	181	181	20	20	
DIV. I NON-CONF.	9- 2	43	0- 0	317	238	142	142	20	20	
TOTALS	RPI 1-25	RPI 26-50	W-L RECORDS	RPI 51-100	RPI 101-150	RPI 150+				
16- 8	0- 1	0- 0	OVERALL	0- 1	2- 2	14- 4				
8- 3	0- 0	0- 0	HOME	0- 0	1- 1	7- 2				
6- 5	0- 1	0- 0	AWAY	0- 1	1- 1	5- 2				
2- 0	0- 0	0- 0	NEUTRAL	0- 0	0- 0	2- 0				
9- 2	0- 1	0- 0	NON-CONFERENCE	0- 0	1- 0	8- 1				
4- 1	0- 0	0- 0	HOME	0- 0	0- 0	4- 1				
3- 1	0- 1	0- 0	AWAY	0- 0	1- 0	2- 0				
2- 0	0- 0	0- 0	NEUTRAL	0- 0	0- 0	2- 0				
7- 6	0- 0	0- 0	CONFERENCE	0- 1	1- 2	6- 3				
4- 2	0- 0	0- 0	HOME	0- 0	1- 1	3- 1				
3- 4	0- 0	0- 0	AWAY	0- 1	0- 1	3- 2				
0- 0	0- 0	0- 0	NEUTRAL	0- 0	0- 0	0- 0				

RPI	S	Opponent	Score	RPI	S	Opponent	Score	RPI	S	Opponent	Score	RPI	S	Opponent	Score	Team's RPI: 181
5	A	Oregon	69 115					82	A	UC Davis	57 80	126	A	Portland St.	73 68	
												146	A	UC Riverside	72 88	
												146	H	UC Riverside	65 66	
												147	H	CSUN	65 61	
												178	A	Portland	84 69	
												189	N	Indiana St.	77 61	
												200	H	UNLV	57 55	
												233	A	Hawaii	53 48	
												233	H	Hawaii	68 70	
												240	H	San Diego St.	70 78	
												257	A	Cal St. Fullerton	58 67	
												257	H	Cal St. Fullerton	65 61	
												266	H	CSU Bakersfield	85 78	
												275	A	Long Beach St.	48 46	
												285	H	Southern Utah	75 58	
												300	A	UC Santa Barbara	52 71	
												300	H	UC Santa Barbara	74 68	
												302	A	San Jose St.	74 66	
												316	A	Cal Poly	75 59	
												316	H	Cal Poly	73 57	
												344	H	Seattle U	65 60	
												346	N	LIU Brooklyn	84 71	
LAST 12 Division I GAMES:																
257	A	Cal St. Fullerton	58 67	233	H	Hawaii	68 70									
146	H	UC Riverside	65 66	300	H	UC Santa Barbara	74 68									
233	A	Hawaii	53 48	316	H	Cal Poly	73 57									
300	A	UC Santa Barbara	52 71	82	A	UC Davis	57 80									
275	A	Long Beach St.	48 46	146	A	UC Riverside	72 88									
257	H	Cal St. Fullerton	65 61	147	H	CSUN	65 61									

Non-Div I Games: LIFE Pacific 105 31

UC Irvine

■ Loss,
 ■ Non-Conf, S Site,
 ■ Home
 ■ Away
 N Neutral

UC Riverside

Through Games Of Feb. 27, 2019

Average RPI Win:	244	WON-LOST	WINNING	LAST 10	STRENGTH OF	OPP. STRENGTH	TEAM	ADJ.	CONF.	ADJ CONF.
Average RPI Loss:	128	RECORD	PCT. RANK	GAMES	SCHEDULE	OF SCHEDULE	RPI	RPI	RPI	RPI
DIV. I ONLY	14- 12	151	1- 0	153	225	146	146	20	20	
DIV. I NON-CONF.	6- 8	199	1- 0	126	166	156	156	20	20	
TOTALS	RPI 1-25	RPI 26-50	W-L RECORDS	RPI 51-100	RPI 101-150	RPI 150+				
14- 12	0- 2	0- 2	OVERALL	0- 2	1- 2	13- 4				
7- 2	0- 0	0- 0	HOME	0- 1	1- 0	6- 1				
6- 7	0- 0	0- 2	AWAY	0- 1	0- 2	6- 2				
1- 3	0- 2	0- 0	NEUTRAL	0- 0	0- 0	1- 1				
6- 8	0- 2	0- 2	NON-CONFERENCE	0- 0	1- 1	5- 3				
3- 0	0- 0	0- 0	HOME	0- 0	1- 0	2- 0				
2- 5	0- 0	0- 2	AWAY	0- 0	0- 1	2- 2				
1- 3	0- 2	0- 0	NEUTRAL	0- 0	0- 0	1- 1				
8- 4	0- 0	0- 0	CONFERENCE	0- 2	0- 1	8- 1				
4- 2	0- 0	0- 0	HOME	0- 1	0- 0	4- 1				
4- 2	0- 0	0- 0	AWAY	0- 1	0- 1	4- 0				
0- 0	0- 0	0- 0	NEUTRAL	0- 0	0- 0	0- 0				

RPI 1-25				RPI 26-50				RPI 51-100				RPI 101+ Team's RPI: 146			
RPI	S	Opponent	Score	RPI	S	Opponent	Score	RPI	S	Opponent	Score	RPI	S	Opponent	Score
5	N	Oregon	44 94	28	A	BYU	70 72	82	A	UC Davis	59 72	129	A	Oklahoma St.	51 76
22	N	Texas A&M	63 70	46	A	Southern California	55 73	82	H	UC Davis	59 67	141	H	New Mexico St.	65 64
												147	A	CSUN	56 69
												163	H	Coastal Caro.	62 43
												181	A	UC Irvine	66 65
												181	H	UC Irvine	88 72
												187	N	Eastern Wash.	57 45
												194	N	Milwaukee	54 56
												233	A	Hawaii	60 55
												252	A	California Baptist	57 65
												257	H	Cal St. Fullerton	62 59
												266	A	CSU Bakersfield	79 67
												273	A	Utah Valley	53 56
												275	A	Long Beach St.	73 59
												275	H	Long Beach St.	45 63
												285	H	Southern Utah	56 50
												300	H	UC Santa Barbara	73 60
												316	A	Cal Poly	75 68
												316	H	Cal Poly	80 66
												319	A	Weber St.	71 39
LAST 12 Division I GAMES:															
285	H	Southern Utah	56 50	300	H	UC Santa Barbara	73 60								
181	A	UC Irvine	66 65	233	A	Hawaii	60 55								
316	A	Cal Poly	75 68	275	A	Long Beach St.	73 59								
316	H	Cal Poly	80 66	147	A	CSUN	56 69								
82	A	UC Davis	59 72	181	H	UC Irvine	88 72								
257	H	Cal St. Fullerton	62 59	275	H	Long Beach St.	45 63								

Non-Div I Games:

UC Riverside

■ Loss,
■ Non-Conf,
■ S Site,
■ H Home
■ A Away
N Neutral

Average RPI Win:	242	WON-LOST	WINNING	LAST 10	STRENGTH OF	OPP. STRENGTH	TEAM	ADJ.	CONF.	ADJ CONF.
Average RPI Loss:	180	RECORD	PCT. RANK	GAMES	SCHEDULE	OF SCHEDULE	RPI	RPI	RPI	RPI
DIV. I ONLY	7- 20	295	1- 0	214	250	300	300	20	20	
DIV. I NON-CONF.	3- 10	278	1- 0	164	227	275	275	20	20	
TOTALS	RPI 1-25	RPI 26-50	W-L RECORDS	RPI 51-100	RPI 101-150	RPI 150+				
7- 20	0- 0	0- 2	OVERALL	0- 3	1- 4	6- 11				
5- 8	0- 0	0- 0	HOME	0- 2	1- 2	4- 4				
1- 12	0- 0	0- 2	AWAY	0- 1	0- 2	1- 7				
1- 0	0- 0	0- 0	NEUTRAL	0- 0	0- 0	1- 0				
3- 10	0- 0	0- 2	NON-CONFERENCE	0- 2	0- 2	3- 4				
1- 5	0- 0	0- 0	HOME	0- 1	0- 2	1- 2				
1- 5	0- 0	0- 2	AWAY	0- 1	0- 0	1- 2				
1- 0	0- 0	0- 0	NEUTRAL	0- 0	0- 0	1- 0				
4- 10	0- 0	0- 0	CONFERENCE	0- 1	1- 2	3- 7				
4- 3	0- 0	0- 0	HOME	0- 1	1- 0	3- 2				
0- 7	0- 0	0- 0	AWAY	0- 0	0- 2	0- 5				
0- 0	0- 0	0- 0	NEUTRAL	0- 0	0- 0	0- 0				

RPI S	Opponent	Score	RPI S	Opponent	Score	RPI S	Opponent	Score	RPI S	Opponent	Score	Team's RPI: 300
38	A California	45 69	55	H Saint Mary's (CA)	55 80	110	H Loyola Marymount	57 70				
46	A Southern California	39 82	82	H UC Davis	44 70	141	H New Mexico St.	73 81				
			93	A Pacific	53 69	146	A UC Riverside	60 73				
						147	A CSUN	65 73				
						147	H CSUN	61 60				
						181	A UC Irvine	68 74				
						181	H UC Irvine	71 52				
						198	N Dartmouth	62 56				
						200	A UNLV	51 69				
						233	A Hawaii	49 72				
						233	H Hawaii	35 47				
						240	A San Diego St.	63 58				
						252	H California Baptist	64 76				
						257	A Cal St. Fullerton	62 74				
						257	H Cal St. Fullerton	52 59				
						266	H CSU Bakersfield	48 56				
						273	A Utah Valley	54 63				
						275	A Long Beach St.	53 62				
						275	H Long Beach St.	60 54				
						316	A Cal Poly	67 75				
						316	H Cal Poly	44 42				
						336	H Grand Canyon	66 55				
LAST 12 Division I GAMES:												
198	N Dartmouth	62 56	147	H CSUN	61 60							
316	H Cal Poly	44 42	82	H UC Davis	44 70							
275	A Long Beach St.	53 62	146	A UC Riverside	60 73							
257	A Cal St. Fullerton	62 74	181	A UC Irvine	68 74							
181	H UC Irvine	71 52	233	H Hawaii	35 47							
233	A Hawaii	49 72	257	H Cal St. Fullerton	52 59							

Non-Div I Games:

UC Santa Barbara

■ Loss,
■ Non-Conf,
■ S Site,
■ H Home
■ A Away
N Neutral

Average RPI Win:	157	WON-LOST	WINNING	LAST 10	STRENGTH OF	OPP. STRENGTH	TEAM	ADJ.	CONF.	ADJ CONF.
Average RPI Loss:	43	RECORD	PCT. RANK	GAMES	SCHEDULE	OF SCHEDULE	RPI	RPI	RPI	RPI
DIV. I ONLY	22- 5	23	1- 0	55	78	16	16	9	9	
DIV. I NON-CONF.	11- 2	32	0- 0	49	34	14	14	8	8	
TOTALS	RPI 1-25	RPI 26-50	W-L RECORDS	RPI 51-100	RPI 101-150	RPI 150+				
22- 5	0- 4	2- 0	OVERALL	2- 0	7- 0	11- 1				
10- 1	0- 1	1- 0	HOME	2- 0	3- 0	4- 0				
11- 3	0- 2	1- 0	AWAY	0- 0	4- 0	6- 1				
1- 1	0- 1	0- 0	NEUTRAL	0- 0	0- 0	1- 0				
11- 2	0- 2	2- 0	NON-CONFERENCE	1- 0	3- 0	5- 0				
4- 0	0- 0	1- 0	HOME	1- 0	0- 0	2- 0				
6- 1	0- 1	1- 0	AWAY	0- 0	3- 0	2- 0				
1- 1	0- 1	0- 0	NEUTRAL	0- 0	0- 0	1- 0				
11- 3	0- 2	0- 0	CONFERENCE	1- 0	4- 0	6- 1				
6- 1	0- 1	0- 0	HOME	1- 0	3- 0	2- 0				
5- 2	0- 1	0- 0	AWAY	0- 0	1- 0	4- 1				
0- 0	0- 0	0- 0	NEUTRAL	0- 0	0- 0	0- 0				

RPI S	Opponent	Score	RPI S	Opponent	Score	RPI S	Opponent	Score	RPI S	Opponent	Score
6	A UConn	57 93	49	A Quinnipiac	47 45	84	H Cincinnati	56 55	103	H Houston	58 56
6	H UConn	41 78	50	H Villanova	71 56	93	H Pacific	64 57	123	A South Fla.	62 49
12	N Syracuse	52 57							123	H South Fla.	66 63
24	A Central Mich.	68 75							125	A Pittsburgh	61 58
									137	A Duquesne	71 63
									148	A Delaware	71 60
									150	H Tulsa	60 44
									153	A Mercer	76 42
									162	H Chattanooga	75 37
									165	A Tulane	59 61
									170	H Temple	62 54
									207	A Stetson	78 55
									209	A Memphis	68 55
									211	A SMU	66 54
									211	H SMU	55 43
									213	N Liberty	53 45
									220	A East Carolina	61 58
									246	A Wichita St.	57 49
									276	H Richmond	70 48
LAST 12 Division I GAMES:											
170	H Temple	62 54	103	H Houston	58 56						
246	A Wichita St.	57 49	6	A UConn	57 93						
6	H UConn	41 78	220	A East Carolina	61 58						
165	A Tulane	59 61	211	H SMU	55 43						
211	A SMU	66 54	150	H Tulsa	60 44						
123	H South Fla.	66 63	84	H Cincinnati	56 55						

Non-Div I Games:

UCF

■ Loss,
 ■ Non-Conf, S Site,
 ■ Home
 ■ Away
 N Neutral

Average RPI Win:	112	WON-LOST	WINNING	LAST 10	STRENGTH OF	OPP. STRENGTH	TEAM	ADJ.	CONF.	ADJ CONF.
Average RPI Loss:	39	RECORD	PCT. RANK	GAMES	SCHEDULE	OF SCHEDULE	RPI	RPI	RPI	RPI
DIV. I ONLY	17- 11	115	0- 1	10	9	32	32	2	2	
DIV. I NON-CONF.	7- 5	132	0- 0	75	45	109	109	2	2	
TOTALS	RPI 1-25	RPI 26-50	W-L RECORDS	RPI 51-100	RPI 101-150	RPI 150+				
17- 11	2- 6	4- 2	OVERALL	4- 1	3- 2	4- 0				
9- 5	0- 3	2- 1	HOME	2- 1	3- 0	2- 0				
8- 3	2- 2	2- 0	AWAY	2- 0	0- 1	2- 0				
0- 3	0- 1	0- 1	NEUTRAL	0- 0	0- 1	0- 0				
7- 5	0- 1	1- 1	NON-CONFERENCE	2- 1	2- 2	2- 0				
6- 1	0- 0	1- 0	HOME	2- 1	2- 0	1- 0				
1- 1	0- 0	0- 0	AWAY	0- 0	0- 1	1- 0				
0- 3	0- 1	0- 1	NEUTRAL	0- 0	0- 1	0- 0				
10- 6	2- 5	3- 1	CONFERENCE	2- 0	1- 0	2- 0				
3- 4	0- 3	1- 1	HOME	0- 0	1- 0	1- 0				
7- 2	2- 2	2- 0	AWAY	2- 0	0- 0	1- 0				
0- 0	0- 0	0- 0	NEUTRAL	0- 0	0- 0	0- 0				

RPI 1-25				RPI 26-50				Team's RPI: 32	RPI 51-100				RPI 101+			
RPI	S	Opponent	Score	RPI	S	Opponent	Score		RPI	S	Opponent	Score	RPI	S	Opponent	Score
4	A	Stanford	80 86	31	N	North Carolina	49 83		53	H	Indiana	65 67	110	A	Loyola Marymount	63 69
4	H	Stanford	51 65	34	H	Rice	59 50		63	A	Utah	100 90	123	N	South Fla.	56 60
5	A	Oregon	74 69	38	A	California	84 79		75	A	Arizona	98 93	129	H	Oklahoma St.	71 59
5	H	Oregon	52 72	38	H	California	80 74		96	H	Fresno St.	89 80	138	H	Seton Hall	78 62
15	N	Kentucky	74 75	46	A	Southern California	72 65		98	H	Georgia	80 69	143	H	Washington St.	83 56
19	A	Arizona St.	61 59	46	H	Southern California	67 72						155	H	Washington	76 60
20	A	Oregon St.	72 75										164	A	Colorado	64 60
20	H	Oregon St.	73 83										316	H	Cal Poly	81 35
													339	A	UIC	78 47
LAST 12 Division I GAMES:																
20	A	Oregon St.	72 75	155	H	Washington	76 60									
5	A	Oregon	74 69	143	H	Washington St.	83 56									
38	H	California	80 74	75	A	Arizona	98 93									
4	H	Stanford	51 65	19	A	Arizona St.	61 59									
63	A	Utah	100 90	46	H	Southern California	67 72									
164	A	Colorado	64 60	5	H	Oregon	52 72									

Non-Div I Games:

UCLA

■ Loss,
 ■ Non-Conf,
 ■ S Site,
 ■ H Home
 ■ A Away
 N Neutral

Average RPI Win:	121	WON-LOST	WINNING	LAST 10	STRENGTH OF	OPP. STRENGTH	TEAM	ADJ.	CONF.	ADJ CONF.
Average RPI Loss:	3	RECORD	PCT. RANK	GAMES	SCHEDULE	OF SCHEDULE	RPI	RPI	RPI	RPI
DIV. I ONLY	26- 2	2	1- 0	39	20	6	6	9	9	
DIV. I NON-CONF.	12- 2	31	0- 0	31	1	8	8	8	8	
TOTALS	RPI 1-25	RPI 26-50	W-L RECORDS	RPI 51-100	RPI 101-150	RPI 150+				
26- 2	5- 2	1- 0	OVERALL	4- 0	6- 0	10- 0				
11- 0	3- 0	0- 0	HOME	2- 0	2- 0	4- 0				
11- 2	2- 2	1- 0	AWAY	1- 0	3- 0	4- 0				
4- 0	0- 0	0- 0	NEUTRAL	1- 0	1- 0	2- 0				
12- 2	3- 2	1- 0	NON-CONFERENCE	2- 0	3- 0	3- 0				
4- 0	2- 0	0- 0	HOME	1- 0	1- 0	0- 0				
4- 2	1- 2	1- 0	AWAY	0- 0	1- 0	1- 0				
4- 0	0- 0	0- 0	NEUTRAL	1- 0	1- 0	2- 0				
14- 0	2- 0	0- 0	CONFERENCE	2- 0	3- 0	7- 0				
7- 0	1- 0	0- 0	HOME	1- 0	1- 0	4- 0				
7- 0	1- 0	0- 0	AWAY	1- 0	2- 0	3- 0				
0- 0	0- 0	0- 0	NEUTRAL	0- 0	0- 0	0- 0				

RPI	S	Opponent	Score	RPI	S	Opponent	Score	RPI	S	Opponent	Score	RPI	S	Opponent	Score
1	A	Notre Dame	89 71	38	A	California	76 66	77	N	Purdue	86 40	103	A	Houston	81 61
2	A	Baylor	57 68					78	H	Ohio St.	85 53	104	N	St. John's (NY)	65 55
3	A	Louisville	69 78					84	A	Cincinnati	65 55	123	H	South Fla.	63 46
16	A	UCF	78 41					84	H	Cincinnati	82 38	130	A	Oklahoma	72 63
16	H	UCF	93 57									138	H	Seton Hall	99 61
17	H	South Carolina	97 79									150	A	Tulsa	68 49
25	H	DePaul	99 63									165	A	Tulane	75 33
LAST 12 Division I GAMES:															
246	A	Wichita St.	84 47	220	H	East Carolina	118 55	209	H	Memphis	102 45	211	H	SMU	79 39
150	A	Tulsa	68 49	84	A	Cincinnati	65 55	16	A	UCF	93 57	220	H	East Carolina	118 55
209	H	Memphis	102 45	3	A	Louisville	69 78	211	H	SMU	79 39	246	A	Wichita St.	84 47
16	A	UCF	78 41	16	H	UCF	93 57	170	A	Temple	88 67				
17	H	South Carolina	97 79	170	H	Temple	88 67								
170	H	Temple	109 74												

Non-Div I Games:

UConn

■ Loss,
 ■ Non-Conf, S Site,
 ■ Home
 ■ Away
 N Neutral

Average RPI Win:	318	WON-LOST	WINNING	LAST 10	STRENGTH OF	OPP. STRENGTH	TEAM	ADJ.	CONF.	ADJ CONF.
Average RPI Loss:	182	RECORD	PCT. RANK	GAMES	SCHEDULE	OF SCHEDULE	RPI	RPI	RPI	RPI
DIV. I ONLY	3- 24	344	0- 1	293	209	339	339	21	21	
DIV. I NON-CONF.	2- 9	297	0- 0	249	203	310	310	18	18	
TOTALS	RPI 1-25	RPI 26-50	W-L RECORDS	RPI 51-100	RPI 101-150	RPI 150+				
3- 24	0- 1	0- 2	OVERALL	0- 3	0- 5	3- 13				
2- 9	0- 0	0- 2	HOME	0- 1	0- 2	2- 4				
1- 13	0- 1	0- 0	AWAY	0- 2	0- 3	1- 7				
0- 2	0- 0	0- 0	NEUTRAL	0- 0	0- 0	0- 2				
2- 9	0- 1	0- 2	NON-CONFERENCE	0- 0	0- 1	2- 5				
1- 3	0- 0	0- 2	HOME	0- 0	0- 0	1- 1				
1- 4	0- 1	0- 0	AWAY	0- 0	0- 1	1- 2				
0- 2	0- 0	0- 0	NEUTRAL	0- 0	0- 0	0- 2				
1- 15	0- 0	0- 0	CONFERENCE	0- 3	0- 4	1- 8				
1- 6	0- 0	0- 0	HOME	0- 1	0- 2	1- 3				
0- 9	0- 0	0- 0	AWAY	0- 2	0- 2	0- 5				
0- 0	0- 0	0- 0	NEUTRAL	0- 0	0- 0	0- 0				

RPI 1-25				RPI 26-50				RPI 51-100				RPI 101+ Team's RPI: 339			
RPI	S	Opponent	Score	RPI	S	Opponent	Score	RPI	S	Opponent	Score	RPI	S	Opponent	Score
10	A	Marquette	32 96	32	H	UCLA	47 78	62	A	Wright St.	47 72	111	A	Northwestern	44 87
				48	H	Miami (OH)	56 65	62	H	Wright St.	46 79	119	A	Youngstown St.	29 81
								76	A	Green Bay	32 62	119	H	Youngstown St.	59 83
												133	A	IUPUI	43 71
												133	H	IUPUI	44 73
												189	A	Indiana St.	53 60
												194	A	Milwaukee	53 72
												205	A	Eastern Mich.	38 52
												244	H	Loyola Chicago	60 75
												253	A	Northern Ky.	44 78
												253	H	Northern Ky.	49 67
												278	N	Jackson St.	57 72
												284	A	Cleveland St.	53 71
												284	H	Cleveland St.	48 74
												293	N	Fairfield	60 68
												309	A	Oakland	57 74
												309	H	Oakland	69 65
												314	H	Valparaiso	75 65
												332	A	Evansville	62 54
												333	A	Detroit Mercy	45 62
												333	H	Detroit Mercy	36 42
LAST 12 Division I GAMES:															
133	H	IUPUI	44 73	62	A	Wright St.	47 72	194	A	Milwaukee	53 72				
309	A	Oakland	57 74	76	A	Green Bay	32 62	133	A	IUPUI	43 71				
333	A	Detroit Mercy	45 62	333	H	Detroit Mercy	36 42	309	H	Oakland	69 65				
119	H	Youngstown St.	59 83												
284	H	Cleveland St.	48 74												
253	A	Northern Ky.	44 78												

Non-Div I Games:

UIC

■ Loss,
■ Non-Conf,
■ S Site,
■ H Home
■ A Away
N Neutral

Average RPI Win:	299	WON-LOST	WINNING	LAST 10	STRENGTH OF	OPP. STRENGTH	TEAM	ADJ.	CONF.	ADJ CONF.
Average RPI Loss:	181	RECORD	PCT. RANK	GAMES	SCHEDULE	OF SCHEDULE	RPI	RPI	RPI	RPI
DIV. I ONLY	6- 19	300	0- 1	264	272	311	311	23	23	
DIV. I NON-CONF.	4- 6	212	0- 0	285	269	265	265	25	25	
TOTALS	RPI 1-25	RPI 26-50	W-L RECORDS	RPI 51-100	RPI 101-150	RPI 150+				
6- 19	0- 1	0- 0	OVERALL	0- 3	0- 3	6- 12				
2- 10	0- 0	0- 0	HOME	0- 1	0- 2	2- 7				
2- 9	0- 1	0- 0	AWAY	0- 2	0- 1	2- 5				
2- 0	0- 0	0- 0	NEUTRAL	0- 0	0- 0	2- 0				
4- 6	0- 1	0- 0	NON-CONFERENCE	0- 1	0- 1	4- 3				
0- 4	0- 0	0- 0	HOME	0- 0	0- 1	0- 3				
2- 2	0- 1	0- 0	AWAY	0- 1	0- 0	2- 0				
2- 0	0- 0	0- 0	NEUTRAL	0- 0	0- 0	2- 0				
2- 13	0- 0	0- 0	CONFERENCE	0- 2	0- 2	2- 9				
2- 6	0- 0	0- 0	HOME	0- 1	0- 1	2- 4				
0- 7	0- 0	0- 0	AWAY	0- 1	0- 1	0- 5				
0- 0	0- 0	0- 0	NEUTRAL	0- 0	0- 0	0- 0				

RPI	S	Opponent	Score	RPI	S	Opponent	Score	RPI	S	Opponent	Score	RPI	S	Opponent	Score	Team's RPI: 311
13	A	Maryland	61 92					61	A	Maine	44 84	108	H	Towson	62 71	
								61	H	Maine	45 58	113	A	Hartford	47 92	
								71	A	American	42 64	113	H	Hartford	52 66	
												152	A	Stony Brook	44 57	
												152	H	Stony Brook	59 70	
												191	H	UMES	67 73	
												219	H	Hofstra	42 45	
												238	H	Mt. St. Mary's	52 65	
												242	A	Albany (NY)	44 64	
												242	H	Albany (NY)	69 60	
												250	A	Binghamton	45 67	
												250	H	Binghamton	46 58	
												281	A	Vermont	50 58	
												281	H	Vermont	44 58	
												297	N	Kennesaw St.	57 53	
												307	N	UTSA	72 58	
												308	A	Morgan St.	73 68	
												312	H	New Hampshire	64 62	
												321	A	UMass Lowell	41 62	
												321	H	UMass Lowell	55 67	
												330	A	Coppin St.	57 52	
LAST 12 Division I GAMES:																
152	H	Stony Brook	59 70	113	A	Hartford	47 92									
242	H	Albany (NY)	69 60	152	A	Stony Brook	44 57									
281	A	Vermont	50 58	312	H	New Hampshire	64 62									
321	A	UMass Lowell	41 62	281	H	Vermont	44 58									
250	H	Binghamton	46 58	242	A	Albany (NY)	44 64									
61	H	Maine	45 58	250	A	Binghamton	45 67									

Non-Div I Games: Notre Dame (MD) 81 43 Eastern 81 42 Gettysburg 65 51

UMBC

Loss, Non-Conf, S Site, H Home A Away N Neutral

Average RPI Win:	290	WON-LOST	WINNING	LAST 10	STRENGTH OF	OPP. STRENGTH	TEAM	ADJ.	CONF.	ADJ CONF.
Average RPI Loss:	170	RECORD	PCT. RANK	GAMES	SCHEDULE	OF SCHEDULE	RPI	RPI	RPI	RPI
DIV. I ONLY	13- 12	162	0- 1	306	307	191	191	32	32	
DIV. I NON-CONF.	2- 9	297	0- 0	240	64	263	263	32	32	
TOTALS	RPI 1-25	RPI 26-50	W-L RECORDS	RPI 51-100	RPI 101-150	RPI 150+				
13- 12	0- 2	0- 1	OVERALL	0- 1	0- 1	13- 7				
5- 2	0- 0	0- 1	HOME	0- 0	0- 0	5- 1				
8- 10	0- 2	0- 0	AWAY	0- 1	0- 1	8- 6				
0- 0	0- 0	0- 0	NEUTRAL	0- 0	0- 0	0- 0				
2- 9	0- 2	0- 1	NON-CONFERENCE	0- 1	0- 1	2- 4				
0- 1	0- 0	0- 1	HOME	0- 0	0- 0	0- 0				
2- 8	0- 2	0- 0	AWAY	0- 1	0- 1	2- 4				
0- 0	0- 0	0- 0	NEUTRAL	0- 0	0- 0	0- 0				
11- 3	0- 0	0- 0	CONFERENCE	0- 0	0- 0	11- 3				
5- 1	0- 0	0- 0	HOME	0- 0	0- 0	5- 1				
6- 2	0- 0	0- 0	AWAY	0- 0	0- 0	6- 2				
0- 0	0- 0	0- 0	NEUTRAL	0- 0	0- 0	0- 0				

RPI 1-25				RPI 26-50				RPI 51-100				RPI 101+ Team's RPI: 191			
RPI	S	Opponent	Score	RPI	S	Opponent	Score	RPI	S	Opponent	Score	RPI	S	Opponent	Score
12	A	Syracuse	51 96	37	H	Buffalo	63 69	94	A	Georgetown	55 74	128	A	Wake Forest	67 78
18	A	Miami (FL)	53 71									192	A	N.C. A&T	58 70
												192	H	N.C. A&T	49 51
												196	A	George Mason	49 70
												206	A	Bethune-Cookman	64 52
												220	A	Howard	80 73
												220	A	East Carolina	69 84
												220	H	Howard	80 72
												238	A	Mt. St. Mary's	86 73
												265	A	Norfolk St.	59 43
												276	A	Richmond	55 57
												301	H	South Carolina St.	63 43
												308	A	Morgan St.	73 68
												311	A	UMBC	73 67
												330	H	Coppin St.	74 54
												335	A	Longwood	71 83
												340	A	N.C. Central	69 61
												340	H	N.C. Central	59 49
												343	A	Delaware St.	62 65
												347	A	Florida A&M	68 36
												349	H	Savannah St.	78 46
LAST 12 Division I GAMES:															
343	A	Delaware St.	62 65	220	A	Howard	80 73								
330	H	Coppin St.	74 54	265	A	Norfolk St.	59 43								
192	A	N.C. A&T	58 70	206	A	Bethune-Cookman	64 52								
340	A	N.C. Central	69 61	347	A	Florida A&M	68 36								
349	H	Savannah St.	78 46	192	H	N.C. A&T	49 51								
301	H	South Carolina St.	63 43	340	H	N.C. Central	59 49								

Non-Div I Games: Regent 72 16 Cheyney 88 39

UMES

Loss, Non-Conf, S Site, H Home A Away N Neutral

Average RPI Win:	290	WON-LOST	WINNING	LAST 10	STRENGTH OF	OPP. STRENGTH	TEAM	ADJ.	CONF.	ADJ CONF.
Average RPI Loss:	171	RECORD	PCT. RANK	GAMES	SCHEDULE	OF SCHEDULE	RPI	RPI	RPI	RPI
DIV. I ONLY	12- 12	170	1- 0	304	310	236	236	30	30	
DIV. I NON-CONF.	4- 7	228	0- 0	158	216	201	201	30	30	
TOTALS	RPI 1-25	RPI 26-50	W-L RECORDS	RPI 51-100	RPI 101-150	RPI 150+				
12- 12	0- 0	0- 2	OVERALL	0- 0	0- 2	12- 8				
5- 6	0- 0	0- 0	HOME	0- 0	0- 1	5- 5				
7- 6	0- 0	0- 2	AWAY	0- 0	0- 1	7- 3				
0- 0	0- 0	0- 0	NEUTRAL	0- 0	0- 0	0- 0				
4- 7	0- 0	0- 2	NON-CONFERENCE	0- 0	0- 1	4- 4				
2- 2	0- 0	0- 0	HOME	0- 0	0- 0	2- 2				
2- 5	0- 0	0- 2	AWAY	0- 0	0- 1	2- 2				
0- 0	0- 0	0- 0	NEUTRAL	0- 0	0- 0	0- 0				
8- 5	0- 0	0- 0	CONFERENCE	0- 0	0- 1	8- 4				
3- 4	0- 0	0- 0	HOME	0- 0	0- 1	3- 3				
5- 1	0- 0	0- 0	AWAY	0- 0	0- 0	5- 1				
0- 0	0- 0	0- 0	NEUTRAL	0- 0	0- 0	0- 0				

RPI 1-25			RPI 26-50			RPI 51-100			RPI 101+			Team's RPI: 236
RPI	S	Opponent	Score	RPI	S	Opponent	Score	RPI	S	Opponent	Score	
				30	A	Missouri	59 66					
				35	A	Kansas St.	50 61					
LAST 12 Division I GAMES:												
				273	H	Utah Valley	97 64					
				344	H	Seattle U	83 66					
				266	A	CSU Bakersfield	71 85					
				336	A	Grand Canyon	65 56					
				252	H	California Baptist	92 95					
				225	H	UTRGV	56 75					
				141	H	New Mexico St.	86 90					
				344	A	Seattle U	86 62					
				273	A	Utah Valley	68 64					
				336	H	Grand Canyon	73 45					
				266	H	CSU Bakersfield	57 67					
				252	A	California Baptist	78 74					
				344	H	Seattle U	83 66					
				350	A	Chicago St.	111 58					

Non-Div I Games: Peru St. 98 62 Mo.-St. Louis 92 63

UMKC

Loss, Non-Conf, S Site, H Home A Away N Neutral

Average RPI Win:	303	WON-LOST	WINNING	LAST 10	STRENGTH OF	OPP. STRENGTH	TEAM	ADJ.	CONF.	ADJ CONF.
Average RPI Loss:	196	RECORD	PCT. RANK	GAMES	SCHEDULE	OF SCHEDULE	RPI	RPI	RPI	RPI
DIV. I ONLY	6- 22	315	0- 1	288	294	321	321	23	23	
DIV. I NON-CONF.	3- 9	271	0- 0	292	333	309	309	25	25	
TOTALS	RPI 1-25	RPI 26-50	W-L RECORDS	RPI 51-100	RPI 101-150	RPI 150+				
6- 22	0- 0	0- 0	OVERALL	0- 3	0- 4	6- 15				
3- 9	0- 0	0- 0	HOME	0- 1	0- 2	3- 6				
3- 13	0- 0	0- 0	AWAY	0- 2	0- 2	3- 9				
0- 0	0- 0	0- 0	NEUTRAL	0- 0	0- 0	0- 0				
3- 9	0- 0	0- 0	NON-CONFERENCE	0- 1	0- 2	3- 6				
1- 3	0- 0	0- 0	HOME	0- 0	0- 1	1- 2				
2- 6	0- 0	0- 0	AWAY	0- 1	0- 1	2- 4				
0- 0	0- 0	0- 0	NEUTRAL	0- 0	0- 0	0- 0				
3- 13	0- 0	0- 0	CONFERENCE	0- 2	0- 2	3- 9				
2- 6	0- 0	0- 0	HOME	0- 1	0- 1	2- 4				
1- 7	0- 0	0- 0	AWAY	0- 1	0- 1	1- 5				
0- 0	0- 0	0- 0	NEUTRAL	0- 0	0- 0	0- 0				

RPI 1-25			RPI 26-50			RPI 51-100				RPI 101+			Team's RPI: 321				
RPI	S	Opponent	Score	RPI	S	Opponent	Score	RPI	S	Opponent	Score	RPI	S	Opponent	Score		
								52	A	Butler	36	89	113	A	Hartford	45	69
								61	A	Maine	45	79	113	H	Hartford	44	66
								61	H	Maine	41	60	114	H	Providence	47	71
													138	A	Seton Hall	57	90
													152	A	Stony Brook	56	76
													152	H	Stony Brook	47	64
													190	A	Holy Cross	54	63
													198	A	Dartmouth	54	70
													222	A	Cornell	54	63
													226	A	Massachusetts	62	59
													242	A	Albany (NY)	56	63
													242	H	Albany (NY)	53	56
													245	H	Colgate	52	61
													250	A	Binghamton	53	58
													250	H	Binghamton	50	70
													281	A	Vermont	42	52
													281	H	Vermont	54	51
													299	H	Bryant	57	58
													308	A	Morgan St.	49	61
													311	A	UMBC	67	55
													311	H	UMBC	62	41
													312	A	New Hampshire	46	54
													312	H	New Hampshire	53	56
													341	H	Saint Peter's	59	57
													346	A	LIU Brooklyn	69	64
LAST 12 Division I GAMES:																	
				61	H	Maine	41	60		312	A	New Hampshire	46	54			
				113	A	Hartford	45	69		281	A	Vermont	42	52			
				250	A	Binghamton	53	58		61	A	Maine	45	79			
				311	H	UMBC	62	41		250	H	Binghamton	50	70			
				242	H	Albany (NY)	53	56		113	H	Hartford	44	66			
				152	H	Stony Brook	47	64		242	A	Albany (NY)	56	63			

Non-Div I Games: Fisher 79 45

UMass Lowell

■ Loss,
 ■ Non-Conf,
 ■ S Site,
 ■ H Home
 ■ A Away
 N Neutral

UNC Asheville

Through Games Of Feb. 27, 2019

Average RPI Win:	282	WON-LOST	WINNING	LAST 10	STRENGTH OF	OPP. STRENGTH	TEAM	ADJ.	CONF.	ADJ CONF.
Average RPI Loss:	155	RECORD	PCT. RANK	GAMES	SCHEDULE	OF SCHEDULE	RPI	RPI	RPI	RPI
DIV. I ONLY	14- 12	151	0- 1	251	311	188	188	27	27	
DIV. I NON-CONF.	4- 6	212	0- 0	121	272	194	194	29	29	
TOTALS	RPI 1-25	RPI 26-50	W-L RECORDS	RPI 51-100	RPI 101-150	RPI 150+				
14- 12	0- 0	0- 1	OVERALL	0- 3	1- 1	13- 7				
10- 2	0- 0	0- 0	HOME	0- 1	1- 0	9- 1				
4- 10	0- 0	0- 1	AWAY	0- 2	0- 1	4- 6				
0- 0	0- 0	0- 0	NEUTRAL	0- 0	0- 0	0- 0				
4- 6	0- 0	0- 1	NON-CONFERENCE	0- 1	0- 1	4- 3				
4- 0	0- 0	0- 0	HOME	0- 0	0- 0	4- 0				
0- 6	0- 0	0- 1	AWAY	0- 1	0- 1	0- 3				
0- 0	0- 0	0- 0	NEUTRAL	0- 0	0- 0	0- 0				
10- 6	0- 0	0- 0	CONFERENCE	0- 2	1- 0	9- 4				
6- 2	0- 0	0- 0	HOME	0- 1	1- 0	5- 1				
4- 4	0- 0	0- 0	AWAY	0- 1	0- 0	4- 3				
0- 0	0- 0	0- 0	NEUTRAL	0- 0	0- 0	0- 0				

RPI 1-25			RPI 26-50			RPI 51-100			RPI 101+			Team's RPI: 188			
RPI	S	Opponent	Score	RPI	S	Opponent	Score	RPI	S	Opponent	Score				
				44	A	Tennessee	46 73	59	A	Middle Tenn.	46 67	118	A	Charlotte	53 70
								80	A	Radford	46 60	124	H	High Point	67 56
								80	H	Radford	44 45	153	A	Mercer	47 61
												154	A	Tennessee Tech	53 60
												157	H	Davidson	69 56
												199	H	Hampton	58 61
												215	A	Campbell	48 49
												215	H	Campbell	60 52
												216	A	Furman	47 58
												247	A	Gardner-Webb	59 69
												256	H	ETSU	56 55
												262	H	Wofford	60 46
												290	A	Winthrop	55 43
												290	H	Winthrop	70 36
												294	A	Charleston So.	59 70
												331	A	Presbyterian	52 43
												331	H	Presbyterian	51 45
												335	A	Longwood	68 57
												335	H	Longwood	80 55
												338	H	Western Caro.	74 49
												342	A	USC Upstate	93 86
												342	H	USC Upstate	56 53
LAST 12 Division I GAMES:															
				80	H	Radford	44 45	294	A	Charleston So.	59 70				
				342	H	USC Upstate	56 53	290	H	Winthrop	70 36				
				335	A	Longwood	68 57	331	A	Presbyterian	52 43				
				290	A	Winthrop	55 43	335	H	Longwood	80 55				
				331	H	Presbyterian	51 45	124	H	High Point	67 56				
				215	A	Campbell	48 49	342	A	USC Upstate	93 86				

Non-Div I Games: Warren Wilson 92 31

UNC Asheville

Loss, Non-Conf, S Site, H Home A Away N Neutral

UNC Greensboro

Through Games Of Feb. 27, 2019

Average RPI Win:	274	WON-LOST	WINNING	LAST 10	STRENGTH OF	OPP. STRENGTH	TEAM	ADJ.	CONF.	ADJ CONF.
Average RPI Loss:	192	RECORD	PCT. RANK	GAMES	SCHEDULE	OF SCHEDULE	RPI	RPI	RPI	RPI
DIV. I ONLY	6- 17	292	1- 0	271	284	305	305	28	28	
DIV. I NON-CONF.	2- 9	297	0- 0	203	213	296	296	24	24	
TOTALS	RPI 1-25	RPI 26-50	W-L RECORDS	RPI 51-100	RPI 101-150	RPI 150+				
6- 17	0- 0	0- 1	OVERALL	0- 0	0- 4	6- 12				
4- 3	0- 0	0- 0	HOME	0- 0	0- 0	4- 3				
1- 13	0- 0	0- 1	AWAY	0- 0	0- 3	1- 9				
1- 1	0- 0	0- 0	NEUTRAL	0- 0	0- 1	1- 0				
2- 9	0- 0	0- 1	NON-CONFERENCE	0- 0	0- 4	2- 4				
1- 1	0- 0	0- 0	HOME	0- 0	0- 0	1- 1				
0- 7	0- 0	0- 1	AWAY	0- 0	0- 3	0- 3				
1- 1	0- 0	0- 0	NEUTRAL	0- 0	0- 1	1- 0				
4- 8	0- 0	0- 0	CONFERENCE	0- 0	0- 0	4- 8				
3- 2	0- 0	0- 0	HOME	0- 0	0- 0	3- 2				
1- 6	0- 0	0- 0	AWAY	0- 0	0- 0	1- 6				
0- 0	0- 0	0- 0	NEUTRAL	0- 0	0- 0	0- 0				

RPI 1-25			RPI 26-50			RPI 51-100			RPI 101+			Team's RPI: 305
RPI	S	Opponent	Score	RPI	S	Opponent	Score	RPI	S	Opponent	Score	
				31	A	North Carolina	62 83					
						</						

Non-Div I Games: Pfeiffer 92 23 UNC Pembroke 72 32 Lees-McRae 92 36 Young Harris 62 29
UNC Greensboro

Loss, Non-Conf, S Site, H Home A Away N Neutral

Average RPI Win:	220	WON-LOST	WINNING	LAST 10	STRENGTH OF	OPP. STRENGTH	TEAM	ADJ.	CONF.	ADJ CONF.
Average RPI Loss:	89	RECORD	PCT. RANK	GAMES	SCHEDULE	OF SCHEDULE	RPI	RPI	RPI	RPI
DIV. I ONLY	14- 10	129	1- 0	142	140	122	122	10	10	
DIV. I NON-CONF.	5- 4	139	0- 0	296	226	174	174	10	10	
TOTALS	RPI 1-25	RPI 26-50	W-L RECORDS	RPI 51-100	RPI 101-150	RPI 150+				
14- 10	0- 0	1- 3	OVERALL	0- 2	3- 4	10- 1				
11- 1	0- 0	1- 0	HOME	0- 1	3- 0	7- 0				
3- 9	0- 0	0- 3	AWAY	0- 1	0- 4	3- 1				
0- 0	0- 0	0- 0	NEUTRAL	0- 0	0- 0	0- 0				
5- 4	0- 0	0- 2	NON-CONFERENCE	0- 0	0- 2	5- 0				
3- 0	0- 0	0- 0	HOME	0- 0	0- 0	3- 0				
2- 4	0- 0	0- 2	AWAY	0- 0	0- 2	2- 0				
0- 0	0- 0	0- 0	NEUTRAL	0- 0	0- 0	0- 0				
9- 6	0- 0	1- 1	CONFERENCE	0- 2	3- 2	5- 1				
8- 1	0- 0	1- 0	HOME	0- 1	3- 0	4- 0				
1- 5	0- 0	0- 1	AWAY	0- 1	0- 2	1- 1				
0- 0	0- 0	0- 0	NEUTRAL	0- 0	0- 0	0- 0				

RPI S	Opponent	Score	RPI S	Opponent	Score	RPI S	Opponent	Score	RPI S	Opponent	Score	Team's RPI: 122
31	A North Carolina	55 82	64	A Drexel	55 67	107	A VCU	47 58				
36	A James Madison	51 58	64	H Drexel	53 65	108	A Towson	61 82				
36	H James Madison	66 63				108	H Towson	77 73				
39	A Ohio	72 95				115	H Northeastern	83 70				
						125	A Pittsburgh	56 60				
						148	A Delaware	53 65				
						148	H Delaware	72 64				
						171	A William & Mary	64 70				
						171	H William & Mary	66 58				
						217	A Elon	75 70				
						217	H Elon	76 51				
						219	H Hofstra	89 54				
						220	A East Carolina	71 68				
						288	H Col. of Charleston	71 49				
						331	H Presbyterian	63 48				
						335	H Longwood	35 33				
						336	H Grand Canyon	77 55				
						340	A N.C. Central	89 82				
LAST 12 Division I GAMES:												
148	H Delaware	72 64	115	H Northeastern	83 70							
64	H Drexel	53 65	219	H Hofstra	89 54							
36	A James Madison	51 58	64	A Drexel	55 67							
108	A Towson	61 82	148	A Delaware	53 65							
171	H William & Mary	66 58	108	H Towson	77 73							
217	H Elon	76 51	36	H James Madison	66 63							

Non-Div I Games: Fayetteville St. 72 54 Belmont Abbey 74 58

UNCW

Loss, Non-Conf, S Site, H Home A Away N Neutral

Average RPI Win:	231	WON-LOST	WINNING	LAST 10	STRENGTH OF	OPP. STRENGTH	TEAM	ADJ.	CONF.	ADJ CONF.
Average RPI Loss:	54	RECORD	PCT. RANK	GAMES	SCHEDULE	OF SCHEDULE	RPI	RPI	RPI	RPI
DIV. I ONLY	16- 9	96	0- 1	126	139	90	90	13	13	
DIV. I NON-CONF.	6- 5	143	0- 1	62	62	70	70	15	15	
TOTALS	RPI 1-25	RPI 26-50	W-L RECORDS	RPI 51-100	RPI 101-150	RPI 150+				
16- 9	0- 4	0- 1	OVERALL	0- 3	3- 0	13- 1				
9- 2	0- 1	0- 0	HOME	0- 1	2- 0	7- 0				
7- 6	0- 3	0- 1	AWAY	0- 1	1- 0	6- 1				
0- 1	0- 0	0- 0	NEUTRAL	0- 1	0- 0	0- 0				
6- 5	0- 2	0- 1	NON-CONFERENCE	0- 2	3- 0	3- 0				
4- 0	0- 0	0- 0	HOME	0- 0	2- 0	2- 0				
2- 4	0- 2	0- 1	AWAY	0- 1	1- 0	1- 0				
0- 1	0- 0	0- 0	NEUTRAL	0- 1	0- 0	0- 0				
10- 4	0- 2	0- 0	CONFERENCE	0- 1	0- 0	10- 1				
5- 2	0- 1	0- 0	HOME	0- 1	0- 0	5- 0				
5- 2	0- 1	0- 0	AWAY	0- 0	0- 0	5- 1				
0- 0	0- 0	0- 0	NEUTRAL	0- 0	0- 0	0- 0				

RPI S	Opponent	Score	RPI S	Opponent	Score	RPI S	Opponent	Score	RPI S	Opponent	Score
8	A Iowa	57 83	35	A Kansas St.	62 72	60	N Boise St.	60 61	105	H Creighton	65 55
10	A Marquette	61 102				70	H Missouri St.	58 63	133	A IUPUI	53 40
23	A Drake	61 76				99	A Northern Ill.	59 70	148	H Delaware	79 67
23	H Drake	64 88							151	H Southern Ill.	65 53
									156	A Bradley	81 78
									160	A Illinois St.	64 66
									189	A Indiana St.	71 51
									189	H Indiana St.	71 63
									244	A Loyola Chicago	71 65
									244	H Loyola Chicago	64 52
									255	H North Dakota	64 60
									275	A Long Beach St.	71 64
									314	A Valparaiso	64 56
									314	H Valparaiso	71 52
									322	H Omaha	79 50
									332	A Evansville	74 46
									332	H Evansville	95 46
LAST 12 Division I GAMES:											
99	A Northern Ill.	59 70	244	A Loyola Chicago	71 65						
10	A Marquette	61 102	70	H Missouri St.	58 63						
332	H Evansville	95 46	151	H Southern Ill.	65 53						
189	H Indiana St.	71 63	189	A Indiana St.	71 51						
23	A Drake	61 76	332	A Evansville	74 46						
314	A Valparaiso	64 56	23	H Drake	64 88						

Non-Div I Games: Minnesota St. 73 56

UNI

Loss, Non-Conf, S Site, H Home A Away N Neutral

Average RPI Win:	241	WON-LOST	WINNING	LAST 10	STRENGTH OF	OPP. STRENGTH	TEAM	ADJ.	CONF.	ADJ CONF.
Average RPI Loss:	120	RECORD	PCT. RANK	GAMES	SCHEDULE	OF SCHEDULE	RPI	RPI	RPI	RPI
DIV. I ONLY	11- 16	227	0- 1	133	154	200	200	15	15	
DIV. I NON-CONF.	2- 9	297	0- 1	89	172	281	281	13	13	
TOTALS	RPI 1-25	RPI 26-50	W-L RECORDS	RPI 51-100	RPI 101-150	RPI 150+				
11- 16	0- 1	0- 1	OVERALL	1- 8	0- 1	10- 5				
8- 7	0- 1	0- 1	HOME	1- 4	0- 0	7- 1				
3- 9	0- 0	0- 0	AWAY	0- 4	0- 1	3- 4				
0- 0	0- 0	0- 0	NEUTRAL	0- 0	0- 0	0- 0				
2- 9	0- 1	0- 1	NON-CONFERENCE	0- 3	0- 1	2- 3				
2- 5	0- 1	0- 1	HOME	0- 2	0- 0	2- 1				
0- 4	0- 0	0- 0	AWAY	0- 1	0- 1	0- 2				
0- 0	0- 0	0- 0	NEUTRAL	0- 0	0- 0	0- 0				
9- 7	0- 0	0- 0	CONFERENCE	1- 5	0- 0	8- 2				
6- 2	0- 0	0- 0	HOME	1- 2	0- 0	5- 0				
3- 5	0- 0	0- 0	AWAY	0- 3	0- 0	3- 2				
0- 0	0- 0	0- 0	NEUTRAL	0- 0	0- 0	0- 0				

RPI 1-25				RPI 26-50				RPI 51-100				RPI 101+ Team's RPI: 200			
RPI	S	Opponent	Score	RPI	S	Opponent	Score	RPI	S	Opponent	Score	RPI	S	Opponent	Score
14	H	Gonzaga	59 70	46	H	Southern California	72 86	54	A	New Mexico	77 80	126	A	Portland St.	49 58
								54	H	New Mexico	66 57	181	A	UC Irvine	55 57
								56	A	Wyoming	62 90	184	H	Utah St.	77 56
								56	H	Wyoming	49 64	218	H	Florida	56 53
								59	H	Middle Tenn.	62 66	224	A	Nevada	62 70
								60	H	Boise St.	57 64	224	H	Nevada	67 58
								62	H	Wright St.	52 68	233	H	Hawaii	61 66
								83	A	Duke	38 66	240	A	San Diego St.	62 49
								96	A	Fresno St.	55 73	240	H	San Diego St.	71 57
												274	A	Colorado St.	49 52
												292	A	Air Force	62 47
												292	H	Air Force	66 56
												300	H	UC Santa Barbara	69 51
												301	A	South Carolina St.	49 58
												302	A	San Jose St.	53 43
												302	H	San Jose St.	74 70
LAST 12 Division I GAMES:															
301	A	South Carolina St.	49 58	302	H	San Jose St.	74 70								
218	H	Florida	56 53	292	A	Air Force	62 47								
59	H	Middle Tenn.	62 66	96	A	Fresno St.	55 73								
224	H	Nevada	67 58	60	H	Boise St.	57 64								
240	A	San Diego St.	62 49	184	H	Utah St.	77 56								
56	H	Wyoming	49 64	224	A	Nevada	62 70								

Non-Div I Games:

UNLV

■ Loss,
 ■ Non-Conf, S Site,
 ■ Home
 ■ Away
 N Neutral

USC Upstate

Through Games Of Feb. 27, 2019

Average RPI Win:	314	WON-LOST	WINNING	LAST 10	STRENGTH OF	OPP. STRENGTH	TEAM	ADJ.	CONF.	ADJ CONF.
Average RPI Loss:	230	RECORD	PCT. RANK	GAMES	SCHEDULE	OF SCHEDULE	RPI	RPI	RPI	RPI
DIV. I ONLY	4- 19	324	1- 0	345	316	342	342	27	27	
DIV. I NON-CONF.	1- 7	319	0- 0	325	327	338	338	29	29	
TOTALS	RPI 1-25	RPI 26-50	W-L RECORDS	RPI 51-100	RPI 101-150	RPI 150+				
4- 19	0- 0	0- 0	OVERALL	0- 3	0- 1	4- 15				
2- 5	0- 0	0- 0	HOME	0- 1	0- 1	2- 3				
2- 14	0- 0	0- 0	AWAY	0- 2	0- 0	2- 12				
0- 0	0- 0	0- 0	NEUTRAL	0- 0	0- 0	0- 0				
1- 7	0- 0	0- 0	NON-CONFERENCE	0- 2	0- 0	1- 5				
0- 0	0- 0	0- 0	HOME	0- 0	0- 0	0- 0				
1- 7	0- 0	0- 0	AWAY	0- 2	0- 0	1- 5				
0- 0	0- 0	0- 0	NEUTRAL	0- 0	0- 0	0- 0				
3- 12	0- 0	0- 0	CONFERENCE	0- 1	0- 1	3- 10				
2- 5	0- 0	0- 0	HOME	0- 1	0- 1	2- 3				
1- 7	0- 0	0- 0	AWAY	0- 0	0- 0	1- 7				
0- 0	0- 0	0- 0	NEUTRAL	0- 0	0- 0	0- 0				

RPI 1-25				RPI 26-50				RPI 51-100				RPI 101+				Team's RPI: 342	
RPI	S	Opponent	Score	RPI	S	Opponent	Score	RPI	S	Opponent	Score	RPI	S	Opponent	Score		
								58	A	Virginia Tech	45	96	124	H	High Point	61	87
								80	H	Radford	41	82	188	A	UNC Asheville	53	56
								85	A	Nebraska	64	87	188	H	UNC Asheville	86	93
												199	A	Hampton	43	67	
												215	A	Campbell	41	61	
												216	A	Furman	67	78	
												220	A	East Carolina	53	63	
												247	A	Gardner-Webb	72	92	
												290	A	Winthrop	76	50	
												290	H	Winthrop	58	49	
												294	A	Charleston So.	62	74	
												294	H	Charleston So.	75	78	
												301	A	South Carolina St.	66	71	
												322	A	Omaha	69	96	
												331	A	Presbyterian	54	70	
												331	H	Presbyterian	58	66	
												335	A	Longwood	58	80	
												335	H	Longwood	72	67	
												338	A	Western Caro.	64	68	
												340	A	N.C. Central	82	63	
LAST 12 Division I GAMES:																	
290	H	Winthrop	58	49	80	H	Radford	41	82								
188	A	UNC Asheville	53	56	199	A	Hampton	43	67								
331	H	Presbyterian	58	66	335	H	Longwood	72	67								
335	A	Longwood	58	80	247	A	Gardner-Webb	72	92								
294	A	Charleston So.	62	74	294	H	Charleston So.	75	78								
215	A	Campbell	41	61	188	H	UNC Asheville	86	93								

Non-Div I Games: Brevard 71 53 Converse 69 51 UNKNOWN 101 53

USC Upstate

■ Loss,
 ■ Non-Conf,
 ■ S Site,
 ■ H Home
 ■ A Away
 N Neutral

Average RPI Win:	211	WON-LOST	WINNING	LAST 10	STRENGTH OF	OPP. STRENGTH	TEAM	ADJ.	CONF.	ADJ CONF.
Average RPI Loss:	83	RECORD	PCT. RANK	GAMES	SCHEDULE	OF SCHEDULE	RPI	RPI	RPI	RPI
DIV. I ONLY	20- 6	41	1- 0	247	106	92	92	12	12	
DIV. I NON-CONF.	8- 3	72	0- 0	280	134	126	126	14	14	
TOTALS	RPI 1-25	RPI 26-50	W-L RECORDS	RPI 51-100	RPI 101-150	RPI 150+				
20- 6	0- 0	0- 1	OVERALL	0- 4	4- 1	16- 0				
9- 3	0- 0	0- 1	HOME	0- 2	2- 0	7- 0				
11- 3	0- 0	0- 0	AWAY	0- 2	2- 1	9- 0				
0- 0	0- 0	0- 0	NEUTRAL	0- 0	0- 0	0- 0				
8- 3	0- 0	0- 1	NON-CONFERENCE	0- 2	1- 0	7- 0				
3- 2	0- 0	0- 1	HOME	0- 1	0- 0	3- 0				
5- 1	0- 0	0- 0	AWAY	0- 1	1- 0	4- 0				
0- 0	0- 0	0- 0	NEUTRAL	0- 0	0- 0	0- 0				
12- 3	0- 0	0- 0	CONFERENCE	0- 2	3- 1	9- 0				
6- 1	0- 0	0- 0	HOME	0- 1	2- 0	4- 0				
6- 2	0- 0	0- 0	AWAY	0- 1	1- 1	5- 0				
0- 0	0- 0	0- 0	NEUTRAL	0- 0	0- 0	0- 0				

RPI 1-25				RPI 26-50				RPI 51-100				Team's RPI: 92		RPI 101+			
RPI	S	Opponent	Score	RPI	S	Opponent	Score	RPI	S	Opponent	Score		RPI	S	Opponent	Score	
				46	H	Southern California	61 73	67	A	Little Rock	65 68		103	A	Houston	65 61	
								67	H	Little Rock	61 62		135	A	Georgia St.	48 50	
								87	H	Arkansas	65 66		135	H	Georgia St.	69 45	
								96	A	Fresno St.	61 70		141	A	Appalachian St.	72 65	
													141	H	Appalachian St.	99 94	
													163	A	Coastal Caro.	67 64	
													163	H	Coastal Caro.	79 53	
													166	A	Oral Roberts	80 62	
													168	H	Texas St.	68 53	
													175	A	Arkansas St.	100 73	
													175	H	Arkansas St.	67 62	
													203	H	Grambling	78 54	
													211	A	SMU	66 41	
													249	A	San Francisco	80 73	
													261	A	Louisiana	76 61	
													278	H	Jackson St.	99 63	
													283	A	Ga. Southern	74 53	
													283	H	Ga. Southern	81 48	
													303	A	Incarnate Word	97 49	
													307	H	UTSA	53 48	
													315	A	La.-Monroe	60 56	
LAST 12 Division I GAMES:																	
				315	A	La.-Monroe	60 56					261	A	Louisiana	76 61		
				175	H	Arkansas St.	67 62					135	H	Georgia St.	69 45		
				67	H	Little Rock	61 62					283	H	Ga. Southern	81 48		
				141	A	Appalachian St.	72 65					67	A	Little Rock	65 68		
				163	A	Coastal Caro.	67 64					175	A	Arkansas St.	100 73		
				168	H	Texas St.	68 53					163	H	Coastal Caro.	79 53		

Non-Div I Games:

UT Arlington

Average RPI Win:	252	WON-LOST	WINNING	LAST 10	STRENGTH OF	OPP. STRENGTH	TEAM	ADJ.	CONF.	ADJ CONF.
Average RPI Loss:	144	RECORD	PCT. RANK	GAMES	SCHEDULE	OF SCHEDULE	RPI	RPI	RPI	RPI
DIV. I ONLY	17- 8	75	1- 0	279	241	132	132	22	22	
DIV. I NON-CONF.	6- 3	91	0- 0	263	97	104	104	22	22	
TOTALS	RPI 1-25	RPI 26-50	W-L RECORDS	RPI 51-100	RPI 101-150	RPI 150+				
17- 8	0- 1	0- 0	OVERALL	0- 1	0- 3	17- 3				
10- 1	0- 0	0- 0	HOME	0- 0	0- 0	10- 1				
7- 7	0- 1	0- 0	AWAY	0- 1	0- 3	7- 2				
0- 0	0- 0	0- 0	NEUTRAL	0- 0	0- 0	0- 0				
6- 3	0- 1	0- 0	NON-CONFERENCE	0- 0	0- 2	6- 0				
4- 0	0- 0	0- 0	HOME	0- 0	0- 0	4- 0				
2- 3	0- 1	0- 0	AWAY	0- 0	0- 2	2- 0				
0- 0	0- 0	0- 0	NEUTRAL	0- 0	0- 0	0- 0				
11- 5	0- 0	0- 0	CONFERENCE	0- 1	0- 1	11- 3				
6- 1	0- 0	0- 0	HOME	0- 0	0- 0	6- 1				
5- 4	0- 0	0- 0	AWAY	0- 1	0- 1	5- 2				
0- 0	0- 0	0- 0	NEUTRAL	0- 0	0- 0	0- 0				

RPI 1-25				RPI 26-50				RPI 51-100				RPI 101+ Team's RPI: 132			
RPI	S	Opponent	Score	RPI	S	Opponent	Score	RPI	S	Opponent	Score	RPI	S	Opponent	Score
3	A	Louisville	62 102					57	A	Belmont	86 100	111	A	Northwestern	64 90
												131	A	Morehead St.	75 85
												133	A	IUPUI	72 73
												151	H	Southern Ill.	95 94
												154	H	Tennessee Tech	76 80
												162	A	Chattanooga	81 79
												175	H	Arkansas St.	97 91
												202	H	Jacksonville St.	77 72
												230	A	Southeast Mo. St.	80 73
												230	H	Southeast Mo. St.	61 50
												239	A	SIUE	75 48
												239	H	SIUE	68 55
												263	A	Austin Peay	59 58
												263	H	Austin Peay	74 65
												269	A	Murray St.	73 76
												269	H	Murray St.	75 67
												286	H	Samford	89 68
												295	A	Eastern Ill.	71 77
												295	H	Eastern Ill.	90 66
												298	A	Tennessee St.	73 61
												324	A	Lipscomb	62 53
												326	H	Mississippi Val.	110 51
												327	A	Eastern Ky.	87 61
LAST 12 Division I GAMES:															
263	A	Austin Peay	59 58	57	A	Belmont	86 100								
269	A	Murray St.	73 76	298	A	Tennessee St.	73 61								
239	A	SIUE	75 48	239	H	SIUE	68 55								
230	H	Southeast Mo. St.	61 50	295	H	Eastern Ill.	90 66								
154	H	Tennessee Tech	76 80	131	A	Morehead St.	75 85								
202	H	Jacksonville St.	77 72	327	A	Eastern Ky.	87 61								

Non-Div I Games: Ala.-Huntsville 100 69 Christian Bros. 108 82

UT Martin

Loss, Non-Conf, S Site, H Home A Away N Neutral

Average RPI Win:	298	WON-LOST	WINNING	LAST 10	STRENGTH OF	OPP. STRENGTH	TEAM	ADJ.	CONF.	ADJ CONF.
Average RPI Loss:	138	RECORD	PCT. RANK	GAMES	SCHEDULE	OF SCHEDULE	RPI	RPI	RPI	RPI
DIV. I ONLY	7- 20	295	1- 0	158	215	277	277	14	14	
DIV. I NON-CONF.	3- 10	278	0- 0	155	317	292	292	17	17	
TOTALS	RPI 1-25	RPI 26-50	W-L RECORDS	RPI 51-100	RPI 101-150	RPI 150+				
7- 20	0- 0	0- 1	OVERALL	0- 4	0- 7	7- 8				
3- 11	0- 0	0- 0	HOME	0- 1	0- 4	3- 6				
3- 8	0- 0	0- 1	AWAY	0- 3	0- 2	3- 2				
1- 1	0- 0	0- 0	NEUTRAL	0- 0	0- 1	1- 0				
3- 10	0- 0	0- 0	NON-CONFERENCE	0- 2	0- 4	3- 4				
2- 5	0- 0	0- 0	HOME	0- 0	0- 2	2- 3				
0- 4	0- 0	0- 0	AWAY	0- 2	0- 1	0- 1				
1- 1	0- 0	0- 0	NEUTRAL	0- 0	0- 1	1- 0				
4- 10	0- 0	0- 1	CONFERENCE	0- 2	0- 3	4- 4				
1- 6	0- 0	0- 0	HOME	0- 1	0- 2	1- 3				
3- 4	0- 0	0- 1	AWAY	0- 1	0- 1	3- 1				
0- 0	0- 0	0- 0	NEUTRAL	0- 0	0- 0	0- 0				

RPI S	Opponent	Score	RPI S	Opponent	Score	RPI S	Opponent	Score	RPI S	Opponent	Score	Team's RPI: 277
			34 A	Rice	42 76	54 A	New Mexico	51 69	102 H	UAB	48 74	
						59 H	Middle Tenn.	49 79	118 A	Charlotte	39 62	
						75 A	Arizona	40 62	120 H	Western Ky.	61 64	
						88 A	Old Dominion	59 78	126 H	Portland St.	61 89	
									140 N	Akron	57 64	
									141 H	New Mexico St.	65 69	
									150 A	Tulsa	45 66	
									159 H	Abilene Christian	69 70	
									172 H	Nicholls St.	56 58	
									174 H	Louisiana Tech	64 74	
									175 H	Arkansas St.	66 67	
									176 A	North Texas	51 70	
									182 H	Southern Miss.	63 64	
									201 H	Marshall	60 63	
									235 N	Western Ill.	84 72	
									266 H	CSU Bakersfield	53 47	
									304 A	Fla. Atlantic	70 44	
									307 A	UTSA	73 60	
									307 H	UTSA	77 73	
									313 A	FIU	60 55	
									319 A	Weber St.	63 68	
									351 H	Alcorn	77 51	
LAST 12 Division I GAMES:												
307 H	UTSA	77 73	201 H	Marshall	60 63							
182 H	Southern Miss.	63 64	118 A	Charlotte	39 62							
174 H	Louisiana Tech	64 74	88 A	Old Dominion	59 78							
313 A	FIU	60 55	59 H	Middle Tenn.	49 79							
304 A	Fla. Atlantic	70 44	102 H	UAB	48 74							
120 H	Western Ky.	61 64	34 A	Rice	42 76							

Non-Div I Games:

UTEP

■ Loss,
 ■ Non-Conf,
 ■ S Site,
 ■ H Home
 ■ A Away
 N Neutral

Average RPI Win: 288	WON-LOST	WINNING	LAST 10	STRENGTH OF	OPP. STRENGTH	TEAM	ADJ.	CONF.	ADJ CONF.
Average RPI Loss: 180	RECORD	PCT. RANK	GAMES	SCHEDULE	OF SCHEDULE	RPI	RPI	RPI	RPI
DIV. I ONLY	12- 12	170	0- 1	296	297	225	225	30	30
DIV. I NON-CONF.	4- 7	228	0- 0	162	167	212	212	30	30
TOTALS	RPI 1-25	RPI 26-50	W-L RECORDS	RPI 51-100	RPI 101-150	RPI 150+			
12- 12	0- 2	0- 1	OVERALL	0- 0	0- 2	12- 7			
6- 5	0- 0	0- 1	HOME	0- 0	0- 1	6- 3			
6- 7	0- 2	0- 0	AWAY	0- 0	0- 1	6- 4			
0- 0	0- 0	0- 0	NEUTRAL	0- 0	0- 0	0- 0			
4- 7	0- 2	0- 1	NON-CONFERENCE	0- 0	0- 0	4- 4			
2- 3	0- 0	0- 1	HOME	0- 0	0- 0	2- 2			
2- 4	0- 2	0- 0	AWAY	0- 0	0- 0	2- 2			
0- 0	0- 0	0- 0	NEUTRAL	0- 0	0- 0	0- 0			
8- 5	0- 0	0- 0	CONFERENCE	0- 0	0- 2	8- 3			
4- 2	0- 0	0- 0	HOME	0- 0	0- 1	4- 1			
4- 3	0- 0	0- 0	AWAY	0- 0	0- 1	4- 2			
0- 0	0- 0	0- 0	NEUTRAL	0- 0	0- 0	0- 0			

RPI 1-25				RPI 26-50				RPI 51-100				RPI 101+ Team's RPI: 225			
RPI	S	Opponent	Score	RPI	S	Opponent	Score	RPI	S	Opponent	Score	RPI	S	Opponent	Score
2	A	Baylor	37 98	27	H	Texas	66 81					141	A	New Mexico St.	63 71
22	A	Texas A&M	61 84									141	H	New Mexico St.	67 70
												208	H	Prairie View	57 50
												226	A	Massachusetts	70 74
												236	A	UMKC	75 56
												241	H	Texas Southern	55 69
												243	A	A&M-Corpus Christi	70 57
												243	H	A&M-Corpus Christi	49 59
												252	H	California Baptist	60 56
												261	H	Louisiana	75 60
												266	A	CSU Bakersfield	63 68
												266	H	CSU Bakersfield	64 56
												273	A	Utah Valley	57 72
												273	H	Utah Valley	55 57
												279	A	Canisius	57 53
												307	A	UTSA	58 61
												336	A	Grand Canyon	66 50
												336	H	Grand Canyon	49 42
												344	A	Seattle U	74 70
												344	H	Seattle U	69 56
												350	A	Chicago St.	71 55
LAST 12 Division I GAMES:															
				141	H	New Mexico St.	67 70	350	A	Chicago St.	71 55				
				273	A	Utah Valley	57 72	141	A	New Mexico St.	63 71				
				344	A	Seattle U	74 70	344	H	Seattle U	69 56				
				266	H	CSU Bakersfield	64 56	273	H	Utah Valley	55 57				
				336	H	Grand Canyon	49 42	336	A	Grand Canyon	66 50				
				236	A	UMKC	75 56	266	A	CSU Bakersfield	63 68				

Non-Div I Games: Texas Lutheran 82 38 UNKNOWN 74 43

UTRGV

Loss, Non-Conf, S Site, H Home A Away N Neutral

Average RPI Win: 231	WON-LOST	WINNING	LAST 10	STRENGTH OF	OPP. STRENGTH	TEAM	ADJ.	CONF.	ADJ CONF.
Average RPI Loss: 165	RECORD	PCT. RANK	GAMES	SCHEDULE	OF SCHEDULE	RPI	RPI	RPI	RPI
DIV. I ONLY	5- 19	316	0- 1	202	167	307	307	14	14
DIV. I NON-CONF.	3- 7	256	0- 0	237	235	304	304	17	17
TOTALS	RPI 1-25	RPI 26-50	W-L RECORDS	RPI 51-100	RPI 101-150	RPI 150+			
5- 19	0- 0	0- 2	OVERALL	0- 3	0- 5	5- 9			
4- 9	0- 0	0- 0	HOME	0- 1	0- 3	4- 5			
1- 9	0- 0	0- 2	AWAY	0- 2	0- 2	1- 3			
0- 1	0- 0	0- 0	NEUTRAL	0- 0	0- 0	0- 1			
3- 7	0- 0	0- 1	NON-CONFERENCE	0- 1	0- 2	3- 3			
3- 3	0- 0	0- 0	HOME	0- 0	0- 1	3- 2			
0- 3	0- 0	0- 1	AWAY	0- 1	0- 1	0- 0			
0- 1	0- 0	0- 0	NEUTRAL	0- 0	0- 0	0- 1			
2- 12	0- 0	0- 1	CONFERENCE	0- 2	0- 3	2- 6			
1- 6	0- 0	0- 0	HOME	0- 1	0- 2	1- 3			
1- 6	0- 0	0- 1	AWAY	0- 1	0- 1	1- 3			
0- 0	0- 0	0- 0	NEUTRAL	0- 0	0- 0	0- 0			

RPI 1-25				RPI 26-50				RPI 51-100				RPI 101+				Team's RPI: 307
RPI	S	Opponent	Score	RPI	S	Opponent	Score	RPI	S	Opponent	Score	RPI	S	Opponent	Score	
				27	A	Texas	54 98	59	H	Middle Tenn.	52 72	102	H	UAB	42 59	
				34	A	Rice	54 85	88	A	Old Dominion	47 72	118	A	Charlotte	54 66	
								92	A	UT Arlington	48 53	120	H	Western Ky.	62 81	
												133	H	IUPUI	50 58	
												138	A	Seton Hall	53 84	
												168	H	Texas St.	60 68	
												174	H	Louisiana Tech	70 68	
												176	A	North Texas	57 54	
												182	H	Southern Miss.	45 70	
												184	H	Utah St.	56 62	
												201	H	Marshall	72 79	
												225	H	UTRGV	61 58	
												259	H	San Diego	87 77	
												277	A	UTEP	73 77	
												277	H	UTEP	60 73	
												304	A	Fla. Atlantic	70 86	
												311	N	UMBC	58 72	
												313	A	FIU	40 51	
												319	H	Weber St.	66 59	
LAST 12 Division I GAMES:																
				277	A	UTEP	73 77	120	H	Western Ky.	62 81					
				174	H	Louisiana Tech	70 68	88	A	Old Dominion	47 72					
				182	H	Southern Miss.	45 70	118	A	Charlotte	54 66					
				304	A	Fla. Atlantic	70 86	102	H	UAB	42 59					
				313	A	FIU	40 51	59	H	Middle Tenn.	52 72					
				201	H	Marshall	72 79	176	A	North Texas	57 54					

Non-Div I Games: Concordia (TX) 78 51 Tex. A&M-Kingsville 86 55

UTSA

Loss, Non-Conf, S Site, H Home A Away N Neutral

Average RPI Win:	169	WON-LOST	WINNING	LAST 10	STRENGTH OF	OPP. STRENGTH	TEAM	ADJ.	CONF.	ADJ CONF.
Average RPI Loss:	31	RECORD	PCT. RANK	GAMES	SCHEDULE	OF SCHEDULE	RPI	RPI	RPI	RPI
DIV. I ONLY	20- 7	50	1- 0	145	28	63	63	2	2	
DIV. I NON-CONF.	11- 0	1	1- 0	314	148	64	64	2	2	
TOTALS	RPI 1-25	RPI 26-50	W-L RECORDS	RPI 51-100	RPI 101-150	RPI 150+				
20- 7	1- 4	2- 2	OVERALL	2- 1	3- 0	12- 0				
13- 3	1- 1	2- 2	HOME	2- 0	2- 0	6- 0				
5- 4	0- 3	0- 0	AWAY	0- 1	1- 0	4- 0				
2- 0	0- 0	0- 0	NEUTRAL	0- 0	0- 0	2- 0				
11- 0	0- 0	1- 0	NON-CONFERENCE	1- 0	1- 0	8- 0				
7- 0	0- 0	1- 0	HOME	1- 0	1- 0	4- 0				
2- 0	0- 0	0- 0	AWAY	0- 0	0- 0	2- 0				
2- 0	0- 0	0- 0	NEUTRAL	0- 0	0- 0	2- 0				
9- 7	1- 4	1- 2	CONFERENCE	1- 1	2- 0	4- 0				
6- 3	1- 1	1- 2	HOME	1- 0	1- 0	2- 0				
3- 4	0- 3	0- 0	AWAY	0- 1	1- 0	2- 0				
0- 0	0- 0	0- 0	NEUTRAL	0- 0	0- 0	0- 0				

RPI 1-25				RPI 26-50				RPI 51-100 Team's RPI: 63				RPI 101+			
RPI	S	Opponent	Score	RPI	S	Opponent	Score	RPI	S	Opponent	Score	RPI	S	Opponent	Score
4	H	Stanford	75 68	28	H	BYU	78 67	75	A	Arizona	55 66	143	A	Washington St.	72 68
5	A	Oregon	65 87	32	H	UCLA	90 100	75	H	Arizona	80 64	143	H	Washington St.	75 67
19	A	Arizona St.	58 60	38	H	California	87 74	91	H	Idaho St.	74 60	145	H	Alabama	72 62
19	H	Arizona St.	63 65	46	H	Southern California	80 84					155	A	Washington	58 43
20	A	Oregon St.	63 71									155	H	Washington	88 56
												164	A	Colorado	76 61
												164	H	Colorado	78 59
												187	A	Eastern Wash.	95 51
												218	N	Florida	74 58
												224	A	Nevada	74 52
												233	N	Hawaii	73 48
												273	H	Utah Valley	85 47
												275	H	Long Beach St.	82 59
												319	H	Weber St.	77 56
												344	H	Seattle U	89 62
LAST 12 Division I GAMES:															
233	N	Hawaii	73 48	46	H	Southern California	80 84								
143	H	Washington St.	75 67	20	A	Oregon St.	63 71								
155	H	Washington	88 56	5	A	Oregon	65 87								
19	A	Arizona St.	58 60	4	H	Stanford	75 68								
75	A	Arizona	55 66	38	H	California	87 74								
32	H	UCLA	90 100	164	H	Colorado	78 59								

Non-Div I Games:

Utah

Average RPI Win:	220	WON-LOST	WINNING	LAST 10	STRENGTH OF	OPP. STRENGTH	TEAM	ADJ.	CONF.	ADJ CONF.
Average RPI Loss:	128	RECORD	PCT. RANK	GAMES	SCHEDULE	OF SCHEDULE	RPI	RPI	RPI	RPI
DIV. I ONLY	12- 14	196	1- 0	175	107	184	184	15	15	
DIV. I NON-CONF.	4- 6	212	0- 0	200	29	202	202	13	13	
TOTALS	RPI 1-25	RPI 26-50	W-L RECORDS	RPI 51-100	RPI 101-150	RPI 150+				
12- 14	0- 1	0- 2	OVERALL	2- 5	1- 0	9- 6				
6- 6	0- 1	0- 1	HOME	2- 2	0- 0	4- 2				
6- 6	0- 0	0- 0	AWAY	0- 3	1- 0	5- 3				
0- 2	0- 0	0- 1	NEUTRAL	0- 0	0- 0	0- 1				
4- 6	0- 1	0- 2	NON-CONFERENCE	0- 0	1- 0	3- 3				
1- 3	0- 1	0- 1	HOME	0- 0	0- 0	1- 1				
3- 1	0- 0	0- 0	AWAY	0- 0	1- 0	2- 1				
0- 2	0- 0	0- 1	NEUTRAL	0- 0	0- 0	0- 1				
8- 8	0- 0	0- 0	CONFERENCE	2- 5	0- 0	6- 3				
5- 3	0- 0	0- 0	HOME	2- 2	0- 0	3- 1				
3- 5	0- 0	0- 0	AWAY	0- 3	0- 0	3- 2				
0- 0	0- 0	0- 0	NEUTRAL	0- 0	0- 0	0- 0				

RPI 1-25				RPI 26-50				RPI 51-100				RPI 101+ Team's RPI: 184			
RPI	S	Opponent	Score	RPI	S	Opponent	Score	RPI	S	Opponent	Score	RPI	S	Opponent	Score
5	H	Oregon	58 88	28	H	BYU	57 62	54	A	New Mexico	56 74	143	A	Washington St.	72 61
				46	N	Southern California	46 55	54	H	New Mexico	64 68	164	N	Colorado	68 78
								56	A	Wyoming	35 53	176	A	North Texas	57 41
								56	H	Wyoming	50 42	178	A	Portland	54 61
								60	H	Boise St.	81 68	200	A	UNLV	56 77
								96	A	Fresno St.	59 70	224	H	Nevada	79 76
								96	H	Fresno St.	53 64	240	A	San Diego St.	65 52
												240	H	San Diego St.	54 56
												273	H	Utah Valley	67 62
												274	A	Colorado St.	72 53
												275	H	Long Beach St.	48 50
												292	A	Air Force	48 44
												292	H	Air Force	64 55
												302	A	San Jose St.	59 68
												302	H	San Jose St.	82 49
												307	A	UTSA	62 56
LAST 12 Division I GAMES:															
240	A	San Diego St.	65 52	96	H	Fresno St.	53 64								
60	H	Boise St.	81 68	200	A	UNLV	56 77								
54	A	New Mexico	56 74	302	A	San Jose St.	59 68								
292	H	Air Force	64 55	54	H	New Mexico	64 68								
56	A	Wyoming	35 53	274	A	Colorado St.	72 53								
240	H	San Diego St.	54 56	302	H	San Jose St.	82 49								

Non-Div I Games: Northern N.M. 106 35

Utah St.

■ Loss,
 ■ Non-Conf, S Site,
 ■ Home
 ■ Away
 N Neutral

Utah Valley

Through Games Of Feb. 27, 2019

Average RPI Win:	291	WON-LOST	WINNING	LAST 10	STRENGTH OF	OPP. STRENGTH	TEAM	ADJ.	CONF.	ADJ CONF.
Average RPI Loss:	174	RECORD	PCT. RANK	GAMES	SCHEDULE	OF SCHEDULE	RPI	RPI	RPI	RPI
DIV. I ONLY	11- 12	192	0- 1	319	306	273	273	30	30	
DIV. I NON-CONF.	3- 7	256	0- 0	243	201	294	294	30	30	
TOTALS	RPI 1-25	RPI 26-50	W-L RECORDS	RPI 51-100	RPI 101-150	RPI 150+				
11- 12	0- 0	0- 1	OVERALL	0- 2	1- 2	10- 7				
8- 4	0- 0	0- 1	HOME	0- 0	1- 1	7- 2				
3- 8	0- 0	0- 0	AWAY	0- 2	0- 1	3- 5				
0- 0	0- 0	0- 0	NEUTRAL	0- 0	0- 0	0- 0				
3- 7	0- 0	0- 1	NON-CONFERENCE	0- 2	1- 0	2- 4				
3- 2	0- 0	0- 1	HOME	0- 0	1- 0	2- 1				
0- 5	0- 0	0- 0	AWAY	0- 2	0- 0	0- 3				
0- 0	0- 0	0- 0	NEUTRAL	0- 0	0- 0	0- 0				
8- 5	0- 0	0- 0	CONFERENCE	0- 0	0- 2	8- 3				
5- 2	0- 0	0- 0	HOME	0- 0	0- 1	5- 1				
3- 3	0- 0	0- 0	AWAY	0- 0	0- 1	3- 2				
0- 0	0- 0	0- 0	NEUTRAL	0- 0	0- 0	0- 0				

RPI S	Opponent	Score	RPI S	Opponent	Score	RPI S	Opponent	Score	RPI S	Opponent	Score	Team's RPI: 273
28	H BYU	51 77	63	A Utah	47 85	141	A New Mexico St.	52 58	141	H New Mexico St.	63 72	
			91	A Idaho St.	68 80	146	H UC Riverside	56 53	178	H Portland	60 65	
						184	A Utah St.	62 67	225	A UTRGV	57 55	
						225	H UTRGV	72 57	236	A UMKC	64 97	
						236	H UMKC	64 68	252	A California Baptist	54 83	
						252	A Cal St. Fullerton	55 56	257	A Cal St. Fullerton	55 56	
						266	H CSU Bakersfield	78 70	285	A Southern Utah	59 60	
						300	H UC Santa Barbara	63 54	319	H Weber St.	65 59	
						336	H Grand Canyon	57 46	344	A Seattle U	58 55	
						344	H Seattle U	63 56	350	A Chicago St.	70 65	
						350	H Chicago St.	76 61				
LAST 12 Division I GAMES:												
236	A UMKC	64 97	350	H Chicago St.	76 61	236	H UMKC	64 68				
350	A Chicago St.	70 65	141	A New Mexico St.	52 58	225	A UTRGV	57 55				
225	H UTRGV	72 57	344	A Seattle U	58 55	266	H CSU Bakersfield	78 70				
141	H New Mexico St.	63 72										
344	H Seattle U	63 56										
252	A California Baptist	54 83										

Non-Div I Games: Ottawa (AZ) 90 61 La Verne 86 79 Arizona Christian 76 68

Utah Valley

Loss, Non-Conf, S Site, H Home A Away N Neutral

Average RPI Win:	218	WON-LOST	WINNING	LAST 10	STRENGTH OF	OPP. STRENGTH	TEAM	ADJ.	CONF.	ADJ CONF.
Average RPI Loss:	116	RECORD	PCT. RANK	GAMES	SCHEDULE	OF SCHEDULE	RPI	RPI	RPI	RPI
DIV. I ONLY	20- 8	60	0- 1	243	145	107	107	17	17	
DIV. I NON-CONF.	8- 5	119	0- 0	193	123	117	117	16	16	
TOTALS	RPI 1-25	RPI 26-50	W-L RECORDS	RPI 51-100	RPI 101-150	RPI 150+				
20- 8	0- 0	0- 1	OVERALL	1- 3	4- 2	15- 2				
11- 1	0- 0	0- 0	HOME	0- 1	3- 0	8- 0				
8- 6	0- 0	0- 1	AWAY	1- 2	1- 1	6- 2				
1- 1	0- 0	0- 0	NEUTRAL	0- 0	0- 1	1- 0				
8- 5	0- 0	0- 1	NON-CONFERENCE	1- 3	2- 1	5- 0				
4- 1	0- 0	0- 0	HOME	0- 1	2- 0	2- 0				
3- 3	0- 0	0- 1	AWAY	1- 2	0- 0	2- 0				
1- 1	0- 0	0- 0	NEUTRAL	0- 0	0- 1	1- 0				
12- 3	0- 0	0- 0	CONFERENCE	0- 0	2- 1	10- 2				
7- 0	0- 0	0- 0	HOME	0- 0	1- 0	6- 0				
5- 3	0- 0	0- 0	AWAY	0- 0	1- 1	4- 2				
0- 0	0- 0	0- 0	NEUTRAL	0- 0	0- 0	0- 0				

RPI 1-25				RPI 26-50				RPI 51-100				RPI 101+				Team's RPI: 107	
RPI	S	Opponent	Score	RPI	S	Opponent	Score	RPI	S	Opponent	Score	RPI	S	Opponent	Score		
				31	A	North Carolina	47 59	80	H	Radford	49 54	109	A	Fordham	47 44		
								84	A	Cincinnati	54 66	121	H	Dayton	64 62		
								88	A	Old Dominion	57 60	122	H	UNCW	58 47		
								94	A	Georgetown	47 45	128	H	Wake Forest	53 40		
												133	N	IUPUI	61 63		
												137	A	Duquesne	68 71		
												171	A	William & Mary	72 55		
												179	A	Saint Louis	60 76		
												179	H	Saint Louis	57 47		
												192	A	N.C. A&T	54 48		
												195	A	George Washington	48 57		
												196	A	George Mason	62 38		
												226	H	Massachusetts	52 48		
												237	A	Saint Joseph's	65 47		
												237	H	Saint Joseph's	59 40		
												248	H	Rhode Island	74 39		
												260	A	St. Bonaventure	59 50		
												276	A	Richmond	68 43		
												276	H	Richmond	58 37		
												287	H	La Salle	68 38		
												319	N	Weber St.	64 36		
												335	H	Longwood	84 55		
												343	H	Delaware St.	97 55		
LAST 12 Division I GAMES:																	
				179	A	Saint Louis	60 76	237	A	Saint Joseph's	65 47						
				137	A	Duquesne	68 71	226	H	Massachusetts	52 48						
				196	A	George Mason	62 38	179	H	Saint Louis	57 47						
				121	H	Dayton	64 62	195	A	George Washington	48 57						
				276	H	Richmond	58 37	248	H	Rhode Island	74 39						
				260	A	St. Bonaventure	59 50	109	A	Fordham	47 44						

Non-Div I Games:

VCU

■ Loss,
 ■ Non-Conf,
 ■ S Site,
 ■ H Home
 ■ A Away
 N Neutral

Valparaiso

Through Games Of Feb. 27, 2019

Average RPI Win:	289	WON-LOST	WINNING	LAST 10	STRENGTH OF	OPP. STRENGTH	TEAM	ADJ.	CONF.	ADJ CONF.
Average RPI Loss:	162	RECORD	PCT. RANK	GAMES	SCHEDULE	OF SCHEDULE	RPI	RPI	RPI	RPI
DIV. I ONLY	6- 21	309	0- 1	273	194	314	314	13	13	
DIV. I NON-CONF.	4- 8	241	0- 0	336	319	331	331	15	15	
TOTALS	RPI 1-25	RPI 26-50	W-L RECORDS	RPI 51-100	RPI 101-150	RPI 150+				
6- 21	0- 2	0- 1	OVERALL	0- 5	0- 1	6- 12				
3- 11	0- 1	0- 1	HOME	0- 3	0- 0	3- 6				
2- 10	0- 1	0- 0	AWAY	0- 2	0- 1	2- 6				
1- 0	0- 0	0- 0	NEUTRAL	0- 0	0- 0	1- 0				
4- 8	0- 0	0- 1	NON-CONFERENCE	0- 1	0- 1	4- 5				
1- 5	0- 0	0- 1	HOME	0- 1	0- 0	1- 3				
2- 3	0- 0	0- 0	AWAY	0- 0	0- 1	2- 2				
1- 0	0- 0	0- 0	NEUTRAL	0- 0	0- 0	1- 0				
2- 13	0- 2	0- 0	CONFERENCE	0- 4	0- 0	2- 7				
2- 6	0- 1	0- 0	HOME	0- 2	0- 0	2- 3				
0- 7	0- 1	0- 0	AWAY	0- 2	0- 0	0- 4				
0- 0	0- 0	0- 0	NEUTRAL	0- 0	0- 0	0- 0				

RPI S Opponent	Score	RPI S Opponent	Score	RPI S Opponent	Score	RPI S Opponent	Score	Team's RPI: 314
23 A Drake	53 84	48 H Miami (OH)	47 68	70 A Missouri St.	63 108	131 A Morehead St.	62 68	
23 H Drake	62 88			70 H Missouri St.	58 77	151 A Southern Ill.	65 87	
				86 H Toledo	59 65	151 H Southern Ill.	47 58	
				90 A UNI	52 71	156 H Bradley	76 73	
				90 H UNI	56 64	160 H Illinois St.	67 70	
						189 A Indiana St.	59 67	
						189 H Indiana St.	82 86	
						212 A Illinois	54 73	
						223 H Bowling Green	72 79	
						244 A Loyola Chicago	54 80	
						255 H North Dakota	56 62	
						264 N St. Francis Brooklyn	78 76	
						295 H Eastern Ill.	62 60	
						317 H North Dakota St.	48 51	
						332 A Evansville	65 77	
						332 H Evansville	93 49	
						334 A Purdue Fort Wayne	68 64	
						339 A UIC	65 75	
						350 A Chicago St.	76 70	
LAST 12 Division I GAMES:								
151 H Southern Ill.	47 58	160 H Illinois St.	67 70					
70 H Missouri St.	58 77	156 H Bradley	76 73					
189 A Indiana St.	59 67	70 A Missouri St.	63 108					
332 A Evansville	65 77	151 A Southern Ill.	65 87					
90 H UNI	56 64	332 H Evansville	93 49					
23 H Drake	62 88	189 H Indiana St.	82 86					

Non-Div I Games:

Valparaiso

■ Loss,
 ■ Non-Conf, S Site,
 ■ Home
 ■ Away
 N Neutral

Vanderbilt

Through Games Of Feb. 27, 2019

Average RPI Win:	265	WON-LOST	WINNING	LAST 10	STRENGTH OF	OPP. STRENGTH	TEAM	ADJ.	CONF.	ADJ CONF.
Average RPI Loss:	59	RECORD	PCT. RANK	GAMES	SCHEDULE	OF SCHEDULE	RPI	RPI	RPI	RPI
DIV. I ONLY	6- 21	309	0- 1	30	48	193	193	4	4	
DIV. I NON-CONF.	5- 8	224	0- 0	80	66	182	182	5	5	
TOTALS	RPI 1-25	RPI 26-50	W-L RECORDS	RPI 51-100	RPI 101-150	RPI 150+				
6- 21	0- 9	0- 4	OVERALL	0- 4	0- 2	6- 2				
5- 8	0- 2	0- 2	HOME	0- 2	0- 1	5- 1				
1- 10	0- 5	0- 2	AWAY	0- 2	0- 0	1- 1				
0- 3	0- 2	0- 0	NEUTRAL	0- 0	0- 1	0- 0				
5- 8	0- 4	0- 1	NON-CONFERENCE	0- 1	0- 1	5- 1				
4- 2	0- 1	0- 0	HOME	0- 0	0- 0	4- 1				
1- 3	0- 1	0- 1	AWAY	0- 1	0- 0	1- 0				
0- 3	0- 2	0- 0	NEUTRAL	0- 0	0- 1	0- 0				
1- 13	0- 5	0- 3	CONFERENCE	0- 3	0- 1	1- 1				
1- 6	0- 1	0- 2	HOME	0- 2	0- 1	1- 0				
0- 7	0- 4	0- 1	AWAY	0- 1	0- 0	0- 1				
0- 0	0- 0	0- 0	NEUTRAL	0- 0	0- 0	0- 0				

RPI S	Opponent	Score	RPI S	Opponent	Score	RPI S	Opponent	Score	RPI S	Opponent	Score	Team's RPI: 193
6 N	UConn	42 80	30 A	Missouri	46 69	59 A	Middle Tenn.	58 65	105 N	Creighton	55 75	
7 A	NC State	54 74	35 A	Kansas St.	61 72	66 H	LSU	68 79	145 H	Alabama	65 84	
9 A	Mississippi St.	70 86	44 H	Tennessee	65 82	87 A	Arkansas	62 83	177 H	North Ala.	71 74	
15 A	Kentucky	55 77	47 H	Auburn	70 72	98 H	Georgia	64 71	204 A	Ole Miss	60 65	
17 A	South Carolina	69 80							204 H	Ole Miss	80 68	
18 N	Miami (FL)	65 90							210 A	Ball St.	60 43	
22 A	Texas A&M	53 69							263 H	Austin Peay	99 70	
22 H	Texas A&M	43 50							286 H	Samford	77 52	
24 H	Central Mich.	57 66							298 H	Tennessee St.	89 63	
									331 H	Presbyterian	78 43	
LAST 12 Division I GAMES:												
9 A	Mississippi St.	70 86	22 A	Texas A&M	53 69							
145 H	Alabama	65 84	17 A	South Carolina	69 80							
66 H	LSU	68 79	204 H	Ole Miss	80 68							
204 A	Ole Miss	60 65	47 H	Auburn	70 72							
30 A	Missouri	46 69	87 A	Arkansas	62 83							
44 H	Tennessee	65 82	22 H	Texas A&M	43 50							

Non-Div I Games:

Vanderbilt

Loss, Non-Conf, S Site, H Home A Away N Neutral

Average RPI Win:	287	WON-LOST	WINNING	LAST 10	STRENGTH OF	OPP. STRENGTH	TEAM	ADJ.	CONF.	ADJ CONF.
Average RPI Loss:	167	RECORD	PCT. RANK	GAMES	SCHEDULE	OF SCHEDULE	RPI	RPI	RPI	RPI
DIV. I ONLY	10- 16	242	0- 1	261	276	281	281	23	23	
DIV. I NON-CONF.	3- 8	267	0- 1	209	298	290	290	25	25	
TOTALS	RPI 1-25	RPI 26-50	W-L RECORDS	RPI 51-100	RPI 101-150	RPI 150+				
10- 16	0- 0	0- 0	OVERALL	0- 3	0- 5	10- 8				
6- 9	0- 0	0- 0	HOME	0- 2	0- 2	6- 5				
4- 7	0- 0	0- 0	AWAY	0- 1	0- 3	4- 3				
0- 0	0- 0	0- 0	NEUTRAL	0- 0	0- 0	0- 0				
3- 8	0- 0	0- 0	NON-CONFERENCE	0- 1	0- 3	3- 4				
2- 5	0- 0	0- 0	HOME	0- 1	0- 1	2- 3				
1- 3	0- 0	0- 0	AWAY	0- 0	0- 2	1- 1				
0- 0	0- 0	0- 0	NEUTRAL	0- 0	0- 0	0- 0				
7- 8	0- 0	0- 0	CONFERENCE	0- 2	0- 2	7- 4				
4- 4	0- 0	0- 0	HOME	0- 1	0- 1	4- 2				
3- 4	0- 0	0- 0	AWAY	0- 1	0- 1	3- 2				
0- 0	0- 0	0- 0	NEUTRAL	0- 0	0- 0	0- 0				

RPI 1-25				RPI 26-50				RPI 51-100				RPI 101+				Team's RPI: 281	
RPI	S	Opponent	Score	RPI	S	Opponent	Score	RPI	S	Opponent	Score	RPI	S	Opponent	Score		
								61	A	Maine	45 66	113	A	Hartford	32 61		
								61	H	Maine	51 63	113	H	Hartford	48 76		
								64	H	Drexel	44 60	116	H	Yale	55 58		
												123	A	South Fla.	55 102		
												148	A	Kansas	36 77		
												152	H	Stony Brook	61 67		
												180	H	Rider	54 49		
												190	H	Holy Cross	40 65		
												198	H	Dartmouth	42 66		
												242	A	Albany (NY)	40 65		
												242	H	Albany (NY)	52 39		
												248	H	Rhode Island	58 61		
												250	A	Binghamton	58 57		
												250	H	Binghamton	50 59		
												279	A	Canisius	46 67		
												310	H	Wagner	56 54		
												311	A	UMBC	58 44		
												311	H	UMBC	58 50		
												312	A	New Hampshire	51 50		
												312	H	New Hampshire	69 60		
												320	A	NJIT	71 63		
												321	A	UMass Lowell	51 54		
												321	H	UMass Lowell	52 42		
LAST 12 Division I GAMES:																	
				64	H	Drexel	44 60	61	A	Maine	45 66						
				250	H	Binghamton	50 59	321	H	UMass Lowell	52 42						
				311	H	UMBC	58 50	152	H	Stony Brook	61 67						
				113	H	Hartford	48 76	311	A	UMBC	58 44						
				312	A	New Hampshire	51 50	250	A	Binghamton	58 57						
				242	A	Albany (NY)	40 65	312	H	New Hampshire	69 60						

Non-Div I Games: Norwich 78 28

Vermont

■ Loss,
 ■ Non-Conf, S Site,
 ■ Home
 ■ Away
 N Neutral

Average RPI Win:	139	WON-LOST	WINNING	LAST 10	STRENGTH OF	OPP. STRENGTH	TEAM	ADJ.	CONF.	ADJ CONF.
Average RPI Loss:	51	RECORD	PCT. RANK	GAMES	SCHEDULE	OF SCHEDULE	RPI	RPI	RPI	RPI
DIV. I ONLY	17- 10	103	1- 0	43	49	50	50	6	6	
DIV. I NON-CONF.	9- 2	43	0- 0	69	60	21	21	4	4	
TOTALS	RPI 1-25	RPI 26-50	W-L RECORDS	RPI 51-100	RPI 101-150	RPI 150+				
17- 10	0- 5	0- 0	OVERALL	4- 3	8- 2	5- 0				
10- 4	0- 2	0- 0	HOME	3- 1	4- 1	3- 0				
7- 5	0- 3	0- 0	AWAY	1- 1	4- 1	2- 0				
0- 1	0- 0	0- 0	NEUTRAL	0- 1	0- 0	0- 0				
9- 2	0- 1	0- 0	NON-CONFERENCE	3- 1	2- 0	4- 0				
5- 0	0- 0	0- 0	HOME	2- 0	1- 0	2- 0				
4- 1	0- 1	0- 0	AWAY	1- 0	1- 0	2- 0				
0- 1	0- 0	0- 0	NEUTRAL	0- 1	0- 0	0- 0				
8- 8	0- 4	0- 0	CONFERENCE	1- 2	6- 2	1- 0				
5- 4	0- 2	0- 0	HOME	1- 1	3- 1	1- 0				
3- 4	0- 2	0- 0	AWAY	0- 1	3- 1	0- 0				
0- 0	0- 0	0- 0	NEUTRAL	0- 0	0- 0	0- 0				

RPI 1-25				RPI 26-50				RPI 51-100				RPI 101+			
RPI	S	Opponent	Score	RPI	S	Opponent	Score	RPI	S	Opponent	Score	RPI	S	Opponent	Score
10	A	Marquette	55 93					52	H	Butler	55 63	104	A	St. John's (NY)	73 57
10	H	Marquette	55 91					58	N	Virginia Tech	59 61	104	H	St. John's (NY)	62 66
16	A	UCF	56 71					68	H	Princeton	67 46	105	A	Creighton	54 52
25	A	DePaul	70 93					72	A	Penn	58 50	105	H	Creighton	67 62
25	H	DePaul	59 66					94	A	Georgetown	63 68	113	H	Hartford	59 41
								94	H	Georgetown	91 43	114	A	Providence	61 67
								98	H	Georgia	62 56	114	H	Providence	53 33
												138	A	Seton Hall	70 66
												138	H	Seton Hall	73 68
												139	A	Lehigh	70 48
												170	H	Temple	76 68
												186	H	Xavier	75 71
												195	A	George Washington	60 45
												237	A	Saint Joseph's	47 35
												287	H	La Salle	81 68
LAST 12 Division I GAMES:															
138	H	Seton Hall	73 68	114	H	Providence	53 33								
104	H	St. John's (NY)	62 66	104	A	St. John's (NY)	73 57								
94	H	Georgetown	91 43	138	A	Seton Hall	70 66								
10	A	Marquette	55 93	94	A	Georgetown	63 68								
25	A	DePaul	70 93	72	A	Penn	58 50								
105	H	Creighton	67 62	25	H	DePaul	59 66								

Non-Div I Games:

Villanova

■ Loss,
■ Non-Conf,
■ S Site,
■ H Home
■ A Away
N Neutral

Average RPI Win:	122	WON-LOST	WINNING	LAST 10	STRENGTH OF	OPP. STRENGTH	TEAM	ADJ.	CONF.	ADJ CONF.
Average RPI Loss:	47	RECORD	PCT. RANK	GAMES	SCHEDULE	OF SCHEDULE	RPI	RPI	RPI	RPI
DIV. I ONLY	11- 16	227	1- 0	4	18	95	95	1	1	
DIV. I NON-CONF.	6- 7	172	0- 0	20	61	103	103	1	1	
TOTALS	RPI 1-25	RPI 26-50	W-L RECORDS	RPI 51-100	RPI 101-150	RPI 150+				
11- 16	0- 9	1- 3	OVERALL	4- 1	4- 2	2- 1				
8- 8	0- 5	1- 0	HOME	3- 1	2- 1	2- 1				
2- 7	0- 4	0- 3	AWAY	1- 0	1- 0	0- 0				
1- 1	0- 0	0- 0	NEUTRAL	0- 0	1- 1	0- 0				
6- 7	0- 3	0- 1	NON-CONFERENCE	2- 1	2- 1	2- 1				
4- 4	0- 2	0- 0	HOME	1- 1	1- 0	2- 1				
1- 2	0- 1	0- 1	AWAY	1- 0	0- 0	0- 0				
1- 1	0- 0	0- 0	NEUTRAL	0- 0	1- 1	0- 0				
5- 9	0- 6	1- 2	CONFERENCE	2- 0	2- 1	0- 0				
4- 4	0- 3	1- 0	HOME	2- 0	1- 1	0- 0				
1- 5	0- 3	0- 2	AWAY	0- 0	1- 0	0- 0				
0- 0	0- 0	0- 0	NEUTRAL	0- 0	0- 0	0- 0				

RPI 1-25				RPI 26-50				RPI 51-100 Team's RPI: 95				RPI 101+			
RPI	S	Opponent	Score	RPI	S	Opponent	Score	RPI	S	Opponent	Score	RPI	S	Opponent	Score
3	A	Louisville	43 91	31	A	North Carolina	53 70	58	H	Virginia Tech	62 58	117	H	Boston College	79 77
3	H	Louisville	49 71	40	A	Michigan St.	66 91	71	H	American	57 54	118	H	Charlotte	65 61
7	H	NC State	38 66	41	H	Georgia Tech	53 45	80	H	Radford	44 57	123	N	South Fla.	74 67
9	H	Mississippi St.	44 72	42	A	Clemson	65 71	83	H	Duke	53 47	125	A	Pittsburgh	74 57
12	A	Syracuse	68 72					88	A	Old Dominion	73 67	128	H	Wake Forest	42 52
15	A	Kentucky	51 63									145	N	Alabama	52 64
18	A	Miami (FL)	59 72									179	H	Saint Louis	65 67
21	H	Florida St.	61 63									192	H	N.C. A&T	67 57
24	H	Central Mich.	61 74									330	H	Coppin St.	55 41
LAST 12 Division I GAMES:															
41	H	Georgia Tech	53 45	12	A	Syracuse	68 72								
3	H	Louisville	49 71	128	H	Wake Forest	42 52								
31	A	North Carolina	53 70	125	A	Pittsburgh	74 57								
83	H	Duke	53 47	3	A	Louisville	43 91								
117	H	Boston College	79 77	7	H	NC State	38 66								
18	A	Miami (FL)	59 72	58	H	Virginia Tech	62 58								

Non-Div I Games:

Virginia

■ Loss,
■ Non-Conf, S Site,
■ Home
■ Away
N Neutral

Average RPI Win:	163	WON-LOST	WINNING	LAST 10	STRENGTH OF	OPP. STRENGTH	TEAM	ADJ.	CONF.	ADJ CONF.
Average RPI Loss:	27	RECORD	PCT. RANK	GAMES	SCHEDULE	OF SCHEDULE	RPI	RPI	RPI	RPI
DIV. I ONLY	17- 10	103	0- 1	54	22	58	58	1	1	
DIV. I NON-CONF.	13- 0	1	0- 0	254	138	33	33	1	1	
TOTALS	RPI 1-25	RPI 26-50	W-L RECORDS	RPI 51-100	RPI 101-150	RPI 150+				
17- 10	1- 6	2- 3	OVERALL	3- 1	3- 0	8- 0				
9- 5	1- 4	1- 1	HOME	1- 0	0- 0	6- 0				
4- 5	0- 2	0- 2	AWAY	1- 1	2- 0	1- 0				
4- 0	0- 0	1- 0	NEUTRAL	1- 0	1- 0	1- 0				
13- 0	0- 0	2- 0	NON-CONFERENCE	2- 0	1- 0	8- 0				
8- 0	0- 0	1- 0	HOME	1- 0	0- 0	6- 0				
1- 0	0- 0	0- 0	AWAY	0- 0	0- 0	1- 0				
4- 0	0- 0	1- 0	NEUTRAL	1- 0	1- 0	1- 0				
4- 10	1- 6	0- 3	CONFERENCE	1- 1	2- 0	0- 0				
1- 5	1- 4	0- 1	HOME	0- 0	0- 0	0- 0				
3- 5	0- 2	0- 2	AWAY	1- 1	2- 0	0- 0				
0- 0	0- 0	0- 0	NEUTRAL	0- 0	0- 0	0- 0				

RPI	S	Opponent	Score	RPI	S	Opponent	Score	RPI	S	Opponent	Score	RPI	S	Opponent	Score
1	H	Notre Dame	51 80	26	H	Rutgers	67 51	78	N	Ohio St.	81 73	117	A	Boston College	95 86
3	H	Louisville	63 72	31	H	North Carolina	69 81	80	H	Radford	55 44	121	N	Dayton	69 57
7	A	NC State	61 70	41	A	Georgia Tech	68 76	83	A	Duke	64 57	125	A	Pittsburgh	74 58
12	H	Syracuse	73 75	42	A	Clemson	66 73	95	A	Virginia	58 62	162	H	Chattanooga	74 59
18	A	Miami (FL)	61 68	50	N	Villanova	61 59					213	A	Liberty	72 61
18	H	Miami (FL)	73 65									231	H	Monmouth	82 49
21	H	Florida St.	54 56									238	H	Mt. St. Mary's	83 51
LAST 12 Division I GAMES:															
42	A	Clemson	66 73	125	A	Pittsburgh	74 58								
18	H	Miami (FL)	73 65	21	H	Florida St.	54 56								
41	A	Georgia Tech	68 76	31	H	North Carolina	69 81								
83	A	Duke	64 57	7	A	NC State	61 70								
3	H	Louisville	63 72	1	H	Notre Dame	51 80								
117	A	Boston College	95 86	95	A	Virginia	58 62								

Non-Div I Games:

Virginia Tech

■ Loss,
 ■ Non-Conf,
 ■ S Site,
 ■ H Home
 ■ A Away
 N Neutral

Average RPI Win:	318	WON-LOST	WINNING	LAST 10	STRENGTH OF	OPP. STRENGTH	TEAM	ADJ.	CONF.	ADJ CONF.
Average RPI Loss:	229	RECORD	PCT. RANK	GAMES	SCHEDULE	OF SCHEDULE	RPI	RPI	RPI	RPI
DIV. I ONLY	9- 16	253	0- 1	339	349	310	310	31	31	
DIV. I NON-CONF.	1- 9	326	0- 1	300	341	341	341	31	31	
TOTALS	RPI 1-25	RPI 26-50	W-L RECORDS	RPI 51-100	RPI 101-150	RPI 150+				
9- 16	0- 0	0- 0	OVERALL	0- 0	0- 3	9- 13				
5- 5	0- 0	0- 0	HOME	0- 0	0- 1	5- 4				
4- 10	0- 0	0- 0	AWAY	0- 0	0- 2	4- 8				
0- 1	0- 0	0- 0	NEUTRAL	0- 0	0- 0	0- 1				
1- 9	0- 0	0- 0	NON-CONFERENCE	0- 0	0- 3	1- 6				
0- 3	0- 0	0- 0	HOME	0- 0	0- 1	0- 2				
1- 5	0- 0	0- 0	AWAY	0- 0	0- 2	1- 3				
0- 1	0- 0	0- 0	NEUTRAL	0- 0	0- 0	0- 1				
8- 7	0- 0	0- 0	CONFERENCE	0- 0	0- 0	8- 7				
5- 2	0- 0	0- 0	HOME	0- 0	0- 0	5- 2				
3- 5	0- 0	0- 0	AWAY	0- 0	0- 0	3- 5				
0- 0	0- 0	0- 0	NEUTRAL	0- 0	0- 0	0- 0				

RPI S	Opponent	Score	RPI S	Opponent	Score	RPI S	Opponent	Score	RPI 101+ Team's RPI: 310
						109	A Fordham	59	80
						116	H Yale	41	74
						138	A Seton Hall	40	95
						152	A Stony Brook	45	70
						197	A Robert Morris	46	69
						214	A Sacred Heart	64	72
						214	H Sacred Heart	68	80
						229	A Saint Francis (PA)	70	107
						238	A Mt. St. Mary's	66	81
						238	H Mt. St. Mary's	92	76
						264	A St. Francis Brooklyn	61	76
						264	H St. Francis Brooklyn	87	85
						271	N Siena	71	74
						280	H Army West Point	46	61
						281	A Vermont	54	56
						299	H Bryant	69	84
						318	A Central Conn. St.	75	63
						318	H Central Conn. St.	70	62
						325	H Lafayette	43	66
						335	A Longwood	86	60
						341	A Saint Peter's	57	69
						346	A LIU Brooklyn	66	62
						346	H LIU Brooklyn	72	62
						348	A Fairleigh Dickinson	60	44
						348	H Fairleigh Dickinson	71	59
LAST 12 Division I GAMES:									
271	N	Siena	71	74	346	A	LIU Brooklyn	66	62
299	H	Bryant	69	84	346	H	LIU Brooklyn	72	62
348	A	Fairleigh Dickinson	60	44	229	A	Saint Francis (PA)	70	107
238	A	Mt. St. Mary's	66	81	197	A	Robert Morris	46	69
318	H	Central Conn. St.	70	62	214	A	Sacred Heart	64	72
264	H	St. Francis Brooklyn	87	85	238	H	Mt. St. Mary's	92	76

Non-Div I Games: Staten Island 86 59

Wagner

Loss, Non-Conf, S Site, H Home A Away N Neutral

Wake Forest

Through Games Of Feb. 27, 2019

Average RPI Win:	165	WON-LOST	WINNING	LAST 10	STRENGTH OF	OPP. STRENGTH	TEAM	ADJ.	CONF.	ADJ CONF.
Average RPI Loss:	61	RECORD	PCT. RANK	GAMES	SCHEDULE	OF SCHEDULE	RPI	RPI	RPI	RPI
DIV. I ONLY	10- 17	248	0- 1	12	61	128	128	1	1	
DIV. I NON-CONF.	9- 4	85	0- 0	61	291	84	84	1	1	
TOTALS	RPI 1-25	RPI 26-50	W-L RECORDS	RPI 51-100	RPI 101-150	RPI 150+				
10- 17	0- 7	1- 3	OVERALL	1- 3	3- 2	5- 2				
7- 9	0- 3	1- 2	HOME	0- 2	2- 1	4- 1				
2- 8	0- 4	0- 1	AWAY	1- 1	1- 1	0- 1				
1- 0	0- 0	0- 0	NEUTRAL	0- 0	0- 0	1- 0				
9- 4	0- 0	1- 0	NON-CONFERENCE	0- 1	3- 1	5- 2				
7- 2	0- 0	1- 0	HOME	0- 1	2- 0	4- 1				
1- 2	0- 0	0- 0	AWAY	0- 0	1- 1	0- 1				
1- 0	0- 0	0- 0	NEUTRAL	0- 0	0- 0	1- 0				
1- 13	0- 7	0- 3	CONFERENCE	1- 2	0- 1	0- 0				
0- 7	0- 3	0- 2	HOME	0- 1	0- 1	0- 0				
1- 6	0- 4	0- 1	AWAY	1- 1	0- 0	0- 0				
0- 0	0- 0	0- 0	NEUTRAL	0- 0	0- 0	0- 0				

RPI	S	Opponent	Score	RPI	S	Opponent	Score	RPI	S	Opponent	Score	RPI	S	Opponent	Score	Team's RPI: 128
1	A	Notre Dame	48 78	31	A	North Carolina	61 84	53	H	Indiana	73 87	104	H	St. John's (NY)	64 59	
3	H	Louisville	49 73	36	H	James Madison	50 49	83	A	Duke	52 66	107	A	VCU	40 53	
7	A	NC State	46 80	41	H	Georgia Tech	46 60	83	H	Duke	44 55	108	H	Towson	60 53	
7	H	NC State	50 59	42	H	Clemson	53 69	95	A	Virginia	52 42	117	H	Boston College	64 65	
12	A	Syracuse	57 77									118	A	Charlotte	69 43	
18	H	Miami (FL)	57 72									153	H	Mercer	69 54	
21	A	Florida St.	61 85									186	H	Xavier	50 62	
												191	H	UMES	78 67	
												220	A	East Carolina	61 70	
												265	H	Norfolk St.	63 61	
												276	H	Richmond	62 48	
												301	N	South Carolina St.	58 44	
LAST 12 Division I GAMES:																
83	H	Duke	44 55	7	H	NC State	50 59									
7	A	NC State	46 80	95	A	Virginia	52 42									
12	A	Syracuse	57 77	83	A	Duke	52 66									
41	H	Georgia Tech	46 60	3	H	Louisville	49 73									
42	H	Clemson	53 69	31	A	North Carolina	61 84									
21	A	Florida St.	61 85	1	A	Notre Dame	48 78									

Non-Div I Games:

Wake Forest

■ Loss,
 ■ Non-Conf,
 ■ S Site,
 ■ H Home
 ■ A Away
 N Neutral

Average RPI Win:	190	WON-LOST	WINNING	LAST 10	STRENGTH OF	OPP. STRENGTH	TEAM	ADJ.	CONF.	ADJ CONF.
Average RPI Loss:	58	RECORD	PCT. RANK	GAMES	SCHEDULE	OF SCHEDULE	RPI	RPI	RPI	RPI
DIV. I ONLY	9- 18	263	0- 1	28	58	155	155	2	2	
DIV. I NON-CONF.	7- 5	132	0- 1	88	178	125	125	2	2	
TOTALS	RPI 1-25	RPI 26-50	W-L RECORDS	RPI 51-100	RPI 101-150	RPI 150+				
9- 18	0- 6	0- 4	OVERALL	2- 4	0- 3	7- 1				
6- 7	0- 3	0- 0	HOME	1- 3	0- 1	5- 0				
2- 9	0- 3	0- 3	AWAY	0- 1	0- 1	2- 1				
1- 2	0- 0	0- 1	NEUTRAL	1- 0	0- 1	0- 0				
7- 5	0- 1	0- 1	NON-CONFERENCE	2- 1	0- 1	5- 1				
5- 2	0- 1	0- 0	HOME	1- 1	0- 0	4- 0				
1- 1	0- 0	0- 0	AWAY	0- 0	0- 0	1- 1				
1- 2	0- 0	0- 1	NEUTRAL	1- 0	0- 1	0- 0				
2- 13	0- 5	0- 3	CONFERENCE	0- 3	0- 2	2- 0				
1- 5	0- 2	0- 0	HOME	0- 2	0- 1	1- 0				
1- 8	0- 3	0- 3	AWAY	0- 1	0- 1	1- 0				
0- 0	0- 0	0- 0	NEUTRAL	0- 0	0- 0	0- 0				

RPI	S	Opponent	Score	RPI	S	Opponent	Score	RPI	S	Opponent	Score	RPI	S	Opponent	Score	Team's RPI: 155
4	A	Stanford	54 91	32	A	UCLA	60 76	60	H	Boise St.	69 73	109	N	Fordham	57 65	
5	A	Oregon	71 84	38	A	California	70 79	63	A	Utah	56 88	143	A	Washington St.	61 94	
5	H	Oregon	57 76	45	N	Michigan	73 80	63	H	Utah	43 58	143	H	Washington St.	76 79	
9	H	Mississippi St.	56 103	46	A	Southern California	57 82	75	H	Arizona	59 69	164	A	Colorado	60 46	
20	A	Oregon St.	67 78					78	H	Ohio St.	69 59	164	H	Colorado	68 58	
20	H	Oregon St.	39 86					83	N	Duke	71 64	165	A	Tulane	51 63	
												169	H	Montana	69 54	
												196	H	George Mason	81 52	
												254	H	Northern Ariz.	81 59	
												257	H	Cal St. Fullerton	83 74	
												344	A	Seattle U	69 58	
LAST 12 Division I GAMES:																
60	H	Boise St.	69 73	75	H	Arizona	59 69									
45	N	Michigan	73 80	32	A	UCLA	60 76									
109	N	Fordham	57 65	46	A	Southern California	57 82									
164	A	Colorado	60 46	5	H	Oregon	57 76									
63	A	Utah	56 88	20	H	Oregon St.	39 86									
143	A	Washington St.	61 94	38	A	California	70 79									

Non-Div I Games:

Washington

■ Loss,
 ■ Non-Conf,
 ■ S Site,
 ■ Home
 ■ A Away
 N Neutral

Average RPI Win:	155	WON-LOST	WINNING	LAST 10	STRENGTH OF	OPP. STRENGTH	TEAM	ADJ.	CONF.	ADJ CONF.
Average RPI Loss:	62	RECORD	PCT. RANK	GAMES	SCHEDULE	OF SCHEDULE	RPI	RPI	RPI	RPI
DIV. I ONLY	9- 18	263	1- 0	22	31	143	143	2	2	
DIV. I NON-CONF.	5- 6	177	1- 0	76	99	166	166	2	2	
TOTALS	RPI 1-25	RPI 26-50	W-L RECORDS	RPI 51-100	RPI 101-150	RPI 150+				
9- 18	0- 7	0- 3	OVERALL	3- 4	0- 2	6- 2				
6- 7	0- 3	0- 0	HOME	3- 3	0- 0	3- 1				
1- 10	0- 4	0- 3	AWAY	0- 1	0- 1	1- 1				
2- 1	0- 0	0- 0	NEUTRAL	0- 0	0- 1	2- 0				
5- 6	0- 1	0- 0	NON-CONFERENCE	2- 2	0- 2	3- 1				
3- 3	0- 0	0- 0	HOME	2- 2	0- 0	1- 1				
0- 2	0- 1	0- 0	AWAY	0- 0	0- 1	0- 0				
2- 1	0- 0	0- 0	NEUTRAL	0- 0	0- 1	2- 0				
4- 12	0- 6	0- 3	CONFERENCE	1- 2	0- 0	3- 1				
3- 4	0- 3	0- 0	HOME	1- 1	0- 0	2- 0				
1- 8	0- 3	0- 3	AWAY	0- 1	0- 0	1- 1				
0- 0	0- 0	0- 0	NEUTRAL	0- 0	0- 0	0- 0				

RPI 1-25				RPI 26-50				RPI 51-100				RPI 101+ Team's RPI: 143			
RPI	S	Opponent	Score	RPI	S	Opponent	Score	RPI	S	Opponent	Score	RPI	S	Opponent	Score
4	A	Stanford	64 85	32	A	UCLA	56 83	55	H	Saint Mary's (CA)	64 70	147	A	CSUN	52 65
5	A	Oregon	58 98	38	A	California	63 77	60	H	Boise St.	95 71	148	N	Kansas	63 71
5	H	Oregon	64 79	46	A	Southern California	73 81	63	A	Utah	67 75	155	A	Washington	79 76
14	A	Gonzaga	53 76					63	H	Utah	68 72	155	H	Washington	94 61
19	H	Arizona St.	46 61					75	H	Arizona	90 88	164	A	Colorado	61 72
20	A	Oregon St.	69 76					82	H	UC Davis	62 75	164	H	Colorado	74 48
20	H	Oregon St.	35 52					85	H	Nebraska	87 84	184	H	Utah St.	61 72
LAST 12 Division I GAMES:															
246	N	Wichita St.	85 59	19	H	Arizona St.	46 61					202	N	Jacksonville St.	64 51
202	N	Jacksonville St.	64 51	46	A	Southern California	73 81					246	N	Wichita St.	85 59
63	A	Utah	67 75	32	A	UCLA	56 83					249	H	San Francisco	91 61
164	A	Colorado	61 72	20	H	Oregon St.	35 52								
155	H	Washington	94 61	5	H	Oregon	64 79								
75	H	Arizona	90 88	4	A	Stanford	64 85								

Non-Div I Games:

Washington St.

■ Loss,
 ■ Non-Conf,
 ■ S Site,
 ■ H Home
 ■ A Away
 N Neutral

Average RPI Win: 244	WON-LOST	WINNING	LAST 10	STRENGTH OF	OPP. STRENGTH	TEAM	ADJ.	CONF.	ADJ CONF.
Average RPI Loss: 171	RECORD	PCT. RANK	GAMES	SCHEDULE	OF SCHEDULE	RPI	RPI	RPI	RPI
DIV. I ONLY	4- 22	330	0- 0	237	186	319	319	16	16
DIV. I NON-CONF.	2- 7	288	0- 0	264	253	301	301	12	12
TOTALS	RPI 1-25	RPI 26-50	W-L RECORDS	RPI 51-100	RPI 101-150	RPI 150+			
4- 22	0- 0	0- 0	OVERALL	0- 4	1- 7	3- 11			
2- 10	0- 0	0- 0	HOME	0- 2	0- 3	2- 5			
2- 11	0- 0	0- 0	AWAY	0- 2	1- 3	1- 6			
0- 1	0- 0	0- 0	NEUTRAL	0- 0	0- 1	0- 0			
2- 7	0- 0	0- 0	NON-CONFERENCE	0- 1	0- 3	2- 3			
1- 2	0- 0	0- 0	HOME	0- 0	0- 1	1- 1			
1- 4	0- 0	0- 0	AWAY	0- 1	0- 1	1- 2			
0- 1	0- 0	0- 0	NEUTRAL	0- 0	0- 1	0- 0			
2- 15	0- 0	0- 0	CONFERENCE	0- 3	1- 4	1- 8			
1- 8	0- 0	0- 0	HOME	0- 2	0- 2	1- 4			
1- 7	0- 0	0- 0	AWAY	0- 1	1- 2	0- 4			
0- 0	0- 0	0- 0	NEUTRAL	0- 0	0- 0	0- 0			

RPI S	Opponent	Score	RPI S	Opponent	Score	RPI S	Opponent	Score	RPI S	Opponent	Score	Team's RPI: 319
						63	A Utah	56 77	101	A Pepperdine	47 68	
						89	H Idaho	74 79	107	N VCU	36 64	
						91	A Idaho St.	57 84	112	A Northern Colo.	55 54	
						91	H Idaho St.	57 70	126	A Portland St.	38 65	
									126	H Portland St.	59 77	
									136	A Montana St.	59 72	
									136	H Montana St.	59 66	
									146	H UC Riverside	39 71	
									169	A Montana	56 64	
									169	H Montana	60 72	
									178	H Portland	73 89	
									187	H Eastern Wash.	58 64	
									232	A Sacramento St.	62 77	
									232	H Sacramento St.	69 78	
									254	A Northern Ariz.	64 74	
									254	H Northern Ariz.	64 75	
									273	A Utah Valley	59 65	
									277	H UTEP	68 63	
									285	A Southern Utah	79 84	
									285	H Southern Utah	67 66	
									303	A Incarnate Word	72 64	
									307	A UTSA	59 66	
LAST 12 Division I GAMES:												
			91	A Idaho St.	57 84	232	A Sacramento St.	62 77				
			232	H Sacramento St.	69 78	126	A Portland St.	38 65				
			136	A Montana St.	59 72	169	H Montana	60 72				
			169	A Montana	56 64	136	H Montana St.	59 66				
			254	H Northern Ariz.	64 75	112	A Northern Colo.	55 54				
			285	H Southern Utah	67 66	126	H Portland St.	59 77				

Non-Div I Games: La Verne 105 43

Weber St.

■ Loss,
 ■ Non-Conf,
 ■ S Site,
 ■ Home
 ■ A Away
 N Neutral

West Virginia

Through Games Of Feb. 27, 2019

Average RPI Win:	176	WON-LOST	WINNING	LAST 10	STRENGTH OF	OPP. STRENGTH	TEAM	ADJ.	CONF.	ADJ CONF.
Average RPI Loss:	36	RECORD	PCT. RANK	GAMES	SCHEDULE	OF SCHEDULE	RPI	RPI	RPI	RPI
DIV. I ONLY	19- 8	63	1- 0	136	24	73	73	3	3	
DIV. I NON-CONF.	9- 2	43	1- 0	337	133	188	188	3	3	
TOTALS	RPI 1-25	RPI 26-50	W-L RECORDS	RPI 51-100	RPI 101-150	RPI 150+				
19- 8	1- 3	3- 4	OVERALL	0- 0	8- 1	7- 0				
13- 3	1- 0	2- 2	HOME	0- 0	4- 1	6- 0				
5- 4	0- 2	1- 2	AWAY	0- 0	4- 0	0- 0				
1- 1	0- 1	0- 0	NEUTRAL	0- 0	0- 0	1- 0				
9- 2	0- 1	0- 1	NON-CONFERENCE	0- 0	2- 0	7- 0				
7- 1	0- 0	0- 1	HOME	0- 0	1- 0	6- 0				
1- 0	0- 0	0- 0	AWAY	0- 0	1- 0	0- 0				
1- 1	0- 1	0- 0	NEUTRAL	0- 0	0- 0	1- 0				
10- 6	1- 2	3- 3	CONFERENCE	0- 0	6- 1	0- 0				
6- 2	1- 0	2- 1	HOME	0- 0	3- 1	0- 0				
4- 4	0- 2	1- 2	AWAY	0- 0	3- 0	0- 0				
0- 0	0- 0	0- 0	NEUTRAL	0- 0	0- 0	0- 0				

RPI S	Opponent	Score	RPI S	Opponent	Score	RPI S	Opponent	Score	RPI S	Opponent	Score
2	A Baylor	47 79	27	A Texas	64 58				108	H Towson	90 43
8	N Iowa	81 84	27	H Texas	58 70				125	A Pittsburgh	77 43
11	A Iowa St.	61 77	30	H Missouri	51 68				129	A Oklahoma St.	77 54
11	H Iowa St.	73 64	35	A Kansas St.	79 90				129	H Oklahoma St.	67 58
			35	H Kansas St.	60 30				130	A Oklahoma	66 55
			43	A TCU	48 62				130	H Oklahoma	69 80
			43	H TCU	79 65				144	A Texas Tech	75 72
									144	H Texas Tech	68 65
									148	H Kansas	71 50
									267	H Niagara	84 32
									299	H Bryant	94 48
									308	H Morgan St.	72 37
									320	H NJIT	95 50
									327	H Eastern Ky.	78 29
									327	N Eastern Ky.	81 39
									330	H Coppin St.	78 37
LAST 12 Division I GAMES:											
327	N Eastern Ky.	81 39	11	A Iowa St.	61 77						
35	A Kansas St.	79 90	148	H Kansas	71 50						
130	H Oklahoma	69 80	27	A Texas	64 58						
129	A Oklahoma St.	77 54	35	H Kansas St.	60 30						
43	H TCU	79 65	144	H Texas Tech	68 65						
144	A Texas Tech	75 72	2	A Baylor	47 79						

Non-Div I Games:

West Virginia

■ Loss,
 ■ Non-Conf,
 ■ S Site,
 ■ Home
 ■ A Away
 N Neutral

Average RPI Win:	316	WON-LOST	WINNING	LAST 10	STRENGTH OF	OPP. STRENGTH	TEAM	ADJ.	CONF.	ADJ CONF.
Average RPI Loss:	212	RECORD	PCT. RANK	GAMES	SCHEDULE	OF SCHEDULE	RPI	RPI	RPI	RPI
DIV. I ONLY	2- 23	348	0- 1	226	344	338	338	28	28	
DIV. I NON-CONF.	2- 11	316	0- 0	150	345	298	298	24	24	
TOTALS	RPI 1-25	RPI 26-50	W-L RECORDS	RPI 51-100	RPI 101-150	RPI 150+				
2- 23	0- 1	0- 1	OVERALL	0- 0	0- 0	2- 21				
1- 9	0- 0	0- 0	HOME	0- 0	0- 0	1- 9				
1- 13	0- 1	0- 1	AWAY	0- 0	0- 0	1- 11				
0- 1	0- 0	0- 0	NEUTRAL	0- 0	0- 0	0- 1				
2- 11	0- 1	0- 1	NON-CONFERENCE	0- 0	0- 0	2- 9				
1- 4	0- 0	0- 0	HOME	0- 0	0- 0	1- 4				
1- 6	0- 1	0- 1	AWAY	0- 0	0- 0	1- 4				
0- 1	0- 0	0- 0	NEUTRAL	0- 0	0- 0	0- 1				
0- 12	0- 0	0- 0	CONFERENCE	0- 0	0- 0	0- 12				
0- 5	0- 0	0- 0	HOME	0- 0	0- 0	0- 5				
0- 7	0- 0	0- 0	AWAY	0- 0	0- 0	0- 7				
0- 0	0- 0	0- 0	NEUTRAL	0- 0	0- 0	0- 0				

RPI 1-25			RPI 26-50			RPI 51-100			RPI 101+			Team's RPI: 338
RPI	S	Opponent	Score	RPI	S	Opponent	Score	RPI	S	Opponent	Score	
15	A	Kentucky	39 99	41	A	Georgia Tech	49 84	153	A	Mercer	55 71	
								153	H	Mercer	67 69	
								154	A	Tennessee Tech	58 77	
								162	A	Chattanooga	58 72	
								163	A	Coastal Caro.	59 77	
								177	N	North Ala.	66 89	
								188	A	UNC Asheville	49 74	
								192	H	N.C. A&T	51 69	
								215	H	Campbell	37 63	
								216	A	Furman	55 65	
								216	H	Furman	28 53	
								247	H	Gardner-Webb	52 62	
								256	A	ETSU	80 88	
								262	A	Wofford	65 91	
								262	H	Wofford	55 63	
								286	A	Samford	43 58	
								286	H	Samford	42 75	
								290	A	Winthrop	65 57	
								301	H	South Carolina St.	39 54	
								305	A	UNC Greensboro	59 71	
								305	H	UNC Greensboro	42 66	
								320	A	NJIT	71 79	
								342	H	USC Upstate	68 64	
LAST 12 Division I GAMES:												
305	H	UNC Greensboro	42 66	162	A	Chattanooga	58 72					
153	A	Mercer	55 71	305	A	UNC Greensboro	59 71					
286	A	Samford	43 58	286	H	Samford	42 75					
262	H	Wofford	55 63	153	H	Mercer	67 69					
216	H	Furman	28 53	216	A	Furman	55 65					
256	A	ETSU	80 88	262	A	Wofford	65 91					

Non-Div I Games: North Greenville 71 44 Young Harris 63 54

Western Caro.

■ Loss,
 ■ Non-Conf, S Site,
 ■ Home
 ■ Away
 N Neutral

Average RPI Win:	278	WON-LOST	WINNING	LAST 10	STRENGTH OF	OPP. STRENGTH	TEAM	ADJ.	CONF.	ADJ CONF.
Average RPI Loss:	132	RECORD	PCT. RANK	GAMES	SCHEDULE	OF SCHEDULE	RPI	RPI	RPI	RPI
DIV. I ONLY	10- 15	231	0- 1	196	233	235	235	19	19	
DIV. I NON-CONF.	2- 9	297	0- 0	98	198	266	266	19	19	
TOTALS	RPI 1-25	RPI 26-50	W-L RECORDS	RPI 51-100	RPI 101-150	RPI 150+				
10- 15	0- 1	0- 4	OVERALL	0- 3	0- 0	10- 7				
6- 5	0- 1	0- 3	HOME	0- 0	0- 0	6- 1				
3- 7	0- 0	0- 1	AWAY	0- 2	0- 0	3- 4				
1- 3	0- 0	0- 0	NEUTRAL	0- 1	0- 0	1- 2				
2- 9	0- 1	0- 1	NON-CONFERENCE	0- 3	0- 0	2- 4				
1- 2	0- 1	0- 1	HOME	0- 0	0- 0	1- 0				
0- 4	0- 0	0- 0	AWAY	0- 2	0- 0	0- 2				
1- 3	0- 0	0- 0	NEUTRAL	0- 1	0- 0	1- 2				
8- 6	0- 0	0- 3	CONFERENCE	0- 0	0- 0	8- 3				
5- 3	0- 0	0- 2	HOME	0- 0	0- 0	5- 1				
3- 3	0- 0	0- 1	AWAY	0- 0	0- 0	3- 2				
0- 0	0- 0	0- 0	NEUTRAL	0- 0	0- 0	0- 0				

RPI	S	Opponent	Score	RPI	S	Opponent	Score	RPI	S	Opponent	Score	RPI	S	Opponent	Score	Team's RPI: 235
23	H	Drake	71 98	29	H	South Dakota St.	84 93	52	A	Butler	51 92	156	A	Bradley	68 82	
				30	H	Missouri	64 89	77	A	Purdue	60 81	161	H	Denver	87 78	
				33	A	South Dakota	49 92	99	N	Northern Ill.	61 86	166	A	Oral Roberts	64 68	
				33	H	South Dakota	61 83					166	H	Oral Roberts	85 92	
												216	N	Furman	85 78	
												230	A	Southeast Mo. St.	71 81	
												255	A	North Dakota	92 80	
												255	H	North Dakota	111 90	
												263	H	Austin Peay	77 72	
												277	N	UTEP	72 84	
												295	N	Eastern Ill.	62 64	
												317	A	North Dakota St.	60 68	
												317	H	North Dakota St.	82 70	
												322	A	Omaha	79 67	
												322	H	Omaha	78 70	
												334	A	Purdue Fort Wayne	90 61	
												334	H	Purdue Fort Wayne	73 59	
LAST 12 Division I GAMES:																
166	H	Oral Roberts	85 92	33	A	South Dakota	49 92									
33	H	South Dakota	61 83	334	H	Purdue Fort Wayne	73 59									
322	A	Omaha	79 67	322	H	Omaha	78 70									
334	A	Purdue Fort Wayne	90 61	255	A	North Dakota	92 80									
317	H	North Dakota St.	82 70	317	A	North Dakota St.	60 68									
255	H	North Dakota	111 90	166	A	Oral Roberts	64 68									

Non-Div I Games: MacMurray 136 39 William Woods 81 73

Western Ill.

Loss, Non-Conf, S Site, H Home A Away N Neutral

Average RPI Win:	213	WON-LOST	WINNING	LAST 10	STRENGTH OF	OPP. STRENGTH	TEAM	ADJ.	CONF.	ADJ CONF.
Average RPI Loss:	74	RECORD	PCT. RANK	GAMES	SCHEDULE	OF SCHEDULE	RPI	RPI	RPI	RPI
DIV. I ONLY	13- 13	170	0- 1	65	77	120	120	14	14	
DIV. I NON-CONF.	4- 8	241	0- 1	33	3	128	128	17	17	
TOTALS	RPI 1-25	RPI 26-50	W-L RECORDS	RPI 51-100	RPI 101-150	RPI 150+				
13- 13	0- 6	0- 1	OVERALL	2- 1	1- 2	10- 3				
6- 6	0- 2	0- 1	HOME	1- 0	1- 0	4- 3				
6- 5	0- 2	0- 0	AWAY	1- 1	0- 2	5- 0				
1- 2	0- 2	0- 0	NEUTRAL	0- 0	0- 0	1- 0				
4- 8	0- 6	0- 0	NON-CONFERENCE	1- 0	0- 1	3- 1				
2- 3	0- 2	0- 0	HOME	0- 0	0- 0	2- 1				
1- 3	0- 2	0- 0	AWAY	1- 0	0- 1	0- 0				
1- 2	0- 2	0- 0	NEUTRAL	0- 0	0- 0	1- 0				
9- 5	0- 0	0- 1	CONFERENCE	1- 1	1- 1	7- 2				
4- 3	0- 0	0- 1	HOME	1- 0	1- 0	2- 2				
5- 2	0- 0	0- 0	AWAY	0- 1	0- 1	5- 0				
0- 0	0- 0	0- 0	NEUTRAL	0- 0	0- 0	0- 0				

RPI 1-25				RPI 26-50				RPI 51-100				RPI 101+ Team's RPI: 120			
RPI	S	Opponent	Score	RPI	S	Opponent	Score	RPI	S	Opponent	Score	RPI	S	Opponent	Score
1	A	Notre Dame	53 94	34	H	Rice	46 68	59	A	Middle Tenn.	69 81	102	A	UAB	63 70
3	H	Louisville	80 102					67	A	Little Rock	68 56	118	H	Charlotte	76 58
8	H	Iowa	67 104					88	H	Old Dominion	75 60	130	A	Oklahoma	83 90
14	N	Gonzaga	55 76									151	H	Southern Ill.	83 76
20	N	Oregon St.	60 74									174	H	Louisiana Tech	81 76
24	A	Central Mich.	90 108									176	H	North Texas	67 76
												182	H	Southern Miss.	56 69
												201	A	Marshall	69 66
												201	H	Marshall	85 55
												210	H	Ball St.	83 86
												256	N	ETSU	82 68
												277	A	UTEP	64 61
												304	A	Fla. Atlantic	81 50
												307	A	UTSA	81 62
												308	H	Morgan St.	90 43
												313	A	FIU	94 82
LAST 12 Division I GAMES:															
14	N	Gonzaga	55 76	34	H	Rice	46 68	277	A	UTEP	64 61				
256	N	ETSU	82 68					307	A	UTSA	81 62				
201	A	Marshall	69 66					174	H	Louisiana Tech	81 76				
102	A	UAB	63 70					182	H	Southern Miss.	56 69				
59	A	Middle Tenn.	69 81					304	A	Fla. Atlantic	81 50				
176	H	North Texas	67 76												

Non-Div I Games: Union (TN) 77 65 Bellarmine 95 57

Western Ky.

Loss, Non-Conf, S Site, H Home A Away N Neutral

Average RPI Win:	285	WON-LOST	WINNING	LAST 10	STRENGTH OF	OPP. STRENGTH	TEAM	ADJ.	CONF.	ADJ CONF.
Average RPI Loss:	114	RECORD	PCT. RANK	GAMES	SCHEDULE	OF SCHEDULE	RPI	RPI	RPI	RPI
DIV. I ONLY	8- 17	270	0- 1	227	129	268	268	7	7	
DIV. I NON-CONF.	5- 5	162	0- 0	350	282	328	328	9	9	
TOTALS	RPI 1-25	RPI 26-50	W-L RECORDS	RPI 51-100	RPI 101-150	RPI 150+				
8- 17	0- 1	0- 4	OVERALL	0- 5	0- 3	8- 4				
3- 9	0- 1	0- 3	HOME	0- 2	0- 2	3- 1				
4- 7	0- 0	0- 1	AWAY	0- 3	0- 1	4- 2				
1- 1	0- 0	0- 0	NEUTRAL	0- 0	0- 0	1- 1				
5- 5	0- 0	0- 1	NON-CONFERENCE	0- 0	0- 1	5- 3				
2- 3	0- 0	0- 1	HOME	0- 0	0- 1	2- 1				
2- 1	0- 0	0- 0	AWAY	0- 0	0- 0	2- 1				
1- 1	0- 0	0- 0	NEUTRAL	0- 0	0- 0	1- 1				
3- 12	0- 1	0- 3	CONFERENCE	0- 5	0- 2	3- 1				
1- 6	0- 1	0- 2	HOME	0- 2	0- 1	1- 0				
2- 6	0- 0	0- 1	AWAY	0- 3	0- 1	2- 1				
0- 0	0- 0	0- 0	NEUTRAL	0- 0	0- 0	0- 0				

RPI 1-25				RPI 26-50				RPI 51-100				RPI 101+				Team's RPI: 268
RPI	S	Opponent	Score	RPI	S	Opponent	Score	RPI	S	Opponent	Score	RPI	S	Opponent	Score	
24	H	Central Mich.	53 87	37	H	Buffalo	59 61	74	A	Kent St.	51 55	140	A	Akron	62 69	
				39	A	Ohio	56 70	74	H	Kent St.	52 56	140	H	Akron	59 72	
				45	H	Michigan	42 79	86	A	Toledo	63 73	141	H	New Mexico St.	54 66	
				48	H	Miami (OH)	62 81	86	H	Toledo	57 80	204	A	Ole Miss	66 69	
								99	A	Northern Ill.	64 77	205	A	Eastern Mich.	61 64	
												205	H	Eastern Mich.	71 68	
												210	A	Ball St.	65 62	
												223	A	Bowling Green	84 82	
												244	H	Loyola Chicago	53 64	
												255	N	North Dakota	50 62	
												304	A	Fla. Atlantic	69 59	
												327	H	Eastern Ky.	64 53	
												333	A	Detroit Mercy	54 44	
												334	H	Purdue Fort Wayne	69 61	
												347	N	Florida A&M	69 50	
LAST 12 Division I GAMES:																
				86	A	Toledo	63 73	74	A	Kent St.	51 55					
				205	H	Eastern Mich.	71 68	48	H	Miami (OH)	62 81					
				74	H	Kent St.	52 56	99	A	Northern Ill.	64 77					
				39	A	Ohio	56 70	210	A	Ball St.	65 62					
				24	H	Central Mich.	53 87	37	H	Buffalo	59 61					
				140	A	Akron	62 69	86	H	Toledo	57 80					

Non-Div I Games: Saginaw Valley 75 51

Western Mich.

■ Loss,
■ Non-Conf,
■ S Site,
■ H Home
■ A Away
N Neutral

Average RPI Win:	224	WON-LOST	WINNING	LAST 10	STRENGTH OF	OPP. STRENGTH	TEAM	ADJ.	CONF.	ADJ CONF.
Average RPI Loss:	123	RECORD	PCT. RANK	GAMES	SCHEDULE	OF SCHEDULE	RPI	RPI	RPI	RPI
DIV. I ONLY	11- 16	227	0- 1	174	121	246	246	9	9	
DIV. I NON-CONF.	7- 6	153	0- 1	235	234	253	253	8	8	
TOTALS	RPI 1-25	RPI 26-50	W-L RECORDS	RPI 51-100	RPI 101-150	RPI 150+				
11- 16	0- 2	0- 1	OVERALL	1- 1	0- 7	10- 5				
9- 8	0- 2	0- 0	HOME	1- 0	0- 3	8- 3				
2- 5	0- 0	0- 0	AWAY	0- 1	0- 2	2- 2				
0- 3	0- 0	0- 1	NEUTRAL	0- 0	0- 2	0- 0				
7- 6	0- 0	0- 1	NON-CONFERENCE	1- 0	0- 4	6- 1				
7- 3	0- 0	0- 0	HOME	1- 0	0- 2	6- 1				
0- 0	0- 0	0- 0	AWAY	0- 0	0- 0	0- 0				
0- 3	0- 0	0- 1	NEUTRAL	0- 0	0- 2	0- 0				
4- 10	0- 2	0- 0	CONFERENCE	0- 1	0- 3	4- 4				
2- 5	0- 2	0- 0	HOME	0- 0	0- 1	2- 2				
2- 5	0- 0	0- 0	AWAY	0- 1	0- 2	2- 2				
0- 0	0- 0	0- 0	NEUTRAL	0- 0	0- 0	0- 0				

RPI 1-25				RPI 26-50				RPI 51-100				RPI 101+ Team's RPI: 246			
RPI	S	Opponent	Score	RPI	S	Opponent	Score	RPI	S	Opponent	Score	RPI	S	Opponent	Score
6	H	UConn	47 84	33	N	South Dakota	64 73	70	H	Missouri St.	63 60	103	H	Houston	58 66
16	H	UCF	49 57					84	A	Cincinnati	54 82	105	H	Creighton	71 83
												111	N	Northwestern	43 65
												123	A	South Fla.	46 55
												129	H	Oklahoma St.	47 60
												143	N	Washington St.	59 85
												150	A	Tulsa	49 63
												154	H	Tennessee Tech	45 55
												165	A	Tulane	62 44
												170	H	Temple	40 65
												174	H	Louisiana Tech	70 56
												185	H	Sam Houston St.	63 55
												203	H	Grambling	70 61
												209	A	Memphis	57 48
												209	H	Memphis	50 71
												211	A	SMU	50 78
												211	H	SMU	53 42
												220	A	East Carolina	56 78
												220	H	East Carolina	57 47
												337	H	Houston Baptist	68 50
												345	H	Ark.-Pine Bluff	76 39
												349	H	Savannah St.	66 50
LAST 12 Division I GAMES:															
143	N	Washington St.	59 85	209	A	Memphis	57 48								
6	H	UConn	47 84	170	H	Temple	40 65								
123	A	South Fla.	46 55	220	H	East Carolina	57 47								
16	H	UCF	49 57	165	A	Tulane	62 44								
211	H	SMU	53 42	103	H	Houston	58 66								
84	A	Cincinnati	54 82	211	A	SMU	50 78								

Non-Div I Games:

Wichita St.

■ Loss,
■ Non-Conf,
■ S Site,
■ H Home
■ A Away
N Neutral

William & Mary

Through Games Of Feb. 27, 2019

Average RPI Win:	221	WON-LOST	WINNING	LAST 10	STRENGTH OF	OPP. STRENGTH	TEAM	ADJ.	CONF.	ADJ CONF.
Average RPI Loss:	128	RECORD	PCT. RANK	GAMES	SCHEDULE	OF SCHEDULE	RPI	RPI	RPI	RPI
DIV. I ONLY	12- 13	188	0- 1	144	181	171	171	10	10	
DIV. I NON-CONF.	7- 4	108	0- 0	187	297	118	118	10	10	
TOTALS	RPI 1-25	RPI 26-50	W-L RECORDS	RPI 51-100	RPI 101-150	RPI 150+				
12- 13	0- 0	0- 2	OVERALL	0- 2	2- 6	10- 3				
6- 6	0- 0	0- 1	HOME	0- 1	1- 3	5- 1				
6- 7	0- 0	0- 1	AWAY	0- 1	1- 3	5- 2				
0- 0	0- 0	0- 0	NEUTRAL	0- 0	0- 0	0- 0				
7- 4	0- 0	0- 0	NON-CONFERENCE	0- 1	0- 2	7- 1				
4- 1	0- 0	0- 0	HOME	0- 0	0- 1	4- 0				
3- 3	0- 0	0- 0	AWAY	0- 1	0- 1	3- 1				
0- 0	0- 0	0- 0	NEUTRAL	0- 0	0- 0	0- 0				
5- 9	0- 0	0- 2	CONFERENCE	0- 1	2- 4	3- 2				
2- 5	0- 0	0- 1	HOME	0- 1	1- 2	1- 1				
3- 4	0- 0	0- 1	AWAY	0- 0	1- 2	2- 1				
0- 0	0- 0	0- 0	NEUTRAL	0- 0	0- 0	0- 0				

RPI S	Opponent	Score	RPI S	Opponent	Score	RPI S	Opponent	Score	RPI S	Opponent	Score	Team's RPI: 171
36	A James Madison	48 65	36	H James Madison	65 78	64	H Drexel	58 62	107	H VCU	55 72	
									108	A Towson	80 69	
									108	H Towson	75 82	
									113	A Hartford	45 50	
									115	A Northeastern	74 88	
									122	A UNCW	58 66	
									122	H UNCW	70 64	
									148	H Delaware	59 70	
									157	A Davidson	65 76	
									195	H George Washington	73 59	
									217	A Elon	64 59	
									217	H Elon	65 60	
									219	A Hofstra	60 55	
									220	H East Carolina	63 43	
									220	H Howard	88 75	
									265	A Norfolk St.	55 44	
									276	H Richmond	65 55	
									288	A Col. of Charleston	77 79	
									288	H Col. of Charleston	54 66	
									293	A Fairfield	60 54	
									296	A Loyola Maryland	65 49	
LAST 12 Division I GAMES:												
36	H James Madison	65 78	148	H Delaware	59 70							
108	H Towson	75 82	108	A Towson	80 69							
217	A Elon	64 59	36	A James Madison	48 65							
122	A UNCW	58 66	217	H Elon	65 60							
288	A Col. of Charleston	77 79	288	H Col. of Charleston	54 66							
64	H Drexel	58 62	122	H UNCW	70 64							

Non-Div I Games:

William & Mary

Loss, Non-Conf, S Site, H Home A Away N Neutral

Winthrop

Through Games Of Feb. 27, 2019

Average RPI Win:	290	WON-LOST	WINNING	LAST 10	STRENGTH OF	OPP. STRENGTH	TEAM	ADJ.	CONF.	ADJ CONF.
Average RPI Loss:	199	RECORD	PCT. RANK	GAMES	SCHEDULE	OF SCHEDULE	RPI	RPI	RPI	RPI
DIV. I ONLY	10- 15	231	0- 1	328	314	290	290	27	27	
DIV. I NON-CONF.	4- 6	212	0- 0	318	322	276	276	29	29	
TOTALS	RPI 1-25	RPI 26-50	W-L RECORDS	RPI 51-100	RPI 101-150	RPI 150+				
10- 15	0- 0	0- 1	OVERALL	0- 3	0- 1	10- 10				
5- 6	0- 0	0- 0	HOME	0- 1	0- 0	5- 5				
5- 9	0- 0	0- 1	AWAY	0- 2	0- 1	5- 5				
0- 0	0- 0	0- 0	NEUTRAL	0- 0	0- 0	0- 0				
4- 6	0- 0	0- 1	NON-CONFERENCE	0- 1	0- 0	4- 4				
2- 1	0- 0	0- 0	HOME	0- 0	0- 0	2- 1				
2- 5	0- 0	0- 1	AWAY	0- 1	0- 0	2- 3				
0- 0	0- 0	0- 0	NEUTRAL	0- 0	0- 0	0- 0				
6- 9	0- 0	0- 0	CONFERENCE	0- 2	0- 1	6- 6				
3- 5	0- 0	0- 0	HOME	0- 1	0- 0	3- 4				
3- 4	0- 0	0- 0	AWAY	0- 1	0- 1	3- 2				
0- 0	0- 0	0- 0	NEUTRAL	0- 0	0- 0	0- 0				

RPI S	Opponent	Score	RPI S	Opponent	Score	RPI S	Opponent	Score	RPI S	Opponent	Score	Team's RPI: 290
36	A James Madison	39 56	80	A Radford	49 70	124	A High Point	54 56				
			80	H Radford	57 79	183	A Wisconsin	41 76				
			98	A Georgia	39 85	188	A UNC Asheville	36 70				
						188	H UNC Asheville	43 55				
						199	H Hampton	63 84				
						215	A Campbell	59 46				
						217	H Elon	58 57				
						247	A Gardner-Webb	64 62				
						247	H Gardner-Webb	52 65				
						262	A Wofford	53 70				
						283	A Ga. Southern	55 64				
						288	A Col. of Charleston	71 64				
						294	H Charleston So.	57 52				
						301	A South Carolina St.	58 50				
						331	A Presbyterian	62 54				
						331	H Presbyterian	55 52				
						335	H Longwood	77 69				
						338	H Western Caro.	57 65				
						340	H N.C. Central	66 41				
						342	A USC Upstate	49 58				
						342	H USC Upstate	50 76				
LAST 12 Division I GAMES:												
342	A USC Upstate	49 58	124	A High Point	54 56							
80	H Radford	57 79	331	H Presbyterian	55 52							
188	H UNC Asheville	43 55	199	H Hampton	63 84							
247	H Gardner-Webb	52 65	247	A Gardner-Webb	64 62							
331	A Presbyterian	62 54	215	A Campbell	59 46							
188	A UNC Asheville	36 70	80	A Radford	49 70							

Non-Div I Games: Newberry

63 67

Winthrop

Loss, Non-Conf, S Site, H Home A Away N Neutral

Average RPI Win:	204	WON-LOST	WINNING	LAST 10	STRENGTH OF	OPP. STRENGTH	TEAM	ADJ.	CONF.	ADJ CONF.
Average RPI Loss:	84	RECORD	PCT. RANK	GAMES	SCHEDULE	OF SCHEDULE	RPI	RPI	RPI	RPI
DIV. I ONLY	13- 15	194	0- 1	149	80	183	183	5	5	
DIV. I NON-CONF.	9- 3	61	0- 0	307	241	169	169	6	6	
TOTALS	RPI 1-25	RPI 26-50	W-L RECORDS	RPI 51-100	RPI 101-150	RPI 150+				
13- 15	0- 2	1- 2	OVERALL	2- 5	2- 5	8- 1				
10- 5	0- 0	1- 1	HOME	2- 2	1- 2	6- 0				
1- 9	0- 2	0- 1	AWAY	0- 2	0- 3	1- 1				
2- 1	0- 0	0- 0	NEUTRAL	0- 1	1- 0	1- 0				
9- 3	0- 0	0- 0	NON-CONFERENCE	0- 3	2- 0	7- 0				
6- 1	0- 0	0- 0	HOME	0- 1	1- 0	5- 0				
1- 1	0- 0	0- 0	AWAY	0- 1	0- 0	1- 0				
2- 1	0- 0	0- 0	NEUTRAL	0- 1	1- 0	1- 0				
4- 12	0- 2	1- 2	CONFERENCE	2- 2	0- 5	1- 1				
4- 4	0- 0	1- 1	HOME	2- 1	0- 2	1- 0				
0- 8	0- 2	0- 1	AWAY	0- 1	0- 3	0- 1				
0- 0	0- 0	0- 0	NEUTRAL	0- 0	0- 0	0- 0				

RPI	S	Opponent	Score	RPI	S	Opponent	Score	RPI	S	Opponent	Score	RPI	S	Opponent	Score	Team's RPI: 183
8	A	Iowa	53 71	26	A	Rutgers	53 73	53	H	Indiana	68 75	106	A	Minnesota	56 74	
13	A	Maryland	57 75	40	H	Michigan St.	79 62	76	A	Green Bay	46 55	106	H	Minnesota	50 78	
				45	H	Michigan	70 76	77	H	Purdue	76 69	111	A	Northwestern	46 72	
								78	A	Ohio St.	68 70	125	N	Pittsburgh	57 42	
								83	H	Duke	53 60	127	A	Penn St.	64 71	
								85	H	Nebraska	70 69	127	H	Penn St.	59 65	
								87	N	Arkansas	68 69	133	H	IUPUI	65 64	
												194	A	Milwaukee	68 57	
												201	H	Marshall	67 49	
												212	A	Illinois	68 78	
												212	H	Illinois	75 67	
												290	H	Winthrop	76 41	
												298	N	Tennessee St.	58 53	
												317	H	North Dakota St.	64 53	
												332	H	Evansville	96 60	
												350	H	Chicago St.	85 38	
LAST 12 Division I GAMES:																
26	A	Rutgers	53 73	13	A	Maryland	57 75									
212	H	Illinois	75 67	85	H	Nebraska	70 69									
78	A	Ohio St.	68 70	127	H	Penn St.	59 65									
40	H	Michigan St.	79 62	111	A	Northwestern	46 72									
212	A	Illinois	68 78	106	H	Minnesota	50 78									
45	H	Michigan	70 76	53	H	Indiana	68 75									

Non-Div I Games:

Wisconsin

 Loss,
 Non-Conf,
 S Site,
 H Home
 A Away
N Neutral

Average RPI Win: 279	WON-LOST	WINNING	LAST 10	STRENGTH OF	OPP. STRENGTH	TEAM	ADJ.	CONF.	ADJ CONF.
Average RPI Loss: 191	RECORD	PCT. RANK	GAMES	SCHEDULE	OF SCHEDULE	RPI	RPI	RPI	RPI
DIV. I ONLY	12- 12	170	1- 0	347	220	262	262	28	28
DIV. I NON-CONF.	5- 7	206	0- 0	319	233	248	248	24	24
TOTALS	RPI 1-25	RPI 26-50	W-L RECORDS	RPI 51-100	RPI 101-150	RPI 150+			
12- 12	0- 0	0- 2	OVERALL	0- 0	0- 2	12- 8			
9- 1	0- 0	0- 0	HOME	0- 0	0- 0	9- 1			
3- 11	0- 0	0- 2	AWAY	0- 0	0- 2	3- 7			
0- 0	0- 0	0- 0	NEUTRAL	0- 0	0- 0	0- 0			
5- 7	0- 0	0- 2	NON-CONFERENCE	0- 0	0- 2	5- 3			
3- 0	0- 0	0- 0	HOME	0- 0	0- 0	3- 0			
2- 7	0- 0	0- 2	AWAY	0- 0	0- 2	2- 3			
0- 0	0- 0	0- 0	NEUTRAL	0- 0	0- 0	0- 0			
7- 5	0- 0	0- 0	CONFERENCE	0- 0	0- 0	7- 5			
6- 1	0- 0	0- 0	HOME	0- 0	0- 0	6- 1			
1- 4	0- 0	0- 0	AWAY	0- 0	0- 0	1- 4			
0- 0	0- 0	0- 0	NEUTRAL	0- 0	0- 0	0- 0			

RPI 1-25				RPI 26-50				RPI 51-100				RPI 101+ Team's RPI: 262			
RPI	S	Opponent	Score	RPI	S	Opponent	Score	RPI	S	Opponent	Score	RPI	S	Opponent	Score
				41	A	Georgia Tech	40 81					118	A	Charlotte	63 85
				42	A	Clemson	77 85					141	A	Appalachian St.	70 94
												153	H	Mercer	79 81
												162	A	Chattanooga	82 89
												162	H	Chattanooga	64 60
												188	A	UNC Asheville	46 60
												216	A	Furman	50 63
												216	H	Furman	84 75
												247	H	Gardner-Webb	59 53
												256	A	ETSU	79 92
												256	H	ETSU	77 74
												283	A	Ga. Southern	81 65
												286	H	Samford	71 62
												288	H	Col. of Charleston	78 58
												290	H	Winthrop	70 53
												305	A	UNC Greensboro	61 77
												305	H	UNC Greensboro	93 66
												331	A	Presbyterian	50 61
												335	A	Longwood	101 72
												338	A	Western Caro.	63 55
												338	H	Western Caro.	91 65
												340	A	N.C. Central	59 66
LAST 12 Division I GAMES:															
				216	H	Furman	84 75					153	H	Mercer	79 81
				162	H	Chattanooga	64 60					216	A	Furman	50 63
				256	H	ETSU	77 74					256	A	ETSU	79 92
				338	A	Western Caro.	63 55					162	A	Chattanooga	82 89
				305	A	UNC Greensboro	61 77					305	H	UNC Greensboro	93 66
				286	H	Samford	71 62					338	H	Western Caro.	91 65

Non-Div I Games: Warren Wilson 107 30 Southern Wesleyan 110 47 Brevard 106 52

Wofford

Average RPI Win:	211	WON-LOST	WINNING	LAST 10	STRENGTH OF	OPP. STRENGTH	TEAM	ADJ.	CONF.	ADJ CONF.
Average RPI Loss:	113	RECORD	PCT. RANK	GAMES	SCHEDULE	OF SCHEDULE	RPI	RPI	RPI	RPI
DIV. I ONLY	21- 6	34	1- 0	166	204	62	62	21	21	
DIV. I NON-CONF.	7- 4	108	0- 0	78	163	53	53	18	18	
TOTALS	RPI 1-25	RPI 26-50	W-L RECORDS	RPI 51-100	RPI 101-150	RPI 150+				
21- 6	0- 0	0- 1	OVERALL	3- 2	4- 2	14- 1				
10- 1	0- 0	0- 0	HOME	2- 1	2- 0	6- 0				
7- 5	0- 0	0- 1	AWAY	0- 1	1- 2	6- 1				
4- 0	0- 0	0- 0	NEUTRAL	1- 0	1- 0	2- 0				
7- 4	0- 0	0- 1	NON-CONFERENCE	2- 1	1- 1	4- 1				
1- 1	0- 0	0- 0	HOME	1- 1	0- 0	0- 0				
2- 3	0- 0	0- 1	AWAY	0- 0	0- 1	2- 1				
4- 0	0- 0	0- 0	NEUTRAL	1- 0	1- 0	2- 0				
14- 2	0- 0	0- 0	CONFERENCE	1- 1	3- 1	10- 0				
9- 0	0- 0	0- 0	HOME	1- 0	2- 0	6- 0				
5- 2	0- 0	0- 0	AWAY	0- 1	1- 1	4- 0				
0- 0	0- 0	0- 0	NEUTRAL	0- 0	0- 0	0- 0				

RPI 1-25				RPI 26-50				RPI 51-100				Team's RPI: 62	RPI 101+			
RPI	S	Opponent	Score	RPI	S	Opponent	Score	RPI	S	Opponent	Score		RPI	S	Opponent	Score
				40	A	Michigan St.	68 84						118	A	Charlotte	85 88
								57	H	Belmont	63 79		119	A	Youngstown St.	68 83
								64	N	Drexel	71 63		119	H	Youngstown St.	70 65
								74	H	Kent St.	61 55		133	A	IUPUI	78 75
								76	A	Green Bay	37 56		133	H	IUPUI	66 59
								76	H	Green Bay	85 67		134	N	Marist	76 60
													194	A	Milwaukee	73 69
													194	H	Milwaukee	61 57
													200	A	UNLV	68 52
													207	N	Stetson	57 44
													219	N	Hofstra	93 64
													253	A	Northern Ky.	61 55
													253	H	Northern Ky.	78 56
													266	A	CSU Bakersfield	74 76
													282	A	Manhattan	60 44
													284	A	Cleveland St.	70 65
													284	H	Cleveland St.	78 52
													309	H	Oakland	69 58
													333	H	Detroit Mercy	78 59
													339	A	UIC	79 46
													339	H	UIC	72 47
LAST 12 Division I GAMES:																
				119	H	Youngstown St.	70 65					339	H	UIC	72 47	
				284	H	Cleveland St.	78 52					333	H	Detroit Mercy	78 59	
				253	H	Northern Ky.	78 56					309	H	Oakland	69 58	
				76	A	Green Bay	37 56					284	A	Cleveland St.	70 65	
				194	A	Milwaukee	73 69					119	A	Youngstown St.	68 83	
				133	H	IUPUI	66 59					253	A	Northern Ky.	61 55	

Non-Div I Games: Kentucky St. 83 53

Wright St.

■ Loss,
 ■ Non-Conf,
 ■ S Site,
 ■ Home
 ■ A Away
 N Neutral

Wyoming

Through Games Of Feb. 27, 2019

Average RPI Win:	184	WON-LOST	WINNING	LAST 10	STRENGTH OF	OPP. STRENGTH	TEAM	ADJ.	CONF.	ADJ CONF.
Average RPI Loss:	90	RECORD	PCT. RANK	GAMES	SCHEDULE	OF SCHEDULE	RPI	RPI	RPI	RPI
DIV. I ONLY	16- 6	58	0- 1	100	130	56	56	15	15	
DIV. I NON-CONF.	5- 2	82	0- 0	26	69	22	22	13	13	
TOTALS	RPI 1-25	RPI 26-50	W-L RECORDS	RPI 51-100	RPI 101-150	RPI 150+				
16- 6	0- 0	1- 0	OVERALL	3- 5	1- 0	11- 1				
10- 2	0- 0	1- 0	HOME	2- 2	1- 0	6- 0				
5- 4	0- 0	0- 0	AWAY	1- 3	0- 0	4- 1				
1- 0	0- 0	0- 0	NEUTRAL	0- 0	0- 0	1- 0				
5- 2	0- 0	1- 0	NON-CONFERENCE	1- 2	1- 0	2- 0				
4- 0	0- 0	1- 0	HOME	1- 0	1- 0	1- 0				
0- 2	0- 0	0- 0	AWAY	0- 2	0- 0	0- 0				
1- 0	0- 0	0- 0	NEUTRAL	0- 0	0- 0	1- 0				
11- 4	0- 0	0- 0	CONFERENCE	2- 3	0- 0	9- 1				
6- 2	0- 0	0- 0	HOME	1- 2	0- 0	5- 0				
5- 2	0- 0	0- 0	AWAY	1- 1	0- 0	4- 1				
0- 0	0- 0	0- 0	NEUTRAL	0- 0	0- 0	0- 0				

RPI S	Opponent	Score	RPI S	Opponent	Score	RPI S	Opponent	Score	RPI S	Opponent	Score
29	H South Dakota St.	77 70	54	H New Mexico	75 78	136	H Montana St.	66 58			
			55	A Saint Mary's (CA)	84 90	161	H Denver	78 74			
			60	A Boise St.	64 72	176	N North Texas	53 49			
			60	H Boise St.	64 52	184	A Utah St.	42 50			
			89	H Idaho	64 61	184	H Utah St.	53 35			
			93	A Pacific	64 70	200	A UNLV	64 49			
			96	A Fresno St.	63 56	200	H UNLV	90 62			
			96	H Fresno St.	64 66	224	A Nevada	55 51			
						240	H San Diego St.	87 45			
						274	A Colorado St.	60 49			
						274	H Colorado St.	56 32			
						292	H Air Force	80 60			
						302	A San Jose St.	70 56			
LAST 12 Division I GAMES:											
96	H Fresno St.	64 66	292	H Air Force	80 60						
274	H Colorado St.	56 32	96	A Fresno St.	63 56						
200	A UNLV	64 49	60	H Boise St.	64 52						
224	A Nevada	55 51	302	A San Jose St.	70 56						
184	H Utah St.	53 35	54	H New Mexico	75 78						
274	A Colorado St.	60 49	184	A Utah St.	42 50						

Non-Div I Games: Chadron St. 80 33 UC-Colo. Springs 98 37

Wyoming

Loss, Non-Conf, S Site, H Home A Away N Neutral

Average RPI Win:	227	WON-LOST	WINNING	LAST 10	STRENGTH OF	OPP. STRENGTH	TEAM	ADJ.	CONF.	ADJ CONF.
Average RPI Loss:	72	RECORD	PCT. RANK	GAMES	SCHEDULE	OF SCHEDULE	RPI	RPI	RPI	RPI
DIV. I ONLY	11- 16	227	0- 1	103	85	186	186	6	6	
DIV. I NON-CONF.	9- 2	43	0- 0	277	318	131	131	4	4	
TOTALS	RPI 1-25	RPI 26-50	W-L RECORDS	RPI 51-100	RPI 101-150	RPI 150+				
11- 16	0- 4	0- 1	OVERALL	0- 4	3- 7	8- 0				
9- 7	0- 2	0- 0	HOME	0- 1	1- 4	8- 0				
2- 9	0- 2	0- 1	AWAY	0- 3	2- 3	0- 0				
0- 0	0- 0	0- 0	NEUTRAL	0- 0	0- 0	0- 0				
9- 2	0- 0	0- 0	NON-CONFERENCE	0- 1	1- 1	8- 0				
8- 1	0- 0	0- 0	HOME	0- 0	0- 1	8- 0				
1- 1	0- 0	0- 0	AWAY	0- 1	1- 0	0- 0				
0- 0	0- 0	0- 0	NEUTRAL	0- 0	0- 0	0- 0				
2- 14	0- 4	0- 1	CONFERENCE	0- 3	2- 6	0- 0				
1- 6	0- 2	0- 0	HOME	0- 1	1- 3	0- 0				
1- 8	0- 2	0- 1	AWAY	0- 2	1- 3	0- 0				
0- 0	0- 0	0- 0	NEUTRAL	0- 0	0- 0	0- 0				

RPI	S	Opponent	Score	RPI	S	Opponent	Score	RPI	S	Opponent	Score	RPI	S	Opponent	Score	Team's RPI: 186
10	A	Marquette	53 79	50	A	Villanova	71 75	52	A	Butler	38 63	104	A	St. John's (NY)	41 70	
10	H	Marquette	44 90					52	H	Butler	41 63	104	H	St. John's (NY)	57 76	
25	A	DePaul	48 81					84	A	Cincinnati	61 79	105	A	Creighton	62 66	
25	H	DePaul	71 73					94	A	Georgetown	61 68	105	H	Creighton	52 53	
												106	H	Minnesota	53 78	
												114	A	Providence	58 71	
												114	H	Providence	55 63	
												128	A	Wake Forest	62 50	
												138	A	Seton Hall	80 76	
												138	H	Seton Hall	63 62	
												154	H	Tennessee Tech	70 60	
												177	H	North Ala.	94 81	
												223	H	Bowling Green	65 49	
												258	H	Alabama St.	87 58	
												291	H	New Orleans	61 45	
												293	H	Fairfield	48 35	
												343	H	Delaware St.	80 59	
												350	H	Chicago St.	91 57	
LAST 12 Division I GAMES:																
10	A	Marquette	53 79	138	A	Seton Hall	80 76									
25	A	DePaul	48 81	25	H	DePaul	71 73									
105	H	Creighton	52 53	10	H	Marquette	44 90									
114	H	Providence	55 63	114	A	Providence	58 71									
52	A	Butler	38 63	105	A	Creighton	62 66									
104	A	St. John's (NY)	41 70	52	H	Butler	41 63									

Non-Div I Games:

Xavier

Average RPI Win:	226	WON-LOST	WINNING	LAST 10	STRENGTH OF	OPP. STRENGTH	TEAM	ADJ.	CONF.	ADJ CONF.
Average RPI Loss:	133	RECORD	PCT. RANK	GAMES	SCHEDULE	OF SCHEDULE	RPI	RPI	RPI	RPI
DIV. I ONLY	15- 10	117	1- 0	157	247	116	116	11	11	
DIV. I NON-CONF.	10- 5	91	1- 0	166	328	81	81	11	11	
TOTALS	RPI 1-25	RPI 26-50	W-L RECORDS	RPI 51-100	RPI 101-150	RPI 150+				
15- 10	0- 0	0- 0	OVERALL	2- 5	1- 2	12- 3				
7- 1	0- 0	0- 0	HOME	1- 0	0- 0	6- 1				
5- 9	0- 0	0- 0	AWAY	1- 5	1- 2	3- 2				
3- 0	0- 0	0- 0	NEUTRAL	0- 0	0- 0	3- 0				
10- 5	0- 0	0- 0	NON-CONFERENCE	0- 3	1- 2	9- 0				
3- 0	0- 0	0- 0	HOME	0- 0	0- 0	3- 0				
4- 5	0- 0	0- 0	AWAY	0- 3	1- 2	3- 0				
3- 0	0- 0	0- 0	NEUTRAL	0- 0	0- 0	3- 0				
5- 5	0- 0	0- 0	CONFERENCE	2- 2	0- 0	3- 3				
4- 1	0- 0	0- 0	HOME	1- 0	0- 0	3- 1				
1- 4	0- 0	0- 0	AWAY	1- 2	0- 0	0- 2				
0- 0	0- 0	0- 0	NEUTRAL	0- 0	0- 0	0- 0				

RPI S	Opponent	Score	RPI S	Opponent	Score	RPI S	Opponent	Score	RPI S	Opponent	Score	Team's RPI: 116
						68	A Princeton	96 86	104	A St. John's (NY)	52 56	
						72	A Penn	48 54	114	A Providence	42 59	
						79	A SFA	57 67	119	A Youngstown St.	58 56	
						81	A Harvard	69 83	179	N Saint Louis	58 52	
						81	H Harvard	65 62	192	N N.C. A&T	59 49	
						84	A Cincinnati	52 66	198	A Dartmouth	54 56	
						99	A Northern Ill.	80 89	198	H Dartmouth	64 49	
									222	H Cornell	41 43	
									234	H Columbia	69 61	
									245	H Colgate	80 61	
									267	N Niagara	67 64	
									272	A Brown	71 86	
									272	H Brown	84 72	
									280	A Army West Point	62 51	
									281	A Vermont	58 55	
									310	A Wagner	74 41	
									318	H Central Conn. St.	58 46	
									341	H Saint Peter's	72 56	
LAST 12 Division I GAMES:												
192	N	N.C. A&T	59	49	234	H	Columbia	69	61			
79	A	SFA	57	67	72	A	Penn	48	54			
267	N	Niagara	67	64	68	A	Princeton	96	86			
81	A	Harvard	69	83	198	H	Dartmouth	64	49			
198	A	Dartmouth	54	56	81	H	Harvard	65	62			
222	H	Cornell	41	43	272	H	Brown	84	72			

Non-Div I Games:

Yale

■ Loss,
 ■ Non-Conf,
 ■ S Site,
 ■ Home
 ■ A Away
 N Neutral

Average RPI Win:	232	WON-LOST	WINNING	LAST 10	STRENGTH OF	OPP. STRENGTH	TEAM	ADJ.	CONF.	ADJ CONF.
Average RPI Loss:	120	RECORD	PCT. RANK	GAMES	SCHEDULE	OF SCHEDULE	RPI	RPI	RPI	RPI
DIV. I ONLY	18- 8	70	0- 1	221	229	119	119	21	21	
DIV. I NON-CONF.	6- 3	91	0- 0	81	221	71	71	18	18	
TOTALS	RPI 1-25	RPI 26-50	W-L RECORDS	RPI 51-100	RPI 101-150	RPI 150+				
18- 8	0- 0	0- 0	OVERALL	2- 4	3- 2	13- 2				
13- 1	0- 0	0- 0	HOME	2- 0	2- 1	9- 0				
5- 7	0- 0	0- 0	AWAY	0- 4	1- 1	4- 2				
0- 0	0- 0	0- 0	NEUTRAL	0- 0	0- 0	0- 0				
6- 3	0- 0	0- 0	NON-CONFERENCE	0- 2	2- 1	4- 0				
4- 1	0- 0	0- 0	HOME	0- 0	1- 1	3- 0				
2- 2	0- 0	0- 0	AWAY	0- 2	1- 0	1- 0				
0- 0	0- 0	0- 0	NEUTRAL	0- 0	0- 0	0- 0				
12- 5	0- 0	0- 0	CONFERENCE	2- 2	1- 1	9- 2				
9- 0	0- 0	0- 0	HOME	2- 0	1- 0	6- 0				
3- 5	0- 0	0- 0	AWAY	0- 2	0- 1	3- 2				
0- 0	0- 0	0- 0	NEUTRAL	0- 0	0- 0	0- 0				

RPI S	Opponent	Score	RPI S	Opponent	Score	RPI S	Opponent	Score	RPI S	Opponent	Score	Team's RPI: 119
						51	A Bucknell	68 73	116	H Yale	56 58	
						62	A Wright St.	65 70	125	A Pittsburgh	64 55	
						62	H Wright St.	83 68	133	A IUPUI	44 64	
						74	A Kent St.	34 62	133	H IUPUI	70 52	
						76	A Green Bay	42 60	140	H Akron	72 61	
						76	H Green Bay	70 59	194	A Milwaukee	68 71	
									194	H Milwaukee	67 47	
									197	H Robert Morris	69 59	
									229	H Saint Francis (PA)	80 56	
									244	H Loyola Chicago	74 63	
									253	A Northern Ky.	62 65	
									253	H Northern Ky.	77 66	
									279	A Canisius	62 36	
									284	H Cleveland St.	73 55	
									309	A Oakland	69 55	
									309	H Oakland	76 61	
									333	A Detroit Mercy	85 59	
									333	H Detroit Mercy	91 45	
									339	A UIC	83 59	
									339	H UIC	81 29	
LAST 12 Division I GAMES:												
						62	A Wright St.	65 70	333	H Detroit Mercy	91 45	
						253	A Northern Ky.	62 65	309	H Oakland	76 61	
						194	H Milwaukee	67 47	284	H Cleveland St.	73 55	
						76	H Green Bay	70 59	253	H Northern Ky.	77 66	
						339	A UIC	83 59	62	H Wright St.	83 68	
						133	A IUPUI	44 64	76	A Green Bay	42 60	

Non-Div I Games: Thiel 76 53 Carlow 90 31

Youngstown St.

Loss, Non-Conf, S Site, H Home A Away N Neutral