

Average RPI Win:	244	WON-LOST	WINNING	LAST 10	STRENGTH OF	OPP. STRENGTH	TEAM	ADJ.	CONF.	ADJ CONF.
Average RPI Loss:	137	RECORD	PCT. RANK	GAMES	SCHEDULE	OF SCHEDULE	RPI	RPI	RPI	RPI
DIV. I ONLY	17- 7	54	9-1	184	279	91	91	23	23	
DIV. I NON-CONF.	3- 4	201	0	177	244	148	148	24	24	
TOTALS	RPI 1-25	RPI 26-50	W-L RECORDS	RPI 51-100	RPI 101-150	RPI 150+				
17- 7	0- 2	0- 0	OVERALL	0- 2	2- 0	15- 3				
8- 1	0- 0	0- 0	HOME	0- 1	1- 0	7- 0				
8- 6	0- 2	0- 0	AWAY	0- 1	1- 0	7- 3				
1- 0	0- 0	0- 0	NEUTRAL	0- 0	0- 0	1- 0				
3- 4	0- 2	0- 0	NON-CONFERENCE	0- 0	0- 0	3- 2				
1- 0	0- 0	0- 0	HOME	0- 0	0- 0	1- 0				
1- 4	0- 2	0- 0	AWAY	0- 0	0- 0	1- 2				
1- 0	0- 0	0- 0	NEUTRAL	0- 0	0- 0	1- 0				
14- 3	0- 0	0- 0	CONFERENCE	0- 2	2- 0	12- 1				
7- 1	0- 0	0- 0	HOME	0- 1	1- 0	6- 0				
7- 2	0- 0	0- 0	AWAY	0- 1	1- 0	6- 1				
0- 0	0- 0	0- 0	NEUTRAL	0- 0	0- 0	0- 0				

RPI 1-25				RPI 26-50				RPI 51-100 Team's RPI: 91				RPI 101+			
RPI	S	Opponent	Score	RPI	S	Opponent	Score	RPI	S	Opponent	Score	RPI	S	Opponent	Score
10	A	Missouri St.	51 79					97	A	SFA	49 72	105	A	Abilene Christian	70 58
14	A	Texas A&M	48 85					97	H	SFA	44 66	105	H	Abilene Christian	68 59
												151	H	Sam Houston St.	57 54
												158	A	New Orleans	83 53
												158	H	New Orleans	43 40
												239	A	Southeastern La.	44 48
												239	H	Southeastern La.	49 48
												243	H	Central Ark.	67 47
												247	A	South Alabama	82 83
												257	A	Incarnate Word	64 38
												258	A	Texas St.	48 57
												269	H	Nicholls St.	55 49
												273	A	Lamar University	64 56
												273	H	Lamar University	49 39
												292	N	Prairie View	64 52
												314	A	UTRGV	59 54
												314	H	UTRGV	61 50
												318	A	Houston Baptist	75 65
												335	A	Northwestern St.	72 59
												343	A	McNeese	73 59
LAST 10 Division I															
158	H	New Orleans	43 40	343	A	McNeese	73 59								
273	A	Lamar University	64 56	318	A	Houston Baptist	75 65								
239	H	Southeastern La.	49 48	151	H	Sam Houston St.	57 54								
105	H	Abilene Christian	68 59	257	A	Incarnate Word	64 38								
97	A	SFA	49 72	158	A	New Orleans	83 53								

Non-Div I Games: UNKNOWN 75 55 Huston-Tillotson 63 49 Texas Wesleyan 90 52

A&M-Corpus Christi

Loss, Non-Conf, S Site, H Home A Away N Neutral

Average RPI Win:	246	WON-LOST	WINNING	LAST 10	STRENGTH OF	OPP. STRENGTH	TEAM	ADJ.	CONF.	ADJ CONF.
Average RPI Loss:	120	RECORD	PCT. RANK	GAMES	SCHEDULE	OF SCHEDULE	RPI	RPI	RPI	RPI
DIV. I ONLY	17- 5	35	7-3	274	259	105	105	23	23	
DIV. I NON-CONF.	4- 1	51	0	253	121	64	64	24	24	
TOTALS	RPI 1-25	RPI 26-50	W-L RECORDS	RPI 51-100	RPI 101-150	RPI 150+				
17- 5	0- 0	0- 0	OVERALL	0- 4	1- 0	16- 1				
8- 2	0- 0	0- 0	HOME	0- 1	0- 0	8- 1				
9- 3	0- 0	0- 0	AWAY	0- 3	1- 0	8- 0				
0- 0	0- 0	0- 0	NEUTRAL	0- 0	0- 0	0- 0				
4- 1	0- 0	0- 0	NON-CONFERENCE	0- 1	1- 0	3- 0				
2- 0	0- 0	0- 0	HOME	0- 0	0- 0	2- 0				
2- 1	0- 0	0- 0	AWAY	0- 1	1- 0	1- 0				
0- 0	0- 0	0- 0	NEUTRAL	0- 0	0- 0	0- 0				
13- 4	0- 0	0- 0	CONFERENCE	0- 3	0- 0	13- 1				
6- 2	0- 0	0- 0	HOME	0- 1	0- 0	6- 1				
7- 2	0- 0	0- 0	AWAY	0- 2	0- 0	7- 0				
0- 0	0- 0	0- 0	NEUTRAL	0- 0	0- 0	0- 0				

RPI 1-25			RPI 26-50			RPI 51-100			RPI 101+			Team's RPI: 105
RPI	S	Opponent	Score	RPI	S	Opponent	Score	RPI	S	Opponent	Score	
						66	A Oklahoma	65	78	137	A Portland	76 69
						91	A A&M-Corpus Christi	59	68	151	A Sam Houston St.	81 73
						91	H A&M-Corpus Christi	58	70	151	H Sam Houston St.	94 91
						97	A SFA	59	69	153	A Wright St.	83 64
										158	H New Orleans	76 62
										239	A Southeastern La.	68 62
										239	H Southeastern La.	61 53
										243	A Central Ark.	74 64
										257	H Incarnate Word	70 71
										266	H Tulsa	73 63
										269	A Nicholls St.	95 84
										273	A Lamar University	75 49
										273	H Lamar University	78 72
										318	A Houston Baptist	84 79
										318	H Houston Baptist	71 54
										319	H New Mexico St.	67 54
										335	H Northwestern St.	84 69
										343	A McNeese	90 73
LAST 10 Division I												
						151	H Sam Houston St.	94	91	273	A Lamar University	75 49
						239	A Southeastern La.	68	62	335	H Northwestern St.	84 69
						318	A Houston Baptist	84	79	257	H Incarnate Word	70 71
						91	A A&M-Corpus Christi	59	68	97	A SFA	59 69
						318	H Houston Baptist	71	54	243	A Central Ark.	74 64

Non-Div I Games: Howard Payne 96 38 Schreiner 110 37 Southwest (NM) 104 52 McMurry 111 43
Abilene Christian

Loss, Non-Conf, S Site, H Home A Away N Neutral

Average RPI Win:	219	WON-LOST	WINNING	LAST 10	STRENGTH OF	OPP. STRENGTH	TEAM	ADJ.	CONF.	ADJ CONF.
Average RPI Loss:	185	RECORD	PCT. RANK	GAMES	SCHEDULE	OF SCHEDULE	RPI	RPI	RPI	RPI
DIV. I ONLY	7- 20	304	4-6	187	232	280	280	17	17	
DIV. I NON-CONF.	1- 9	326	0	267	270	338	338	19	19	
TOTALS	RPI 1-25	RPI 26-50	W-L RECORDS	RPI 51-100	RPI 101-150	RPI 150+				
7- 20	0- 0	0- 1	OVERALL	1- 4	0- 2	6- 13				
2- 10	0- 0	0- 0	HOME	1- 1	0- 2	1- 7				
5- 10	0- 0	0- 1	AWAY	0- 3	0- 0	5- 6				
0- 0	0- 0	0- 0	NEUTRAL	0- 0	0- 0	0- 0				
1- 9	0- 0	0- 1	NON-CONFERENCE	0- 1	0- 2	1- 5				
1- 3	0- 0	0- 0	HOME	0- 0	0- 2	1- 1				
0- 6	0- 0	0- 1	AWAY	0- 1	0- 0	0- 4				
0- 0	0- 0	0- 0	NEUTRAL	0- 0	0- 0	0- 0				
6- 11	0- 0	0- 0	CONFERENCE	1- 3	0- 0	5- 8				
1- 7	0- 0	0- 0	HOME	1- 1	0- 0	0- 6				
5- 4	0- 0	0- 0	AWAY	0- 2	0- 0	5- 2				
0- 0	0- 0	0- 0	NEUTRAL	0- 0	0- 0	0- 0				

RPI S	Opponent	Score	RPI S	Opponent	Score	RPI S	Opponent	Score	RPI S	Opponent	Score	Team's RPI: 280
28	A Arizona St.	56 87	54	A Tennessee	54 81	114	H San Diego	59 70	114	H San Diego	59 70	
			70	A Fresno St.	52 61	137	H Portland	56 72	137	H Portland	56 72	
			70	H Fresno St.	88 65	162	A San Jose St.	67 66	162	A San Jose St.	67 66	
			100	A Boise St.	61 70	162	H San Jose St.	60 68	162	H San Jose St.	60 68	
			100	H Boise St.	69 74	183	A Wyoming	52 68	183	A Wyoming	52 68	
						183	H Wyoming	63 65	183	H Wyoming	63 65	
						205	H UNLV	60 67	205	H UNLV	60 67	
						219	A New Mexico	79 66	219	A New Mexico	79 66	
						219	H New Mexico	53 75	219	H New Mexico	53 75	
						223	A Northern Colo.	62 72	223	A Northern Colo.	62 72	
						228	A Cal St. Fullerton	70 79	228	A Cal St. Fullerton	70 79	
						234	A San Diego St.	51 49	234	A San Diego St.	51 49	
						242	A Nevada	68 61	242	A Nevada	68 61	
						242	H Nevada	67 71	242	H Nevada	67 71	
						274	A Colorado St.	40 60	274	A Colorado St.	40 60	
						282	A Utah St.	62 45	282	A Utah St.	62 45	
						282	H Utah St.	52 53	282	H Utah St.	52 53	
						287	A Long Beach St.	68 74	287	A Long Beach St.	68 74	
						295	H Army West Point	66 68	295	H Army West Point	66 68	
						315	A Navy	59 67	315	A Navy	59 67	
						326	H NJIT	68 48	326	H NJIT	68 48	
LAST 10 Division I												
219	A New Mexico	79 66	234	A San Diego St.	51 49							
183	A Wyoming	52 68	242	H Nevada	67 71							
70	H Fresno St.	88 65	70	A Fresno St.	52 61							
162	A San Jose St.	67 66	162	H San Jose St.	60 68							
100	H Boise St.	69 74	282	H Utah St.	52 53							

Non-Div I Games: Neb. Wesleyan 93 42

Air Force

■ Loss,
 ■ Non-Conf, S Site,
 ■ Home
 ■ Away
 N Neutral

Average RPI Win: 219	WON-LOST	WINNING	LAST 10	STRENGTH OF	OPP. STRENGTH	TEAM	ADJ.	CONF.	ADJ CONF.
Average RPI Loss: 111	RECORD	PCT. RANK	GAMES	SCHEDULE	OF SCHEDULE	RPI	RPI	RPI	RPI
DIV. I ONLY	13- 13	172	5-5	132	170	155	155	10	10
DIV. I NON-CONF.	7- 4	100	0	210	322	145	145	9	9
TOTALS	RPI 1-25	RPI 26-50	W-L RECORDS	RPI 51-100	RPI 101-150	RPI 150+			
13- 13	0- 1	0- 1	OVERALL	1- 3	1- 5	11- 3			
6- 6	0- 1	0- 1	HOME	1- 0	0- 3	5- 1			
5- 7	0- 0	0- 0	AWAY	0- 3	1- 2	4- 2			
2- 0	0- 0	0- 0	NEUTRAL	0- 0	0- 0	2- 0			
7- 4	0- 0	0- 1	NON-CONFERENCE	0- 1	0- 1	7- 1			
3- 2	0- 0	0- 1	HOME	0- 0	0- 1	3- 0			
2- 2	0- 0	0- 0	AWAY	0- 1	0- 0	2- 1			
2- 0	0- 0	0- 0	NEUTRAL	0- 0	0- 0	2- 0			
6- 9	0- 1	0- 0	CONFERENCE	1- 2	1- 4	4- 2			
3- 4	0- 1	0- 0	HOME	1- 0	0- 2	2- 1			
3- 5	0- 0	0- 0	AWAY	0- 2	1- 2	2- 1			
0- 0	0- 0	0- 0	NEUTRAL	0- 0	0- 0	2- 0			

RPI 1-25				RPI 26-50				RPI 51-100				RPI 101+ Team's RPI: 155			
RPI	S	Opponent	Score	RPI	S	Opponent	Score	RPI	S	Opponent	Score	RPI	S	Opponent	Score
17	H	Central Mich.	72 77	32	H	Michigan	71 80	60	A	Ohio	57 70	102	A	Kent St.	50 68
								60	H	Ohio	79 76	102	H	Kent St.	55 60
								68	A	Ball St.	52 60	125	H	Duquesne	63 88
								90	A	Butler	55 76	143	A	Buffalo	69 63
												148	A	Western Mich.	71 79
												148	H	Western Mich.	51 56
												154	H	N.C. A&T	64 52
												171	A	Eastern Mich.	64 53
												171	H	Eastern Mich.	88 81
												173	A	Toledo	61 65
												179	H	Northern Ill.	65 70
												199	H	Miami (OH)	70 62
												200	A	Cleveland St.	62 66
												241	N	Morgan St.	52 45
												244	N	Denver	88 72
												251	A	Bowling Green	76 73
												253	H	Youngstown St.	91 62
												294	A	St. Bonaventure	63 54
												333	A	Detroit Mercy	81 60
												336	H	Purdue Fort Wayne	64 53
LAST 10 Division I															
				102	A	Kent St.	50 68	68	A	Ball St.	52 60				
				60	H	Ohio	79 76	171	H	Eastern Mich.	88 81				
				143	A	Buffalo	69 63	60	A	Ohio	57 70				
				171	A	Eastern Mich.	64 53	148	A	Western Mich.	71 79				
				102	H	Kent St.	55 60	199	H	Miami (OH)	70 62				

Non-Div I Games:

Akron

■ Loss,
 ■ Non-Conf, S Site,
 ■ Home
 ■ Away
 N Neutral

Alabama

Through Games Of Feb. 26, 2020

Average RPI Win:	161	WON-LOST	WINNING	LAST 10	STRENGTH OF	OPP. STRENGTH	TEAM	ADJ.	CONF.	ADJ CONF.
Average RPI Loss:	48	RECORD	PCT. RANK	GAMES	SCHEDULE	OF SCHEDULE	RPI	RPI	RPI	RPI
DIV. I ONLY	16- 11	119	5-5	36	55	63	63	4	4	
DIV. I NON-CONF.	10- 3	57	0	132	165	78	78	5	5	
TOTALS	RPI 1-25	RPI 26-50	W-L RECORDS	RPI 51-100	RPI 101-150	RPI 150+				
16- 11	1- 4	0- 2	OVERALL	2- 4	6- 1	7- 0				
9- 6	0- 3	0- 1	HOME	1- 1	5- 1	3- 0				
6- 4	1- 1	0- 1	AWAY	0- 2	1- 0	4- 0				
1- 1	0- 0	0- 0	NEUTRAL	1- 1	0- 0	0- 0				
10- 3	0- 0	0- 0	NON-CONFERENCE	2- 2	2- 1	6- 0				
6- 2	0- 0	0- 0	HOME	1- 1	2- 1	3- 0				
3- 0	0- 0	0- 0	AWAY	0- 0	0- 0	3- 0				
1- 1	0- 0	0- 0	NEUTRAL	1- 1	0- 0	0- 0				
6- 8	1- 4	0- 2	CONFERENCE	0- 2	4- 0	1- 0				
3- 4	0- 3	0- 1	HOME	0- 0	3- 0	0- 0				
3- 4	1- 1	0- 1	AWAY	0- 2	1- 0	1- 0				
0- 0	0- 0	0- 0	NEUTRAL	0- 0	0- 0	0- 0				

RPI 1-25				RPI 26-50				RPI 51-100				Team's RPI: 63	RPI 101+			
RPI	S	Opponent	Score	RPI	S	Opponent	Score	RPI	S	Opponent	Score		RPI	S	Opponent	Score
2	H	South Carolina	78 93	30	A	LSU	60 71	54	A	Tennessee	63 65		107	H	Bethune-Cookman	60 49
14	H	Texas A&M	74 79	37	H	Arkansas	48 66	56	H	Iowa St.	66 75		111	A	Auburn	75 48
15	A	Mississippi St.	66 64					69	A	Georgia	75 76		111	H	Auburn	68 64
21	A	Kentucky	62 66					78	N	UNI	87 77		116	H	North Carolina	83 77
21	H	Kentucky	71 81					83	N	Southern California	57 60		120	H	Vanderbilt	98 61
								95	H	Colgate	72 52		130	H	Florida	69 62
													144	H	Hampton	61 64
													157	A	Tulane	66 56
													202	H	Radford	85 51
													224	A	Clemson	67 54
													239	H	Southeastern La.	87 50
													247	A	South Alabama	74 62
													290	A	Ole Miss	57 56
													328	H	Mercer	111 56
LAST 10 Division I																
15	A	Mississippi St.	66 64	290	A	Ole Miss	57 56									
130	H	Florida	69 62	37	H	Arkansas	48 66									
69	A	Georgia	75 76	120	H	Vanderbilt	98 61									
111	H	Auburn	68 64	14	H	Texas A&M	74 79									
21	A	Kentucky	62 66	54	A	Tennessee	63 65									

Non-Div I Games:

Alabama

■ Loss,
 ■ Non-Conf,
 ■ S Site,
 ■ Home
 ■ A Away
 N Neutral

Average RPI Win:	312	WON-LOST	WINNING	LAST 10	STRENGTH OF	OPP. STRENGTH	TEAM	ADJ.	CONF.	ADJ CONF.
Average RPI Loss:	185	RECORD	PCT. RANK	GAMES	SCHEDULE	OF SCHEDULE	RPI	RPI	RPI	RPI
DIV. I ONLY	14- 11	141	8-2	348	348	250	250	32	32	
DIV. I NON-CONF.	4- 7	225	0	231	303	216	216	31	31	
TOTALS	RPI 1-25	RPI 26-50	W-L RECORDS	RPI 51-100	RPI 101-150	RPI 150+				
14- 11	0- 0	0- 0	OVERALL	0- 2	0- 2	14- 7				
5- 3	0- 0	0- 0	HOME	0- 0	0- 2	5- 1				
8- 7	0- 0	0- 0	AWAY	0- 2	0- 0	8- 5				
1- 1	0- 0	0- 0	NEUTRAL	0- 0	0- 0	1- 1				
4- 7	0- 0	0- 0	NON-CONFERENCE	0- 2	0- 1	4- 4				
0- 2	0- 0	0- 0	HOME	0- 0	0- 1	0- 1				
4- 4	0- 0	0- 0	AWAY	0- 2	0- 0	4- 2				
0- 1	0- 0	0- 0	NEUTRAL	0- 0	0- 0	0- 1				
10- 4	0- 0	0- 0	CONFERENCE	0- 0	0- 1	10- 3				
5- 1	0- 0	0- 0	HOME	0- 0	0- 1	5- 0				
4- 3	0- 0	0- 0	AWAY	0- 0	0- 0	4- 3				
1- 0	0- 0	0- 0	NEUTRAL	0- 0	0- 0	1- 0				

RPI 1-25				RPI 26-50				RPI 51-100				RPI 101+ Team's RPI: 250					
RPI	S	Opponent	Score	RPI	S	Opponent	Score	RPI	S	Opponent	Score	RPI	S	Opponent	Score		
								82	A	Cincinnati	47	62	145	H	North Florida	64	73
								87	A	Nebraska	46	68	146	H	Texas Southern	58	65
														A	Jackson St.	53	67
														N	North Ala.	65	80
														H	Austin Peay	61	67
														A	Memphis	71	79
														A	San Diego St.	61	53
														A	Denver	86	83
														A	Southern U.	46	55
														H	Southern U.	59	57
														H	Prairie View	54	44
														A	California Baptist	55	60
														A	Georgia St.	67	52
														A	Alabama St.	56	55
														N	Alabama St.	75	48
														A	Alcorn	74	67
														H	Alcorn	64	50
														A	Ark.-Pine Bluff	65	52
														H	Ark.-Pine Bluff	74	55
														A	Florida A&M	77	53
														A	Grambling	59	69
														A	Mississippi Val.	75	45
														H	Mississippi Val.	68	48
LAST 10 Division I																	
				246	H	Southern U.	59	57					292	H	Prairie View	54	44
				332	H	Alcorn	64	50					146	H	Texas Southern	58	65
				329	A	Alabama St.	56	55					246	A	Southern U.	46	55
				351	A	Mississippi Val.	75	45					332	A	Alcorn	74	67
				337	A	Ark.-Pine Bluff	65	52					329	N	Alabama St.	75	48

Non-Div I Games:

Alabama A&M

■ Loss,
 ■ Non-Conf,
 ■ S Site,
 ■ Home
 ■ A Away
 N Neutral

Average RPI Win:	329	WON-LOST	WINNING	LAST 10	STRENGTH OF	OPP. STRENGTH	TEAM	ADJ.	CONF.	ADJ CONF.
Average RPI Loss:	196	RECORD	PCT. RANK	GAMES	SCHEDULE	OF SCHEDULE	RPI	RPI	RPI	RPI
DIV. I ONLY	6- 17	302	3-7	337	332	329	329	32	32	
DIV. I NON-CONF.	1- 8	322	0	126	50	296	296	31	31	
TOTALS	RPI 1-25	RPI 26-50	W-L RECORDS	RPI 51-100	RPI 101-150	RPI 150+				
6- 17	0- 2	0- 0	OVERALL	0- 1	0- 2	6- 12				
3- 7	0- 0	0- 0	HOME	0- 0	0- 1	3- 6				
3- 9	0- 2	0- 0	AWAY	0- 1	0- 1	3- 5				
0- 1	0- 0	0- 0	NEUTRAL	0- 0	0- 0	0- 1				
1- 8	0- 2	0- 0	NON-CONFERENCE	0- 1	0- 1	1- 4				
1- 2	0- 0	0- 0	HOME	0- 0	0- 0	1- 2				
0- 6	0- 2	0- 0	AWAY	0- 1	0- 1	0- 2				
0- 0	0- 0	0- 0	NEUTRAL	0- 0	0- 0	0- 0				
5- 9	0- 0	0- 0	CONFERENCE	0- 0	0- 1	5- 8				
2- 5	0- 0	0- 0	HOME	0- 0	0- 1	2- 4				
3- 3	0- 0	0- 0	AWAY	0- 0	0- 0	3- 3				
0- 1	0- 0	0- 0	NEUTRAL	0- 0	0- 0	0- 1				

RPI 1-25				RPI 26-50				RPI 51-100				RPI 101+ Team's RPI: 329			
RPI	S	Opponent	Score	RPI	S	Opponent	Score	RPI	S	Opponent	Score	RPI	S	Opponent	Score
2	A	South Carolina	43 103					71	A	South Fla.	29 80	139	A	Wisconsin	67 85
20	A	DePaul	76 105									146	H	Texas Southern	54 81
												152	A	Jackson St.	62 94
												156	H	North Ala.	60 81
												175	H	Samford	48 83
												224	A	Clemson	43 76
												246	A	Southern U.	47 69
												246	H	Southern U.	51 61
												250	H	Alabama A&M	55 56
												250	N	Alabama A&M	48 75
												255	H	Jacksonville St.	68 63
												290	A	Ole Miss	66 93
												292	H	Prairie View	59 62
												332	A	Alcorn	63 73
												332	H	Alcorn	95 70
												337	A	Ark.-Pine Bluff	68 65
												337	H	Ark.-Pine Bluff	62 73
												346	A	Grambling	73 59
												351	A	Mississippi Val.	66 61
												351	H	Mississippi Val.	77 64
LAST 10 Division I															
332	H	Alcorn	95 70	146	H	Texas Southern	54 81								
246	H	Southern U.	51 61	292	H	Prairie View	59 62								
250	H	Alabama A&M	55 56	332	A	Alcorn	63 73								
337	A	Ark.-Pine Bluff	68 65	246	A	Southern U.	47 69								
351	A	Mississippi Val.	66 61	250	N	Alabama A&M	48 75								

Non-Div I Games: Mobile 76 66 Paine 84 58

Alabama St.

Loss, Non-Conf, S Site, H Home A Away N Neutral

Albany (NY)

Through Games Of Feb. 26, 2020

Average RPI Win:	282	WON-LOST	WINNING	LAST 10	STRENGTH OF	OPP. STRENGTH	TEAM	ADJ.	CONF.	ADJ CONF.
Average RPI Loss:	212	RECORD	PCT. RANK	GAMES	SCHEDULE	OF SCHEDULE	RPI	RPI	RPI	RPI
DIV. I ONLY	8- 19	290	3-7	326	321	322	322	26	26	
DIV. I NON-CONF.	3- 9	279	0	312	317	322	322	28	28	
TOTALS	RPI 1-25	RPI 26-50	W-L RECORDS	RPI 51-100	RPI 101-150	RPI 150+				
8- 19	0- 0	0- 0	OVERALL	0- 3	1- 1	7- 15				
5- 9	0- 0	0- 0	HOME	0- 1	1- 1	4- 7				
3- 10	0- 0	0- 0	AWAY	0- 2	0- 0	3- 8				
0- 0	0- 0	0- 0	NEUTRAL	0- 0	0- 0	0- 0				
3- 9	0- 0	0- 0	NON-CONFERENCE	0- 2	1- 1	2- 6				
1- 5	0- 0	0- 0	HOME	0- 0	1- 1	0- 4				
2- 4	0- 0	0- 0	AWAY	0- 2	0- 0	2- 2				
0- 0	0- 0	0- 0	NEUTRAL	0- 0	0- 0	0- 0				
5- 10	0- 0	0- 0	CONFERENCE	0- 1	0- 0	5- 9				
4- 4	0- 0	0- 0	HOME	0- 1	0- 0	4- 3				
1- 6	0- 0	0- 0	AWAY	0- 0	0- 0	1- 6				
0- 0	0- 0	0- 0	NEUTRAL	0- 0	0- 0	0- 0				

RPI 1-25			RPI 26-50			RPI 51-100			RPI 101+			Team's RPI: 322			
RPI	S	Opponent	Score	RPI	S	Opponent	Score	RPI	S	Opponent	Score				
								58	A	Marist	52 76	128	H	Columbia	82 78
								81	H	Stony Brook	53 73	131	H	Boston U.	58 60
								98	A	Syracuse	53 75	165	A	Binghamton	42 58
												165	H	Binghamton	56 53
												167	H	Lafayette	47 54
												174	A	Maine	49 60
												174	H	Maine	44 65
												188	H	Cornell	51 71
												225	A	UMass Lowell	51 53
												225	H	UMass Lowell	75 78
												275	A	New Hampshire	53 56
												275	H	New Hampshire	47 48
												279	A	Siena	46 52
												286	A	UMBC	44 54
												286	H	UMBC	56 51
												297	A	Vermont	36 52
												297	H	Vermont	58 49
												298	H	Monmouth	41 53
												310	H	St. Francis Brooklyn	41 49
												324	A	Bryant	55 68
												338	A	Canisius	70 53
												345	A	Hartford	68 63
												345	H	Hartford	63 40
												348	A	Central Conn. St.	73 63
LAST 10 Division I															
				225	H	UMass Lowell	75 78		165	A	Binghamton	42 58			
				275	A	New Hampshire	53 56		297	A	Vermont	36 52			
				286	A	UMBC	44 54		286	H	UMBC	56 51			
				174	H	Maine	44 65		345	A	Hartford	68 63			
				345	H	Hartford	63 40		225	A	UMass Lowell	51 53			

Non-Div I Games: FDU-Florham 81 21

Albany (NY)

Loss, Non-Conf, S Site, H Home A Away N Neutral

Average RPI Win: 335	WON-LOST	WINNING	LAST 10	STRENGTH OF	OPP. STRENGTH	TEAM	ADJ.	CONF.	ADJ CONF.
Average RPI Loss: 221	RECORD	PCT. RANK	GAMES	SCHEDULE	OF SCHEDULE	RPI	RPI	RPI	RPI
DIV. I ONLY	9- 16	254	4-6	351	346	332	332	32	32
DIV. I NON-CONF.	2- 8	295	0	339	260	335	335	31	31
TOTALS	RPI 1-25	RPI 26-50	W-L RECORDS	RPI 51-100	RPI 101-150	RPI 150+			
9- 16	0- 0	0- 0	OVERALL	0- 1	0- 2	9- 13			
5- 3	0- 0	0- 0	HOME	0- 0	0- 1	5- 2			
4- 11	0- 0	0- 0	AWAY	0- 1	0- 1	4- 9			
0- 2	0- 0	0- 0	NEUTRAL	0- 0	0- 0	0- 2			
2- 8	0- 0	0- 0	NON-CONFERENCE	0- 1	0- 1	2- 6			
1- 1	0- 0	0- 0	HOME	0- 0	0- 1	1- 0			
1- 5	0- 0	0- 0	AWAY	0- 1	0- 0	1- 4			
0- 2	0- 0	0- 0	NEUTRAL	0- 0	0- 0	0- 2			
7- 8	0- 0	0- 0	CONFERENCE	0- 0	0- 1	7- 7			
4- 2	0- 0	0- 0	HOME	0- 0	0- 0	4- 2			
3- 6	0- 0	0- 0	AWAY	0- 0	0- 1	3- 5			
0- 0	0- 0	0- 0	NEUTRAL	0- 0	0- 0	0- 0			

RPI 1-25			RPI 26-50			RPI 51-100				RPI 101+			Team's RPI: 332				
RPI	S	Opponent	Score	RPI	S	Opponent	Score	RPI	S	Opponent	Score	RPI	S	Opponent	Score		
								97	A	SFA	62	67	122	H	UAB	65	86
													146	A	Texas Southern	70	105
													152	A	Jackson St.	66	76
													152	H	Jackson St.	67	83
													192	A	Memphis	51	57
													221	A	UTEP	47	92
													224	N	Clemson	46	77
													246	A	Southern U.	57	74
													250	A	Alabama A&M	50	64
													250	H	Alabama A&M	67	74
													258	A	Texas St.	59	67
													259	A	North Texas	31	67
													290	N	Ole Miss	55	73
													292	A	Prairie View	68	63
													329	A	Alabama St.	70	95
													329	H	Alabama St.	73	63
													334	A	Tennessee St.	62	57
													337	A	Ark.-Pine Bluff	77	75
													337	H	Ark.-Pine Bluff	57	54
													341	H	Florida A&M	58	42
													346	A	Grambling	59	70
													346	H	Grambling	80	54
													351	A	Mississippi Val.	81	67
													351	H	Mississippi Val.	63	60
LAST 10 Division I																	
				329	A	Alabama St.	70	95		152	A	Jackson St.	66	76			
				250	A	Alabama A&M	50	64		246	A	Southern U.	57	74			
				337	H	Ark.-Pine Bluff	57	54		329	H	Alabama St.	73	63			
				351	H	Mississippi Val.	63	60		250	H	Alabama A&M	67	74			
				346	A	Grambling	59	70		337	A	Ark.-Pine Bluff	77	75			

Non-Div I Games: Tougaloo 85 61 Louisiana Col. 86 50

Alcorn

Loss, Non-Conf, S Site, H Home A Away N Neutral

Average RPI Win: 192	WON-LOST	WINNING	LAST 10	STRENGTH OF	OPP. STRENGTH	TEAM	ADJ.	CONF.	ADJ CONF.
Average RPI Loss: 143	RECORD	PCT. RANK	GAMES	SCHEDULE	OF SCHEDULE	RPI	RPI	RPI	RPI
DIV. I ONLY	11- 15	219	5-5	144	152	189	189	15	15
DIV. I NON-CONF.	4- 6	212	0	175	106	206	206	15	15
TOTALS	RPI 1-25	RPI 26-50	W-L RECORDS	RPI 51-100	RPI 101-150	RPI 150+			
11- 15	0- 0	0- 0	OVERALL	2- 5	3- 4	6- 6			
7- 4	0- 0	0- 0	HOME	2- 2	2- 1	3- 1			
4- 10	0- 0	0- 0	AWAY	0- 3	1- 2	3- 5			
0- 1	0- 0	0- 0	NEUTRAL	0- 0	0- 1	0- 0			
4- 6	0- 0	0- 0	NON-CONFERENCE	1- 2	1- 1	2- 3			
3- 1	0- 0	0- 0	HOME	1- 1	1- 0	1- 0			
1- 4	0- 0	0- 0	AWAY	0- 1	0- 0	1- 3			
0- 1	0- 0	0- 0	NEUTRAL	0- 0	0- 1	0- 0			
7- 9	0- 0	0- 0	CONFERENCE	1- 3	2- 3	4- 3			
4- 3	0- 0	0- 0	HOME	1- 1	1- 1	2- 1			
3- 6	0- 0	0- 0	AWAY	0- 2	1- 2	2- 2			
0- 0	0- 0	0- 0	NEUTRAL	0- 0	0- 0	0- 0			

RPI S	Opponent	Score	RPI S	Opponent	Score	RPI S	Opponent	Score	RPI S	Opponent	Score	Team's RPI: 189
						52	A Bucknell	43 68	131	A Boston U.	44 59	
						52	H Bucknell	57 60	131	H Boston U.	55 54	
						60	A Ohio	69 81	133	A Holy Cross	59 72	
						72	H Villanova	76 54	135	A Lehigh	64 56	
						86	H Minnesota	53 70	135	H Lehigh	63 64	
						95	A Colgate	62 63	138	H George Washington	66 53	
						95	H Colgate	63 61	143	N Buffalo	55 73	
									167	A Lafayette	48 55	
									167	H Lafayette	52 67	
									172	H High Point	56 48	
									180	A Towson	60 63	
									202	A Radford	59 55	
									235	A George Mason	55 73	
									238	A Saint Joseph's	51 72	
									264	A Loyola Maryland	47 56	
									264	H Loyola Maryland	63 44	
									295	A Army West Point	67 62	
									295	H Army West Point	73 57	
									315	A Navy	48 40	
LAST 10 Division I												
						167	A Lafayette	48 55	295	A Army West Point	67 62	
						131	H Boston U.	55 54	167	H Lafayette	52 67	
						315	A Navy	48 40	135	A Lehigh	64 56	
						52	H Bucknell	57 60	95	A Colgate	62 63	
						264	A Loyola Maryland	47 56	264	H Loyola Maryland	63 44	

Non-Div I Games:

American

■ Loss,
 ■ Non-Conf,
 ■ S Site,
 ■ H Home
 ■ A Away
 N Neutral

Average RPI Win:	291	WON-LOST	WINNING	LAST 10	STRENGTH OF	OPP. STRENGTH	TEAM	ADJ.	CONF.	ADJ CONF.
Average RPI Loss:	142	RECORD	PCT. RANK	GAMES	SCHEDULE	OF SCHEDULE	RPI	RPI	RPI	RPI
DIV. I ONLY	9- 17	268	5-5	152	231	233	233	21	21	
DIV. I NON-CONF.	3- 8	268	0	112	251	227	227	21	21	
TOTALS	RPI 1-25	RPI 26-50	W-L RECORDS	RPI 51-100	RPI 101-150	RPI 150+				
9- 17	0- 1	0- 3	OVERALL	0- 1	0- 5	9- 7				
5- 5	0- 0	0- 1	HOME	0- 1	0- 1	5- 2				
3- 11	0- 1	0- 2	AWAY	0- 0	0- 3	3- 5				
1- 1	0- 0	0- 0	NEUTRAL	0- 0	0- 1	1- 0				
3- 8	0- 1	0- 1	NON-CONFERENCE	0- 0	0- 3	3- 3				
1- 2	0- 0	0- 0	HOME	0- 0	0- 0	1- 2				
1- 5	0- 1	0- 1	AWAY	0- 0	0- 2	1- 1				
1- 1	0- 0	0- 0	NEUTRAL	0- 0	0- 1	1- 0				
6- 9	0- 0	0- 2	CONFERENCE	0- 1	0- 2	6- 4				
4- 3	0- 0	0- 1	HOME	0- 1	0- 1	4- 0				
2- 6	0- 0	0- 1	AWAY	0- 0	0- 1	2- 4				
0- 0	0- 0	0- 0	NEUTRAL	0- 0	0- 0	0- 0				

RPI 1-25				RPI 26-50				RPI 51-100				RPI 101+ Team's RPI: 233			
RPI	S	Opponent	Score	RPI	S	Opponent	Score	RPI	S	Opponent	Score	RPI	S	Opponent	Score
2	A	South Carolina	50 92	32	A	Michigan	35 62	79	H	Coastal Caro.	53 80	104	A	VCU	38 66
				49	A	Troy	55 84					106	A	UT Arlington	44 63
				49	H	Troy	61 81					106	H	UT Arlington	60 82
												107	N	Bethune-Cookman	44 61
												134	A	UNC Greensboro	47 54
												176	A	Elon	66 67
												184	H	Gardner-Webb	56 67
												195	A	Little Rock	63 68
												247	A	South Alabama	66 81
												247	H	South Alabama	71 59
												258	A	Texas St.	59 47
												258	H	Texas St.	73 65
												260	A	Arkansas St.	58 76
												271	A	Wofford	54 51
												291	H	ETSU	61 67
												296	A	Ga. Southern	70 78
												296	H	Ga. Southern	83 75
												313	A	Georgia St.	64 59
												313	H	Georgia St.	65 37
												328	H	Mercer	77 68
												338	N	Canisius	74 57
LAST 10 Division I															
296	A	Ga. Southern	70 78	106	A	UT Arlington	44 63								
313	A	Georgia St.	64 59	296	H	Ga. Southern	83 75								
49	H	Troy	61 81	313	H	Georgia St.	65 37								
247	H	South Alabama	71 59	195	A	Little Rock	63 68								
258	A	Texas St.	59 47	79	H	Coastal Caro.	53 80								

Non-Div I Games:

Appalachian St.

■ Loss,
 ■ Non-Conf, S Site,
 ■ Home
 ■ Away
 N Neutral

Arizona

Through Games Of Feb. 26, 2020

Average RPI Win:	161	WON-LOST	WINNING	LAST 10	STRENGTH OF	OPP. STRENGTH	TEAM	ADJ.	CONF.	ADJ CONF.
Average RPI Loss:	21	RECORD	PCT. RANK	GAMES	SCHEDULE	OF SCHEDULE	RPI	RPI	RPI	RPI
DIV. I ONLY	22- 5	26	8-2	73	44	24	24	1	1	
DIV. I NON-CONF.	11- 0	1	0	335	301	85	85	2	2	
TOTALS	RPI 1-25	RPI 26-50	W-L RECORDS	RPI 51-100	RPI 101-150	RPI 150+				
22- 5	2- 4	3- 0	OVERALL	2- 1	5- 0	10- 0				
12- 2	1- 2	1- 0	HOME	1- 0	2- 0	7- 0				
10- 3	1- 2	2- 0	AWAY	1- 1	3- 0	3- 0				
0- 0	0- 0	0- 0	NEUTRAL	0- 0	0- 0	0- 0				
11- 0	0- 0	1- 0	NON-CONFERENCE	0- 0	0- 0	10- 0				
7- 0	0- 0	0- 0	HOME	0- 0	0- 0	7- 0				
4- 0	0- 0	1- 0	AWAY	0- 0	0- 0	3- 0				
0- 0	0- 0	0- 0	NEUTRAL	0- 0	0- 0	0- 0				
11- 5	2- 4	2- 0	CONFERENCE	2- 1	5- 0	0- 0				
5- 2	1- 2	1- 0	HOME	1- 0	2- 0	0- 0				
6- 3	1- 2	1- 0	AWAY	1- 1	3- 0	0- 0				
0- 0	0- 0	0- 0	NEUTRAL	0- 0	0- 0	0- 0				

RPI	S	Opponent	Score	RPI	S	Opponent	Score	RPI	S	Opponent	Score	RPI	S	Opponent	Score
1	A	Oregon	52 85	28	A	Arizona St.	58 53	73	A	Colorado	38 50	108	A	Washington St.	74 67
1	H	Oregon	64 71	28	H	Arizona St.	59 53	83	A	Southern California	65 57	108	H	Washington St.	72 57
12	A	UCLA	58 70	44	A	Texas	83 58	83	H	Southern California	73 57	109	A	Utah	85 69
12	H	UCLA	92 66									127	A	Washington	66 58
16	A	Oregon St.	65 58									127	H	Washington	64 53
16	H	Oregon St.	61 63									164	A	Montana	77 42
												203	H	Santa Clara	65 52
												221	A	UTEP	54 43
												237	H	North Dakota	74 42
												267	H	UC Santa Barbara	61 42
												292	H	Prairie View	83 48
												298	H	Monmouth	86 34
												302	H	UC Riverside	70 27
												334	H	Tennessee St.	77 42
												347	A	Chicago St.	82 50
LAST 10 Division I															
73	A	Colorado	38 50	1	A	Oregon	52 85								
109	A	Utah	85 69	83	H	Southern California	73 57								
108	H	Washington St.	72 57	12	H	UCLA	92 66								
127	H	Washington	64 53	28	H	Arizona St.	59 53								
16	A	Oregon St.	65 58	127	A	Washington	66 58								

Non-Div I Games:

Arizona

Loss, Non-Conf, S Site, H Home A Away N Neutral

Average RPI Win:	140	WON-LOST	WINNING	LAST 10	STRENGTH OF	OPP. STRENGTH	TEAM	ADJ.	CONF.	ADJ CONF.
Average RPI Loss:	36	RECORD	PCT. RANK	GAMES	SCHEDULE	OF SCHEDULE	RPI	RPI	RPI	RPI
DIV. I ONLY	19- 9	67	5-5	29	18	28	28	1	1	
DIV. I NON-CONF.	10- 2	29	0	207	111	59	59	2	2	
TOTALS	RPI 1-25	RPI 26-50	W-L RECORDS	RPI 51-100	RPI 101-150	RPI 150+				
19- 9	2- 6	1- 1	OVERALL	5- 1	4- 1	7- 0				
12- 2	2- 2	1- 0	HOME	2- 0	2- 0	5- 0				
5- 6	0- 4	0- 0	AWAY	2- 1	2- 1	1- 0				
2- 1	0- 0	0- 1	NEUTRAL	1- 0	0- 0	1- 0				
10- 2	0- 0	1- 1	NON-CONFERENCE	2- 1	0- 0	7- 0				
7- 0	0- 0	1- 0	HOME	1- 0	0- 0	5- 0				
1- 1	0- 0	0- 0	AWAY	0- 1	0- 0	1- 0				
2- 1	0- 0	0- 1	NEUTRAL	1- 0	0- 0	1- 0				
9- 7	2- 6	0- 0	CONFERENCE	3- 0	4- 1	0- 0				
5- 2	2- 2	0- 0	HOME	1- 0	2- 0	0- 0				
4- 5	0- 4	0- 0	AWAY	2- 0	2- 1	0- 0				
0- 0	0- 0	0- 0	NEUTRAL	0- 0	0- 0	0- 0				

RPI S	Opponent	Score	RPI S	Opponent	Score	RPI S	Opponent	Score	RPI S	Opponent	Score
1	A Oregon	48 79	40	N Purdue	52 59	57	N Middle Tenn.	61 60	108	A Washington St.	65 56
1	H Oregon	72 66	43	H Creighton	70 55	73	A Colorado	65 59	108	H Washington St.	62 59
12	A UCLA	66 68				74	H BYU	60 52	109	A Utah	71 75
12	H UCLA	61 70				83	A Southern California	63 54	127	A Washington	67 50
16	A Oregon St.	62 64				83	H Southern California	76 75	127	H Washington	72 68
16	H Oregon St.	55 47				86	A Minnesota	66 80	169	H Idaho St.	74 69
24	A Arizona	53 59							174	N Maine	57 31
24	H Arizona	53 58							219	H New Mexico	84 47
									280	H Air Force	87 56
									295	H Army West Point	83 51
									311	H Cal Poly	66 41
									319	A New Mexico St.	70 47
LAST 10 Division I											
109	A Utah	71 75	16	A Oregon St.	62 64						
73	A Colorado	65 59	12	H UCLA	61 70						
127	H Washington	72 68	83	H Southern California	76 75						
108	H Washington St.	62 59	24	A Arizona	53 59						
1	A Oregon	48 79	108	A Washington St.	65 56						

Non-Div I Games:

Arizona St.

Ark.-Pine Bluff

Through Games Of Feb. 26, 2020

Average RPI Win:	330	WON-LOST	WINNING	LAST 10	STRENGTH OF	OPP. STRENGTH	TEAM	ADJ.	CONF.	ADJ CONF.
Average RPI Loss:	201	RECORD	PCT. RANK	GAMES	SCHEDULE	OF SCHEDULE	RPI	RPI	RPI	RPI
DIV. I ONLY	4- 20	323	2-8	312	340	337	337	32	32	
DIV. I NON-CONF.	0- 9	338	0	140	104	323	323	31	31	
TOTALS	RPI 1-25	RPI 26-50	W-L RECORDS	RPI 51-100	RPI 101-150	RPI 150+				
4- 20	0- 0	0- 0	OVERALL	0- 3	0- 4	4- 13				
2- 6	0- 0	0- 0	HOME	0- 0	0- 1	2- 5				
2- 14	0- 0	0- 0	AWAY	0- 3	0- 3	2- 8				
0- 0	0- 0	0- 0	NEUTRAL	0- 0	0- 0	0- 0				
0- 9	0- 0	0- 0	NON-CONFERENCE	0- 3	0- 2	0- 4				
0- 0	0- 0	0- 0	HOME	0- 0	0- 0	0- 0				
0- 9	0- 0	0- 0	AWAY	0- 3	0- 2	0- 4				
0- 0	0- 0	0- 0	NEUTRAL	0- 0	0- 0	0- 0				
4- 11	0- 0	0- 0	CONFERENCE	0- 0	0- 2	4- 9				
2- 6	0- 0	0- 0	HOME	0- 0	0- 1	2- 5				
2- 5	0- 0	0- 0	AWAY	0- 0	0- 1	2- 4				
0- 0	0- 0	0- 0	NEUTRAL	0- 0	0- 0	0- 0				

RPI 1-25			RPI 26-50			RPI 51-100			RPI 101+ Team's RPI: 337		
RPI	S	Opponent	Score	RPI	S	Opponent	Score	RPI	S	Opponent	Score
						54 A Tennessee	51 92	108 A Washington St.		56 85	
						56 A Iowa St.	40 90	141 A Texas Tech		55 81	
						79 A Coastal Caro.	69 76	146 A Texas Southern		77 78	
								146 H Texas Southern		46 77	
								152 H Jackson St.		44 56	
								163 A Wichita St.		50 100	
								201 A Illinois		50 65	
								236 A Milwaukee		55 69	
								246 A Southern U.		61 85	
								246 H Southern U.		43 70	
								250 A Alabama A&M		55 74	
								250 H Alabama A&M		52 65	
								260 A Arkansas St.		60 81	
								292 A Prairie View		51 61	
								292 H Prairie View		69 54	
								329 A Alabama St.		73 62	
								329 H Alabama St.		65 68	
								332 A Alcorn		54 57	
								332 H Alcorn		75 77	
								346 H Grambling		84 79	
								351 A Mississippi Val.		80 77	
LAST 10 Division I											
146	H	Texas Southern	46 77	250	H	Alabama A&M	52 65				
292	H	Prairie View	69 54	152	H	Jackson St.	44 56				
332	A	Alcorn	54 57	346	H	Grambling	84 79				
246	A	Southern U.	61 85	146	A	Texas Southern	77 78				
329	H	Alabama St.	65 68	292	A	Prairie View	51 61				

Non-Div I Games: Philander Smith 66 54

Ark.-Pine Bluff

■ Loss,
 ■ Non-Conf,
 ■ S Site,
 ■ Home
 ■ A Away
 N Neutral

Arkansas

Through Games Of Feb. 26, 2020

Average RPI Win: 148	WON-LOST	WINNING	LAST 10	STRENGTH OF	OPP. STRENGTH	TEAM	ADJ.	CONF.	ADJ CONF.
Average RPI Loss: 59	RECORD	PCT. RANK	GAMES	SCHEDULE	OF SCHEDULE	RPI	RPI	RPI	RPI
DIV. I ONLY	21- 6	32	7-3	82	41	37	37	4	4
DIV. I NON-CONF.	12- 1	10	0	189	118	37	37	5	5
TOTALS	RPI 1-25	RPI 26-50	W-L RECORDS	RPI 51-100	RPI 101-150	RPI 150+			
21- 6	1- 3	1- 0	OVERALL	6- 1	6- 2	7- 0			
14- 3	1- 2	1- 0	HOME	4- 1	2- 0	6- 0			
5- 3	0- 1	0- 0	AWAY	1- 0	3- 2	1- 0			
2- 0	0- 0	0- 0	NEUTRAL	1- 0	1- 0	0- 0			
12- 1	0- 0	1- 0	NON-CONFERENCE	4- 0	1- 1	6- 0			
10- 0	0- 0	1- 0	HOME	3- 0	0- 0	6- 0			
0- 1	0- 0	0- 0	AWAY	0- 0	0- 1	0- 0			
2- 0	0- 0	0- 0	NEUTRAL	1- 0	1- 0	0- 0			
9- 5	1- 3	0- 0	CONFERENCE	2- 1	5- 1	1- 0			
4- 3	1- 2	0- 0	HOME	1- 1	2- 0	0- 0			
5- 2	0- 1	0- 0	AWAY	1- 0	3- 1	1- 0			
0- 0	0- 0	0- 0	NEUTRAL	0- 0	0- 0	0- 0			

RPI 1-25				RPI 26-50				Team's RPI: 37				RPI 51-100				RPI 101+			
RPI	S	Opponent	Score	RPI	S	Opponent	Score	RPI	S	Opponent	Score	RPI	S	Opponent	Score	RPI	S	Opponent	Score
2	A	South Carolina	82 91	50	H	UT Martin	96 46	54	H	Tennessee	83 75	111	A	Auburn	86 70				
2	H	South Carolina	65 86					55	H	Belmont	91 60	120	A	Vanderbilt	100 66				
14	H	Texas A&M	77 84					63	A	Alabama	66 48	130	A	Florida	80 83				
21	H	Kentucky	103 85					69	H	Georgia	55 64	130	H	Florida	79 57				
								81	H	Stony Brook	88 58	136	A	California	80 84				
								89	N	Fordham	71 59	139	N	Wisconsin	68 64				
								93	H	Kansas St.	81 72	147	A	Missouri	85 81				
												147	H	Missouri	90 73				
												158	H	New Orleans	82 52				
												195	H	Little Rock	86 53				
												217	H	Oral Roberts	96 64				
												266	H	Tulsa	91 41				
												290	A	Ole Miss	108 64				
												335	H	Northwestern St.	99 39				
												343	H	McNeese	101 58				
LAST 10 Division I																			
130	A	Florida	80 83	147	A	Missouri	85 81												
54	H	Tennessee	83 75	63	A	Alabama	66 48												
290	A	Ole Miss	108 64	130	H	Florida	79 57												
21	H	Kentucky	103 85	69	H	Georgia	55 64												
2	H	South Carolina	65 86	120	A	Vanderbilt	100 66												

Non-Div I Games:

Arkansas

■ Loss,
 ■ Non-Conf, S Site,
 ■ Home
 ■ Away
 N Neutral

Average RPI Win:	263	WON-LOST	WINNING	LAST 10	STRENGTH OF	OPP. STRENGTH	TEAM	ADJ.	CONF.	ADJ CONF.
Average RPI Loss:	178	RECORD	PCT. RANK	GAMES	SCHEDULE	OF SCHEDULE	RPI	RPI	RPI	RPI
DIV. I ONLY	8- 17	280	2-8	203	268	260	260	21	21	
DIV. I NON-CONF.	2- 8	295	0	104	302	255	255	21	21	
TOTALS	RPI 1-25	RPI 26-50	W-L RECORDS	RPI 51-100	RPI 101-150	RPI 150+				
8- 17	0- 2	0- 1	OVERALL	1- 0	0- 3	7- 11				
5- 3	0- 0	0- 0	HOME	1- 0	0- 2	4- 1				
3- 13	0- 2	0- 1	AWAY	0- 0	0- 1	3- 9				
0- 1	0- 0	0- 0	NEUTRAL	0- 0	0- 0	0- 1				
2- 8	0- 2	0- 0	NON-CONFERENCE	0- 0	0- 1	2- 5				
1- 1	0- 0	0- 0	HOME	0- 0	0- 1	1- 0				
1- 6	0- 2	0- 0	AWAY	0- 0	0- 0	1- 4				
0- 1	0- 0	0- 0	NEUTRAL	0- 0	0- 0	0- 1				
6- 9	0- 0	0- 1	CONFERENCE	1- 0	0- 2	5- 6				
4- 2	0- 0	0- 0	HOME	1- 0	0- 1	3- 1				
2- 7	0- 0	0- 1	AWAY	0- 0	0- 1	2- 5				
0- 0	0- 0	0- 0	NEUTRAL	0- 0	0- 0	0- 0				

RPI 1-25				RPI 26-50				RPI 51-100				RPI 101+ Team's RPI: 260			
RPI	S	Opponent	Score	RPI	S	Opponent	Score	RPI	S	Opponent	Score	RPI	S	Opponent	Score
4	A	Baylor	43 111	49	A	Troy	64 79	79	H	Coastal Caro.	63 61	106	A	UT Arlington	44 71
20	A	DePaul	64 109									106	H	UT Arlington	62 89
												119	H	Southeast Mo. St.	67 79
												154	N	N.C. A&T	50 55
												192	A	Memphis	50 78
												195	A	Little Rock	58 67
												208	A	Louisiana	43 83
												229	A	Murray St.	62 77
												233	H	Appalachian St.	76 58
												234	A	San Diego St.	71 62
												247	A	South Alabama	71 87
												258	A	Texas St.	56 53
												258	H	Texas St.	69 83
												263	A	Louisiana Tech	54 67
												266	A	Tulsa	77 79
												296	A	Ga. Southern	67 80
												296	H	Ga. Southern	69 62
												313	A	Georgia St.	56 67
												313	H	Georgia St.	70 68
												337	H	Ark.-Pine Bluff	81 60
												350	A	La.-Monroe	54 53
LAST 10 Division I															
				49	A	Troy	64 79	313	A	Georgia St.	56 67				
				247	A	South Alabama	71 87	350	A	La.-Monroe	54 53				
				258	H	Texas St.	69 83	79	H	Coastal Caro.	63 61				
				106	H	UT Arlington	62 89	208	A	Louisiana	43 83				
				296	A	Ga. Southern	67 80	195	A	Little Rock	58 67				

Non-Div I Games: Central Baptist 88 63

Arkansas St.

■ Loss,
 ■ Non-Conf,
 ■ S Site,
 ■ Home
 ■ A Away
 N Neutral

Army West Point

Through Games Of Feb. 26, 2020

Average RPI Win:	280	WON-LOST	WINNING	LAST 10	STRENGTH OF	OPP. STRENGTH	TEAM	ADJ.	CONF.	ADJ CONF.
Average RPI Loss:	145	RECORD	PCT. RANK	GAMES	SCHEDULE	OF SCHEDULE	RPI	RPI	RPI	RPI
DIV. I ONLY	7- 20	304	2-8	192	193	295	295	15	15	
DIV. I NON-CONF.	4- 7	225	0	208	275	242	242	15	15	
TOTALS	RPI 1-25	RPI 26-50	W-L RECORDS	RPI 51-100	RPI 101-150	RPI 150+				
7- 20	0- 1	0- 1	OVERALL	0- 4	1- 6	6- 8				
5- 8	0- 1	0- 0	HOME	0- 1	1- 4	4- 2				
2- 12	0- 0	0- 1	AWAY	0- 3	0- 2	2- 6				
0- 0	0- 0	0- 0	NEUTRAL	0- 0	0- 0	0- 0				
4- 7	0- 1	0- 1	NON-CONFERENCE	0- 1	0- 2	4- 2				
2- 3	0- 1	0- 0	HOME	0- 0	0- 2	2- 0				
2- 4	0- 0	0- 1	AWAY	0- 1	0- 0	2- 2				
0- 0	0- 0	0- 0	NEUTRAL	0- 0	0- 0	0- 0				
3- 13	0- 0	0- 0	CONFERENCE	0- 3	1- 4	2- 6				
3- 5	0- 0	0- 0	HOME	0- 1	1- 2	2- 2				
0- 8	0- 0	0- 0	AWAY	0- 2	0- 2	0- 4				
0- 0	0- 0	0- 0	NEUTRAL	0- 0	0- 0	0- 0				

RPI 1-25				RPI 26-50				RPI 51-100				RPI 101+ Team's RPI: 295			
RPI	S	Opponent	Score	RPI	S	Opponent	Score	RPI	S	Opponent	Score	RPI	S	Opponent	Score
19	H	TCU	52 66	28	A	Arizona St.	51 83	52	A	Bucknell	46 77	113	H	William & Mary	65 77
								52	H	Bucknell	52 63	128	H	Columbia	62 71
								61	A	St. John's (NY)	60 96	131	H	Boston U.	66 72
								95	A	Colgate	93 100	133	A	Holy Cross	61 64
												133	H	Holy Cross	61 48
												135	A	Lehigh	72 89
												135	H	Lehigh	65 94
												167	A	Lafayette	58 67
												167	H	Lafayette	52 57
												189	A	American	57 73
												189	H	American	62 67
												207	A	Manhattan	56 86
												264	A	Loyola Maryland	59 68
												264	H	Loyola Maryland	75 55
												280	A	Air Force	68 66
												310	A	St. Francis Brooklyn	64 70
												315	A	Navy	45 57
												315	H	Navy	62 52
												316	A	Fairleigh Dickinson	70 68
												324	H	Bryant	81 75
												330	H	LIU Brooklyn	67 60
LAST 10 Division I															
133	A	Holy Cross	61 64	189	H	American	62 67								
315	H	Navy	62 52	135	H	Lehigh	65 94								
264	H	Loyola Maryland	75 55	52	A	Bucknell	46 77								
135	A	Lehigh	72 89	315	A	Navy	45 57								
167	A	Lafayette	58 67	167	H	Lafayette	52 57								

Non-Div I Games:

Army West Point

Loss, Non-Conf, S Site, H Home A Away N Neutral

Average RPI Win:	179	WON-LOST	WINNING	LAST 10	STRENGTH OF	OPP. STRENGTH	TEAM	ADJ.	CONF.	ADJ CONF.
Average RPI Loss:	50	RECORD	PCT. RANK	GAMES	SCHEDULE	OF SCHEDULE	RPI	RPI	RPI	RPI
DIV. I ONLY	9- 16	254	3-7	7	49	111	111	4	4	
DIV. I NON-CONF.	6- 5	151	0	21	144	71	71	5	5	
TOTALS	RPI 1-25	RPI 26-50	W-L RECORDS	RPI 51-100	RPI 101-150	RPI 150+				
9- 16	0- 6	1- 3	OVERALL	1- 4	2- 3	5- 0				
7- 5	0- 1	1- 2	HOME	0- 1	2- 1	4- 0				
1- 9	0- 5	0- 0	AWAY	0- 2	0- 2	1- 0				
1- 2	0- 0	0- 1	NEUTRAL	1- 1	0- 0	0- 0				
6- 5	0- 1	0- 2	NON-CONFERENCE	1- 1	1- 1	4- 0				
4- 1	0- 0	0- 1	HOME	0- 0	1- 0	3- 0				
1- 2	0- 1	0- 0	AWAY	0- 0	0- 1	1- 0				
1- 2	0- 0	0- 1	NEUTRAL	1- 1	0- 0	0- 0				
3- 11	0- 5	1- 1	CONFERENCE	0- 3	1- 2	1- 0				
3- 4	0- 1	1- 1	HOME	0- 1	1- 1	1- 0				
0- 7	0- 4	0- 0	AWAY	0- 2	0- 1	0- 0				
0- 0	0- 0	0- 0	NEUTRAL	0- 0	0- 0	0- 0				

RPI	S	Opponent	Score	RPI	S	Opponent	Score	RPI	S	Opponent	Score	RPI	S	Opponent	Score	Team's RPI: 111
2	A	South Carolina	53 79	27	H	Old Dominion	77 89	53	N	Dayton	76 74	107	H	Bethune-Cookman	74 56	
14	A	Texas A&M	54 84	29	N	Drake	82 83	57	N	Middle Tenn.	50 73	120	A	Vanderbilt	55 77	
15	A	Mississippi St.	73 78	30	H	LSU	65 60	63	A	Alabama	64 68	120	H	Vanderbilt	70 62	
15	H	Mississippi St.	85 92	37	H	Arkansas	70 86	63	H	Alabama	48 75	122	A	UAB	75 80	
19	A	TCU	65 80					69	A	Georgia	50 61	130	H	Florida	63 83	
21	A	Kentucky	61 68									238	H	Saint Joseph's	66 62	
												247	A	South Alabama	82 62	
												255	H	Jacksonville St.	62 53	
												271	H	Wofford	84 82	
												290	H	Ole Miss	59 43	
LAST 10 Division I																
14	A	Texas A&M	54 84	120	H	Vanderbilt	70 62									
15	H	Mississippi St.	85 92	15	A	Mississippi St.	73 78									
30	H	LSU	65 60	21	A	Kentucky	61 68									
2	A	South Carolina	53 79	290	H	Ole Miss	59 43									
63	A	Alabama	64 68	69	A	Georgia	50 61									

Non-Div I Games:

Auburn

■ Loss,
 ■ Non-Conf, S Site,
 ■ Home
 ■ Away
 N Neutral

Average RPI Win:	271	WON-LOST	WINNING	LAST 10	STRENGTH OF	OPP. STRENGTH	TEAM	ADJ.	CONF.	ADJ CONF.
Average RPI Loss:	119	RECORD	PCT. RANK	GAMES	SCHEDULE	OF SCHEDULE	RPI	RPI	RPI	RPI
DIV. I ONLY	14- 11	141	6-4	262	264	182	182	20	20	
DIV. I NON-CONF.	7- 2	53	0	296	250	98	98	23	23	
TOTALS	RPI 1-25	RPI 26-50	W-L RECORDS	RPI 51-100	RPI 101-150	RPI 150+				
14- 11	0- 1	0- 2	OVERALL	1- 2	0- 2	13- 4				
6- 4	0- 0	0- 1	HOME	1- 1	0- 1	5- 1				
7- 7	0- 1	0- 1	AWAY	0- 1	0- 1	7- 3				
1- 0	0- 0	0- 0	NEUTRAL	0- 0	0- 0	1- 0				
7- 2	0- 1	0- 0	NON-CONFERENCE	1- 0	0- 0	6- 1				
2- 0	0- 0	0- 0	HOME	1- 0	0- 0	1- 0				
4- 2	0- 1	0- 0	AWAY	0- 0	0- 0	4- 1				
1- 0	0- 0	0- 0	NEUTRAL	0- 0	0- 0	1- 0				
7- 9	0- 0	0- 2	CONFERENCE	0- 2	0- 2	7- 3				
4- 4	0- 0	0- 1	HOME	0- 1	0- 1	4- 1				
3- 5	0- 0	0- 1	AWAY	0- 1	0- 1	3- 2				
0- 0	0- 0	0- 0	NEUTRAL	0- 0	0- 0	0- 0				

RPI 1-25				RPI 26-50				RPI 51-100				RPI 101+ Team's RPI: 182			
RPI	S	Opponent	Score	RPI	S	Opponent	Score	RPI	S	Opponent	Score	RPI	S	Opponent	Score
21	A	Kentucky	52 81	50	A	UT Martin	61 65	55	A	Belmont	46 69	119	A	Southeast Mo. St.	43 81
				50	H	UT Martin	61 69	55	H	Belmont	52 53	119	H	Southeast Mo. St.	66 79
								84	H	Illinois St.	77 72	165	N	Binghamton	80 63
												198	A	Chattanooga	50 49
												201	A	Illinois	62 76
												210	A	Tennessee Tech	49 58
												212	A	Eastern Ill.	72 73
												212	H	Eastern Ill.	47 76
												229	H	Murray St.	69 61
												250	A	Alabama A&M	67 61
												255	A	Jacksonville St.	63 57
												285	H	Eastern Ky.	69 53
												304	A	FIU	58 56
												321	H	Evansville	80 64
												334	A	Tennessee St.	87 55
												334	H	Tennessee St.	76 58
												340	A	SIUE	79 62
												340	H	SIUE	74 61
												351	A	Mississippi Val.	100 82
LAST 10 Division I															
212	A	Eastern Ill.	72 73	334	A	Tennessee St.	87 55								
340	A	SIUE	79 62	212	H	Eastern Ill.	47 76								
285	H	Eastern Ky.	69 53	340	H	SIUE	74 61								
229	H	Murray St.	69 61	55	H	Belmont	52 53								
55	A	Belmont	46 69	334	H	Tennessee St.	76 58								

Non-Div I Games: Christian Bros. 82 62 Ky. Wesleyan 103 70

Austin Peay

■ Loss,
 ■ Non-Conf,
 ■ S Site,
 ■ Home
 ■ A Away
 N Neutral

Average RPI Win:	184	WON-LOST	WINNING	LAST 10	STRENGTH OF	OPP. STRENGTH	TEAM	ADJ.	CONF.	ADJ CONF.
Average RPI Loss:	87	RECORD	PCT. RANK	GAMES	SCHEDULE	OF SCHEDULE	RPI	RPI	RPI	RPI
DIV. I ONLY	15- 10	107	7-3	80	89	74	74	11	11	
DIV. I NON-CONF.	4- 5	195	0	81	37	127	127	11	11	
TOTALS	RPI 1-25	RPI 26-50	W-L RECORDS	RPI 51-100	RPI 101-150	RPI 150+				
15- 10	0- 3	0- 1	OVERALL	1- 1	4- 4	10- 1				
7- 3	0- 1	0- 0	HOME	0- 0	2- 2	5- 0				
7- 6	0- 1	0- 1	AWAY	1- 1	2- 2	4- 1				
1- 1	0- 1	0- 0	NEUTRAL	0- 0	0- 0	1- 0				
4- 5	0- 1	0- 1	NON-CONFERENCE	1- 1	0- 2	3- 0				
2- 1	0- 0	0- 0	HOME	0- 0	0- 1	2- 0				
1- 3	0- 0	0- 1	AWAY	1- 1	0- 1	0- 0				
1- 1	0- 1	0- 0	NEUTRAL	0- 0	0- 0	1- 0				
11- 5	0- 2	0- 0	CONFERENCE	0- 0	4- 2	7- 1				
5- 2	0- 1	0- 0	HOME	0- 0	2- 1	3- 0				
6- 3	0- 1	0- 0	AWAY	0- 0	2- 1	4- 1				
0- 0	0- 0	0- 0	NEUTRAL	0- 0	0- 0	0- 0				

RPI 1-25				RPI 26-50				RPI 51-100 Team's RPI: 74				RPI 101+			
RPI	S	Opponent	Score	RPI	S	Opponent	Score	RPI	S	Opponent	Score	RPI	S	Opponent	Score
13	A	Gonzaga	44 59	28	A	Arizona St.	52 60	70	A	Fresno St.	71 65	108	A	Washington St.	50 67
13	H	Gonzaga	43 55					100	A	Boise St.	55 66	109	H	Utah	73 77
16	N	Oregon St.	34 65									114	A	San Diego	45 51
												114	H	San Diego	52 36
												117	A	Pacific	76 66
												117	H	Pacific	65 54
												137	A	Portland	66 54
												137	H	Portland	48 57
												162	N	San Jose St.	75 56
												166	A	Saint Mary's (CA)	65 55
												166	H	Saint Mary's (CA)	60 39
												193	A	Pepperdine	65 47
												203	A	Santa Clara	60 51
												203	H	Santa Clara	71 48
												231	A	San Francisco	58 60
												231	H	San Francisco	57 44
												282	H	Utah St.	67 50
												293	A	LMU (CA)	59 44
												300	H	Utah Valley	71 57
LAST 10 Division I															
231	A	San Francisco	58 60	13	A	Gonzaga	44 59								
203	A	Santa Clara	60 51	137	A	Portland	66 54								
117	H	Pacific	65 54	203	H	Santa Clara	71 48								
166	H	Saint Mary's (CA)	60 39	231	H	San Francisco	57 44								
114	A	San Diego	45 51	166	A	Saint Mary's (CA)	65 55								

Non-Div I Games: Tex. A&M-Kingsville90 38

BYU

Loss, Non-Conf, S Site, H Home A Away N Neutral

Average RPI Win:	185	WON-LOST	WINNING	LAST 10	STRENGTH OF	OPP. STRENGTH	TEAM	ADJ.	CONF.	ADJ CONF.
Average RPI Loss:	83	RECORD	PCT. RANK	GAMES	SCHEDULE	OF SCHEDULE	RPI	RPI	RPI	RPI
DIV. I ONLY	18- 8	63	8-2	155	100	68	68	10	10	
DIV. I NON-CONF.	7- 4	100	0	229	87	122	122	9	9	
TOTALS	RPI 1-25	RPI 26-50	W-L RECORDS	RPI 51-100	RPI 101-150	RPI 150+				
18- 8	0- 1	0- 1	OVERALL	1- 3	5- 2	12- 1				
10- 1	0- 0	0- 1	HOME	1- 0	3- 0	6- 0				
5- 6	0- 1	0- 0	AWAY	0- 3	1- 1	4- 1				
3- 1	0- 0	0- 0	NEUTRAL	0- 0	1- 1	2- 0				
7- 4	0- 0	0- 1	NON-CONFERENCE	1- 2	1- 1	5- 0				
2- 1	0- 0	0- 1	HOME	1- 0	0- 0	1- 0				
2- 2	0- 0	0- 0	AWAY	0- 2	0- 0	2- 0				
3- 1	0- 0	0- 0	NEUTRAL	0- 0	1- 1	2- 0				
11- 4	0- 1	0- 0	CONFERENCE	0- 1	4- 1	7- 1				
8- 0	0- 0	0- 0	HOME	0- 0	3- 0	5- 0				
3- 4	0- 1	0- 0	AWAY	0- 1	1- 1	2- 1				
0- 0	0- 0	0- 0	NEUTRAL	0- 0	0- 0	0- 0				

RPI	S	Opponent	Score	RPI	S	Opponent	Score	RPI	S	Opponent	Score	RPI	S	Opponent	Score
17	A	Central Mich.	39 66	34	H	Western Ky.	86 91	60	A	Ohio	71 79	102	A	Kent St.	68 69
								62	A	IUPUI	48 65	102	H	Kent St.	66 62
								82	A	Cincinnati	56 63	135	N	Lehigh	54 52
								90	H	Butler	74 70	139	N	Wisconsin	56 67
												143	A	Buffalo	69 58
												143	H	Buffalo	69 65
												148	H	Western Mich.	68 65
												155	H	Akron	60 52
												168	N	Providence	52 51
												171	A	Eastern Mich.	58 61
												171	H	Eastern Mich.	59 54
												173	A	Toledo	60 58
												173	H	Toledo	66 60
												179	H	Northern Ill.	97 89
												199	H	Miami (OH)	80 63
												219	A	New Mexico	70 57
												251	A	Bowling Green	86 80
												256	H	Xavier	70 49
												293	N	LMU (CA)	77 72
												336	A	Purdue Fort Wayne	83 52
LAST 10 Division I															
173	H	Toledo	66 60	155	H	Akron	60 52								
171	A	Eastern Mich.	58 61	148	H	Western Mich.	68 65								
179	H	Northern Ill.	97 89	102	A	Kent St.	68 69								
143	A	Buffalo	69 58	199	H	Miami (OH)	80 63								
173	A	Toledo	60 58	143	H	Buffalo	69 65								

Non-Div I Games: Urbana 84 49

Ball St.

■ Loss,
 ■ Non-Conf, S Site,
 ■ Home
 ■ Away
 N Neutral

BB

Baylor

Belmont

Through Games Of Feb. 26, 2020

Average RPI Win:	218	WON-LOST	WINNING	LAST 10	STRENGTH OF	OPP. STRENGTH	TEAM	ADJ.	CONF.	ADJ CONF.
Average RPI Loss:	78	RECORD	PCT. RANK	GAMES	SCHEDULE	OF SCHEDULE	RPI	RPI	RPI	RPI
DIV. I ONLY	19- 8	56	9-1	112	178	55	55	20	20	
DIV. I NON-CONF.	5- 6	187	0	22	12	76	76	23	23	
TOTALS	RPI 1-25	RPI 26-50	W-L RECORDS	RPI 51-100	RPI 101-150	RPI 150+				
19- 8	0- 1	1- 5	OVERALL	1- 0	1- 0	16- 2				
12- 0	0- 0	1- 0	HOME	1- 0	0- 0	10- 0				
7- 6	0- 0	0- 4	AWAY	0- 0	1- 0	6- 2				
0- 2	0- 1	0- 1	NEUTRAL	0- 0	0- 0	0- 0				
5- 6	0- 1	1- 4	NON-CONFERENCE	1- 0	0- 0	3- 1				
4- 0	0- 0	1- 0	HOME	1- 0	0- 0	2- 0				
1- 4	0- 0	0- 3	AWAY	0- 0	0- 0	1- 1				
0- 2	0- 1	0- 1	NEUTRAL	0- 0	0- 0	0- 0				
14- 2	0- 0	0- 1	CONFERENCE	0- 0	1- 0	13- 1				
8- 0	0- 0	0- 0	HOME	0- 0	0- 0	8- 0				
6- 2	0- 0	0- 1	AWAY	0- 0	1- 0	5- 1				
0- 0	0- 0	0- 0	NEUTRAL	0- 0	0- 0	0- 0				

RPI	S	Opponent	Score	RPI	S	Opponent	Score	RPI	S	Opponent	Score	RPI	S	Opponent	Score
3	N	Maryland	26 90	34	A	Western Ky.	46 77	57	H	Middle Tenn.	68 57	119	A	Southeast Mo. St.	57 45
				35	A	Marquette	51 53					173	A	Toledo	48 53
				37	A	Arkansas	60 91					182	A	Austin Peay	53 52
				38	H	UCF	72 37					182	H	Austin Peay	69 46
				39	N	Virginia Tech	58 60					186	H	Northern Ky.	62 45
				50	A	UT Martin	57 74					198	H	Chattanooga	63 50
												210	A	Tennessee Tech	59 47
												212	H	Eastern Ill.	69 45
												229	A	Murray St.	86 56
												229	H	Murray St.	70 53
												254	A	Lipscomb	69 68
												255	A	Jacksonville St.	41 60
												255	H	Jacksonville St.	61 49
												277	A	Morehead St.	63 56
												277	H	Morehead St.	71 62
												285	A	Eastern Ky.	85 46
												285	H	Eastern Ky.	68 48
												334	H	Tennessee St.	70 58
												340	H	SIUE	69 48
LAST 10 Division I															
285	A	Eastern Ky.	85 46	229	H	Murray St.	70 53								
277	A	Morehead St.	63 56	255	A	Jacksonville St.	41 60								
255	H	Jacksonville St.	61 49	210	A	Tennessee Tech	59 47								
334	H	Tennessee St.	70 58	182	A	Austin Peay	53 52								
182	H	Austin Peay	69 46	229	A	Murray St.	86 56								

Non-Div I Games:

Belmont

Loss, Non-Conf, S Site, H Home A Away N Neutral

Bethune-Cookman

Through Games Of Feb. 26, 2020

Average RPI Win:	266	WON-LOST	WINNING	LAST 10	STRENGTH OF	OPP. STRENGTH	TEAM	ADJ.	CONF.	ADJ CONF.
Average RPI Loss:	84	RECORD	PCT. RANK	GAMES	SCHEDULE	OF SCHEDULE	RPI	RPI	RPI	RPI
DIV. I ONLY	19- 5	30	10-0	297	291	107	107	29	29	
DIV. I NON-CONF.	6- 4	123	0	241	94	135	135	29	29	
TOTALS	RPI 1-25	RPI 26-50	W-L RECORDS	RPI 51-100	RPI 101-150	RPI 150+				
19- 5	0- 1	0- 1	OVERALL	0- 1	0- 1	19- 1				
8- 2	0- 1	0- 1	HOME	0- 0	0- 0	8- 0				
10- 3	0- 0	0- 0	AWAY	0- 1	0- 1	10- 1				
1- 0	0- 0	0- 0	NEUTRAL	0- 0	0- 0	1- 0				
6- 4	0- 1	0- 1	NON-CONFERENCE	0- 1	0- 1	6- 0				
1- 2	0- 1	0- 1	HOME	0- 0	0- 0	1- 0				
4- 2	0- 0	0- 0	AWAY	0- 1	0- 1	4- 0				
1- 0	0- 0	0- 0	NEUTRAL	0- 0	0- 0	1- 0				
13- 1	0- 0	0- 0	CONFERENCE	0- 0	0- 0	13- 1				
7- 0	0- 0	0- 0	HOME	0- 0	0- 0	7- 0				
6- 1	0- 0	0- 0	AWAY	0- 0	0- 0	6- 1				
0- 0	0- 0	0- 0	NEUTRAL	0- 0	0- 0	0- 0				

RPI 1-25				RPI 26-50				RPI 51-100				RPI 101+ Team's RPI: 107			
RPI	S	Opponent	Score	RPI	S	Opponent	Score	RPI	S	Opponent	Score	RPI	S	Opponent	Score
17	H	Central Mich.	67 92	49	H	Troy	62 68	63	A	Alabama	49 60	111	A	Auburn	56 74
												154	A	N.C. A&T	69 58
												154	H	N.C. A&T	70 50
												170	A	Jacksonville	53 52
												178	A	Norfolk St.	51 61
												178	H	Norfolk St.	68 62
												214	A	Stetson	59 55
												233	N	Appalachian St.	61 44
												241	H	Morgan St.	74 65
												248	A	Howard	75 59
												248	H	Howard	88 59
												262	A	Delaware St.	66 55
												296	H	Ga. Southern	75 57
												304	A	FIU	65 60
												305	H	N.C. Central	73 52
												325	A	UMES	62 53
												331	H	Coppin St.	82 51
												341	A	Florida A&M	78 57
												344	A	Charleston So.	81 41
												349	A	South Carolina St.	66 55
												349	H	South Carolina St.	86 70
LAST 10 Division I															
				178	H	Norfolk St.	68 62					154	H	N.C. A&T	70 50
				349	H	South Carolina St.	86 70					341	A	Florida A&M	78 57
				262	A	Delaware St.	66 55					349	A	South Carolina St.	66 55
				325	A	UMES	62 53					154	A	N.C. A&T	69 58
				248	H	Howard	88 59					305	H	N.C. Central	73 52

Non-Div I Games: Edward Waters 79 46 Palm Beach Atl. 68 45

Bethune-Cookman

■ Loss,
 ■ Non-Conf,
 ■ S Site,
 ■ H Home
 ■ A Away
 N Neutral

Binghamton

Through Games Of Feb. 26, 2020

Average RPI Win:	273	WON-LOST	WINNING	LAST 10	STRENGTH OF	OPP. STRENGTH	TEAM	ADJ.	CONF.	ADJ CONF.
Average RPI Loss:	183	RECORD	PCT. RANK	GAMES	SCHEDULE	OF SCHEDULE	RPI	RPI	RPI	RPI
DIV. I ONLY	19- 8	56	7-3	340	292	165	165	26	26	
DIV. I NON-CONF.	10- 2	29	0	332	267	132	132	28	28	
TOTALS	RPI 1-25	RPI 26-50	W-L RECORDS	RPI 51-100	RPI 101-150	RPI 150+				
19- 8	0- 0	0- 0	OVERALL	0- 2	0- 1	19- 5				
10- 2	0- 0	0- 0	HOME	0- 1	0- 0	10- 1				
8- 5	0- 0	0- 0	AWAY	0- 1	0- 1	8- 3				
1- 1	0- 0	0- 0	NEUTRAL	0- 0	0- 0	1- 1				
10- 2	0- 0	0- 0	NON-CONFERENCE	0- 0	0- 1	10- 1				
5- 0	0- 0	0- 0	HOME	0- 0	0- 0	5- 0				
4- 1	0- 0	0- 0	AWAY	0- 0	0- 1	4- 0				
1- 1	0- 0	0- 0	NEUTRAL	0- 0	0- 0	1- 1				
9- 6	0- 0	0- 0	CONFERENCE	0- 2	0- 0	9- 4				
5- 2	0- 0	0- 0	HOME	0- 1	0- 0	5- 1				
4- 4	0- 0	0- 0	AWAY	0- 1	0- 0	4- 3				
0- 0	0- 0	0- 0	NEUTRAL	0- 0	0- 0	0- 0				

RPI S	Opponent	Score	RPI S	Opponent	Score	RPI S	Opponent	Score	RPI S	Opponent	Score	Team's RPI: 165
						81	A Stony Brook	54 58	101	A Miami (FL)	56 79	
						81	H Stony Brook	60 67	167	H Lafayette	74 64	
									171	H Eastern Mich.	78 67	
									174	A Maine	65 75	
									174	H Maine	73 63	
									182	N Austin Peay	63 80	
									188	A Cornell	59 56	
									225	A UMass Lowell	62 58	
									225	H UMass Lowell	56 66	
									262	A Delaware St.	75 66	
									275	A New Hampshire	63 53	
									279	A Siena	89 62	
									284	H Niagara	74 55	
									286	A UMBC	61 43	
									286	H UMBC	66 58	
									294	H St. Bonaventure	78 67	
									297	A Vermont	62 65	
									297	H Vermont	76 53	
									316	A Fairleigh Dickinson	60 48	
									322	A Albany (NY)	53 56	
									322	H Albany (NY)	58 42	
									326	H NJIT	75 40	
									345	A Hartford	78 65	
									345	H Hartford	80 44	
									346	N Grambling	88 67	
LAST 10 Division I												
			286	H UMBC	66 58		174	A Maine	65 75			
			345	A Hartford	78 65		322	H Albany (NY)	58 42			
			225	A UMass Lowell	62 58		345	H Hartford	80 44			
			297	H Vermont	76 53		275	A New Hampshire	63 53			
			81	A Stony Brook	54 58		81	H Stony Brook	60 67			

Non-Div I Games: Bloomsburg 70 45

Binghamton

Loss, Non-Conf, S Site, H Home A Away N Neutral

Average RPI Win:	224	WON-LOST	WINNING	LAST 10	STRENGTH OF	OPP. STRENGTH	TEAM	ADJ.	CONF.	ADJ CONF.
Average RPI Loss:	116	RECORD	PCT. RANK	GAMES	SCHEDULE	OF SCHEDULE	RPI	RPI	RPI	RPI
DIV. I ONLY	19- 9	67	7-3	161	156	100	100	17	17	
DIV. I NON-CONF.	6- 4	123	0	68	27	83	83	19	19	
TOTALS	RPI 1-25	RPI 26-50	W-L RECORDS	RPI 51-100	RPI 101-150	RPI 150+				
19- 9	0- 3	0- 0	OVERALL	1- 1	1- 1	17- 4				
11- 4	0- 1	0- 0	HOME	1- 1	0- 1	10- 1				
8- 5	0- 2	0- 0	AWAY	0- 0	1- 0	7- 3				
0- 0	0- 0	0- 0	NEUTRAL	0- 0	0- 0	0- 0				
6- 4	0- 3	0- 0	NON-CONFERENCE	1- 0	1- 1	4- 0				
4- 2	0- 1	0- 0	HOME	1- 0	0- 1	3- 0				
2- 2	0- 2	0- 0	AWAY	0- 0	1- 0	1- 0				
0- 0	0- 0	0- 0	NEUTRAL	0- 0	0- 0	0- 0				
13- 5	0- 0	0- 0	CONFERENCE	0- 1	0- 0	13- 4				
7- 2	0- 0	0- 0	HOME	0- 1	0- 0	7- 1				
6- 3	0- 0	0- 0	AWAY	0- 0	0- 0	6- 3				
0- 0	0- 0	0- 0	NEUTRAL	0- 0	0- 0	0- 0				

RPI 1-25			RPI 26-50			RPI 51-100			Team's RPI: 100	RPI 101+		
RPI	S	Opponent	Score	RPI	S	Opponent	Score	RPI	S	Opponent	Score	
6	A	Louisville	82 98					70	H	Fresno St.	80 85	108 H Washington St. 68 80
10	H	Missouri St.	69 72					74	H	BYU	66 55	122 A UAB 83 81
19	A	TCU	65 77									162 A San Jose St. 61 74
												162 H San Jose St. 85 67
												183 A Wyoming 68 73
												183 H Wyoming 67 48
												193 H Pepperdine 76 74
												205 A UNLV 65 66
												205 H UNLV 81 52
												215 H Portland St. 82 57
												219 A New Mexico 95 76
												219 H New Mexico 83 82
												234 A San Diego St. 69 67
												234 H San Diego St. 86 72
												242 A Nevada 83 72
												242 H Nevada 54 40
												274 A Colorado St. 72 69
												280 A Air Force 74 69
												280 H Air Force 70 61
												282 A Utah St. 65 59
												282 H Utah St. 56 58
												300 H Utah Valley 77 69
												301 A Eastern Wash. 63 61
LAST 10 Division I												
205	H	UNLV	81 52	282	H	Utah St.	56 58					
219	A	New Mexico	95 76	183	H	Wyoming	67 48					
162	H	San Jose St.	85 67	242	A	Nevada	83 72					
234	A	San Diego St.	69 67	162	A	San Jose St.	61 74					
280	A	Air Force	74 69	70	H	Fresno St.	80 85					

Non-Div I Games: Lewis-Clark St. 88 34 Western Ore. 75 32

Boise St.

Loss, Non-Conf, S Site, H Home A Away N Neutral

Average RPI Win:	168	WON-LOST	WINNING	LAST 10	STRENGTH OF	OPP. STRENGTH	TEAM	ADJ.	CONF.	ADJ CONF.
Average RPI Loss:	60	RECORD	PCT. RANK	GAMES	SCHEDULE	OF SCHEDULE	RPI	RPI	RPI	RPI
DIV. I ONLY	17- 10	88	8-2	86	57	76	76	5	5	
DIV. I NON-CONF.	7- 4	100	0	95	151	73	73	4	4	
TOTALS	RPI 1-25	RPI 26-50	W-L RECORDS	RPI 51-100	RPI 101-150	RPI 150+				
17- 10	0- 4	1- 2	OVERALL	1- 2	7- 1	8- 1				
10- 4	0- 2	0- 1	HOME	0- 1	5- 0	5- 0				
6- 5	0- 2	1- 1	AWAY	1- 0	2- 1	2- 1				
1- 1	0- 0	0- 0	NEUTRAL	0- 1	0- 0	1- 0				
7- 4	0- 1	0- 0	NON-CONFERENCE	0- 1	2- 1	5- 1				
5- 0	0- 0	0- 0	HOME	0- 0	1- 0	4- 0				
1- 3	0- 1	0- 0	AWAY	0- 0	1- 1	0- 1				
1- 1	0- 0	0- 0	NEUTRAL	0- 1	0- 0	1- 0				
10- 6	0- 3	1- 2	CONFERENCE	1- 1	5- 0	3- 0				
5- 4	0- 2	0- 1	HOME	0- 1	4- 0	1- 0				
5- 2	0- 1	1- 1	AWAY	1- 0	1- 0	2- 0				
0- 0	0- 0	0- 0	NEUTRAL	0- 0	0- 0	0- 0				

RPI 1-25				RPI 26-50				RPI 51-100 Team's RPI: 76				RPI 101+			
RPI	S	Opponent	Score	RPI	S	Opponent	Score	RPI	S	Opponent	Score	RPI	S	Opponent	Score
6	H	Louisville	70 81	26	A	Florida St.	65 56	51	N	Charlotte	68 84	101	H	Miami (FL)	75 64
7	A	Northwestern	63 66	39	A	Virginia Tech	49 70	65	A	Georgia Tech	55 48	104	H	VCU	87 52
22	H	NC State	54 72	46	H	Virginia	52 69	98	H	Syracuse	79 89	112	H	Wake Forest	67 54
25	A	Duke	73 85									115	A	Notre Dame	75 65
												115	H	Notre Dame	56 55
												116	H	North Carolina	93 75
												131	A	Boston U.	88 57
												133	A	Holy Cross	71 80
												157	N	Tulane	89 76
												168	A	Providence	60 76
												213	H	Rhode Island	66 55
												224	A	Clemson	70 68
												225	H	UMass Lowell	89 46
												262	H	Delaware St.	109 69
												289	A	Pittsburgh	79 70
												289	H	Pittsburgh	70 59
												310	H	St. Francis Brooklyn	106 69
LAST 10 Division I															
101	H	Miami (FL)	75 64	98	H	Syracuse	79 89	112	H	Wake Forest	67 54	26	A	Florida St.	65 56
289	H	Pittsburgh	70 59	39	A	Virginia Tech	49 70	65	A	Georgia Tech	55 48				
116	H	North Carolina	93 75												
115	H	Notre Dame	56 55												
224	A	Clemson	70 68												

Non-Div I Games:

Boston College

■ Loss,
 ■ Non-Conf,
 ■ S Site,
 ■ H Home
 ■ A Away
 N Neutral

Average RPI Win: 194	WON-LOST	WINNING	LAST 10	STRENGTH OF	OPP. STRENGTH	TEAM	ADJ.	CONF.	ADJ CONF.
Average RPI Loss: 142	RECORD	PCT. RANK	GAMES	SCHEDULE	OF SCHEDULE	RPI	RPI	RPI	RPI
DIV. I ONLY	16- 11	119	8-2	163	153	131	131	15	15
DIV. I NON-CONF.	5- 6	187	0	159	116	181	181	15	15
TOTALS	RPI 1-25	RPI 26-50	W-L RECORDS	RPI 51-100	RPI 101-150	RPI 150+			
16- 11	0- 0	0- 0	OVERALL	2- 4	4- 3	10- 4			
9- 5	0- 0	0- 0	HOME	1- 4	3- 1	5- 0			
7- 6	0- 0	0- 0	AWAY	1- 0	1- 2	5- 4			
0- 0	0- 0	0- 0	NEUTRAL	0- 0	0- 0	0- 0			
5- 6	0- 0	0- 0	NON-CONFERENCE	0- 3	1- 2	4- 1			
2- 4	0- 0	0- 0	HOME	0- 3	1- 1	1- 0			
3- 2	0- 0	0- 0	AWAY	0- 0	0- 1	3- 1			
0- 0	0- 0	0- 0	NEUTRAL	0- 0	0- 0	0- 0			
11- 5	0- 0	0- 0	CONFERENCE	2- 1	3- 1	6- 3			
7- 1	0- 0	0- 0	HOME	1- 1	2- 0	4- 0			
4- 4	0- 0	0- 0	AWAY	1- 0	1- 1	2- 3			
0- 0	0- 0	0- 0	NEUTRAL	0- 0	0- 0	0- 0			

RPI S	Opponent	Score	RPI S	Opponent	Score	RPI S	Opponent	Score	RPI S	Opponent	Score	Team's RPI: 131
						52	H Bucknell	48	126	H Northeastern	56	
						58	H Marist	89	133	A Holy Cross	51	
						76	H Boston College	88	133	H Holy Cross	70	
						95	A Colgate	58	135	A Lehigh	51	
						95	H Colgate	70	135	H Lehigh	47	
						96	H Harvard	66	136	A California	73	
									140	H Massachusetts	58	
									159	A UC Davis	75	
									160	H Dartmouth	56	
									167	A Lafayette	59	
									167	H Lafayette	40	
									174	A Maine	49	
									189	A American	55	
									189	H American	44	
									264	A Loyola Maryland	39	
									264	H Loyola Maryland	42	
									275	A New Hampshire	64	
									295	A Army West Point	66	
									315	A Navy	46	
									315	H Navy	56	
									322	A Albany (NY)	58	
LAST 10 Division I												
			135	H Lehigh	48 47				133	A Holy Cross	51	
			189	A American	54 55				52	H Bucknell	48	
			167	H Lafayette	47 40				264	A Loyola Maryland	39	
			315	H Navy	71 56				133	H Holy Cross	70	
			95	A Colgate	60 58				315	A Navy	46	

Non-Div I Games:

Boston U.

■ Loss,
 ■ Non-Conf,
 ■ S Site,
 ■ H Home
 ■ A Away
 N Neutral

Bowling Green

Through Games Of Feb. 26, 2020

Average RPI Win:	207	WON-LOST	WINNING	LAST 10	STRENGTH OF	OPP. STRENGTH	TEAM	ADJ.	CONF.	ADJ CONF.
Average RPI Loss:	135	RECORD	PCT. RANK	GAMES	SCHEDULE	OF SCHEDULE	RPI	RPI	RPI	RPI
DIV. I ONLY	7- 18	297	2-8	122	150	251	251	10	10	
DIV. I NON-CONF.	5- 5	164	0	190	268	152	152	9	9	
TOTALS	RPI 1-25	RPI 26-50	W-L RECORDS	RPI 51-100	RPI 101-150	RPI 150+				
7- 18	0- 1	0- 1	OVERALL	1- 2	1- 7	5- 7				
4- 6	0- 0	0- 0	HOME	1- 1	1- 1	2- 4				
2- 10	0- 1	0- 1	AWAY	0- 1	0- 5	2- 2				
1- 2	0- 0	0- 0	NEUTRAL	0- 0	0- 1	1- 1				
5- 5	0- 0	0- 1	NON-CONFERENCE	0- 0	0- 3	5- 1				
2- 0	0- 0	0- 0	HOME	0- 0	0- 0	2- 0				
2- 3	0- 0	0- 1	AWAY	0- 0	0- 2	2- 0				
1- 2	0- 0	0- 0	NEUTRAL	0- 0	0- 1	1- 1				
2- 13	0- 1	0- 0	CONFERENCE	1- 2	1- 4	0- 6				
2- 6	0- 0	0- 0	HOME	1- 1	1- 1	0- 4				
0- 7	0- 1	0- 0	AWAY	0- 1	0- 3	0- 2				
0- 0	0- 0	0- 0	NEUTRAL	0- 0	0- 0	0- 0				

RPI 1-25				RPI 26-50				RPI 51-100				RPI 101+ Team's RPI: 251			
RPI	S	Opponent	Score	RPI	S	Opponent	Score	RPI	S	Opponent	Score	RPI	S	Opponent	Score
17	A	Central Mich.	75 82	40	A	Purdue	74 81	60	A	Ohio	69 79	102	A	Kent St.	47 61
								60	H	Ohio	82 68	129	N	Green Bay	54 73
								68	H	Ball St.	80 86	143	A	Buffalo	59 65
												143	H	Buffalo	56 62
												148	A	Western Mich.	55 69
												148	H	Western Mich.	72 63
												149	A	Loyola Chicago	76 84
												150	A	Valparaiso	90 95
												155	H	Akron	73 76
												171	A	Eastern Mich.	61 78
												171	H	Eastern Mich.	58 70
												173	A	Toledo	72 79
												179	H	Northern Ill.	87 92
												199	H	Miami (OH)	59 80
												200	H	Cleveland St.	89 62
												230	A	Marshall	82 69
												231	N	San Francisco	56 64
												236	A	Milwaukee	63 51
												277	H	Morehead St.	79 65
												299	N	California Baptist	98 60
LAST 10 Division I															
60	H	Ohio	82 68	179	H	Northern Ill.	87 92								
143	H	Buffalo	56 62	102	A	Kent St.	47 61								
148	A	Western Mich.	55 69	199	H	Miami (OH)	59 80								
17	A	Central Mich.	75 82	60	A	Ohio	69 79								
171	H	Eastern Mich.	58 70	148	H	Western Mich.	72 63								

Non-Div I Games: Davis & Elkins 91 52 Notre Dame (OH) 88 54

Bowling Green

Loss, Non-Conf, S Site, H Home A Away N Neutral

Average RPI Win:	178	WON-LOST	WINNING	LAST 10	STRENGTH OF	OPP. STRENGTH	TEAM	ADJ.	CONF.	ADJ CONF.
Average RPI Loss:	59	RECORD	PCT. RANK	GAMES	SCHEDULE	OF SCHEDULE	RPI	RPI	RPI	RPI
DIV. I ONLY	18- 6	41	6-4	101	101	36	36	8	8	
DIV. I NON-CONF.	8- 2	51	0	268	140	91	91	7	7	
TOTALS	RPI 1-25	RPI 26-50	W-L RECORDS	RPI 51-100	RPI 101-150	RPI 150+				
18- 6	0- 1	1- 2	OVERALL	3- 2	5- 1	9- 0				
10- 0	0- 0	1- 0	HOME	2- 0	2- 0	5- 0				
5- 5	0- 1	0- 2	AWAY	1- 2	2- 0	2- 0				
3- 1	0- 0	0- 0	NEUTRAL	0- 0	1- 1	2- 0				
8- 2	0- 0	0- 1	NON-CONFERENCE	0- 0	1- 1	7- 0				
3- 0	0- 0	0- 0	HOME	0- 0	0- 0	3- 0				
2- 1	0- 0	0- 1	AWAY	0- 0	0- 0	2- 0				
3- 1	0- 0	0- 0	NEUTRAL	0- 0	1- 1	2- 0				
10- 4	0- 1	1- 1	CONFERENCE	3- 2	4- 0	2- 0				
7- 0	0- 0	1- 0	HOME	2- 0	2- 0	2- 0				
3- 4	0- 1	0- 1	AWAY	1- 2	2- 0	0- 0				
0- 0	0- 0	0- 0	NEUTRAL	0- 0	0- 0	0- 0				

RPI 1-25				RPI 26-50				Team's RPI: 36				RPI 51-100				RPI 101+			
RPI	S	Opponent	Score	RPI	S	Opponent	Score	RPI	S	Opponent	Score	RPI	S	Opponent	Score	RPI	S	Opponent	Score
10	A	Missouri St.	56 90	29	A	Drake	72 85	78	A	UNI	57 64	103	N	Liberty	63 75				
				29	H	Drake	77 76	78	H	UNI	61 47	121	N	Richmond	61 57				
				32	A	Michigan	57 77	84	A	Illinois St.	66 62	149	A	Loyola Chicago	60 47				
								84	H	Illinois St.	76 61	149	H	Loyola Chicago	71 50				
								99	A	Southern Ill.	50 64	150	A	Valparaiso	75 61				
												150	H	Valparaiso	90 69				
												152	H	Jackson St.	78 69				
												194	A	Western Ill.	84 49				
												199	H	Miami (OH)	79 68				
												235	N	George Mason	61 59				
												265	H	North Dakota St.	70 64				
												268	H	Indiana St.	91 75				
												278	A	Oakland	74 58				
												301	N	Eastern Wash.	66 46				
												321	H	Evansville	82 51				
LAST 10 Division I																			
78	A	UNI	57 64	99	A	Southern Ill.	50 64												
29	A	Drake	72 85	10	A	Missouri St.	56 90												
149	H	Loyola Chicago	71 50	29	H	Drake	77 76												
150	H	Valparaiso	90 69	78	H	UNI	61 47												
84	A	Illinois St.	66 62	150	A	Valparaiso	75 61												

Non-Div I Games: Eureka 101 39

Bradley

Average RPI Win: 250	WON-LOST	WINNING	LAST 10	STRENGTH OF	OPP. STRENGTH	TEAM	ADJ.	CONF.	ADJ CONF.
Average RPI Loss: 138	RECORD	PCT. RANK	GAMES	SCHEDULE	OF SCHEDULE	RPI	RPI	RPI	RPI
DIV. I ONLY	8- 15	263	2-8	164	203	218	218	7	7
DIV. I NON-CONF.	6- 7	182	0	294	337	241	241	8	8
TOTALS	RPI 1-25	RPI 26-50	W-L RECORDS	RPI 51-100	RPI 101-150	RPI 150+			
8- 15	0- 1	0- 1	OVERALL	0- 4	0- 4	8- 5			
2- 7	0- 1	0- 1	HOME	0- 1	0- 2	2- 2			
6- 7	0- 0	0- 0	AWAY	0- 3	0- 2	6- 2			
0- 1	0- 0	0- 0	NEUTRAL	0- 0	0- 0	0- 1			
6- 7	0- 0	0- 0	NON-CONFERENCE	0- 1	0- 2	6- 4			
1- 3	0- 0	0- 0	HOME	0- 0	0- 1	1- 2			
5- 3	0- 0	0- 0	AWAY	0- 1	0- 1	5- 1			
0- 1	0- 0	0- 0	NEUTRAL	0- 0	0- 0	0- 1			
2- 8	0- 1	0- 1	CONFERENCE	0- 3	0- 2	2- 1			
1- 4	0- 1	0- 1	HOME	0- 1	0- 1	1- 0			
1- 4	0- 0	0- 0	AWAY	0- 2	0- 1	1- 1			
0- 0	0- 0	0- 0	NEUTRAL	0- 0	0- 0	0- 0			

RPI 1-25				RPI 26-50				RPI 51-100				RPI 101+ Team's RPI: 218			
RPI	S	Opponent	Score	RPI	S	Opponent	Score	RPI	S	Opponent	Score	RPI	S	Opponent	Score
9	H	Princeton	48 85	47	H	Penn	73 85	67	A	Yale	72 79	128	A	Columbia	60 74
								67	H	Yale	40 73	128	H	Columbia	66 76
								71	A	South Fla.	60 70	133	H	Holy Cross	71 83
								96	A	Harvard	53 68	140	A	Massachusetts	42 95
												160	A	Dartmouth	83 71
												174	H	Maine	76 70
												185	H	Merrimack	57 72
												188	A	Cornell	63 74
												188	H	Cornell	77 73
												213	N	Rhode Island	44 89
												227	A	Fairfield	58 44
												275	A	New Hampshire	76 68
												276	A	Longwood	76 86
												304	A	FIU	72 57
												324	A	Bryant	56 50
												324	H	Bryant	44 45
												348	A	Central Conn. St.	83 73
LAST 10 Division I															
188	H	Cornell	77 73	160	A	Dartmouth	83 71								
128	H	Columbia	66 76	128	A	Columbia	60 74								
9	H	Princeton	48 85	188	A	Cornell	63 74								
47	H	Penn	73 85	67	H	Yale	40 73								
96	A	Harvard	53 68	67	A	Yale	72 79								

Non-Div I Games:

Brown

■ Loss,
 ■ Non-Conf, S Site,
 ■ Home
 ■ Away
 N Neutral

B
r
y
a
n
tB
r
y
a
n
t

Bryant

Average RPI Win:	201	WON-LOST	WINNING	LAST 10	STRENGTH OF	OPP. STRENGTH	TEAM	ADJ.	CONF.	ADJ CONF.
Average RPI Loss:	134	RECORD	PCT. RANK	GAMES	SCHEDULE	OF SCHEDULE	RPI	RPI	RPI	RPI
DIV. I ONLY	21- 6	32	8-2	171	167	52	52	15	15	
DIV. I NON-CONF.	7- 4	100	0	144	171	96	96	15	15	
TOTALS	RPI 1-25	RPI 26-50	W-L RECORDS	RPI 51-100	RPI 101-150	RPI 150+				
21- 6	0- 0	1- 1	OVERALL	3- 2	4- 1	13- 2				
11- 1	0- 0	1- 0	HOME	1- 1	2- 0	7- 0				
8- 5	0- 0	0- 1	AWAY	1- 1	2- 1	5- 2				
2- 0	0- 0	0- 0	NEUTRAL	1- 0	0- 0	1- 0				
7- 4	0- 0	1- 1	NON-CONFERENCE	1- 2	0- 0	5- 1				
3- 1	0- 0	1- 0	HOME	0- 1	0- 0	2- 0				
2- 3	0- 0	0- 1	AWAY	0- 1	0- 0	2- 1				
2- 0	0- 0	0- 0	NEUTRAL	1- 0	0- 0	1- 0				
14- 2	0- 0	0- 0	CONFERENCE	2- 0	4- 1	8- 1				
8- 0	0- 0	0- 0	HOME	1- 0	2- 0	5- 0				
6- 2	0- 0	0- 0	AWAY	1- 0	2- 1	3- 1				
0- 0	0- 0	0- 0	NEUTRAL	0- 0	0- 0	0- 0				

RPI S	Opponent	Score	RPI S	Opponent	Score	RPI S	Opponent	Score	RPI S	Opponent	Score
42	H Drexel	60 49	46	A Virginia	60 84	81	A Stony Brook	73 78	131	A Boston U.	48 52
						82	N Cincinnati	56 48	133	A Holy Cross	51 40
						94	H Temple	61 72	133	H Holy Cross	63 45
						95	A Colgate	76 65	135	A Lehigh	71 50
						95	H Colgate	66 43	135	H Lehigh	67 56
									167	H Lafayette	50 36
									187	A Quinnipiac	69 76
									189	A American	60 57
									189	H American	68 43
									235	A George Mason	64 51
									248	N Howard	70 60
									264	A Loyola Maryland	50 60
									264	H Loyola Maryland	66 42
									270	A Saint Francis (PA)	70 46
									294	H St. Bonaventure	68 60
									295	A Army West Point	63 52
									295	H Army West Point	77 46
									298	H Monmouth	71 37
									315	A Navy	61 34
									315	H Navy	75 65
LAST 10 Division I											
95	A Colgate	76 65	264	H Loyola Maryland	66 42						
135	H Lehigh	67 56	131	A Boston U.	48 52						
133	H Holy Cross	63 45	295	H Army West Point	77 46						
189	A American	60 57	264	A Loyola Maryland	50 60						
315	H Navy	75 65	95	H Colgate	66 43						

Non-Div I Games:

Bucknell

Buffalo

Through Games Of Feb. 26, 2020

Average RPI Win:	201	WON-LOST	WINNING	LAST 10	STRENGTH OF	OPP. STRENGTH	TEAM	ADJ.	CONF.	ADJ CONF.
Average RPI Loss:	110	RECORD	PCT. RANK	GAMES	SCHEDULE	OF SCHEDULE	RPI	RPI	RPI	RPI
DIV. I ONLY	15- 11	134	3-7	174	122	143	143	10	10	
DIV. I NON-CONF.	9- 2	37	0	202	207	54	54	9	9	
TOTALS	RPI 1-25	RPI 26-50	W-L RECORDS	RPI 51-100	RPI 101-150	RPI 150+				
15- 11	0- 2	1- 0	OVERALL	1- 3	2- 1	11- 5				
8- 5	0- 1	0- 0	HOME	1- 2	1- 0	6- 2				
5- 6	0- 1	0- 0	AWAY	0- 1	1- 1	4- 3				
2- 0	0- 0	1- 0	NEUTRAL	0- 0	0- 0	1- 0				
9- 2	0- 1	1- 0	NON-CONFERENCE	1- 0	1- 0	6- 1				
5- 0	0- 0	0- 0	HOME	1- 0	1- 0	3- 0				
2- 2	0- 1	0- 0	AWAY	0- 0	0- 0	2- 1				
2- 0	0- 0	1- 0	NEUTRAL	0- 0	0- 0	1- 0				
6- 9	0- 1	0- 0	CONFERENCE	0- 3	1- 1	5- 4				
3- 5	0- 1	0- 0	HOME	0- 2	0- 0	3- 2				
3- 4	0- 0	0- 0	AWAY	0- 1	1- 1	2- 2				
0- 0	0- 0	0- 0	NEUTRAL	0- 0	0- 0	0- 0				

RPI 1-25				RPI 26-50				RPI 51-100				RPI 101+ Team's RPI: 143			
RPI	S	Opponent	Score	RPI	S	Opponent	Score	RPI	S	Opponent	Score	RPI	S	Opponent	Score
8	A	Stanford	69 88	42	N	Drexel	63 59	53	H	Dayton	67 59	102	A	Kent St.	57 44
17	H	Central Mich.	93 98					60	H	Ohio	65 76	128	H	Columbia	82 75
								68	A	Ball St.	65 69	148	A	Western Mich.	62 74
								68	H	Ball St.	58 69	155	H	Akron	63 69
												160	H	Dartmouth	73 49
												162	A	San Jose St.	88 95
												171	H	Eastern Mich.	66 63
												173	A	Toledo	59 71
												173	H	Toledo	62 78
												179	A	Northern Ill.	63 64
												189	N	American	73 55
												199	A	Miami (OH)	86 72
												199	H	Miami (OH)	88 72
												251	A	Bowling Green	62 56
												251	H	Bowling Green	65 59
												284	A	Niagara	81 67
												294	A	St. Bonaventure	46 36
												338	H	Canisius	71 55
												348	H	Central Conn. St.	61 56
LAST 10 Division I															
199	H	Miami (OH)	88 72	173	H	Toledo	62 78								
251	A	Bowling Green	62 56	179	A	Northern Ill.	63 64								
155	H	Akron	63 69	17	H	Central Mich.	93 98								
68	H	Ball St.	58 69	102	A	Kent St.	57 44								
148	A	Western Mich.	62 74	68	A	Ball St.	65 69								

Non-Div I Games:

Buffalo

■ Loss,
 ■ Non-Conf, S Site,
 ■ Home
 ■ Away
 N Neutral

Average RPI Win:	172	WON-LOST	WINNING	LAST 10	STRENGTH OF	OPP. STRENGTH	TEAM	ADJ.	CONF.	ADJ CONF.
Average RPI Loss:	46	RECORD	PCT. RANK	GAMES	SCHEDULE	OF SCHEDULE	RPI	RPI	RPI	RPI
DIV. I ONLY	19- 8	56	7-3	127	71	90	90	6	6	
DIV. I NON-CONF.	8- 3	68	0	196	122	116	116	6	6	
TOTALS	RPI 1-25	RPI 26-50	W-L RECORDS	RPI 51-100	RPI 101-150	RPI 150+				
19- 8	0- 3	3- 1	OVERALL	4- 4	0- 0	12- 0				
13- 4	0- 2	2- 0	HOME	2- 2	0- 0	9- 0				
5- 3	0- 1	1- 1	AWAY	1- 1	0- 0	3- 0				
1- 1	0- 0	0- 0	NEUTRAL	1- 1	0- 0	0- 0				
8- 3	0- 1	0- 0	NON-CONFERENCE	2- 2	0- 0	6- 0				
7- 1	0- 1	0- 0	HOME	1- 0	0- 0	6- 0				
0- 1	0- 0	0- 0	AWAY	0- 1	0- 0	0- 0				
1- 1	0- 0	0- 0	NEUTRAL	1- 1	0- 0	0- 0				
11- 5	0- 2	3- 1	CONFERENCE	2- 2	0- 0	6- 0				
6- 3	0- 1	2- 0	HOME	1- 2	0- 0	3- 0				
5- 2	0- 1	1- 1	AWAY	1- 0	0- 0	3- 0				
0- 0	0- 0	0- 0	NEUTRAL	0- 0	0- 0	0- 0				

RPI 1-25				RPI 26-50				RPI 51-100 Team's RPI: 90				RPI 101+			
RPI	S	Opponent	Score	RPI	S	Opponent	Score	RPI	S	Opponent	Score	RPI	S	Opponent	Score
18	H	Indiana	53 64	35	A	Marquette	54 76	60	N	Ohio	60 55	155	H	Akron	76 55
20	A	DePaul	60 89	35	H	Marquette	61 55	61	H	St. John's (NY)	42 67	168	A	Providence	50 47
20	H	DePaul	65 80	43	A	Creighton	73 67	62	H	IUPUI	64 61	168	H	Providence	51 42
				43	H	Creighton	76 61	68	A	Ball St.	70 74	172	H	High Point	74 52
								69	N	Georgia	36 69	240	A	Georgetown	47 46
								72	A	Villanova	58 41	240	H	Georgetown	60 42
								72	H	Villanova	63 61	256	A	Xavier	78 70
								74	H	Seton Hall	62 67	256	H	Xavier	63 61
												281	H	Wagner	74 58
												285	H	Eastern Ky.	73 41
												333	H	Detroit Mercy	82 60
												336	H	Purdue Fort Wayne	85 58
LAST 10 Division I															
168	H	Providence	51 42	240	H	Georgetown	60 42								
43	H	Creighton	76 61	256	H	Xavier	63 61								
35	A	Marquette	54 76	43	A	Creighton	73 67								
20	A	DePaul	60 89	168	A	Providence	50 47								
72	H	Villanova	63 61	20	H	DePaul	65 80								

Non-Div I Games:

Butler

■ Loss,
 ■ Non-Conf,
 ■ S Site,
 ■ H Home
 ■ A Away
 N Neutral

CSU Bakersfield

Through Games Of Feb. 26, 2020

Average RPI Win:	259	WON-LOST	WINNING	LAST 10	STRENGTH OF	OPP. STRENGTH	TEAM	ADJ.	CONF.	ADJ CONF.
Average RPI Loss:	217	RECORD	PCT. RANK	GAMES	SCHEDULE	OF SCHEDULE	RPI	RPI	RPI	RPI
DIV. I ONLY	12- 11	166	4-6	286	319	232	232	31	31	
DIV. I NON-CONF.	5- 5	164	0	116	173	140	140	32	32	
TOTALS	RPI 1-25	RPI 26-50	W-L RECORDS	RPI 51-100	RPI 101-150	RPI 150+				
12- 11	0- 2	0- 0	OVERALL	0- 0	1- 1	11- 8				
8- 4	0- 0	0- 0	HOME	0- 0	1- 0	7- 4				
4- 7	0- 2	0- 0	AWAY	0- 0	0- 1	4- 4				
0- 0	0- 0	0- 0	NEUTRAL	0- 0	0- 0	0- 0				
5- 5	0- 2	0- 0	NON-CONFERENCE	0- 0	1- 1	4- 2				
5- 0	0- 0	0- 0	HOME	0- 0	1- 0	4- 0				
0- 5	0- 2	0- 0	AWAY	0- 0	0- 1	0- 2				
0- 0	0- 0	0- 0	NEUTRAL	0- 0	0- 0	0- 0				
7- 6	0- 0	0- 0	CONFERENCE	0- 0	0- 0	7- 6				
3- 4	0- 0	0- 0	HOME	0- 0	0- 0	3- 4				
4- 2	0- 0	0- 0	AWAY	0- 0	0- 0	4- 2				
0- 0	0- 0	0- 0	NEUTRAL	0- 0	0- 0	0- 0				

RPI 1-25				RPI 26-50				RPI 51-100				RPI 101+ Team's RPI: 232			
RPI	S	Opponent	Score	RPI	S	Opponent	Score	RPI	S	Opponent	Score	RPI	S	Opponent	Score
13	A	Gonzaga	48 92									117	H	Pacific	80 70
16	A	Oregon St.	50 69									127	A	Washington	49 80
												153	A	Wright St.	60 65
												162	H	San Jose St.	75 71
												209	A	UMKC	43 58
												209	H	UMKC	70 60
												226	A	Grand Canyon	59 54
												259	H	North Texas	61 52
												267	H	UC Santa Barbara	66 62
												299	A	California Baptist	66 61
												299	H	California Baptist	53 55
												300	A	Utah Valley	55 53
												300	H	Utah Valley	56 63
												302	A	UC Riverside	52 53
												303	A	Seattle U	57 63
												303	H	Seattle U	55 43
												305	H	N.C. Central	80 71
												314	H	UTRGV	52 66
												319	H	New Mexico St.	60 59
												347	A	Chicago St.	58 51
												347	H	Chicago St.	58 60
LAST 10 Division I															
303	H	Seattle U	55 43	314	H	UTRGV	52 66								
300	H	Utah Valley	56 63	319	H	New Mexico St.	60 59								
209	A	UMKC	43 58	303	A	Seattle U	57 63								
347	A	Chicago St.	58 51	300	A	Utah Valley	55 53								
299	H	California Baptist	53 55	347	H	Chicago St.	58 60								

Non-Div I Games: Westcliff 100 44 Fresno Pacific 95 64 Cal St. Dom. Hills 83 74

CSU Bakersfield

Loss, Non-Conf, S Site, H Home A Away N Neutral

Average RPI Win: 240	WON-LOST	WINNING	LAST 10	STRENGTH OF	OPP. STRENGTH	TEAM	ADJ.	CONF.	ADJ CONF.
Average RPI Loss: 194	RECORD	PCT. RANK	GAMES	SCHEDULE	OF SCHEDULE	RPI	RPI	RPI	RPI
DIV. I ONLY	9- 16	254	3-7	290	183	283	283	28	28
DIV. I NON-CONF.	4- 9	250	0	280	32	272	272	26	26
TOTALS	RPI 1-25	RPI 26-50	W-L RECORDS	RPI 51-100	RPI 101-150	RPI 150+			
9- 16	0- 1	0- 1	OVERALL	0- 1	1- 2	8- 11			
4- 7	0- 1	0- 1	HOME	0- 1	1- 0	3- 4			
4- 8	0- 0	0- 0	AWAY	0- 0	0- 2	4- 6			
1- 1	0- 0	0- 0	NEUTRAL	0- 0	0- 0	1- 1			
4- 9	0- 1	0- 1	NON-CONFERENCE	0- 1	1- 2	3- 4			
1- 4	0- 1	0- 1	HOME	0- 1	1- 0	0- 1			
2- 4	0- 0	0- 0	AWAY	0- 0	0- 2	2- 2			
1- 1	0- 0	0- 0	NEUTRAL	0- 0	0- 0	1- 1			
5- 7	0- 0	0- 0	CONFERENCE	0- 0	0- 0	5- 7			
3- 3	0- 0	0- 0	HOME	0- 0	0- 0	3- 3			
2- 4	0- 0	0- 0	AWAY	0- 0	0- 0	2- 4			
0- 0	0- 0	0- 0	NEUTRAL	0- 0	0- 0	0- 0			

RPI 1-25				RPI 26-50				RPI 51-100				RPI 101+ Team's RPI: 283			
RPI	S	Opponent	Score	RPI	S	Opponent	Score	RPI	S	Opponent	Score	RPI	S	Opponent	Score
12	H	UCLA	44 58	46	H	Virginia	47 72	83	H	Southern California	53 69	108	A	Washington St.	61 71
												114	A	San Diego	40 59
												137	H	Portland	73 64
												159	A	UC Davis	39 61
												197	A	Hawaii	66 70
												197	H	Hawaii	58 54
												203	H	Santa Clara	55 76
												222	N	SMU	58 68
												228	A	Cal St. Fullerton	57 50
												228	H	Cal St. Fullerton	63 57
												231	A	San Francisco	61 79
												234	A	San Diego St.	74 69
												267	A	UC Santa Barbara	60 65
												267	H	UC Santa Barbara	55 65
												268	N	Indiana St.	67 59
												287	A	Long Beach St.	52 60
												288	A	UC Irvine	56 51
												288	H	UC Irvine	70 62
												293	A	LMU (CA)	56 54
												299	A	California Baptist	56 64
												302	H	UC Riverside	62 67
												311	H	Cal Poly	41 52
LAST 10 Division I															
				228	A	Cal St. Fullerton	57 50					311	H	Cal Poly	41 52
				267	A	UC Santa Barbara	60 65					159	A	UC Davis	39 61
				267	H	UC Santa Barbara	55 65					288	A	UC Irvine	56 51
				197	A	Hawaii	66 70					287	A	Long Beach St.	52 60
				302	H	UC Riverside	62 67					228	H	Cal St. Fullerton	63 57

Non-Div I Games: Hope Int'l 77 54

CSUN

■ Loss,
 ■ Non-Conf,
 ■ S Site,
 ■ Home
 ■ Away
 N Neutral

Average RPI Win:	289	WON-LOST	WINNING	LAST 10	STRENGTH OF	OPP. STRENGTH	TEAM	ADJ.	CONF.	ADJ CONF.
Average RPI Loss:	198	RECORD	PCT. RANK	GAMES	SCHEDULE	OF SCHEDULE	RPI	RPI	RPI	RPI
DIV. I ONLY	7- 17	295	4-6	261	307	311	311	28	28	
DIV. I NON-CONF.	2- 8	295	0	173	233	307	307	26	26	
TOTALS	RPI 1-25	RPI 26-50	W-L RECORDS	RPI 51-100	RPI 101-150	RPI 150+				
7- 17	0- 0	0- 2	OVERALL	0- 1	0- 0	7- 14				
5- 7	0- 0	0- 1	HOME	0- 1	0- 0	5- 5				
2- 10	0- 0	0- 1	AWAY	0- 0	0- 0	2- 9				
0- 0	0- 0	0- 0	NEUTRAL	0- 0	0- 0	0- 0				
2- 8	0- 0	0- 2	NON-CONFERENCE	0- 1	0- 0	2- 5				
2- 3	0- 0	0- 1	HOME	0- 1	0- 0	2- 1				
0- 5	0- 0	0- 1	AWAY	0- 0	0- 0	0- 4				
0- 0	0- 0	0- 0	NEUTRAL	0- 0	0- 0	0- 0				
5- 9	0- 0	0- 0	CONFERENCE	0- 0	0- 0	5- 9				
3- 4	0- 0	0- 0	HOME	0- 0	0- 0	3- 4				
2- 5	0- 0	0- 0	AWAY	0- 0	0- 0	2- 5				
0- 0	0- 0	0- 0	NEUTRAL	0- 0	0- 0	0- 0				

RPI S	Opponent	Score	RPI S	Opponent	Score	RPI S	Opponent	Score	RPI S	Opponent	Score	Team's RPI: 311
27	H Old Dominion	55 61	27	H Old Dominion	55 61	70	H Fresno St.	52 79	159	A UC Davis	58 71	
28	A Arizona St.	41 66	28	A Arizona St.	41 66				159	H UC Davis	36 42	
									166	A Saint Mary's (CA)	67 84	
									193	A Pepperdine	53 63	
									197	H Hawaii	46 59	
									228	A Cal St. Fullerton	64 65	
									228	H Cal St. Fullerton	60 67	
									242	A Nevada	40 71	
									244	A Denver	66 96	
									267	A UC Santa Barbara	50 52	
									267	H UC Santa Barbara	56 52	
									273	H Lamar University	57 56	
									283	A CSUN	52 41	
									287	A Long Beach St.	69 72	
									287	H Long Beach St.	61 41	
									288	A UC Irvine	51 54	
									288	H UC Irvine	57 68	
									302	A UC Riverside	62 52	
									302	H UC Riverside	75 70	
									303	H Seattle U	49 72	
									306	H Sacramento St.	62 43	
LAST 10 Division I												
267	H UC Santa Barbara	56 52	287	H Long Beach St.	61 41							
288	A UC Irvine	51 54	197	H Hawaii	46 59							
302	A UC Riverside	62 52	283	A CSUN	52 41							
228	H Cal St. Fullerton	60 67	228	A Cal St. Fullerton	64 65							
159	A UC Davis	58 71	159	H UC Davis	36 42							

Non-Div I Games: Holy Names 100 35

Cal Poly

■ Loss,
 ■ Non-Conf, S Site,
 ■ Home
 ■ Away
 N Neutral

Average RPI Win:	260	WON-LOST	WINNING	LAST 10	STRENGTH OF	OPP. STRENGTH	TEAM	ADJ.	CONF.	ADJ CONF.
Average RPI Loss:	224	RECORD	PCT. RANK	GAMES	SCHEDULE	OF SCHEDULE	RPI	RPI	RPI	RPI
DIV. I ONLY	14- 11	141	4-6	333	282	228	228	28	28	
DIV. I NON-CONF.	8- 5	117	0	297	276	185	185	26	26	
TOTALS	RPI 1-25	RPI 26-50	W-L RECORDS	RPI 51-100	RPI 101-150	RPI 150+				
14- 11	0- 0	0- 0	OVERALL	0- 0	1- 0	13- 11				
7- 5	0- 0	0- 0	HOME	0- 0	0- 0	7- 5				
7- 6	0- 0	0- 0	AWAY	0- 0	1- 0	6- 6				
0- 0	0- 0	0- 0	NEUTRAL	0- 0	0- 0	0- 0				
8- 5	0- 0	0- 0	NON-CONFERENCE	0- 0	1- 0	7- 5				
4- 2	0- 0	0- 0	HOME	0- 0	0- 0	4- 2				
4- 3	0- 0	0- 0	AWAY	0- 0	1- 0	3- 3				
0- 0	0- 0	0- 0	NEUTRAL	0- 0	0- 0	0- 0				
6- 6	0- 0	0- 0	CONFERENCE	0- 0	0- 0	6- 6				
3- 3	0- 0	0- 0	HOME	0- 0	0- 0	3- 3				
3- 3	0- 0	0- 0	AWAY	0- 0	0- 0	3- 3				
0- 0	0- 0	0- 0	NEUTRAL	0- 0	0- 0	0- 0				

RPI 1-25				RPI 26-50				RPI 51-100				RPI 101+				Team's RPI: 228	
RPI	S	Opponent	Score	RPI	S	Opponent	Score	RPI	S	Opponent	Score	RPI	S	Opponent	Score		
												114	A	San Diego	72	67	
												159	A	UC Davis	71	61	
												159	H	UC Davis	61	72	
												164	H	Montana	69	71	
												177	A	Southern Utah	63	79	
												181	H	Delaware	55	72	
												197	A	Hawaii	72	79	
												205	A	UNLV	64	58	
												226	A	Grand Canyon	80	70	
												231	A	San Francisco	63	71	
												234	A	San Diego St.	45	55	
												267	A	UC Santa Barbara	70	68	
												267	H	UC Santa Barbara	66	75	
												280	H	Air Force	79	70	
												282	H	Utah St.	83	62	
												283	A	CSUN	57	63	
												283	H	CSUN	50	57	
												287	H	Long Beach St.	69	65	
												288	A	UC Irvine	75	82	
												293	A	LMU (CA)	79	74	
												299	H	California Baptist	97	93	
												302	H	UC Riverside	71	61	
												303	H	Seattle U	81	63	
												311	A	Cal Poly	67	60	
												311	H	Cal Poly	65	64	
LAST 10 Division I																	
				283	H	CSUN	50	57		159	H	UC Davis	61	72			
				159	A	UC Davis	71	61		311	H	Cal Poly	65	64			
				311	A	Cal Poly	67	60		267	H	UC Santa Barbara	66	75			
				288	A	UC Irvine	75	82		197	A	Hawaii	72	79			
				302	H	UC Riverside	71	61		283	A	CSUN	57	63			

Non-Div I Games:

Cal St. Fullerton

■ Loss,
 ■ Non-Conf,
 ■ S Site,
 ■ Home
 ■ A Away
 N Neutral

California

Through Games Of Feb. 26, 2020

Average RPI Win:	196	WON-LOST	WINNING	LAST 10	STRENGTH OF	OPP. STRENGTH	TEAM	ADJ.	CONF.	ADJ CONF.
Average RPI Loss:	51	RECORD	PCT. RANK	GAMES	SCHEDULE	OF SCHEDULE	RPI	RPI	RPI	RPI
DIV. I ONLY	10- 17	252	2-8	19	22	136	136	1	1	
DIV. I NON-CONF.	8- 3	68	0	73	203	58	58	2	2	
TOTALS	RPI 1-25	RPI 26-50	W-L RECORDS	RPI 51-100	RPI 101-150	RPI 150+				
10- 17	0- 9	1- 0	OVERALL	0- 4	3- 4	6- 0				
7- 10	0- 5	1- 0	HOME	0- 2	1- 3	5- 0				
3- 7	0- 4	0- 0	AWAY	0- 2	2- 1	1- 0				
0- 0	0- 0	0- 0	NEUTRAL	0- 0	0- 0	0- 0				
8- 3	0- 2	1- 0	NON-CONFERENCE	0- 1	1- 0	6- 0				
7- 1	0- 1	1- 0	HOME	0- 0	1- 0	5- 0				
1- 2	0- 1	0- 0	AWAY	0- 1	0- 0	1- 0				
0- 0	0- 0	0- 0	NEUTRAL	0- 0	0- 0	0- 0				
2- 14	0- 7	0- 0	CONFERENCE	0- 3	2- 4	0- 0				
0- 9	0- 4	0- 0	HOME	0- 2	0- 3	0- 0				
2- 5	0- 3	0- 0	AWAY	0- 1	2- 1	0- 0				
0- 0	0- 0	0- 0	NEUTRAL	0- 0	0- 0	0- 0				

RPI S	Opponent	Score	RPI S	Opponent	Score	RPI S	Opponent	Score	RPI S	Opponent	Score	Team's RPI: 136
1	A Oregon	55 105	37	H Arkansas	84 80	73	A Colorado	57 64	108	A Washington St.	66 92	
1	H Oregon	61 93				73	H Colorado	50 62	108	H Washington St.	75 96	
5	A UConn	61 72				83	H Southern California	67 75	109	A Utah	88 74	
8	A Stanford	40 73				96	A Harvard	53 56	109	H Utah	62 71	
8	H Stanford	65 79							127	A Washington	81 74	
12	H UCLA	70 74							127	H Washington	64 67	
16	A Oregon St.	44 81							131	H Boston U.	73 62	
16	H Oregon St.	63 76							203	H Santa Clara	69 65	
21	H Kentucky	61 63							226	H Grand Canyon	72 53	
									234	A San Diego St.	74 48	
									287	H Long Beach St.	68 45	
									302	H UC Riverside	84 61	
									305	H N.C. Central	90 69	
LAST 10 Division I												
16	H Oregon St.	63 76	83	H Southern California	67 75							
1	H Oregon	61 93	127	A Washington	81 74							
109	A Utah	88 74	108	A Washington St.	66 92							
73	A Colorado	57 64	73	H Colorado	50 62							
12	H UCLA	70 74	109	H Utah	62 71							

Non-Div I Games:

California

Loss, Non-Conf, S Site, H Home A Away N Neutral

California Sports				Through Games of Feb. 10, 1910					
Average RPI Win: 264	WON-LOST	WINNING	LAST 10	STRENGTH OF	OPP. STRENGTH	TEAM	ADJ.	CONF.	ADJ CONF.
Average RPI Loss: 237	RECORD	PCT. RANK	GAMES	SCHEDULE	OF SCHEDULE	RPI	RPI	RPI	RPI
DIV. I ONLY	10- 15	234	4-6	298	341	299	299	31	31
DIV. I NON-CONF.	6- 6	164	0	215	326	223	223	32	32

TOTALS	RPI 1-25	RPI 26-50	W-L RECORDS	RPI 51-100	RPI 101-150	RPI 150+			
10- 15	0- 1	0- 0	OVERALL	0- 0	0- 0	10- 14			
7- 5	0- 0	0- 0	HOME	0- 0	0- 0	7- 5			
3- 7	0- 0	0- 0	AWAY	0- 0	0- 0	3- 7			
0- 3	0- 1	0- 0	NEUTRAL	0- 0	0- 0	0- 2			
6- 6	0- 1	0- 0	NON-CONFERENCE	0- 0	0- 0	6- 5			
5- 1	0- 0	0- 0	HOME	0- 0	0- 0	5- 1			
1- 2	0- 0	0- 0	AWAY	0- 0	0- 0	1- 2			
0- 3	0- 1	0- 0	NEUTRAL	0- 0	0- 0	0- 2			
4- 9	0- 0	0- 0	CONFERENCE	0- 0	0- 0	4- 9			
2- 4	0- 0	0- 0	HOME	0- 0	0- 0	2- 4			
2- 5	0- 0	0- 0	AWAY	0- 0	0- 0	2- 5			
0- 0	0- 0	0- 0	NEUTRAL	0- 0	0- 0	0- 0			

RPI 1-25			
RPI	S	Opponent	Score
8	N	Stanford	78 83
RPI 26-50			
RPI	S	Opponent	Score
RPI 51-100			
RPI	S	Opponent	Score
RPI 101+			
RPI	S	Opponent	Score
161	H	Northern Ariz.	98 79
169	A	Idaho St.	74 68
196	N	Houston	75 96
209	A	UMKC	65 75
209	H	UMKC	81 83
226	A	Grand Canyon	66 72
226	H	Grand Canyon	58 62
228	A	Cal St. Fullerton	93 97
232	A	CSU Bakersfield	55 53
232	H	CSU Bakersfield	61 66
234	H	San Diego St.	68 80
250	H	Alabama A&M	60 55
251	N	Bowling Green	60 98
267	H	UC Santa Barbara	85 81
283	H	CSUN	64 56
287	H	Long Beach St.	79 70
300	A	Utah Valley	57 74
300	H	Utah Valley	80 67
302	A	UC Riverside	64 80
303	H	Seattle U	49 83
314	A	UTRGV	68 87
319	A	New Mexico St.	56 57
347	A	Chicago St.	80 65
347	H	Chicago St.	103 68
Team's RPI: 299			

Non-Div I Games:	Ottawa (AZ)	103	75	Westcliff	108	43	LIFE Pacific	93	48
------------------	-------------	-----	----	-----------	-----	----	--------------	----	----

California Baptist

■ Loss, ■ Non-Conf, S Site, H Home A Away N Neutral

Average RPI Win:	251	WON-LOST	WINNING	LAST 10	STRENGTH OF	OPP. STRENGTH	TEAM	ADJ.	CONF.	ADJ CONF.
Average RPI Loss:	202	RECORD	PCT. RANK	GAMES	SCHEDULE	OF SCHEDULE	RPI	RPI	RPI	RPI
DIV. I ONLY	18- 6	41	9-1	305	320	118	118	25	25	
DIV. I NON-CONF.	3- 4	201	0	278	273	221	221	27	27	
TOTALS	RPI 1-25	RPI 26-50	W-L RECORDS	RPI 51-100	RPI 101-150	RPI 150+				
18- 6	0- 0	0- 1	OVERALL	0- 0	2- 1	16- 4				
9- 1	0- 0	0- 0	HOME	0- 0	1- 0	8- 1				
9- 5	0- 0	0- 1	AWAY	0- 0	1- 1	8- 3				
0- 0	0- 0	0- 0	NEUTRAL	0- 0	0- 0	0- 0				
3- 4	0- 0	0- 1	NON-CONFERENCE	0- 0	1- 1	2- 2				
2- 0	0- 0	0- 0	HOME	0- 0	1- 0	1- 0				
1- 4	0- 0	0- 1	AWAY	0- 0	0- 1	1- 2				
0- 0	0- 0	0- 0	NEUTRAL	0- 0	0- 0	0- 0				
15- 2	0- 0	0- 0	CONFERENCE	0- 0	1- 0	14- 2				
7- 1	0- 0	0- 0	HOME	0- 0	0- 0	7- 1				
8- 1	0- 0	0- 0	AWAY	0- 0	1- 0	7- 1				
0- 0	0- 0	0- 0	NEUTRAL	0- 0	0- 0	0- 0				

RPI 1-25			RPI 26-50			RPI 51-100			RPI 101+ Team's RPI: 118		
RPI	S	Opponent	Score	RPI	S	Opponent	Score	RPI	S	Opponent	Score
				27	A	Old Dominion	44 59				
								112	A	Wake Forest	46 74
								134	H	UNC Greensboro	72 64
								144	A	Hampton	68 31
								172	A	High Point	68 66
								172	H	High Point	73 36
								184	H	Gardner-Webb	48 44
								202	A	Radford	43 32
								202	H	Radford	42 48
								216	H	Kennesaw St.	63 51
								249	A	UNC Asheville	52 60
								249	H	UNC Asheville	59 52
								252	A	Winthrop	61 58
								252	H	Winthrop	63 47
								276	A	Longwood	70 55
								276	H	Longwood	81 76
								305	A	N.C. Central	64 67
								308	A	Presbyterian	53 47
								317	A	Hofstra	55 58
								327	A	USC Upstate	80 72
								327	H	USC Upstate	50 38
								339	A	Western Caro.	61 40
								344	A	Charleston So.	43 42
								344	H	Charleston So.	61 36
LAST 10 Division I											
				344	A	Charleston So.	43 42				
				276	H	Longwood	81 76				
				252	A	Winthrop	61 58				
				202	H	Radford	42 48				
				172	A	High Point	68 66				
				249	H	UNC Asheville	59 52				
				327	A	USC Upstate	80 72				
				202	A	Radford	43 32				
				344	H	Charleston So.	61 36				
				308	A	Presbyterian	53 47				

Non-Div I Games: St. Andrews 122 56 Bluefield Col. 65 41

Campbell

Loss, Non-Conf, S Site, H Home A Away N Neutral

Average RPI Win:	280	WON-LOST	WINNING	LAST 10	STRENGTH OF	OPP. STRENGTH	TEAM	ADJ.	CONF.	ADJ CONF.
Average RPI Loss:	213	RECORD	PCT. RANK	GAMES	SCHEDULE	OF SCHEDULE	RPI	RPI	RPI	RPI
DIV. I ONLY	5- 21	319	3-7	311	284	338	338	24	24	
DIV. I NON-CONF.	1- 8	322	0	313	281	344	344	25	25	
TOTALS	RPI 1-25	RPI 26-50	W-L RECORDS	RPI 51-100	RPI 101-150	RPI 150+				
5- 21	0- 0	0- 0	OVERALL	0- 4	0- 1	5- 16				
4- 8	0- 0	0- 0	HOME	0- 3	0- 0	4- 5				
1- 12	0- 0	0- 0	AWAY	0- 1	0- 1	1- 10				
0- 1	0- 0	0- 0	NEUTRAL	0- 0	0- 0	0- 1				
1- 8	0- 0	0- 0	NON-CONFERENCE	0- 1	0- 1	1- 6				
1- 2	0- 0	0- 0	HOME	0- 1	0- 0	1- 1				
0- 5	0- 0	0- 0	AWAY	0- 0	0- 1	0- 4				
0- 1	0- 0	0- 0	NEUTRAL	0- 0	0- 0	0- 1				
4- 13	0- 0	0- 0	CONFERENCE	0- 3	0- 0	4- 10				
3- 6	0- 0	0- 0	HOME	0- 2	0- 0	3- 4				
1- 7	0- 0	0- 0	AWAY	0- 1	0- 0	1- 6				
0- 0	0- 0	0- 0	NEUTRAL	0- 0	0- 0	0- 0				

RPI S	Opponent	Score	RPI S	Opponent	Score	RPI S	Opponent	Score	RPI S	Opponent	Score	Team's RPI: 338
						58	A Marist	72 86	143	A Buffalo	55 71	
						58	H Marist	59 90	173	A Toledo	65 83	
						92	H Rider	57 70	187	A Quinnipiac	71 74	
						95	H Colgate	69 90	207	A Manhattan	50 68	
									207	H Manhattan	56 63	
									214	A Stetson	52 68	
									220	H Iona	57 60	
									227	A Fairfield	70 72	
									227	H Fairfield	70 63	
									233	N Appalachian St.	57 74	
									253	A Youngstown St.	59 87	
									279	A Siena	43 72	
									279	H Siena	63 68	
									284	A Niagara	62 81	
									284	H Niagara	78 56	
									294	H St. Bonaventure	84 82	
									297	A Vermont	53 76	
									298	A Monmouth	71 62	
									298	H Monmouth	54 53	
									322	H Albany (NY)	53 70	
									323	A Saint Peter's	58 67	
									323	H Saint Peter's	68 86	
LAST 10 Division I												
			284	H Niagara	78 56		227	H Fairfield	70 63			
			298	H Monmouth	54 53		220	H Iona	57 60			
			207	H Manhattan	56 63		279	A Siena	43 72			
			323	A Saint Peter's	58 67		284	A Niagara	62 81			
			58	A Marist	72 86		323	H Saint Peter's	68 86			

Non-Div I Games:

Canisius

■ Loss,
 ■ Non-Conf,
 ■ S Site,
 ■ H Home
 ■ A Away
 N Neutral

Central Ark.

Through Games Of Feb. 26, 2020

Average RPI Win:	286	WON-LOST	WINNING	LAST 10	STRENGTH OF	OPP. STRENGTH	TEAM	ADJ.	CONF.	ADJ CONF.
Average RPI Loss:	141	RECORD	PCT. RANK	GAMES	SCHEDULE	OF SCHEDULE	RPI	RPI	RPI	RPI
DIV. I ONLY	8- 15	263	4-6	178	273	243	243	23	23	
DIV. I NON-CONF.	1- 5	313	0	48	109	230	230	24	24	
TOTALS	RPI 1-25	RPI 26-50	W-L RECORDS	RPI 51-100	RPI 101-150	RPI 150+				
8- 15	0- 1	0- 0	OVERALL	0- 4	0- 1	8- 9				
4- 5	0- 0	0- 0	HOME	0- 1	0- 1	4- 3				
4- 10	0- 1	0- 0	AWAY	0- 3	0- 0	4- 6				
0- 0	0- 0	0- 0	NEUTRAL	0- 0	0- 0	0- 0				
1- 5	0- 1	0- 0	NON-CONFERENCE	0- 1	0- 0	1- 3				
1- 0	0- 0	0- 0	HOME	0- 0	0- 0	1- 0				
0- 5	0- 1	0- 0	AWAY	0- 1	0- 0	0- 3				
0- 0	0- 0	0- 0	NEUTRAL	0- 0	0- 0	0- 0				
7- 10	0- 0	0- 0	CONFERENCE	0- 3	0- 1	7- 6				
3- 5	0- 0	0- 0	HOME	0- 1	0- 1	3- 3				
4- 5	0- 0	0- 0	AWAY	0- 2	0- 0	4- 3				
0- 0	0- 0	0- 0	NEUTRAL	0- 0	0- 0	0- 0				

RPI 1-25				RPI 26-50				RPI 51-100				RPI 101+ Team's RPI: 243			
RPI	S	Opponent	Score	RPI	S	Opponent	Score	RPI	S	Opponent	Score	RPI	S	Opponent	Score
14	A	Texas A&M	46 76					54	A	Tennessee	36 63	105	H	Abilene Christian	64 74
								91	A	A&M-Corpus Christi	47 67	151	A	Sam Houston St.	58 73
								97	A	SFA	41 102	151	H	Sam Houston St.	54 72
								97	H	SFA	37 58	152	H	Jackson St.	57 54
												157	A	Tulane	38 65
												158	A	New Orleans	73 85
												158	H	New Orleans	37 49
												186	A	Northern Ky.	56 72
												195	A	Little Rock	48 63
												239	A	Southeastern La.	42 63
												257	A	Incarinate Word	47 37
												269	A	Nicholls St.	53 46
												269	H	Nicholls St.	58 67
												273	H	Lamar University	53 29
												318	H	Houston Baptist	63 39
												335	A	Northwestern St.	51 44
												343	A	McNeese	70 57
												343	H	McNeese	70 49
LAST 10 Division I															
269	H	Nicholls St.	58 67	273	H	Lamar University	53 29								
97	H	SFA	37 58	335	A	Northwestern St.	51 44								
151	A	Sam Houston St.	58 73	239	A	Southeastern La.	42 63								
158	A	New Orleans	73 85	105	H	Abilene Christian	64 74								
343	H	McNeese	70 49	269	A	Nicholls St.	53 46								

Non-Div I Games: Hendrix 104 28 Central Baptist 66 43 Crowley's Ridge 82 26

Central Ark.

Loss, Non-Conf, S Site, H Home A Away N Neutral

Average RPI Win:	313	WON-LOST	WINNING	LAST 10	STRENGTH OF	OPP. STRENGTH	TEAM	ADJ.	CONF.	ADJ CONF.
Average RPI Loss:	233	RECORD	PCT. RANK	GAMES	SCHEDULE	OF SCHEDULE	RPI	RPI	RPI	RPI
DIV. I ONLY	2- 24	348	1-9	334	333	348	348	30	30	
DIV. I NON-CONF.	1- 10	329	0	298	282	334	334	30	30	
TOTALS	RPI 1-25	RPI 26-50	W-L RECORDS	RPI 51-100	RPI 101-150	RPI 150+				
2- 24	0- 0	0- 1	OVERALL	0- 0	0- 6	2- 17				
1- 9	0- 0	0- 0	HOME	0- 0	0- 1	1- 8				
1- 15	0- 0	0- 1	AWAY	0- 0	0- 5	1- 9				
0- 0	0- 0	0- 0	NEUTRAL	0- 0	0- 0	0- 0				
1- 10	0- 0	0- 1	NON-CONFERENCE	0- 0	0- 3	1- 6				
0- 3	0- 0	0- 0	HOME	0- 0	0- 0	0- 3				
1- 7	0- 0	0- 1	AWAY	0- 0	0- 3	1- 3				
0- 0	0- 0	0- 0	NEUTRAL	0- 0	0- 0	0- 0				
1- 14	0- 0	0- 0	CONFERENCE	0- 0	0- 3	1- 11				
1- 6	0- 0	0- 0	HOME	0- 0	0- 1	1- 5				
0- 8	0- 0	0- 0	AWAY	0- 0	0- 2	0- 6				
0- 0	0- 0	0- 0	NEUTRAL	0- 0	0- 0	0- 0				

RPI S	Opponent	Score	RPI S	Opponent	Score	RPI S	Opponent	Score	RPI S	Opponent	Score	Team's RPI: 348
			31 A	FGCU	60 94				125 A	Duquesne	33 72	
									132 A	Robert Morris	42 80	
									132 H	Robert Morris	56 86	
									135 A	Lehigh	51 70	
									142 A	Mt. St. Mary's	64 72	
									143 A	Buffalo	56 61	
									185 H	Merrimack	56 65	
									191 A	Fla. Atlantic	54 72	
									218 H	Brown	73 83	
									225 H	UMass Lowell	54 56	
									270 A	Saint Francis (PA)	68 72	
									270 H	Saint Francis (PA)	52 64	
									275 A	New Hampshire	59 70	
									281 A	Wagner	56 63	
									281 H	Wagner	66 63	
									289 A	Pittsburgh	73 81	
									309 A	Sacred Heart	58 66	
									309 H	Sacred Heart	52 54	
									316 A	Fairleigh Dickinson	47 66	
									316 H	Fairleigh Dickinson	55 63	
									322 H	Albany (NY)	63 73	
									324 A	Bryant	47 59	
									324 H	Bryant	51 62	
									330 A	LIU Brooklyn	61 63	
									345 A	Hartford	61 54	
LAST 10 Division I												
			281 A	Wagner	56 63				132 A	Robert Morris	42 80	
			316 H	Fairleigh Dickinson	55 63				309 H	Sacred Heart	52 54	
			324 H	Bryant	51 62				281 H	Wagner	66 63	
			324 A	Bryant	47 59				316 A	Fairleigh Dickinson	47 66	
			270 A	Saint Francis (PA)	68 72				142 A	Mt. St. Mary's	64 72	

Non-Div I Games:

Central Conn. St.

■ Loss,
 ■ Non-Conf, S Site,
 ■ Home
 ■ Away
 N Neutral

Average RPI Win:	143	WON-LOST	WINNING	LAST 10	STRENGTH OF	OPP. STRENGTH	TEAM	ADJ.	CONF.	ADJ CONF.
Average RPI Loss:	52	RECORD	PCT. RANK	GAMES	SCHEDULE	OF SCHEDULE	RPI	RPI	RPI	RPI
DIV. I ONLY	22- 4	20	10-0	38	102	17	17	10	10	
DIV. I NON-CONF.	7- 4	100	0	8	70	20	20	9	9	
TOTALS	RPI 1-25	RPI 26-50	W-L RECORDS	RPI 51-100	RPI 101-150	RPI 150+				
22- 4	0- 1	0- 2	OVERALL	6- 0	6- 1	10- 0				
12- 1	0- 0	0- 0	HOME	4- 0	3- 1	5- 0				
10- 3	0- 1	0- 2	AWAY	2- 0	3- 0	5- 0				
0- 0	0- 0	0- 0	NEUTRAL	0- 0	0- 0	0- 0				
7- 4	0- 1	0- 2	NON-CONFERENCE	3- 0	2- 1	2- 0				
4- 1	0- 0	0- 0	HOME	2- 0	1- 1	1- 0				
3- 3	0- 1	0- 2	AWAY	1- 0	1- 0	1- 0				
0- 0	0- 0	0- 0	NEUTRAL	0- 0	0- 0	0- 0				
15- 0	0- 0	0- 0	CONFERENCE	3- 0	4- 0	8- 0				
8- 0	0- 0	0- 0	HOME	2- 0	2- 0	4- 0				
7- 0	0- 0	0- 0	AWAY	1- 0	2- 0	4- 0				
0- 0	0- 0	0- 0	NEUTRAL	0- 0	0- 0	0- 0				

RPI 1-25				RPI 26-50				RPI 51-100				RPI 101+			
RPI	S	Opponent	Score	RPI	S	Opponent	Score	RPI	S	Opponent	Score	RPI	S	Opponent	Score
6	A	Louisville	63 76	34	A	Western Ky.	58 93	53	H	Dayton	81 80	102	H	Kent St.	71 58
				38	A	UCF	58 64	58	H	Marist	77 54	107	A	Bethune-Cookman	92 67
								60	A	Ohio	73 71	126	H	Northeastern	79 63
								60	H	Ohio	92 90	129	H	Green Bay	105 111
								68	H	Ball St.	66 39	143	A	Buffalo	98 93
								77	A	South Dakota St.	79 74	148	A	Western Mich.	80 70
												148	H	Western Mich.	76 60
												155	A	Akron	77 72
												171	A	Eastern Mich.	89 82
												173	H	Toledo	73 66
												179	A	Northern Ill.	70 66
												179	H	Northern Ill.	66 60
												199	A	Miami (OH)	99 87
												199	H	Miami (OH)	76 70
												220	H	Iona	70 50
												251	H	Bowling Green	82 75
												278	A	Oakland	65 47
LAST 10 Division I															
148	H	Western Mich.	76 60	179	H	Northern Ill.	66 60	60	H	Ohio	92 90				
179	A	Northern Ill.	70 66	143	A	Buffalo	98 93	173	H	Toledo	73 66				
102	H	Kent St.	71 58	171	A	Eastern Mich.	89 82								
251	H	Bowling Green	82 75												
199	A	Miami (OH)	99 87												

Non-Div I Games:

Central Mich.

■ Loss,
 ■ Non-Conf,
 ■ S Site,
 ■ H Home
 ■ A Away
 N Neutral

Charleston So.

Through Games Of Feb. 26, 2020

Average RPI Win:	249	WON-LOST	WINNING	LAST 10	STRENGTH OF	OPP. STRENGTH	TEAM	ADJ.	CONF.	ADJ CONF.
Average RPI Loss:	219	RECORD	PCT. RANK	GAMES	SCHEDULE	OF SCHEDULE	RPI	RPI	RPI	RPI
DIV. I ONLY	2- 22	344	1-9	257	339	344	344	25	25	
DIV. I NON-CONF.	0- 7	338	0	262	334	345	345	27	27	
TOTALS	RPI 1-25	RPI 26-50	W-L RECORDS	RPI 51-100	RPI 101-150	RPI 150+				
2- 22	0- 0	0- 1	OVERALL	0- 0	0- 5	2- 16				
1- 12	0- 0	0- 0	HOME	0- 0	0- 3	1- 9				
1- 10	0- 0	0- 1	AWAY	0- 0	0- 2	1- 7				
0- 0	0- 0	0- 0	NEUTRAL	0- 0	0- 0	0- 0				
0- 7	0- 0	0- 1	NON-CONFERENCE	0- 0	0- 2	0- 4				
0- 4	0- 0	0- 0	HOME	0- 0	0- 1	0- 3				
0- 3	0- 0	0- 1	AWAY	0- 0	0- 1	0- 1				
0- 0	0- 0	0- 0	NEUTRAL	0- 0	0- 0	0- 0				
2- 15	0- 0	0- 0	CONFERENCE	0- 0	0- 3	2- 12				
1- 8	0- 0	0- 0	HOME	0- 0	0- 2	1- 6				
1- 7	0- 0	0- 0	AWAY	0- 0	0- 1	1- 6				
0- 0	0- 0	0- 0	NEUTRAL	0- 0	0- 0	0- 0				

RPI 1-25			RPI 26-50			RPI 51-100			RPI 101+			Team's RPI: 344
RPI	S	Opponent	Score	RPI	S	Opponent	Score	RPI	S	Opponent	Score	
				26	A	Florida St.	36 88					

Non-Div I Games: Columbia (SC) 76 59 Virginia-Lynchburg 92 55

Charleston So.

Loss, Non-Conf, S Site, H Home A Away N Neutral

Average RPI Win:	185	WON-LOST	WINNING	LAST 10	STRENGTH OF	OPP. STRENGTH	TEAM	ADJ.	CONF.	ADJ CONF.
Average RPI Loss:	91	RECORD	PCT. RANK	GAMES	SCHEDULE	OF SCHEDULE	RPI	RPI	RPI	RPI
DIV. I ONLY	19- 7	47	8-2	110	109	51	51	13	13	
DIV. I NON-CONF.	9- 2	37	0	169	45	52	52	16	16	
TOTALS	RPI 1-25	RPI 26-50	W-L RECORDS	RPI 51-100	RPI 101-150	RPI 150+				
19- 7	0- 1	1- 2	OVERALL	2- 2	4- 0	12- 2				
10- 2	0- 0	1- 1	HOME	1- 1	1- 0	7- 0				
7- 5	0- 1	0- 1	AWAY	0- 1	3- 0	4- 2				
2- 0	0- 0	0- 0	NEUTRAL	1- 0	0- 0	1- 0				
9- 2	0- 1	0- 0	NON-CONFERENCE	1- 1	3- 0	5- 0				
4- 1	0- 0	0- 0	HOME	0- 1	1- 0	3- 0				
3- 1	0- 1	0- 0	AWAY	0- 0	2- 0	1- 0				
2- 0	0- 0	0- 0	NEUTRAL	1- 0	0- 0	1- 0				
10- 5	0- 0	1- 2	CONFERENCE	1- 1	1- 0	7- 2				
6- 1	0- 0	1- 1	HOME	1- 0	0- 0	4- 0				
4- 4	0- 0	0- 1	AWAY	0- 1	1- 0	3- 2				
0- 0	0- 0	0- 0	NEUTRAL	0- 0	0- 0	0- 0				

RPI S	Opponent	Score	RPI S	Opponent	Score	RPI S	Opponent	Score	RPI S	Opponent	Score
21	A Kentucky	39 86	27	A Old Dominion	51 54	57	A Middle Tenn.	59 83	112	A Wake Forest	77 65
			27	H Old Dominion	63 59	64	H Rice	62 51	121	H Richmond	78 59
			34	H Western Ky.	56 60	76	N Boston College	84 68	122	A UAB	83 75
						89	H Fordham	51 76	123	A Davidson	75 64
									157	N Tulane	60 56
									181	H Delaware	61 57
									184	H Gardner-Webb	74 49
									191	A Fla. Atlantic	44 65
									204	A Southern Miss.	59 55
									204	H Southern Miss.	63 59
									221	A UTEP	76 82
									230	H Marshall	52 46
									245	A East Carolina	59 47
									259	H North Texas	72 59
									263	H Louisiana Tech	55 37
									304	A FIU	64 50
									312	A UTSA	67 47
									325	H UMES	64 44
LAST 10 Division I											
204	A Southern Miss.	59 55	221	A UTEP	76 82						
27	H Old Dominion	63 59	204	H Southern Miss.	63 59						
64	H Rice	62 51	263	H Louisiana Tech	55 37						
259	H North Texas	72 59	304	A FIU	64 50						
312	A UTSA	67 47	191	A Fla. Atlantic	44 65						

Non-Div I Games:

Charlotte

■ Loss,
■ Non-Conf, S Site,
■ Home
■ Away
N Neutral

Chattanooga

Through Games Of Feb. 26, 2020

Average RPI Win:	233	WON-LOST	WINNING	LAST 10	STRENGTH OF	OPP. STRENGTH	TEAM	ADJ.	CONF.	ADJ CONF.
Average RPI Loss:	132	RECORD	PCT. RANK	GAMES	SCHEDULE	OF SCHEDULE	RPI	RPI	RPI	RPI
DIV. I ONLY	10- 17	252	7-3	97	207	198	198	27	27	
DIV. I NON-CONF.	1- 13	337	0	13	77	211	211	22	22	
TOTALS	RPI 1-25	RPI 26-50	W-L RECORDS	RPI 51-100	RPI 101-150	RPI 150+				
10- 17	0- 2	0- 3	OVERALL	0- 4	2- 2	8- 6				
5- 7	0- 0	0- 2	HOME	0- 1	1- 1	4- 3				
5- 10	0- 2	0- 1	AWAY	0- 3	1- 1	4- 3				
0- 0	0- 0	0- 0	NEUTRAL	0- 0	0- 0	0- 0				
1- 13	0- 2	0- 3	NON-CONFERENCE	0- 4	1- 1	0- 3				
0- 6	0- 0	0- 2	HOME	0- 1	0- 1	0- 2				
1- 7	0- 2	0- 1	AWAY	0- 3	1- 0	0- 1				
0- 0	0- 0	0- 0	NEUTRAL	0- 0	0- 0	0- 0				
9- 4	0- 0	0- 0	CONFERENCE	0- 0	1- 1	8- 3				
5- 1	0- 0	0- 0	HOME	0- 0	1- 0	4- 1				
4- 3	0- 0	0- 0	AWAY	0- 0	0- 1	4- 2				
0- 0	0- 0	0- 0	NEUTRAL	0- 0	0- 0	0- 0				

RPI 1-25				RPI 26-50				RPI 51-100				RPI 101+ Team's RPI: 198			
RPI	S	Opponent	Score	RPI	S	Opponent	Score	RPI	S	Opponent	Score	RPI	S	Opponent	Score
6	A	Louisville	37 86	40	H	Purdue	34 66	55	A	Belmont	50 63	103	A	Liberty	71 54
22	A	NC State	38 74	49	H	Troy	51 90	60	H	Ohio	58 70	134	A	UNC Greensboro	41 49
				50	A	UT Martin	51 78	77	A	South Dakota St.	56 71	134	H	UNC Greensboro	74 59
								82	A	Cincinnati	53 72	144	H	Hampton	55 84
												175	A	Samford	46 60
												175	H	Samford	64 58
												182	H	Austin Peay	49 50
												211	A	Furman	69 63
												211	H	Furman	60 52
												223	H	Northern Colo.	42 59
												271	A	Wofford	51 49
												271	H	Wofford	80 76
												285	A	Eastern Ky.	65 71
												291	A	ETSU	91 82
												328	A	Mercer	48 55
												328	H	Mercer	58 52
												339	A	Western Caro.	59 52
												339	H	Western Caro.	53 61
LAST 10 Division I															
175	H	Samford	64 58	134	H	UNC Greensboro	74 59								
328	H	Mercer	58 52	291	A	ETSU	91 82								
271	A	Wofford	51 49	328	A	Mercer	48 55								
211	A	Furman	69 63	175	A	Samford	46 60								
339	H	Western Caro.	53 61	211	H	Furman	60 52								

Non-Div I Games:

Chattanooga

■ Loss,
 ■ Non-Conf, S Site,
 ■ Home
 ■ Away
 N Neutral

Average RPI Win:	232	WON-LOST	WINNING	LAST 10	STRENGTH OF	OPP. STRENGTH	TEAM	ADJ.	CONF.	ADJ CONF.
Average RPI Loss:	236	RECORD	PCT. RANK	GAMES	SCHEDULE	OF SCHEDULE	RPI	RPI	RPI	RPI
DIV. I ONLY	1- 25	350	1-9	316	327	347	347	31	31	
DIV. I NON-CONF.	0- 13	338	0	261	265	342	342	32	32	
TOTALS	RPI 1-25	RPI 26-50	W-L RECORDS	RPI 51-100	RPI 101-150	RPI 150+				
1- 25	0- 1	0- 0	OVERALL	0- 0	0- 5	1- 19				
0- 11	0- 1	0- 0	HOME	0- 0	0- 2	0- 8				
1- 13	0- 0	0- 0	AWAY	0- 0	0- 3	1- 10				
0- 1	0- 0	0- 0	NEUTRAL	0- 0	0- 0	0- 1				
0- 13	0- 1	0- 0	NON-CONFERENCE	0- 0	0- 5	0- 7				
0- 6	0- 1	0- 0	HOME	0- 0	0- 2	0- 3				
0- 6	0- 0	0- 0	AWAY	0- 0	0- 3	0- 3				
0- 1	0- 0	0- 0	NEUTRAL	0- 0	0- 0	0- 1				
1- 12	0- 0	0- 0	CONFERENCE	0- 0	0- 0	1- 12				
0- 5	0- 0	0- 0	HOME	0- 0	0- 0	0- 5				
1- 7	0- 0	0- 0	AWAY	0- 0	0- 0	1- 7				
0- 0	0- 0	0- 0	NEUTRAL	0- 0	0- 0	0- 0				

RPI	S	Opponent	Score	RPI	S	Opponent	Score	RPI	S	Opponent	Score	RPI	S	Opponent	Score	Team's RPI: 347
24	H	Arizona	50 82									106	A	UT Arlington	53 84	
												129	H	Green Bay	46 102	
												148	A	Western Mich.	69 90	
												149	H	Loyola Chicago	53 98	
												150	A	Valparaiso	49 95	
												194	H	Western Ill.	78 88	
												201	A	Illinois	66 96	
												209	A	UMKC	57 73	
												226	A	Grand Canyon	49 69	
												226	H	Grand Canyon	57 68	
												232	A	CSU Bakersfield	60 58	
												232	H	CSU Bakersfield	51 58	
												242	A	Nevada	60 80	
												267	N	UC Santa Barbara	65 96	
												278	H	Oakland	70 98	
												299	A	California Baptist	68 103	
												299	H	California Baptist	65 80	
												300	A	Utah Valley	58 89	
												303	A	Seattle U	51 80	
												314	A	UTRGV	68 77	
												314	H	UTRGV	67 87	
												319	A	New Mexico St.	56 80	
												319	H	New Mexico St.	60 73	
												321	A	Evansville	42 76	
												342	H	UIC	61 73	
LAST 10 Division I																
299	A	California Baptist	68 103	209	A	UMKC	57 73									
226	H	Grand Canyon	57 68	299	H	California Baptist	65 80									
232	H	CSU Bakersfield	51 58	232	A	CSU Bakersfield	60 58									
314	A	UTRGV	68 77	226	A	Grand Canyon	49 69									
319	A	New Mexico St.	56 80	314	H	UTRGV	67 87									

Non-Div I Games:

Chicago St.

■ Loss,
 ■ Non-Conf,
 ■ S Site,
 ■ H Home
 ■ A Away
 N Neutral

Average RPI Win: 180	WON-LOST	WINNING	LAST 10	STRENGTH OF	OPP. STRENGTH	TEAM	ADJ.	CONF.	ADJ CONF.
Average RPI Loss: 50	RECORD	PCT. RANK	GAMES	SCHEDULE	OF SCHEDULE	RPI	RPI	RPI	RPI
DIV. I ONLY	18- 9	70	7-3	102	64	82	82	9	9
DIV. I NON-CONF.	9- 4	84	0	195	43	128	128	10	10
TOTALS	RPI 1-25	RPI 26-50	W-L RECORDS	RPI 51-100	RPI 101-150	RPI 150+			
18- 9	0- 4	1- 1	OVERALL	3- 3	2- 0	12- 1			
13- 3	0- 2	1- 0	HOME	3- 1	1- 0	8- 0			
5- 4	0- 1	0- 1	AWAY	0- 1	1- 0	4- 1			
0- 2	0- 1	0- 0	NEUTRAL	0- 1	0- 0	0- 0			
9- 4	0- 2	0- 0	NON-CONFERENCE	1- 2	2- 0	6- 0			
7- 2	0- 1	0- 0	HOME	1- 1	1- 0	5- 0			
2- 0	0- 0	0- 0	AWAY	0- 0	1- 0	1- 0			
0- 2	0- 1	0- 0	NEUTRAL	0- 1	0- 0	0- 0			
9- 5	0- 2	1- 1	CONFERENCE	2- 1	0- 0	6- 1			
6- 1	0- 1	1- 0	HOME	2- 0	0- 0	3- 0			
3- 4	0- 1	0- 1	AWAY	0- 1	0- 0	3- 1			
0- 0	0- 0	0- 0	NEUTRAL	0- 0	0- 0	0- 0			

RPI 1-25				RPI 26-50				RPI 51-100 Team's RPI: 82				RPI 101+			
RPI	S	Opponent	Score	RPI	S	Opponent	Score	RPI	S	Opponent	Score	RPI	S	Opponent	Score
5	A	UConn	50 80	38	A	UCF	42 49	52	N	Bucknell	48 56	104	A	VCU	58 56
5	H	UConn	58 105	38	H	UCF	81 64	68	H	Ball St.	63 56	109	H	Utah	68 62
11	N	Iowa	61 69					71	A	South Fla.	68 76	157	A	Tulane	59 64
23	H	Ohio St.	73 78					71	H	South Fla.	60 55	157	H	Tulane	87 63
								88	H	Saint Louis	50 60	192	A	Memphis	73 66
								94	H	Temple	86 81	196	A	Houston	74 65
												196	H	Houston	85 66
												198	H	Chattanooga	72 53
												199	H	Miami (OH)	98 68
												222	A	SMU	73 58
												250	H	Alabama A&M	62 47
												256	A	Xavier	85 78
												266	H	Tulsa	78 53
												289	H	Pittsburgh	69 53
												331	H	Coppin St.	86 40
LAST 10 Division I															
				5	H	UConn	58 105	222	A	SMU	73 58				
				157	H	Tulane	87 63	71	H	South Fla.	60 55				
				196	A	Houston	74 65	5	A	UConn	50 80				
				38	A	UCF	42 49	94	H	Temple	86 81				
				266	H	Tulsa	78 53	196	H	Houston	85 66				

Non-Div I Games:

Cincinnati

■ Loss,
■ Non-Conf,
■ S Site,
■ H Home
■ A Away
N Neutral

Average RPI Win:	233	WON-LOST	WINNING	LAST 10	STRENGTH OF	OPP. STRENGTH	TEAM	ADJ.	CONF.	ADJ CONF.
Average RPI Loss:	84	RECORD	PCT. RANK	GAMES	SCHEDULE	OF SCHEDULE	RPI	RPI	RPI	RPI
DIV. I ONLY	7- 20	304	1-9	76	61	224	224	5	5	
DIV. I NON-CONF.	4- 7	225	0	137	185	228	228	4	4	
TOTALS	RPI 1-25	RPI 26-50	W-L RECORDS	RPI 51-100	RPI 101-150	RPI 150+				
7- 20	1- 5	0- 3	OVERALL	0- 4	1- 5	5- 3				
4- 10	1- 3	0- 1	HOME	0- 2	0- 2	3- 2				
2- 9	0- 1	0- 2	AWAY	0- 2	1- 3	1- 1				
1- 1	0- 1	0- 0	NEUTRAL	0- 0	0- 0	1- 0				
4- 7	0- 3	0- 0	NON-CONFERENCE	0- 1	0- 0	4- 3				
2- 4	0- 1	0- 0	HOME	0- 1	0- 0	2- 2				
1- 2	0- 1	0- 0	AWAY	0- 0	0- 0	1- 1				
1- 1	0- 1	0- 0	NEUTRAL	0- 0	0- 0	1- 0				
3- 13	1- 2	0- 3	CONFERENCE	0- 3	1- 5	1- 0				
2- 6	1- 2	0- 1	HOME	0- 1	0- 2	1- 0				
1- 7	0- 0	0- 2	AWAY	0- 2	1- 3	0- 0				
0- 0	0- 0	0- 0	NEUTRAL	0- 0	0- 0	0- 0				

RPI 1-25				RPI 26-50				RPI 51-100				RPI 101+ Team's RPI: 224			
RPI	S	Opponent	Score	RPI	S	Opponent	Score	RPI	S	Opponent	Score	RPI	S	Opponent	Score
2	H	South Carolina	48 84	26	H	Florida St.	64 81	63	H	Alabama	54 67	101	A	Miami (FL)	64 68
3	N	Maryland	44 63	39	A	Virginia Tech	50 71	65	A	Georgia Tech	47 49	101	H	Miami (FL)	48 63
6	H	Louisville	50 75	46	A	Virginia	54 70	76	H	Boston College	68 70	112	A	Wake Forest	58 63
11	A	Iowa	60 74					98	A	Syracuse	46 59	112	H	Wake Forest	52 66
22	H	NC State	60 79									115	A	Notre Dame	71 55
25	H	Duke	62 58									116	A	North Carolina	72 86
												154	H	N.C. A&T	74 82
												206	A	Penn St.	55 68
												211	H	Furman	77 71
												289	H	Pittsburgh	75 67
												315	H	Navy	52 65
												328	A	Mercer	65 61
												329	H	Alabama St.	76 43
												332	N	Alcorn	77 46
LAST 10 Division I															
				98	A	Syracuse	46 59	116	A	North Carolina	72 86				
				101	H	Miami (FL)	48 63	22	H	NC State	60 79				
				112	H	Wake Forest	52 66	39	A	Virginia Tech	50 71				
				76	H	Boston College	68 70	101	A	Miami (FL)	64 68				
				46	A	Virginia	54 70	25	H	Duke	62 58				

Non-Div I Games:

Clemson

■ Loss,
■ Non-Conf, S Site,
■ Home
■ Away
N Neutral

Average RPI Win:	278	WON-LOST	WINNING	LAST 10	STRENGTH OF	OPP. STRENGTH	TEAM	ADJ.	CONF.	ADJ CONF.
Average RPI Loss:	175	RECORD	PCT. RANK	GAMES	SCHEDULE	OF SCHEDULE	RPI	RPI	RPI	RPI
DIV. I ONLY	17- 8	66	6-4	349	249	200	200	22	22	
DIV. I NON-CONF.	8- 1	26	0	351	231	176	176	20	20	
TOTALS	RPI 1-25	RPI 26-50	W-L RECORDS	RPI 51-100	RPI 101-150	RPI 150+				
17- 8	0- 0	0- 0	OVERALL	0- 2	0- 1	17- 5				
7- 3	0- 0	0- 0	HOME	0- 1	0- 1	7- 1				
10- 5	0- 0	0- 0	AWAY	0- 1	0- 0	10- 4				
0- 0	0- 0	0- 0	NEUTRAL	0- 0	0- 0	0- 0				
8- 1	0- 0	0- 0	NON-CONFERENCE	0- 0	0- 0	8- 1				
1- 0	0- 0	0- 0	HOME	0- 0	0- 0	1- 0				
7- 1	0- 0	0- 0	AWAY	0- 0	0- 0	7- 1				
0- 0	0- 0	0- 0	NEUTRAL	0- 0	0- 0	0- 0				
9- 7	0- 0	0- 0	CONFERENCE	0- 2	0- 1	9- 4				
6- 3	0- 0	0- 0	HOME	0- 1	0- 1	6- 1				
3- 4	0- 0	0- 0	AWAY	0- 1	0- 0	3- 3				
0- 0	0- 0	0- 0	NEUTRAL	0- 0	0- 0	0- 0				

RPI S	Opponent	Score	RPI S	Opponent	Score	RPI S	Opponent	Score	RPI S	Opponent	Score	Team's RPI: 200
						62	A IUPUI	48 58	129	H Green Bay	54 74	
						62	H IUPUI	53 78	153	A Wright St.	62 78	
									153	H Wright St.	73 75	
									155	H Akron	66 62	
									186	A Northern Ky.	73 68	
									186	H Northern Ky.	66 62	
									236	H Milwaukee	58 49	
									251	A Bowling Green	62 89	
									253	A Youngstown St.	72 84	
									253	H Youngstown St.	60 52	
									262	A Delaware St.	57 49	
									278	A Oakland	79 58	
									278	H Oakland	83 64	
									291	A ETSU	62 54	
									294	A St. Bonaventure	65 62	
									307	A Omaha	79 66	
									317	A Hofstra	61 51	
									330	A LIU Brooklyn	79 49	
									333	A Detroit Mercy	59 70	
									333	H Detroit Mercy	68 63	
									339	A Western Caro.	68 61	
									342	A UIC	83 43	
									342	H UIC	84 44	
LAST 10 Division I												
			333	H Detroit Mercy	68 63		342	A UIC	83 43			
			278	H Oakland	83 64		62	A IUPUI	48 58			
			253	A Youngstown St.	72 84		129	H Green Bay	54 74			
			153	H Wright St.	73 75		236	H Milwaukee	58 49			
			186	H Northern Ky.	66 62		278	A Oakland	79 58			

Non-Div I Games: Davis & Elkins 110 41 Lake Erie 95 49

Cleveland St.

Loss, Non-Conf, S Site, H Home A Away N Neutral

Average RPI Win: 240	WON-LOST	WINNING	LAST 10	STRENGTH OF	OPP. STRENGTH	TEAM	ADJ.	CONF.	ADJ CONF.
Average RPI Loss: 143	RECORD	PCT. RANK	GAMES	SCHEDULE	OF SCHEDULE	RPI	RPI	RPI	RPI
DIV. I ONLY	21- 3	13	9-1	293	247	79	79	21	21
DIV. I NON-CONF.	8- 1	26	0	341	315	158	158	21	21
TOTALS	RPI 1-25	RPI 26-50	W-L RECORDS	RPI 51-100	RPI 101-150	RPI 150+			
21- 3	0- 0	1- 1	OVERALL	0- 0	3- 1	17- 1			
10- 1	0- 0	1- 0	HOME	0- 0	2- 1	7- 0			
10- 2	0- 0	0- 1	AWAY	0- 0	1- 0	9- 1			
1- 0	0- 0	0- 0	NEUTRAL	0- 0	0- 0	1- 0			
8- 1	0- 0	0- 0	NON-CONFERENCE	0- 0	1- 1	7- 0			
4- 1	0- 0	0- 0	HOME	0- 0	1- 1	3- 0			
3- 0	0- 0	0- 0	AWAY	0- 0	0- 0	3- 0			
1- 0	0- 0	0- 0	NEUTRAL	0- 0	0- 0	1- 0			
13- 2	0- 0	1- 1	CONFERENCE	0- 0	2- 0	10- 1			
6- 0	0- 0	1- 0	HOME	0- 0	1- 0	4- 0			
7- 2	0- 0	0- 1	AWAY	0- 0	1- 0	6- 1			
0- 0	0- 0	0- 0	NEUTRAL	0- 0	0- 0	0- 0			

RPI 1-25				RPI 26-50				RPI 51-100				Team's RPI: 79		RPI 101+			
RPI	S	Opponent	Score	RPI	S	Opponent	Score	RPI	S	Opponent	Score			RPI	S	Opponent	Score
				49	A	Troy	77 84							106	A	UT Arlington	80 62
				49	H	Troy	124 103							106	H	UT Arlington	62 56
														121	H	Richmond	67 79
														134	H	UNC Greensboro	63 54
														176	N	Elon	76 65
														195	A	Little Rock	68 48
														233	A	Appalachian St.	80 53
														235	H	George Mason	74 59
														247	A	South Alabama	71 62
														247	H	South Alabama	76 73
														258	A	Texas St.	69 59
														258	H	Texas St.	75 67
														260	A	Arkansas St.	61 63
														271	A	Wofford	78 73
														272	A	UNCW	62 43
														296	A	Ga. Southern	90 74
														296	H	Ga. Southern	66 59
														313	A	Georgia St.	66 50
														313	H	Georgia St.	87 45
														337	H	Ark.-Pine Bluff	76 69
														339	A	Western Caro.	66 43
														349	H	South Carolina St.	85 44
LAST 10 Division I																	
				313	A	Georgia St.	66 50					258	A	Texas St.		69 59	
				296	A	Ga. Southern	90 74					313	H	Georgia St.		87 45	
				247	H	South Alabama	76 73					296	H	Ga. Southern		66 59	
				49	H	Troy	124 103					260	A	Arkansas St.		61 63	
				106	A	UT Arlington	80 62					233	A	Appalachian St.		80 53	

Non-Div I Games: UNC Pembroke 86 44 Wesleyan (GA) 132 32

Coastal Caro.

■ Loss,
 ■ Non-Conf,
 ■ S Site,
 ■ Home
 ■ A Away
 N Neutral

Average RPI Win:	257	WON-LOST	WINNING	LAST 10	STRENGTH OF	OPP. STRENGTH	TEAM	ADJ.	CONF.	ADJ CONF.
Average RPI Loss:	158	RECORD	PCT. RANK	GAMES	SCHEDULE	OF SCHEDULE	RPI	RPI	RPI	RPI
DIV. I ONLY	10- 14	225	2-8	296	217	261	261	14	14	
DIV. I NON-CONF.	6- 4	123	0	344	340	261	261	13	13	
TOTALS	RPI 1-25	RPI 26-50	W-L RECORDS	RPI 51-100	RPI 101-150	RPI 150+				
10- 14	0- 0	1- 2	OVERALL	0- 0	0- 5	9- 7				
5- 6	0- 0	1- 1	HOME	0- 0	0- 2	4- 3				
5- 8	0- 0	0- 1	AWAY	0- 0	0- 3	5- 4				
0- 0	0- 0	0- 0	NEUTRAL	0- 0	0- 0	0- 0				
6- 4	0- 0	0- 0	NON-CONFERENCE	0- 0	0- 2	6- 2				
2- 2	0- 0	0- 0	HOME	0- 0	0- 1	2- 1				
4- 2	0- 0	0- 0	AWAY	0- 0	0- 1	4- 1				
0- 0	0- 0	0- 0	NEUTRAL	0- 0	0- 0	0- 0				
4- 10	0- 0	1- 2	CONFERENCE	0- 0	0- 3	3- 5				
3- 4	0- 0	1- 1	HOME	0- 0	0- 1	2- 2				
1- 6	0- 0	0- 1	AWAY	0- 0	0- 2	1- 3				
0- 0	0- 0	0- 0	NEUTRAL	0- 0	0- 0	0- 0				

RPI S	Opponent	Score	RPI S	Opponent	Score	RPI S	Opponent	Score	RPI S	Opponent	Score	Team's RPI: 261
			41	A James Madison	50 81				112	A Wake Forest	50 106	
			41	H James Madison	53 87				113	A William & Mary	60 85	
			42	H Drexel	73 59				113	H William & Mary	74 80	
									126	A Northeastern	68 72	
									134	H UNC Greensboro	56 69	
									172	A High Point	79 70	
									176	A Elon	48 90	
									176	H Elon	57 85	
									180	A Towson	72 83	
									180	H Towson	62 79	
									181	H Delaware	84 73	
									235	H George Mason	61 72	
									252	A Winthrop	84 73	
									272	A UNCW	50 74	
									272	H UNCW	67 63	
									305	H N.C. Central	85 78	
									308	A Presbyterian	54 58	
									317	A Hofstra	63 60	
									339	H Western Caro.	73 62	
									344	A Charleston So.	79 70	
									349	A South Carolina St.	76 55	
LAST 10 Division I												
			272	A UNCW	50 74		317	A Hofstra	63 60			
			180	A Towson	72 83		126	A Northeastern	68 72			
			41	A James Madison	50 81		272	H UNCW	67 63			
			176	H Elon	57 85		41	H James Madison	53 87			
			113	H William & Mary	74 80		180	H Towson	62 79			

Non-Div I Games: Coker

82 57

Col. of Charleston

■ Loss,
 ■ Non-Conf,
 ■ S Site,
 ■ H Home
 ■ A Away
 N Neutral

Average RPI Win:	228	WON-LOST	WINNING	LAST 10	STRENGTH OF	OPP. STRENGTH	TEAM	ADJ.	CONF.	ADJ CONF.
Average RPI Loss:	94	RECORD	PCT. RANK	GAMES	SCHEDULE	OF SCHEDULE	RPI	RPI	RPI	RPI
DIV. I ONLY	19- 8	56	6-4	194	164	95	95	15	15	
DIV. I NON-CONF.	8- 3	68	0	225	176	82	82	15	15	
TOTALS	RPI 1-25	RPI 26-50	W-L RECORDS	RPI 51-100	RPI 101-150	RPI 150+				
19- 8	0- 1	0- 0	OVERALL	1- 4	4- 1	14- 2				
11- 2	0- 0	0- 0	HOME	1- 1	1- 1	9- 0				
8- 6	0- 1	0- 0	AWAY	0- 3	3- 0	5- 2				
0- 0	0- 0	0- 0	NEUTRAL	0- 0	0- 0	0- 0				
8- 3	0- 1	0- 0	NON-CONFERENCE	1- 2	0- 0	7- 0				
5- 0	0- 0	0- 0	HOME	1- 0	0- 0	4- 0				
3- 3	0- 1	0- 0	AWAY	0- 2	0- 0	3- 0				
0- 0	0- 0	0- 0	NEUTRAL	0- 0	0- 0	0- 0				
11- 5	0- 0	0- 0	CONFERENCE	0- 2	4- 1	7- 2				
6- 2	0- 0	0- 0	HOME	0- 1	1- 1	5- 0				
5- 3	0- 0	0- 0	AWAY	0- 1	3- 0	2- 2				
0- 0	0- 0	0- 0	NEUTRAL	0- 0	0- 0	0- 0				

RPI 1-25				RPI 26-50				RPI 51-100				Team's RPI: 95	RPI 101+			
RPI	S	Opponent	Score	RPI	S	Opponent	Score	RPI	S	Opponent	Score		RPI	S	Opponent	Score
7	A	Northwestern	44 73					52	A	Bucknell	43 66		131	A	Boston U.	70 61
								52	H	Bucknell	65 76		131	H	Boston U.	58 60
								63	A	Alabama	52 72		133	A	Holy Cross	80 69
								67	H	Yale	70 67		133	H	Holy Cross	71 60
								88	A	Saint Louis	51 61		135	A	Lehigh	82 73
													167	A	Lafayette	39 55
													167	H	Lafayette	73 52
													188	A	Cornell	62 58
													189	A	American	61 63
													189	H	American	63 62
													225	H	UMass Lowell	73 51
													264	A	Loyola Maryland	76 74
													264	H	Loyola Maryland	79 70
													279	H	Siena	88 51
													281	H	Wagner	74 58
													284	H	Niagara	85 72
													295	H	Army West Point	100 93
													315	A	Navy	65 53
													315	H	Navy	80 55
													326	A	NJIT	79 52
													338	A	Canisius	90 69
LAST 10 Division I																
				52	H	Bucknell	65 76			315	A	Navy	65 53			
				133	A	Holy Cross	80 69			133	H	Holy Cross	71 60			
				135	A	Lehigh	82 73			167	A	Lafayette	39 55			
				264	H	Loyola Maryland	79 70			189	H	American	63 62			
				131	H	Boston U.	58 60			52	A	Bucknell	43 66			

Non-Div I Games:

Colgate

■ Loss,
 ■ Non-Conf, S Site,
 ■ Home
 ■ Away
 N Neutral

Average RPI Win:	173	WON-LOST	WINNING	LAST 10	STRENGTH OF	OPP. STRENGTH	TEAM	ADJ.	CONF.	ADJ CONF.
Average RPI Loss:	39	RECORD	PCT. RANK	GAMES	SCHEDULE	OF SCHEDULE	RPI	RPI	RPI	RPI
DIV. I ONLY	16- 11	119	3-7	60	14	73	73	1	1	
DIV. I NON-CONF.	11- 0	1	0	293	163	49	49	2	2	
TOTALS	RPI 1-25	RPI 26-50	W-L RECORDS	RPI 51-100	RPI 101-150	RPI 150+				
16- 11	1- 7	0- 1	OVERALL	1- 0	6- 3	8- 0				
9- 6	1- 4	0- 1	HOME	1- 0	3- 1	4- 0				
6- 5	0- 3	0- 0	AWAY	0- 0	2- 2	4- 0				
1- 0	0- 0	0- 0	NEUTRAL	0- 0	1- 0	0- 0				
11- 0	0- 0	0- 0	NON-CONFERENCE	0- 0	3- 0	8- 0				
6- 0	0- 0	0- 0	HOME	0- 0	2- 0	4- 0				
4- 0	0- 0	0- 0	AWAY	0- 0	0- 0	4- 0				
1- 0	0- 0	0- 0	NEUTRAL	0- 0	1- 0	0- 0				
5- 11	1- 7	0- 1	CONFERENCE	1- 0	3- 3	0- 0				
3- 6	1- 4	0- 1	HOME	1- 0	1- 1	0- 0				
2- 5	0- 3	0- 0	AWAY	0- 0	2- 2	0- 0				
0- 0	0- 0	0- 0	NEUTRAL	0- 0	0- 0	0- 0				

RPI 1-25				RPI 26-50				RPI 51-100 Team's RPI: 73				RPI 101+			
RPI	S	Opponent	Score	RPI	S	Opponent	Score	RPI	S	Opponent	Score	RPI	S	Opponent	Score
1	A	Oregon	46 104	28	H	Arizona St.	59 65	83	H	Southern California	66 53	108	A	Washington St.	59 69
1	H	Oregon	53 101									109	A	Utah	80 70
8	A	Stanford	68 76									109	H	Utah	69 84
8	H	Stanford	66 69									122	N	UAB	77 69
12	H	UCLA	62 65									127	A	Washington	52 61
16	A	Oregon St.	60 72									136	A	California	62 50
16	H	Oregon St.	52 79									136	H	California	64 57
24	H	Arizona	50 38									139	H	Wisconsin	74 57
												146	H	Texas Southern	74 50
												157	A	Tulane	62 52
												170	H	Jacksonville	66 44
												183	A	Wyoming	66 56
												244	H	Denver	96 70
												256	A	Xavier	62 53
												268	H	Indiana St.	59 46
												274	A	Colorado St.	79 75
												326	H	NJIT	80 57
LAST 10 Division I															
24	H	Arizona	50 38	108	A	Washington St.	59 69								
28	H	Arizona St.	59 65	1	H	Oregon	53 101								
8	H	Stanford	66 69	16	H	Oregon St.	52 79								
136	H	California	64 57	136	A	California	62 50								
127	A	Washington	52 61	8	A	Stanford	68 76								

Non-Div I Games:

Colorado

■ Loss,
 ■ Non-Conf, S Site,
 ■ Home
 ■ Away
 N Neutral

Average RPI Win:	261	WON-LOST	WINNING	LAST 10	STRENGTH OF	OPP. STRENGTH	TEAM	ADJ.	CONF.	ADJ CONF.
Average RPI Loss:	161	RECORD	PCT. RANK	GAMES	SCHEDULE	OF SCHEDULE	RPI	RPI	RPI	RPI
DIV. I ONLY	10- 16	245	3-7	238	227	274	274	17	17	
DIV. I NON-CONF.	4- 5	195	0	306	259	274	274	19	19	
TOTALS	RPI 1-25	RPI 26-50	W-L RECORDS	RPI 51-100	RPI 101-150	RPI 150+				
10- 16	0- 0	0- 0	OVERALL	0- 5	0- 1	10- 10				
7- 7	0- 0	0- 0	HOME	0- 3	0- 0	7- 4				
3- 9	0- 0	0- 0	AWAY	0- 2	0- 1	3- 6				
0- 0	0- 0	0- 0	NEUTRAL	0- 0	0- 0	0- 0				
4- 5	0- 0	0- 0	NON-CONFERENCE	0- 2	0- 1	4- 2				
3- 2	0- 0	0- 0	HOME	0- 1	0- 0	3- 1				
1- 3	0- 0	0- 0	AWAY	0- 1	0- 1	1- 1				
0- 0	0- 0	0- 0	NEUTRAL	0- 0	0- 0	0- 0				
6- 11	0- 0	0- 0	CONFERENCE	0- 3	0- 0	6- 8				
4- 5	0- 0	0- 0	HOME	0- 2	0- 0	4- 3				
2- 6	0- 0	0- 0	AWAY	0- 1	0- 0	2- 5				
0- 0	0- 0	0- 0	NEUTRAL	0- 0	0- 0	0- 0				

RPI 1-25				RPI 26-50				RPI 51-100				RPI 101+ Team's RPI: 274			
RPI	S	Opponent	Score	RPI	S	Opponent	Score	RPI	S	Opponent	Score	RPI	S	Opponent	Score
								54	A	Tennessee	41 79	124	A	Idaho	54 61
								70	A	Fresno St.	53 55	162	A	San Jose St.	64 69
								70	H	Fresno St.	61 79	162	H	San Jose St.	53 58
								73	H	Colorado	75 79	179	H	Northern Ill.	75 80
								100	H	Boise St.	69 72	183	A	Wyoming	56 49
												183	H	Wyoming	40 43
												205	A	UNLV	52 56
												205	H	UNLV	60 56
												219	A	New Mexico	62 73
												223	A	Northern Colo.	75 58
												234	A	San Diego St.	49 59
												234	H	San Diego St.	61 64
												242	A	Nevada	63 74
												242	H	Nevada	75 70
												257	H	Incarnate Word	75 47
												266	A	Tulsa	55 61
												280	H	Air Force	60 40
												282	A	Utah St.	67 61
												282	H	Utah St.	56 55
												302	H	UC Riverside	52 40
												351	H	Mississippi Val.	65 46
LAST 10 Division I															
234	H	San Diego St.	61 64	70	H	Fresno St.	61 79								
162	A	San Jose St.	64 69	205	A	UNLV	52 56								
205	H	UNLV	60 56	242	A	Nevada	63 74								
183	H	Wyoming	40 43	282	H	Utah St.	56 55								
282	A	Utah St.	67 61	70	A	Fresno St.	53 55								

Non-Div I Games: Western St. 56 47 Chadron St. 102 51

Colorado St.

Average RPI Win: 203	WON-LOST	WINNING	LAST 10	STRENGTH OF	OPP. STRENGTH	TEAM	ADJ.	CONF.	ADJ CONF.
Average RPI Loss: 142	RECORD	PCT. RANK	GAMES	SCHEDULE	OF SCHEDULE	RPI	RPI	RPI	RPI
DIV. I ONLY	15- 8	81	6-4	247	128	128	128	7	7
DIV. I NON-CONF.	9- 4	84	0	334	230	188	188	8	8
TOTALS	RPI 1-25	RPI 26-50	W-L RECORDS	RPI 51-100	RPI 101-150	RPI 150+			
15- 8	0- 1	0- 1	OVERALL	3- 1	2- 2	10- 3			
10- 2	0- 0	0- 0	HOME	2- 1	1- 0	7- 1			
5- 6	0- 1	0- 1	AWAY	1- 0	1- 2	3- 2			
0- 0	0- 0	0- 0	NEUTRAL	0- 0	0- 0	0- 0			
9- 4	0- 0	0- 0	NON-CONFERENCE	1- 0	2- 2	6- 2			
6- 1	0- 0	0- 0	HOME	1- 0	1- 0	4- 1			
3- 3	0- 0	0- 0	AWAY	0- 0	1- 2	2- 1			
0- 0	0- 0	0- 0	NEUTRAL	0- 0	0- 0	0- 0			
6- 4	0- 1	0- 1	CONFERENCE	2- 1	0- 0	4- 1			
4- 1	0- 0	0- 0	HOME	1- 1	0- 0	3- 0			
2- 3	0- 1	0- 1	AWAY	1- 0	0- 0	1- 1			
0- 0	0- 0	0- 0	NEUTRAL	0- 0	0- 0	0- 0			

RPI 1-25				RPI 26-50				RPI 51-100				RPI 101+ Team's RPI: 128			
RPI	S	Opponent	Score	RPI	S	Opponent	Score	RPI	S	Opponent	Score	RPI	S	Opponent	Score
9	A	Princeton	55 77	47	A	Penn	84 86	67	A	Yale	74 65	120	A	Vanderbilt	51 72
								67	H	Yale	60 85	123	H	Davidson	63 60
								89	H	Fordham	70 51	132	A	Robert Morris	61 59
								96	H	Harvard	89 64	143	A	Buffalo	75 82
												160	H	Dartmouth	73 63
												188	A	Cornell	77 80
												188	H	Cornell	76 66
												218	A	Brown	76 66
												218	H	Brown	74 60
												236	H	Milwaukee	74 46
												238	H	Saint Joseph's	57 71
												240	H	Georgetown	54 49
												295	A	Army West Point	71 62
												322	A	Albany (NY)	78 82
												326	H	NJIT	99 43
												328	H	Mercer	77 48
												334	A	Tennessee St.	75 65
LAST 10 Division I															
67	A	Yale	74 65	47	A	Penn	84 86	218	H	Brown	74 60	67	H	Yale	60 85
218	A	Brown	76 66	218	H	Brown	74 60	188	A	Cornell	77 80	188	H	Cornell	76 66
96	H	Harvard	89 64	67	H	Yale	60 85								
160	H	Dartmouth	73 63	188	A	Cornell	77 80								
9	A	Princeton	55 77	188	H	Cornell	76 66								

Non-Div I Games:

Columbia

■ Loss,
 ■ Non-Conf, S Site,
 ■ Home
 ■ Away
 N Neutral

Average RPI Win:	284	WON-LOST	WINNING	LAST 10	STRENGTH OF	OPP. STRENGTH	TEAM	ADJ.	CONF.	ADJ CONF.
Average RPI Loss:	195	RECORD	PCT. RANK	GAMES	SCHEDULE	OF SCHEDULE	RPI	RPI	RPI	RPI
DIV. I ONLY	3- 23	336	3-7	245	298	331	331	29	29	
DIV. I NON-CONF.	0- 12	338	0	115	170	321	321	29	29	
TOTALS	RPI 1-25	RPI 26-50	W-L RECORDS	RPI 51-100	RPI 101-150	RPI 150+				
3- 23	0- 0	0- 2	OVERALL	0- 4	0- 2	3- 15				
1- 9	0- 0	0- 0	HOME	0- 0	0- 0	1- 9				
2- 14	0- 0	0- 2	AWAY	0- 4	0- 2	2- 6				
0- 0	0- 0	0- 0	NEUTRAL	0- 0	0- 0	0- 0				
0- 12	0- 0	0- 2	NON-CONFERENCE	0- 4	0- 1	0- 5				
0- 2	0- 0	0- 0	HOME	0- 0	0- 0	0- 2				
0- 10	0- 0	0- 2	AWAY	0- 4	0- 1	0- 3				
0- 0	0- 0	0- 0	NEUTRAL	0- 0	0- 0	0- 0				
3- 11	0- 0	0- 0	CONFERENCE	0- 0	0- 1	3- 10				
1- 7	0- 0	0- 0	HOME	0- 0	0- 0	1- 7				
2- 4	0- 0	0- 0	AWAY	0- 0	0- 1	2- 3				
0- 0	0- 0	0- 0	NEUTRAL	0- 0	0- 0	0- 0				

RPI S	Opponent	Score	RPI S	Opponent	Score	RPI S	Opponent	Score	RPI S	Opponent	Score	Team's RPI: 331
33	A South Dakota	44 82	53	A Dayton	48 78	107	A Bethune-Cookman	51 82				
45	A Rutgers	33 107	59	A West Virginia	47 82	138	A George Washington	35 54				
			77	A South Dakota St.	41 94	154	H N.C. A&T	38 84				
			82	A Cincinnati	40 86	178	A Norfolk St.	57 55				
						178	H Norfolk St.	48 85				
						190	A La Salle	46 79				
						230	A Marshall	47 60				
						241	H Morgan St.	42 47				
						248	A Howard	52 64				
						248	H Howard	54 66				
						262	A Delaware St.	55 72				
						262	H Delaware St.	65 72				
						284	H Niagara	67 82				
						286	A UMBC	48 71				
						305	H N.C. Central	44 58				
						323	H Saint Peter's	57 82				
						325	H UMES	66 63				
						341	A Florida A&M	48 58				
						349	A South Carolina St.	61 42				
						349	H South Carolina St.	60 71				
LAST 10 Division I												
262	H Delaware St.	65 72	248	A Howard	52 64							
178	A Norfolk St.	57 55	262	A Delaware St.	55 72							
349	A South Carolina St.	61 42	248	H Howard	54 66							
325	H UMES	66 63	241	H Morgan St.	42 47							
305	H N.C. Central	44 58	154	H N.C. A&T	38 84							

Non-Div I Games:

Coppin St.

Average RPI Win:	261	WON-LOST	WINNING	LAST 10	STRENGTH OF	OPP. STRENGTH	TEAM	ADJ.	CONF.	ADJ CONF.
Average RPI Loss:	97	RECORD	PCT. RANK	GAMES	SCHEDULE	OF SCHEDULE	RPI	RPI	RPI	RPI
DIV. I ONLY	9- 13	230	2-8	105	165	188	188	7	7	
DIV. I NON-CONF.	7- 5	131	0	220	280	168	168	8	8	
TOTALS	RPI 1-25	RPI 26-50	W-L RECORDS	RPI 51-100	RPI 101-150	RPI 150+				
9- 13	0- 2	0- 1	OVERALL	0- 5	1- 2	8- 3				
5- 6	0- 0	0- 0	HOME	0- 3	1- 1	4- 2				
4- 7	0- 2	0- 1	AWAY	0- 2	0- 1	4- 1				
0- 0	0- 0	0- 0	NEUTRAL	0- 0	0- 0	0- 0				
7- 5	0- 1	0- 0	NON-CONFERENCE	0- 2	0- 1	7- 1				
3- 3	0- 0	0- 0	HOME	0- 1	0- 1	3- 1				
4- 2	0- 1	0- 0	AWAY	0- 1	0- 0	4- 0				
0- 0	0- 0	0- 0	NEUTRAL	0- 0	0- 0	0- 0				
2- 8	0- 1	0- 1	CONFERENCE	0- 3	1- 1	1- 2				
2- 3	0- 0	0- 0	HOME	0- 2	1- 0	1- 1				
0- 5	0- 1	0- 1	AWAY	0- 1	0- 1	0- 1				
0- 0	0- 0	0- 0	NEUTRAL	0- 0	0- 0	0- 0				

RPI 1-25				RPI 26-50				RPI 51-100				RPI 101+ Team's RPI: 188			
RPI	S	Opponent	Score	RPI	S	Opponent	Score	RPI	S	Opponent	Score	RPI	S	Opponent	Score
9	A	Princeton	29 60	47	A	Penn	41 63	59	A	West Virginia	62 68	125	H	Duquesne	62 72
19	A	TCU	49 59					67	A	Yale	51 65	128	A	Columbia	66 76
								67	H	Yale	67 74	128	H	Columbia	80 77
								95	H	Colgate	58 62	160	H	Dartmouth	65 67
								96	H	Harvard	58 73	165	H	Binghamton	56 59
												218	A	Brown	73 77
												218	H	Brown	74 63
												225	A	UMass Lowell	70 56
												262	A	Delaware St.	77 51
												284	H	Niagara	82 59
												291	H	ETSU	71 43
												294	A	St. Bonaventure	70 42
												322	A	Albany (NY)	71 51
												326	H	NJIT	68 44
LAST 10 Division I															
218	A	Brown	73 77	9	A	Princeton	29 60	67	H	Yale	67 74	218	H	Brown	74 63
67	A	Yale	51 65	128	H	Columbia	80 77	128	A	Columbia	66 76				
160	H	Dartmouth	65 67												
96	H	Harvard	58 73												
47	A	Penn	41 63												

Non-Div I Games:

Cornell

Creighton

Through Games Of Feb. 26, 2020

Average RPI Win:	142	WON-LOST	WINNING	LAST 10	STRENGTH OF	OPP. STRENGTH	TEAM	ADJ.	CONF.	ADJ CONF.
Average RPI Loss:	52	RECORD	PCT. RANK	GAMES	SCHEDULE	OF SCHEDULE	RPI	RPI	RPI	RPI
DIV. I ONLY	17- 10	88	5-5	46	63	43	43	6	6	
DIV. I NON-CONF.	8- 3	68	0	37	35	15	15	6	6	
TOTALS	RPI 1-25	RPI 26-50	W-L RECORDS	RPI 51-100	RPI 101-150	RPI 150+				
17- 10	1- 1	1- 4	OVERALL	7- 5	0- 0	8- 0				
8- 3	0- 1	1- 0	HOME	3- 2	0- 0	4- 0				
7- 7	1- 0	0- 4	AWAY	2- 3	0- 0	4- 0				
2- 0	0- 0	0- 0	NEUTRAL	2- 0	0- 0	0- 0				
8- 3	0- 0	0- 3	NON-CONFERENCE	5- 0	0- 0	3- 0				
4- 0	0- 0	0- 0	HOME	2- 0	0- 0	2- 0				
2- 3	0- 0	0- 3	AWAY	1- 0	0- 0	1- 0				
2- 0	0- 0	0- 0	NEUTRAL	2- 0	0- 0	0- 0				
9- 7	1- 1	1- 1	CONFERENCE	2- 5	0- 0	5- 0				
4- 3	0- 1	1- 0	HOME	1- 2	0- 0	2- 0				
5- 4	1- 0	0- 1	AWAY	1- 3	0- 0	3- 0				
0- 0	0- 0	0- 0	NEUTRAL	0- 0	0- 0	0- 0				

RPI S	Opponent	Score	RPI S	Opponent	Score	Team's RPI: 43	RPI S	Opponent	Score	RPI S	Opponent	Score
20	A DePaul	63 61	28	A Arizona St.	55 70		59	N West Virginia	82 75	163	H Wichita St.	56 46
20	H DePaul	71 74	29	A Drake	53 63		61	A St. John's (NY)	58 63	168	A Providence	77 68
			33	A South Dakota	65 72		61	H St. John's (NY)	70 77	168	H Providence	72 63
			35	A Marquette	50 52		72	A Villanova	58 42	240	A Georgetown	65 56
			35	H Marquette	72 62		74	A Seton Hall	70 82	256	A Xavier	76 62
							74	H Seton Hall	78 66	256	H Xavier	62 55
							77	H South Dakota St.	61 48	265	H North Dakota St.	70 59
							78	H UNI	57 54	307	A Omaha	67 54
							87	A Nebraska	79 74			
							90	A Butler	61 76			
							90	H Butler	67 73			
							94	N Temple	69 59			
LAST 10 Division I												
256	A Xavier	76 62	35	A Marquette	50 52							
90	A Butler	61 76	20	A DePaul	63 61							
74	H Seton Hall	78 66	90	H Butler	67 73							
61	H St. John's (NY)	70 77	256	H Xavier	62 55							
168	A Providence	77 68	61	A St. John's (NY)	58 63							

Non-Div I Games:

Creighton

Loss, Non-Conf, S Site, H Home A Away N Neutral

Average RPI Win: 208	WON-LOST	WINNING	LAST 10	STRENGTH OF	OPP. STRENGTH	TEAM	ADJ.	CONF.	ADJ CONF.
Average RPI Loss: 119	RECORD	PCT. RANK	GAMES	SCHEDULE	OF SCHEDULE	RPI	RPI	RPI	RPI
DIV. I ONLY	8- 15	263	2-8	40	169	160	160	7	7
DIV. I NON-CONF.	6- 7	182	0	150	293	166	166	8	8
TOTALS	RPI 1-25	RPI 26-50	W-L RECORDS	RPI 51-100	RPI 101-150	RPI 150+			
8- 15	0- 3	0- 2	OVERALL	1- 2	0- 4	7- 4			
5- 5	0- 1	0- 1	HOME	1- 1	0- 0	4- 2			
3- 10	0- 2	0- 1	AWAY	0- 1	0- 4	3- 2			
0- 0	0- 0	0- 0	NEUTRAL	0- 0	0- 0	0- 0			
6- 7	0- 1	0- 0	NON-CONFERENCE	0- 0	0- 3	6- 3			
4- 1	0- 0	0- 0	HOME	0- 0	0- 0	4- 1			
2- 6	0- 1	0- 0	AWAY	0- 0	0- 3	2- 2			
0- 0	0- 0	0- 0	NEUTRAL	0- 0	0- 0	0- 0			
2- 8	0- 2	0- 2	CONFERENCE	1- 2	0- 1	1- 1			
1- 4	0- 1	0- 1	HOME	1- 1	0- 0	0- 1			
1- 4	0- 1	0- 1	AWAY	0- 1	0- 1	1- 0			
0- 0	0- 0	0- 0	NEUTRAL	0- 0	0- 0	0- 0			

RPI 1-25				RPI 26-50				RPI 51-100				RPI 101+ Team's RPI: 160			
RPI	S	Opponent	Score	RPI	S	Opponent	Score	RPI	S	Opponent	Score	RPI	S	Opponent	Score
7	A	Northwestern	37 79	47	A	Penn	31 67	67	H	Yale	47 67	128	A	Columbia	63 73
9	A	Princeton	55 87	47	H	Penn	33 66	96	A	Harvard	49 64	131	A	Boston U.	56 74
9	H	Princeton	34 66					96	H	Harvard	63 62	143	A	Buffalo	49 73
												149	A	Loyola Chicago	40 61
												174	H	Maine	57 41
												185	H	Merrimack	57 52
												188	A	Cornell	67 65
												207	A	Manhattan	58 70
												218	H	Brown	71 83
												225	A	UMass Lowell	62 51
												227	A	Fairfield	52 51
												258	H	Texas St.	51 61
												264	A	Loyola Maryland	56 72
												275	H	New Hampshire	66 47
												297	H	Vermont	72 55
LAST 10 Division I															
		9	A	Princeton	55 87			218	H	Brown	71 83				
		47	A	Penn	31 67			47	H	Penn	33 66				
		188	A	Cornell	67 65			9	H	Princeton	34 66				
		128	A	Columbia	63 73			96	A	Harvard	49 64				
		67	H	Yale	47 67			96	H	Harvard	63 62				

Non-Div I Games:

Dartmouth

Davidson

Through Games Of Feb. 26, 2020

Average RPI Win:	202	WON-LOST	WINNING	LAST 10	STRENGTH OF	OPP. STRENGTH	TEAM	ADJ.	CONF.	ADJ CONF.
Average RPI Loss:	115	RECORD	PCT. RANK	GAMES	SCHEDULE	OF SCHEDULE	RPI	RPI	RPI	RPI
DIV. I ONLY	14- 13	170	3-7	125	130	123	123	12	12	
DIV. I NON-CONF.	6- 6	164	0	155	152	118	118	12	12	
TOTALS	RPI 1-25	RPI 26-50	W-L RECORDS	RPI 51-100	RPI 101-150	RPI 150+				
14- 13	0- 1	0- 2	OVERALL	2- 3	2- 5	10- 2				
6- 4	0- 0	0- 0	HOME	1- 2	2- 1	3- 1				
7- 9	0- 1	0- 2	AWAY	1- 1	0- 4	6- 1				
1- 0	0- 0	0- 0	NEUTRAL	0- 0	0- 0	1- 0				
6- 6	0- 1	0- 2	NON-CONFERENCE	0- 1	0- 2	6- 0				
2- 1	0- 0	0- 0	HOME	0- 1	0- 0	2- 0				
3- 5	0- 1	0- 2	AWAY	0- 0	0- 2	3- 0				
1- 0	0- 0	0- 0	NEUTRAL	0- 0	0- 0	1- 0				
8- 7	0- 0	0- 0	CONFERENCE	2- 2	2- 3	4- 2				
4- 3	0- 0	0- 0	HOME	1- 1	2- 1	1- 1				
4- 4	0- 0	0- 0	AWAY	1- 1	0- 2	3- 1				
0- 0	0- 0	0- 0	NEUTRAL	0- 0	0- 0	0- 0				

RPI 1-25				RPI 26-50				RPI 51-100				RPI 101+ Team's RPI: 123			
RPI	S	Opponent	Score	RPI	S	Opponent	Score	RPI	S	Opponent	Score	RPI	S	Opponent	Score
25	A	Duke	52 82	39	A	Virginia Tech	68 88	51	H	Charlotte	64 75	121	A	Richmond	57 69
				42	A	Drexel	63 74	53	H	Dayton	49 55	125	H	Duquesne	79 76
								88	A	Saint Louis	65 58	128	A	Columbia	60 63
								89	A	Fordham	46 47	130	A	Florida	50 55
								89	H	Fordham	74 62	138	H	George Washington	62 55
												140	A	Massachusetts	48 61
												140	H	Massachusetts	62 70
												172	A	High Point	73 63
												190	A	La Salle	70 61
												209	A	UMKC	74 64
												213	A	Rhode Island	77 70
												213	H	Rhode Island	79 67
												235	A	George Mason	76 69
												238	H	Saint Joseph's	54 63
												240	H	Georgetown	66 52
												288	N	UC Irvine	78 72
												291	A	ETSU	75 60
												294	A	St. Bonaventure	56 68
												339	H	Western Caro.	101 51
LAST 10 Division I															
190	A	La Salle	70 61	294	A	St. Bonaventure	56 68	53	H	Dayton	49 55				
140	A	Massachusetts	48 61	140	H	Massachusetts	62 70	213	A	Rhode Island	77 70				
238	H	Saint Joseph's	54 63	121	A	Richmond	57 69								
125	H	Duquesne	79 76												
89	A	Fordham	46 47												

Non-Div I Games: Newberry

75 46

Davidson

■ Loss,
 ■ Non-Conf,
 ■ S Site,
 ■ Home
 ■ A Away
 N Neutral

Average RPI Win: 182	WON-LOST	WINNING	LAST 10	STRENGTH OF	OPP. STRENGTH	TEAM	ADJ.	CONF.	ADJ CONF.
Average RPI Loss: 62	RECORD	PCT. RANK	GAMES	SCHEDULE	OF SCHEDULE	RPI	RPI	RPI	RPI
DIV. I ONLY	21- 8	52	9-1	111	78	53	53	12	12
DIV. I NON-CONF.	7- 7	164	0	123	8	133	133	12	12
TOTALS	RPI 1-25	RPI 26-50	W-L RECORDS	RPI 51-100	RPI 101-150	RPI 150+			
21- 8	0- 4	0- 0	OVERALL	2- 1	8- 3	11- 0			
11- 2	0- 2	0- 0	HOME	2- 0	3- 0	6- 0			
8- 3	0- 1	0- 0	AWAY	0- 1	5- 1	3- 0			
2- 3	0- 1	0- 0	NEUTRAL	0- 0	0- 2	2- 0			
7- 7	0- 4	0- 0	NON-CONFERENCE	0- 0	1- 3	6- 0			
3- 2	0- 2	0- 0	HOME	0- 0	0- 0	3- 0			
2- 2	0- 1	0- 0	AWAY	0- 0	1- 1	1- 0			
2- 3	0- 1	0- 0	NEUTRAL	0- 0	0- 2	2- 0			
14- 1	0- 0	0- 0	CONFERENCE	2- 1	7- 0	5- 0			
8- 0	0- 0	0- 0	HOME	2- 0	3- 0	3- 0			
6- 1	0- 0	0- 0	AWAY	0- 1	4- 0	2- 0			
0- 0	0- 0	0- 0	NEUTRAL	0- 0	0- 0	0- 0			

RPI 1-25				RPI 26-50				RPI 51-100				RPI 101+			
RPI	S	Opponent	Score	RPI	S	Opponent	Score	RPI	S	Opponent	Score	RPI	S	Opponent	Score
2	H	South Carolina	49 75					88	H	Saint Louis	48 47	104	H	VCU	72 67
5	H	UConn	37 75					89	A	Fordham	38 50	111	N	Auburn	74 76
13	N	Gonzaga	65 76					89	H	Fordham	48 44	112	N	Wake Forest	59 78
17	A	Central Mich.	80 81									121	A	Richmond	65 51
												123	A	Davidson	55 49
												125	H	Duquesne	54 41
												126	A	Northeastern	71 60
												138	A	George Washington	66 50
												138	H	George Washington	50 44
												140	A	Massachusetts	52 51
												143	A	Buffalo	59 67
												173	A	Toledo	60 42
												174	N	Maine	78 49
												190	A	La Salle	98 58
												213	H	Rhode Island	71 60
												235	H	George Mason	59 55
												238	A	Saint Joseph's	59 44
												245	N	East Carolina	94 68
												254	H	Lipscomb	82 60
												277	H	Morehead St.	58 41
												294	H	St. Bonaventure	78 51
												331	H	Coppin St.	78 48
LAST 10 Division I															
294	H	St. Bonaventure	78 51	213	H	Rhode Island	71 60								
89	A	Fordham	38 50	123	A	Davidson	55 49								
138	H	George Washington	50 44	238	A	Saint Joseph's	59 44								
104	H	VCU	72 67	89	H	Fordham	48 44								
140	A	Massachusetts	52 51	138	A	George Washington	66 50								

Non-Div I Games:

Dayton

■ Loss,
 ■ Non-Conf, S Site,
 ■ Home
 ■ Away
 N Neutral

DePaul

Average RPI Win: 140

Average RPI Loss: 34

WON-LOST RECORD

WINNING PCT. RANK

LAST 10 GAMES

STRENGTH OF SCHEDULE

OPP. STRENGTH OF SCHEDULE

TEAM RPI

ADJ. RPI

CONF. RPI

ADJ CONF. RPI

DIV. I ONLY

25- 4

14

8-2

85

54

20

20

6

6

DIV. I NON-CONF.

10- 2

29

0

62

31

22

22

6

6

TOTALS

RPI 1-25

RPI 26-50

W-L RECORDS

RPI 51-100

RPI 101-150

RPI 150+

25- 4

1- 2

3- 1

OVERALL

7- 1

4- 0

10- 0

14- 2

0- 1

2- 1

HOME

4- 0

1- 0

7- 0

11- 2

1- 1

1- 0

AWAY

3- 1

3- 0

3- 0

0- 0

0- 0

0- 0

NEUTRAL

0- 0

0- 0

0- 0

10- 2

1- 2

1- 0

NON-CONFERENCE

0- 0

4- 0

4- 0

6- 1

0- 1

1- 0

HOME

0- 0

1- 0

4- 0

4- 1

1- 1

0- 0

AWAY

0- 0

3- 0

0- 0

0- 0

0- 0

0- 0

NEUTRAL

0- 0

0- 0

0- 0

15- 2

0- 0

2- 1

CONFERENCE

7- 1

0- 0

6- 0

8- 1

0- 0

1- 1

HOME

4- 0

0- 0

3- 0

7- 1

0- 0

1- 0

AWAY

3- 1

0- 0

3- 0

0- 0

0- 0

NEUTRAL

0- 0

0- 0

0- 0

RPI 1-25

Team's RPI: 20

RPI 26-50

RPI 51-100

RPI 101+

RPI S Opponent Score

RPI S Opponent Score

RPI S Opponent Score

RPI S Opponent Score

5 H UConn 74 84

35 H Marquette 89 71

61 A St. John's (NY) 71 65

101 H Miami (FL) 89 83

7 A Northwestern 70 68

42 H Drexel 81 57

61 H St. John's (NY) 74 69

115 A Notre Dame 105 94

16 A Oregon St. 77 98

43 A Creighton 74 71

72 A Villanova 58 76

129 A Green Bay 76 65

43 H Creighton 61 63

72 H Villanova 85 69

149 A Loyola Chicago 83 76

74 A Seton Hall 86 76

168 A Providence 80 67

74 H Seton Hall 85 68

168 H Providence 93 71

90 A Butler 80 65

199 H Miami (OH) 98 79

236 H Milwaukee 94 65

240 A Georgetown 87 69

240 H Georgetown 92 66

256 A Xavier 91 68

256 H Xavier 97 65

260 H Arkansas St. 109 64

329 H Alabama St. 105 76

LAST 10 Division I

72 A Villanova 58 76

61 A St. John's (NY) 71 65

240 A Georgetown 87 69

168 H Providence 93 71

256 H Xavier 97 65

43 H Creighton 61 63

90 H Butler 89 60

240 H Georgetown 92 66

74 A Seton Hall 86 76

72 H Villanova 85 69

Non-Div I Games:

DePaul

Loss, Non-Conf, S Site, H Home A Away N Neutral

Delaware

Through Games Of Feb. 26, 2020

Average RPI Win:	209	WON-LOST	WINNING	LAST 10	STRENGTH OF	OPP. STRENGTH	TEAM	ADJ.	CONF.	ADJ CONF.
Average RPI Loss:	124	RECORD	PCT. RANK	GAMES	SCHEDULE	OF SCHEDULE	RPI	RPI	RPI	RPI
DIV. I ONLY	10- 15	234	5-5	107	129	181	181	14	14	
DIV. I NON-CONF.	4- 7	225	0	79	125	155	155	13	13	
TOTALS	RPI 1-25	RPI 26-50	W-L RECORDS	RPI 51-100	RPI 101-150	RPI 150+				
10- 15	0- 1	0- 4	OVERALL	0- 1	2- 4	8- 5				
4- 7	0- 0	0- 2	HOME	0- 0	0- 3	4- 2				
5- 8	0- 1	0- 2	AWAY	0- 1	2- 1	3- 3				
1- 0	0- 0	0- 0	NEUTRAL	0- 0	0- 0	1- 0				
4- 7	0- 1	0- 1	NON-CONFERENCE	0- 1	1- 1	3- 3				
1- 3	0- 0	0- 0	HOME	0- 0	0- 1	1- 2				
2- 4	0- 1	0- 1	AWAY	0- 1	1- 0	1- 1				
1- 0	0- 0	0- 0	NEUTRAL	0- 0	0- 0	1- 0				
6- 8	0- 0	0- 3	CONFERENCE	0- 0	1- 3	5- 2				
3- 4	0- 0	0- 2	HOME	0- 0	0- 2	3- 0				
3- 4	0- 0	0- 1	AWAY	0- 0	1- 1	2- 2				
0- 0	0- 0	0- 0	NEUTRAL	0- 0	0- 0	0- 0				

RPI 1-25				RPI 26-50				RPI 51-100				RPI 101+ Team's RPI: 181			
RPI	S	Opponent	Score	RPI	S	Opponent	Score	RPI	S	Opponent	Score	RPI	S	Opponent	Score
3	A	Maryland	55 99	38	A	UCF	49 75	51	A	Charlotte	57 61	113	A	William & Mary	58 68
				41	H	James Madison	39 60					113	H	William & Mary	60 78
				42	A	Drexel	59 63					126	A	Northeastern	81 69
				42	H	Drexel	32 52					126	H	Northeastern	62 72
												132	A	Robert Morris	73 62
												138	H	George Washington	49 63
												174	H	Maine	56 69
												176	A	Elon	65 56
												176	H	Elon	73 60
												180	H	Towson	69 62
												184	A	Gardner-Webb	65 67
												203	N	Santa Clara	81 80
												228	A	Cal St. Fullerton	72 55
												235	H	George Mason	63 44
												261	A	Col. of Charleston	73 84
												262	H	Delaware St.	64 67
												272	A	UNCW	65 71
												317	A	Hofstra	77 67
												317	H	Hofstra	80 59
LAST 10 Division I															
				113	H	William & Mary	60 78	180	H	Towson	69 62				
				176	H	Elon	73 60	41	H	James Madison	39 60				
				42	H	Drexel	32 52	176	A	Elon	65 56				
				317	A	Hofstra	77 67	113	A	William & Mary	58 68				
				126	A	Northeastern	81 69	42	A	Drexel	59 63				

Non-Div I Games:

Delaware

Loss, Non-Conf, S Site, H Home A Away N Neutral

Average RPI Win:	303	WON-LOST	WINNING	LAST 10	STRENGTH OF	OPP. STRENGTH	TEAM	ADJ.	CONF.	ADJ CONF.
Average RPI Loss:	151	RECORD	PCT. RANK	GAMES	SCHEDULE	OF SCHEDULE	RPI	RPI	RPI	RPI
DIV. I ONLY	10- 14	225	6-4	212	345	262	262	29	29	
DIV. I NON-CONF.	2- 9	304	0	53	332	258	258	29	29	
TOTALS	RPI 1-25	RPI 26-50	W-L RECORDS	RPI 51-100	RPI 101-150	RPI 150+				
10- 14	0- 0	0- 1	OVERALL	0- 2	0- 3	10- 8				
6- 8	0- 0	0- 0	HOME	0- 1	0- 3	6- 4				
4- 6	0- 0	0- 1	AWAY	0- 1	0- 0	4- 4				
0- 0	0- 0	0- 0	NEUTRAL	0- 0	0- 0	0- 0				
2- 9	0- 0	0- 1	NON-CONFERENCE	0- 2	0- 2	2- 4				
1- 6	0- 0	0- 0	HOME	0- 1	0- 2	1- 3				
1- 3	0- 0	0- 1	AWAY	0- 1	0- 0	1- 1				
0- 0	0- 0	0- 0	NEUTRAL	0- 0	0- 0	0- 0				
8- 5	0- 0	0- 0	CONFERENCE	0- 0	0- 1	8- 4				
5- 2	0- 0	0- 0	HOME	0- 0	0- 1	5- 1				
3- 3	0- 0	0- 0	AWAY	0- 0	0- 0	3- 3				
0- 0	0- 0	0- 0	NEUTRAL	0- 0	0- 0	0- 0				

RPI 1-25			RPI 26-50			RPI 51-100			RPI 101+			Team's RPI: 262
RPI	S	Opponent	Score	RPI	S	Opponent	Score	RPI	S	Opponent	Score	
				41	A	James Madison	64 83	76	A	Boston College	69 109	107 H Bethune-Cookman 55 66
								92	H	Rider	69 71	113 H William & Mary 52 73
												135 H Lehigh 38 68
												154 A N.C. A&T 53 58
												154 H N.C. A&T 45 69
												165 H Binghamton 66 75
												178 A Norfolk St. 57 65
												181 A Delaware 67 64
												188 H Cornell 51 77
												200 H Cleveland St. 49 57
												241 A Morgan St. 41 61
												241 H Morgan St. 69 61
												276 A Longwood 62 78
												305 A N.C. Central 64 60
												305 H N.C. Central 64 54
												323 H Saint Peter's 89 66
												325 H UMES 72 58
												331 A Coppin St. 72 65
												331 H Coppin St. 72 55
												341 H Florida A&M 61 53
												349 A South Carolina St. 76 64
LAST 10 Division I												
				241	A	Morgan St.	41 61	178	A	Norfolk St.	57 65	
				331	A	Coppin St.	72 65	325	H	UMES	72 58	
				107	H	Bethune-Cookman	55 66	331	H	Coppin St.	72 55	
				341	H	Florida A&M	61 53	154	A	N.C. A&T	53 58	
				349	A	South Carolina St.	76 64	305	A	N.C. Central	64 60	

Non-Div I Games: Post 67 41 Georgian Court 69 48

Delaware St.

■ Loss,
 ■ Non-Conf,
 ■ S Site,
 ■ H Home
 ■ A Away
 N Neutral

Average RPI Win: 244	WON-LOST	WINNING	LAST 10	STRENGTH OF	OPP. STRENGTH	TEAM	ADJ.	CONF.	ADJ CONF.
Average RPI Loss: 177	RECORD	PCT. RANK	GAMES	SCHEDULE	OF SCHEDULE	RPI	RPI	RPI	RPI
DIV. I ONLY	12- 14	196	6-4	230	258	244	244	19	19
DIV. I NON-CONF.	5- 7	205	0	232	331	281	281	18	18
TOTALS	RPI 1-25	RPI 26-50	W-L RECORDS	RPI 51-100	RPI 101-150	RPI 150+			
12- 14	0- 0	0- 2	OVERALL	1- 2	0- 1	11- 9			
9- 5	0- 0	0- 1	HOME	0- 1	0- 0	9- 3			
3- 7	0- 0	0- 1	AWAY	1- 1	0- 0	2- 5			
0- 2	0- 0	0- 0	NEUTRAL	0- 0	0- 1	0- 1			
5- 7	0- 0	0- 0	NON-CONFERENCE	0- 1	0- 1	5- 5			
5- 2	0- 0	0- 0	HOME	0- 0	0- 0	5- 2			
0- 3	0- 0	0- 0	AWAY	0- 1	0- 0	0- 2			
0- 2	0- 0	0- 0	NEUTRAL	0- 0	0- 1	0- 1			
7- 7	0- 0	0- 2	CONFERENCE	1- 1	0- 0	6- 4			
4- 3	0- 0	0- 1	HOME	0- 1	0- 0	4- 1			
3- 4	0- 0	0- 1	AWAY	1- 0	0- 0	2- 3			
0- 0	0- 0	0- 0	NEUTRAL	0- 0	0- 0	0- 0			

RPI S	Opponent	Score	RPI S	Opponent	Score	RPI S	Opponent	Score	RPI S	Opponent	Score	Team's RPI: 244
33	A South Dakota	61 104	33	H South Dakota	60 92	73	A Colorado	70 96	148	N Western Mich.	70 79	
						77	A South Dakota St.	72 62	155	N Akron	72 88	
						77	H South Dakota St.	79 86	177	H Southern Utah	81 73	
									183	H Wyoming	71 57	
									194	A Western Ill.	75 82	
									209	A UMKC	79 83	
									217	A Oral Roberts	72 84	
									217	H Oral Roberts	91 79	
									223	H Northern Colo.	74 55	
									237	A North Dakota	91 81	
									237	H North Dakota	82 90	
									250	H Alabama A&M	83 86	
									265	A North Dakota St.	80 85	
									265	H North Dakota St.	91 82	
									273	A Lamar University	59 71	
									288	H UC Irvine	83 75	
									307	A Omaha	86 80	
									307	H Omaha	66 60	
									311	H Cal Poly	96 66	
									319	H New Mexico St.	75 78	
									336	H Purdue Fort Wayne	83 57	
LAST 10 Division I												
217	H Oral Roberts	91 79	217	A Oral Roberts	72 84							
307	A Omaha	86 80	265	A North Dakota St.	80 85							
77	A South Dakota St.	72 62	237	A North Dakota	91 81							
336	H Purdue Fort Wayne	83 57	307	H Omaha	66 60							
33	H South Dakota	60 92	194	A Western Ill.	75 82							

Non-Div I Games: Colo. Christian 89 49

Denver

Detroit Mercy

Through Games Of Feb. 26, 2020

Average RPI Win:	295	WON-LOST	WINNING	LAST 10	STRENGTH OF	OPP. STRENGTH	TEAM	ADJ.	CONF.	ADJ CONF.
Average RPI Loss:	180	RECORD	PCT. RANK	GAMES	SCHEDULE	OF SCHEDULE	RPI	RPI	RPI	RPI
DIV. I ONLY	3- 24	340	1-9	220	270	333	333	22	22	
DIV. I NON-CONF.	0- 11	338	0	182	235	332	332	20	20	
TOTALS	RPI 1-25	RPI 26-50	W-L RECORDS	RPI 51-100	RPI 101-150	RPI 150+				
3- 24	0- 0	0- 0	OVERALL	0- 4	0- 5	3- 15				
2- 10	0- 0	0- 0	HOME	0- 1	0- 3	2- 6				
1- 12	0- 0	0- 0	AWAY	0- 3	0- 2	1- 7				
0- 2	0- 0	0- 0	NEUTRAL	0- 0	0- 0	0- 2				
0- 11	0- 0	0- 0	NON-CONFERENCE	0- 2	0- 3	0- 6				
0- 5	0- 0	0- 0	HOME	0- 0	0- 2	0- 3				
0- 4	0- 0	0- 0	AWAY	0- 2	0- 1	0- 1				
0- 2	0- 0	0- 0	NEUTRAL	0- 0	0- 0	0- 2				
3- 13	0- 0	0- 0	CONFERENCE	0- 2	0- 2	3- 9				
2- 5	0- 0	0- 0	HOME	0- 1	0- 1	2- 3				
1- 8	0- 0	0- 0	AWAY	0- 1	0- 1	1- 6				
0- 0	0- 0	0- 0	NEUTRAL	0- 0	0- 0	0- 0				

RPI S	Opponent	Score	RPI S	Opponent	Score	RPI S	Opponent	Score	RPI S	Opponent	Score	Team's RPI: 333
						62	A IUPUI	45 82	129	A Green Bay	45 72	
						62	H IUPUI	54 95	129	H Green Bay	48 65	
						85	A Michigan St.	52 110	148	A Western Mich.	67 82	
						90	A Butler	60 82	149	H Loyola Chicago	60 89	
									150	H Valparaiso	58 77	
									153	A Wright St.	61 67	
									155	H Akron	60 81	
									171	H Eastern Mich.	70 84	
									173	H Toledo	64 82	
									186	A Northern Ky.	60 72	
									200	A Cleveland St.	63 68	
									200	H Cleveland St.	70 59	
									210	N Tennessee Tech	47 69	
									235	A George Mason	62 75	
									236	A Milwaukee	51 76	
									236	H Milwaukee	48 63	
									253	A Youngstown St.	66 72	
									253	H Youngstown St.	47 62	
									278	A Oakland	60 65	
									278	H Oakland	57 71	
									309	N Sacred Heart	60 66	
									342	A UIC	70 62	
									342	H UIC	58 52	
LAST 10 Division I												
200	A	Cleveland St.	63	68	62	H	IUPUI	54	95			
253	A	Youngstown St.	66	72	278	A	Oakland	60	65			
236	A	Milwaukee	51	76	186	A	Northern Ky.	60	72			
129	A	Green Bay	45	72	153	A	Wright St.	61	67			
342	H	UIC	58	52	253	H	Youngstown St.	47	62			

Non-Div I Games:

Detroit Mercy

Loss, Non-Conf, S Site, H Home A Away N Neutral

Drake

Through Games Of Feb. 26, 2020

Average RPI Win:	147	WON-LOST	WINNING	LAST 10	STRENGTH OF	OPP. STRENGTH	TEAM	ADJ.	CONF.	ADJ CONF.
Average RPI Loss:	29	RECORD	PCT. RANK	GAMES	SCHEDULE	OF SCHEDULE	RPI	RPI	RPI	RPI
DIV. I ONLY	19- 7	47	8-2	54	47	29	29	8	8	
DIV. I NON-CONF.	7- 4	100	0	45	2	39	39	7	7	
TOTALS	RPI 1-25	RPI 26-50	W-L RECORDS	RPI 51-100	RPI 101-150	RPI 150+				
19- 7	0- 3	2- 3	OVERALL	7- 1	3- 0	7- 0				
12- 1	0- 1	2- 0	HOME	5- 0	2- 0	3- 0				
5- 5	0- 2	0- 2	AWAY	2- 1	0- 0	3- 0				
2- 1	0- 0	0- 1	NEUTRAL	0- 0	1- 0	1- 0				
7- 4	0- 1	1- 2	NON-CONFERENCE	2- 1	1- 0	3- 0				
4- 0	0- 0	1- 0	HOME	2- 0	0- 0	1- 0				
1- 3	0- 1	0- 1	AWAY	0- 1	0- 0	1- 0				
2- 1	0- 0	0- 1	NEUTRAL	0- 0	1- 0	1- 0				
12- 3	0- 2	1- 1	CONFERENCE	5- 0	2- 0	4- 0				
8- 1	0- 1	1- 0	HOME	3- 0	2- 0	2- 0				
4- 2	0- 1	0- 1	AWAY	2- 0	0- 0	2- 0				
0- 0	0- 0	0- 0	NEUTRAL	0- 0	0- 0	0- 0				

RPI 1-25				RPI 26-50				Team's RPI: 29				RPI 51-100				RPI 101+			
RPI	S	Opponent	Score	RPI	S	Opponent	Score	RPI	S	Opponent	Score	RPI	S	Opponent	Score	RPI	S	Opponent	Score
10	A	Missouri St.	67 69	33	A	South Dakota	94 102	56	H	Iowa St.	86 81	111	N	Auburn	83 82				
10	H	Missouri St.	83 89	36	A	Bradley	76 77	66	A	Oklahoma	84 93	149	H	Loyola Chicago	80 52				
11	A	Iowa	67 79	36	H	Bradley	85 72	77	H	South Dakota St.	74 67	150	H	Valparaiso	87 66				
				40	N	Purdue	47 67	78	H	UNI	104 87	174	N	Maine	94 62				
				43	H	Creighton	63 53	84	A	Illinois St.	69 67	179	A	Northern Ill.	73 49				
								84	H	Illinois St.	87 82	194	H	Western Ill.	94 75				
								99	A	Southern Ill.	73 65	268	A	Indiana St.	92 71				
								99	H	Southern Ill.	91 76	268	H	Indiana St.	105 65				
												321	A	Evansville	66 51				
												321	H	Evansville	108 44				
LAST 10 Division I																			
				84	H	Illinois St.	87 82	99	H	Southern Ill.	91 76								
				36	H	Bradley	85 72	149	H	Loyola Chicago	80 52								
				268	A	Indiana St.	92 71	150	H	Valparaiso	87 66								
				321	A	Evansville	66 51	36	A	Bradley	76 77								
				10	H	Missouri St.	83 89	84	A	Illinois St.	69 67								

Non-Div I Games: Waldorf 103 18

Drake

Loss, Non-Conf, S Site, H Home A Away N Neutral

Average RPI Win: 171	WON-LOST	WINNING	LAST 10	STRENGTH OF	OPP. STRENGTH	TEAM	ADJ.	CONF.	ADJ CONF.
Average RPI Loss: 107	RECORD	PCT. RANK	GAMES	SCHEDULE	OF SCHEDULE	RPI	RPI	RPI	RPI
DIV. I ONLY	20- 6	36	10-0	112	118	42	42	14	14
DIV. I NON-CONF.	7- 5	131	0	58	82	80	80	13	13
TOTALS	RPI 1-25	RPI 26-50	W-L RECORDS	RPI 51-100	RPI 101-150	RPI 150+			
20- 6	0- 1	1- 1	OVERALL	1- 1	6- 2	12- 1			
12- 1	0- 0	1- 0	HOME	1- 0	4- 1	6- 0			
8- 4	0- 1	0- 1	AWAY	0- 1	2- 0	6- 1			
0- 1	0- 0	0- 0	NEUTRAL	0- 0	0- 1	0- 0			
7- 5	0- 1	0- 1	NON-CONFERENCE	1- 1	2- 2	4- 0			
5- 1	0- 0	0- 0	HOME	1- 0	2- 1	2- 0			
2- 3	0- 1	0- 1	AWAY	0- 1	0- 0	2- 0			
0- 1	0- 0	0- 0	NEUTRAL	0- 0	0- 1	0- 0			
13- 1	0- 0	1- 0	CONFERENCE	0- 0	4- 0	8- 1			
7- 0	0- 0	1- 0	HOME	0- 0	2- 0	4- 0			
6- 1	0- 0	0- 0	AWAY	0- 0	2- 0	4- 1			
0- 0	0- 0	0- 0	NEUTRAL	0- 0	0- 0	0- 0			

RPI 1-25				RPI 26-50				Team's RPI: 42				RPI 51-100				RPI 101+			
RPI	S	Opponent	Score	RPI	S	Opponent	Score	RPI	S	Opponent	Score	RPI	S	Opponent	Score	RPI	S	Opponent	Score
20	A	DePaul	57 81	41	H	James Madison	70 48	52	A	Bucknell	49 60	113	A	William & Mary	61 54				
				47	A	Penn	49 53	72	H	Villanova	54 52	113	H	William & Mary	84 74				
												117	H	Pacific	51 58				
												121	H	Richmond	58 52				
												123	H	Davidson	74 63				
												126	A	Northeastern	67 51				
												126	H	Northeastern	50 41				
												143	N	Buffalo	59 63				
												174	H	Maine	70 57				
												176	A	Elon	55 53				
												176	H	Elon	66 47				
												180	H	Towson	59 50				
												181	A	Delaware	52 32				
												181	H	Delaware	63 59				
												187	A	Quinnipiac	66 62				
												190	H	La Salle	69 31				
												238	A	Saint Joseph's	62 52				
												261	A	Col. of Charleston	59 73				
												272	A	UNCW	73 72				
												317	A	Hofstra	45 32				
												317	H	Hofstra	74 54				
LAST 10 Division I																			
176	H	Elon	66 47	41	H	James Madison	70 48	180	H	Towson	59 50	113	A	William & Mary	61 54				
113	H	William & Mary	84 74	181	A	Delaware	52 32	176	A	Elon	55 53	181	H	Delaware	63 59				
181	A	Delaware	52 32	126	A	Northeastern	67 51	181	H	Delaware	63 59								
126	A	Northeastern	67 51	317	A	Hofstra	45 32												
317	A	Hofstra	45 32																

Non-Div I Games:

Drexel

■ Loss,
 ■ Non-Conf, S Site,
 ■ Home
 ■ Away
 N Neutral

Average RPI Win:	103	WON-LOST	WINNING	LAST 10	STRENGTH OF	OPP. STRENGTH	TEAM	ADJ.	CONF.	ADJ CONF.
Average RPI Loss:	55	RECORD	PCT. RANK	GAMES	SCHEDULE	OF SCHEDULE	RPI	RPI	RPI	RPI
DIV. I ONLY	17- 10	88	8-2	6	30	25	25	5	5	
DIV. I NON-CONF.	6- 5	151	0	2	44	22	22	4	4	
TOTALS	RPI 1-25	RPI 26-50	W-L RECORDS	RPI 51-100	RPI 101-150	RPI 150+				
17- 10	1- 5	5- 2	OVERALL	3- 1	4- 1	4- 1				
12- 3	0- 2	5- 0	HOME	2- 0	3- 1	2- 0				
5- 7	1- 3	0- 2	AWAY	1- 1	1- 0	2- 1				
0- 0	0- 0	0- 0	NEUTRAL	0- 0	0- 0	0- 0				
6- 5	0- 3	2- 1	NON-CONFERENCE	0- 1	1- 0	3- 0				
5- 1	0- 1	2- 0	HOME	0- 0	1- 0	2- 0				
1- 4	0- 2	0- 1	AWAY	0- 1	0- 0	1- 0				
0- 0	0- 0	0- 0	NEUTRAL	0- 0	0- 0	0- 0				
11- 5	1- 2	3- 1	CONFERENCE	3- 0	3- 1	1- 1				
7- 2	0- 1	3- 0	HOME	2- 0	2- 1	0- 0				
4- 3	1- 1	0- 1	AWAY	1- 0	1- 0	1- 1				
0- 0	0- 0	0- 0	NEUTRAL	0- 0	0- 0	0- 0				

RPI 1-25				Team's RPI: 25				RPI 26-50				RPI 51-100				RPI 101+			
RPI	S	Opponent	Score	RPI	S	Opponent	Score	RPI	S	Opponent	Score	RPI	S	Opponent	Score				
2	A	South Carolina	46 89	26	H	Florida St.	66 64	65	H	Georgia Tech	58 46	101	A	Miami (FL)	74 55				
6	A	Louisville	55 60	31	A	FGCU	56 78	76	H	Boston College	85 73	112	H	Wake Forest	58 60				
7	H	Northwestern	42 63	39	H	Virginia Tech	72 67	87	A	Nebraska	79 83	115	H	Notre Dame	50 47				
14	A	Texas A&M	58 79	46	A	Virginia	63 66	98	A	Syracuse	88 58	116	H	North Carolina	71 61				
22	A	NC State	70 65	46	H	Virginia	62 47					123	H	Davidson	82 52				
22	H	NC State	60 63	47	H	Penn	66 50					169	H	Idaho St.	85 66				
				49	H	Troy	99 85					172	H	High Point	93 57				
												205	A	UNLV	57 45				
												224	A	Clemson	58 62				
												289	A	Pittsburgh	73 56				
LAST 10 Division I																			
				22	A	NC State	70 65	116	H	North Carolina	71 61								
				46	H	Virginia	62 47	22	H	NC State	60 63								
				26	H	Florida St.	66 64	65	H	Georgia Tech	58 46								
				289	A	Pittsburgh	73 56	98	A	Syracuse	88 58								
				101	A	Miami (FL)	74 55	224	A	Clemson	58 62								

Non-Div I Games:

Duke

■ Loss,
 ■ Non-Conf,
 ■ S Site,
 ■ H Home
 ■ A Away
 N Neutral

Average RPI Win:	213	WON-LOST	WINNING	LAST 10	STRENGTH OF	OPP. STRENGTH	TEAM	ADJ.	CONF.	ADJ CONF.
Average RPI Loss:	105	RECORD	PCT. RANK	GAMES	SCHEDULE	OF SCHEDULE	RPI	RPI	RPI	RPI
DIV. I ONLY	18- 10	82	6-4	251	106	125	125	12	12	
DIV. I NON-CONF.	10- 3	57	0	292	108	104	104	12	12	
TOTALS	RPI 1-25	RPI 26-50	W-L RECORDS	RPI 51-100	RPI 101-150	RPI 150+				
18- 10	0- 0	0- 1	OVERALL	1- 3	1- 6	16- 0				
10- 3	0- 0	0- 0	HOME	1- 0	0- 3	9- 0				
8- 7	0- 0	0- 1	AWAY	0- 3	1- 3	7- 0				
0- 0	0- 0	0- 0	NEUTRAL	0- 0	0- 0	0- 0				
10- 3	0- 0	0- 1	NON-CONFERENCE	0- 1	0- 1	10- 0				
4- 1	0- 0	0- 0	HOME	0- 0	0- 1	4- 0				
6- 2	0- 0	0- 1	AWAY	0- 1	0- 0	6- 0				
0- 0	0- 0	0- 0	NEUTRAL	0- 0	0- 0	0- 0				
8- 7	0- 0	0- 0	CONFERENCE	1- 2	1- 5	6- 0				
6- 2	0- 0	0- 0	HOME	1- 0	0- 2	5- 0				
2- 5	0- 0	0- 0	AWAY	0- 2	1- 3	1- 0				
0- 0	0- 0	0- 0	NEUTRAL	0- 0	0- 0	0- 0				

RPI 1-25	RPI 26-50	RPI 51-100	RPI 101+	Team's RPI: 125
RPI S Opponent Score	RPI S Opponent Score	RPI S Opponent Score	RPI S Opponent Score	Score
	48 A Oklahoma St. 41 84	53 A Dayton 41 54	102 H Kent St. 75 77	
		88 A Saint Louis 50 53	104 A VCU 79 76	
		89 H Fordham 74 63	121 A Richmond 64 67	
		94 A Temple 72 85	123 A Davidson 76 79	
			138 A George Washington 60 65	
			138 H George Washington 65 72	
			140 H Massachusetts 77 81	
			155 A Akron 88 63	
			167 A Lafayette 73 65	
			173 H Toledo 79 74	
			188 A Cornell 72 62	
			190 H La Salle 82 56	
			207 A Manhattan 76 65	
			213 H Rhode Island 72 62	
			216 H Kennesaw St. 75 72	
			220 A Iona 76 74	
			235 H George Mason 84 63	
			238 A Saint Joseph's 58 51	
			238 H Saint Joseph's 53 42	
			270 H Saint Francis (PA) 72 69	
			289 A Pittsburgh 81 62	
			294 H St. Bonaventure 58 39	
			348 H Central Conn. St. 72 33	
LAST 10 Division I				
	89 H Fordham 74 63	238 H Saint Joseph's 53 42		
	138 H George Washington 65 72	104 A VCU 79 76		
	213 H Rhode Island 72 62	294 H St. Bonaventure 58 39		
	123 A Davidson 76 79	88 A Saint Louis 50 53		
	121 A Richmond 64 67	235 H George Mason 84 63		

Non-Div I Games:

Duquesne

■ Loss,
 ■ Non-Conf,
 ■ S Site,
 ■ H Home
 ■ A Away
 N Neutral

ETSU

ETSU

Non-Div I Games:	Converse	73	35
------------------	----------	----	----

East Carolina

Through Games Of Feb. 26, 2020

Average RPI Win:	234	WON-LOST	WINNING	LAST 10	STRENGTH OF	OPP. STRENGTH	TEAM	ADJ.	CONF.	ADJ CONF.
Average RPI Loss:	119	RECORD	PCT. RANK	GAMES	SCHEDULE	OF SCHEDULE	RPI	RPI	RPI	RPI
DIV. I ONLY	8- 19	290	5-5	115	104	245	245	9	9	
DIV. I NON-CONF.	3- 10	282	0	85	123	245	245	10	10	
TOTALS	RPI 1-25	RPI 26-50	W-L RECORDS	RPI 51-100	RPI 101-150	RPI 150+				
8- 19	0- 2	0- 1	OVERALL	1- 5	0- 4	7- 7				
6- 7	0- 1	0- 0	HOME	1- 2	0- 1	5- 3				
2- 10	0- 0	0- 1	AWAY	0- 2	0- 3	2- 4				
0- 2	0- 1	0- 0	NEUTRAL	0- 1	0- 0	0- 0				
3- 10	0- 1	0- 0	NON-CONFERENCE	0- 4	0- 4	3- 1				
2- 4	0- 0	0- 0	HOME	0- 2	0- 1	2- 1				
1- 4	0- 0	0- 0	AWAY	0- 1	0- 3	1- 0				
0- 2	0- 1	0- 0	NEUTRAL	0- 1	0- 0	0- 0				
5- 9	0- 1	0- 1	CONFERENCE	1- 1	0- 0	4- 6				
4- 3	0- 1	0- 0	HOME	1- 0	0- 0	3- 2				
1- 6	0- 0	0- 1	AWAY	0- 1	0- 0	1- 4				
0- 0	0- 0	0- 0	NEUTRAL	0- 0	0- 0	0- 0				

RPI S	Opponent	Score	RPI S	Opponent	Score	RPI S	Opponent	Score	RPI S	Opponent	Score	Team's RPI: 245
5	H UConn	42 98	38	A UCF	55 91	51	H Charlotte	47 59	103	A Liberty	66 81	
7	N Northwestern	45 64				53	N Dayton	68 94	104	A VCU	40 53	
						57	H Middle Tenn.	66 68	112	A Wake Forest	53 76	
						69	A Georgia	50 67	113	H William & Mary	68 78	
						71	A South Fla.	52 81	163	A Wichita St.	55 57	
						94	H Temple	56 50	163	H Wichita St.	53 61	
									192	A Memphis	61 57	
									192	H Memphis	71 65	
									196	A Houston	63 72	
									196	H Houston	53 50	
									222	A SMU	45 53	
									222	H SMU	47 55	
									248	H Howard	51 67	
									266	A Tulsa	56 58	
									266	H Tulsa	59 42	
									276	A Longwood	64 61	
									325	H UMES	57 42	
									327	H USC Upstate	69 48	
LAST 10 Division I												
71	A South Fla.	52 81	196	H Houston	53 50							
94	H Temple	56 50	163	A Wichita St.	55 57							
266	H Tulsa	59 42	192	H Memphis	71 65							
192	A Memphis	61 57	5	H UConn	42 98							
222	A SMU	45 53	266	A Tulsa	56 58							

Non-Div I Games:

East Carolina

Loss, Non-Conf, S Site, H Home A Away N Neutral

Average RPI Win:	257	WON-LOST	WINNING	LAST 10	STRENGTH OF	OPP. STRENGTH	TEAM	ADJ.	CONF.	ADJ CONF.
Average RPI Loss:	155	RECORD	PCT. RANK	GAMES	SCHEDULE	OF SCHEDULE	RPI	RPI	RPI	RPI
DIV. I ONLY	16- 10	94	7-3	336	205	212	212	20	20	
DIV. I NON-CONF.	5- 5	164	0	348	138	303	303	23	23	
TOTALS	RPI 1-25	RPI 26-50	W-L RECORDS	RPI 51-100	RPI 101-150	RPI 150+				
16- 10	0- 0	1- 1	OVERALL	0- 1	0- 4	15- 4				
8- 5	0- 0	1- 0	HOME	0- 0	0- 3	7- 2				
7- 5	0- 0	0- 1	AWAY	0- 1	0- 1	7- 2				
1- 0	0- 0	0- 0	NEUTRAL	0- 0	0- 0	1- 0				
5- 5	0- 0	0- 0	NON-CONFERENCE	0- 0	0- 3	5- 2				
1- 3	0- 0	0- 0	HOME	0- 0	0- 2	1- 1				
3- 2	0- 0	0- 0	AWAY	0- 0	0- 1	3- 1				
1- 0	0- 0	0- 0	NEUTRAL	0- 0	0- 0	1- 0				
11- 5	0- 0	1- 1	CONFERENCE	0- 1	0- 1	10- 2				
7- 2	0- 0	1- 0	HOME	0- 0	0- 1	6- 1				
4- 3	0- 0	0- 1	AWAY	0- 1	0- 0	4- 1				
0- 0	0- 0	0- 0	NEUTRAL	0- 0	0- 0	0- 0				

RPI 1-25			RPI 26-50			RPI 51-100			RPI 101+ Team's RPI: 212		
RPI	S	Opponent	Score	RPI	S	Opponent	Score	RPI	S	Opponent	Score
				50	A	UT Martin	64 88	55	A	Belmont	45 69
				50	H	UT Martin	74 70				
								119	H	Southeast Mo. St.	65 77
								139	A	Wisconsin	55 63
								149	H	Loyola Chicago	51 67
								150	H	Valparaiso	66 78
								179	A	Northern Ill.	48 61
								182	A	Austin Peay	76 47
								182	H	Austin Peay	73 72
								194	N	Western Ill.	60 52
								210	H	Tennessee Tech	62 75
								229	A	Murray St.	87 92
								229	H	Murray St.	66 46
								254	A	Lipscomb	66 56
								255	H	Jacksonville St.	55 52
								268	H	Indiana St.	57 59
								277	A	Morehead St.	57 51
								277	H	Morehead St.	67 62
								285	A	Eastern Ky.	83 63
								285	H	Eastern Ky.	85 38
								307	H	Omaha	65 52
								321	A	Evansville	90 44
								334	A	Tennessee St.	73 52
								340	H	SIUE	77 71
								342	A	UIC	80 45
LAST 10 Division I											
				182	H	Austin Peay	73 72	285	H	Eastern Ky.	85 38
				229	H	Murray St.	66 46	182	A	Austin Peay	76 47
				50	A	UT Martin	64 88	229	A	Murray St.	87 92
				340	H	SIUE	77 71	119	H	Southeast Mo. St.	65 77
				277	H	Morehead St.	67 62	50	H	UT Martin	74 70

Non-Div I Games: Lindenwood (MO) 88 66

Eastern Ill.

Eastern Ky.

Through Games Of Feb. 26, 2020

Average RPI Win:	272	WON-LOST	WINNING	LAST 10	STRENGTH OF	OPP. STRENGTH	TEAM	ADJ.	CONF.	ADJ CONF.
Average RPI Loss:	169	RECORD	PCT. RANK	GAMES	SCHEDULE	OF SCHEDULE	RPI	RPI	RPI	RPI
DIV. I ONLY	9- 17	268	2-8	289	236	285	285	20	20	
DIV. I NON-CONF.	5- 5	164	0	270	149	197	197	23	23	
TOTALS	RPI 1-25	RPI 26-50	W-L RECORDS	RPI 51-100	RPI 101-150	RPI 150+				
9- 17	0- 0	0- 1	OVERALL	0- 4	0- 2	9- 10				
3- 9	0- 0	0- 1	HOME	0- 1	0- 1	3- 6				
6- 8	0- 0	0- 0	AWAY	0- 3	0- 1	6- 4				
0- 0	0- 0	0- 0	NEUTRAL	0- 0	0- 0	0- 0				
5- 5	0- 0	0- 0	NON-CONFERENCE	0- 2	0- 1	5- 2				
2- 2	0- 0	0- 0	HOME	0- 0	0- 0	2- 2				
3- 3	0- 0	0- 0	AWAY	0- 2	0- 1	3- 0				
0- 0	0- 0	0- 0	NEUTRAL	0- 0	0- 0	0- 0				
4- 12	0- 0	0- 1	CONFERENCE	0- 2	0- 1	4- 8				
1- 7	0- 0	0- 1	HOME	0- 1	0- 1	1- 4				
3- 5	0- 0	0- 0	AWAY	0- 1	0- 0	3- 4				
0- 0	0- 0	0- 0	NEUTRAL	0- 0	0- 0	0- 0				

RPI S	Opponent	Score	RPI S	Opponent	Score	RPI S	Opponent	Score	RPI S	Opponent	Score	Team's RPI: 285
50	H UT Martin	65	55	A Belmont	48 68	119	H Southeast Mo. St.	44 60	120	A Vanderbilt	69 75	
			55	H Belmont	46 85	182	A Austin Peay	53 69	186	H Northern Ky.	69 62	
			62	A IUPUI	42 72	192	A Memphis	63 60	198	H Chattanooga	71 65	
			90	A Butler	41 73	199	H Miami (OH)	57 75	210	A Tennessee Tech	82 87	
						210	H Tennessee Tech	42 60	212	A Eastern Ill.	38 85	
						212	H Eastern Ill.	63 83	253	H Youngstown St.	63 72	
						255	A Jacksonville St.	54 68	255	H Jacksonville St.	33 43	
						256	A Xavier	56 55	277	A Morehead St.	68 47	
						328	A Mercer	61 60	334	A Tennessee St.	61 55	
						334	H Tennessee St.	64 67	340	A SIUE	68 38	
						340	H SIUE	49 46				
LAST 10 Division I												
55	H Belmont	46 85	212	A Eastern Ill.	38 85							
334	H Tennessee St.	64 67	119	H Southeast Mo. St.	44 60							
182	A Austin Peay	53 69	50	H UT Martin	50 65							
277	A Morehead St.	68 47	210	A Tennessee Tech	82 87							
340	A SIUE	68 38	255	A Jacksonville St.	54 68							

Non-Div I Games: Alice Lloyd 102 65

Eastern Ky.

Loss, Non-Conf, S Site, H Home A Away N Neutral

Average RPI Win:	208	WON-LOST	WINNING	LAST 10	STRENGTH OF	OPP. STRENGTH	TEAM	ADJ.	CONF.	ADJ CONF.
Average RPI Loss:	121	RECORD	PCT. RANK	GAMES	SCHEDULE	OF SCHEDULE	RPI	RPI	RPI	RPI
DIV. I ONLY	12- 13	189	5-5	179	132	171	171	10	10	
DIV. I NON-CONF.	4- 6	212	0	251	279	243	243	9	9	
TOTALS	RPI 1-25	RPI 26-50	W-L RECORDS	RPI 51-100	RPI 101-150	RPI 150+				
12- 13	0- 1	0- 1	OVERALL	1- 4	3- 1	8- 6				
6- 5	0- 1	0- 1	HOME	1- 2	1- 0	4- 1				
6- 8	0- 0	0- 0	AWAY	0- 2	2- 1	4- 5				
0- 0	0- 0	0- 0	NEUTRAL	0- 0	0- 0	0- 0				
4- 6	0- 0	0- 1	NON-CONFERENCE	0- 2	1- 0	3- 3				
2- 2	0- 0	0- 1	HOME	0- 1	1- 0	1- 0				
2- 4	0- 0	0- 0	AWAY	0- 1	0- 0	2- 3				
0- 0	0- 0	0- 0	NEUTRAL	0- 0	0- 0	0- 0				
8- 7	0- 1	0- 0	CONFERENCE	1- 2	2- 1	5- 3				
4- 3	0- 1	0- 0	HOME	1- 1	0- 0	3- 1				
4- 4	0- 0	0- 0	AWAY	0- 1	2- 1	2- 2				
0- 0	0- 0	0- 0	NEUTRAL	0- 0	0- 0	0- 0				

RPI 1-25			RPI 26-50			RPI 51-100			RPI 101+			Team's RPI: 171
RPI	S	Opponent	Score	RPI	S	Opponent	Score	RPI	S	Opponent	Score	
17	H	Central Mich.	82 89	32	H	Michigan	38 57	60	H	Ohio	65 75	102 A Kent St. 74 69
								68	A	Ball St.	54 59	119 H Southeast Mo. St. 69 64
								68	H	Ball St.	61 58	143 A Buffalo 63 66
								85	A	Michigan St.	50 85	148 A Western Mich. 83 79
								99	H	Southern Ill.	54 85	155 A Akron 81 88
												155 H Akron 53 64
												163 A Wichita St. 52 63
												165 A Binghamton 67 78
												173 A Toledo 77 62
												179 A Northern Ill. 59 65
												179 H Northern Ill. 62 55
												199 H Miami (OH) 80 53
												251 A Bowling Green 70 58
												251 H Bowling Green 78 61
												253 A Youngstown St. 77 79
												333 A Detroit Mercy 84 70
												336 H Purdue Fort Wayne 64 40
												342 A UIC 68 59
LAST 10 Division I												
179	A	Northern Ill.	59 65	60	H	Ohio	65 75					
68	H	Ball St.	61 58	155	A	Akron	81 88					
155	H	Akron	53 64	173	A	Toledo	77 62					
251	A	Bowling Green	70 58	179	H	Northern Ill.	62 55					
148	A	Western Mich.	83 79	17	H	Central Mich.	82 89					

Non-Div I Games: Olivet 95 38

Eastern Mich.

■ Loss,
 ■ Non-Conf,
 ■ S Site,
 ■ H Home
 ■ A Away
 N Neutral

Average RPI Win:	280	WON-LOST	WINNING	LAST 10	STRENGTH OF	OPP. STRENGTH	TEAM	ADJ.	CONF.	ADJ CONF.
Average RPI Loss:	142	RECORD	PCT. RANK	GAMES	SCHEDULE	OF SCHEDULE	RPI	RPI	RPI	RPI
DIV. I ONLY	3- 21	330	2-8	90	195	301	301	18	18	
DIV. I NON-CONF.	0- 8	338	0	7	105	238	238	17	17	
TOTALS	RPI 1-25	RPI 26-50	W-L RECORDS	RPI 51-100	RPI 101-150	RPI 150+				
3- 21	0- 2	0- 1	OVERALL	0- 3	0- 3	3- 12				
2- 8	0- 0	0- 0	HOME	0- 2	0- 1	2- 5				
1- 12	0- 2	0- 0	AWAY	0- 1	0- 2	1- 7				
0- 1	0- 0	0- 1	NEUTRAL	0- 0	0- 0	0- 0				
0- 8	0- 2	0- 1	NON-CONFERENCE	0- 1	0- 1	0- 3				
0- 2	0- 0	0- 0	HOME	0- 1	0- 0	0- 1				
0- 5	0- 2	0- 0	AWAY	0- 0	0- 1	0- 2				
0- 1	0- 0	0- 1	NEUTRAL	0- 0	0- 0	0- 0				
3- 13	0- 0	0- 0	CONFERENCE	0- 2	0- 2	3- 9				
2- 6	0- 0	0- 0	HOME	0- 1	0- 1	2- 4				
1- 7	0- 0	0- 0	AWAY	0- 1	0- 1	1- 5				
0- 0	0- 0	0- 0	NEUTRAL	0- 0	0- 0	0- 0				

RPI 1-25				RPI 26-50				RPI 51-100				RPI 101+ Team's RPI: 301			
RPI	S	Opponent	Score	RPI	S	Opponent	Score	RPI	S	Opponent	Score	RPI	S	Opponent	Score
8	A	Stanford	27 92	36	N	Bradley	46 66	80	A	Montana St.	47 79	109	A	Utah	49 87
13	A	Gonzaga	44 84					80	H	Montana St.	85 89	124	A	Idaho	60 69
								100	H	Boise St.	61 63	124	H	Idaho	46 75
												161	A	Northern Ariz.	58 63
												161	H	Northern Ariz.	62 70
												162	A	San Jose St.	66 84
												164	A	Montana	54 92
												164	H	Montana	56 77
												169	H	Idaho St.	47 67
												177	A	Southern Utah	50 71
												193	H	Pepperdine	52 53
												209	A	UMKC	55 66
												215	A	Portland St.	58 75
												215	H	Portland St.	79 75
												223	A	Northern Colo.	42 63
												306	A	Sacramento St.	78 73
												306	H	Sacramento St.	67 74
												320	H	Weber St.	63 53
LAST 10 Division I															
161	A	Northern Ariz.	58 63	164	H	Montana	56 77								
306	A	Sacramento St.	78 73	161	H	Northern Ariz.	62 70								
215	H	Portland St.	79 75	306	H	Sacramento St.	67 74								
124	H	Idaho	46 75	223	A	Northern Colo.	42 63								
80	A	Montana St.	47 79	177	A	Southern Utah	50 71								

Non-Div I Games: Northwest Chrst. 81 62

Eastern Wash.

■ Loss,
 ■ Non-Conf, S Site,
 ■ Home
 ■ Away
 N Neutral

Average RPI Win:	261	WON-LOST	WINNING	LAST 10	STRENGTH OF	OPP. STRENGTH	TEAM	ADJ.	CONF.	ADJ CONF.
Average RPI Loss:	93	RECORD	PCT. RANK	GAMES	SCHEDULE	OF SCHEDULE	RPI	RPI	RPI	RPI
DIV. I ONLY	11- 14	210	4-6	150	151	176	176	14	14	
DIV. I NON-CONF.	4- 6	212	0	47	223	131	131	13	13	
TOTALS	RPI 1-25	RPI 26-50	W-L RECORDS	RPI 51-100	RPI 101-150	RPI 150+				
11- 14	0- 1	0- 3	OVERALL	0- 3	0- 5	11- 2				
5- 5	0- 0	0- 1	HOME	0- 0	0- 3	5- 1				
6- 7	0- 1	0- 2	AWAY	0- 1	0- 2	6- 1				
0- 2	0- 0	0- 0	NEUTRAL	0- 2	0- 0	0- 0				
4- 6	0- 1	0- 0	NON-CONFERENCE	0- 3	0- 2	4- 0				
2- 1	0- 0	0- 0	HOME	0- 0	0- 1	2- 0				
2- 3	0- 1	0- 0	AWAY	0- 1	0- 1	2- 0				
0- 2	0- 0	0- 0	NEUTRAL	0- 2	0- 0	0- 0				
7- 8	0- 0	0- 3	CONFERENCE	0- 0	0- 3	7- 2				
3- 4	0- 0	0- 1	HOME	0- 0	0- 2	3- 1				
4- 4	0- 0	0- 2	AWAY	0- 0	0- 1	4- 1				
0- 0	0- 0	0- 0	NEUTRAL	0- 0	0- 0	0- 0				

RPI S	Opponent	Score	RPI S	Opponent	Score	RPI S	Opponent	Score	RPI S	Opponent	Score	Team's RPI: 176
22	A NC State	49 62	41	A James Madison	48 61	58	A Marist	55 63	112	H Wake Forest	57 69	
			42	A Drexel	47 66	62	N IUPUI	53 59	113	H William & Mary	77 84	
			42	H Drexel	53 55	79	N Coastal Caro.	65 76	116	A North Carolina	46 76	
									126	A Northeastern	65 68	
									126	H Northeastern	45 69	
									180	A Towson	74 61	
									181	A Delaware	60 73	
									181	H Delaware	56 65	
									205	A UNLV	50 44	
									211	A Furman	87 76	
									233	H Appalachian St.	67 66	
									261	A Col. of Charleston	85 57	
									261	H Col. of Charleston	90 48	
									272	A UNCW	60 57	
									272	H UNCW	77 53	
									317	A Hofstra	69 56	
									317	H Hofstra	67 50	
									339	H Western Caro.	68 24	
LAST 10 Division I												
42	A Drexel	47 66	272	A UNCW	60 57							
181	A Delaware	60 73	113	H William & Mary	77 84							
126	H Northeastern	45 69	181	H Delaware	56 65							
317	H Hofstra	67 50	42	H Drexel	53 55							
261	A Col. of Charleston	85 57	317	A Hofstra	69 56							

Non-Div I Games: Newberry 73 53

Elon

Evansville

Through Games Of Feb. 26, 2020

Average RPI Win:	289	WON-LOST	WINNING	LAST 10	STRENGTH OF	OPP. STRENGTH	TEAM	ADJ.	CONF.	ADJ CONF.
Average RPI Loss:	141	RECORD	PCT. RANK	GAMES	SCHEDULE	OF SCHEDULE	RPI	RPI	RPI	RPI
DIV. I ONLY	2- 23	347	0-10	147	154	321	321	8	8	
DIV. I NON-CONF.	2- 8	295	0	340	341	346	346	7	7	
TOTALS	RPI 1-25	RPI 26-50	W-L RECORDS	RPI 51-100	RPI 101-150	RPI 150+				
2- 23	0- 2	0- 3	OVERALL	0- 5	0- 5	2- 8				
2- 8	0- 1	0- 1	HOME	0- 2	0- 2	2- 2				
0- 15	0- 1	0- 2	AWAY	0- 3	0- 3	0- 6				
0- 0	0- 0	0- 0	NEUTRAL	0- 0	0- 0	0- 0				
2- 8	0- 0	0- 0	NON-CONFERENCE	0- 0	0- 1	2- 7				
2- 2	0- 0	0- 0	HOME	0- 0	0- 0	2- 2				
0- 6	0- 0	0- 0	AWAY	0- 0	0- 1	0- 5				
0- 0	0- 0	0- 0	NEUTRAL	0- 0	0- 0	0- 0				
0- 15	0- 2	0- 3	CONFERENCE	0- 5	0- 4	0- 1				
0- 6	0- 1	0- 1	HOME	0- 2	0- 2	0- 0				
0- 9	0- 1	0- 2	AWAY	0- 3	0- 2	0- 1				
0- 0	0- 0	0- 0	NEUTRAL	0- 0	0- 0	0- 0				

RPI 1-25				RPI 26-50				RPI 51-100				RPI 101+ Team's RPI: 321			
RPI	S	Opponent	Score	RPI	S	Opponent	Score	RPI	S	Opponent	Score	RPI	S	Opponent	Score
10	A	Missouri St.	62 76	29	A	Drake	44 108	78	A	UNI	60 76	119	A	Southeast Mo. St.	60 83
10	H	Missouri St.	55 81	29	H	Drake	51 66	78	H	UNI	49 67	149	A	Loyola Chicago	47 77
				36	A	Bradley	51 82	84	A	Illinois St.	58 81	149	H	Loyola Chicago	61 71
								99	A	Southern Ill.	60 99	150	A	Valparaiso	54 72
								99	H	Southern Ill.	57 70	150	H	Valparaiso	66 88
												182	A	Austin Peay	64 80
												199	A	Miami (OH)	64 72
												201	A	Illinois	44 59
												212	H	Eastern Ill.	44 90
												229	H	Murray St.	59 61
												230	H	Marshall	66 62
												268	A	Indiana St.	58 68
												336	A	Purdue Fort Wayne	64 67
												340	A	SIUE	74 85
												347	H	Chicago St.	76 42
LAST 10 Division I															
99	A	Southern Ill.	60 99	150	A	Valparaiso	54 72								
10	A	Missouri St.	62 76	268	A	Indiana St.	58 68								
78	H	UNI	49 67	10	H	Missouri St.	55 81								
29	H	Drake	51 66	99	H	Southern Ill.	57 70								
149	A	Loyola Chicago	47 77	29	A	Drake	44 108								

Non-Div I Games: Brescia 77 61

Evansville

Loss, Non-Conf, S Site, H Home A Away N Neutral

Average RPI Win:	183	WON-LOST	WINNING	LAST 10	STRENGTH OF	OPP. STRENGTH	TEAM	ADJ.	CONF.	ADJ CONF.
Average RPI Loss:	20	RECORD	PCT. RANK	GAMES	SCHEDULE	OF SCHEDULE	RPI	RPI	RPI	RPI
DIV. I ONLY	24- 2	7	10-0	199	93	31	31	16	16	
DIV. I NON-CONF.	10- 2	29	0	105	17	30	30	14	14	
TOTALS	RPI 1-25	RPI 26-50	W-L RECORDS	RPI 51-100	RPI 101-150	RPI 150+				
24- 2	1- 1	1- 1	OVERALL	3- 0	5- 0	14- 0				
9- 1	1- 0	1- 1	HOME	0- 0	2- 0	5- 0				
11- 1	0- 1	0- 0	AWAY	1- 0	2- 0	8- 0				
4- 0	0- 0	0- 0	NEUTRAL	2- 0	1- 0	1- 0				
10- 2	1- 1	1- 1	NON-CONFERENCE	3- 0	1- 0	4- 0				
3- 1	1- 0	1- 1	HOME	0- 0	0- 0	1- 0				
3- 1	0- 1	0- 0	AWAY	1- 0	0- 0	2- 0				
4- 0	0- 0	0- 0	NEUTRAL	2- 0	1- 0	1- 0				
14- 0	0- 0	0- 0	CONFERENCE	0- 0	4- 0	10- 0				
6- 0	0- 0	0- 0	HOME	0- 0	2- 0	4- 0				
8- 0	0- 0	0- 0	AWAY	0- 0	2- 0	6- 0				
0- 0	0- 0	0- 0	NEUTRAL	0- 0	0- 0	0- 0				

RPI 1-25				RPI 26-50				Team's RPI: 31	RPI 51-100				RPI 101+			
RPI	S	Opponent	Score	RPI	S	Opponent	Score		RPI	S	Opponent	Score	RPI	S	Opponent	Score
9	A	Princeton	53 67	30	H	LSU	63 74		71	N	South Fla.	81 77	103	A	Liberty	74 65
25	H	Duke	78 56	38	H	UCF	72 50		77	N	South Dakota St.	71 70	103	H	Liberty	64 57
									94	A	Temple	93 67	115	N	Notre Dame	69 60
													145	A	North Florida	72 50
													145	H	North Florida	76 65
													156	A	North Ala.	74 63
													170	A	Jacksonville	81 68
													196	A	Houston	57 45
													214	A	Stetson	89 47
													214	H	Stetson	67 54
													216	A	Kennesaw St.	89 64
													216	H	Kennesaw St.	80 63
													254	A	Lipscomb	78 45
													254	H	Lipscomb	82 56
													270	N	Saint Francis (PA)	97 64
													304	A	FIU	100 54
													326	A	NJIT	68 39
													326	H	NJIT	82 39
													348	H	Central Conn. St.	94 60
LAST 10 Division I																
326	A	NJIT	68 39	170	A	Jacksonville	81 68									
216	A	Kennesaw St.	89 64	103	A	Liberty	74 65									
254	A	Lipscomb	78 45	326	H	NJIT	82 39									
214	H	Stetson	67 54	216	H	Kennesaw St.	80 63									
145	H	North Florida	76 65	156	A	North Ala.	74 63									

Non-Div I Games: Webber Int'l 99 48 Fla. Memorial 91 47 Johnson & Wales (FL89 56

FGCU

Loss, Non-Conf, S Site, H Home A Away N Neutral

Average RPI Win:	291	WON-LOST	WINNING	LAST 10	STRENGTH OF	OPP. STRENGTH	TEAM	ADJ.	CONF.	ADJ CONF.
Average RPI Loss:	158	RECORD	PCT. RANK	GAMES	SCHEDULE	OF SCHEDULE	RPI	RPI	RPI	RPI
DIV. I ONLY	5- 21	319	1-9	165	216	304	304	13	13	
DIV. I NON-CONF.	3- 8	268	0	209	338	298	298	16	16	
TOTALS	RPI 1-25	RPI 26-50	W-L RECORDS	RPI 51-100	RPI 101-150	RPI 150+				
5- 21	0- 0	0- 3	OVERALL	0- 3	0- 3	5- 12				
2- 13	0- 0	0- 2	HOME	0- 2	0- 2	2- 7				
3- 8	0- 0	0- 1	AWAY	0- 1	0- 1	3- 5				
0- 0	0- 0	0- 0	NEUTRAL	0- 0	0- 0	0- 0				
3- 8	0- 0	0- 1	NON-CONFERENCE	0- 0	0- 2	3- 5				
1- 7	0- 0	0- 1	HOME	0- 0	0- 2	1- 4				
2- 1	0- 0	0- 0	AWAY	0- 0	0- 0	2- 1				
0- 0	0- 0	0- 0	NEUTRAL	0- 0	0- 0	0- 0				
2- 13	0- 0	0- 2	CONFERENCE	0- 3	0- 1	2- 7				
1- 6	0- 0	0- 1	HOME	0- 2	0- 0	1- 3				
1- 7	0- 0	0- 1	AWAY	0- 1	0- 1	1- 4				
0- 0	0- 0	0- 0	NEUTRAL	0- 0	0- 0	0- 0				

RPI S	Opponent	Score	RPI S	Opponent	Score	RPI S	Opponent	Score	RPI S	Opponent	Score	Team's RPI: 304
27	H Old Dominion	39 66	51	H Charlotte	50 64	107	H Bethune-Cookman	60 65				
31	H FGCU	54 100	57	A Middle Tenn.	56 72	122	A UAB	58 71				
34	A Western Ky.	51 71	64	H Rice	47 68	145	H North Florida	49 64				
						170	A Jacksonville	52 77				
						182	H Austin Peay	56 58				
						186	H Northern Ky.	45 67				
						191	A Fla. Atlantic	42 54				
						191	H Fla. Atlantic	61 64				
						204	H Southern Miss.	53 58				
						218	H Brown	57 72				
						221	A UTEP	34 64				
						230	A Marshall	68 65				
						259	H North Texas	58 56				
						263	A Louisiana Tech	52 62				
						263	H Louisiana Tech	44 68				
						278	H Oakland	49 58				
						305	A N.C. Central	59 58				
						312	A UTSA	45 60				
						313	A Georgia St.	70 63				
						346	H Grambling	56 55				
LAST 10 Division I												
263	A Louisiana Tech	52 62	34	A Western Ky.	51 71							
191	A Fla. Atlantic	42 54	230	A Marshall	68 65							
204	H Southern Miss.	53 58	51	H Charlotte	50 64							
263	H Louisiana Tech	44 68	27	H Old Dominion	39 66							
191	H Fla. Atlantic	61 64	57	A Middle Tenn.	56 72							

Non-Div I Games:

FIU

Average RPI Win: 266	WON-LOST	WINNING	LAST 10	STRENGTH OF	OPP. STRENGTH	TEAM	ADJ.	CONF.	ADJ CONF.
Average RPI Loss: 170	RECORD	PCT. RANK	GAMES	SCHEDULE	OF SCHEDULE	RPI	RPI	RPI	RPI
DIV. I ONLY	13- 12	168	4-6	331	208	227	227	24	24
DIV. I NON-CONF.	3- 6	235	0	331	88	309	309	25	25
TOTALS	RPI 1-25	RPI 26-50	W-L RECORDS	RPI 51-100	RPI 101-150	RPI 150+			
13- 12	0- 0	0- 0	OVERALL	1- 5	0- 0	12- 7			
8- 3	0- 0	0- 0	HOME	1- 0	0- 0	7- 3			
5- 9	0- 0	0- 0	AWAY	0- 5	0- 0	5- 4			
0- 0	0- 0	0- 0	NEUTRAL	0- 0	0- 0	0- 0			
3- 6	0- 0	0- 0	NON-CONFERENCE	0- 3	0- 0	3- 3			
2- 2	0- 0	0- 0	HOME	0- 0	0- 0	2- 2			
1- 4	0- 0	0- 0	AWAY	0- 3	0- 0	1- 1			
0- 0	0- 0	0- 0	NEUTRAL	0- 0	0- 0	0- 0			
10- 6	0- 0	0- 0	CONFERENCE	1- 2	0- 0	9- 4			
6- 1	0- 0	0- 0	HOME	1- 0	0- 0	5- 1			
4- 5	0- 0	0- 0	AWAY	0- 2	0- 0	4- 3			
0- 0	0- 0	0- 0	NEUTRAL	0- 0	0- 0	0- 0			

RPI S	Opponent	Score	RPI S	Opponent	Score	RPI S	Opponent	Score	RPI S	Opponent	Score	Team's RPI: 227
						58	A Marist	45 75	160	H Dartmouth	51 52	
						58	H Marist	52 48	187	A Quinnipiac	62 76	
						61	A St. John's (NY)	69 71	187	H Quinnipiac	72 60	
						74	A Seton Hall	44 74	207	H Manhattan	87 47	
						92	A Rider	52 60	213	A Rhode Island	41 74	
						94	A Temple	59 77	218	H Brown	44 58	
									220	A Iona	52 40	
									220	H Iona	52 59	
									279	A Siena	65 35	
									284	A Niagara	77 65	
									298	A Monmouth	40 39	
									298	H Monmouth	49 38	
									315	H Navy	66 52	
									317	H Hofstra	73 64	
									323	A Saint Peter's	63 66	
									323	H Saint Peter's	67 48	
									330	A LIU Brooklyn	53 51	
									338	A Canisius	63 70	
									338	H Canisius	72 70	
LAST 10 Division I												
			58	A Marist	45 75	338	A Canisius	63 70				
			187	H Quinnipiac	72 60	284	A Niagara	77 65				
			323	A Saint Peter's	63 66	58	H Marist	52 48				
			220	H Iona	52 59	92	A Rider	52 60				
			298	A Monmouth	40 39	187	A Quinnipiac	62 76				

Non-Div I Games:

Fairfield

■ Loss,
 ■ Non-Conf,
 ■ S Site,
 ■ H Home
 ■ A Away
 N Neutral

Average RPI Win: 312		WON-LOST	WINNING	LAST 10	STRENGTH OF	OPP. STRENGTH	TEAM	ADJ.	CONF.	ADJ CONF.
Average RPI Loss: 225		RECORD	PCT. RANK	GAMES	SCHEDULE	OF SCHEDULE	RPI	RPI	RPI	RPI
DIV. I ONLY		10- 16	245	4-6	346	343	316	316	30	30
DIV. I NON-CONF.		3- 8	268	0	337	329	329	329	30	30
TOTALS		RPI 1-25	RPI 26-50	W-L RECORDS	RPI 51-100	RPI 101-150	RPI 150+			
10- 16	0- 0		0- 0	OVERALL	0- 0	0- 3	10- 13			
5- 8	0- 0		0- 0	HOME	0- 0	0- 2	5- 6			
5- 8	0- 0		0- 0	AWAY	0- 0	0- 1	5- 7			
0- 0	0- 0		0- 0	NEUTRAL	0- 0	0- 0	0- 0			
3- 8	0- 0		0- 0	NON-CONFERENCE	0- 0	0- 0	3- 8			
1- 4	0- 0		0- 0	HOME	0- 0	0- 0	1- 4			
2- 4	0- 0		0- 0	AWAY	0- 0	0- 0	2- 4			
0- 0	0- 0		0- 0	NEUTRAL	0- 0	0- 0	0- 0			
7- 8	0- 0		0- 0	CONFERENCE	0- 0	0- 3	7- 5			
4- 4	0- 0		0- 0	HOME	0- 0	0- 2	4- 2			
3- 4	0- 0		0- 0	AWAY	0- 0	0- 1	3- 3			
0- 0	0- 0		0- 0	NEUTRAL	0- 0	0- 0	0- 0			

[illegible]

Non-Div I Games:

Fairleigh Dickinson

Loss, Non-Conf, S Site, H Home A Away N Neutral

Fla. Atlantic

Through Games Of Feb. 26, 2020

Average RPI Win:	239	WON-LOST	WINNING	LAST 10	STRENGTH OF	OPP. STRENGTH	TEAM	ADJ.	CONF.	ADJ CONF.
Average RPI Loss:	105	RECORD	PCT. RANK	GAMES	SCHEDULE	OF SCHEDULE	RPI	RPI	RPI	RPI
DIV. I ONLY	12- 15	206	4-6	124	145	191	191	13	13	
DIV. I NON-CONF.	6- 5	151	0	201	192	183	183	16	16	
TOTALS	RPI 1-25	RPI 26-50	W-L RECORDS	RPI 51-100	RPI 101-150	RPI 150+				
12- 15	0- 1	0- 4	OVERALL	1- 3	2- 3	9- 4				
8- 7	0- 0	0- 2	HOME	1- 2	0- 1	7- 2				
4- 8	0- 1	0- 2	AWAY	0- 1	2- 2	2- 2				
0- 0	0- 0	0- 0	NEUTRAL	0- 0	0- 0	0- 0				
6- 5	0- 1	0- 0	NON-CONFERENCE	0- 1	2- 2	4- 1				
4- 3	0- 0	0- 0	HOME	0- 1	0- 1	4- 1				
2- 2	0- 1	0- 0	AWAY	0- 0	2- 1	0- 0				
0- 0	0- 0	0- 0	NEUTRAL	0- 0	0- 0	0- 0				
6- 10	0- 0	0- 4	CONFERENCE	1- 2	0- 1	5- 3				
4- 4	0- 0	0- 2	HOME	1- 1	0- 0	3- 1				
2- 6	0- 0	0- 2	AWAY	0- 1	0- 1	2- 2				
0- 0	0- 0	0- 0	NEUTRAL	0- 0	0- 0	0- 0				

RPI 1-25				RPI 26-50				RPI 51-100				RPI 101+ Team's RPI: 191			
RPI	S	Opponent	Score	RPI	S	Opponent	Score	RPI	S	Opponent	Score	RPI	S	Opponent	Score
11	A	Iowa	53 85	27	A	Old Dominion	49 60	51	H	Charlotte	65 44	110	H	Kansas	60 90
				27	H	Old Dominion	63 75	57	A	Middle Tenn.	66 81	121	A	Richmond	55 57
				34	A	Western Ky.	59 68	64	H	Rice	69 78	122	A	UAB	73 92
				34	H	Western Ky.	56 69	96	H	Harvard	51 65	144	A	Hampton	64 63
												148	A	Western Mich.	80 79
												195	H	Little Rock	79 72
												204	H	Southern Miss.	67 71
												211	H	Furman	63 69
												221	A	UTEP	65 96
												230	A	Marshall	75 85
												259	H	North Texas	84 78
												263	H	Louisiana Tech	77 75
												264	H	Loyola Maryland	72 61
												279	H	Siena	83 39
												304	A	FIU	64 61
												304	H	FIU	54 42
												312	A	UTSA	80 53
												348	H	Central Conn. St.	72 54
LAST 10 Division I															
				27	A	Old Dominion	49 60	304	A	FIU	64 61				
				34	H	Western Ky.	56 69	230	A	Marshall	75 85				
				304	H	FIU	54 42	34	A	Western Ky.	59 68				
				263	H	Louisiana Tech	77 75	27	H	Old Dominion	63 75				
				204	H	Southern Miss.	67 71	51	H	Charlotte	65 44				

Non-Div I Games:

Fla. Atlantic

Loss, Non-Conf, S Site, H Home A Away N Neutral

Average RPI Win:	211	WON-LOST	WINNING	LAST 10	STRENGTH OF	OPP. STRENGTH	TEAM	ADJ.	CONF.	ADJ CONF.
Average RPI Loss:	47	RECORD	PCT. RANK	GAMES	SCHEDULE	OF SCHEDULE	RPI	RPI	RPI	RPI
DIV. I ONLY	15- 12	148	4-6	126	62	130	130	4	4	
DIV. I NON-CONF.	9- 4	84	0	317	179	200	200	5	5	
TOTALS	RPI 1-25	RPI 26-50	W-L RECORDS	RPI 51-100	RPI 101-150	RPI 150+				
15- 12	1- 4	1- 3	OVERALL	0- 3	4- 2	9- 0				
9- 6	0- 2	1- 2	HOME	0- 2	2- 0	6- 0				
5- 5	1- 2	0- 1	AWAY	0- 1	2- 1	2- 0				
1- 1	0- 0	0- 0	NEUTRAL	0- 0	0- 1	1- 0				
9- 4	0- 1	0- 1	NON-CONFERENCE	0- 0	1- 2	8- 0				
6- 2	0- 1	0- 1	HOME	0- 0	1- 0	5- 0				
2- 1	0- 0	0- 0	AWAY	0- 0	0- 1	2- 0				
1- 1	0- 0	0- 0	NEUTRAL	0- 0	0- 1	1- 0				
6- 8	1- 3	1- 2	CONFERENCE	0- 3	3- 0	1- 0				
3- 4	0- 1	1- 1	HOME	0- 2	1- 0	1- 0				
3- 4	1- 2	0- 1	AWAY	0- 1	2- 0	0- 0				
0- 0	0- 0	0- 0	NEUTRAL	0- 0	0- 0	0- 0				

RPI 1-25				RPI 26-50				RPI 51-100				RPI 101+ Team's RPI: 130			
RPI	S	Opponent	Score	RPI	S	Opponent	Score	RPI	S	Opponent	Score	RPI	S	Opponent	Score
14	A	Texas A&M	42 69	26	H	Florida St.	55 66	54	H	Tennessee	50 78	110	A	Kansas	66 76
15	A	Mississippi St.	47 93	30	H	LSU	68 77	63	A	Alabama	62 69	111	A	Auburn	83 63
18	H	Indiana	49 73	37	A	Arkansas	57 79	69	H	Georgia	43 49	112	N	Wake Forest	68 73
21	A	Kentucky	70 62	37	H	Arkansas	83 80					120	H	Vanderbilt	68 60
21	H	Kentucky	45 65									123	H	Davidson	55 50
												147	A	Missouri	75 67
												175	H	Samford	84 48
												256	N	Xavier	67 64
												276	H	Longwood	71 54
												290	H	Ole Miss	74 72
												292	A	Prairie View	51 44
												308	H	Presbyterian	60 46
												328	H	Mercer	71 50
												341	H	Florida A&M	84 40
												346	A	Grambling	72 65
LAST 10 Division I															
37	H	Arkansas	83 80	21	A	Kentucky	70 62								
63	A	Alabama	62 69	30	H	LSU	68 77								
147	A	Missouri	75 67	37	A	Arkansas	57 79								
290	H	Ole Miss	74 72	14	A	Texas A&M	42 69								
69	H	Georgia	43 49	54	H	Tennessee	50 78								

Non-Div I Games:

Florida

■ Loss,
■ Non-Conf,
■ S Site,
■ H Home
■ A Away
N Neutral

Average RPI Win:	339	WON-LOST	WINNING	LAST 10	STRENGTH OF	OPP. STRENGTH	TEAM	ADJ.	CONF.	ADJ CONF.
Average RPI Loss:	218	RECORD	PCT. RANK	GAMES	SCHEDULE	OF SCHEDULE	RPI	RPI	RPI	RPI
DIV. I ONLY	4- 20	323	2-8	322	350	341	341	29	29	
DIV. I NON-CONF.	0- 9	338	0	284	346	349	349	29	29	
TOTALS	RPI 1-25	RPI 26-50	W-L RECORDS	RPI 51-100	RPI 101-150	RPI 150+				
4- 20	0- 0	0- 1	OVERALL	0- 0	0- 3	4- 16				
2- 8	0- 0	0- 0	HOME	0- 0	0- 1	2- 7				
2- 12	0- 0	0- 1	AWAY	0- 0	0- 2	2- 9				
0- 0	0- 0	0- 0	NEUTRAL	0- 0	0- 0	0- 0				
0- 9	0- 0	0- 1	NON-CONFERENCE	0- 0	0- 2	0- 6				
0- 2	0- 0	0- 0	HOME	0- 0	0- 0	0- 2				
0- 7	0- 0	0- 1	AWAY	0- 0	0- 2	0- 4				
0- 0	0- 0	0- 0	NEUTRAL	0- 0	0- 0	0- 0				
4- 11	0- 0	0- 0	CONFERENCE	0- 0	0- 1	4- 10				
2- 6	0- 0	0- 0	HOME	0- 0	0- 1	2- 5				
2- 5	0- 0	0- 0	AWAY	0- 0	0- 0	2- 5				
0- 0	0- 0	0- 0	NEUTRAL	0- 0	0- 0	0- 0				

RPI 1-25			RPI 26-50			RPI 51-100			RPI 101+ Team's RPI: 341		
RPI	S	Opponent	Score	RPI	S	Opponent	Score	RPI	S	Opponent	Score
				30	A	LSU	45 73				
								107	H	Bethune-Cookman	57 78
								130	A	Florida	40 84
								141	A	Texas Tech	60 98
								154	A	N.C. A&T	44 71
								154	H	N.C. A&T	49 66
								170	H	Jacksonville	54 88
								178	A	Norfolk St.	51 59
								178	H	Norfolk St.	62 69
								241	H	Morgan St.	47 59
								248	A	Howard	58 72
								248	H	Howard	56 82
								250	H	Alabama A&M	53 77
								255	A	Jacksonville St.	67 72
								262	A	Delaware St.	53 61
								305	A	N.C. Central	57 66
								305	H	N.C. Central	70 71
								325	A	UMES	81 71
								327	A	USC Upstate	61 74
								331	H	Coppin St.	58 48
								332	A	Alcorn	42 58
								349	A	South Carolina St.	44 39
								349	H	South Carolina St.	57 45
								351	A	Mississippi Val.	70 71
LAST 10 Division I											
				349	H	South Carolina St.	57 45				
				178	H	Norfolk St.	62 69				
				325	A	UMES	81 71				
				262	A	Delaware St.	53 61				
				154	H	N.C. A&T	49 66				
				248	H	Howard	56 82				
				107	H	Bethune-Cookman	57 78				
				178	A	Norfolk St.	51 59				
				248	A	Howard	58 72				
				305	H	N.C. Central	70 71				

Non-Div I Games: Johnson (FL) 102 40 Trinity Baptist 103 54

Florida A&M

Average RPI Win:	127	WON-LOST	WINNING	LAST 10	STRENGTH OF	OPP. STRENGTH	TEAM	ADJ.	CONF.	ADJ CONF.
Average RPI Loss:	59	RECORD	PCT. RANK	GAMES	SCHEDULE	OF SCHEDULE	RPI	RPI	RPI	RPI
DIV. I ONLY	21- 6	32	6-4	66	36	26	26	5	5	
DIV. I NON-CONF.	11- 0	1	0	128	51	11	11	4	4	
TOTALS	RPI 1-25	RPI 26-50	W-L RECORDS	RPI 51-100	RPI 101-150	RPI 150+				
21- 6	2- 2	4- 0	OVERALL	2- 4	7- 0	6- 0				
11- 2	0- 0	2- 0	HOME	2- 2	4- 0	3- 0				
8- 4	1- 2	1- 0	AWAY	0- 2	3- 0	3- 0				
2- 0	1- 0	1- 0	NEUTRAL	0- 0	0- 0	0- 0				
11- 0	1- 0	2- 0	NON-CONFERENCE	2- 0	2- 0	4- 0				
6- 0	0- 0	0- 0	HOME	2- 0	1- 0	3- 0				
3- 0	0- 0	1- 0	AWAY	0- 0	1- 0	1- 0				
2- 0	1- 0	1- 0	NEUTRAL	0- 0	0- 0	0- 0				
10- 6	1- 2	2- 0	CONFERENCE	0- 4	5- 0	2- 0				
5- 2	0- 0	2- 0	HOME	0- 2	3- 0	0- 0				
5- 4	1- 2	0- 0	AWAY	0- 2	2- 0	2- 0				
0- 0	0- 0	0- 0	NEUTRAL	0- 0	0- 0	0- 0				

RPI 1-25				RPI 26-50				Team's RPI: 26				RPI 51-100				RPI 101+			
RPI	S	Opponent	Score	RPI	S	Opponent	Score					RPI	S	Opponent	Score	RPI	S	Opponent	Score
6	A	Louisville	67 59	30	A	LSU	70 62					61	H	St. John's (NY)	74 70	101	A	Miami (FL)	73 62
14	N	Texas A&M	80 58	32	N	Michigan	79 69					65	A	Georgia Tech	62 65	101	H	Miami (FL)	79 61
22	A	NC State	51 68	39	H	Virginia Tech	86 62					65	H	Georgia Tech	52 67	112	A	Wake Forest	70 65
25	A	Duke	64 66	46	H	Virginia	63 55					76	H	Boston College	56 65	112	H	Wake Forest	78 67
												85	H	Michigan St.	78 68	116	H	North Carolina	78 64
												98	A	Syracuse	89 90	130	A	Florida	66 55
																145	H	North Florida	70 41
																170	H	Jacksonville	75 41
																175	H	Samford	88 59
																224	A	Clemson	81 64
																289	A	Pittsburgh	66 41
																342	A	UIC	86 42
																344	H	Charleston So.	88 36
LAST 10 Division I																			
				65	A	Georgia Tech	62 65	289	A	Pittsburgh	66 41								
				112	H	Wake Forest	78 67	76	H	Boston College	56 65								
				25	A	Duke	64 66												
				46	H	Virginia	63 55												
				6	A	Louisville	67 59												

Non-Div I Games:

Florida St.

■ Loss,
 ■ Non-Conf,
 ■ S Site,
 ■ Home
 ■ A Away
 N Neutral

Average RPI Win: 165	WON-LOST	WINNING	LAST 10	STRENGTH OF	OPP. STRENGTH	TEAM	ADJ.	CONF.	ADJ CONF.
Average RPI Loss: 105	RECORD	PCT. RANK	GAMES	SCHEDULE	OF SCHEDULE	RPI	RPI	RPI	RPI
DIV. I ONLY	18- 10	82	6-4	116	98	89	89	12	12
DIV. I NON-CONF.	8- 5	117	0	174	65	130	130	12	12
TOTALS	RPI 1-25	RPI 26-50	W-L RECORDS	RPI 51-100	RPI 101-150	RPI 150+			
18- 10	0- 0	0- 1	OVERALL	3- 3	6- 5	9- 1			
12- 2	0- 0	0- 0	HOME	2- 1	3- 1	7- 0			
5- 7	0- 0	0- 0	AWAY	1- 2	2- 4	2- 1			
1- 1	0- 0	0- 1	NEUTRAL	0- 0	1- 0	0- 0			
8- 5	0- 0	0- 1	NON-CONFERENCE	1- 1	2- 2	5- 1			
5- 2	0- 0	0- 0	HOME	0- 1	1- 1	4- 0			
2- 2	0- 0	0- 0	AWAY	1- 0	0- 1	1- 1			
1- 1	0- 0	0- 1	NEUTRAL	0- 0	1- 0	0- 0			
10- 5	0- 0	0- 0	CONFERENCE	2- 2	4- 3	4- 0			
7- 0	0- 0	0- 0	HOME	2- 0	2- 0	3- 0			
3- 5	0- 0	0- 0	AWAY	0- 2	2- 3	1- 0			
0- 0	0- 0	0- 0	NEUTRAL	0- 0	0- 0	0- 0			

RPI S	Opponent	Score	RPI S	Opponent	Score	RPI S	Opponent	Score	RPI S	Opponent	Score
			37 N	Arkansas	59 71	51 A	Charlotte	76 51	104 A	VCU	52 62
						53 A	Dayton	44 48	115 H	Notre Dame	55 60
						53 H	Dayton	50 38	121 A	Richmond	64 47
						72 H	Villanova	66 73	123 A	Davidson	62 74
						88 A	Saint Louis	49 59	123 H	Davidson	47 46
						88 H	Saint Louis	66 54	125 A	Duquesne	63 74
									126 H	Northeastern	74 58
									128 A	Columbia	51 70
									135 N	Lehigh	59 57
									138 H	George Washington	53 47
									140 A	Massachusetts	69 64
									175 H	Samford	68 37
									190 H	La Salle	62 45
									196 H	Houston	63 54
									206 A	Penn St.	59 72
									207 A	Manhattan	51 45
									213 H	Rhode Island	60 50
									235 A	George Mason	66 54
									240 H	Georgetown	67 54
									246 H	Southern U.	65 52
									294 H	St. Bonaventure	79 53
LAST 10 Division I											
			125 A	Duquesne	63 74		140 A	Massachusetts	69 64		
			53 H	Dayton	50 38		213 H	Rhode Island	60 50		
			88 A	Saint Louis	49 59		190 H	La Salle	62 45		
			121 A	Richmond	64 47		104 A	VCU	52 62		
			123 H	Davidson	47 46		53 A	Dayton	44 48		

Non-Div I Games:

Fordham

■ Loss,
 ■ Non-Conf,
 ■ S Site,
 ■ Home
 ■ A Away
 N Neutral

Average RPI Win: 219		WON-LOST	WINNING	LAST 10	STRENGTH OF	OPP. STRENGTH	TEAM	ADJ.	CONF.	ADJ CONF.
Average RPI Loss: 152		RECORD	PCT. RANK	GAMES	SCHEDULE	OF SCHEDULE	RPI	RPI	RPI	RPI
DIV. I ONLY		21- 5	29	9-1	229	185	70	70	17	17
DIV. I NON-CONF.		5- 4	140	0	192	159	139	139	19	19
TOTALS		RPI 1-25	RPI 26-50	W-L RECORDS	RPI 51-100	RPI 101-150	RPI 150+			
21- 5	0- 0		0- 0	OVERALL	1- 2	0- 1	20- 2			
11- 1	0- 0		0- 0	HOME	0- 1	0- 0	11- 0			
9- 3	0- 0		0- 0	AWAY	1- 0	0- 1	8- 2			
1- 1	0- 0		0- 0	NEUTRAL	0- 1	0- 0	1- 0			
5- 4	0- 0		0- 0	NON-CONFERENCE	0- 2	0- 1	5- 1			
2- 1	0- 0		0- 0	HOME	0- 1	0- 0	2- 0			
2- 2	0- 0		0- 0	AWAY	0- 0	0- 1	2- 1			
1- 1	0- 0		0- 0	NEUTRAL	0- 1	0- 0	1- 0			
16- 1	0- 0		0- 0	CONFERENCE	1- 0	0- 0	15- 1			
9- 0	0- 0		0- 0	HOME	0- 0	0- 0	9- 0			
7- 1	0- 0		0- 0	AWAY	1- 0	0- 0	6- 1			
0- 0	0- 0		0- 0	NEUTRAL	0- 0	0- 0	0- 0			

[illegible]

Non-Div I Games:	La Verne	111	56	UC Merced	92	26
------------------	----------	-----	----	-----------	----	----

Fresno St.

■ Loss, ■ Non-Conf, S Site, H Home A Away N Neutral

Average RPI Win: 245	WON-LOST	WINNING	LAST 10	STRENGTH OF	OPP. STRENGTH	TEAM	ADJ.	CONF.	ADJ CONF.
Average RPI Loss: 174	RECORD	PCT. RANK	GAMES	SCHEDULE	OF SCHEDULE	RPI	RPI	RPI	RPI
DIV. I ONLY	14- 11	141	4-6	335	177	211	211	27	27
DIV. I NON-CONF.	7- 5	131	0	235	89	134	134	22	22
TOTALS	RPI 1-25	RPI 26-50	W-L RECORDS	RPI 51-100	RPI 101-150	RPI 150+			
14- 11	0- 0	0- 0	OVERALL	0- 2	2- 3	12- 6			
7- 3	0- 0	0- 0	HOME	0- 0	1- 1	6- 2			
6- 8	0- 0	0- 0	AWAY	0- 2	1- 2	5- 4			
1- 0	0- 0	0- 0	NEUTRAL	0- 0	0- 0	1- 0			
7- 5	0- 0	0- 0	NON-CONFERENCE	0- 2	2- 1	5- 2			
3- 1	0- 0	0- 0	HOME	0- 0	1- 0	2- 1			
3- 4	0- 0	0- 0	AWAY	0- 2	1- 1	2- 1			
1- 0	0- 0	0- 0	NEUTRAL	0- 0	0- 0	1- 0			
7- 6	0- 0	0- 0	CONFERENCE	0- 0	0- 2	7- 4			
4- 2	0- 0	0- 0	HOME	0- 0	0- 1	4- 1			
3- 4	0- 0	0- 0	AWAY	0- 0	0- 1	3- 3			
0- 0	0- 0	0- 0	NEUTRAL	0- 0	0- 0	0- 0			

RPI 1-25			RPI 26-50			RPI 51-100			RPI 101+			Team's RPI: 211					
RPI	S	Opponent	Score	RPI	S	Opponent	Score	RPI	S	Opponent	Score	RPI	S	Opponent	Score		
								57	A	Middle Tenn.	62	78	120	A	Vanderbilt	46	74
								69	A	Georgia	48	77	121	A	Richmond	70	69
													134	A	UNC Greensboro	53	61
													134	H	UNC Greensboro	53	59
													144	H	Hampton	70	65
													175	A	Samford	72	59
													175	H	Samford	77	69
													176	H	Elon	76	87
													184	A	Gardner-Webb	72	67
													191	A	Fla. Atlantic	69	63
													198	A	Chattanooga	52	60
													198	H	Chattanooga	63	69
													224	A	Clemson	71	77
													238	N	Saint Joseph's	63	48
													271	A	Wofford	62	66
													291	A	ETSU	81	62
													291	H	ETSU	67	47
													296	H	Ga. Southern	78	63
													313	H	Georgia St.	62	55
													328	A	Mercer	55	61
													328	H	Mercer	62	49
													339	A	Western Caro.	69	59
													339	H	Western Caro.	69	53
LAST 10 Division I																	
				134	A	UNC Greensboro	53	61		175	A	Samford	72	59			
				339	A	Western Caro.	69	59		271	A	Wofford	62	66			
				291	H	ETSU	67	47		339	H	Western Caro.	69	53			
				198	H	Chattanooga	63	69		134	H	UNC Greensboro	53	59			
				328	A	Mercer	55	61		198	A	Chattanooga	52	60			

Non-Div I Games: North Greenville 88 51 Newberry 62 43 UNKNOWN 88 24

Furman

Loss, Non-Conf, S Site, H Home A Away N Neutral

Ga. Southern

Through Games Of Feb. 26, 2020

Average RPI Win:	283	WON-LOST	WINNING	LAST 10	STRENGTH OF	OPP. STRENGTH	TEAM	ADJ.	CONF.	ADJ CONF.
Average RPI Loss:	188	RECORD	PCT. RANK	GAMES	SCHEDULE	OF SCHEDULE	RPI	RPI	RPI	RPI
DIV. I ONLY	9- 17	268	4-6	280	306	296	296	21	21	
DIV. I NON-CONF.	3- 8	268	0	279	324	289	289	21	21	
TOTALS	RPI 1-25	RPI 26-50	W-L RECORDS	RPI 51-100	RPI 101-150	RPI 150+				
9- 17	0- 0	0- 1	OVERALL	0- 2	0- 2	9- 12				
5- 6	0- 0	0- 1	HOME	0- 1	0- 0	5- 4				
3- 10	0- 0	0- 0	AWAY	0- 1	0- 1	3- 8				
1- 1	0- 0	0- 0	NEUTRAL	0- 0	0- 1	1- 0				
3- 8	0- 0	0- 0	NON-CONFERENCE	0- 0	0- 2	3- 6				
0- 2	0- 0	0- 0	HOME	0- 0	0- 0	0- 2				
2- 5	0- 0	0- 0	AWAY	0- 0	0- 1	2- 4				
1- 1	0- 0	0- 0	NEUTRAL	0- 0	0- 1	1- 0				
6- 9	0- 0	0- 1	CONFERENCE	0- 2	0- 0	6- 6				
5- 4	0- 0	0- 1	HOME	0- 1	0- 0	5- 2				
1- 5	0- 0	0- 0	AWAY	0- 1	0- 0	1- 4				
0- 0	0- 0	0- 0	NEUTRAL	0- 0	0- 0	0- 0				

RPI S	Opponent	Score	RPI S	Opponent	Score	RPI S	Opponent	Score	RPI S	Opponent	Score	Team's RPI: 296
			49 H	Troy	69 79	79 A	Coastal Caro.	59 66	102 N	Kent St.	48 62	
						79 H	Coastal Caro.	74 90	107 A	Bethune-Cookman	57 75	
									157 A	Tulane	40 56	
									195 A	Little Rock	46 58	
									195 H	Little Rock	49 65	
									208 A	Louisiana	60 72	
									208 H	Louisiana	83 67	
									211 A	Furman	63 78	
									216 H	Kennesaw St.	69 95	
									233 A	Appalachian St.	75 83	
									233 H	Appalachian St.	78 70	
									237 H	North Dakota	56 69	
									247 H	South Alabama	65 71	
									252 A	Winthrop	91 47	
									260 A	Arkansas St.	62 69	
									260 H	Arkansas St.	80 67	
									271 A	Wofford	70 57	
									290 A	Ole Miss	66 69	
									310 N	St. Francis Brooklyn	78 47	
									313 H	Georgia St.	81 56	
									328 A	Mercer	52 62	
									350 A	La.-Monroe	72 66	
									350 H	La.-Monroe	64 47	
LAST 10 Division I												
			233 H	Appalachian St.	78 70	195 H	Little Rock	49 65				
			79 H	Coastal Caro.	74 90	233 A	Appalachian St.	75 83				
			208 A	Louisiana	60 72	79 A	Coastal Caro.	59 66				
			350 A	La.-Monroe	72 66	313 H	Georgia St.	81 56				
			260 H	Arkansas St.	80 67	247 H	South Alabama	65 71				

Non-Div I Games:

Ga. Southern

■ Loss,
 ■ Non-Conf, S Site,
 ■ Home
 ■ Away
 N Neutral

Average RPI Win:	258	WON-LOST	WINNING	LAST 10	STRENGTH OF	OPP. STRENGTH	TEAM	ADJ.	CONF.	ADJ CONF.
Average RPI Loss:	175	RECORD	PCT. RANK	GAMES	SCHEDULE	OF SCHEDULE	RPI	RPI	RPI	RPI
DIV. I ONLY	16- 11	119	7-3	278	287	184	184	25	25	
DIV. I NON-CONF.	5- 4	140	0	243	214	171	171	27	27	
TOTALS	RPI 1-25	RPI 26-50	W-L RECORDS	RPI 51-100	RPI 101-150	RPI 150+				
16- 11	0- 0	0- 1	OVERALL	0- 2	1- 2	15- 6				
10- 3	0- 0	0- 0	HOME	0- 0	1- 0	9- 3				
6- 8	0- 0	0- 1	AWAY	0- 2	0- 2	6- 3				
0- 0	0- 0	0- 0	NEUTRAL	0- 0	0- 0	0- 0				
5- 4	0- 0	0- 1	NON-CONFERENCE	0- 2	0- 0	5- 1				
3- 1	0- 0	0- 0	HOME	0- 0	0- 0	3- 1				
2- 3	0- 0	0- 1	AWAY	0- 2	0- 0	2- 0				
0- 0	0- 0	0- 0	NEUTRAL	0- 0	0- 0	0- 0				
11- 7	0- 0	0- 0	CONFERENCE	0- 0	1- 2	10- 5				
7- 2	0- 0	0- 0	HOME	0- 0	1- 0	6- 2				
4- 5	0- 0	0- 0	AWAY	0- 0	0- 2	4- 3				
0- 0	0- 0	0- 0	NEUTRAL	0- 0	0- 0	0- 0				

RPI 1-25				RPI 26-50				RPI 51-100				RPI 101+				Team's RPI: 184	
RPI	S	Opponent	Score	RPI	S	Opponent	Score	RPI	S	Opponent	Score	RPI	S	Opponent	Score		
				39	A	Virginia Tech	65 87	51	A	Charlotte	49 74	118	A	Campbell	44 48		
								69	A	Georgia	56 84	144	A	Hampton	58 63		
												144	H	Hampton	70 59		
												172	A	High Point	62 46		
												172	H	High Point	70 57		
												181	H	Delaware	67 65		
												202	A	Radford	51 65		
												202	H	Radford	73 84		
												211	H	Furman	67 72		
												233	A	Appalachian St.	67 56		
												249	A	UNC Asheville	65 59		
												249	H	UNC Asheville	85 55		
												252	A	Winthrop	54 49		
												252	H	Winthrop	71 59		
												271	H	Wofford	67 53		
												276	A	Longwood	70 80		
												276	H	Longwood	73 70		
												308	A	Presbyterian	49 64		
												308	H	Presbyterian	53 56		
												327	H	USC Upstate	63 53		
												328	A	Mercer	65 62		
												339	H	Western Caro.	88 62		
												344	A	Charleston So.	79 52		
												344	H	Charleston So.	67 45		
LAST 10 Division I																	
				249	H	UNC Asheville	85 55					144	H	Hampton	70 59		
				252	A	Winthrop	54 49					202	A	Radford	51 65		
				308	A	Presbyterian	49 64					344	H	Charleston So.	67 45		
				172	A	High Point	62 46					172	H	High Point	70 57		
				276	H	Longwood	73 70					202	H	Radford	73 84		

Non-Div I Games:

Gardner-Webb

George Mason

Through Games Of Feb. 26, 2020

Average RPI Win:	227	WON-LOST	WINNING	LAST 10	STRENGTH OF	OPP. STRENGTH	TEAM	ADJ.	CONF.	ADJ CONF.
Average RPI Loss:	131	RECORD	PCT. RANK	GAMES	SCHEDULE	OF SCHEDULE	RPI	RPI	RPI	RPI
DIV. I ONLY	9- 19	279	2-8	146	148	235	235	12	12	
DIV. I NON-CONF.	6- 7	182	0	164	252	182	182	12	12	
TOTALS	RPI 1-25	RPI 26-50	W-L RECORDS	RPI 51-100	RPI 101-150	RPI 150+				
9- 19	0- 0	0- 2	OVERALL	0- 5	2- 6	7- 6				
4- 9	0- 0	0- 1	HOME	0- 3	2- 3	2- 2				
5- 9	0- 0	0- 0	AWAY	0- 2	0- 3	5- 4				
0- 1	0- 0	0- 1	NEUTRAL	0- 0	0- 0	0- 0				
6- 7	0- 0	0- 2	NON-CONFERENCE	0- 2	0- 0	6- 3				
2- 4	0- 0	0- 1	HOME	0- 1	0- 0	2- 2				
4- 2	0- 0	0- 0	AWAY	0- 1	0- 0	4- 1				
0- 1	0- 0	0- 1	NEUTRAL	0- 0	0- 0	0- 0				
3- 12	0- 0	0- 0	CONFERENCE	0- 3	2- 6	1- 3				
2- 5	0- 0	0- 0	HOME	0- 2	2- 3	0- 0				
1- 7	0- 0	0- 0	AWAY	0- 1	0- 3	1- 3				
0- 0	0- 0	0- 0	NEUTRAL	0- 0	0- 0	0- 0				

RPI S	Opponent	Score	RPI S	Opponent	Score	RPI S	Opponent	Score	RPI S	Opponent	Score	Team's RPI: 235
36 N	Bradley	59 61	52 H	Bucknell	51 64	104 A	VCU	36 48				
39 H	Virginia Tech	58 77	53 A	Dayton	55 59	104 H	VCU	63 82				
			79 A	Coastal Caro.	59 74	121 H	Richmond	70 75				
			88 H	Saint Louis	51 64	123 H	Davidson	69 76				
			89 H	Fordham	54 66	125 A	Duquesne	63 84				
						138 A	George Washington	57 62				
						138 H	George Washington	70 60				
						140 H	Massachusetts	73 56				
						181 A	Delaware	44 63				
						189 H	American	73 55				
						190 A	La Salle	65 77				
						206 A	Penn St.	78 68				
						209 H	UMKC	58 64				
						213 A	Rhode Island	42 47				
						222 A	SMU	59 58				
						238 A	Saint Joseph's	54 49				
						248 H	Howard	75 86				
						261 A	Col. of Charleston	72 61				
						294 A	St. Bonaventure	47 62				
						315 A	Navy	67 58				
						333 H	Detroit Mercy	75 62				
LAST 10 Division I												
104 A	VCU	36 48	140 H	Massachusetts	73 56							
238 A	Saint Joseph's	54 49	213 A	Rhode Island	42 47							
121 H	Richmond	70 75	190 A	La Salle	65 77							
138 A	George Washington	57 62	104 H	VCU	63 82							
88 H	Saint Louis	51 64	125 A	Duquesne	63 84							

Non-Div I Games:

George Mason

■ Loss,
 ■ Non-Conf,
 ■ S Site,
 ■ H Home
 ■ A Away
 N Neutral

Average RPI Win: 183	WON-LOST	WINNING	LAST 10	STRENGTH OF	OPP. STRENGTH	TEAM	ADJ.	CONF.	ADJ CONF.
Average RPI Loss: 113	RECORD	PCT. RANK	GAMES	SCHEDULE	OF SCHEDULE	RPI	RPI	RPI	RPI
DIV. I ONLY	13- 15	194	6-4	89	117	138	138	12	12
DIV. I NON-CONF.	6- 7	182	0	83	72	124	124	12	12
TOTALS	RPI 1-25	RPI 26-50	W-L RECORDS	RPI 51-100	RPI 101-150	RPI 150+			
13- 15	0- 2	0- 1	OVERALL	1- 5	4- 3	8- 4			
6- 7	0- 1	0- 1	HOME	0- 3	2- 1	4- 1			
7- 8	0- 1	0- 0	AWAY	1- 2	2- 2	4- 3			
0- 0	0- 0	0- 0	NEUTRAL	0- 0	0- 0	0- 0			
6- 7	0- 2	0- 1	NON-CONFERENCE	1- 1	0- 2	5- 1			
2- 4	0- 1	0- 1	HOME	0- 1	0- 1	2- 0			
4- 3	0- 1	0- 0	AWAY	1- 0	0- 1	3- 1			
0- 0	0- 0	0- 0	NEUTRAL	0- 0	0- 0	0- 0			
7- 8	0- 0	0- 0	CONFERENCE	0- 4	4- 1	3- 3			
4- 3	0- 0	0- 0	HOME	0- 2	2- 0	2- 1			
3- 5	0- 0	0- 0	AWAY	0- 2	2- 1	1- 2			
0- 0	0- 0	0- 0	NEUTRAL	0- 0	0- 0	0- 0			

RPI 1-25				RPI 26-50				RPI 51-100				RPI 101+ Team's RPI: 138			
RPI	S	Opponent	Score	RPI	S	Opponent	Score	RPI	S	Opponent	Score	RPI	S	Opponent	Score
3	A	Maryland	54 88	41	H	James Madison	50 69	53	A	Dayton	44 50	104	A	VCU	56 55
9	H	Princeton	50 75					53	H	Dayton	50 66	113	H	William & Mary	51 63
								72	A	Villanova	68 56	123	A	Davidson	55 62
								86	H	Minnesota	50 83	125	A	Duquesne	72 65
								88	H	Saint Louis	45 59	125	H	Duquesne	65 60
								89	A	Fordham	47 53	135	A	Lehigh	53 59
												140	H	Massachusetts	50 47
												181	A	Delaware	63 49
												187	A	Quinnipiac	78 67
												189	A	American	53 66
												190	H	La Salle	54 61
												192	A	Memphis	64 63
												213	H	Rhode Island	73 56
												235	A	George Mason	60 70
												235	H	George Mason	62 57
												238	A	Saint Joseph's	56 50
												240	H	Georgetown	52 49
												294	A	St. Bonaventure	55 59
												331	H	Coppin St.	54 35
LAST 10 Division I															
213	H	Rhode Island	73 56	104	A	VCU	56 55								
125	A	Duquesne	72 65	294	A	St. Bonaventure	55 59								
53	A	Dayton	44 50	88	H	Saint Louis	45 59								
235	H	George Mason	62 57	238	A	Saint Joseph's	56 50								
190	H	La Salle	54 61	140	H	Massachusetts	50 47								

Non-Div I Games:

George Washington

■ Loss,
 ■ Non-Conf,
 ■ S Site,
 ■ H Home
 ■ A Away
 N Neutral

Georgetown

Through Games Of Feb. 26, 2020

Average RPI Win:	266	WON-LOST	WINNING	LAST 10	STRENGTH OF	OPP. STRENGTH	TEAM	ADJ.	CONF.	ADJ CONF.
Average RPI Loss:	82	RECORD	PCT. RANK	GAMES	SCHEDULE	OF SCHEDULE	RPI	RPI	RPI	RPI
DIV. I ONLY	5- 22	322	1-9	78	79	240	240	6	6	
DIV. I NON-CONF.	3- 8	268	0	147	183	217	217	6	6	
TOTALS	RPI 1-25	RPI 26-50	W-L RECORDS	RPI 51-100	RPI 101-150	RPI 150+				
5- 22	0- 2	0- 4	OVERALL	0- 11	0- 4	5- 1				
1- 11	0- 1	0- 3	HOME	0- 5	0- 1	1- 1				
4- 10	0- 1	0- 1	AWAY	0- 5	0- 3	4- 0				
0- 1	0- 0	0- 0	NEUTRAL	0- 1	0- 0	0- 0				
3- 8	0- 0	0- 1	NON-CONFERENCE	0- 3	0- 4	3- 0				
0- 3	0- 0	0- 1	HOME	0- 1	0- 1	0- 0				
3- 4	0- 0	0- 0	AWAY	0- 1	0- 3	3- 0				
0- 1	0- 0	0- 0	NEUTRAL	0- 1	0- 0	0- 0				
2- 14	0- 2	0- 3	CONFERENCE	0- 8	0- 0	2- 1				
1- 8	0- 1	0- 2	HOME	0- 4	0- 0	1- 1				
1- 6	0- 1	0- 1	AWAY	0- 4	0- 0	1- 0				
0- 0	0- 0	0- 0	NEUTRAL	0- 0	0- 0	0- 0				

RPI 1-25				RPI 26-50				RPI 51-100				RPI 101+ Team's RPI: 240			
RPI	S	Opponent	Score	RPI	S	Opponent	Score	RPI	S	Opponent	Score	RPI	S	Opponent	Score
20	A	DePaul	66 92	35	A	Marquette	51 73	61	A	St. John's (NY)	54 71	121	H	Richmond	49 51
20	H	DePaul	69 87	35	H	Marquette	56 76	61	H	St. John's (NY)	68 74	123	A	Davidson	52 66
				41	H	James Madison	59 66	70	N	Fresno St.	69 82	128	A	Columbia	49 54
				43	H	Creighton	56 65	72	A	Villanova	53 74	138	A	George Washington	49 52
								72	H	Villanova	40 48	168	H	Providence	62 53
								74	A	Seton Hall	60 79	256	A	Xavier	63 50
								74	H	Seton Hall	47 61	256	H	Xavier	64 85
								89	A	Fordham	54 67	289	A	Pittsburgh	66 56
								90	A	Butler	42 60	293	A	LMU (CA)	64 53
								90	H	Butler	46 47	325	A	UMES	57 39
								92	H	Rider	64 65				
LAST 10 Division I															
				35	H	Marquette	56 76	61	H	St. John's (NY)	68 74				
				20	H	DePaul	69 87	74	H	Seton Hall	47 61				
				72	H	Villanova	40 48	20	A	DePaul	66 92				
				256	A	Xavier	63 50	35	A	Marquette	51 73				
				90	A	Butler	42 60	72	A	Villanova	53 74				

Non-Div I Games:

Georgetown

■ Loss,
 ■ Non-Conf,
 S Site,
 ■ Home
 ■ Away
 N Neutral

Average RPI Win:	164	WON-LOST	WINNING	LAST 10	STRENGTH OF	OPP. STRENGTH	TEAM	ADJ.	CONF.	ADJ CONF.
Average RPI Loss:	45	RECORD	PCT. RANK	GAMES	SCHEDULE	OF SCHEDULE	RPI	RPI	RPI	RPI
DIV. I ONLY	15- 12	148	5-5	14	66	69	69	4	4	
DIV. I NON-CONF.	9- 4	84	0	49	201	84	84	5	5	
TOTALS	RPI 1-25	RPI 26-50	W-L RECORDS	RPI 51-100	RPI 101-150	RPI 150+				
15- 12	0- 7	3- 0	OVERALL	2- 3	2- 2	8- 0				
9- 8	0- 4	0- 0	HOME	1- 2	1- 2	7- 0				
4- 4	0- 3	2- 0	AWAY	0- 1	1- 0	1- 0				
2- 0	0- 0	1- 0	NEUTRAL	1- 0	0- 0	0- 0				
9- 4	0- 2	1- 0	NON-CONFERENCE	1- 2	0- 0	7- 0				
7- 3	0- 1	0- 0	HOME	0- 2	0- 0	7- 0				
0- 1	0- 1	0- 0	AWAY	0- 0	0- 0	0- 0				
2- 0	0- 0	1- 0	NEUTRAL	1- 0	0- 0	0- 0				
6- 8	0- 5	2- 0	CONFERENCE	1- 1	2- 2	1- 0				
2- 5	0- 3	0- 0	HOME	1- 0	1- 2	0- 0				
4- 3	0- 2	2- 0	AWAY	0- 1	1- 0	1- 0				
0- 0	0- 0	0- 0	NEUTRAL	0- 0	0- 0	0- 0				

RPI	S	Opponent	Score	RPI	S	Opponent	Score	RPI	S	Opponent	Score	RPI	S	Opponent	Score
2	H	South Carolina	53 88	30	A	LSU	73 56	54	A	Tennessee	56 73	111	H	Auburn	61 50
4	A	Baylor	38 72	37	A	Arkansas	64 55	63	H	Alabama	76 75	120	H	Vanderbilt	55 63
12	H	UCLA	50 59	39	N	Virginia Tech	77 72	65	H	Georgia Tech	40 73	130	A	Florida	49 43
14	A	Texas A&M	63 64					72	H	Villanova	58 63	147	H	Missouri	65 73
14	H	Texas A&M	47 64					90	N	Butler	69 36	154	H	N.C. A&T	72 54
15	A	Mississippi St.	53 67									184	H	Gardner-Webb	84 56
15	H	Mississippi St.	66 73									211	H	Furman	77 48
												216	H	Kennesaw St.	80 65
												245	H	East Carolina	67 50
												290	A	Ole Miss	58 51
												327	H	USC Upstate	67 53
												328	H	Mercer	76 60
LAST 10 Division I															
30	A	LSU	73 56	15	A	Mississippi St.	53 67								
14	H	Texas A&M	47 64	14	A	Texas A&M	63 64								
63	H	Alabama	76 75	2	H	South Carolina	53 88								
130	A	Florida	49 43	37	A	Arkansas	64 55								
147	H	Missouri	65 73	111	H	Auburn	61 50								

Non-Div I Games:

Georgia

■ Loss,
 ■ Non-Conf, S Site,
 ■ Home
 ■ Away
 N Neutral

Average RPI Win:	296	WON-LOST	WINNING	LAST 10	STRENGTH OF	OPP. STRENGTH	TEAM	ADJ.	CONF.	ADJ CONF.
Average RPI Loss:	180	RECORD	PCT. RANK	GAMES	SCHEDULE	OF SCHEDULE	RPI	RPI	RPI	RPI
DIV. I ONLY	8- 18	285	4-6	271	302	313	313	21	21	
DIV. I NON-CONF.	3- 8	268	0	265	321	318	318	21	21	
TOTALS	RPI 1-25	RPI 26-50	W-L RECORDS	RPI 51-100	RPI 101-150	RPI 150+				
8- 18	0- 1	0- 1	OVERALL	0- 3	0- 1	8- 12				
5- 9	0- 1	0- 1	HOME	0- 1	0- 0	5- 6				
2- 9	0- 0	0- 0	AWAY	0- 2	0- 1	2- 6				
1- 0	0- 0	0- 0	NEUTRAL	0- 0	0- 0	1- 0				
3- 8	0- 1	0- 0	NON-CONFERENCE	0- 1	0- 1	3- 5				
2- 4	0- 1	0- 0	HOME	0- 0	0- 0	2- 3				
0- 4	0- 0	0- 0	AWAY	0- 1	0- 1	0- 2				
1- 0	0- 0	0- 0	NEUTRAL	0- 0	0- 0	1- 0				
5- 10	0- 0	0- 1	CONFERENCE	0- 2	0- 0	5- 7				
3- 5	0- 0	0- 1	HOME	0- 1	0- 0	3- 3				
2- 5	0- 0	0- 0	AWAY	0- 1	0- 0	2- 4				
0- 0	0- 0	0- 0	NEUTRAL	0- 0	0- 0	0- 0				

RPI 1-25				RPI 26-50				RPI 51-100				RPI 101+ Team's RPI: 313			
RPI	S	Opponent	Score	RPI	S	Opponent	Score	RPI	S	Opponent	Score	RPI	S	Opponent	Score
3	H	Maryland	41 114	49	H	Troy	57 71	65	A	Georgia Tech	28 69	134	A	UNC Greensboro	49 64
								79	A	Coastal Caro.	45 87	173	H	Toledo	48 74
								79	H	Coastal Caro.	50 66	195	A	Little Rock	46 66
												195	H	Little Rock	58 43
												208	A	Louisiana	61 53
												208	H	Louisiana	65 75
												211	A	Furman	55 62
												221	A	UTEP	68 71
												233	A	Appalachian St.	37 65
												233	H	Appalachian St.	59 64
												247	H	South Alabama	64 81
												250	H	Alabama A&M	52 67
												260	A	Arkansas St.	68 70
												260	H	Arkansas St.	67 56
												296	A	Ga. Southern	56 81
												304	H	FIU	63 70
												319	N	New Mexico St.	59 51
												340	H	SIUE	74 73
												349	H	South Carolina St.	77 52
												350	A	La.-Monroe	52 43
												350	H	La.-Monroe	68 52
LAST 10 Division I															
				79	H	Coastal Caro.	50 66	260	H	Arkansas St.	67 56				
				233	H	Appalachian St.	59 64	79	A	Coastal Caro.	45 87				
				350	A	La.-Monroe	52 43	233	A	Appalachian St.	37 65				
				208	A	Louisiana	61 53	296	A	Ga. Southern	56 81				
				195	H	Little Rock	58 43	49	H	Troy	57 71				

Non-Div I Games:

Georgia St.

■ Loss,
 ■ Non-Conf,
 ■ S Site,
 ■ H Home
 ■ A Away
 N Neutral

Average RPI Win:	147	WON-LOST	WINNING	LAST 10	STRENGTH OF	OPP. STRENGTH	TEAM	ADJ.	CONF.	ADJ CONF.
Average RPI Loss:	65	RECORD	PCT. RANK	GAMES	SCHEDULE	OF SCHEDULE	RPI	RPI	RPI	RPI
DIV. I ONLY	18- 10	82	4-6	83	28	65	65	5	5	
DIV. I NON-CONF.	9- 2	37	0	184	57	60	60	4	4	
TOTALS	RPI 1-25	RPI 26-50	W-L RECORDS	RPI 51-100	RPI 101-150	RPI 150+				
18- 10	1- 3	3- 2	OVERALL	4- 1	3- 4	7- 0				
10- 4	0- 1	2- 0	HOME	0- 1	3- 2	5- 0				
6- 4	1- 1	1- 1	AWAY	2- 0	0- 2	2- 0				
2- 2	0- 1	0- 1	NEUTRAL	2- 0	0- 0	0- 0				
9- 2	0- 1	0- 1	NON-CONFERENCE	3- 0	1- 0	5- 0				
5- 0	0- 0	0- 0	HOME	0- 0	1- 0	4- 0				
2- 0	0- 0	0- 0	AWAY	1- 0	0- 0	1- 0				
2- 2	0- 1	0- 1	NEUTRAL	2- 0	0- 0	0- 0				
9- 8	1- 2	3- 1	CONFERENCE	1- 1	2- 4	2- 0				
5- 4	0- 1	2- 0	HOME	0- 1	2- 2	1- 0				
4- 4	1- 1	1- 1	AWAY	1- 0	0- 2	1- 0				
0- 0	0- 0	0- 0	NEUTRAL	0- 0	0- 0	0- 0				

RPI 1-25				RPI 26-50				RPI 51-100 Team's RPI: 65				RPI 101+			
RPI	S	Opponent	Score	RPI	S	Opponent	Score	RPI	S	Opponent	Score	RPI	S	Opponent	Score
6	H	Louisville	47 58	26	A	Florida St.	67 52	64	N	Rice	54 52	101	A	Miami (FL)	49 54
14	N	Texas A&M	48 60	26	H	Florida St.	65 62	69	A	Georgia	73 40	101	H	Miami (FL)	61 54
22	A	NC State	65 61	39	A	Virginia Tech	61 64	74	N	Seton Hall	79 54	112	A	Wake Forest	60 65
25	A	Duke	46 58	45	N	Rutgers	43 46	76	H	Boston College	48 55	112	H	Wake Forest	62 52
				46	H	Virginia	61 51	98	A	Syracuse	82 64	115	H	Notre Dame	51 59
												116	H	North Carolina	60 67
												139	H	Wisconsin	60 41
												196	H	Houston	69 38
												216	A	Kennesaw St.	63 47
												224	H	Clemson	49 47
												289	A	Pittsburgh	77 48
												291	H	ETSU	87 48
												313	H	Georgia St.	69 28
												346	H	Grambling	89 42
LAST 10 Division I															
26	H	Florida St.	65 62	289	A	Pittsburgh	77 48								
6	H	Louisville	47 58	115	H	Notre Dame	51 59								
22	A	NC State	65 61	101	A	Miami (FL)	49 54								
39	A	Virginia Tech	61 64	25	A	Duke	46 58								
112	H	Wake Forest	62 52	116	H	North Carolina	60 67								

Non-Div I Games:

Georgia Tech

■ Loss,
 ■ Non-Conf,
 ■ S Site,
 ■ H Home
 ■ A Away
 N Neutral

Gonzaga

Through Games Of Feb. 26, 2020

Average RPI Win: 149	WON-LOST	WINNING	LAST 10	STRENGTH OF	OPP. STRENGTH	TEAM	ADJ.	CONF.	ADJ CONF.
Average RPI Loss: 87	RECORD	PCT. RANK	GAMES	SCHEDULE	OF SCHEDULE	RPI	RPI	RPI	RPI
DIV. I ONLY	27- 2	4	9-1	72	87	13	13	11	11
DIV. I NON-CONF.	11- 1	13	0	15	30	2	2	11	11
TOTALS	RPI 1-25	RPI 26-50	W-L RECORDS	RPI 51-100	RPI 101-150	RPI 150+			
27- 2	1- 1	2- 0	OVERALL	5- 0	7- 0	12- 1			
14- 0	1- 0	1- 0	HOME	1- 0	4- 0	7- 0			
10- 2	0- 1	0- 0	AWAY	2- 0	3- 0	5- 1			
3- 0	0- 0	1- 0	NEUTRAL	2- 0	0- 0	0- 0			
11- 1	1- 1	2- 0	NON-CONFERENCE	3- 0	2- 0	3- 0			
5- 0	1- 0	1- 0	HOME	0- 0	1- 0	2- 0			
3- 1	0- 1	0- 0	AWAY	1- 0	1- 0	1- 0			
3- 0	0- 0	1- 0	NEUTRAL	2- 0	0- 0	0- 0			
16- 1	0- 0	0- 0	CONFERENCE	2- 0	5- 0	9- 1			
9- 0	0- 0	0- 0	HOME	1- 0	3- 0	5- 0			
7- 1	0- 0	0- 0	AWAY	1- 0	2- 0	4- 1			
0- 0	0- 0	0- 0	NEUTRAL	0- 0	0- 0	0- 0			

RPI	S	Opponent	Score	RPI	S	Opponent	Score	RPI	S	Opponent	Score	RPI	S	Opponent	Score
8	A	Stanford	70 76	40	N	Purdue	63 50	53	N	Dayton	76 65	108	A	Washington St.	76 53
10	H	Missouri St.	64 52	50	H	UT Martin	78 55	57	N	Middle Tenn.	62 50	114	A	San Diego	57 42
								74	A	BYU	55 43	114	H	San Diego	57 46
								74	H	BYU	59 44	117	A	Pacific	83 65
								80	A	Montana St.	70 55	117	H	Pacific	68 67
												137	H	Portland	62 57
												146	H	Texas Southern	80 45
												166	A	Saint Mary's (CA)	60 70
												166	H	Saint Mary's (CA)	74 49
												183	A	Wyoming	65 54
												193	A	Pepperdine	64 50
												193	H	Pepperdine	70 36
												203	A	Santa Clara	67 52
												203	H	Santa Clara	53 46
												231	A	San Francisco	69 46
												231	H	San Francisco	56 38
												232	H	CSU Bakersfield	92 48
												293	A	LMU (CA)	75 47
												293	H	LMU (CA)	78 52
												301	H	Eastern Wash.	84 44
LAST 10 Division I															
193	A	Pepperdine	64 50	117	A	Pacific	83 65								
293	A	LMU (CA)	75 47	74	H	BYU	59 44								
203	H	Santa Clara	53 46	114	H	San Diego	57 46								
231	H	San Francisco	56 38	293	H	LMU (CA)	78 52								
166	A	Saint Mary's (CA)	60 70	193	H	Pepperdine	70 36								

Non-Div I Games:

Gonzaga

■ Loss,
 ■ Non-Conf, S Site,
 ■ Home
 ■ Away
 N Neutral

Average RPI Win:	291	WON-LOST	WINNING	LAST 10	STRENGTH OF	OPP. STRENGTH	TEAM	ADJ.	CONF.	ADJ CONF.
Average RPI Loss:	208	RECORD	PCT. RANK	GAMES	SCHEDULE	OF SCHEDULE	RPI	RPI	RPI	RPI
DIV. I ONLY	2- 22	344	1-9	252	342	346	346	32	32	
DIV. I NON-CONF.	0- 10	338	0	91	196	314	314	31	31	
TOTALS	RPI 1-25	RPI 26-50	W-L RECORDS	RPI 51-100	RPI 101-150	RPI 150+				
2- 22	0- 2	0- 0	OVERALL	0- 1	0- 4	2- 15				
2- 7	0- 0	0- 0	HOME	0- 0	0- 3	2- 4				
0- 14	0- 2	0- 0	AWAY	0- 1	0- 1	0- 10				
0- 1	0- 0	0- 0	NEUTRAL	0- 0	0- 0	0- 1				
0- 10	0- 2	0- 0	NON-CONFERENCE	0- 1	0- 2	0- 5				
0- 2	0- 0	0- 0	HOME	0- 0	0- 2	0- 0				
0- 7	0- 2	0- 0	AWAY	0- 1	0- 0	0- 4				
0- 1	0- 0	0- 0	NEUTRAL	0- 0	0- 0	0- 1				
2- 12	0- 0	0- 0	CONFERENCE	0- 0	0- 2	2- 10				
2- 5	0- 0	0- 0	HOME	0- 0	0- 1	2- 4				
0- 7	0- 0	0- 0	AWAY	0- 0	0- 1	0- 6				
0- 0	0- 0	0- 0	NEUTRAL	0- 0	0- 0	0- 0				

RPI 1-25				RPI 26-50				RPI 51-100				RPI 101+ Team's RPI: 346			
RPI	S	Opponent	Score	RPI	S	Opponent	Score	RPI	S	Opponent	Score	RPI	S	Opponent	Score
4	A	Baylor	46 120					65	A	Georgia Tech	42 89	106	H	UT Arlington	54 88
21	A	Kentucky	35 81									130	H	Florida	65 72
												146	A	Texas Southern	62 85
												146	H	Texas Southern	85 89
												152	A	Jackson St.	46 61
												152	H	Jackson St.	59 82
												163	A	Wichita St.	65 77
												165	N	Binghamton	67 88
												246	A	Southern U.	57 81
												246	H	Southern U.	51 70
												250	H	Alabama A&M	69 59
												263	A	Louisiana Tech	66 70
												292	A	Prairie View	58 65
												292	H	Prairie View	54 67
												304	A	FIU	55 56
												329	H	Alabama St.	59 73
												332	A	Alcorn	54 80
												332	H	Alcorn	70 59
												335	A	Northwestern St.	61 65
												337	A	Ark.-Pine Bluff	79 84
												351	A	Mississippi Val.	57 68
LAST 10 Division I															
				152	H	Jackson St.	59 82			351	A	Mississippi Val.	57 68		
				146	A	Texas Southern	62 85			337	A	Ark.-Pine Bluff	79 84		
				292	A	Prairie View	58 65			152	A	Jackson St.	46 61		
				332	H	Alcorn	70 59			146	H	Texas Southern	85 89		
				246	H	Southern U.	51 70			292	H	Prairie View	54 67		

Non-Div I Games: Centenary (LA) 106 42

Grambling

■ Loss,
 ■ Non-Conf,
 ■ S Site,
 ■ Home
 ■ A Away
 N Neutral

Grand Canyon

Through Games Of Feb. 26, 2020

Average RPI Win:	284	WON-LOST	WINNING	LAST 10	STRENGTH OF	OPP. STRENGTH	TEAM	ADJ.	CONF.	ADJ CONF.
Average RPI Loss:	206	RECORD	PCT. RANK	GAMES	SCHEDULE	OF SCHEDULE	RPI	RPI	RPI	RPI
DIV. I ONLY	13- 9	131	8-2	309	338	226	226	31	31	
DIV. I NON-CONF.	3- 6	235	0	194	291	278	278	32	32	
TOTALS	RPI 1-25	RPI 26-50	W-L RECORDS	RPI 51-100	RPI 101-150	RPI 150+				
13- 9	0- 0	0- 0	OVERALL	0- 0	0- 2	13- 7				
8- 5	0- 0	0- 0	HOME	0- 0	0- 0	8- 5				
5- 4	0- 0	0- 0	AWAY	0- 0	0- 2	5- 2				
0- 0	0- 0	0- 0	NEUTRAL	0- 0	0- 0	0- 0				
3- 6	0- 0	0- 0	NON-CONFERENCE	0- 0	0- 2	3- 4				
3- 2	0- 0	0- 0	HOME	0- 0	0- 0	3- 2				
0- 4	0- 0	0- 0	AWAY	0- 0	0- 2	0- 2				
0- 0	0- 0	0- 0	NEUTRAL	0- 0	0- 0	0- 0				
10- 3	0- 0	0- 0	CONFERENCE	0- 0	0- 0	10- 3				
5- 3	0- 0	0- 0	HOME	0- 0	0- 0	5- 3				
5- 0	0- 0	0- 0	AWAY	0- 0	0- 0	5- 0				
0- 0	0- 0	0- 0	NEUTRAL	0- 0	0- 0	0- 0				

RPI 1-25			RPI 26-50			RPI 51-100			RPI 101+			Team's RPI: 226
RPI	S	Opponent	Score	RPI	S	Opponent	Score	RPI	S	Opponent	Score	
								136	A	California	53	72
								137	A	Portland	41	73
								164	A	Montana	67	72
								177	H	Southern Utah	69	65
								205	H	UNLV	53	51
								209	A	UMKC	62	56
								209	H	UMKC	53	74
								215	A	Portland St.	46	69
								228	H	Cal St. Fullerton	70	80
								232	H	CSU Bakersfield	54	59
								237	H	North Dakota	76	78
								267	H	UC Santa Barbara	58	57
								299	A	California Baptist	62	58
								299	H	California Baptist	72	66
								300	A	Utah Valley	66	59
								300	H	Utah Valley	54	64
								303	A	Seattle U	56	48
								303	H	Seattle U	63	60
								314	H	UTRGV	62	60
								319	H	New Mexico St.	60	49
								347	A	Chicago St.	68	57
								347	H	Chicago St.	69	49
LAST 10 Division I												
								300	H	Utah Valley	54	64
								319	H	New Mexico St.	60	49
								314	H	UTRGV	62	60
								300	A	Utah Valley	66	59
								303	A	Seattle U	56	48
								209	H	UMKC	53	74
								299	H	California Baptist	72	66

Non-Div I Games: Benedictine Mesa 72 53 Whittier 77 41

Grand Canyon

■ Loss,
 ■ Non-Conf,
 ■ S Site,
 ■ H Home
 ■ A Away
 N Neutral

Average RPI Win:	224	WON-LOST	WINNING	LAST 10	STRENGTH OF	OPP. STRENGTH	TEAM	ADJ.	CONF.	ADJ CONF.
Average RPI Loss:	111	RECORD	PCT. RANK	GAMES	SCHEDULE	OF SCHEDULE	RPI	RPI	RPI	RPI
DIV. I ONLY	16- 12	139	8-2	130	186	129	129	22	22	
DIV. I NON-CONF.	5- 7	205	0	27	38	102	102	20	20	
TOTALS	RPI 1-25	RPI 26-50	W-L RECORDS	RPI 51-100	RPI 101-150	RPI 150+				
16- 12	1- 2	0- 2	OVERALL	2- 3	1- 0	12- 5				
6- 6	0- 1	0- 2	HOME	0- 2	1- 0	5- 1				
8- 5	1- 0	0- 0	AWAY	1- 1	0- 0	6- 4				
2- 1	0- 1	0- 0	NEUTRAL	1- 0	0- 0	1- 0				
5- 7	1- 2	0- 2	NON-CONFERENCE	1- 2	1- 0	2- 1				
1- 4	0- 1	0- 2	HOME	0- 1	1- 0	0- 0				
2- 2	1- 0	0- 0	AWAY	0- 1	0- 0	1- 1				
2- 1	0- 1	0- 0	NEUTRAL	1- 0	0- 0	1- 0				
11- 5	0- 0	0- 0	CONFERENCE	1- 1	0- 0	10- 4				
5- 2	0- 0	0- 0	HOME	0- 1	0- 0	5- 1				
6- 3	0- 0	0- 0	AWAY	1- 0	0- 0	5- 3				
0- 0	0- 0	0- 0	NEUTRAL	0- 0	0- 0	0- 0				

RPI S	Opponent	Score	RPI S	Opponent	Score	RPI S	Opponent	Score	RPI S	Opponent	Score	Team's RPI: 129
15 N	Mississippi St.	58 83	33 H	South Dakota	60 66	58 A	Marist	60 72	147 H	Missouri	72 64	
17 A	Central Mich.	111 105	35 H	Marquette	47 60	62 A	IUPUI	61 58	153 A	Wright St.	68 59	
20 H	DePaul	65 76				62 H	IUPUI	42 54	153 H	Wright St.	58 70	
						77 H	South Dakota St.	55 60	174 A	Maine	60 61	
						98 N	Syracuse	79 73	186 A	Northern Ky.	43 63	
									186 H	Northern Ky.	65 44	
									200 A	Cleveland St.	74 54	
									236 A	Milwaukee	60 65	
									236 H	Milwaukee	61 48	
									251 N	Bowling Green	73 54	
									253 A	Youngstown St.	70 63	
									278 A	Oakland	88 93	
									278 H	Oakland	76 51	
									333 A	Detroit Mercy	65 48	
									333 H	Detroit Mercy	72 45	
									342 A	UIC	75 49	
									342 H	UIC	73 36	
									347 A	Chicago St.	102 46	
LAST 10 Division I												
62 A	IUPUI	61 58	186 A	Northern Ky.	43 63							
342 A	UIC	75 49	153 A	Wright St.	68 59							
278 H	Oakland	76 51	200 A	Cleveland St.	74 54							
333 H	Detroit Mercy	72 45	253 A	Youngstown St.	70 63							
236 A	Milwaukee	60 65	342 H	UIC	73 36							

Non-Div I Games:

Green Bay

■ Loss,
■ Non-Conf,
■ S Site,
■ H Home
■ A Away
N Neutral

Average RPI Win:	239	WON-LOST	WINNING	LAST 10	STRENGTH OF	OPP. STRENGTH	TEAM	ADJ.	CONF.	ADJ CONF.
Average RPI Loss:	161	RECORD	PCT. RANK	GAMES	SCHEDULE	OF SCHEDULE	RPI	RPI	RPI	RPI
DIV. I ONLY	16- 10	94	7-3	183	285	144	144	25	25	
DIV. I NON-CONF.	4- 5	195	0	63	143	117	117	27	27	
TOTALS	RPI 1-25	RPI 26-50	W-L RECORDS	RPI 51-100	RPI 101-150	RPI 150+				
16- 10	0- 0	0- 1	OVERALL	1- 0	2- 2	13- 7				
7- 5	0- 0	0- 0	HOME	0- 0	0- 2	7- 3				
7- 5	0- 0	0- 1	AWAY	1- 0	0- 0	6- 4				
2- 0	0- 0	0- 0	NEUTRAL	0- 0	2- 0	0- 0				
4- 5	0- 0	0- 1	NON-CONFERENCE	1- 0	2- 1	1- 3				
0- 3	0- 0	0- 0	HOME	0- 0	0- 1	0- 2				
2- 2	0- 0	0- 1	AWAY	1- 0	0- 0	1- 1				
2- 0	0- 0	0- 0	NEUTRAL	0- 0	2- 0	0- 0				
12- 5	0- 0	0- 0	CONFERENCE	0- 0	0- 1	12- 4				
7- 2	0- 0	0- 0	HOME	0- 0	0- 1	7- 1				
5- 3	0- 0	0- 0	AWAY	0- 0	0- 0	5- 3				
0- 0	0- 0	0- 0	NEUTRAL	0- 0	0- 0	0- 0				

RPI S	Opponent	Score	RPI S	Opponent	Score	RPI S	Opponent	Score	RPI S	Opponent	Score	Team's RPI: 144
27	A Old Dominion	38 75	63	A Alabama	64 61	103	H Liberty	59 83	118	H Campbell	31 68	
						121	N Richmond	69 65	142	N Mt. St. Mary's	68 60	
						172	A High Point	59 74	172	H High Point	77 81	
						178	H Norfolk St.	56 77	184	A Gardner-Webb	59 70	
						184	H Gardner-Webb	63 58	191	H Fla. Atlantic	63 64	
						198	A Chattanooga	84 55	202	H Radford	51 48	
						211	A Furman	65 70	249	A UNC Asheville	76 66	
						249	H UNC Asheville	68 59	252	A Winthrop	66 72	
						252	H Winthrop	62 48	276	A Longwood	90 76	
						276	H Longwood	73 55	308	A Presbyterian	71 42	
						308	H Presbyterian	67 53	308	H Presbyterian	67 53	
						327	A USC Upstate	86 73	327	H USC Upstate	60 40	
						327	H USC Upstate	60 40	344	A Charleston So.	64 59	
						344	A Charleston So.	64 59				
LAST 10 Division I												
308	H Presbyterian	67 53	172	A High Point	59 74	327	A USC Upstate	86 73	327	H USC Upstate	60 40	
327	A USC Upstate	86 73	249	A UNC Asheville	76 66	327	H USC Upstate	60 40	344	A Charleston So.	64 59	
276	A Longwood	90 76	276	H Longwood	73 55							
252	H Winthrop	62 48	172	H High Point	77 81							
184	A Gardner-Webb	59 70	344	A Charleston So.	64 59							

Non-Div I Games:

Hampton

■ Loss,
 ■ Non-Conf,
 ■ S Site,
 ■ H Home
 ■ A Away
 N Neutral

Average RPI Win: 81	WON-LOST	WINNING	LAST 10	STRENGTH OF	OPP. STRENGTH	TEAM	ADJ.	CONF.	ADJ CONF.
Average RPI Loss: 205	RECORD	PCT. RANK	GAMES	SCHEDULE	OF SCHEDULE	RPI	RPI	RPI	RPI
DIV. I ONLY	1- 28	351	1-9	233	276	345	345	26	26
DIV. I NON-CONF.	0- 13	338	0	228	182	339	339	28	28
TOTALS	RPI 1-25	RPI 26-50	W-L RECORDS	RPI 51-100	RPI 101-150	RPI 150+			
1- 28	0- 1	0- 1	OVERALL	1- 3	0- 3	0- 20			
1- 13	0- 0	0- 0	HOME	1- 0	0- 0	0- 13			
0- 15	0- 1	0- 1	AWAY	0- 3	0- 3	0- 7			
0- 0	0- 0	0- 0	NEUTRAL	0- 0	0- 0	0- 0			
0- 13	0- 1	0- 1	NON-CONFERENCE	0- 2	0- 3	0- 6			
0- 6	0- 0	0- 0	HOME	0- 0	0- 0	0- 6			
0- 7	0- 1	0- 1	AWAY	0- 2	0- 3	0- 0			
0- 0	0- 0	0- 0	NEUTRAL	0- 0	0- 0	0- 0			
1- 15	0- 0	0- 0	CONFERENCE	1- 1	0- 0	0- 14			
1- 7	0- 0	0- 0	HOME	1- 0	0- 0	0- 7			
0- 8	0- 0	0- 0	AWAY	0- 1	0- 0	0- 7			
0- 0	0- 0	0- 0	NEUTRAL	0- 0	0- 0	0- 0			

RPI 1-25				RPI 26-50				RPI 51-100				RPI 101+ Team's RPI: 345			
RPI	S	Opponent	Score	RPI	S	Opponent	Score	RPI	S	Opponent	Score	RPI	S	Opponent	Score
9	A	Princeton	42 73	47	A	Penn	46 74	81	A	Stony Brook	55 66	113	A	William & Mary	44 61
								81	H	Stony Brook	70 67	126	A	Northeastern	47 60
								85	A	Michigan St.	34 79	140	A	Massachusetts	48 74
								96	A	Harvard	44 53	165	A	Binghamton	44 80
												165	H	Binghamton	65 78
												168	H	Providence	57 75
												174	A	Maine	73 87
												174	H	Maine	52 69
												187	H	Quinnipiac	50 87
												213	H	Rhode Island	56 68
												225	A	UMass Lowell	56 64
												225	H	UMass Lowell	63 68
												275	A	New Hampshire	71 72
												275	H	New Hampshire	55 64
												286	A	UMBC	54 61
												286	H	UMBC	47 56
												297	A	Vermont	51 62
												297	H	Vermont	53 63
												317	H	Hofstra	41 43
												322	A	Albany (NY)	40 63
												322	H	Albany (NY)	63 68
												326	H	NJIT	52 61
												348	H	Central Conn. St.	54 61
LAST 10 Division I															
				81	H	Stony Brook	70 67					297	A	Vermont	51 62
				165	H	Binghamton	65 78					286	H	UMBC	47 56
				275	H	New Hampshire	55 64					174	H	Maine	52 69
				225	A	UMass Lowell	56 64					165	A	Binghamton	44 80
				322	A	Albany (NY)	40 63					322	H	Albany (NY)	63 68

Non-Div I Games:

Hartford

■ Loss,
 ■ Non-Conf,
 ■ S Site,
 ■ Home
 ■ A Away
 N Neutral

Average RPI Win: 180	WON-LOST	WINNING	LAST 10	STRENGTH OF	OPP. STRENGTH	TEAM	ADJ.	CONF.	ADJ CONF.
Average RPI Loss: 106	RECORD	PCT. RANK	GAMES	SCHEDULE	OF SCHEDULE	RPI	RPI	RPI	RPI
DIV. I ONLY	14- 9	101	5-5	129	86	96	96	7	7
DIV. I NON-CONF.	9- 4	84	0	290	86	126	126	8	8
TOTALS	RPI 1-25	RPI 26-50	W-L RECORDS	RPI 51-100	RPI 101-150	RPI 150+			
14- 9	0- 2	1- 2	OVERALL	1- 0	2- 2	10- 3			
8- 2	0- 1	1- 0	HOME	1- 0	1- 1	5- 0			
6- 6	0- 1	0- 2	AWAY	0- 0	1- 1	5- 2			
0- 1	0- 0	0- 0	NEUTRAL	0- 0	0- 0	0- 1			
9- 4	0- 0	0- 1	NON-CONFERENCE	0- 0	2- 1	7- 2			
4- 1	0- 0	0- 0	HOME	0- 0	1- 1	3- 0			
5- 2	0- 0	0- 1	AWAY	0- 0	1- 0	4- 1			
0- 1	0- 0	0- 0	NEUTRAL	0- 0	0- 0	0- 1			
5- 5	0- 2	1- 1	CONFERENCE	1- 0	0- 1	3- 1			
4- 1	0- 1	1- 0	HOME	1- 0	0- 0	2- 0			
1- 4	0- 1	0- 1	AWAY	0- 0	0- 1	1- 1			
0- 0	0- 0	0- 0	NEUTRAL	0- 0	0- 0	0- 0			

RPI 1-25				RPI 26-50				RPI 51-100				RPI 101+			
RPI	S	Opponent	Score	RPI	S	Opponent	Score	RPI	S	Opponent	Score	RPI	S	Opponent	Score
9	A	Princeton	45 66	45	A	Rutgers	46 74	67	H	Yale	66 57	126	H	Northeastern	44 46
9	H	Princeton	46 60	47	A	Penn	48 70					128	A	Columbia	64 89
				47	H	Penn	58 51					131	A	Boston U.	66 39
												136	H	California	56 53
												160	A	Dartmouth	62 63
												160	H	Dartmouth	64 49
												174	A	Maine	69 40
												179	A	Northern Ill.	59 53
												187	A	Quinnipiac	77 68
												188	A	Cornell	73 58
												190	A	La Salle	69 75
												191	A	Fla. Atlantic	65 51
												213	H	Rhode Island	61 58
												218	H	Brown	68 53
												238	N	Saint Joseph's	39 63
												279	H	Siena	68 51
												345	H	Hartford	53 44
LAST 10 Division I															
47	A	Penn	48 70	67	H	Yale	66 57								
9	A	Princeton	45 66	9	H	Princeton	46 60								
128	A	Columbia	64 89	47	H	Penn	58 51								
188	A	Cornell	73 58	160	H	Dartmouth	64 49								
218	H	Brown	68 53	160	A	Dartmouth	62 63								

Non-Div I Games:

Harvard

■ Loss,
 ■ Non-Conf,
 ■ S Site,
 ■ H Home
 ■ A Away
 N Neutral

Average RPI Win:	244	WON-LOST	WINNING	LAST 10	STRENGTH OF	OPP. STRENGTH	TEAM	ADJ.	CONF.	ADJ CONF.
Average RPI Loss:	163	RECORD	PCT. RANK	GAMES	SCHEDULE	OF SCHEDULE	RPI	RPI	RPI	RPI
DIV. I ONLY	13- 11	156	8-2	236	222	197	197	28	28	
DIV. I NON-CONF.	5- 7	205	0	135	75	189	189	26	26	
TOTALS	RPI 1-25	RPI 26-50	W-L RECORDS	RPI 51-100	RPI 101-150	RPI 150+				
13- 11	0- 2	1- 1	OVERALL	0- 0	1- 2	11- 6				
8- 5	0- 1	1- 1	HOME	0- 0	0- 1	7- 2				
5- 6	0- 1	0- 0	AWAY	0- 0	1- 1	4- 4				
0- 0	0- 0	0- 0	NEUTRAL	0- 0	0- 0	0- 0				
5- 7	0- 2	1- 1	NON-CONFERENCE	0- 0	1- 2	3- 2				
3- 4	0- 1	1- 1	HOME	0- 0	0- 1	2- 1				
2- 3	0- 1	0- 0	AWAY	0- 0	1- 1	1- 1				
0- 0	0- 0	0- 0	NEUTRAL	0- 0	0- 0	0- 0				
8- 4	0- 0	0- 0	CONFERENCE	0- 0	0- 0	8- 4				
5- 1	0- 0	0- 0	HOME	0- 0	0- 0	5- 1				
3- 3	0- 0	0- 0	AWAY	0- 0	0- 0	3- 3				
0- 0	0- 0	0- 0	NEUTRAL	0- 0	0- 0	0- 0				

RPI 1-25				RPI 26-50				RPI 51-100				RPI 101+ Team's RPI: 197			
RPI	S	Opponent	Score	RPI	S	Opponent	Score	RPI	S	Opponent	Score	RPI	S	Opponent	Score
16	A	Oregon St.	32 64	44	H	Texas	73 60					124	A	Idaho	52 67
22	H	NC State	59 68	47	H	Penn	55 70					127	A	Washington	62 50
												146	H	Texas Southern	57 74
												159	A	UC Davis	49 62
												159	H	UC Davis	48 65
												193	A	Pepperdine	52 51
												228	H	Cal St. Fullerton	79 72
												234	H	San Diego St.	61 58
												259	H	North Texas	60 66
												267	A	UC Santa Barbara	63 51
												283	A	CSUN	54 58
												283	H	CSUN	70 66
												287	A	Long Beach St.	55 62
												287	H	Long Beach St.	68 44
												288	H	UC Irvine	94 70
												293	A	LMU (CA)	51 65
												302	A	UC Riverside	65 59
												302	H	UC Riverside	80 57
												311	A	Cal Poly	59 46
												312	H	UTSA	62 50
LAST 10 Division I															
				159	H	UC Davis	48 65					288	H	UC Irvine	94 70
				283	H	CSUN	70 66					302	A	UC Riverside	65 59
				267	A	UC Santa Barbara	63 51					287	A	Long Beach St.	55 62
				311	A	Cal Poly	59 46					228	H	Cal St. Fullerton	79 72
				287	H	Long Beach St.	68 44					302	H	UC Riverside	80 57

Non-Div I Games: Hope Int'l 86 49

Hawaii

■ Loss,
 ■ Non-Conf,
 ■ S Site,
 ■ Home
 ■ Away
 N Neutral

Average RPI Win:	264	WON-LOST	WINNING	LAST 10	STRENGTH OF	OPP. STRENGTH	TEAM	ADJ.	CONF.	ADJ CONF.
Average RPI Loss:	162	RECORD	PCT. RANK	GAMES	SCHEDULE	OF SCHEDULE	RPI	RPI	RPI	RPI
DIV. I ONLY	13- 13	172	7-3	182	317	172	172	25	25	
DIV. I NON-CONF.	2- 7	288	0	157	236	266	266	27	27	
TOTALS	RPI 1-25	RPI 26-50	W-L RECORDS	RPI 51-100	RPI 101-150	RPI 150+				
13- 13	0- 1	0- 0	OVERALL	0- 1	2- 4	11- 7				
6- 4	0- 0	0- 0	HOME	0- 0	1- 2	5- 2				
7- 9	0- 1	0- 0	AWAY	0- 1	1- 2	6- 5				
0- 0	0- 0	0- 0	NEUTRAL	0- 0	0- 0	0- 0				
2- 7	0- 1	0- 0	NON-CONFERENCE	0- 1	0- 2	2- 3				
1- 2	0- 0	0- 0	HOME	0- 0	0- 1	1- 1				
1- 5	0- 1	0- 0	AWAY	0- 1	0- 1	1- 2				
0- 0	0- 0	0- 0	NEUTRAL	0- 0	0- 0	0- 0				
11- 6	0- 0	0- 0	CONFERENCE	0- 0	2- 2	9- 4				
5- 2	0- 0	0- 0	HOME	0- 0	1- 1	4- 1				
6- 4	0- 0	0- 0	AWAY	0- 0	1- 1	5- 3				
0- 0	0- 0	0- 0	NEUTRAL	0- 0	0- 0	0- 0				

RPI	S	Opponent	Score	RPI	S	Opponent	Score	RPI	S	Opponent	Score	RPI	S	Opponent	Score	Team's RPI: 172
25	A	Duke	57	93	90	A	Butler	52	74	118	A	Campbell	36	73		
										118	H	Campbell	66	68		
										123	H	Davidson	63	73		
										134	A	UNC Greensboro	70	82		
										144	A	Hampton	81	77		
										144	H	Hampton	74	59		
										178	A	Norfolk St.	58	72		
										184	A	Gardner-Webb	57	70		
										184	H	Gardner-Webb	46	62		
										189	A	American	48	56		
										202	A	Radford	64	63		
										202	H	Radford	68	58		
										249	A	UNC Asheville	60	76		
										252	A	Winthrop	63	69		
										252	H	Winthrop	94	61		
										261	H	Col. of Charleston	70	79		
										276	A	Longwood	76	69		
										291	H	ETSU	80	62		
										305	A	N.C. Central	78	58		
										308	A	Presbyterian	79	71		
										308	H	Presbyterian	60	55		
										327	A	USC Upstate	81	45		
										327	H	USC Upstate	85	46		
										344	A	Charleston So.	84	70		
LAST 10 Division I																
308	A	Presbyterian	79	71	144	H	Hampton	74	59							
202	A	Radford	64	63	252	H	Winthrop	94	61							
184	H	Gardner-Webb	46	62	184	A	Gardner-Webb	57	70							
118	H	Campbell	66	68	144	A	Hampton	81	77							
327	A	USC Upstate	81	45	308	H	Presbyterian	60	55							

Non-Div I Games:

High Point

■ Loss,
 ■ Non-Conf,
 ■ S Site,
 ■ H Home
 ■ A Away
 N Neutral

Hofstra

Through Games Of Feb. 26, 2020

Average RPI Win: 235	WON-LOST	WINNING	LAST 10	STRENGTH OF	OPP. STRENGTH	TEAM	ADJ.	CONF.	ADJ CONF.
Average RPI Loss: 169	RECORD	PCT. RANK	GAMES	SCHEDULE	OF SCHEDULE	RPI	RPI	RPI	RPI
DIV. I ONLY	3- 23	336	0-10	141	271	317	317	14	14
DIV. I NON-CONF.	3- 8	268	0	213	351	306	306	13	13
TOTALS	RPI 1-25	RPI 26-50	W-L RECORDS	RPI 51-100	RPI 101-150	RPI 150+			
3- 23	0- 0	0- 4	OVERALL	0- 1	1- 3	2- 15			
2- 11	0- 0	0- 2	HOME	0- 1	1- 1	1- 7			
1- 10	0- 0	0- 2	AWAY	0- 0	0- 2	1- 6			
0- 2	0- 0	0- 0	NEUTRAL	0- 0	0- 0	0- 2			
3- 8	0- 0	0- 0	NON-CONFERENCE	0- 1	1- 0	2- 7			
2- 3	0- 0	0- 0	HOME	0- 1	1- 0	1- 2			
1- 3	0- 0	0- 0	AWAY	0- 0	0- 0	1- 3			
0- 2	0- 0	0- 0	NEUTRAL	0- 0	0- 0	0- 2			
0- 15	0- 0	0- 4	CONFERENCE	0- 0	0- 3	0- 8			
0- 8	0- 0	0- 2	HOME	0- 0	0- 1	0- 5			
0- 7	0- 0	0- 2	AWAY	0- 0	0- 2	0- 3			
0- 0	0- 0	0- 0	NEUTRAL	0- 0	0- 0	0- 0			

RPI S	Opponent	Score	RPI S	Opponent	Score	RPI S	Opponent	Score	RPI S	Opponent	Score	Team's RPI: 317
			41 James Madison	50 92		81 Stony Brook	38 81		113 William & Mary	42 71		
			41 James Madison	52 89					113 William & Mary	53 66		
			42 Drexel	54 74					118 Campbell	58 55		
			42 Drexel	32 45					126 Northeastern	51 74		
									175 N Samford	45 65		
									176 Elon	50 67		
									176 Elon	56 69		
									180 Towson	71 84		
									180 Towson	54 71		
									181 Delaware	59 80		
									181 Delaware	67 77		
									196 N Houston	44 54		
									200 Cleveland St.	51 61		
									227 Fairfield	64 73		
									241 Morgan St.	51 39		
									248 Howard	64 73		
									261 Col. of Charleston	60 63		
									272 UNCW	59 62		
									309 Sacred Heart	44 71		
									330 LIU Brooklyn	46 85		
									345 Hartford	43 41		
LAST 10 Division I												
			41 James Madison	52 89		42 Drexel	32 45					
			180 Towson	54 71		261 Col. of Charleston	60 63					
			113 William & Mary	42 71		272 UNCW	59 62					
			176 Elon	50 67		180 Towson	71 84					
			181 Delaware	67 77		41 James Madison	50 92					

Non-Div I Games:

Hofstra

Loss,
 Non-Conf, S Site, H Home A Away N Neutral

Holy Cross

Through Games Of Feb. 26, 2020

Average RPI Win:	224	WON-LOST	WINNING	LAST 10	STRENGTH OF	OPP. STRENGTH	TEAM	ADJ.	CONF.	ADJ CONF.
Average RPI Loss:	141	RECORD	PCT. RANK	GAMES	SCHEDULE	OF SCHEDULE	RPI	RPI	RPI	RPI
DIV. I ONLY	16- 11	119	5-5	191	201	133	133	15	15	
DIV. I NON-CONF.	7- 4	100	0	254	288	119	119	15	15	
TOTALS	RPI 1-25	RPI 26-50	W-L RECORDS	RPI 51-100	RPI 101-150	RPI 150+				
16- 11	0- 0	0- 0	OVERALL	1- 4	2- 4	13- 3				
9- 3	0- 0	0- 0	HOME	1- 2	1- 1	7- 0				
7- 8	0- 0	0- 0	AWAY	0- 2	1- 3	6- 3				
0- 0	0- 0	0- 0	NEUTRAL	0- 0	0- 0	0- 0				
7- 4	0- 0	0- 0	NON-CONFERENCE	1- 0	0- 2	6- 2				
4- 0	0- 0	0- 0	HOME	1- 0	0- 0	3- 0				
3- 4	0- 0	0- 0	AWAY	0- 0	0- 2	3- 2				
0- 0	0- 0	0- 0	NEUTRAL	0- 0	0- 0	0- 0				
9- 7	0- 0	0- 0	CONFERENCE	0- 4	2- 2	7- 1				
5- 3	0- 0	0- 0	HOME	0- 2	1- 1	4- 0				
4- 4	0- 0	0- 0	AWAY	0- 2	1- 1	3- 1				
0- 0	0- 0	0- 0	NEUTRAL	0- 0	0- 0	0- 0				

RPI S	Opponent	Score	RPI S	Opponent	Score	RPI S	Opponent	Score	RPI S	Opponent	Score	Team's RPI: 133
						52	A Bucknell	45 63	131	A Boston U.	70 76	
						52	H Bucknell	40 51	131	H Boston U.	51 62	
						76	H Boston College	80 71	135	A Lehigh	74 57	
						95	A Colgate	60 71	135	H Lehigh	65 62	
						95	H Colgate	69 80	140	A Massachusetts	72 75	
									145	A North Florida	60 80	
									167	A Lafayette	57 49	
									167	H Lafayette	57 56	
									185	H Merrimack	68 42	
									189	H American	72 59	
									201	A Illinois	75 78	
									213	A Rhode Island	58 73	
									214	A Stetson	75 63	
									218	A Brown	83 71	
									264	A Loyola Maryland	64 56	
									275	H New Hampshire	82 61	
									295	A Army West Point	48 61	
									295	H Army West Point	64 61	
									309	A Sacred Heart	65 52	
									315	A Navy	58 49	
									315	H Navy	57 43	
									324	H Bryant	87 75	
LAST 10 Division I												
295	H Army West Point	64 61	131	H Boston U.	51 62							
95	H Colgate	69 80	95	A Colgate	60 71							
52	A Bucknell	45 63	315	H Navy	57 43							
167	A Lafayette	57 49	131	A Boston U.	70 76							
135	H Lehigh	65 62	135	A Lehigh	74 57							

Non-Div I Games:

Holy Cross

H
o
u
s
t
o
n

Houston				Through Games Of Feb. 26, 2020						
Average RPI Win:	224	WON-LOST	WINNING	LAST 10	STRENGTH OF	OPP. STRENGTH	TEAM	ADJ.	CONF.	ADJ CONF.
Average RPI Loss:	105	RECORD	PCT. RANK	GAMES	SCHEDULE	OF SCHEDULE	RPI	RPI	RPI	RPI
DIV. I ONLY		12- 16	216	3-7	139	88	196	196	9	9
DIV. I NON-CONF.		7- 7	164	0	187	124	187	187	10	10

TOTALS	RPI 1-25	RPI 26-50		W-L RECORDS		RPI 51-100	RPI 101-150		RPI 150+	
12- 16	0- 2	0- 2		OVERALL		1- 8	0- 0		11- 4	
9- 4	0- 0	0- 2		HOME		1- 2	0- 0		8- 0	
1- 10	0- 2	0- 0		AWAY		0- 5	0- 0		1- 3	
2- 2	0- 0	0- 0		NEUTRAL		0- 1	0- 0		2- 1	
7- 7	0- 1	0- 1		NON-CONFERENCE		1- 3	0- 0		6- 2	
5- 1	0- 0	0- 1		HOME		1- 0	0- 0		4- 0	
0- 4	0- 1	0- 0		AWAY		0- 2	0- 0		0- 1	
2- 2	0- 0	0- 0		NEUTRAL		0- 1	0- 0		2- 1	
5- 9	0- 1	0- 1		CONFERENCE		0- 5	0- 0		5- 2	
4- 3	0- 0	0- 1		HOME		0- 2	0- 0		4- 0	
1- 6	0- 1	0- 0		AWAY		0- 3	0- 0		1- 2	
0- 0	0- 0	0- 0		NEUTRAL		0- 0	0- 0		0- 0	

RPI 1-25				RPI 26-50				RPI 51-100				RPI 101+ Team's RPI: 196			
RPI	S	Opponent	Score	RPI	S	Opponent	Score	RPI	S	Opponent	Score	RPI	S	Opponent	Score
5	A	UConn	51 91	31	H	FGCU	45 57	65	A	Georgia Tech	38 69	157	A	Tulane	66 60
14	A	Texas A&M	43 72	38	H	UCF	49 67	66	H	Oklahoma	85 69	163	H	Wichita St.	64 56
								71	A	South Fla.	45 74	192	H	Memphis	75 65
								82	A	Cincinnati	66 85	204	H	Southern Miss.	75 60
								82	H	Cincinnati	65 74	219	A	New Mexico	71 81
								89	A	Fordham	54 63	222	A	SMU	47 60
								94	A	Temple	75 76	222	H	SMU	55 53
								94	H	Temple	58 61	231	N	San Francisco	57 80
								98	N	Syracuse	62 87	239	H	Southeastern La.	78 65
												245	A	East Carolina	50 53
												245	H	East Carolina	72 63
												263	H	Louisiana Tech	67 53
												299	N	California Baptist	96 75
												317	N	Hofstra	54 44
												318	H	Houston Baptist	82 60

Non-Div I Games:

Houston

Houston Baptist

Through Games Of Feb. 26, 2020

Average RPI Win:	274	WON-LOST	WINNING	LAST 10	STRENGTH OF	OPP. STRENGTH	TEAM	ADJ.	CONF.	ADJ CONF.
Average RPI Loss:	191	RECORD	PCT. RANK	GAMES	SCHEDULE	OF SCHEDULE	RPI	RPI	RPI	RPI
DIV. I ONLY	4- 20	323	2-8	246	294	318	318	23	23	
DIV. I NON-CONF.	2- 5	259	0	142	283	194	194	24	24	
TOTALS	RPI 1-25	RPI 26-50	W-L RECORDS	RPI 51-100	RPI 101-150	RPI 150+				
4- 20	0- 1	0- 0	OVERALL	0- 2	0- 3	4- 14				
1- 8	0- 0	0- 0	HOME	0- 2	0- 1	1- 5				
3- 12	0- 1	0- 0	AWAY	0- 0	0- 2	3- 9				
0- 0	0- 0	0- 0	NEUTRAL	0- 0	0- 0	0- 0				
2- 5	0- 1	0- 0	NON-CONFERENCE	0- 0	0- 1	2- 3				
0- 1	0- 0	0- 0	HOME	0- 0	0- 0	0- 1				
2- 4	0- 1	0- 0	AWAY	0- 0	0- 1	2- 2				
0- 0	0- 0	0- 0	NEUTRAL	0- 0	0- 0	0- 0				
2- 15	0- 0	0- 0	CONFERENCE	0- 2	0- 2	2- 11				
1- 7	0- 0	0- 0	HOME	0- 2	0- 1	1- 4				
1- 8	0- 0	0- 0	AWAY	0- 0	0- 1	1- 7				
0- 0	0- 0	0- 0	NEUTRAL	0- 0	0- 0	0- 0				

RPI 1-25				RPI 26-50				RPI 51-100				RPI 101+ Team's RPI: 318			
RPI	S	Opponent	Score	RPI	S	Opponent	Score	RPI	S	Opponent	Score	RPI	S	Opponent	Score
4	A	Baylor	42 112					91	H	A&M-Corpus Christi	65 75	105	A	Abilene Christian	54 71
								97	H	SFA	42 59	105	H	Abilene Christian	79 84
												141	A	Texas Tech	51 59
												151	A	Sam Houston St.	60 75
												151	H	Sam Houston St.	69 97
												158	A	New Orleans	84 88
												161	H	Northern Ariz.	62 79
												163	A	Wichita St.	42 59
												196	A	Houston	60 82
												217	A	Oral Roberts	74 73
												239	H	Southeastern La.	59 69
												243	A	Central Ark.	39 63
												257	A	Incarnate Word	60 55
												269	A	Nicholls St.	53 57
												269	H	Nicholls St.	78 84
												273	A	Lamar University	53 60
												273	H	Lamar University	72 59
												335	A	Northwestern St.	60 69
												335	H	Northwestern St.	46 54
												343	A	McNeese	72 88
												350	A	La.-Monroe	72 65
LAST 10 Division I															
269	A	Nicholls St.	53 57	335	H	Northwestern St.	46 54								
151	A	Sam Houston St.	60 75	158	A	New Orleans	84 88								
105	H	Abilene Christian	79 84	91	H	A&M-Corpus Christi	65 75								
273	H	Lamar University	72 59	257	A	Incarnate Word	60 55								
105	A	Abilene Christian	54 71	343	A	McNeese	72 88								

Non-Div I Games: LSU-Shreveport 67 44 Paul Quinn 63 34

Houston Baptist

Loss, Non-Conf, S Site, H Home A Away N Neutral

Average RPI Win:	306	WON-LOST	WINNING	LAST 10	STRENGTH OF	OPP. STRENGTH	TEAM	ADJ.	CONF.	ADJ CONF.
Average RPI Loss:	152	RECORD	PCT. RANK	GAMES	SCHEDULE	OF SCHEDULE	RPI	RPI	RPI	RPI
DIV. I ONLY	14- 12	159	5-5	343	303	248	248	29	29	
DIV. I NON-CONF.	8- 5	117	0	308	213	178	178	29	29	
TOTALS	RPI 1-25	RPI 26-50	W-L RECORDS	RPI 51-100	RPI 101-150	RPI 150+				
14- 12	0- 0	0- 0	OVERALL	0- 3	0- 3	14- 6				
6- 4	0- 0	0- 0	HOME	0- 0	0- 1	6- 3				
8- 6	0- 0	0- 0	AWAY	0- 2	0- 1	8- 3				
0- 2	0- 0	0- 0	NEUTRAL	0- 1	0- 1	0- 0				
8- 5	0- 0	0- 0	NON-CONFERENCE	0- 3	0- 1	8- 1				
3- 1	0- 0	0- 0	HOME	0- 0	0- 0	3- 1				
5- 2	0- 0	0- 0	AWAY	0- 2	0- 0	5- 0				
0- 2	0- 0	0- 0	NEUTRAL	0- 1	0- 1	0- 0				
6- 7	0- 0	0- 0	CONFERENCE	0- 0	0- 2	6- 5				
3- 3	0- 0	0- 0	HOME	0- 0	0- 1	3- 2				
3- 4	0- 0	0- 0	AWAY	0- 0	0- 1	3- 3				
0- 0	0- 0	0- 0	NEUTRAL	0- 0	0- 0	0- 0				

RPI S	Opponent	Score	RPI S	Opponent	Score	RPI S	Opponent	Score	RPI S	Opponent	Score	Team's RPI: 248
						52 N	Bucknell	60 70	107 A	Bethune-Cookman	59 88	
						54 A	Tennessee	38 88	107 H	Bethune-Cookman	59 75	
						71 A	South Fla.	53 82	127 N	Washington	58 75	
									154 A	N.C. A&T	55 60	
									178 H	Norfolk St.	80 83	
									190 H	La Salle	62 78	
									235 A	George Mason	86 75	
									241 A	Morgan St.	67 74	
									241 H	Morgan St.	52 68	
									245 A	East Carolina	67 51	
									264 A	Loyola Maryland	75 69	
									284 H	Niagara	91 42	
									286 A	UMBC	72 61	
									305 A	N.C. Central	71 89	
									316 H	Fairleigh Dickinson	64 56	
									317 A	Hofstra	73 64	
									323 H	Saint Peter's	92 80	
									325 A	UMES	79 58	
									331 A	Coppin St.	66 54	
									331 H	Coppin St.	64 52	
									341 A	Florida A&M	82 56	
									341 H	Florida A&M	72 58	
									349 H	South Carolina St.	78 47	
LAST 10 Division I												
			305 A	N.C. Central	71 89	241 H	Morgan St.	52 68				
			154 A	N.C. A&T	55 60	331 A	Coppin St.	66 54				
			107 A	Bethune-Cookman	59 88	341 H	Florida A&M	72 58				
			341 A	Florida A&M	82 56	241 A	Morgan St.	67 74				
			331 H	Coppin St.	64 52	349 H	South Carolina St.	78 47				

Non-Div I Games:

Howard

■ Loss,
 ■ Non-Conf,
 ■ S Site,
 ■ H Home
 ■ A Away
 N Neutral

Average RPI Win: 210	WON-LOST	WINNING	LAST 10	STRENGTH OF	OPP. STRENGTH	TEAM	ADJ.	CONF.	ADJ CONF.
Average RPI Loss: 118	RECORD	PCT. RANK	GAMES	SCHEDULE	OF SCHEDULE	RPI	RPI	RPI	RPI
DIV. I ONLY	19- 8	56	8-2	140	219	62	62	22	22
DIV. I NON-CONF.	5- 5	164	0	54	47	81	81	20	20
TOTALS	RPI 1-25	RPI 26-50	W-L RECORDS	RPI 51-100	RPI 101-150	RPI 150+			
19- 8	0- 0	0- 1	OVERALL	3- 3	1- 2	15- 2			
10- 1	0- 0	0- 0	HOME	2- 0	0- 1	8- 0			
7- 7	0- 0	0- 1	AWAY	0- 3	1- 1	6- 2			
2- 0	0- 0	0- 0	NEUTRAL	1- 0	0- 0	1- 0			
5- 5	0- 0	0- 1	NON-CONFERENCE	3- 3	0- 1	2- 0			
3- 0	0- 0	0- 0	HOME	2- 0	0- 0	1- 0			
0- 5	0- 0	0- 1	AWAY	0- 3	0- 1	0- 0			
2- 0	0- 0	0- 0	NEUTRAL	1- 0	0- 0	1- 0			
14- 3	0- 0	0- 0	CONFERENCE	0- 0	1- 1	13- 2			
7- 1	0- 0	0- 0	HOME	0- 0	0- 1	7- 0			
7- 2	0- 0	0- 0	AWAY	0- 0	1- 0	6- 2			
0- 0	0- 0	0- 0	NEUTRAL	0- 0	0- 0	0- 0			

RPI S	Opponent	Score	RPI S	Opponent	Score	RPI S	Opponent	Score	RPI S	Opponent	Score
			50 A	UT Martin	51 57	60 A	Ohio	64 70	101 A	Miami (FL)	65 74
						61 N	St. John's (NY)	85 78	129 A	Green Bay	54 42
						68 H	Ball St.	65 48	129 H	Green Bay	58 61
						78 A	UNI	50 51	153 A	Wright St.	62 58
						90 A	Butler	61 64	153 H	Wright St.	80 60
						99 H	Southern Ill.	81 78	176 N	Elon	59 53
									186 A	Northern Ky.	62 65
									186 H	Northern Ky.	89 61
									200 A	Cleveland St.	78 53
									200 H	Cleveland St.	58 48
									236 A	Milwaukee	75 52
									236 H	Milwaukee	60 53
									253 A	Youngstown St.	73 75
									253 H	Youngstown St.	77 69
									278 A	Oakland	89 63
									278 H	Oakland	76 41
									285 H	Eastern Ky.	72 42
									333 A	Detroit Mercy	95 54
									333 H	Detroit Mercy	82 45
									342 A	UIC	88 49
LAST 10 Division I											
129 H	Green Bay	58 61	333 A	Detroit Mercy	95 54						
236 H	Milwaukee	60 53	253 H	Youngstown St.	77 69						
186 A	Northern Ky.	62 65	200 H	Cleveland St.	58 48						
153 A	Wright St.	62 58	342 A	UIC	88 49						
278 A	Oakland	89 63	236 A	Milwaukee	75 52						

Non-Div I Games: Ind.-Northwest 103 45

IUPUI

■ Loss,
 ■ Non-Conf, S Site,
 ■ Home
 ■ Away
 N Neutral

Idaho

Through Games Of Feb. 26, 2020

Average RPI Win: 230	WON-LOST	WINNING	LAST 10	STRENGTH OF	OPP. STRENGTH	TEAM	ADJ.	CONF.	ADJ CONF.
Average RPI Loss: 133	RECORD	PCT. RANK	GAMES	SCHEDULE	OF SCHEDULE	RPI	RPI	RPI	RPI
DIV. I ONLY	16- 9	85	6-4	225	176	124	124	18	18
DIV. I NON-CONF.	5- 4	140	0	148	113	106	106	17	17
TOTALS	RPI 1-25	RPI 26-50	W-L RECORDS	RPI 51-100	RPI 101-150	RPI 150+			
16- 9	0- 0	0- 2	OVERALL	1- 2	1- 0	14- 5			
8- 2	0- 0	0- 0	HOME	0- 1	0- 0	8- 1			
8- 5	0- 0	0- 1	AWAY	1- 1	1- 0	6- 3			
0- 2	0- 0	0- 1	NEUTRAL	0- 0	0- 0	0- 1			
5- 4	0- 0	0- 2	NON-CONFERENCE	0- 1	1- 0	4- 1			
2- 0	0- 0	0- 0	HOME	0- 0	0- 0	2- 0			
3- 2	0- 0	0- 1	AWAY	0- 1	1- 0	2- 0			
0- 2	0- 0	0- 1	NEUTRAL	0- 0	0- 0	0- 1			
11- 5	0- 0	0- 0	CONFERENCE	1- 1	0- 0	10- 4			
6- 2	0- 0	0- 0	HOME	0- 1	0- 0	6- 1			
5- 3	0- 0	0- 0	AWAY	1- 0	0- 0	4- 3			
0- 0	0- 0	0- 0	NEUTRAL	0- 0	0- 0	0- 0			

RPI 1-25				RPI 26-50				RPI 51-100				RPI 101+				Team's RPI: 124	
RPI	S	Opponent	Score	RPI	S	Opponent	Score	RPI	S	Opponent	Score	RPI	S	Opponent	Score		
				27	N	Old Dominion	55 67	71	A	South Fla.	64 67	114	A	San Diego	65 32		
				48	A	Oklahoma St.	47 62	80	A	Montana St.	69 68	161	A	Northern Ariz.	67 70		
								80	H	Montana St.	56 62	161	H	Northern Ariz.	70 71		
												164	A	Montana	60 69		
												164	H	Montana	52 51		
												169	H	Idaho St.	62 56		
												177	A	Southern Utah	71 56		
												197	H	Hawaii	67 52		
												215	A	Portland St.	53 74		
												215	H	Portland St.	65 52		
												223	A	Northern Colo.	57 46		
												231	A	San Francisco	66 60		
												273	N	Lamar University	44 47		
												274	H	Colorado St.	61 54		
												301	A	Eastern Wash.	75 46		
												301	H	Eastern Wash.	69 60		
												303	A	Seattle U	90 84		
												306	A	Sacramento St.	96 88		
												306	H	Sacramento St.	70 44		
												320	H	Weber St.	70 50		
LAST 10 Division I																	
				306	A	Sacramento St.	96 88	80	H	Montana St.	56 62						
				161	A	Northern Ariz.	67 70	306	H	Sacramento St.	70 44						
				215	H	Portland St.	65 52	161	H	Northern Ariz.	70 71						
				301	A	Eastern Wash.	75 46	177	A	Southern Utah	71 56						
				164	A	Montana	60 69	223	A	Northern Colo.	57 46						

Non-Div I Games:

Idaho

■ Loss,
 ■ Non-Conf, S Site,
 ■ Home
 ■ Away
 N Neutral

Average RPI Win:	251	WON-LOST	WINNING	LAST 10	STRENGTH OF	OPP. STRENGTH	TEAM	ADJ.	CONF.	ADJ CONF.
Average RPI Loss:	138	RECORD	PCT. RANK	GAMES	SCHEDULE	OF SCHEDULE	RPI	RPI	RPI	RPI
DIV. I ONLY	13- 11	156	8-2	241	189	169	169	18	18	
DIV. I NON-CONF.	2- 5	259	0	237	64	257	257	17	17	
TOTALS	RPI 1-25	RPI 26-50	W-L RECORDS	RPI 51-100	RPI 101-150	RPI 150+				
13- 11	0- 1	0- 2	OVERALL	0- 2	0- 1	13- 5				
6- 4	0- 0	0- 0	HOME	0- 1	0- 0	6- 3				
7- 7	0- 1	0- 2	AWAY	0- 1	0- 1	7- 2				
0- 0	0- 0	0- 0	NEUTRAL	0- 0	0- 0	0- 0				
2- 5	0- 1	0- 2	NON-CONFERENCE	0- 0	0- 0	2- 2				
1- 1	0- 0	0- 0	HOME	0- 0	0- 0	1- 1				
1- 4	0- 1	0- 2	AWAY	0- 0	0- 0	1- 1				
0- 0	0- 0	0- 0	NEUTRAL	0- 0	0- 0	0- 0				
11- 6	0- 0	0- 0	CONFERENCE	0- 2	0- 1	11- 3				
5- 3	0- 0	0- 0	HOME	0- 1	0- 0	5- 2				
6- 3	0- 0	0- 0	AWAY	0- 1	0- 1	6- 1				
0- 0	0- 0	0- 0	NEUTRAL	0- 0	0- 0	0- 0				

RPI 1-25				RPI 26-50				RPI 51-100				RPI 101+ Team's RPI: 169			
RPI	S	Opponent	Score	RPI	S	Opponent	Score	RPI	S	Opponent	Score	RPI	S	Opponent	Score
25	A	Duke	66 85	28	A	Arizona St.	69 74	80	A	Montana St.	59 67	124	A	Idaho	56 62
				48	A	Oklahoma St.	52 70	80	H	Montana St.	55 74	161	A	Northern Ariz.	79 76
												161	H	Northern Ariz.	59 70
												164	A	Montana	67 53
												164	H	Montana	72 59
												177	A	Southern Utah	65 72
												177	H	Southern Utah	73 54
												215	H	Portland St.	64 69
												223	A	Northern Colo.	71 55
												223	H	Northern Colo.	59 39
												282	A	Utah St.	61 69
												299	H	California Baptist	68 74
												300	A	Utah Valley	88 61
												301	A	Eastern Wash.	67 47
												303	H	Seattle U	73 48
												306	A	Sacramento St.	75 51
												306	H	Sacramento St.	80 62
												320	A	Weber St.	65 54
												320	H	Weber St.	55 41
LAST 10 Division I															
223	A	Northern Colo.	71 55	161	A	Northern Ariz.	79 76								
320	H	Weber St.	55 41	177	H	Southern Utah	73 54								
164	H	Montana	72 59	223	H	Northern Colo.	59 39								
80	H	Montana St.	55 74	80	A	Montana St.	59 67								
306	A	Sacramento St.	75 51	164	A	Montana	67 53								

Non-Div I Games: Arizona Christian 93 36 Montana Tech 83 57

Idaho St.

■ Loss,
 ■ Non-Conf, S Site,
 ■ Home
 ■ Away
 N Neutral

Average RPI Win:	234	WON-LOST	WINNING	LAST 10	STRENGTH OF	OPP. STRENGTH	TEAM	ADJ.	CONF.	ADJ CONF.
Average RPI Loss:	48	RECORD	PCT. RANK	GAMES	SCHEDULE	OF SCHEDULE	RPI	RPI	RPI	RPI
DIV. I ONLY	11- 17	239	1-9	100	43	201	201	2	2	
DIV. I NON-CONF.	9- 2	37	0	326	300	169	169	1	1	
TOTALS	RPI 1-25	RPI 26-50	W-L RECORDS	RPI 51-100	RPI 101-150	RPI 150+				
11- 17	0- 7	0- 5	OVERALL	1- 3	2- 2	8- 0				
9- 9	0- 4	0- 2	HOME	1- 2	1- 1	7- 0				
2- 8	0- 3	0- 3	AWAY	0- 1	1- 1	1- 0				
0- 0	0- 0	0- 0	NEUTRAL	0- 0	0- 0	0- 0				
9- 2	0- 0	0- 0	NON-CONFERENCE	0- 1	2- 1	7- 0				
8- 1	0- 0	0- 0	HOME	0- 1	1- 0	7- 0				
1- 1	0- 0	0- 0	AWAY	0- 0	1- 1	0- 0				
0- 0	0- 0	0- 0	NEUTRAL	0- 0	0- 0	0- 0				
2- 15	0- 7	0- 5	CONFERENCE	1- 2	0- 1	1- 0				
1- 8	0- 4	0- 2	HOME	1- 1	0- 1	0- 0				
1- 7	0- 3	0- 3	AWAY	0- 1	0- 0	1- 0				
0- 0	0- 0	0- 0	NEUTRAL	0- 0	0- 0	0- 0				

RPI	S	Opponent	Score	RPI	S	Opponent	Score	RPI	S	Opponent	Score	RPI	S	Opponent	Score	Team's RPI: 201
3	H	Maryland	60 79	32	A	Michigan	59 80	84	H	Illinois St.	58 74	116	A	North Carolina	60 85	
7	H	Northwestern	50 77	40	A	Purdue	67 81	85	H	Michigan St.	58 72	133	H	Holy Cross	78 75	
11	A	Iowa	72 108	40	H	Purdue	58 70	86	H	Minnesota	74 71	139	H	Wisconsin	64 73	
18	A	Indiana	42 83	45	A	Rutgers	41 72	87	A	Nebraska	58 80	147	A	Missouri	58 51	
18	H	Indiana	54 59	45	H	Rutgers	51 75					182	H	Austin Peay	76 62	
23	A	Ohio St.	47 77									185	H	Merrimack	75 72	
23	H	Ohio St.	58 78									206	A	Penn St.	70 66	
												308	H	Presbyterian	71 52	
												321	H	Evansville	59 44	
												324	H	Bryant	69 55	
												337	H	Ark.-Pine Bluff	65 50	
												347	H	Chicago St.	96 66	
LAST 10 Division I																
85	H	Michigan St.	58 72	206	A	Penn St.	70 66	23	H	Ohio St.	58 78	139	H	Wisconsin	64 73	
87	A	Nebraska	58 80	45	A	Rutgers	41 72	3	H	Maryland	60 79					
32	A	Michigan	59 80													
40	H	Purdue	58 70													
18	H	Indiana	54 59													

Non-Div I Games:

Illinois

Average RPI Win:	178	WON-LOST	WINNING	LAST 10	STRENGTH OF	OPP. STRENGTH	TEAM	ADJ.	CONF.	ADJ CONF.
Average RPI Loss:	74	RECORD	PCT. RANK	GAMES	SCHEDULE	OF SCHEDULE	RPI	RPI	RPI	RPI
DIV. I ONLY	14- 10	133	4-6	58	119	84	84	8	8	
DIV. I NON-CONF.	7- 3	80	0	149	205	65	65	7	7	
TOTALS	RPI 1-25	RPI 26-50	W-L RECORDS	RPI 51-100	RPI 101-150	RPI 150+				
14- 10	0- 1	1- 5	OVERALL	3- 1	2- 2	8- 1				
9- 3	0- 0	1- 2	HOME	1- 0	1- 1	6- 0				
5- 7	0- 1	0- 3	AWAY	2- 1	1- 1	2- 1				
0- 0	0- 0	0- 0	NEUTRAL	0- 0	0- 0	0- 0				
7- 3	0- 0	1- 1	NON-CONFERENCE	0- 1	0- 0	6- 1				
5- 0	0- 0	1- 0	HOME	0- 0	0- 0	4- 0				
2- 3	0- 0	0- 1	AWAY	0- 1	0- 0	2- 1				
0- 0	0- 0	0- 0	NEUTRAL	0- 0	0- 0	0- 0				
7- 7	0- 1	0- 4	CONFERENCE	3- 0	2- 2	2- 0				
4- 3	0- 0	0- 2	HOME	1- 0	1- 1	2- 0				
3- 4	0- 1	0- 2	AWAY	2- 0	1- 1	0- 0				
0- 0	0- 0	0- 0	NEUTRAL	0- 0	0- 0	0- 0				

RPI S	Opponent	Score	RPI S	Opponent	Score	RPI S	Opponent	Score	RPI S	Opponent	Score
10	A Missouri St.	74 87	29	A Drake	82 87	78	A UNI	69 61	149	A Loyola Chicago	64 69
			29	H Drake	67 69	78	H UNI	65 57	149	H Loyola Chicago	86 85
			35	A Marquette	41 58	88	A Saint Louis	56 61	150	A Valparaiso	72 60
			36	A Bradley	61 76	99	A Southern Ill.	62 54	150	H Valparaiso	70 78
			36	H Bradley	62 66				152	H Jackson St.	77 55
			50	H UT Martin	70 47				179	H Northern Ill.	69 66
									182	A Austin Peay	72 77
									194	H Western Ill.	78 65
									201	A Illinois	74 58
									237	A North Dakota	66 58
									268	H Indiana St.	83 69
									321	H Evansville	81 58
									340	H SIUE	74 53
LAST 10 Division I											
29	A Drake	82 87	10	A Missouri St.	74 87						
78	A UNI	69 61	99	A Southern Ill.	62 54						
150	H Valparaiso	70 78	78	H UNI	65 57						
149	H Loyola Chicago	86 85	29	H Drake	67 69						
36	H Bradley	62 66	149	A Loyola Chicago	64 69						

Non-Div I Games: Truman 87 60

Illinois St.

Loss, Non-Conf, S Site, H Home A Away N Neutral

Average RPI Win:	252	WON-LOST	WINNING	LAST 10	STRENGTH OF	OPP. STRENGTH	TEAM	ADJ.	CONF.	ADJ CONF.
Average RPI Loss:	190	RECORD	PCT. RANK	GAMES	SCHEDULE	OF SCHEDULE	RPI	RPI	RPI	RPI
DIV. I ONLY	10- 12	204	6-4	313	262	257	257	23	23	
DIV. I NON-CONF.	0- 5	338	0	314	126	348	348	24	24	
TOTALS	RPI 1-25	RPI 26-50	W-L RECORDS	RPI 51-100	RPI 101-150	RPI 150+				
10- 12	0- 0	0- 0	OVERALL	1- 4	1- 0	8- 8				
5- 5	0- 0	0- 0	HOME	1- 1	0- 0	4- 4				
5- 7	0- 0	0- 0	AWAY	0- 3	1- 0	4- 4				
0- 0	0- 0	0- 0	NEUTRAL	0- 0	0- 0	0- 0				
0- 5	0- 0	0- 0	NON-CONFERENCE	0- 2	0- 0	0- 3				
0- 1	0- 0	0- 0	HOME	0- 0	0- 0	0- 1				
0- 4	0- 0	0- 0	AWAY	0- 2	0- 0	0- 2				
0- 0	0- 0	0- 0	NEUTRAL	0- 0	0- 0	0- 0				
10- 7	0- 0	0- 0	CONFERENCE	1- 2	1- 0	8- 5				
5- 4	0- 0	0- 0	HOME	1- 1	0- 0	4- 3				
5- 3	0- 0	0- 0	AWAY	0- 1	1- 0	4- 2				
0- 0	0- 0	0- 0	NEUTRAL	0- 0	0- 0	0- 0				

RPI S	Opponent	Score	RPI S	Opponent	Score	RPI S	Opponent	Score	RPI S	Opponent	Score	Team's RPI: 257
						60	A Ohio	41 78	105	A Abilene Christian	71 70	
						91	H A&M-Corpus Christi	38 64	151	A Sam Houston St.	77 74	
						93	A Kansas St.	41 85	158	A New Orleans	57 61	
						97	A SFA	45 67	158	H New Orleans	55 67	
						97	H SFA	60 52	234	H San Diego St.	48 57	
									239	A Southeastern La.	44 58	
									243	H Central Ark.	37 47	
									269	H Nicholls St.	53 51	
									273	A Lamar University	67 48	
									273	H Lamar University	68 67	
									274	A Colorado St.	47 75	
									312	A UTSA	56 63	
									318	H Houston Baptist	55 60	
									335	A Northwestern St.	69 67	
									335	H Northwestern St.	76 39	
									343	A McNeese	72 71	
									343	H McNeese	73 56	
LAST 10 Division I												
			273	H Lamar University	68 67	239	A Southeastern La.	44 58				
			97	H SFA	60 52	151	A Sam Houston St.	77 74				
			343	A McNeese	72 71	105	A Abilene Christian	71 70				
			158	A New Orleans	57 61	318	H Houston Baptist	55 60				
			335	H Northwestern St.	76 39	91	H A&M-Corpus Christi	38 64				

Non-Div I Games: Schreiner 70 35 Tex. A&M Int'l 55 38 Paul Quinn 79 62 UNKNOWN 74 52 Incarnate Word

Average RPI Win:	124	WON-LOST	WINNING	LAST 10	STRENGTH OF	OPP. STRENGTH	TEAM	ADJ.	CONF.	ADJ CONF.
Average RPI Loss:	9	RECORD	PCT. RANK	GAMES	SCHEDULE	OF SCHEDULE	RPI	RPI	RPI	RPI
DIV. I ONLY	21- 7	41	7-3	10	13	18	18	2	2	
DIV. I NON-CONF.	10- 2	29	0	11	40	10	10	1	1	
TOTALS	RPI 1-25	RPI 26-50	W-L RECORDS	RPI 51-100	RPI 101-150	RPI 150+				
21- 7	1- 7	3- 0	OVERALL	5- 0	6- 0	6- 0				
10- 4	0- 4	1- 0	HOME	2- 0	3- 0	4- 0				
9- 2	0- 2	2- 0	AWAY	3- 0	2- 0	2- 0				
2- 1	1- 1	0- 0	NEUTRAL	0- 0	1- 0	0- 0				
10- 2	1- 2	0- 0	NON-CONFERENCE	1- 0	5- 0	3- 0				
5- 1	0- 1	0- 0	HOME	0- 0	2- 0	3- 0				
3- 0	0- 0	0- 0	AWAY	1- 0	2- 0	0- 0				
2- 1	1- 1	0- 0	NEUTRAL	0- 0	1- 0	0- 0				
11- 5	0- 5	3- 0	CONFERENCE	4- 0	1- 0	3- 0				
5- 3	0- 3	1- 0	HOME	2- 0	1- 0	1- 0				
6- 2	0- 2	2- 0	AWAY	2- 0	0- 0	2- 0				
0- 0	0- 0	0- 0	NEUTRAL	0- 0	0- 0	0- 0				

RPI	S	Opponent	Score	RPI	S	Opponent	Score	RPI	S	Opponent	Score	RPI	S	Opponent	Score
2	N	South Carolina	71 57	40	A	Purdue	66 54	85	H	Michigan St.	79 67	101	A	Miami (FL)	58 45
3	A	Maryland	62 76	40	H	Purdue	66 48	86	A	Minnesota	75 69	108	N	Washington St.	78 44
3	H	Maryland	69 79	45	A	Rutgers	66 56	86	H	Minnesota	65 52	130	A	Florida	73 49
4	N	Baylor	62 77					87	A	Nebraska	57 53	139	H	Wisconsin	75 65
7	H	Northwestern	69 71					90	A	Butler	64 53	142	H	Mt. St. Mary's	75 52
11	A	Iowa	85 91									145	H	North Florida	72 45
12	H	UCLA	58 68									152	H	Jackson St.	91 51
23	H	Ohio St.	76 80									201	A	Illinois	59 54
												201	H	Illinois	83 42
												206	A	Penn St.	76 60
												253	H	Youngstown St.	93 56
												269	H	Nicholls St.	111 47
LAST 10 Division I															
86	A	Minnesota	75 69	40	A	Purdue	66 54	139	H	Wisconsin	75 65	86	H	Minnesota	65 52
23	H	Ohio St.	76 80	201	A	Illinois	59 54	206	A	Penn St.	76 60	3	A	Maryland	62 76
87	A	Nebraska	57 53	3	H	Maryland	69 79								

Non-Div I Games:

Indiana

■ Loss,
■ Non-Conf, S Site,
■ Home
■ Away
N Neutral

Average RPI Win:	238	WON-LOST	WINNING	LAST 10	STRENGTH OF	OPP. STRENGTH	TEAM	ADJ.	CONF.	ADJ CONF.
Average RPI Loss:	117	RECORD	PCT. RANK	GAMES	SCHEDULE	OF SCHEDULE	RPI	RPI	RPI	RPI
DIV. I ONLY	4- 23	326	2-8	63	144	268	268	8	8	
DIV. I NON-CONF.	2- 10	313	0	191	299	294	294	7	7	
TOTALS	RPI 1-25	RPI 26-50	W-L RECORDS	RPI 51-100	RPI 101-150	RPI 150+				
4- 23	0- 2	0- 3	OVERALL	1- 6	0- 7	3- 5				
2- 9	0- 1	0- 1	HOME	1- 2	0- 3	1- 2				
2- 13	0- 1	0- 2	AWAY	0- 4	0- 4	2- 2				
0- 1	0- 0	0- 0	NEUTRAL	0- 0	0- 0	0- 1				
2- 10	0- 0	0- 0	NON-CONFERENCE	0- 2	0- 3	2- 5				
0- 4	0- 0	0- 0	HOME	0- 1	0- 1	0- 2				
2- 5	0- 0	0- 0	AWAY	0- 1	0- 2	2- 2				
0- 1	0- 0	0- 0	NEUTRAL	0- 0	0- 0	0- 1				
2- 13	0- 2	0- 3	CONFERENCE	1- 4	0- 4	1- 0				
2- 5	0- 1	0- 1	HOME	1- 1	0- 2	1- 0				
0- 8	0- 1	0- 2	AWAY	0- 3	0- 2	0- 0				
0- 0	0- 0	0- 0	NEUTRAL	0- 0	0- 0	0- 0				

RPI 1-25				RPI 26-50				RPI 51-100				RPI 101+ Team's RPI: 268			
RPI	S	Opponent	Score	RPI	S	Opponent	Score	RPI	S	Opponent	Score	RPI	S	Opponent	Score
10	A	Missouri St.	58 82	29	A	Drake	65 105	73	A	Colorado	46 59	110	A	Kansas	72 84
10	H	Missouri St.	55 76	29	H	Drake	71 92	78	A	UNI	43 73	117	A	Pacific	66 83
				36	A	Bradley	75 91	78	H	UNI	65 63	119	H	Southeast Mo. St.	58 68
								84	A	Illinois St.	69 83	149	A	Loyola Chicago	55 65
								88	H	Saint Louis	53 55	149	H	Loyola Chicago	51 58
								99	A	Southern Ill.	42 60	150	A	Valparaiso	45 61
								99	H	Southern Ill.	55 78	150	H	Valparaiso	56 75
												186	H	Northern Ky.	68 70
												194	A	Western Ill.	72 83
												212	A	Eastern Ill.	59 57
												229	A	Murray St.	62 70
												230	H	Marshall	60 72
												283	N	CSUN	59 67
												321	H	Evansville	68 58
												342	A	UIC	61 40
LAST 10 Division I															
10	A	Missouri St.	58 82	149	A	Loyola Chicago	55 65								
99	A	Southern Ill.	42 60	321	H	Evansville	68 58								
29	H	Drake	71 92	99	H	Southern Ill.	55 78								
78	H	UNI	65 63	10	H	Missouri St.	55 76								
150	A	Valparaiso	45 61	78	A	UNI	43 73								

Non-Div I Games:

Indiana St.

**I
o
n
a**

**I
o
n
a**

Iona

Average RPI Win: 112	WON-LOST	WINNING	LAST 10	STRENGTH OF	OPP. STRENGTH	TEAM	ADJ.	CONF.	ADJ CONF.
Average RPI Loss: 65	RECORD	PCT. RANK	GAMES	SCHEDULE	OF SCHEDULE	RPI	RPI	RPI	RPI
DIV. I ONLY	22- 5	26	8-2	28	11	11	11	2	2
DIV. I NON-CONF.	9- 2	37	0	50	81	21	21	1	1
TOTALS	RPI 1-25	RPI 26-50	W-L RECORDS	RPI 51-100	RPI 101-150	RPI 150+			
22- 5	5- 1	2- 1	OVERALL	5- 2	2- 1	8- 0			
14- 0	4- 0	1- 0	HOME	2- 0	1- 0	6- 0			
6- 4	1- 1	1- 1	AWAY	2- 2	1- 0	1- 0			
2- 1	0- 0	0- 0	NEUTRAL	1- 0	0- 1	1- 0			
9- 2	1- 0	1- 0	NON-CONFERENCE	2- 1	0- 1	5- 0			
6- 0	1- 0	1- 0	HOME	0- 0	0- 0	4- 0			
1- 1	0- 0	0- 0	AWAY	1- 1	0- 0	0- 0			
2- 1	0- 0	0- 0	NEUTRAL	1- 0	0- 1	1- 0			
13- 3	4- 1	1- 1	CONFERENCE	3- 1	2- 0	3- 0			
8- 0	3- 0	0- 0	HOME	2- 0	1- 0	2- 0			
5- 3	1- 1	1- 1	AWAY	1- 1	1- 0	1- 0			
0- 0	0- 0	0- 0	NEUTRAL	0- 0	0- 0	0- 0			

RPI	S	Opponent	Score	RPI	S	Opponent	Score	RPI	S	Opponent	Score	RPI	S	Opponent	Score
3	A	Maryland	59 93	29	H	Drake	79 67	56	A	Iowa St.	75 69	127	N	Washington	63 70
3	H	Maryland	66 61	32	A	Michigan	63 78	78	A	UNI	66 88	139	A	Wisconsin	85 78
7	A	Northwestern	77 51	40	A	Purdue	83 71	82	N	Cincinnati	69 61	139	H	Wisconsin	97 71
9	H	Princeton	77 75					85	H	Michigan St.	74 57	156	H	North Ala.	86 81
18	H	Indiana	91 85					86	A	Minnesota	76 75	180	N	Towson	100 72
23	H	Ohio St.	77 68					87	A	Nebraska	69 78	191	H	Fla. Atlantic	85 53
								87	H	Nebraska	76 60	201	H	Illinois	108 72
												206	A	Penn St.	77 66
												206	H	Penn St.	100 57
												224	H	Clemson	74 60
												305	H	N.C. Central	102 50
LAST 10 Division I															
206	H	Penn St.	100 57	32	A	Michigan	63 78								
139	H	Wisconsin	97 71	206	A	Penn St.	77 66								
3	A	Maryland	59 93	85	H	Michigan St.	74 57								
40	A	Purdue	83 71	23	H	Ohio St.	77 68								
87	H	Nebraska	76 60	139	A	Wisconsin	85 78								

Non-Div I Games:

Iowa

■ Loss,
 ■ Non-Conf, S Site,
 ■ Home
 ■ Away
 N Neutral

Average RPI Win:	138	WON-LOST	WINNING	LAST 10	STRENGTH OF	OPP. STRENGTH	TEAM	ADJ.	CONF.	ADJ CONF.
Average RPI Loss:	51	RECORD	PCT. RANK	GAMES	SCHEDULE	OF SCHEDULE	RPI	RPI	RPI	RPI
DIV. I ONLY	15- 11	134	5-5	21	51	56	56	3	3	
DIV. I NON-CONF.	8- 3	68	0	75	222	67	67	3	3	
TOTALS	RPI 1-25	RPI 26-50	W-L RECORDS	RPI 51-100	RPI 101-150	RPI 150+				
15- 11	0- 4	3- 2	OVERALL	3- 4	3- 1	6- 0				
10- 5	0- 2	1- 1	HOME	2- 1	2- 1	5- 0				
5- 6	0- 2	2- 1	AWAY	1- 3	1- 0	1- 0				
0- 0	0- 0	0- 0	NEUTRAL	0- 0	0- 0	0- 0				
8- 3	0- 1	0- 1	NON-CONFERENCE	1- 1	1- 0	6- 0				
6- 2	0- 1	0- 0	HOME	0- 1	1- 0	5- 0				
2- 1	0- 0	0- 1	AWAY	1- 0	0- 0	1- 0				
0- 0	0- 0	0- 0	NEUTRAL	0- 0	0- 0	0- 0				
7- 8	0- 3	3- 1	CONFERENCE	2- 3	2- 1	0- 0				
4- 3	0- 1	1- 1	HOME	2- 0	1- 1	0- 0				
3- 5	0- 2	2- 0	AWAY	0- 3	1- 0	0- 0				
0- 0	0- 0	0- 0	NEUTRAL	0- 0	0- 0	0- 0				

RPI 1-25				RPI 26-50				RPI 51-100 Team's RPI: 56				RPI 101+			
RPI	S	Opponent	Score	RPI	S	Opponent	Score	RPI	S	Opponent	Score	RPI	S	Opponent	Score
4	A	Baylor	62 83	29	A	Drake	81 86	59	A	West Virginia	71 79	110	H	Kansas	89 67
11	H	Iowa	69 75	44	A	Texas	69 51	63	A	Alabama	75 66	141	A	Texas Tech	96 66
19	A	TCU	72 82	44	H	Texas	75 81	66	A	Oklahoma	72 81	141	H	Texas Tech	74 77
19	H	TCU	74 77	48	A	Oklahoma St.	64 63	66	H	Oklahoma	63 59	146	H	Texas Southern	79 59
				48	H	Oklahoma St.	74 63	78	H	UNI	63 71	153	H	Wright St.	79 71
								93	A	Kansas St.	51 60	156	H	North Ala.	80 72
								93	H	Kansas St.	73 59	158	H	New Orleans	71 53
												246	H	Southern U.	69 36
												265	A	North Dakota St.	86 58
												337	H	Ark.-Pine Bluff	90 40
LAST 10 Division I															
				93	A	Kansas St.	51 60	48	H	Oklahoma St.	74 63				
				141	H	Texas Tech	74 77	59	A	West Virginia	71 79				
				19	A	TCU	72 82	4	A	Baylor	62 83				
				44	A	Texas	69 51	110	H	Kansas	89 67				
				66	H	Oklahoma	63 59	93	H	Kansas St.	73 59				

Non-Div I Games:

Iowa St.

Average RPI Win:	283	WON-LOST	WINNING	LAST 10	STRENGTH OF	OPP. STRENGTH	TEAM	ADJ.	CONF.	ADJ CONF.
Average RPI Loss:	132	RECORD	PCT. RANK	GAMES	SCHEDULE	OF SCHEDULE	RPI	RPI	RPI	RPI
DIV. I ONLY	15- 9	93	9-1	302	310	152	152	32	32	
DIV. I NON-CONF.	2- 8	295	0	129	39	232	232	31	31	
TOTALS	RPI 1-25	RPI 26-50	W-L RECORDS	RPI 51-100	RPI 101-150	RPI 150+				
15- 9	0- 2	0- 1	OVERALL	0- 1	2- 1	13- 4				
8- 1	0- 1	0- 0	HOME	0- 0	1- 0	7- 0				
7- 8	0- 1	0- 1	AWAY	0- 1	1- 1	6- 4				
0- 0	0- 0	0- 0	NEUTRAL	0- 0	0- 0	0- 0				
2- 8	0- 2	0- 1	NON-CONFERENCE	0- 1	0- 1	2- 3				
1- 1	0- 1	0- 0	HOME	0- 0	0- 0	1- 0				
1- 7	0- 1	0- 1	AWAY	0- 1	0- 1	1- 3				
0- 0	0- 0	0- 0	NEUTRAL	0- 0	0- 0	0- 0				
13- 1	0- 0	0- 0	CONFERENCE	0- 0	2- 0	11- 1				
7- 0	0- 0	0- 0	HOME	0- 0	1- 0	6- 0				
6- 1	0- 0	0- 0	AWAY	0- 0	1- 0	5- 1				
0- 0	0- 0	0- 0	NEUTRAL	0- 0	0- 0	0- 0				

RPI 1-25				RPI 26-50				RPI 51-100				RPI 101+ Team's RPI: 152			
RPI	S	Opponent	Score	RPI	S	Opponent	Score	RPI	S	Opponent	Score	RPI	S	Opponent	Score
15	H	Mississippi St.	53 92	36	A	Bradley	69 78	84	A	Illinois St.	55 77	101	A	Miami (FL)	68 83
18	A	Indiana	51 91									146	A	Texas Southern	72 61
												146	H	Texas Southern	81 79
												157	A	Tulane	46 82
												208	H	Louisiana	65 54
												239	A	Southeastern La.	59 63
												243	A	Central Ark.	54 57
												246	A	Southern U.	72 51
												246	H	Southern U.	60 57
												250	H	Alabama A&M	67 53
												292	A	Prairie View	52 62
												292	H	Prairie View	53 49
												329	H	Alabama St.	94 62
												332	A	Alcorn	83 67
												332	H	Alcorn	76 66
												335	A	Northwestern St.	66 49
												337	A	Ark.-Pine Bluff	56 44
												346	A	Grambling	82 59
												346	H	Grambling	61 46
												351	A	Mississippi Val.	90 61
LAST 10 Division I															
346	A	Grambling	82 59	337	A	Ark.-Pine Bluff	56 44								
292	A	Prairie View	52 62	351	A	Mississippi Val.	90 61								
146	A	Texas Southern	72 61	346	H	Grambling	61 46								
246	H	Southern U.	60 57	292	H	Prairie View	53 49								
332	H	Alcorn	76 66	146	H	Texas Southern	81 79								

Non-Div I Games:

Jackson St.

■ Loss,
 ■ Non-Conf,
 ■ S Site,
 ■ Home
 ■ A Away
 N Neutral

Jacksonville

Through Games Of Feb. 26, 2020

Average RPI Win:	262	WON-LOST	WINNING	LAST 10	STRENGTH OF	OPP. STRENGTH	TEAM	ADJ.	CONF.	ADJ CONF.
Average RPI Loss:	99	RECORD	PCT. RANK	GAMES	SCHEDULE	OF SCHEDULE	RPI	RPI	RPI	RPI
DIV. I ONLY	15- 10	107	7-3	259	187	170	170	16	16	
DIV. I NON-CONF.	6- 5	151	0	263	277	191	191	14	14	
TOTALS	RPI 1-25	RPI 26-50	W-L RECORDS	RPI 51-100	RPI 101-150	RPI 150+				
15- 10	0- 0	0- 2	OVERALL	0- 2	1- 4	14- 2				
8- 5	0- 0	0- 1	HOME	0- 0	0- 3	8- 1				
7- 5	0- 0	0- 1	AWAY	0- 2	1- 1	6- 1				
0- 0	0- 0	0- 0	NEUTRAL	0- 0	0- 0	0- 0				
6- 5	0- 0	0- 1	NON-CONFERENCE	0- 2	0- 1	6- 1				
3- 2	0- 0	0- 0	HOME	0- 0	0- 1	3- 1				
3- 3	0- 0	0- 1	AWAY	0- 2	0- 0	3- 0				
0- 0	0- 0	0- 0	NEUTRAL	0- 0	0- 0	0- 0				
9- 5	0- 0	0- 1	CONFERENCE	0- 0	1- 3	8- 1				
5- 3	0- 0	0- 1	HOME	0- 0	0- 2	5- 0				
4- 2	0- 0	0- 0	AWAY	0- 0	1- 1	3- 1				
0- 0	0- 0	0- 0	NEUTRAL	0- 0	0- 0	0- 0				

RPI S	Opponent	Score	RPI S	Opponent	Score	RPI S	Opponent	Score	RPI S	Opponent	Score	Team's RPI: 170
26	A Florida St.	41 75	71	A South Fla.	39 70	103	A Liberty	76 85				
31	H FGCU	68 81	73	A Colorado	44 66	103	H Liberty	59 65				
						107	H Bethune-Cookman	52 53				
						145	A North Florida	69 60				
						145	H North Florida	64 70				
						156	A North Ala.	65 76				
						156	H North Ala.	67 56				
						178	H Norfolk St.	64 71				
						214	H Stetson	57 52				
						216	A Kennesaw St.	93 83				
						216	H Kennesaw St.	88 81				
						254	A Lipscomb	73 64				
						254	H Lipscomb	76 53				
						255	A Jacksonville St.	55 40				
						269	H Nicholls St.	72 55				
						304	H FIU	77 52				
						326	A NJIT	66 54				
						326	H NJIT	88 67				
						327	H USC Upstate	87 43				
						328	A Mercer	87 83				
						341	A Florida A&M	88 54				
LAST 10 Division I												
254	H Lipscomb	76 53	31	H FGCU	68 81							
216	H Kennesaw St.	88 81	156	H North Ala.	67 56							
145	A North Florida	69 60	254	A Lipscomb	73 64							
103	H Liberty	59 65	216	A Kennesaw St.	93 83							
326	A NJIT	66 54	145	H North Florida	64 70							

Non-Div I Games: Thomas (GA) 94 36 Johnson (FL) 114 35

Jacksonville

Loss, Non-Conf, S Site, H Home A Away N Neutral

Average RPI Win:	245	WON-LOST	WINNING	LAST 10	STRENGTH OF	OPP. STRENGTH	TEAM	ADJ.	CONF.	ADJ CONF.
Average RPI Loss:	164	RECORD	PCT. RANK	GAMES	SCHEDULE	OF SCHEDULE	RPI	RPI	RPI	RPI
DIV. I ONLY	10- 15	234	5-5	227	243	255	255	20	20	
DIV. I NON-CONF.	2- 7	288	0	305	229	331	331	23	23	
TOTALS	RPI 1-25	RPI 26-50	W-L RECORDS	RPI 51-100	RPI 101-150	RPI 150+				
10- 15	0- 0	0- 3	OVERALL	1- 1	1- 3	8- 8				
7- 4	0- 0	0- 1	HOME	1- 0	1- 0	5- 3				
3- 9	0- 0	0- 2	AWAY	0- 1	0- 3	3- 3				
0- 2	0- 0	0- 0	NEUTRAL	0- 0	0- 0	0- 2				
2- 7	0- 0	0- 1	NON-CONFERENCE	0- 0	0- 2	2- 4				
2- 1	0- 0	0- 0	HOME	0- 0	0- 0	2- 1				
0- 4	0- 0	0- 1	AWAY	0- 0	0- 2	0- 1				
0- 2	0- 0	0- 0	NEUTRAL	0- 0	0- 0	0- 2				
8- 8	0- 0	0- 2	CONFERENCE	1- 1	1- 1	6- 4				
5- 3	0- 0	0- 1	HOME	1- 0	1- 0	3- 2				
3- 5	0- 0	0- 1	AWAY	0- 1	0- 1	3- 2				
0- 0	0- 0	0- 0	NEUTRAL	0- 0	0- 0	0- 0				

RPI 1-25			RPI 26-50			RPI 51-100			RPI 101+ Team's RPI: 255		
RPI	S	Opponent	Score	RPI	S	Opponent	Score	RPI	S	Opponent	Score
49	A	Troy	64 94	55	A	Belmont	49 61	111	A	Auburn	53 62
50	A	UT Martin	72 86	55	H	Belmont	60 41	119	A	Southeast Mo. St.	52 79
50	H	UT Martin	56 73					119	H	Southeast Mo. St.	72 51
								120	A	Vanderbilt	66 88
								170	H	Jacksonville	40 55
								182	H	Austin Peay	57 63
								186	N	Northern Ky.	63 66
								210	A	Tennessee Tech	66 50
								212	A	Eastern Ill.	52 55
								229	H	Murray St.	68 51
								254	H	Lipscomb	65 63
								277	A	Morehead St.	48 67
								277	H	Morehead St.	55 69
								278	N	Oakland	55 61
								285	A	Eastern Ky.	43 33
								285	H	Eastern Ky.	68 54
								329	A	Alabama St.	63 68
								334	H	Tennessee St.	70 48
								340	A	SIUE	53 44
								341	H	Florida A&M	72 67
LAST 10 Division I											
50	H	UT Martin	56 73	119	A	Southeast Mo. St.	52 79				
119	H	Southeast Mo. St.	72 51	55	H	Belmont	60 41				
55	A	Belmont	49 61	334	H	Tennessee St.	70 48				
210	A	Tennessee Tech	66 50	277	H	Morehead St.	55 69				
50	A	UT Martin	72 86	285	H	Eastern Ky.	68 54				

Non-Div I Games: Clark Atlanta 75 46 Fort Valley St. 87 65

Jacksonville St.

Loss, Non-Conf, S Site, H Home A Away N Neutral

Average RPI Win:	187	WON-LOST	WINNING	LAST 10	STRENGTH OF	OPP. STRENGTH	TEAM	ADJ.	CONF.	ADJ CONF.
Average RPI Loss:	68	RECORD	PCT. RANK	GAMES	SCHEDULE	OF SCHEDULE	RPI	RPI	RPI	RPI
DIV. I ONLY	21- 4	22	9-1	185	90	41	41	14	14	
DIV. I NON-CONF.	9- 2	37	0	89	10	29	29	13	13	
TOTALS	RPI 1-25	RPI 26-50	W-L RECORDS	RPI 51-100	RPI 101-150	RPI 150+				
21- 4	0- 1	1- 2	OVERALL	2- 0	6- 0	12- 1				
12- 1	0- 1	0- 0	HOME	1- 0	4- 0	7- 0				
8- 3	0- 0	0- 2	AWAY	1- 0	2- 0	5- 1				
1- 0	0- 0	1- 0	NEUTRAL	0- 0	0- 0	0- 0				
9- 2	0- 1	1- 1	NON-CONFERENCE	2- 0	3- 0	3- 0				
5- 1	0- 1	0- 0	HOME	1- 0	2- 0	2- 0				
3- 1	0- 0	0- 1	AWAY	1- 0	1- 0	1- 0				
1- 0	0- 0	1- 0	NEUTRAL	0- 0	0- 0	0- 0				
12- 2	0- 0	0- 1	CONFERENCE	0- 0	3- 0	9- 1				
7- 0	0- 0	0- 0	HOME	0- 0	2- 0	5- 0				
5- 2	0- 0	0- 1	AWAY	0- 0	1- 0	4- 1				
0- 0	0- 0	0- 0	NEUTRAL	0- 0	0- 0	0- 0				

RPI 1-25				RPI 26-50				Team's RPI: 41	RPI 51-100				RPI 101+			
RPI	S	Opponent	Score	RPI	S	Opponent	Score		RPI	S	Opponent	Score	RPI	S	Opponent	Score
3	H	Maryland	68 70	38	N	UCF	46 43		61	H	St. John's (NY)	76 73	103	H	Liberty	76 53
				42	A	Drexel	48 70		72	A	Villanova	56 52	113	H	William & Mary	84 70
				46	A	Virginia	49 55						126	A	Northeastern	86 64
													126	H	Northeastern	67 54
													132	H	Robert Morris	59 32
													138	A	George Washington	69 50
													176	H	Elon	61 48
													180	A	Towson	75 76
													180	H	Towson	81 39
													181	A	Delaware	60 39
													240	A	Georgetown	66 59
													261	A	Col. of Charleston	87 53
													261	H	Col. of Charleston	81 50
													262	H	Delaware St.	83 64
													272	A	UNCW	66 58
													272	H	UNCW	76 52
													276	H	Longwood	93 53
													317	A	Hofstra	89 52
													317	H	Hofstra	92 50
LAST 10 Division I																
				317	A	Hofstra	89 52		42	A	Drexel	48 70				
				126	A	Northeastern	86 64		181	A	Delaware	60 39				
				272	H	UNCW	76 52		126	H	Northeastern	67 54				
				261	H	Col. of Charleston	81 50		317	H	Hofstra	92 50				
				180	H	Towson	81 39		261	A	Col. of Charleston	87 53				

Non-Div I Games:

James Madison

■ Loss,
 ■ Non-Conf, S Site,
 ■ Home
 ■ Away
 N Neutral

Kansas

Through Games Of Feb. 26, 2020

Average RPI Win:	189	WON-LOST	WINNING	LAST 10	STRENGTH OF	OPP. STRENGTH	TEAM	ADJ.	CONF.	ADJ CONF.
Average RPI Loss:	51	RECORD	PCT. RANK	GAMES	SCHEDULE	OF SCHEDULE	RPI	RPI	RPI	RPI
DIV. I ONLY	14- 12	159	2-8	79	49	110	110	3	3	
DIV. I NON-CONF.	11- 0	1	0	310	217	55	55	3	3	
TOTALS	RPI 1-25	RPI 26-50	W-L RECORDS	RPI 51-100	RPI 101-150	RPI 150+				
14- 12	0- 4	1- 2	OVERALL	2- 5	2- 1	9- 0				
10- 5	0- 2	1- 0	HOME	0- 3	2- 0	7- 0				
3- 7	0- 2	0- 2	AWAY	2- 2	0- 1	1- 0				
1- 0	0- 0	0- 0	NEUTRAL	0- 0	0- 0	1- 0				
11- 0	0- 0	0- 0	NON-CONFERENCE	1- 0	1- 0	9- 0				
8- 0	0- 0	0- 0	HOME	0- 0	1- 0	7- 0				
2- 0	0- 0	0- 0	AWAY	1- 0	0- 0	1- 0				
1- 0	0- 0	0- 0	NEUTRAL	0- 0	0- 0	1- 0				
3- 12	0- 4	1- 2	CONFERENCE	1- 5	1- 1	0- 0				
2- 5	0- 2	1- 0	HOME	0- 3	1- 0	0- 0				
1- 7	0- 2	0- 2	AWAY	1- 2	0- 1	0- 0				
0- 0	0- 0	0- 0	NEUTRAL	0- 0	0- 0	0- 0				

RPI	S	Opponent	Score	RPI	S	Opponent	Score	RPI	S	Opponent	Score	RPI	S	Opponent	Score	Team's RPI: 110
4	A	Baylor	44 97	44	A	Texas	77 85	56	A	Iowa St.	67 89	130	H	Florida	76 66	
4	H	Baylor	47 90	44	H	Texas	82 67	59	A	West Virginia	53 60	141	A	Texas Tech	72 89	
19	A	TCU	59 73	48	A	Oklahoma St.	49 67	59	H	West Virginia	49 68	141	H	Texas Tech	67 50	
19	H	TCU	74 87					66	A	Oklahoma	83 80	153	N	Wright St.	74 63	
								66	H	Oklahoma	82 94	166	H	Saint Mary's (CA)	86 81	
								88	A	Saint Louis	68 60	191	A	Fla. Atlantic	90 60	
								93	H	Kansas St.	61 69	225	H	UMass Lowell	79 44	
												258	H	Texas St.	68 48	
												268	H	Indiana St.	84 72	
												271	H	Wofford	83 64	
												307	H	Omaha	63 48	
												342	H	UIC	91 50	
LAST 10 Division I																
66	A	Oklahoma	83 80	4	A	Baylor	44 97									
59	A	West Virginia	53 60	66	H	Oklahoma	82 94									
44	H	Texas	82 67	93	H	Kansas St.	61 69									
141	A	Texas Tech	72 89	56	A	Iowa St.	67 89									
19	H	TCU	74 87	44	A	Texas	77 85									

Non-Div I Games:

Kansas

Loss, Non-Conf, S Site, H Home A Away N Neutral

Average RPI Win:	166	WON-LOST	WINNING	LAST 10	STRENGTH OF	OPP. STRENGTH	TEAM	ADJ.	CONF.	ADJ CONF.
Average RPI Loss:	56	RECORD	PCT. RANK	GAMES	SCHEDULE	OF SCHEDULE	RPI	RPI	RPI	RPI
DIV. I ONLY	14- 12	159	7-3	41	46	93	93	3	3	
DIV. I NON-CONF.	6- 5	151	0	181	193	179	179	3	3	
TOTALS	RPI 1-25	RPI 26-50	W-L RECORDS	RPI 51-100	RPI 101-150	RPI 150+				
14- 12	0- 4	1- 3	OVERALL	4- 3	3- 1	6- 1				
8- 6	0- 2	0- 2	HOME	2- 1	1- 1	5- 0				
6- 4	0- 2	1- 1	AWAY	2- 1	2- 0	1- 0				
0- 2	0- 0	0- 0	NEUTRAL	0- 1	0- 0	0- 1				
6- 5	0- 1	0- 1	NON-CONFERENCE	0- 1	0- 1	6- 1				
5- 1	0- 0	0- 0	HOME	0- 0	0- 1	5- 0				
1- 2	0- 1	0- 1	AWAY	0- 0	0- 0	1- 0				
0- 2	0- 0	0- 0	NEUTRAL	0- 1	0- 0	0- 1				
8- 7	0- 3	1- 2	CONFERENCE	4- 2	3- 0	0- 0				
3- 5	0- 2	0- 2	HOME	2- 1	1- 0	0- 0				
5- 2	0- 1	1- 0	AWAY	2- 1	2- 0	0- 0				
0- 0	0- 0	0- 0	NEUTRAL	0- 0	0- 0	0- 0				

RPI 1-25				RPI 26-50				RPI 51-100				RPI 101+			
RPI	S	Opponent	Score	RPI	S	Opponent	Score	RPI	S	Opponent	Score	RPI	S	Opponent	Score
1	A	Oregon	51 89	37	A	Arkansas	72 81	56	A	Iowa St.	59 73	106	H	UT Arlington	53 57
4	H	Baylor	40 54	44	A	Texas	60 54	56	H	Iowa St.	60 51	110	A	Kansas	69 61
19	A	TCU	61 65	44	H	Texas	63 71	59	A	West Virginia	56 55	141	A	Texas Tech	76 72
19	H	TCU	52 54	48	H	Oklahoma St.	63 70	59	H	West Virginia	63 74	141	H	Texas Tech	84 70
								66	A	Oklahoma	87 85	192	N	Memphis	68 72
								66	H	Oklahoma	92 74	209	A	UMKC	74 67
								85	N	Michigan St.	60 65	217	H	Oral Roberts	109 69
												257	H	Incarnate Word	85 41
												307	H	Omaha	73 48
												314	H	UTRGV	79 66
												342	H	UIC	84 40
LAST 10 Division I															
56	H	Iowa St.	60 51	4	H	Baylor	40 54								
44	A	Texas	60 54	141	H	Texas Tech	84 70								
19	H	TCU	52 54	19	A	TCU	61 65								
66	A	Oklahoma	87 85	110	A	Kansas	69 61								
59	A	West Virginia	56 55	66	H	Oklahoma	92 74								

Non-Div I Games:

Kansas St.

■ Loss,
 ■ Non-Conf,
 ■ S Site,
 ■ H Home
 ■ A Away
 N Neutral

Kennesaw St.

Through Games Of Feb. 26, 2020

Average RPI Win:	256	WON-LOST	WINNING	LAST 10	STRENGTH OF	OPP. STRENGTH	TEAM	ADJ.	CONF.	ADJ CONF.
Average RPI Loss:	133	RECORD	PCT. RANK	GAMES	SCHEDULE	OF SCHEDULE	RPI	RPI	RPI	RPI
DIV. I ONLY	10- 14	225	3-7	205	192	216	216	16	16	
DIV. I NON-CONF.	5- 5	164	0	272	254	192	192	14	14	
TOTALS	RPI 1-25	RPI 26-50	W-L RECORDS	RPI 51-100	RPI 101-150	RPI 150+				
10- 14	0- 0	0- 2	OVERALL	0- 2	0- 5	10- 5				
4- 5	0- 0	0- 1	HOME	0- 1	0- 1	4- 2				
5- 9	0- 0	0- 1	AWAY	0- 1	0- 4	5- 3				
1- 0	0- 0	0- 0	NEUTRAL	0- 0	0- 0	1- 0				
5- 5	0- 0	0- 0	NON-CONFERENCE	0- 2	0- 2	5- 1				
2- 1	0- 0	0- 0	HOME	0- 1	0- 0	2- 0				
2- 4	0- 0	0- 0	AWAY	0- 1	0- 2	2- 1				
1- 0	0- 0	0- 0	NEUTRAL	0- 0	0- 0	1- 0				
5- 9	0- 0	0- 2	CONFERENCE	0- 0	0- 3	5- 4				
2- 4	0- 0	0- 1	HOME	0- 0	0- 1	2- 2				
3- 5	0- 0	0- 1	AWAY	0- 0	0- 2	3- 2				
0- 0	0- 0	0- 0	NEUTRAL	0- 0	0- 0	0- 0				

RPI S	Opponent	Score	RPI S	Opponent	Score	RPI S	Opponent	Score	RPI S	Opponent	Score	Team's RPI: 216
31	A FGCU	63 80	31	H FGCU	64 89	65	H Georgia Tech	47 63	103	A Liberty	66 76	
						69	A Georgia	65 80	118	A Campbell	51 63	
									125	A Duquesne	72 75	
									145	A North Florida	33 57	
									145	H North Florida	55 64	
									156	A North Ala.	54 71	
									156	H North Ala.	59 56	
									170	A Jacksonville	81 88	
									170	H Jacksonville	83 93	
									175	H Samford	60 55	
									214	A Stetson	70 67	
									214	H Stetson	61 67	
									254	A Lipscomb	74 66	
									254	H Lipscomb	88 60	
									272	A UNCW	58 56	
									286	N UMBC	59 44	
									296	A Ga. Southern	95 69	
									315	A Navy	62 82	
									326	A NJIT	77 64	
									328	H Mercer	92 64	
LAST 10 Division I												
156	A North Ala.	54 71	103	A Liberty	66 76							
170	A Jacksonville	81 88	145	A North Florida	33 57							
31	H FGCU	64 89	156	H North Ala.	59 56							
214	A Stetson	70 67	170	H Jacksonville	83 93							
254	H Lipscomb	88 60	31	A FGCU	63 80							

Non-Div I Games: Middle Ga. St. 88 49 Shorter 94 55

Kennesaw St.

Loss, Non-Conf, S Site, H Home A Away N Neutral

Average RPI Win:	198	WON-LOST	WINNING	LAST 10	STRENGTH OF	OPP. STRENGTH	TEAM	ADJ.	CONF.	ADJ CONF.
Average RPI Loss:	78	RECORD	PCT. RANK	GAMES	SCHEDULE	OF SCHEDULE	RPI	RPI	RPI	RPI
DIV. I ONLY	15- 10	107	6-4	106	108	102	102	10	10	
DIV. I NON-CONF.	6- 4	123	0	127	115	105	105	9	9	
TOTALS	RPI 1-25	RPI 26-50	W-L RECORDS	RPI 51-100	RPI 101-150	RPI 150+				
15- 10	0- 2	0- 3	OVERALL	1- 2	3- 1	11- 2				
8- 3	0- 1	0- 0	HOME	1- 0	2- 1	5- 1				
5- 5	0- 1	0- 1	AWAY	0- 2	1- 0	4- 1				
2- 2	0- 0	0- 2	NEUTRAL	0- 0	0- 0	2- 0				
6- 4	0- 1	0- 3	NON-CONFERENCE	0- 0	2- 0	4- 0				
2- 1	0- 1	0- 0	HOME	0- 0	1- 0	1- 0				
2- 1	0- 0	0- 1	AWAY	0- 0	1- 0	1- 0				
2- 2	0- 0	0- 2	NEUTRAL	0- 0	0- 0	2- 0				
9- 6	0- 1	0- 0	CONFERENCE	1- 2	1- 1	7- 2				
6- 2	0- 0	0- 0	HOME	1- 0	1- 1	4- 1				
3- 4	0- 1	0- 0	AWAY	0- 2	0- 0	3- 1				
0- 0	0- 0	0- 0	NEUTRAL	0- 0	0- 0	0- 0				

RPI 1-25				RPI 26-50				RPI 51-100				RPI 101+ Team's RPI: 102			
RPI	S	Opponent	Score	RPI	S	Opponent	Score	RPI	S	Opponent	Score	RPI	S	Opponent	Score
17	A	Central Mich.	58 71	32	N	Michigan	53 88	60	A	Ohio	57 63	125	A	Duquesne	77 75
23	H	Ohio St.	65 75	40	A	Purdue	64 77	68	A	Ball St.	62 66	132	H	Robert Morris	82 81
				49	N	Troy	64 71	68	H	Ball St.	69 68	143	H	Buffalo	44 57
												148	H	Western Mich.	75 63
												155	A	Akron	60 55
												155	H	Akron	68 50
												171	H	Eastern Mich.	69 74
												173	A	Toledo	60 69
												173	H	Toledo	87 68
												179	A	Northern Ill.	79 71
												199	A	Miami (OH)	78 75
												199	H	Miami (OH)	80 75
												251	H	Bowling Green	61 47
												253	A	Youngstown St.	82 73
												294	H	St. Bonaventure	81 58
												296	N	Ga. Southern	62 48
												336	N	Purdue Fort Wayne	75 67
LAST 10 Division I															
155	H	Akron	68 50	60	A	Ohio	57 63								
199	H	Miami (OH)	80 75	251	H	Bowling Green	61 47								
17	A	Central Mich.	58 71	173	A	Toledo	60 69								
173	H	Toledo	87 68	68	H	Ball St.	69 68								
155	A	Akron	60 55	143	H	Buffalo	44 57								

Non-Div I Games: Hiram

92 36

Kent St.

Loss,
Non-Conf, S Site,
H Home
A Away
N Neutral

Kentucky

Through Games Of Feb. 26, 2020

Average RPI Win:	138	WON-LOST	WINNING	LAST 10	STRENGTH OF	OPP. STRENGTH	TEAM	ADJ.	CONF.	ADJ CONF.
Average RPI Loss:	35	RECORD	PCT. RANK	GAMES	SCHEDULE	OF SCHEDULE	RPI	RPI	RPI	RPI
DIV. I ONLY	20- 6	36	6-4	32	39	21	21	4	4	
DIV. I NON-CONF.	11- 1	13	0	143	80	40	40	5	5	
TOTALS	RPI 1-25	RPI 26-50	W-L RECORDS	RPI 51-100	RPI 101-150	RPI 150+				
20- 6	2- 3	1- 2	OVERALL	5- 0	5- 1	7- 0				
13- 3	2- 2	0- 0	HOME	3- 0	2- 1	6- 0				
7- 3	0- 1	1- 2	AWAY	2- 0	3- 0	1- 0				
0- 0	0- 0	0- 0	NEUTRAL	0- 0	0- 0	0- 0				
11- 1	0- 1	1- 0	NON-CONFERENCE	2- 0	2- 0	6- 0				
8- 1	0- 1	0- 0	HOME	1- 0	1- 0	6- 0				
3- 0	0- 0	1- 0	AWAY	1- 0	1- 0	0- 0				
0- 0	0- 0	0- 0	NEUTRAL	0- 0	0- 0	0- 0				
9- 5	2- 2	0- 2	CONFERENCE	3- 0	3- 1	1- 0				
5- 2	2- 1	0- 0	HOME	2- 0	1- 1	0- 0				
4- 3	0- 1	0- 2	AWAY	1- 0	2- 0	1- 0				
0- 0	0- 0	0- 0	NEUTRAL	0- 0	0- 0	0- 0				

RPI	S	Opponent	Score	RPI	S	Opponent	Score	RPI	S	Opponent	Score	RPI	S	Opponent	Score
2	A	South Carolina	72 99	30	A	LSU	59 65	51	H	Charlotte	86 39	111	H	Auburn	68 61
2	H	South Carolina	58 67	37	A	Arkansas	85 103	54	H	Tennessee	80 76	130	A	Florida	65 45
6	H	Louisville	66 67	46	A	Virginia	50 47	57	A	Middle Tenn.	67 52	130	H	Florida	62 70
14	H	Texas A&M	76 54					63	A	Alabama	81 71	136	A	California	63 61
15	H	Mississippi St.	73 62					63	H	Alabama	66 62	142	H	Mt. St. Mary's	67 44
												147	A	Missouri	62 47
												175	H	Samford	79 49
												182	H	Austin Peay	81 52
												214	H	Stetson	67 48
												252	H	Winthrop	91 36
												277	H	Morehead St.	79 54
												290	A	Ole Miss	94 52
												346	H	Grambling	81 35
LAST 10 Division I															
2	H	South Carolina	58 67	130	H	Florida	62 70								
290	A	Ole Miss	94 52	147	A	Missouri	62 47								
15	H	Mississippi St.	73 62	111	H	Auburn	68 61								
37	A	Arkansas	85 103	30	A	LSU	59 65								
63	H	Alabama	66 62	14	H	Texas A&M	76 54								

Non-Div I Games:

Kentucky

■ Loss,
 ■ Non-Conf, S Site,
 ■ Home
 ■ Away
 N Neutral

Average RPI Win:	288	WON-LOST	WINNING	LAST 10	STRENGTH OF	OPP. STRENGTH	TEAM	ADJ.	CONF.	ADJ CONF.
Average RPI Loss:	236	RECORD	PCT. RANK	GAMES	SCHEDULE	OF SCHEDULE	RPI	RPI	RPI	RPI
DIV. I ONLY	7- 19	300	4-6	303	349	330	330	30	30	
DIV. I NON-CONF.	1- 10	329	0	271	349	343	343	30	30	
TOTALS	RPI 1-25	RPI 26-50	W-L RECORDS	RPI 51-100	RPI 101-150	RPI 150+				
7- 19	0- 0	0- 0	OVERALL	0- 1	0- 3	7- 15				
5- 10	0- 0	0- 0	HOME	0- 1	0- 2	5- 7				
2- 9	0- 0	0- 0	AWAY	0- 0	0- 1	2- 8				
0- 0	0- 0	0- 0	NEUTRAL	0- 0	0- 0	0- 0				
1- 10	0- 0	0- 0	NON-CONFERENCE	0- 1	0- 0	1- 9				
1- 6	0- 0	0- 0	HOME	0- 1	0- 0	1- 5				
0- 4	0- 0	0- 0	AWAY	0- 0	0- 0	0- 4				
0- 0	0- 0	0- 0	NEUTRAL	0- 0	0- 0	0- 0				
6- 9	0- 0	0- 0	CONFERENCE	0- 0	0- 3	6- 6				
4- 4	0- 0	0- 0	HOME	0- 0	0- 2	4- 2				
2- 5	0- 0	0- 0	AWAY	0- 0	0- 1	2- 4				
0- 0	0- 0	0- 0	NEUTRAL	0- 0	0- 0	0- 0				

RPI S	Opponent	Score	RPI S	Opponent	Score	RPI S	Opponent	Score	RPI S	Opponent	Score	Team's RPI: 330
						81	H Stony Brook	49 80	132	H Robert Morris	59 70	
									142	A Mt. St. Mary's	57 75	
									142	H Mt. St. Mary's	57 77	
									167	A Lafayette	60 65	
									185	A Merrimack	68 60	
									185	H Merrimack	63 66	
									200	H Cleveland St.	49 79	
									213	A Rhode Island	56 79	
									225	A UMass Lowell	56 65	
									227	H Fairfield	51 53	
									270	A Saint Francis (PA)	71 64	
									270	H Saint Francis (PA)	71 53	
									281	A Wagner	61 63	
									295	A Army West Point	60 67	
									297	H Vermont	62 73	
									305	H N.C. Central	59 61	
									309	H Sacred Heart	66 63	
									310	A St. Francis Brooklyn	63 88	
									310	H St. Francis Brooklyn	54 71	
									316	A Fairleigh Dickinson	50 64	
									316	H Fairleigh Dickinson	68 63	
									317	H Hofstra	85 46	
									323	H Saint Peter's	74 89	
									324	A Bryant	53 57	
									348	H Central Conn. St.	63 61	
LAST 10 Division I												
			270	A Saint Francis (PA)	71 64		185	H Merrimack	63 66			
			316	A Fairleigh Dickinson	50 64		185	A Merrimack	68 60			
			309	H Sacred Heart	66 63		270	H Saint Francis (PA)	71 53			
			310	H St. Francis Brooklyn	54 71		132	H Robert Morris	59 70			
			142	H Mt. St. Mary's	57 77		281	A Wagner	61 63			

Non-Div I Games:

LIU Brooklyn

■ Loss,
 ■ Non-Conf,
 ■ S Site,
 ■ H Home
 ■ A Away
 N Neutral

Average RPI Win:	222	WON-LOST	WINNING	LAST 10	STRENGTH OF	OPP. STRENGTH	TEAM	ADJ.	CONF.	ADJ CONF.
Average RPI Loss:	150	RECORD	PCT. RANK	GAMES	SCHEDULE	OF SCHEDULE	RPI	RPI	RPI	RPI
DIV. I ONLY	6- 22	317	1-9	167	136	293	293	11	11	
DIV. I NON-CONF.	3- 9	279	0	227	246	292	292	11	11	
TOTALS	RPI 1-25	RPI 26-50	W-L RECORDS	RPI 51-100	RPI 101-150	RPI 150+				
6- 22	0- 3	0- 0	OVERALL	0- 3	0- 5	6- 11				
3- 11	0- 1	0- 0	HOME	0- 2	0- 3	3- 5				
3- 9	0- 2	0- 0	AWAY	0- 0	0- 2	3- 5				
0- 2	0- 0	0- 0	NEUTRAL	0- 1	0- 0	0- 1				
3- 9	0- 1	0- 0	NON-CONFERENCE	0- 2	0- 0	3- 6				
1- 4	0- 0	0- 0	HOME	0- 1	0- 0	1- 3				
2- 3	0- 1	0- 0	AWAY	0- 0	0- 0	2- 2				
0- 2	0- 0	0- 0	NEUTRAL	0- 1	0- 0	0- 1				
3- 13	0- 2	0- 0	CONFERENCE	0- 1	0- 5	3- 5				
2- 7	0- 1	0- 0	HOME	0- 1	0- 3	2- 2				
1- 6	0- 1	0- 0	AWAY	0- 0	0- 2	1- 3				
0- 0	0- 0	0- 0	NEUTRAL	0- 0	0- 0	0- 0				

RPI	S	Opponent	Score	RPI	S	Opponent	Score	RPI	S	Opponent	Score	RPI	S	Opponent	Score	Team's RPI: 293
12	A	UCLA	52 74					67	H	Yale	65 81	114	H	San Diego	59 67	
13	A	Gonzaga	52 78					68	N	Ball St.	72 77	117	A	Pacific	67 76	
13	H	Gonzaga	47 75					74	H	BYU	44 59	117	H	Pacific	70 87	
												137	A	Portland	49 74	
												137	H	Portland	78 89	
												166	A	Saint Mary's (CA)	70 86	
												166	H	Saint Mary's (CA)	61 70	
												168	N	Providence	45 48	
												193	A	Pepperdine	84 77	
												193	H	Pepperdine	66 77	
												197	H	Hawaii	65 51	
												203	A	Santa Clara	60 76	
												203	H	Santa Clara	75 59	
												219	A	New Mexico	73 72	
												228	H	Cal St. Fullerton	74 79	
												231	A	San Francisco	68 70	
												231	H	San Francisco	76 69	
												240	H	Georgetown	53 64	
												266	A	Tulsa	56 75	
												283	H	CSUN	54 56	
												287	A	Long Beach St.	70 57	
												288	A	UC Irvine	65 80	
LAST 10 Division I																
137	H	Portland	78 89	117	H	Pacific	70 87									
13	H	Gonzaga	47 75	166	H	Saint Mary's (CA)	61 70									
193	H	Pepperdine	66 77	13	A	Gonzaga	52 78									
231	A	San Francisco	68 70	137	A	Portland	49 74									
203	A	Santa Clara	60 76	193	A	Pepperdine	84 77									

Non-Div I Games: Cal St. San B'dino 94 46

LMU (CA)

Loss, Non-Conf, S Site, H Home A Away N Neutral

Average RPI Win:	136	WON-LOST	WINNING	LAST 10	STRENGTH OF	OPP. STRENGTH	TEAM	ADJ.	CONF.	ADJ CONF.
Average RPI Loss:	61	RECORD	PCT. RANK	GAMES	SCHEDULE	OF SCHEDULE	RPI	RPI	RPI	RPI
DIV. I ONLY	18- 8	63	5-5	42	29	30	30	4	4	
DIV. I NON-CONF.	10- 2	29	0	114	100	44	44	5	5	
TOTALS	RPI 1-25	RPI 26-50	W-L RECORDS	RPI 51-100	RPI 101-150	RPI 150+				
18- 8	3- 2	2- 1	OVERALL	3- 3	2- 2	8- 0				
11- 2	2- 0	1- 1	HOME	2- 1	1- 0	5- 0				
5- 6	1- 2	1- 0	AWAY	0- 2	1- 2	2- 0				
2- 0	0- 0	0- 0	NEUTRAL	1- 0	0- 0	1- 0				
10- 2	0- 0	2- 1	NON-CONFERENCE	1- 1	0- 0	7- 0				
5- 1	0- 0	1- 1	HOME	0- 0	0- 0	4- 0				
3- 1	0- 0	1- 0	AWAY	0- 1	0- 0	2- 0				
2- 0	0- 0	0- 0	NEUTRAL	1- 0	0- 0	1- 0				
8- 6	3- 2	0- 0	CONFERENCE	2- 2	2- 2	1- 0				
6- 1	2- 0	0- 0	HOME	2- 1	1- 0	1- 0				
2- 5	1- 2	0- 0	AWAY	0- 1	1- 2	0- 0				
0- 0	0- 0	0- 0	NEUTRAL	0- 0	0- 0	0- 0				

RPI	S	Opponent	Score	RPI	S	Opponent	Score	RPI	S	Opponent	Score	RPI	S	Opponent	Score
2	A	South Carolina	48 63	26	H	Florida St.	62 70	54	A	Tennessee	58 63	111	A	Auburn	60 65
14	A	Texas A&M	57 54	31	A	FGCU	74 63	54	H	Tennessee	75 65	130	A	Florida	77 68
14	H	Texas A&M	59 58	45	H	Rutgers	64 58	63	H	Alabama	71 60	147	A	Missouri	65 69
15	A	Mississippi St.	60 64					66	A	Oklahoma	68 90	147	H	Missouri	66 58
21	H	Kentucky	65 59					69	H	Georgia	56 73	157	A	Tulane	59 54
								85	N	Michigan St.	58 56	158	H	New Orleans	83 49
												192	N	Memphis	89 58
												195	A	Little Rock	65 50
												239	H	Southeastern La.	62 52
												269	H	Nicholls St.	63 32
												290	H	Ole Miss	52 44
												341	H	Florida A&M	73 45
LAST 10 Division I															
69	H	Georgia	56 73	14	H	Texas A&M	59 58								
2	A	South Carolina	48 63	130	A	Florida	77 68								
111	A	Auburn	60 65	54	A	Tennessee	58 63								
54	H	Tennessee	75 65	21	H	Kentucky	65 59								
147	H	Missouri	66 58	15	A	Mississippi St.	60 64								

Non-Div I Games:

LSU

■ Loss,
■ Non-Conf,
■ S Site,
■ H Home
■ A Away
N Neutral

Average RPI Win:	225	WON-LOST	WINNING	LAST 10	STRENGTH OF	OPP. STRENGTH	TEAM	ADJ.	CONF.	ADJ CONF.
Average RPI Loss:	110	RECORD	PCT. RANK	GAMES	SCHEDULE	OF SCHEDULE	RPI	RPI	RPI	RPI
DIV. I ONLY	12- 16	216	5-5	133	140	190	190	12	12	
DIV. I NON-CONF.	6- 7	182	0	111	228	159	159	12	12	
TOTALS	RPI 1-25	RPI 26-50	W-L RECORDS	RPI 51-100	RPI 101-150	RPI 150+				
12- 16	0- 0	0- 2	OVERALL	1- 6	1- 7	10- 1				
5- 9	0- 0	0- 1	HOME	1- 4	0- 4	4- 0				
6- 7	0- 0	0- 1	AWAY	0- 2	1- 3	5- 1				
1- 0	0- 0	0- 0	NEUTRAL	0- 0	0- 0	1- 0				
6- 7	0- 0	0- 2	NON-CONFERENCE	1- 3	0- 1	5- 1				
2- 4	0- 0	0- 1	HOME	1- 2	0- 1	1- 0				
3- 3	0- 0	0- 1	AWAY	0- 1	0- 0	3- 1				
1- 0	0- 0	0- 0	NEUTRAL	0- 0	0- 0	1- 0				
6- 9	0- 0	0- 0	CONFERENCE	0- 3	1- 6	5- 0				
3- 5	0- 0	0- 0	HOME	0- 2	0- 3	3- 0				
3- 4	0- 0	0- 0	AWAY	0- 1	1- 3	2- 0				
0- 0	0- 0	0- 0	NEUTRAL	0- 0	0- 0	0- 0				

RPI S	Opponent	Score	RPI S	Opponent	Score	RPI S	Opponent	Score	RPI S	Opponent	Score	Team's RPI: 190
			42	A Drexel	31 69	53	H Dayton	58 98	104	H VCU	61 67	
			47	H Penn	49 65	72	H Villanova	69 77	121	A Richmond	61 63	
						88	H Saint Louis	61 77	121	H Richmond	61 67	
						89	A Fordham	45 62	123	H Davidson	61 70	
						92	A Rider	43 70	125	A Duquesne	56 82	
						94	H Temple	69 72	132	H Robert Morris	68 71	
						96	H Harvard	75 69	138	A George Washington	61 54	
									140	A Massachusetts	62 76	
									178	A Norfolk St.	55 52	
									206	A Penn St.	69 67	
									213	A Rhode Island	54 42	
									235	H George Mason	77 65	
									238	A Saint Joseph's	59 53	
									238	H Saint Joseph's	67 59	
									248	A Howard	78 62	
									286	N UMBC	74 58	
									294	H St. Bonaventure	67 61	
									315	A Navy	46 61	
									331	H Coppin St.	79 46	
LAST 10 Division I												
123	H Davidson	61 70	121	H Richmond	61 67							
213	A Rhode Island	54 42	89	A Fordham	45 62							
104	H VCU	61 67	235	H George Mason	77 65							
238	A Saint Joseph's	59 53	238	H Saint Joseph's	67 59							
138	A George Washington	61 54	121	A Richmond	61 63							

Non-Div I Games:

La Salle

■ Loss,
■ Non-Conf,
■ S Site,
■ H Home
■ A Away
N Neutral

Average RPI Win:	315	WON-LOST	WINNING	LAST 10	STRENGTH OF	OPP. STRENGTH	TEAM	ADJ.	CONF.	ADJ CONF.
Average RPI Loss:	230	RECORD	PCT. RANK	GAMES	SCHEDULE	OF SCHEDULE	RPI	RPI	RPI	RPI
DIV. I ONLY	3- 22	333	1-9	347	305	350	350	21	21	
DIV. I NON-CONF.	2- 9	304	0	349	343	351	351	21	21	
TOTALS	RPI 1-25	RPI 26-50	W-L RECORDS	RPI 51-100	RPI 101-150	RPI 150+				
3- 22	0- 0	0- 2	OVERALL	0- 0	0- 2	3- 18				
2- 10	0- 0	0- 1	HOME	0- 0	0- 0	2- 9				
1- 12	0- 0	0- 1	AWAY	0- 0	0- 2	1- 9				
0- 0	0- 0	0- 0	NEUTRAL	0- 0	0- 0	0- 0				
2- 9	0- 0	0- 0	NON-CONFERENCE	0- 0	0- 1	2- 8				
2- 3	0- 0	0- 0	HOME	0- 0	0- 0	2- 3				
0- 6	0- 0	0- 0	AWAY	0- 0	0- 1	0- 5				
0- 0	0- 0	0- 0	NEUTRAL	0- 0	0- 0	0- 0				
1- 13	0- 0	0- 2	CONFERENCE	0- 0	0- 1	1- 10				
0- 7	0- 0	0- 1	HOME	0- 0	0- 0	0- 6				
1- 6	0- 0	0- 1	AWAY	0- 0	0- 1	1- 4				
0- 0	0- 0	0- 0	NEUTRAL	0- 0	0- 0	0- 0				

RPI 1-25			RPI 26-50			RPI 51-100			RPI 101+			Team's RPI: 350
RPI	S	Opponent	Score	RPI	S	Opponent	Score	RPI	S	Opponent	Score	
				49	A	Troy	65 77					
				49	H	Troy	65 72					
								106	A	UT Arlington	34 72	
								141	A	Texas Tech	38 83	
								195	H	Little Rock	50 70	
								204	H	Southern Miss.	42 57	
								208	A	Louisiana	55 68	
								208	H	Louisiana	49 62	
								210	A	Tennessee Tech	68 75	
								239	H	Southeastern La.	52 65	
								247	A	South Alabama	63 72	
								247	H	South Alabama	39 73	
								258	A	Texas St.	58 55	
								259	A	North Texas	51 63	
								260	H	Arkansas St.	53 54	
								269	A	Nicholls St.	59 74	
								290	A	Ole Miss	42 66	
								296	A	Ga. Southern	47 64	
								296	H	Ga. Southern	66 72	
								313	A	Georgia St.	52 68	
								313	H	Georgia St.	43 52	
								318	H	Houston Baptist	65 72	
								335	H	Northwestern St.	63 54	
								343	A	McNeese	69 72	
								351	H	Mississippi Val.	74 66	
LAST 10 Division I												
				208	H	Louisiana	49 62	260	H	Arkansas St.	53 54	
				313	H	Georgia St.	43 52	208	A	Louisiana	55 68	
				296	H	Ga. Southern	66 72	195	H	Little Rock	50 70	
				247	H	South Alabama	39 73	106	A	UT Arlington	34 72	
				49	A	Troy	65 77	258	A	Texas St.	58 55	

Non-Div I Games:

La.-Monroe

■ Loss,
 ■ Non-Conf, S Site,
 ■ Home
 ■ Away
 N Neutral

Lafayette

Through Games Of Feb. 26, 2020

Average RPI Win:	239	WON-LOST	WINNING	LAST 10	STRENGTH OF	OPP. STRENGTH	TEAM	ADJ.	CONF.	ADJ CONF.
Average RPI Loss:	141	RECORD	PCT. RANK	GAMES	SCHEDULE	OF SCHEDULE	RPI	RPI	RPI	RPI
DIV. I ONLY	14- 12	159	7-3	198	220	167	167	15	15	
DIV. I NON-CONF.	4- 6	212	0	256	330	270	270	15	15	
TOTALS	RPI 1-25	RPI 26-50	W-L RECORDS	RPI 51-100	RPI 101-150	RPI 150+				
14- 12	0- 0	0- 0	OVERALL	1- 4	2- 5	11- 3				
10- 3	0- 0	0- 0	HOME	1- 0	2- 2	7- 1				
4- 9	0- 0	0- 0	AWAY	0- 4	0- 3	4- 2				
0- 0	0- 0	0- 0	NEUTRAL	0- 0	0- 0	0- 0				
4- 6	0- 0	0- 0	NON-CONFERENCE	0- 2	0- 1	4- 3				
3- 2	0- 0	0- 0	HOME	0- 0	0- 1	3- 1				
1- 4	0- 0	0- 0	AWAY	0- 2	0- 0	1- 2				
0- 0	0- 0	0- 0	NEUTRAL	0- 0	0- 0	0- 0				
10- 6	0- 0	0- 0	CONFERENCE	1- 2	2- 4	7- 0				
7- 1	0- 0	0- 0	HOME	1- 0	2- 1	4- 0				
3- 5	0- 0	0- 0	AWAY	0- 2	0- 3	3- 0				
0- 0	0- 0	0- 0	NEUTRAL	0- 0	0- 0	0- 0				

RPI S	Opponent	Score	RPI S	Opponent	Score	RPI S	Opponent	Score	RPI S	Opponent	Score	Team's RPI: 167
						52	A Bucknell	36 50	125	H Duquesne	65 73	
						61	A St. John's (NY)	44 76	131	A Boston U.	40 47	
						74	A Seton Hall	50 74	131	H Boston U.	59 57	
						95	A Colgate	52 73	133	A Holy Cross	56 57	
						95	H Colgate	55 39	133	H Holy Cross	49 57	
									135	A Lehigh	66 73	
									135	H Lehigh	61 53	
									165	A Binghamton	64 74	
									189	A American	67 52	
									189	H American	55 48	
									207	H Manhattan	60 53	
									264	A Loyola Maryland	76 65	
									264	H Loyola Maryland	55 52	
									286	H UMBC	58 65	
									295	A Army West Point	57 52	
									295	H Army West Point	67 58	
									298	A Monmouth	44 52	
									315	H Navy	79 52	
									316	H Fairleigh Dickinson	61 29	
									322	A Albany (NY)	54 47	
									330	H LIU Brooklyn	65 60	
LAST 10 Division I												
			189	H American	55 48		135	A Lehigh	66 73			
			264	A Loyola Maryland	76 65		189	A American	67 52			
			131	A Boston U.	40 47		95	H Colgate	55 39			
			133	H Holy Cross	49 57		135	H Lehigh	61 53			
			295	H Army West Point	67 58		295	A Army West Point	57 52			

Non-Div I Games:

Lafayette

Loss, Non-Conf, S Site, H Home A Away N Neutral

Average RPI Win:	267	WON-LOST	WINNING	LAST 10	STRENGTH OF	OPP. STRENGTH	TEAM	ADJ.	CONF.	ADJ CONF.
Average RPI Loss:	160	RECORD	PCT. RANK	GAMES	SCHEDULE	OF SCHEDULE	RPI	RPI	RPI	RPI
DIV. I ONLY	7- 18	297	1-9	156	275	273	273	23	23	
DIV. I NON-CONF.	2- 5	259	0	30	130	151	151	24	24	
TOTALS	RPI 1-25	RPI 26-50	W-L RECORDS	RPI 51-100	RPI 101-150	RPI 150+				
7- 18	0- 2	0- 1	OVERALL	0- 3	1- 2	6- 10				
3- 8	0- 0	0- 0	HOME	0- 2	0- 1	3- 5				
3- 10	0- 2	0- 1	AWAY	0- 1	0- 1	3- 5				
1- 0	0- 0	0- 0	NEUTRAL	0- 0	1- 0	0- 0				
2- 5	0- 2	0- 1	NON-CONFERENCE	0- 0	1- 0	1- 2				
1- 1	0- 0	0- 0	HOME	0- 0	0- 0	1- 1				
0- 4	0- 2	0- 1	AWAY	0- 0	0- 0	0- 1				
1- 0	0- 0	0- 0	NEUTRAL	0- 0	1- 0	0- 0				
5- 13	0- 0	0- 0	CONFERENCE	0- 3	0- 2	5- 8				
2- 7	0- 0	0- 0	HOME	0- 2	0- 1	2- 4				
3- 6	0- 0	0- 0	AWAY	0- 1	0- 1	3- 4				
0- 0	0- 0	0- 0	NEUTRAL	0- 0	0- 0	0- 0				

RPI 1-25				RPI 26-50				RPI 51-100				RPI 101+ Team's RPI: 273			
RPI	S	Opponent	Score	RPI	S	Opponent	Score	RPI	S	Opponent	Score	RPI	S	Opponent	Score
4	A	Baylor	28 90	48	A	Oklahoma St.	53 74	91	A	A&M-Corpus Christi	39 49	105	A	Abilene Christian	72 78
22	A	NC State	40 81					91	H	A&M-Corpus Christi	56 64	105	H	Abilene Christian	49 75
								97	H	SFA	53 54	124	N	Idaho	47 44
												151	A	Sam Houston St.	47 68
												151	H	Sam Houston St.	68 75
												158	H	New Orleans	57 62
												208	H	Louisiana	63 74
												239	A	Southeastern La.	65 57
												243	A	Central Ark.	29 53
												244	H	Denver	71 59
												257	A	Incarnate Word	67 68
												257	H	Incarnate Word	48 67
												269	A	Nicholls St.	84 78
												269	H	Nicholls St.	60 62
												311	A	Cal Poly	56 57
												318	A	Houston Baptist	59 72
												318	H	Houston Baptist	60 53
												335	H	Northwestern St.	61 58
												343	A	McNeese	87 69
LAST 10 Division I															
257	A	Incarnate Word	67 68	105	H	Abilene Christian	49 75								
91	H	A&M-Corpus Christi	56 64	243	A	Central Ark.	29 53								
151	H	Sam Houston St.	68 75	343	A	McNeese	87 69								
318	A	Houston Baptist	59 72	97	H	SFA	53 54								
269	H	Nicholls St.	60 62	257	H	Incarnate Word	48 67								

Non-Div I Games: Howard Payne 96 36 LeTourneau 90 38

Lamar University

Loss, Non-Conf, S Site, H Home A Away N Neutral

Average RPI Win: 230	WON-LOST	WINNING	LAST 10	STRENGTH OF	OPP. STRENGTH	TEAM	ADJ.	CONF.	ADJ CONF.
Average RPI Loss: 109	RECORD	PCT. RANK	GAMES	SCHEDULE	OF SCHEDULE	RPI	RPI	RPI	RPI
DIV. I ONLY	15- 11	134	3-7	169	190	135	135	15	15
DIV. I NON-CONF.	7- 3	80	0	151	245	77	77	15	15
TOTALS	RPI 1-25	RPI 26-50	W-L RECORDS	RPI 51-100	RPI 101-150	RPI 150+			
15- 11	0- 0	0- 0	OVERALL	1- 6	3- 3	11- 2			
7- 4	0- 0	0- 0	HOME	1- 2	2- 1	4- 1			
8- 5	0- 0	0- 0	AWAY	0- 2	1- 2	7- 1			
0- 2	0- 0	0- 0	NEUTRAL	0- 2	0- 0	0- 0			
7- 3	0- 0	0- 0	NON-CONFERENCE	1- 3	2- 0	4- 0			
3- 0	0- 0	0- 0	HOME	1- 0	1- 0	1- 0			
4- 1	0- 0	0- 0	AWAY	0- 1	1- 0	3- 0			
0- 2	0- 0	0- 0	NEUTRAL	0- 2	0- 0	0- 0			
8- 8	0- 0	0- 0	CONFERENCE	0- 3	1- 3	7- 2			
4- 4	0- 0	0- 0	HOME	0- 2	1- 1	3- 1			
4- 4	0- 0	0- 0	AWAY	0- 1	0- 2	4- 1			
0- 0	0- 0	0- 0	NEUTRAL	0- 0	0- 0	0- 0			

RPI 1-25				RPI 26-50				RPI 51-100				RPI 101+ Team's RPI: 135					
RPI	S	Opponent	Score	RPI	S	Opponent	Score	RPI	S	Opponent	Score	RPI	S	Opponent	Score		
								52	A	Bucknell	56	67	131	A	Boston U.	47	48
								52	H	Bucknell	50	71	131	H	Boston U.	51	34
								68	N	Ball St.	52	54	133	A	Holy Cross	62	65
								74	H	Seton Hall	75	68	133	H	Holy Cross	57	74
								86	A	Minnesota	49	77	138	H	George Washington	59	53
								89	N	Fordham	57	59	142	A	Mt. St. Mary's	66	65
								95	H	Colgate	73	82	167	A	Lafayette	53	61
													167	H	Lafayette	73	66
													185	A	Merrimack	72	68
													189	A	American	64	63
													189	H	American	56	64
													262	A	Delaware St.	68	38
													264	A	Loyola Maryland	55	53
													295	A	Army West Point	94	65
													295	H	Army West Point	89	72
													315	A	Navy	60	53
													315	H	Navy	70	40
													323	A	Saint Peter's	80	71
													348	H	Central Conn. St.	70	51
LAST 10 Division I																	
				131	A	Boston U.	47	48	167	H	Lafayette	73	66				
				52	A	Bucknell	56	67	295	A	Army West Point	94	65				
				95	H	Colgate	73	82	189	H	American	56	64				
				295	H	Army West Point	89	72	167	A	Lafayette	53	61				
				133	A	Holy Cross	62	65	133	H	Holy Cross	57	74				

Non-Div I Games: Bloomsburg 91 43

Lehigh

■ Loss,
■ Non-Conf,
■ S Site,
■ H Home
■ A Away
N Neutral

Liberty

Through Games Of Feb. 26, 2020

Average RPI Win: 207	WON-LOST	WINNING	LAST 10	STRENGTH OF	OPP. STRENGTH	TEAM	ADJ.	CONF.	ADJ CONF.
Average RPI Loss: 113	RECORD	PCT. RANK	GAMES	SCHEDULE	OF SCHEDULE	RPI	RPI	RPI	RPI
DIV. I ONLY	16- 11	119	7-3	91	184	103	103	16	16
DIV. I NON-CONF.	7- 6	161	0	72	184	97	97	14	14
TOTALS	RPI 1-25	RPI 26-50	W-L RECORDS	RPI 51-100	RPI 101-150	RPI 150+			
16- 11	0- 1	1- 4	OVERALL	0- 0	2- 2	13- 4			
7- 5	0- 0	0- 1	HOME	0- 0	1- 1	6- 3			
7- 5	0- 0	0- 3	AWAY	0- 0	1- 1	6- 1			
2- 1	0- 1	1- 0	NEUTRAL	0- 0	0- 0	1- 0			
7- 6	0- 1	1- 2	NON-CONFERENCE	0- 0	1- 1	5- 2			
1- 3	0- 0	0- 0	HOME	0- 0	0- 1	1- 2			
4- 2	0- 0	0- 2	AWAY	0- 0	1- 0	3- 0			
2- 1	0- 1	1- 0	NEUTRAL	0- 0	0- 0	1- 0			
9- 5	0- 0	0- 2	CONFERENCE	0- 0	1- 1	8- 2			
6- 2	0- 0	0- 1	HOME	0- 0	1- 0	5- 1			
3- 3	0- 0	0- 1	AWAY	0- 0	0- 1	3- 1			
0- 0	0- 0	0- 0	NEUTRAL	0- 0	0- 0	0- 0			

RPI 1-25				RPI 26-50				RPI 51-100				RPI 101+ Team's RPI: 103			
RPI	S	Opponent	Score	RPI	S	Opponent	Score	RPI	S	Opponent	Score	RPI	S	Opponent	Score
16	N	Oregon St.	55 68	31	A	FGCU	57 64					134	H	UNC Greensboro	53 58
				31	H	FGCU	65 74					144	A	Hampton	83 59
				36	N	Bradley	75 63					145	A	North Florida	50 65
				39	A	Virginia Tech	69 73					145	H	North Florida	76 54
				41	A	James Madison	53 76					156	A	North Ala.	75 86
												156	H	North Ala.	71 76
												170	A	Jacksonville	65 59
												170	H	Jacksonville	85 76
												178	A	Norfolk St.	67 48
												198	H	Chattanooga	54 71
												199	N	Miami (OH)	65 53
												209	A	UMKC	68 44
												214	A	Stetson	57 48
												214	H	Stetson	73 53
												216	H	Kennesaw St.	76 66
												245	H	East Carolina	81 66
												254	H	Lipscomb	64 60
												270	A	Saint Francis (PA)	71 52
												291	H	ETSU	62 63
												326	A	NJIT	67 53
												326	H	NJIT	66 48
LAST 10 Division I															
				145	H	North Florida	76 54					216	H	Kennesaw St.	76 66
				214	H	Stetson	73 53					31	H	FGCU	65 74
				326	H	NJIT	66 48					145	A	North Florida	50 65
				170	A	Jacksonville	65 59					214	A	Stetson	57 48
				156	A	North Ala.	75 86					254	H	Lipscomb	64 60

Non-Div I Games:

Liberty

Loss, Non-Conf, S Site, H Home A Away N Neutral

Average RPI Win: 255	WON-LOST	WINNING	LAST 10	STRENGTH OF	OPP. STRENGTH	TEAM	ADJ.	CONF.	ADJ CONF.
Average RPI Loss: 137	RECORD	PCT. RANK	GAMES	SCHEDULE	OF SCHEDULE	RPI	RPI	RPI	RPI
DIV. I ONLY	6- 21	314	3-7	87	229	254	254	16	16
DIV. I NON-CONF.	2- 10	313	0	41	294	240	240	14	14
TOTALS	RPI 1-25	RPI 26-50	W-L RECORDS	RPI 51-100	RPI 101-150	RPI 150+			
6- 21	0- 0	0- 3	OVERALL	0- 5	1- 2	5- 11			
2- 9	0- 0	0- 1	HOME	0- 1	0- 1	2- 6			
4- 10	0- 0	0- 2	AWAY	0- 2	1- 1	3- 5			
0- 2	0- 0	0- 0	NEUTRAL	0- 2	0- 0	0- 0			
2- 10	0- 0	0- 1	NON-CONFERENCE	0- 5	0- 0	2- 4			
1- 3	0- 0	0- 0	HOME	0- 1	0- 0	1- 2			
1- 5	0- 0	0- 1	AWAY	0- 2	0- 0	1- 2			
0- 2	0- 0	0- 0	NEUTRAL	0- 2	0- 0	0- 0			
4- 11	0- 0	0- 2	CONFERENCE	0- 0	1- 2	3- 7			
1- 6	0- 0	0- 1	HOME	0- 0	0- 1	1- 4			
3- 5	0- 0	0- 1	AWAY	0- 0	1- 1	2- 3			
0- 0	0- 0	0- 0	NEUTRAL	0- 0	0- 0	0- 0			

RPI S	Opponent	Score	RPI S	Opponent	Score	RPI S	Opponent	Score	RPI S	Opponent	Score	Team's RPI: 254
31	A FGCU	56 82	53	A Dayton	60 82	103	A Liberty	60 64				
31	H FGCU	45 78	55	H Belmont	68 69	145	A North Florida	73 66				
50	A UT Martin	67 83	57	A Middle Tenn.	49 70	145	H North Florida	60 68				
			58	N Marist	63 74	156	A North Ala.	58 91				
			92	N Rider	76 81	156	H North Ala.	72 84				
						170	A Jacksonville	53 76				
						170	H Jacksonville	64 73				
						186	H Northern Ky.	71 69				
						210	A Tennessee Tech	58 78				
						212	H Eastern Ill.	56 66				
						214	A Stetson	65 59				
						214	H Stetson	34 48				
						216	A Kennesaw St.	60 88				
						216	H Kennesaw St.	66 74				
						229	H Murray St.	57 67				
						255	A Jacksonville St.	63 65				
						326	A NJIT	65 57				
						326	H NJIT	68 66				
						334	A Tennessee St.	74 64				
LAST 10 Division I												
170	A Jacksonville	53 76	216	A Kennesaw St.	60 88							
145	A North Florida	73 66	214	H Stetson	34 48							
326	H NJIT	68 66	170	H Jacksonville	64 73							
31	H FGCU	45 78	145	H North Florida	60 68							
156	A North Ala.	58 91	326	A NJIT	65 57							

Non-Div I Games: Queens (NC) 86 45

Lipscomb

■ Loss,
 ■ Non-Conf,
 ■ S Site,
 ■ Home
 ■ A Away
 N Neutral

Little Rock

Through Games Of Feb. 26, 2020

Average RPI Win:	270	WON-LOST	WINNING	LAST 10	STRENGTH OF	OPP. STRENGTH	TEAM	ADJ.	CONF.	ADJ CONF.
Average RPI Loss:	117	RECORD	PCT. RANK	GAMES	SCHEDULE	OF SCHEDULE	RPI	RPI	RPI	RPI
DIV. I ONLY	11- 15	219	6-4	151	181	195	195	21	21	
DIV. I NON-CONF.	2- 9	304	0	44	46	236	236	21	21	
TOTALS	RPI 1-25	RPI 26-50	W-L RECORDS	RPI 51-100	RPI 101-150	RPI 150+				
11- 15	0- 2	0- 4	OVERALL	0- 2	0- 2	11- 5				
6- 6	0- 0	0- 1	HOME	0- 1	0- 1	6- 3				
5- 9	0- 2	0- 3	AWAY	0- 1	0- 1	5- 2				
0- 0	0- 0	0- 0	NEUTRAL	0- 0	0- 0	0- 0				
2- 9	0- 2	0- 3	NON-CONFERENCE	0- 1	0- 0	2- 3				
2- 3	0- 0	0- 1	HOME	0- 0	0- 0	2- 2				
0- 6	0- 2	0- 2	AWAY	0- 1	0- 0	0- 1				
0- 0	0- 0	0- 0	NEUTRAL	0- 0	0- 0	0- 0				
9- 6	0- 0	0- 1	CONFERENCE	0- 1	0- 2	9- 2				
4- 3	0- 0	0- 0	HOME	0- 1	0- 1	4- 1				
5- 3	0- 0	0- 1	AWAY	0- 0	0- 1	5- 1				
0- 0	0- 0	0- 0	NEUTRAL	0- 0	0- 0	0- 0				

RPI 1-25				RPI 26-50				RPI 51-100				RPI 101+ Team's RPI: 195			
RPI	S	Opponent	Score	RPI	S	Opponent	Score	RPI	S	Opponent	Score	RPI	S	Opponent	Score
14	A	Texas A&M	35 78	30	H	LSU	50 65	64	A	Rice	40 66	106	A	UT Arlington	58 65
15	A	Mississippi St.	50 89	34	A	Western Ky.	58 77	79	H	Coastal Caro.	48 68	106	H	UT Arlington	46 62
				37	A	Arkansas	53 86					191	A	Fla. Atlantic	72 79
				49	A	Troy	59 77					192	H	Memphis	50 68
												208	A	Louisiana	59 44
												233	H	Appalachian St.	68 63
												243	H	Central Ark.	63 48
												247	A	South Alabama	69 58
												258	A	Texas St.	78 66
												258	H	Texas St.	47 50
												260	H	Arkansas St.	67 58
												263	H	Louisiana Tech	38 43
												266	H	Tulsa	63 51
												296	A	Ga. Southern	65 49
												296	H	Ga. Southern	58 46
												313	A	Georgia St.	43 58
												313	H	Georgia St.	66 46
												350	A	La.-Monroe	70 50
LAST 10 Division I															
247	A	South Alabama	69 58	296	A	Ga. Southern	65 49								
49	A	Troy	59 77	208	A	Louisiana	59 44								
106	H	UT Arlington	46 62	233	H	Appalachian St.	68 63								
258	H	Texas St.	47 50	350	A	La.-Monroe	70 50								
313	A	Georgia St.	43 58	260	H	Arkansas St.	67 58								

Non-Div I Games:

Little Rock

Loss, Non-Conf, S Site, H Home A Away N Neutral

Average RPI Win:	265	WON-LOST	WINNING	LAST 10	STRENGTH OF	OPP. STRENGTH	TEAM	ADJ.	CONF.	ADJ CONF.
Average RPI Loss:	207	RECORD	PCT. RANK	GAMES	SCHEDULE	OF SCHEDULE	RPI	RPI	RPI	RPI
DIV. I ONLY	10- 14	225	5-5	338	191	287	287	28	28	
DIV. I NON-CONF.	4- 8	235	0	309	52	280	280	26	26	
TOTALS	RPI 1-25	RPI 26-50	W-L RECORDS	RPI 51-100	RPI 101-150	RPI 150+				
10- 14	0- 2	0- 0	OVERALL	0- 1	0- 1	10- 10				
6- 4	0- 1	0- 0	HOME	0- 0	0- 0	6- 3				
2- 10	0- 1	0- 0	AWAY	0- 1	0- 1	2- 7				
2- 0	0- 0	0- 0	NEUTRAL	0- 0	0- 0	2- 0				
4- 8	0- 2	0- 0	NON-CONFERENCE	0- 1	0- 1	4- 4				
1- 3	0- 1	0- 0	HOME	0- 0	0- 0	1- 2				
1- 5	0- 1	0- 0	AWAY	0- 1	0- 1	1- 2				
2- 0	0- 0	0- 0	NEUTRAL	0- 0	0- 0	2- 0				
6- 6	0- 0	0- 0	CONFERENCE	0- 0	0- 0	6- 6				
5- 1	0- 0	0- 0	HOME	0- 0	0- 0	5- 1				
1- 5	0- 0	0- 0	AWAY	0- 0	0- 0	1- 5				
0- 0	0- 0	0- 0	NEUTRAL	0- 0	0- 0	0- 0				

RPI 1-25				RPI 26-50				RPI 51-100				RPI 101+ Team's RPI: 287			
RPI	S	Opponent	Score	RPI	S	Opponent	Score	RPI	S	Opponent	Score	RPI	S	Opponent	Score
1	H	Oregon	45 81					83	A	Southern California	40 57	136	A	California	45 68
12	A	UCLA	51 86									159	A	UC Davis	55 57
												197	A	Hawaii	44 68
												197	H	Hawaii	62 55
												203	A	Santa Clara	54 46
												206	N	Penn St.	64 56
												228	A	Cal St. Fullerton	65 69
												267	H	UC Santa Barbara	59 53
												280	H	Air Force	74 68
												282	H	Utah St.	48 56
												283	H	CSUN	60 52
												288	A	UC Irvine	56 46
												288	H	UC Irvine	61 70
												293	H	LMU (CA)	57 70
												299	A	California Baptist	70 79
												302	A	UC Riverside	57 58
												302	H	UC Riverside	73 67
												303	A	Seattle U	54 66
												311	A	Cal Poly	41 61
												311	H	Cal Poly	72 69
												314	N	UTRGV	69 65
LAST 10 Division I															
288	H	UC Irvine	61 70	302	H	UC Riverside	73 67								
302	A	UC Riverside	57 58	288	A	UC Irvine	56 46								
267	H	UC Santa Barbara	59 53	197	H	Hawaii	62 55								
311	A	Cal Poly	41 61	283	H	CSUN	60 52								
197	A	Hawaii	44 68	159	A	UC Davis	55 57								

Non-Div I Games: Westcliff 94 47 Bethesda (CA) 90 43

Long Beach St.

Loss, Non-Conf, S Site, H Home A Away N Neutral

Average RPI Win:	274	WON-LOST	WINNING	LAST 10	STRENGTH OF	OPP. STRENGTH	TEAM	ADJ.	CONF.	ADJ CONF.
Average RPI Loss:	185	RECORD	PCT. RANK	GAMES	SCHEDULE	OF SCHEDULE	RPI	RPI	RPI	RPI
DIV. I ONLY	10- 16	245	2-8	242	318	276	276	25	25	
DIV. I NON-CONF.	4- 5	195	0	288	248	252	252	27	27	
TOTALS	RPI 1-25	RPI 26-50	W-L RECORDS	RPI 51-100	RPI 101-150	RPI 150+				
10- 16	0- 0	0- 1	OVERALL	0- 0	0- 5	10- 10				
6- 7	0- 0	0- 0	HOME	0- 0	0- 2	6- 5				
4- 9	0- 0	0- 1	AWAY	0- 0	0- 3	4- 5				
0- 0	0- 0	0- 0	NEUTRAL	0- 0	0- 0	0- 0				
4- 5	0- 0	0- 1	NON-CONFERENCE	0- 0	0- 1	4- 3				
3- 1	0- 0	0- 0	HOME	0- 0	0- 0	3- 1				
1- 4	0- 0	0- 1	AWAY	0- 0	0- 1	1- 2				
0- 0	0- 0	0- 0	NEUTRAL	0- 0	0- 0	0- 0				
6- 11	0- 0	0- 0	CONFERENCE	0- 0	0- 4	6- 7				
3- 6	0- 0	0- 0	HOME	0- 0	0- 2	3- 4				
3- 5	0- 0	0- 0	AWAY	0- 0	0- 2	3- 3				
0- 0	0- 0	0- 0	NEUTRAL	0- 0	0- 0	0- 0				

RPI 1-25			RPI 26-50			RPI 51-100			RPI 101+ Team's RPI: 276		
RPI	S	Opponent	Score	RPI	S	Opponent	Score	RPI	S	Opponent	Score
				41	A	James Madison	53 93	118	A	Campbell	76 81
								118	H	Campbell	55 70
								130	A	Florida	54 71
								144	A	Hampton	55 73
								144	H	Hampton	76 90
								172	H	High Point	69 76
								178	A	Norfolk St.	46 49
								184	A	Gardner-Webb	70 73
								184	H	Gardner-Webb	80 70
								202	A	Radford	76 88
								202	H	Radford	61 62
								218	H	Brown	86 76
								245	H	East Carolina	61 64
								249	A	UNC Asheville	54 51
								249	H	UNC Asheville	73 56
								252	A	Winthrop	63 74
								252	H	Winthrop	60 63
								262	H	Delaware St.	78 62
								271	A	Wofford	76 79
								272	H	UNCW	59 58
								308	A	Presbyterian	71 60
								308	H	Presbyterian	77 82
								325	A	UMES	71 62
								327	A	USC Upstate	70 62
								344	H	Charleston So.	84 64
LAST 10 Division I											
252	H	Winthrop	60 63	308	H	Presbyterian	77 82				
118	A	Campbell	76 81	249	A	UNC Asheville	54 51				
202	A	Radford	76 88	144	A	Hampton	55 73				
144	H	Hampton	76 90	249	H	UNC Asheville	73 56				
184	A	Gardner-Webb	70 73	252	A	Winthrop	63 74				

Non-Div I Games:

Longwood

■ Loss,
 ■ Non-Conf,
 S Site,
 ■ Home
 ■ Away
 N Neutral

Louisiana

Through Games Of Feb. 26, 2020

Average RPI Win:	264	WON-LOST	WINNING	LAST 10	STRENGTH OF	OPP. STRENGTH	TEAM	ADJ.	CONF.	ADJ CONF.
Average RPI Loss:	178	RECORD	PCT. RANK	GAMES	SCHEDULE	OF SCHEDULE	RPI	RPI	RPI	RPI
DIV. I ONLY	13- 10	140	5-5	308	269	208	208	21	21	
DIV. I NON-CONF.	5- 4	140	0	259	256	165	165	21	21	
TOTALS	RPI 1-25	RPI 26-50	W-L RECORDS	RPI 51-100	RPI 101-150	RPI 150+				
13- 10	0- 1	1- 1	OVERALL	0- 0	0- 1	12- 7				
6- 4	0- 1	0- 1	HOME	0- 0	0- 0	6- 2				
7- 6	0- 0	1- 0	AWAY	0- 0	0- 1	6- 5				
0- 0	0- 0	0- 0	NEUTRAL	0- 0	0- 0	0- 0				
5- 4	0- 1	0- 0	NON-CONFERENCE	0- 0	0- 0	5- 3				
2- 1	0- 1	0- 0	HOME	0- 0	0- 0	2- 0				
3- 3	0- 0	0- 0	AWAY	0- 0	0- 0	3- 3				
0- 0	0- 0	0- 0	NEUTRAL	0- 0	0- 0	0- 0				
8- 6	0- 0	1- 1	CONFERENCE	0- 0	0- 1	7- 4				
4- 3	0- 0	0- 1	HOME	0- 0	0- 0	4- 2				
4- 3	0- 0	1- 0	AWAY	0- 0	0- 1	3- 2				
0- 0	0- 0	0- 0	NEUTRAL	0- 0	0- 0	0- 0				

RPI 1-25			RPI 26-50			RPI 51-100			RPI 101+			Team's RPI: 208
RPI	S	Opponent	Score	RPI	S	Opponent	Score	RPI	S	Opponent	Score	
15	H	Mississippi St.	48 64	49	A	Troy	79 73	106	A	UT Arlington	52 79	
				49	H	Troy	64 67	151	A	Sam Houston St.	73 77	
								152	A	Jackson St.	54 65	
								158	A	New Orleans	65 60	
								195	H	Little Rock	44 59	
								239	H	Southeastern La.	60 50	
								247	A	South Alabama	63 78	
								247	H	South Alabama	73 68	
								258	A	Texas St.	73 67	
								259	A	North Texas	66 69	
								260	H	Arkansas St.	83 43	
								273	A	Lamar University	74 63	
								290	A	Ole Miss	53 42	
								296	A	Ga. Southern	67 83	
								296	H	Ga. Southern	72 60	
								313	A	Georgia St.	75 65	
								313	H	Georgia St.	53 61	
								343	H	McNeese	75 55	
								350	A	La.-Monroe	62 49	
								350	H	La.-Monroe	68 55	
LAST 10 Division I												
350	A	La.-Monroe	62 49	195	H	Little Rock	44 59					
296	H	Ga. Southern	72 60	350	H	La.-Monroe	68 55					
313	H	Georgia St.	53 61	260	H	Arkansas St.	83 43					
49	H	Troy	64 67	258	A	Texas St.	73 67					
247	A	South Alabama	63 78	106	A	UT Arlington	52 79					

Non-Div I Games: Loyola (LA) 67 51 Xavier (LA) 62 49

Louisiana

Loss, Non-Conf, S Site, H Home A Away N Neutral

Team				Through Games Of Feb. 10, 1910						
Average RPI Win:	245	WON-LOST	WINNING	LAST 10	STRENGTH OF	OPP. STRENGTH	TEAM	ADJ.	CONF.	ADJ CONF.
Average RPI Loss:	163	RECORD	PCT. RANK	GAMES	SCHEDULE	OF SCHEDULE	RPI	RPI	RPI	RPI
DIV. I ONLY	11- 13	202	4-6	295	159	263	263	13	13	
DIV. I NON-CONF.	6- 3	90	0	346	263	256	256	16	16	

TOTALS	RPI 1-25	RPI 26-50		W-L RECORDS		RPI 51-100	RPI 101-150	RPI 150+		
11- 13	0- 0	0- 2		OVERALL		1- 2	0- 1	10- 8		
9- 5	0- 0	0- 1		HOME		1- 0	0- 1	8- 3		
2- 8	0- 0	0- 1		AWAY		0- 2	0- 0	2- 5		
0- 0	0- 0	0- 0		NEUTRAL		0- 0	0- 0	0- 0		
6- 3	0- 0	0- 0		NON-CONFERENCE		0- 0	0- 0	6- 3		
5- 1	0- 0	0- 0		HOME		0- 0	0- 0	5- 1		
1- 2	0- 0	0- 0		AWAY		0- 0	0- 0	1- 2		
0- 0	0- 0	0- 0		NEUTRAL		0- 0	0- 0	0- 0		
5- 10	0- 0	0- 2		CONFERENCE		1- 2	0- 1	4- 5		
4- 4	0- 0	0- 1		HOME		1- 0	0- 1	3- 2		
1- 6	0- 0	0- 1		AWAY		0- 2	0- 0	1- 3		
0- 0	0- 0	0- 0		NEUTRAL		0- 0	0- 0	0- 0		

RPI 1-25				RPI 26-50				RPI 51-100				RPI 101+				Team's RPI: 263	
RPI	S	Opponent	Score	RPI	S	Opponent	Score	RPI	S	Opponent	Score	RPI	S	Opponent	Score		
				27	A	Old Dominion	61 77	51	A	Charlotte	37 55	122	H	UAB	51 71		
				34	H	Western Ky.	75 84	57	H	Middle Tenn.	78 60	163	H	Wichita St.	80 88		
								64	A	Rice	47 60	191	A	Fla. Atlantic	75 77		
												192	H	Memphis	83 74		
												195	A	Little Rock	43 38		
												196	A	Houston	53 67		
												204	A	Southern Miss.	60 66		
												204	H	Southern Miss.	61 63		
												221	H	UTEP	87 80		
												230	H	Marshall	60 50		
												239	H	Southeastern La.	92 78		
												259	A	North Texas	69 74		
												260	H	Arkansas St.	67 54		
												290	A	Ole Miss	53 76		
												304	A	FIU	68 44		
												304	H	FIU	62 52		
												312	H	UTSA	73 82		
												343	H	McNeese	79 54		
												346	H	Grambling	70 66		
LAST 10 Division I																	
				304	H	FIU	62 52	34	H	Western Ky.	75 84						
				204	H	Southern Miss.	61 63	27	A	Old Dominion	61 77						
				191	A	Fla. Atlantic	75 77	51	A	Charlotte	37 55						
				304	A	FIU	68 44	122	H	UAB	51 71						
				230	H	Marshall	60 50	57	H	Middle Tenn.	78 60						

Non-Div I Games:	Loyola (LA)	71	52	LSU-Alexandria	93	61
------------------	-------------	----	----	----------------	----	----

Louisiana Tech

■ Loss, ■ Non-Conf, S Site, H Home A Away N Neutral

Average RPI Win:	107	WON-LOST	WINNING	LAST 10	STRENGTH OF	OPP. STRENGTH	TEAM	ADJ.	CONF.	ADJ CONF.
Average RPI Loss:	49	RECORD	PCT. RANK	GAMES	SCHEDULE	OF SCHEDULE	RPI	RPI	RPI	RPI
DIV. I ONLY	25- 3	8	8-2	33	12	6	6	5	5	
DIV. I NON-CONF.	11- 1	13	0	5	6	1	1	4	4	
TOTALS	RPI 1-25	RPI 26-50	W-L RECORDS	RPI 51-100	RPI 101-150	RPI 150+				
25- 3	5- 1	4- 1	OVERALL	4- 1	6- 0	6- 0				
11- 1	2- 0	2- 1	HOME	2- 0	2- 0	3- 0				
11- 2	2- 1	1- 0	AWAY	2- 1	3- 0	3- 0				
3- 0	1- 0	1- 0	NEUTRAL	0- 0	1- 0	0- 0				
11- 1	3- 1	3- 0	NON-CONFERENCE	1- 0	1- 0	3- 0				
5- 0	1- 0	1- 0	HOME	1- 0	0- 0	2- 0				
3- 1	1- 1	1- 0	AWAY	0- 0	0- 0	1- 0				
3- 0	1- 0	1- 0	NEUTRAL	0- 0	1- 0	0- 0				
14- 2	2- 0	1- 1	CONFERENCE	3- 1	5- 0	3- 0				
6- 1	1- 0	1- 1	HOME	1- 0	2- 0	1- 0				
8- 1	1- 0	0- 0	AWAY	2- 1	3- 0	2- 0				
0- 0	0- 0	0- 0	NEUTRAL	0- 0	0- 0	0- 0				

RPI	S	Opponent	Score	RPI	S	Opponent	Score	RPI	S	Opponent	Score	RPI	S	Opponent	Score
1	N	Oregon	72 62	26	H	Florida St.	59 67	65	A	Georgia Tech	58 47	101	A	Miami (FL)	87 41
17	H	Central Mich.	76 63	34	H	Western Ky.	75 56	76	A	Boston College	81 70	106	N	UT Arlington	76 67
21	A	Kentucky	67 66	46	H	Virginia	71 56	98	A	Syracuse	51 59	112	H	Wake Forest	75 61
22	A	NC State	66 59	48	N	Oklahoma St.	69 48	98	H	Syracuse	62 58	115	A	Notre Dame	86 54
23	A	Ohio St.	60 67	50	A	UT Martin	71 63	100	H	Boise St.	98 82	115	H	Notre Dame	82 49
25	H	Duke	60 55									116	A	North Carolina	74 67
												186	A	Northern Ky.	85 57
												198	H	Chattanooga	86 37
												224	A	Clemson	75 50
												229	H	Murray St.	76 40
												289	A	Pittsburgh	79 47
												289	H	Pittsburgh	83 49
LAST 10 Division I															
289	A	Pittsburgh	79 47	26	H	Florida St.	59 67	115	A	Notre Dame	86 54				
65	A	Georgia Tech	58 47					289	H	Pittsburgh	83 49				
115	H	Notre Dame	82 49	46	H	Virginia	71 56								
22	A	NC State	66 59					116	A	North Carolina	74 67				
98	A	Syracuse	51 59												

Non-Div I Games:

Louisville

■ Loss,
 ■ Non-Conf,
 ■ S Site,
 ■ H Home
 ■ A Away
 N Neutral

Average RPI Win:	243	WON-LOST	WINNING	LAST 10	STRENGTH OF	OPP. STRENGTH	TEAM	ADJ.	CONF.	ADJ CONF.
Average RPI Loss:	74	RECORD	PCT. RANK	GAMES	SCHEDULE	OF SCHEDULE	RPI	RPI	RPI	RPI
DIV. I ONLY	15- 10	107	3-7	226	134	149	149	8	8	
DIV. I NON-CONF.	9- 2	37	0	295	305	125	125	7	7	
TOTALS	RPI 1-25	RPI 26-50	W-L RECORDS	RPI 51-100	RPI 101-150	RPI 150+				
15- 10	0- 2	0- 3	OVERALL	2- 2	1- 3	12- 0				
7- 5	0- 2	0- 1	HOME	2- 0	0- 2	5- 0				
8- 5	0- 0	0- 2	AWAY	0- 2	1- 1	7- 0				
0- 0	0- 0	0- 0	NEUTRAL	0- 0	0- 0	0- 0				
9- 2	0- 1	0- 0	NON-CONFERENCE	0- 0	1- 1	8- 0				
3- 2	0- 1	0- 0	HOME	0- 0	0- 1	3- 0				
6- 0	0- 0	0- 0	AWAY	0- 0	1- 0	5- 0				
0- 0	0- 0	0- 0	NEUTRAL	0- 0	0- 0	0- 0				
6- 8	0- 1	0- 3	CONFERENCE	2- 2	0- 2	4- 0				
4- 3	0- 1	0- 1	HOME	2- 0	0- 1	2- 0				
2- 5	0- 0	0- 2	AWAY	0- 2	0- 1	2- 0				
0- 0	0- 0	0- 0	NEUTRAL	0- 0	0- 0	0- 0				

RPI 1-25				RPI 26-50				RPI 51-100				RPI 101+ Team's RPI: 149			
RPI	S	Opponent	Score	RPI	S	Opponent	Score	RPI	S	Opponent	Score	RPI	S	Opponent	Score
10	H	Missouri St.	72 74	29	A	Drake	52 80	78	A	UNI	50 70	137	A	Portland	78 64
20	H	DePaul	76 83	36	A	Bradley	50 71	84	A	Illinois St.	85 86	148	H	Western Mich.	60 70
				36	H	Bradley	47 60	84	H	Illinois St.	69 64	150	A	Valparaiso	64 66
								99	H	Southern Ill.	51 49	150	H	Valparaiso	57 70
												160	H	Dartmouth	61 40
												209	A	UMKC	72 67
												212	A	Eastern Ill.	67 51
												251	H	Bowling Green	84 76
												268	A	Indiana St.	58 51
												268	H	Indiana St.	65 55
												297	H	Vermont	78 76
												321	A	Evansville	71 61
												321	H	Evansville	77 47
												333	A	Detroit Mercy	89 60
												340	A	SIUE	63 50
												347	A	Chicago St.	98 53
LAST 10 Division I															
150	H	Valparaiso	57 70	29	A	Drake	52 80								
36	A	Bradley	50 71	78	A	UNI	50 70								
84	A	Illinois St.	85 86	150	A	Valparaiso	64 66								
321	H	Evansville	77 47	84	H	Illinois St.	69 64								
268	H	Indiana St.	65 55	36	H	Bradley	47 60								

Non-Div I Games:

Loyola Chicago

■ Loss,
 ■ Non-Conf,
 ■ S Site,
 ■ H Home
 ■ A Away
 N Neutral

Loyola Maryland

Through Games Of Feb. 26, 2020

Average RPI Win:	243	WON-LOST	WINNING	LAST 10	STRENGTH OF	OPP. STRENGTH	TEAM	ADJ.	CONF.	ADJ CONF.
Average RPI Loss:	145	RECORD	PCT. RANK	GAMES	SCHEDULE	OF SCHEDULE	RPI	RPI	RPI	RPI
DIV. I ONLY	8- 19	290	4-6	157	168	264	264	15	15	
DIV. I NON-CONF.	3- 8	268	0	166	168	248	248	15	15	
TOTALS	RPI 1-25	RPI 26-50	W-L RECORDS	RPI 51-100	RPI 101-150	RPI 150+				
8- 19	0- 2	0- 0	OVERALL	1- 3	0- 6	7- 8				
6- 6	0- 0	0- 0	HOME	1- 1	0- 3	5- 2				
2- 12	0- 2	0- 0	AWAY	0- 2	0- 3	2- 5				
0- 1	0- 0	0- 0	NEUTRAL	0- 0	0- 0	0- 1				
3- 8	0- 2	0- 0	NON-CONFERENCE	0- 0	0- 2	3- 4				
2- 1	0- 0	0- 0	HOME	0- 0	0- 0	2- 1				
1- 6	0- 2	0- 0	AWAY	0- 0	0- 2	1- 2				
0- 1	0- 0	0- 0	NEUTRAL	0- 0	0- 0	0- 1				
5- 11	0- 0	0- 0	CONFERENCE	1- 3	0- 4	4- 4				
4- 5	0- 0	0- 0	HOME	1- 1	0- 3	3- 1				
1- 6	0- 0	0- 0	AWAY	0- 2	0- 1	1- 3				
0- 0	0- 0	0- 0	NEUTRAL	0- 0	0- 0	0- 0				

RPI 1-25			RPI 26-50			RPI 51-100			RPI 101+ Team's RPI: 264		
RPI	S	Opponent	Score	RPI	S	Opponent	Score	RPI	S	Opponent	Score
3	A	Maryland	45 105					115	A	Notre Dame	60 84
7	A	Northwestern	46 67					131	A	Boston U.	42 44
								131	H	Boston U.	39 41
								133	H	Holy Cross	56 64
								135	H	Lehigh	53 55
								142	A	Mt. St. Mary's	75 81
								153	N	Wright St.	51 66
								160	H	Dartmouth	72 56
								167	A	Lafayette	52 55
								167	H	Lafayette	65 76
								189	A	American	44 63
								189	H	American	56 47
								191	A	Fla. Atlantic	61 72
								248	H	Howard	69 75
								295	A	Army West Point	55 75
								295	H	Army West Point	68 59
								298	H	Monmouth	64 48
								310	A	St. Francis Brooklyn	78 89
								315	A	Navy	50 44
								315	H	Navy	64 54
								316	A	Fairleigh Dickinson	75 46
LAST 10 Division I											
315	H	Navy	64 54	52	A	Bucknell	42 66				
167	H	Lafayette	65 76	315	A	Navy	50 44				
295	A	Army West Point	55 75	131	H	Boston U.	39 41				
95	A	Colgate	70 79	52	H	Bucknell	60 50				
189	H	American	56 47	189	A	American	44 63				

Non-Div I Games:

Loyola Maryland

Loss, Non-Conf, S Site, H Home A Away N Neutral

Maine

Through Games Of Feb. 26, 2020

Average RPI Win: 255	WON-LOST	WINNING	LAST 10	STRENGTH OF	OPP. STRENGTH	TEAM	ADJ.	CONF.	ADJ CONF.
Average RPI Loss: 119	RECORD	PCT. RANK	GAMES	SCHEDULE	OF SCHEDULE	RPI	RPI	RPI	RPI
DIV. I ONLY	14- 14	172	8-2	154	224	174	174	26	26
DIV. I NON-CONF.	3- 10	282	0	84	34	229	229	28	28
TOTALS	RPI 1-25	RPI 26-50	W-L RECORDS	RPI 51-100	RPI 101-150	RPI 150+			
14- 14	0- 1	0- 3	OVERALL	1- 3	1- 2	12- 5			
9- 4	0- 0	0- 0	HOME	1- 1	1- 2	7- 1			
5- 7	0- 1	0- 1	AWAY	0- 1	0- 0	5- 4			
0- 3	0- 0	0- 2	NEUTRAL	0- 1	0- 0	0- 0			
3- 10	0- 1	0- 3	NON-CONFERENCE	0- 2	1- 2	2- 2			
2- 3	0- 0	0- 0	HOME	0- 1	1- 2	1- 0			
1- 4	0- 1	0- 1	AWAY	0- 0	0- 0	1- 2			
0- 3	0- 0	0- 2	NEUTRAL	0- 1	0- 0	0- 0			
11- 4	0- 0	0- 0	CONFERENCE	1- 1	0- 0	10- 3			
7- 1	0- 0	0- 0	HOME	1- 0	0- 0	6- 1			
4- 3	0- 0	0- 0	AWAY	0- 1	0- 0	4- 2			
0- 0	0- 0	0- 0	NEUTRAL	0- 0	0- 0	0- 0			

RPI 1-25				RPI 26-50				RPI 51-100				RPI 101+ Team's RPI: 174			
RPI	S	Opponent	Score	RPI	S	Opponent	Score	RPI	S	Opponent	Score	RPI	S	Opponent	Score
22	A	NC State	34 62	28	N	Arizona St.	31 57	53	N	Dayton	49 78	126	H	Northeastern	58 66
				29	N	Drake	62 94	81	A	Stony Brook	69 73	129	H	Green Bay	61 60
				42	A	Drexel	57 70	81	H	Stony Brook	64 62	131	H	Boston U.	49 62
								96	H	Harvard	40 69	160	A	Dartmouth	41 57
												165	A	Binghamton	63 73
												165	H	Binghamton	75 65
												181	A	Delaware	69 56
												218	A	Brown	70 76
												225	A	UMass Lowell	57 66
												225	H	UMass Lowell	77 53
												275	A	New Hampshire	71 62
												275	H	New Hampshire	67 50
												286	H	UMBC	54 74
												297	A	Vermont	65 47
												297	H	Vermont	70 59
												315	H	Navy	46 41
												322	A	Albany (NY)	65 44
												322	H	Albany (NY)	60 49
												345	A	Hartford	69 52
												345	H	Hartford	87 73
LAST 10 Division I															
275	A	New Hampshire	71 62	297	H	Vermont	70 59								
81	H	Stony Brook	64 62	345	A	Hartford	69 52								
322	A	Albany (NY)	65 44	286	H	UMBC	54 74								
225	H	UMass Lowell	77 53	297	A	Vermont	65 47								
165	H	Binghamton	75 65	165	A	Binghamton	63 73								

Non-Div I Games: Husson 104 43

Maine

■ Loss,
 ■ Non-Conf,
 ■ S Site,
 ■ H Home
 ■ A Away
 N Neutral

Average RPI Win:	279	WON-LOST	WINNING	LAST 10	STRENGTH OF	OPP. STRENGTH	TEAM	ADJ.	CONF.	ADJ CONF.
Average RPI Loss:	137	RECORD	PCT. RANK	GAMES	SCHEDULE	OF SCHEDULE	RPI	RPI	RPI	RPI
DIV. I ONLY	12- 14	196	5-5	181	277	207	207	24	24	
DIV. I NON-CONF.	3- 6	235	0	101	220	208	208	25	25	
TOTALS	RPI 1-25	RPI 26-50	W-L RECORDS	RPI 51-100	RPI 101-150	RPI 150+				
12- 14	0- 0	0- 0	OVERALL	0- 8	0- 1	12- 5				
7- 5	0- 0	0- 0	HOME	0- 3	0- 1	7- 1				
5- 9	0- 0	0- 0	AWAY	0- 5	0- 0	5- 4				
0- 0	0- 0	0- 0	NEUTRAL	0- 0	0- 0	0- 0				
3- 6	0- 0	0- 0	NON-CONFERENCE	0- 4	0- 1	3- 1				
2- 2	0- 0	0- 0	HOME	0- 1	0- 1	2- 0				
1- 4	0- 0	0- 0	AWAY	0- 3	0- 0	1- 1				
0- 0	0- 0	0- 0	NEUTRAL	0- 0	0- 0	0- 0				
9- 8	0- 0	0- 0	CONFERENCE	0- 4	0- 0	9- 4				
5- 3	0- 0	0- 0	HOME	0- 2	0- 0	5- 1				
4- 5	0- 0	0- 0	AWAY	0- 2	0- 0	4- 3				
0- 0	0- 0	0- 0	NEUTRAL	0- 0	0- 0	0- 0				

RPI S	Opponent	Score	RPI S	Opponent	Score	RPI S	Opponent	Score	RPI S	Opponent	Score	Team's RPI: 207
						58	A Marist	53 74	125	H Duquesne	65 76	
						58	H Marist	66 71	160	H Dartmouth	70 58	
						72	A Villanova	51 63	167	A Lafayette	53 60	
						81	A Stony Brook	54 59	187	A Quinnipiac	58 70	
						87	A Nebraska	51 71	187	H Quinnipiac	77 62	
						89	H Fordham	45 51	220	H Iona	54 32	
						92	A Rider	53 76	227	A Fairfield	47 87	
						92	H Rider	50 55	279	A Siena	80 50	
									279	H Siena	49 59	
									284	A Niagara	75 61	
									284	H Niagara	68 65	
									295	H Army West Point	86 56	
									298	A Monmouth	60 62	
									316	A Fairleigh Dickinson	62 61	
									323	A Saint Peter's	85 52	
									323	H Saint Peter's	68 64	
									338	A Canisius	63 56	
									338	H Canisius	68 50	
LAST 10 Division I												
284	A Niagara	75 61	279	H Siena	49 59							
338	A Canisius	63 56	323	H Saint Peter's	68 64							
92	H Rider	50 55	92	A Rider	53 76							
187	H Quinnipiac	77 62	220	H Iona	54 32							
58	A Marist	53 74	227	A Fairfield	47 87							

Non-Div I Games:

Manhattan

■ Loss,
■ Non-Conf,
■ S Site,
■ H Home
■ A Away
N Neutral

Average RPI Win: 235	WON-LOST	WINNING	LAST 10	STRENGTH OF	OPP. STRENGTH	TEAM	ADJ.	CONF.	ADJ CONF.
Average RPI Loss: 86	RECORD	PCT. RANK	GAMES	SCHEDULE	OF SCHEDULE	RPI	RPI	RPI	RPI
DIV. I ONLY	22- 4	20	9-1	204	257	58	58	24	24
DIV. I NON-CONF.	7- 2	53	0	69	84	35	35	25	25
TOTALS	RPI 1-25	RPI 26-50	W-L RECORDS	RPI 51-100	RPI 101-150	RPI 150+			
22- 4	0- 2	0- 0	OVERALL	1- 1	4- 0	17- 1			
10- 2	0- 1	0- 0	HOME	0- 1	1- 0	9- 0			
10- 2	0- 1	0- 0	AWAY	1- 0	2- 0	7- 1			
2- 0	0- 0	0- 0	NEUTRAL	0- 0	1- 0	1- 0			
7- 2	0- 2	0- 0	NON-CONFERENCE	0- 0	4- 0	3- 0			
3- 1	0- 1	0- 0	HOME	0- 0	1- 0	2- 0			
2- 1	0- 1	0- 0	AWAY	0- 0	2- 0	0- 0			
2- 0	0- 0	0- 0	NEUTRAL	0- 0	1- 0	1- 0			
15- 2	0- 0	0- 0	CONFERENCE	1- 1	0- 0	14- 1			
7- 1	0- 0	0- 0	HOME	0- 1	0- 0	7- 0			
8- 1	0- 0	0- 0	AWAY	1- 0	0- 0	7- 1			
0- 0	0- 0	0- 0	NEUTRAL	0- 0	0- 0	0- 0			

RPI 1-25				RPI 26-50				RPI 51-100				RPI 101+			
RPI	S	Opponent	Score	RPI	S	Opponent	Score	RPI	S	Opponent	Score	RPI	S	Opponent	Score
9	H	Princeton	50 62					92	A	Rider	63 58	106	A	UT Arlington	73 57
17	A	Central Mich.	54 77					92	H	Rider	72 76	129	H	Green Bay	72 60
												131	A	Boston U.	89 75
												145	N	North Florida	69 54
												176	H	Elon	63 55
												187	H	Quinnipiac	73 60
												207	A	Manhattan	71 66
												207	H	Manhattan	74 53
												220	A	Iona	73 56
												227	A	Fairfield	48 52
												227	H	Fairfield	75 45
												254	N	Lipscomb	74 63
												279	A	Siena	78 55
												284	A	Niagara	94 67
												284	H	Niagara	82 57
												298	A	Monmouth	74 53
												298	H	Monmouth	76 66
												322	H	Albany (NY)	76 52
												323	A	Saint Peter's	82 60
												323	H	Saint Peter's	96 76
												338	A	Canisius	90 59
												338	H	Canisius	86 72
LAST 10 Division I															
227	H	Fairfield	75 45	207	H	Manhattan	74 53								
323	A	Saint Peter's	82 60	220	A	Iona	73 56								
279	A	Siena	78 55	284	H	Niagara	82 57								
338	H	Canisius	86 72	227	A	Fairfield	48 52								
92	A	Rider	63 58	298	A	Monmouth	74 53								

Non-Div I Games:

Marist

■ Loss,
 ■ Non-Conf,
 ■ S Site,
 ■ H Home
 ■ A Away
 N Neutral

Average RPI Win: 157	WON-LOST	WINNING	LAST 10	STRENGTH OF	OPP. STRENGTH	TEAM	ADJ.	CONF.	ADJ CONF.
Average RPI Loss: 46	RECORD	PCT. RANK	GAMES	SCHEDULE	OF SCHEDULE	RPI	RPI	RPI	RPI
DIV. I ONLY	21- 7	41	8-2	95	67	35	35	6	6
DIV. I NON-CONF.	9- 2	37	0	67	75	38	38	6	6
TOTALS	RPI 1-25	RPI 26-50	W-L RECORDS	RPI 51-100	RPI 101-150	RPI 150+			
21- 7	0- 3	1- 1	OVERALL	8- 3	1- 0	11- 0			
12- 2	0- 2	1- 0	HOME	6- 0	0- 0	5- 0			
8- 5	0- 1	0- 1	AWAY	2- 3	1- 0	5- 0			
1- 0	0- 0	0- 0	NEUTRAL	0- 0	0- 0	1- 0			
9- 2	0- 2	0- 0	NON-CONFERENCE	3- 0	1- 0	5- 0			
4- 2	0- 2	0- 0	HOME	2- 0	0- 0	2- 0			
4- 0	0- 0	0- 0	AWAY	1- 0	1- 0	2- 0			
1- 0	0- 0	0- 0	NEUTRAL	0- 0	0- 0	1- 0			
12- 5	0- 1	1- 1	CONFERENCE	5- 3	0- 0	6- 0			
8- 0	0- 0	1- 0	HOME	4- 0	0- 0	3- 0			
4- 5	0- 1	0- 1	AWAY	1- 3	0- 0	3- 0			
0- 0	0- 0	0- 0	NEUTRAL	0- 0	0- 0	0- 0			

RPI 1-25				RPI 26-50				Team's RPI: 35				RPI 51-100				RPI 101+			
RPI	S	Opponent	Score	RPI	S	Opponent	Score	RPI	S	Opponent	Score	RPI	S	Opponent	Score	RPI	S	Opponent	Score
7	H	Northwestern	56 64	43	A	Creighton	62 72	55	H	Belmont	53 51	129	A	Green Bay	60 47				
15	H	Mississippi St.	68 74	43	H	Creighton	52 50	61	A	St. John's (NY)	67 57	166	A	Saint Mary's (CA)	77 63				
20	A	DePaul	71 89					61	H	St. John's (NY)	94 85	168	A	Providence	60 50				
								72	A	Villanova	47 61	168	H	Providence	85 55				
								72	H	Villanova	57 52	236	A	Milwaukee	78 56				
								74	A	Seton Hall	60 72	240	A	Georgetown	76 56				
								74	H	Seton Hall	81 60	240	H	Georgetown	73 51				
								77	A	South Dakota St.	65 58	241	H	Morgan St.	70 48				
								84	H	Illinois St.	58 41	256	A	Xavier	80 60				
								90	A	Butler	55 61	256	H	Xavier	61 48				
								90	H	Butler	76 54	266	N	Tulsa	61 60				
												310	H	St. Francis Brooklyn	92 71				
LAST 10 Division I																			
240	A	Georgetown	76 56	74	A	Seton Hall	60 72												
72	A	Villanova	47 61	43	H	Creighton	52 50												
90	H	Butler	76 54	168	H	Providence	85 55												
256	H	Xavier	61 48	72	H	Villanova	57 52												
61	A	St. John's (NY)	67 57	240	H	Georgetown	73 51												

Non-Div I Games:

Marquette

■ Loss,
■ Non-Conf,
■ S Site,
■ H Home
■ A Away
N Neutral

Marshall

Through Games Of Feb. 26, 2020

Average RPI Win:	232	WON-LOST	WINNING	LAST 10	STRENGTH OF	OPP. STRENGTH	TEAM	ADJ.	CONF.	ADJ CONF.
Average RPI Loss:	131	RECORD	PCT. RANK	GAMES	SCHEDULE	OF SCHEDULE	RPI	RPI	RPI	RPI
DIV. I ONLY	9- 15	249	4-6	166	147	230	230	13	13	
DIV. I NON-CONF.	3- 6	235	0	328	215	315	315	16	16	
TOTALS	RPI 1-25	RPI 26-50	W-L RECORDS	RPI 51-100	RPI 101-150	RPI 150+				
9- 15	0- 0	0- 5	OVERALL	0- 4	1- 0	8- 6				
6- 6	0- 0	0- 2	HOME	0- 1	1- 0	5- 3				
3- 9	0- 0	0- 3	AWAY	0- 3	0- 0	3- 3				
0- 0	0- 0	0- 0	NEUTRAL	0- 0	0- 0	0- 0				
3- 6	0- 0	0- 1	NON-CONFERENCE	0- 1	0- 0	3- 4				
2- 2	0- 0	0- 0	HOME	0- 0	0- 0	2- 2				
1- 4	0- 0	0- 1	AWAY	0- 1	0- 0	1- 2				
0- 0	0- 0	0- 0	NEUTRAL	0- 0	0- 0	0- 0				
6- 9	0- 0	0- 4	CONFERENCE	0- 3	1- 0	5- 2				
4- 4	0- 0	0- 2	HOME	0- 1	1- 0	3- 1				
2- 5	0- 0	0- 2	AWAY	0- 2	0- 0	2- 1				
0- 0	0- 0	0- 0	NEUTRAL	0- 0	0- 0	0- 0				

RPI 1-25				RPI 26-50				RPI 51-100				RPI 101+				Team's RPI: 230	
RPI	S	Opponent	Score	RPI	S	Opponent	Score	RPI	S	Opponent	Score	RPI	S	Opponent	Score		
				27	A	Old Dominion	46 57	51	A	Charlotte	46 52	122	H	UAB	61 56		
				27	H	Old Dominion	54 64	57	H	Middle Tenn.	55 75	178	H	Norfolk St.	75 69		
				34	A	Western Ky.	65 79	60	A	Ohio	51 67	180	A	Towson	56 59		
				34	H	Western Ky.	65 74	64	A	Rice	43 81	191	H	Fla. Atlantic	85 75		
				45	A	Rutgers	41 66					204	A	Southern Miss.	80 65		
												221	H	UTEP	76 66		
												241	H	Morgan St.	52 57		
												251	H	Bowling Green	69 82		
												259	A	North Texas	68 59		
												263	A	Louisiana Tech	50 60		
												268	A	Indiana St.	72 60		
												304	H	FIU	65 68		
												312	H	UTSA	66 53		
												321	A	Evansville	62 66		
												331	H	Coppin St.	60 47		
LAST 10 Division I																	
				27	H	Old Dominion	54 64	204	A	Southern Miss.	80 65						
				34	A	Western Ky.	65 79	191	H	Fla. Atlantic	85 75						
				221	H	UTEP	76 66	304	H	FIU	65 68						
				312	H	UTSA	66 53	34	H	Western Ky.	65 74						
				263	A	Louisiana Tech	50 60	27	A	Old Dominion	46 57						

Non-Div I Games: Alderson Broadus 85 41 Ky. Christian 89 40

Marshall

Loss, Non-Conf, S Site, H Home A Away N Neutral

Average RPI Win:	110	WON-LOST	WINNING	LAST 10	STRENGTH OF	OPP. STRENGTH	TEAM	ADJ.	CONF.	ADJ CONF.
Average RPI Loss:	11	RECORD	PCT. RANK	GAMES	SCHEDULE	OF SCHEDULE	RPI	RPI	RPI	RPI
DIV. I ONLY	24- 4	15	10-0	9	6	3	3	2	2	
DIV. I NON-CONF.	9- 2	37	0	87	71	36	36	1	1	
TOTALS	RPI 1-25	RPI 26-50	W-L RECORDS	RPI 51-100	RPI 101-150	RPI 150+				
24- 4	6- 4	5- 0	OVERALL	3- 0	2- 0	8- 0				
14- 1	4- 1	3- 0	HOME	2- 0	1- 0	4- 0				
8- 3	2- 3	2- 0	AWAY	0- 0	1- 0	3- 0				
2- 0	0- 0	0- 0	NEUTRAL	1- 0	0- 0	1- 0				
9- 2	0- 2	1- 0	NON-CONFERENCE	1- 0	1- 0	6- 0				
5- 1	0- 1	0- 0	HOME	0- 0	1- 0	4- 0				
2- 1	0- 1	1- 0	AWAY	0- 0	0- 0	1- 0				
2- 0	0- 0	0- 0	NEUTRAL	1- 0	0- 0	1- 0				
15- 2	6- 2	4- 0	CONFERENCE	2- 0	1- 0	2- 0				
9- 0	4- 0	3- 0	HOME	2- 0	0- 0	0- 0				
6- 2	2- 2	1- 0	AWAY	0- 0	1- 0	2- 0				
0- 0	0- 0	0- 0	NEUTRAL	0- 0	0- 0	0- 0				

RPI S	Opponent	Score	RPI S	Opponent	Score	RPI S	Opponent	Score	RPI S	Opponent	Score
2	H South Carolina	54 63	32	A Michigan	77 49	55	N Belmont	90 26	138	H George Washington	88 54
7	A Northwestern	58 81	32	H Michigan	70 55	85	H Michigan St.	94 53	139	A Wisconsin	85 56
7	H Northwestern	70 61	40	H Purdue	88 45	87	H Nebraska	87 69	181	H Delaware	99 55
11	A Iowa	61 66	41	A James Madison	70 68				187	H Quinnipiac	107 52
11	H Iowa	93 59	45	H Rutgers	79 50				201	A Illinois	79 60
18	A Indiana	79 69							206	A Penn St.	106 69
18	H Indiana	76 62							224	N Clemson	63 44
22	A NC State	59 66							264	H Loyola Maryland	105 45
23	A Ohio St.	85 65							281	H Wagner	119 56
23	H Ohio St.	72 62							313	A Georgia St.	114 41
LAST 10 Division I											
40	H Purdue	88 45	18	A Indiana	79 69						
139	A Wisconsin	85 56	85	H Michigan St.	94 53						
206	A Penn St.	106 69	23	A Ohio St.	85 65						
11	H Iowa	93 59	7	H Northwestern	70 61						
45	H Rutgers	79 50	201	A Illinois	79 60						

Non-Div I Games:

Maryland

Massachusetts

Through Games Of Feb. 26, 2020

Average RPI Win:	210	WON-LOST	WINNING	LAST 10	STRENGTH OF	OPP. STRENGTH	TEAM	ADJ.	CONF.	ADJ CONF.
Average RPI Loss:	133	RECORD	PCT. RANK	GAMES	SCHEDULE	OF SCHEDULE	RPI	RPI	RPI	RPI
DIV. I ONLY	17- 10	88	4-6	224	149	140	140	12	12	
DIV. I NON-CONF.	9- 3	63	0	281	264	137	137	12	12	
TOTALS	RPI 1-25	RPI 26-50	W-L RECORDS	RPI 51-100	RPI 101-150	RPI 150+				
17- 10	0- 0	0- 0	OVERALL	0- 4	6- 2	11- 4				
9- 5	0- 0	0- 0	HOME	0- 2	3- 1	6- 2				
8- 5	0- 0	0- 0	AWAY	0- 2	3- 1	5- 2				
0- 0	0- 0	0- 0	NEUTRAL	0- 0	0- 0	0- 0				
9- 3	0- 0	0- 0	NON-CONFERENCE	0- 1	2- 0	7- 2				
5- 2	0- 0	0- 0	HOME	0- 0	1- 0	4- 2				
4- 1	0- 0	0- 0	AWAY	0- 1	1- 0	3- 0				
0- 0	0- 0	0- 0	NEUTRAL	0- 0	0- 0	0- 0				
8- 7	0- 0	0- 0	CONFERENCE	0- 3	4- 2	4- 2				
4- 3	0- 0	0- 0	HOME	0- 2	2- 1	2- 0				
4- 4	0- 0	0- 0	AWAY	0- 1	2- 1	2- 2				
0- 0	0- 0	0- 0	NEUTRAL	0- 0	0- 0	0- 0				

RPI S	Opponent	Score	RPI S	Opponent	Score	RPI S	Opponent	Score	RPI S	Opponent	Score	Team's RPI: 140
						53	H Dayton	51 52	104	H VCU	46 61	
						61	A St. John's (NY)	71 82	121	H Richmond	64 50	
						88	A Saint Louis	56 71	123	A Davidson	70 62	
						89	H Fordham	64 69	123	H Davidson	61 48	
									125	A Duquesne	81 77	
									131	A Boston U.	58 45	
									133	H Holy Cross	75 72	
									138	A George Washington	47 50	
									168	H Providence	63 72	
									185	H Merrimack	64 79	
									190	H La Salle	76 62	
									213	A Rhode Island	66 69	
									218	H Brown	95 42	
									220	A Iona	65 51	
									225	A UMass Lowell	74 58	
									235	A George Mason	56 73	
									238	A Saint Joseph's	51 47	
									238	H Saint Joseph's	61 43	
									275	H New Hampshire	67 65	
									279	H Siena	61 55	
									294	A St. Bonaventure	62 52	
									297	A Vermont	83 49	
									345	H Hartford	74 48	
LAST 10 Division I												
			238	A Saint Joseph's	51 47	235	A George Mason	56 73				
			123	H Davidson	61 48	123	A Davidson	70 62				
			88	A Saint Louis	56 71	121	H Richmond	64 50				
			53	H Dayton	51 52	138	A George Washington	47 50				
			89	H Fordham	64 69	104	H VCU	46 61				

Non-Div I Games: Southern Conn. St. 86 43

Massachusetts

Loss, Non-Conf, S Site, H Home A Away N Neutral

McNeese

Through Games Of Feb. 26, 2020

Average RPI Win: 334	WON-LOST	WINNING	LAST 10	STRENGTH OF	OPP. STRENGTH	TEAM	ADJ.	CONF.	ADJ CONF.
Average RPI Loss: 192	RECORD	PCT. RANK	GAMES	SCHEDULE	OF SCHEDULE	RPI	RPI	RPI	RPI
DIV. I ONLY	3- 21	330	1-9	276	295	343	343	23	23
DIV. I NON-CONF.	1- 6	318	0	154	308	308	308	24	24
TOTALS	RPI 1-25	RPI 26-50	W-L RECORDS	RPI 51-100	RPI 101-150	RPI 150+			
3- 21	0- 0	0- 1	OVERALL	0- 3	0- 2	3- 15			
3- 8	0- 0	0- 0	HOME	0- 2	0- 1	3- 5			
0- 13	0- 0	0- 1	AWAY	0- 1	0- 1	0- 10			
0- 0	0- 0	0- 0	NEUTRAL	0- 0	0- 0	0- 0			
1- 6	0- 0	0- 1	NON-CONFERENCE	0- 1	0- 1	1- 3			
1- 1	0- 0	0- 0	HOME	0- 1	0- 0	1- 0			
0- 5	0- 0	0- 1	AWAY	0- 0	0- 1	0- 3			
0- 0	0- 0	0- 0	NEUTRAL	0- 0	0- 0	0- 0			
2- 15	0- 0	0- 0	CONFERENCE	0- 2	0- 1	2- 12			
2- 7	0- 0	0- 0	HOME	0- 1	0- 1	2- 5			
0- 8	0- 0	0- 0	AWAY	0- 1	0- 0	0- 7			
0- 0	0- 0	0- 0	NEUTRAL	0- 0	0- 0	0- 0			

RPI S	Opponent	Score	RPI S	Opponent	Score	RPI S	Opponent	Score	RPI S	Opponent	Score	Team's RPI: 343
37	A Arkansas	58 101	64	H Rice	50 81	105	H Abilene Christian	73 90	122	A UAB	70 97	
			91	H A&M-Corpus Christi	59 73	151	A Sam Houston St.	59 92	158	A New Orleans	59 78	
			97	A SFA	51 82	158	H New Orleans	59 85	208	A Louisiana	55 75	
						222	A SMU	60 81	239	A Southeastern La.	48 87	
						239	H Southeastern La.	67 74	243	A Central Ark.	49 70	
						243	H Central Ark.	57 70	257	A Incarnate Word	56 73	
						257	H Incarnate Word	71 72	263	A Louisiana Tech	54 79	
						269	A Nicholls St.	63 79	273	H Lamar University	69 87	
						318	H Houston Baptist	88 72	335	A Northwestern St.	60 70	
						335	H Northwestern St.	61 51	350	H La.-Monroe	72 69	
LAST 10 Division I												
239	A Southeastern La.	48 87	91	H A&M-Corpus Christi	59 73							
158	H New Orleans	59 85	273	H Lamar University	69 87							
257	H Incarnate Word	71 72	269	A Nicholls St.	63 79							
335	A Northwestern St.	60 70	318	H Houston Baptist	88 72							
243	A Central Ark.	49 70	239	H Southeastern La.	67 74							

Non-Div I Games: Centenary (LA) 116 37 LSU-Shreveport 81 77

McNeese

■ Loss,
 ■ Non-Conf, S Site,
 ■ Home
 ■ Away
 N Neutral

Average RPI Win:	206	WON-LOST	WINNING	LAST 10	STRENGTH OF	OPP. STRENGTH	TEAM	ADJ.	CONF.	ADJ CONF.
Average RPI Loss:	132	RECORD	PCT. RANK	GAMES	SCHEDULE	OF SCHEDULE	RPI	RPI	RPI	RPI
DIV. I ONLY	13- 14	182	4-6	180	116	192	192	9	9	
DIV. I NON-CONF.	9- 4	84	0	247	295	147	147	10	10	
TOTALS	RPI 1-25	RPI 26-50	W-L RECORDS	RPI 51-100	RPI 101-150	RPI 150+				
13- 14	0- 2	0- 2	OVERALL	2- 3	1- 1	10- 6				
8- 6	0- 1	0- 0	HOME	0- 2	1- 1	7- 2				
4- 7	0- 1	0- 1	AWAY	1- 1	0- 0	3- 4				
1- 1	0- 0	0- 1	NEUTRAL	1- 0	0- 0	0- 0				
9- 4	0- 0	0- 1	NON-CONFERENCE	2- 0	1- 1	6- 2				
5- 2	0- 0	0- 0	HOME	0- 0	1- 1	4- 1				
3- 1	0- 0	0- 0	AWAY	1- 0	0- 0	2- 1				
1- 1	0- 0	0- 1	NEUTRAL	1- 0	0- 0	0- 0				
4- 10	0- 2	0- 1	CONFERENCE	0- 3	0- 0	4- 4				
3- 4	0- 1	0- 0	HOME	0- 2	0- 0	3- 1				
1- 6	0- 1	0- 1	AWAY	0- 1	0- 0	1- 3				
0- 0	0- 0	0- 0	NEUTRAL	0- 0	0- 0	0- 0				

RPI 1-25				RPI 26-50				RPI 51-100				RPI 101+ Team's RPI: 192			
RPI	S	Opponent	Score	RPI	S	Opponent	Score	RPI	S	Opponent	Score	RPI	S	Opponent	Score
5	A	UConn	55 94	30	N	LSU	58 89	71	H	South Fla.	47 68	122	H	UAB	77 52
5	H	UConn	56 68	38	A	UCF	66 82	82	H	Cincinnati	66 73	138	H	George Washington	63 64
								93	N	Kansas St.	72 68	157	A	Tulane	55 59
								94	A	Temple	64 78	157	H	Tulane	64 62
								99	A	Southern Ill.	70 66	163	A	Wichita St.	69 60
												173	A	Toledo	83 76
												195	A	Little Rock	68 50
												196	A	Houston	65 75
												222	H	SMU	57 52
												245	A	East Carolina	65 71
												245	H	East Carolina	57 61
												250	H	Alabama A&M	79 71
												260	H	Arkansas St.	78 50
												263	A	Louisiana Tech	74 83
												266	H	Tulsa	63 44
												285	H	Eastern Ky.	60 63
												332	H	Alcorn	57 51
												351	H	Mississippi Val.	91 54
LAST 10 Division I															
				71	H	South Fla.	47 68	157	H	Tulane	64 62				
				94	A	Temple	64 78	266	H	Tulsa	63 44				
				245	H	East Carolina	57 61	245	A	East Carolina	65 71				
				163	A	Wichita St.	69 60	38	A	UCF	66 82				
				5	A	UConn	55 94	222	H	SMU	57 52				

Non-Div I Games:

Memphis

■ Loss,
■ Non-Conf,
■ S Site,
■ H Home
■ A Away
N Neutral

Average RPI Win: 265	WON-LOST	WINNING	LAST 10	STRENGTH OF	OPP. STRENGTH	TEAM	ADJ.	CONF.	ADJ CONF.
Average RPI Loss: 185	RECORD	PCT. RANK	GAMES	SCHEDULE	OF SCHEDULE	RPI	RPI	RPI	RPI
DIV. I ONLY	5- 21	319	3-7	277	230	328	328	27	27
DIV. I NON-CONF.	2- 12	318	0	222	218	317	317	22	22
TOTALS	RPI 1-25	RPI 26-50	W-L RECORDS	RPI 51-100	RPI 101-150	RPI 150+			
5- 21	0- 0	0- 1	OVERALL	0- 3	0- 3	5- 14			
4- 7	0- 0	0- 1	HOME	0- 0	0- 0	4- 6			
1- 14	0- 0	0- 0	AWAY	0- 3	0- 3	1- 8			
0- 0	0- 0	0- 0	NEUTRAL	0- 0	0- 0	0- 0			
2- 12	0- 0	0- 1	NON-CONFERENCE	0- 3	0- 2	2- 6			
1- 5	0- 0	0- 1	HOME	0- 0	0- 0	1- 4			
1- 7	0- 0	0- 0	AWAY	0- 3	0- 2	1- 2			
0- 0	0- 0	0- 0	NEUTRAL	0- 0	0- 0	0- 0			
3- 9	0- 0	0- 0	CONFERENCE	0- 0	0- 1	3- 8			
3- 2	0- 0	0- 0	HOME	0- 0	0- 0	3- 2			
0- 7	0- 0	0- 0	AWAY	0- 0	0- 1	0- 6			
0- 0	0- 0	0- 0	NEUTRAL	0- 0	0- 0	0- 0			

RPI S	Opponent	Score	RPI S	Opponent	Score	RPI S	Opponent	Score	RPI S	Opponent	Score	Team's RPI: 328
			34 H	Western Ky.	62 75	63 A	Alabama	56 111	128 A	Columbia	48 77	
						67 A	Yale	60 68	130 A	Florida	50 71	
						69 A	Georgia	60 76	134 A	UNC Greensboro	51 67	
									170 H	Jacksonville	83 87	
									175 A	Samford	64 72	
									175 H	Samford	54 60	
									184 H	Gardner-Webb	62 65	
									198 A	Chattanooga	52 58	
									198 H	Chattanooga	55 48	
									211 A	Furman	49 62	
									211 H	Furman	61 55	
									216 A	Kennesaw St.	64 92	
									224 H	Clemson	61 65	
									233 A	Appalachian St.	68 77	
									271 A	Wofford	49 77	
									271 H	Wofford	54 53	
									285 H	Eastern Ky.	60 61	
									291 A	ETSU	54 56	
									291 H	ETSU	66 72	
									296 H	Ga. Southern	62 52	
									339 A	Western Caro.	40 51	
									349 A	South Carolina St.	66 55	
LAST 10 Division I												
			291 A	ETSU	54 56	339 A	Western Caro.	40 51				
			198 A	Chattanooga	52 58	134 A	UNC Greensboro	51 67				
			175 H	Samford	54 60	198 H	Chattanooga	55 48				
			211 H	Furman	61 55	291 H	ETSU	66 72				
			271 H	Wofford	54 53	175 A	Samford	64 72				

Non-Div I Games: LaGrange 74 47

Mercer

■ Loss,
 ■ Non-Conf,
 ■ S Site,
 ■ H Home
 ■ A Away
 N Neutral

Average RPI Win: 277	WON-LOST	WINNING	LAST 10	STRENGTH OF	OPP. STRENGTH	TEAM	ADJ.	CONF.	ADJ CONF.
Average RPI Loss: 186	RECORD	PCT. RANK	GAMES	SCHEDULE	OF SCHEDULE	RPI	RPI	RPI	RPI
DIV. I ONLY	16- 9	85	8-2	314	337	185	185	30	30
DIV. I NON-CONF.	5- 4	140	0	240	232	173	173	30	30
TOTALS	RPI 1-25	RPI 26-50	W-L RECORDS	RPI 51-100	RPI 101-150	RPI 150+			
16- 9	0- 0	0- 0	OVERALL	0- 0	2- 5	14- 4			
9- 3	0- 0	0- 0	HOME	0- 0	1- 2	8- 1			
7- 6	0- 0	0- 0	AWAY	0- 0	1- 3	6- 3			
0- 0	0- 0	0- 0	NEUTRAL	0- 0	0- 0	0- 0			
5- 4	0- 0	0- 0	NON-CONFERENCE	0- 0	1- 2	4- 2			
3- 1	0- 0	0- 0	HOME	0- 0	0- 1	3- 0			
2- 3	0- 0	0- 0	AWAY	0- 0	1- 1	1- 2			
0- 0	0- 0	0- 0	NEUTRAL	0- 0	0- 0	0- 0			
11- 5	0- 0	0- 0	CONFERENCE	0- 0	1- 3	10- 2			
6- 2	0- 0	0- 0	HOME	0- 0	1- 1	5- 1			
5- 3	0- 0	0- 0	AWAY	0- 0	0- 2	5- 1			
0- 0	0- 0	0- 0	NEUTRAL	0- 0	0- 0	0- 0			

RPI 1-25				RPI 26-50				RPI 51-100				RPI 101+				Team's RPI: 185	
RPI	S	Opponent	Score	RPI	S	Opponent	Score	RPI	S	Opponent	Score	RPI	S	Opponent	Score		
												132	A	Robert Morris	50	72	
												132	H	Robert Morris	62	68	
												133	A	Holy Cross	42	68	
												135	H	Lehigh	68	72	
												140	A	Massachusetts	79	64	
												142	A	Mt. St. Mary's	53	62	
												142	H	Mt. St. Mary's	76	55	
												160	A	Dartmouth	52	57	
												201	A	Illinois	72	75	
												218	A	Brown	72	57	
												225	H	UMass Lowell	73	50	
												270	A	Saint Francis (PA)	71	56	
												275	H	New Hampshire	64	54	
												281	H	Wagner	55	44	
												297	H	Vermont	78	53	
												309	A	Sacred Heart	60	63	
												309	H	Sacred Heart	59	45	
												310	H	St. Francis Brooklyn	80	54	
												316	A	Fairleigh Dickinson	84	66	
												316	H	Fairleigh Dickinson	62	51	
LAST 10 Division I																	
				142	A	Mt. St. Mary's	53	62	330	A	LIU Brooklyn	66	63				
				309	H	Sacred Heart	59	45	310	H	St. Francis Brooklyn	80	54				
				324	A	Bryant	61	53	330	H	LIU Brooklyn	60	68				
				281	H	Wagner	55	44	316	H	Fairleigh Dickinson	62	51				
				316	A	Fairleigh Dickinson	84	66	270	A	Saint Francis (PA)	71	56				
												324	A	Bryant	61	53	
												324	H	Bryant	78	66	
												330	A	LIU Brooklyn	66	63	
												330	H	LIU Brooklyn	60	68	
												348	A	Central Conn. St.	65	56	

Non-Div I Games: Eastern Nazarene 82 50 Fisher 81 42

Merrimack

■ Loss,
 ■ Non-Conf,
 ■ S Site,
 ■ Home
 ■ A Away
 N Neutral

Average RPI Win:	151	WON-LOST	WINNING	LAST 10	STRENGTH OF	OPP. STRENGTH	TEAM	ADJ.	CONF.	ADJ CONF.
Average RPI Loss:	44	RECORD	PCT. RANK	GAMES	SCHEDULE	OF SCHEDULE	RPI	RPI	RPI	RPI
DIV. I ONLY	13- 14	182	3-7	15	58	101	101	5	5	
DIV. I NON-CONF.	8- 3	68	0	18	103	47	47	4	4	
TOTALS	RPI 1-25	RPI 26-50	W-L RECORDS	RPI 51-100	RPI 101-150	RPI 150+				
13- 14	0- 6	0- 4	OVERALL	3- 2	3- 2	7- 0				
11- 6	0- 5	0- 1	HOME	3- 0	3- 0	5- 0				
1- 8	0- 1	0- 3	AWAY	0- 2	0- 2	1- 0				
1- 0	0- 0	0- 0	NEUTRAL	0- 0	0- 0	1- 0				
8- 3	0- 3	0- 0	NON-CONFERENCE	1- 0	2- 0	5- 0				
7- 2	0- 2	0- 0	HOME	1- 0	2- 0	4- 0				
0- 1	0- 1	0- 0	AWAY	0- 0	0- 0	0- 0				
1- 0	0- 0	0- 0	NEUTRAL	0- 0	0- 0	1- 0				
5- 11	0- 3	0- 4	CONFERENCE	2- 2	1- 2	2- 0				
4- 4	0- 3	0- 1	HOME	2- 0	1- 0	1- 0				
1- 7	0- 0	0- 3	AWAY	0- 2	0- 2	1- 0				
0- 0	0- 0	0- 0	NEUTRAL	0- 0	0- 0	0- 0				

RPI S	Opponent	Score	RPI S	Opponent	Score	RPI S	Opponent	Score	RPI S	Opponent	Score	Team's RPI: 101
6	H Louisville	41 87	26	A Florida St.	61 79	62	H IUPUI	74 65	108	H Washington St.	74 68	
16	H Oregon St.	53 75	26	H Florida St.	62 73	65	A Georgia Tech	54 61	112	H Wake Forest	59 56	
18	H Indiana	45 58	39	A Virginia Tech	45 69	65	H Georgia Tech	54 49	115	A Notre Dame	53 76	
20	A DePaul	83 89	46	A Virginia	64 69	76	A Boston College	64 75	116	A North Carolina	58 78	
22	H NC State	48 50				98	H Syracuse	77 62	145	H North Florida	78 55	
25	H Duke	55 74							152	H Jackson St.	83 68	
									154	N N.C. A&T	68 67	
									165	H Binghamton	79 56	
									199	H Miami (OH)	80 62	
									224	A Clemson	63 48	
									224	H Clemson	68 64	
									249	H UNC Asheville	75 46	
LAST 10 Division I												
76	A Boston College	64 75	39	A Virginia Tech	45 69							
22	H NC State	48 50	65	H Georgia Tech	54 49							
224	A Clemson	63 48	26	A Florida St.	61 79							
46	A Virginia	64 69	224	H Clemson	68 64							
25	H Duke	55 74	115	A Notre Dame	53 76							

Non-Div I Games:

Miami (FL)

■ Loss,
■ Non-Conf,
■ S Site,
■ H Home
■ A Away
N Neutral

Average RPI Win:	253	WON-LOST	WINNING	LAST 10	STRENGTH OF	OPP. STRENGTH	TEAM	ADJ.	CONF.	ADJ CONF.
Average RPI Loss:	94	RECORD	PCT. RANK	GAMES	SCHEDULE	OF SCHEDULE	RPI	RPI	RPI	RPI
DIV. I ONLY	10- 16	245	3-7	170	99	199	199	10	10	
DIV. I NON-CONF.	6- 5	151	0	276	145	149	149	9	9	
TOTALS	RPI 1-25	RPI 26-50	W-L RECORDS	RPI 51-100	RPI 101-150	RPI 150+				
10- 16	0- 3	0- 1	OVERALL	0- 3	1- 6	9- 3				
5- 4	0- 1	0- 0	HOME	0- 1	1- 2	4- 0				
4- 11	0- 2	0- 1	AWAY	0- 2	0- 3	4- 3				
1- 1	0- 0	0- 0	NEUTRAL	0- 0	0- 1	1- 0				
6- 5	0- 1	0- 1	NON-CONFERENCE	0- 1	0- 2	6- 0				
2- 0	0- 0	0- 0	HOME	0- 0	0- 0	2- 0				
3- 4	0- 1	0- 1	AWAY	0- 1	0- 1	3- 0				
1- 1	0- 0	0- 0	NEUTRAL	0- 0	0- 1	1- 0				
4- 11	0- 2	0- 0	CONFERENCE	0- 2	1- 4	3- 3				
3- 4	0- 1	0- 0	HOME	0- 1	1- 2	2- 0				
1- 7	0- 1	0- 0	AWAY	0- 1	0- 2	1- 3				
0- 0	0- 0	0- 0	NEUTRAL	0- 0	0- 0	0- 0				

RPI 1-25				RPI 26-50				RPI 51-100				RPI 101+ Team's RPI: 199			
RPI	S	Opponent	Score	RPI	S	Opponent	Score	RPI	S	Opponent	Score	RPI	S	Opponent	Score
17	A	Central Mich.	70 76	36	A	Bradley	68 79	60	H	Ohio	70 84	101	A	Miami (FL)	62 80
17	H	Central Mich.	87 99					68	A	Ball St.	63 80	102	A	Kent St.	75 80
20	A	DePaul	79 98					82	A	Cincinnati	68 98	102	H	Kent St.	75 78
												103	N	Liberty	53 65
												143	A	Buffalo	72 88
												143	H	Buffalo	72 86
												148	H	Western Mich.	70 67
												155	A	Akron	62 70
												171	A	Eastern Mich.	53 80
												173	H	Toledo	92 83
												179	A	Northern Ill.	84 86
												179	H	Northern Ill.	66 64
												247	A	South Alabama	76 73
												251	A	Bowling Green	80 59
												285	A	Eastern Ky.	75 57
												289	A	Pittsburgh	80 71
												292	N	Prairie View	65 52
												321	H	Evansville	72 64
												342	H	UIC	85 35
LAST 10 Division I															
143	A	Buffalo	72 88	173	H	Toledo	92 83								
102	A	Kent St.	75 80	148	H	Western Mich.	70 67								
60	H	Ohio	70 84	251	A	Bowling Green	80 59								
179	A	Northern Ill.	84 86	68	A	Ball St.	63 80								
17	H	Central Mich.	87 99	155	A	Akron	62 70								

Non-Div I Games: Tiffin 83 51

Miami (OH)

■ Loss,
 ■ Non-Conf, S Site,
 ■ Home
 ■ Away
 N Neutral

Michigan

Through Games Of Feb. 26, 2020

Average RPI Win:	131	WON-LOST	WINNING	LAST 10	STRENGTH OF	OPP. STRENGTH	TEAM	ADJ.	CONF.	ADJ CONF.
Average RPI Loss:	35	RECORD	PCT. RANK	GAMES	SCHEDULE	OF SCHEDULE	RPI	RPI	RPI	RPI
DIV. I ONLY	18- 9	70	6-4	17	32	32	32	2	2	
DIV. I NON-CONF.	9- 2	37	0	99	137	51	51	1	1	
TOTALS	RPI 1-25	RPI 26-50	W-L RECORDS	RPI 51-100	RPI 101-150	RPI 150+				
18- 9	1- 5	3- 2	OVERALL	4- 1	3- 1	7- 0				
12- 3	1- 2	3- 0	HOME	2- 0	1- 1	5- 0				
5- 5	0- 3	0- 1	AWAY	2- 1	1- 0	2- 0				
1- 1	0- 0	0- 1	NEUTRAL	0- 0	1- 0	0- 0				
9- 2	0- 0	1- 1	NON-CONFERENCE	1- 0	2- 1	5- 0				
6- 1	0- 0	1- 0	HOME	1- 0	1- 1	3- 0				
2- 0	0- 0	0- 0	AWAY	0- 0	0- 0	2- 0				
1- 1	0- 0	0- 1	NEUTRAL	0- 0	1- 0	0- 0				
9- 7	1- 5	2- 1	CONFERENCE	3- 1	1- 0	2- 0				
6- 2	1- 2	2- 0	HOME	1- 0	0- 0	2- 0				
3- 5	0- 3	0- 1	AWAY	2- 1	1- 0	0- 0				
0- 0	0- 0	0- 0	NEUTRAL	0- 0	0- 0	0- 0				

RPI 1-25				RPI 26-50				Team's RPI: 32				RPI 51-100				RPI 101+			
RPI	S	Opponent	Score	RPI	S	Opponent	Score	RPI	S	Opponent	Score	RPI	S	Opponent	Score	RPI	S	Opponent	Score
3	A	Maryland	55 70	26	N	Florida St.	69 79	85	A	Michigan St.	65 57	102	N	Kent St.	88 53				
3	H	Maryland	49 77	36	H	Bradley	77 57	85	H	Michigan St.	89 69	115	H	Notre Dame	72 76				
7	A	Northwestern	73 81	40	H	Purdue	66 63	86	A	Minnesota	77 52	139	A	Wisconsin	68 56				
7	H	Northwestern	60 66	45	A	Rutgers	41 62	87	A	Nebraska	71 74	148	H	Western Mich.	76 55				
11	H	Iowa	78 63	45	H	Rutgers	71 57	98	H	Syracuse	84 76	155	A	Akron	80 71				
23	A	Ohio St.	69 78									171	A	Eastern Mich.	57 38				
												201	H	Illinois	80 59				
												206	H	Penn St.	82 48				
												233	H	Appalachian St.	62 35				
												241	H	Morgan St.	80 48				
												278	H	Oakland	79 64				
				LAST 10 Division I															
				85	A	Michigan St.	65 57	40	H	Purdue	66 63								
				201	H	Illinois	80 59	11	H	Iowa	78 63								
				45	A	Rutgers	41 62	7	A	Northwestern	73 81								
				7	H	Northwestern	60 66	45	H	Rutgers	71 57								
				86	A	Minnesota	77 52	87	A	Nebraska	71 74								

Non-Div I Games:

Michigan

■ Loss,
 ■ Non-Conf,
 ■ S Site,
 ■ H Home
 ■ A Away
 N Neutral

Average RPI Win:	152	WON-LOST	WINNING	LAST 10	STRENGTH OF	OPP. STRENGTH	TEAM	ADJ.	CONF.	ADJ CONF.
Average RPI Loss:	44	RECORD	PCT. RANK	GAMES	SCHEDULE	OF SCHEDULE	RPI	RPI	RPI	RPI
DIV. I ONLY	15- 13	165	4-6	50	8	85	85	2	2	
DIV. I NON-CONF.	7- 4	100	0	266	54	161	161	1	1	
TOTALS	RPI 1-25	RPI 26-50	W-L RECORDS	RPI 51-100	RPI 101-150	RPI 150+				
15- 13	1- 5	3- 5	OVERALL	3- 2	2- 0	6- 1				
10- 3	1- 1	1- 2	HOME	2- 0	1- 0	5- 0				
4- 7	0- 4	2- 2	AWAY	0- 0	1- 0	1- 1				
1- 3	0- 0	0- 1	NEUTRAL	1- 2	0- 0	0- 0				
7- 4	0- 0	0- 2	NON-CONFERENCE	1- 2	1- 0	5- 0				
5- 0	0- 0	0- 0	HOME	0- 0	0- 0	5- 0				
1- 1	0- 0	0- 1	AWAY	0- 0	1- 0	0- 0				
1- 3	0- 0	0- 1	NEUTRAL	1- 2	0- 0	0- 0				
8- 9	1- 5	3- 3	CONFERENCE	2- 0	1- 0	1- 1				
5- 3	1- 1	1- 2	HOME	2- 0	1- 0	0- 0				
3- 6	0- 4	2- 1	AWAY	0- 0	0- 0	1- 1				
0- 0	0- 0	0- 0	NEUTRAL	0- 0	0- 0	0- 0				

RPI 1-25				RPI 26-50				RPI 51-100				Team's RPI: 85	RPI 101+			
RPI	S	Opponent	Score	RPI	S	Opponent	Score	RPI	S	Opponent	Score		RPI	S	Opponent	Score
3	A	Maryland	53 94	26	A	Florida St.	68 78	59	N	West Virginia	57 63		115	A	Notre Dame	72 69
7	A	Northwestern	55 85	30	N	LSU	56 58	86	H	Minnesota	66 54		139	H	Wisconsin	69 52
7	H	Northwestern	48 76	32	A	Michigan	69 89	87	H	Nebraska	78 70		171	H	Eastern Mich.	85 50
11	A	Iowa	57 74	32	H	Michigan	57 65	93	N	Kansas St.	65 60		201	A	Illinois	72 58
18	A	Indiana	67 79	40	A	Purdue	65 63	98	N	Syracuse	63 77		206	A	Penn St.	73 86
23	H	Ohio St.	68 65	40	H	Purdue	66 76						277	H	Morehead St.	93 48
				45	A	Rutgers	66 55						278	H	Oakland	76 56
				45	H	Rutgers	57 53						333	H	Detroit Mercy	110 52
													345	H	Hartford	79 34
LAST 10 Division I																
201	A	Illinois	72 58	7	A	Northwestern	55 85									
32	H	Michigan	57 65	3	A	Maryland	53 94									
40	A	Purdue	65 63	40	H	Purdue	66 76									
86	H	Minnesota	66 54	11	A	Iowa	57 74									
45	H	Rutgers	57 53	7	H	Northwestern	48 76									

Non-Div I Games:

Michigan St.

■ Loss,
 ■ Non-Conf,
 ■ S Site,
 ■ H Home
 ■ A Away
 N Neutral

Average RPI Win: 257	WON-LOST	WINNING	LAST 10	STRENGTH OF	OPP. STRENGTH	TEAM	ADJ.	CONF.	ADJ CONF.
Average RPI Loss: 136	RECORD	PCT. RANK	GAMES	SCHEDULE	OF SCHEDULE	RPI	RPI	RPI	RPI
DIV. I ONLY	11- 15	219	6-4	231	194	236	236	22	22
DIV. I NON-CONF.	2- 8	295	0	180	60	302	302	20	20
TOTALS	RPI 1-25	RPI 26-50	W-L RECORDS	RPI 51-100	RPI 101-150	RPI 150+			
11- 15	0- 1	0- 2	OVERALL	0- 3	1- 3	10- 6			
7- 5	0- 0	0- 1	HOME	0- 1	1- 0	6- 3			
4- 10	0- 1	0- 1	AWAY	0- 2	0- 3	4- 3			
0- 0	0- 0	0- 0	NEUTRAL	0- 0	0- 0	0- 0			
2- 8	0- 1	0- 2	NON-CONFERENCE	0- 1	0- 2	2- 2			
2- 3	0- 0	0- 1	HOME	0- 0	0- 0	2- 2			
0- 5	0- 1	0- 1	AWAY	0- 1	0- 2	0- 0			
0- 0	0- 0	0- 0	NEUTRAL	0- 0	0- 0	0- 0			
9- 7	0- 0	0- 0	CONFERENCE	0- 2	1- 1	8- 4			
5- 2	0- 0	0- 0	HOME	0- 1	1- 0	4- 1			
4- 5	0- 0	0- 0	AWAY	0- 1	0- 1	4- 3			
0- 0	0- 0	0- 0	NEUTRAL	0- 0	0- 0	0- 0			

RPI 1-25				RPI 26-50				RPI 51-100				RPI 101+ Team's RPI: 236			
RPI	S	Opponent	Score	RPI	S	Opponent	Score	RPI	S	Opponent	Score	RPI	S	Opponent	Score
20	A	DePaul	65 94	35	H	Marquette	56 78	62	A	IUPUI	53 60	128	A	Columbia	46 74
				40	A	Purdue	55 68	62	H	IUPUI	52 75	129	A	Green Bay	48 61
								86	A	Minnesota	61 77	129	H	Green Bay	65 60
												139	A	Wisconsin	40 71
												153	A	Wright St.	77 67
												153	H	Wright St.	60 58
												179	H	Northern Ill.	78 65
												186	A	Northern Ky.	37 61
												186	H	Northern Ky.	49 61
												200	A	Cleveland St.	49 58
												237	H	North Dakota	58 66
												251	H	Bowling Green	51 63
												253	A	Youngstown St.	74 62
												278	A	Oakland	62 78
												278	H	Oakland	74 67
												333	A	Detroit Mercy	63 48
												333	H	Detroit Mercy	76 51
												337	H	Ark.-Pine Bluff	69 55
												342	A	UIC	66 60
												342	H	UIC	71 55
LAST 10 Division I															
342	A	UIC	66 60	153	A	Wright St.	77 67								
62	A	IUPUI	53 60	186	A	Northern Ky.	37 61								
333	H	Detroit Mercy	76 51	253	A	Youngstown St.	74 62								
278	H	Oakland	74 67	200	A	Cleveland St.	49 58								
129	H	Green Bay	65 60	62	H	IUPUI	52 75								

Non-Div I Games: Wis.-Parkside 84 77

Milwaukee

■ Loss,
 ■ Non-Conf, S Site,
 ■ Home
 ■ Away
 N Neutral

Average RPI Win:	148	WON-LOST	WINNING	LAST 10	STRENGTH OF	OPP. STRENGTH	TEAM	ADJ.	CONF.	ADJ CONF.
Average RPI Loss:	55	RECORD	PCT. RANK	GAMES	SCHEDULE	OF SCHEDULE	RPI	RPI	RPI	RPI
DIV. I ONLY	15- 12	148	4-6	43	23	86	86	2	2	
DIV. I NON-CONF.	10- 1	20	0	91	150	27	27	1	1	
TOTALS	RPI 1-25	RPI 26-50	W-L RECORDS	RPI 51-100	RPI 101-150	RPI 150+				
15- 12	0- 7	3- 1	OVERALL	2- 2	4- 1	6- 1				
9- 7	0- 5	2- 1	HOME	2- 0	1- 1	4- 0				
6- 5	0- 2	1- 0	AWAY	0- 2	3- 0	2- 1				
0- 0	0- 0	0- 0	NEUTRAL	0- 0	0- 0	0- 0				
10- 1	0- 1	1- 0	NON-CONFERENCE	1- 0	3- 0	5- 0				
7- 1	0- 1	1- 0	HOME	1- 0	1- 0	4- 0				
3- 0	0- 0	0- 0	AWAY	0- 0	2- 0	1- 0				
0- 0	0- 0	0- 0	NEUTRAL	0- 0	0- 0	0- 0				
5- 11	0- 6	2- 1	CONFERENCE	1- 2	1- 1	1- 1				
2- 6	0- 4	1- 1	HOME	1- 0	0- 1	0- 0				
3- 5	0- 2	1- 0	AWAY	0- 2	1- 0	1- 1				
0- 0	0- 0	0- 0	NEUTRAL	0- 0	0- 0	0- 0				

RPI 1-25				RPI 26-50				RPI 51-100				Team's RPI: 86	RPI 101+			
RPI	S	Opponent	Score	RPI	S	Opponent	Score	RPI	S	Opponent	Score		RPI	S	Opponent	Score
7	H	Northwestern	54 56	28	H	Arizona St.	80 66	80	H	Montana St.	71 60		115	A	Notre Dame	75 67
10	H	Missouri St.	69 77	32	H	Michigan	52 77	85	A	Michigan St.	54 66		135	H	Lehigh	77 49
11	H	Iowa	75 76	40	A	Purdue	72 59	87	A	Nebraska	58 72		138	A	George Washington	83 50
18	A	Indiana	52 65	45	H	Rutgers	73 71	87	H	Nebraska	67 61		139	A	Wisconsin	73 64
18	H	Indiana	69 75										139	H	Wisconsin	62 72
23	A	Ohio St.	76 99										159	H	UC Davis	76 67
23	H	Ohio St.	63 66										189	A	American	70 53
													201	A	Illinois	71 74
													206	A	Penn St.	81 74
													236	H	Milwaukee	77 61
													297	H	Vermont	90 58
													324	H	Bryant	101 56
LAST 10 Division I																
18	H	Indiana	69 75	45	H	Rutgers	73 71									
85	A	Michigan St.	54 66	87	H	Nebraska	67 61									
23	A	Ohio St.	76 99	18	A	Indiana	52 65									
32	H	Michigan	52 77	139	H	Wisconsin	62 72									
139	A	Wisconsin	73 64	40	A	Purdue	72 59									

Non-Div I Games:

Minnesota

■ Loss,
 ■ Non-Conf, S Site,
 ■ Home
 ■ Away
 N Neutral

Mississippi St.

Through Games Of Feb. 26, 2020

Average RPI Win:	119	WON-LOST	WINNING	LAST 10	STRENGTH OF	OPP. STRENGTH	TEAM	ADJ.	CONF.	ADJ CONF.
Average RPI Loss:	31	RECORD	PCT. RANK	GAMES	SCHEDULE	OF SCHEDULE	RPI	RPI	RPI	RPI
DIV. I ONLY	23- 5	25	7-3	23	25	15	15	4	4	
DIV. I NON-CONF.	12- 2	28	0	32	68	12	12	5	5	
TOTALS	RPI 1-25	RPI 26-50	W-L RECORDS	RPI 51-100	RPI 101-150	RPI 150+				
23- 5	1- 3	5- 0	OVERALL	4- 2	6- 0	7- 0				
11- 2	1- 0	3- 0	HOME	1- 2	2- 0	4- 0				
8- 2	0- 2	1- 0	AWAY	2- 0	3- 0	2- 0				
4- 1	0- 1	1- 0	NEUTRAL	1- 0	1- 0	1- 0				
12- 2	0- 1	4- 0	NON-CONFERENCE	1- 1	1- 0	6- 0				
5- 1	0- 0	2- 0	HOME	0- 1	0- 0	3- 0				
3- 0	0- 0	1- 0	AWAY	0- 0	0- 0	2- 0				
4- 1	0- 1	1- 0	NEUTRAL	1- 0	1- 0	1- 0				
11- 3	1- 2	1- 0	CONFERENCE	3- 1	5- 0	1- 0				
6- 1	1- 0	1- 0	HOME	1- 1	2- 0	1- 0				
5- 2	0- 2	0- 0	AWAY	2- 0	3- 0	0- 0				
0- 0	0- 0	0- 0	NEUTRAL	0- 0	0- 0	0- 0				

RPI 1-25				RPI 26-50				RPI 51-100				RPI 101+			
RPI	S	Opponent	Score	RPI	S	Opponent	Score	RPI	S	Opponent	Score	RPI	S	Opponent	Score
2	A	South Carolina	79 81	30	H	LSU	64 60	54	A	Tennessee	72 55	111	A	Auburn	92 85
8	N	Stanford	62 67	35	A	Marquette	74 68	59	H	West Virginia	65 71	111	H	Auburn	78 73
14	H	Texas A&M	69 57	46	N	Virginia	72 59	63	H	Alabama	64 66	120	A	Vanderbilt	68 52
21	A	Kentucky	62 73	49	H	Troy	122 82	69	A	Georgia	73 66	129	N	Green Bay	83 58
				50	H	UT Martin	82 46	69	H	Georgia	67 53	130	H	Florida	93 47
								71	N	South Fla.	86 61	147	A	Missouri	79 64
												152	A	Jackson St.	92 53
												195	H	Little Rock	89 50
												204	H	Southern Miss.	91 58
												208	A	Louisiana	64 48
												229	H	Murray St.	124 43
												231	N	San Francisco	73 38
												290	H	Ole Miss	80 39
LAST 10 Division I															
63	H	Alabama	64 66	69	H	Georgia	67 53								
111	A	Auburn	92 85	111	H	Auburn	78 73								
21	A	Kentucky	62 73	290	H	Ole Miss	80 39								
14	H	Texas A&M	69 57	120	A	Vanderbilt	68 52								
54	A	Tennessee	72 55	2	A	South Carolina	79 81								

Non-Div I Games:

Mississippi St.

■ Loss,
 ■ Non-Conf,
 ■ S Site,
 ■ H Home
 ■ A Away
 N Neutral

Mississippi Valley				Through Games of Feb. 10, 1910						
Average RPI Win:	344	WON-LOST	WINNING	LAST 10	STRENGTH OF	OPP. STRENGTH	TEAM	ADJ.	CONF.	ADJ CONF.
Average RPI Loss:	252	RECORD	PCT. RANK	GAMES	SCHEDULE	OF SCHEDULE	RPI	RPI	RPI	RPI
DIV. I ONLY	2- 24	348	1-9	350	351	351	351	351	32	32
DIV. I NON-CONF.	1- 10	329	0	338	342	350	350	31	31	

TOTALS	RPI 1-25		RPI 26-50		W-L RECORDS		RPI 51-100		RPI 101-150	
2- 24	0- 0		0- 0		OVERALL		0- 0		0- 2	
2- 10	0- 0		0- 0		HOME		0- 0		0- 1	
0- 13	0- 0		0- 0		AWAY		0- 0		0- 1	
0- 1	0- 0		0- 0		NEUTRAL		0- 0		0- 0	
1- 10	0- 0		0- 0		NON-CONFERENCE		0- 0		0- 0	
1- 2	0- 0		0- 0		HOME		0- 0		0- 0	
0- 7	0- 0		0- 0		AWAY		0- 0		0- 0	
0- 1	0- 0		0- 0		NEUTRAL		0- 0		0- 0	
1- 14	0- 0		0- 0		CONFERENCE		0- 0		0- 2	
1- 8	0- 0		0- 0		HOME		0- 0		0- 1	
0- 6	0- 0		0- 0		AWAY		0- 0		0- 1	
0- 0	0- 0		0- 0		NEUTRAL		0- 0		0- 0	

[illegible]

Non-Div I Games:

Mississippi Val.

Loss, Non-Conf, S Site, H Home A Away N Neutral

Average RPI Win:	178	WON-LOST	WINNING	LAST 10	STRENGTH OF	OPP. STRENGTH	TEAM	ADJ.	CONF.	ADJ CONF.
Average RPI Loss:	75	RECORD	PCT. RANK	GAMES	SCHEDULE	OF SCHEDULE	RPI	RPI	RPI	RPI
DIV. I ONLY	8- 19	290	4-6	12	69	147	147	4	4	
DIV. I NON-CONF.	3- 10	282	0	38	128	231	231	5	5	
TOTALS	RPI 1-25	RPI 26-50	W-L RECORDS	RPI 51-100	RPI 101-150	RPI 150+				
8- 19	0- 6	1- 4	OVERALL	2- 3	1- 3	4- 3				
5- 9	0- 4	1- 1	HOME	1- 2	0- 1	3- 1				
3- 8	0- 2	0- 3	AWAY	1- 1	1- 1	1- 1				
0- 2	0- 0	0- 0	NEUTRAL	0- 0	0- 1	0- 1				
3- 10	0- 2	0- 1	NON-CONFERENCE	1- 2	0- 2	2- 3				
3- 4	0- 1	0- 0	HOME	1- 2	0- 0	2- 1				
0- 4	0- 1	0- 1	AWAY	0- 0	0- 1	0- 1				
0- 2	0- 0	0- 0	NEUTRAL	0- 0	0- 1	0- 1				
5- 9	0- 4	1- 3	CONFERENCE	1- 1	1- 1	2- 0				
2- 5	0- 3	1- 1	HOME	0- 0	0- 1	1- 0				
3- 4	0- 1	0- 2	AWAY	1- 1	1- 0	1- 0				
0- 0	0- 0	0- 0	NEUTRAL	0- 0	0- 0	0- 0				

RPI	S	Opponent	Score	RPI	S	Opponent	Score	RPI	S	Opponent	Score	RPI	S	Opponent	Score	Team's RPI: 147
2	H	South Carolina	45 78	30	A	LSU	58 66	54	A	Tennessee	66 77	116	N	North Carolina	69 82	
9	H	Princeton	33 68	30	H	LSU	69 65	69	A	Georgia	73 65	120	A	Vanderbilt	78 66	
10	A	Missouri St.	72 79	33	A	South Dakota	56 72	78	H	UNI	73 78	129	A	Green Bay	64 72	
14	A	Texas A&M	53 72	37	A	Arkansas	73 90	87	H	Nebraska	85 90	130	H	Florida	67 75	
15	H	Mississippi St.	64 79	37	H	Arkansas	81 85	88	H	Saint Louis	83 58	194	H	Western Ill.	97 89	
21	H	Kentucky	47 62									201	H	Illinois	51 58	
												209	A	UMKC	56 59	
												219	N	New Mexico	68 71	
												290	A	Ole Miss	71 57	
												290	H	Ole Miss	82 67	
												340	H	SIUE	68 51	
LAST 10 Division I																
290	H	Ole Miss	82 67	37	H	Arkansas	81 85									
120	A	Vanderbilt	78 66	21	H	Kentucky	47 62									
130	H	Florida	67 75	14	A	Texas A&M	53 72									
30	A	LSU	58 66	290	A	Ole Miss	71 57									
69	A	Georgia	73 65	2	H	South Carolina	45 78									

Non-Div I Games:

Missouri

■ Loss,
■ Non-Conf,
■ S Site,
■ H Home
■ A Away
N Neutral

Average RPI Win:	137	WON-LOST	WINNING	LAST 10	STRENGTH OF	OPP. STRENGTH	TEAM	ADJ.	CONF.	ADJ CONF.
Average RPI Loss:	43	RECORD	PCT. RANK	GAMES	SCHEDULE	OF SCHEDULE	RPI	RPI	RPI	RPI
DIV. I ONLY	22- 3	12	9-1	51	72	10	10	8	8	
DIV. I NON-CONF.	9- 2	37	0	17	13	4	4	7	7	
TOTALS	RPI 1-25	RPI 26-50	W-L RECORDS	RPI 51-100	RPI 101-150	RPI 150+				
22- 3	0- 2	4- 0	OVERALL	8- 1	3- 0	7- 0				
12- 0	0- 0	2- 0	HOME	4- 0	1- 0	5- 0				
10- 3	0- 2	2- 0	AWAY	4- 1	2- 0	2- 0				
0- 0	0- 0	0- 0	NEUTRAL	0- 0	0- 0	0- 0				
9- 2	0- 2	1- 0	NON-CONFERENCE	4- 0	1- 0	3- 0				
5- 0	0- 0	0- 0	HOME	1- 0	1- 0	3- 0				
4- 2	0- 2	1- 0	AWAY	3- 0	0- 0	0- 0				
0- 0	0- 0	0- 0	NEUTRAL	0- 0	0- 0	0- 0				
13- 1	0- 0	3- 0	CONFERENCE	4- 1	2- 0	4- 0				
7- 0	0- 0	2- 0	HOME	3- 0	0- 0	2- 0				
6- 1	0- 0	1- 0	AWAY	1- 1	2- 0	2- 0				
0- 0	0- 0	0- 0	NEUTRAL	0- 0	0- 0	0- 0				

RPI 1-25				RPI 26-50				RPI 51-100				RPI 101+			
RPI	S	Opponent	Score	RPI	S	Opponent	Score	RPI	S	Opponent	Score	RPI	S	Opponent	Score
13	A	Gonzaga	52 64	29	A	Drake	89 83	66	A	Oklahoma	96 90	147	H	Missouri	79 72
16	A	Oregon St.	69 80	29	H	Drake	69 67	78	A	UNI	66 55	149	A	Loyola Chicago	74 72
				33	A	South Dakota	74 66	78	H	UNI	80 66	150	A	Valparaiso	81 68
				36	H	Bradley	90 56	84	H	Illinois St.	87 74	163	H	Wichita St.	68 55
								86	A	Minnesota	77 69	203	H	Santa Clara	71 64
								91	H	A&M-Corpus Christi	79 51	209	H	UMKC	83 58
								99	A	Southern Ill.	68 70	268	A	Indiana St.	76 55
								99	H	Southern Ill.	88 57	268	H	Indiana St.	82 58
								100	A	Boise St.	72 69	321	A	Evansville	81 55
												321	H	Evansville	76 62
LAST 10 Division I															
				268	H	Indiana St.	82 58	84	H	Illinois St.	87 74				
				321	H	Evansville	76 62	36	H	Bradley	90 56				
				99	H	Southern Ill.	88 57	321	A	Evansville	81 55				
				29	A	Drake	89 83	268	A	Indiana St.	76 55				
				78	A	UNI	66 55	99	A	Southern Ill.	68 70				

Non-Div I Games: William Jewell 111 39

Missouri St.

Average RPI Win:	271	WON-LOST	WINNING	LAST 10	STRENGTH OF	OPP. STRENGTH	TEAM	ADJ.	CONF.	ADJ CONF.
Average RPI Loss:	179	RECORD	PCT. RANK	GAMES	SCHEDULE	OF SCHEDULE	RPI	RPI	RPI	RPI
DIV. I ONLY	7- 19	300	2-8	243	263	298	298	24	24	
DIV. I NON-CONF.	3- 6	235	0	120	199	184	184	25	25	
TOTALS	RPI 1-25	RPI 26-50	W-L RECORDS	RPI 51-100	RPI 101-150	RPI 150+				
7- 19	0- 2	0- 0	OVERALL	0- 4	0- 1	7- 12				
3- 7	0- 0	0- 0	HOME	0- 1	0- 0	3- 6				
3- 12	0- 2	0- 0	AWAY	0- 3	0- 1	3- 6				
1- 0	0- 0	0- 0	NEUTRAL	0- 0	0- 0	1- 0				
3- 6	0- 2	0- 0	NON-CONFERENCE	0- 1	0- 1	3- 2				
1- 1	0- 0	0- 0	HOME	0- 0	0- 0	1- 1				
1- 5	0- 2	0- 0	AWAY	0- 1	0- 1	1- 1				
1- 0	0- 0	0- 0	NEUTRAL	0- 0	0- 0	1- 0				
4- 13	0- 0	0- 0	CONFERENCE	0- 3	0- 0	4- 10				
2- 6	0- 0	0- 0	HOME	0- 1	0- 0	2- 5				
2- 7	0- 0	0- 0	AWAY	0- 2	0- 0	2- 5				
0- 0	0- 0	0- 0	NEUTRAL	0- 0	0- 0	0- 0				

RPI 1-25				RPI 26-50				RPI 51-100				RPI 101+ Team's RPI: 298			
RPI	S	Opponent	Score	RPI	S	Opponent	Score	RPI	S	Opponent	Score	RPI	S	Opponent	Score
9	A	Princeton	40 52					52	A	Bucknell	37 71	114	A	San Diego	49 57
24	A	Arizona	34 86					58	A	Marist	66 76	167	H	Lafayette	52 44
								58	H	Marist	53 74	168	H	Providence	52 68
								92	A	Rider	25 48	187	A	Quinnipiac	53 60
												187	H	Quinnipiac	45 52
												207	H	Manhattan	62 60
												220	A	Iona	56 50
												220	H	Iona	33 36
												227	A	Fairfield	38 49
												227	H	Fairfield	39 40
												264	A	Loyola Maryland	48 64
												279	A	Siena	39 51
												284	A	Niagara	61 62
												284	H	Niagara	70 73
												322	A	Albany (NY)	53 41
												323	A	Saint Peter's	81 67
												323	H	Saint Peter's	59 57
												336	N	Purdue Fort Wayne	60 46
												338	A	Canisius	53 54
												338	H	Canisius	62 71
LAST 10 Division I															
338	A	Canisius	53 54	187	H	Quinnipiac	45 52								
284	A	Niagara	61 62	92	A	Rider	25 48								
227	H	Fairfield	39 40	58	H	Marist	53 74								
220	A	Iona	56 50	279	A	Siena	39 51								
323	H	Saint Peter's	59 57	284	H	Niagara	70 73								

Non-Div I Games:

Monmouth

Montana

Through Games Of Feb. 26, 2020

Average RPI Win: 248	WON-LOST	WINNING	LAST 10	STRENGTH OF	OPP. STRENGTH	TEAM	ADJ.	CONF.	ADJ CONF.
Average RPI Loss: 126	RECORD	PCT. RANK	GAMES	SCHEDULE	OF SCHEDULE	RPI	RPI	RPI	RPI
DIV. I ONLY	12- 11	166	5-5	162	239	164	164	18	18
DIV. I NON-CONF.	3- 4	201	0	10	312	100	100	17	17
TOTALS	RPI 1-25	RPI 26-50	W-L RECORDS	RPI 51-100	RPI 101-150	RPI 150+			
12- 11	0- 1	0- 1	OVERALL	0- 3	1- 1	11- 5			
6- 5	0- 1	0- 0	HOME	0- 2	1- 0	5- 2			
6- 5	0- 0	0- 1	AWAY	0- 1	0- 1	6- 2			
0- 1	0- 0	0- 0	NEUTRAL	0- 0	0- 0	0- 1			
3- 4	0- 1	0- 1	NON-CONFERENCE	0- 1	0- 0	3- 1			
1- 2	0- 1	0- 0	HOME	0- 1	0- 0	1- 0			
2- 1	0- 0	0- 1	AWAY	0- 0	0- 0	2- 0			
0- 1	0- 0	0- 0	NEUTRAL	0- 0	0- 0	0- 1			
9- 7	0- 0	0- 0	CONFERENCE	0- 2	1- 1	8- 4			
5- 3	0- 0	0- 0	HOME	0- 1	1- 0	4- 2			
4- 4	0- 0	0- 0	AWAY	0- 1	0- 1	4- 2			
0- 0	0- 0	0- 0	NEUTRAL	0- 0	0- 0	0- 0			

RPI 1-25			RPI 26-50			RPI 51-100			RPI 101+ Team's RPI: 164		
RPI	S	Opponent	Score	RPI	S	Opponent	Score	RPI	S	Opponent	Score
24	H	Arizona	42 77	33	A	South Dakota	64 96	70	H	Fresno St.	63 76
								80	A	Montana St.	78 92
								80	H	Montana St.	61 66
								124	A	Idaho	51 52
								124	H	Idaho	69 60
								161	A	Northern Ariz.	79 71
								169	A	Idaho St.	59 72
								169	H	Idaho St.	53 67
								177	H	Southern Utah	81 74
								203	N	Santa Clara	58 68
								215	A	Portland St.	65 78
								215	H	Portland St.	62 55
								223	H	Northern Colo.	58 67
								226	H	Grand Canyon	72 67
								228	A	Cal St. Fullerton	71 69
								300	A	Utah Valley	63 52
								301	A	Eastern Wash.	77 56
								301	H	Eastern Wash.	92 54
								306	A	Sacramento St.	64 60
								320	A	Weber St.	78 46
								320	H	Weber St.	85 57
LAST 10 Division I											
80	A	Montana St.	78 92	80	H	Montana St.	61 66				
169	A	Idaho St.	59 72	215	H	Portland St.	62 55				
320	A	Weber St.	78 46	320	H	Weber St.	85 57				
124	H	Idaho	69 60	169	H	Idaho St.	53 67				
301	A	Eastern Wash.	77 56	124	A	Idaho	51 52				

Non-Div I Games: Mont. St.-Northern 98 45 Mont. St. Billings 70 53

Montana

Loss, Non-Conf, S Site, H Home A Away N Neutral

Average RPI Win:	223	WON-LOST	WINNING	LAST 10	STRENGTH OF	OPP. STRENGTH	TEAM	ADJ.	CONF.	ADJ CONF.
Average RPI Loss:	80	RECORD	PCT. RANK	GAMES	SCHEDULE	OF SCHEDULE	RPI	RPI	RPI	RPI
DIV. I ONLY	17- 6	46	10-0	160	179	80	80	18	18	
DIV. I NON-CONF.	2- 5	259	0	12	78	129	129	17	17	
TOTALS	RPI 1-25	RPI 26-50	W-L RECORDS	RPI 51-100	RPI 101-150	RPI 150+				
17- 6	0- 2	0- 0	OVERALL	0- 2	1- 1	16- 1				
8- 2	0- 1	0- 0	HOME	0- 0	0- 1	8- 0				
9- 2	0- 0	0- 0	AWAY	0- 2	1- 0	8- 0				
0- 2	0- 1	0- 0	NEUTRAL	0- 0	0- 0	0- 1				
2- 5	0- 2	0- 0	NON-CONFERENCE	0- 2	0- 0	2- 1				
1- 1	0- 1	0- 0	HOME	0- 0	0- 0	1- 0				
1- 2	0- 0	0- 0	AWAY	0- 2	0- 0	1- 0				
0- 2	0- 1	0- 0	NEUTRAL	0- 0	0- 0	0- 1				
15- 1	0- 0	0- 0	CONFERENCE	0- 0	1- 1	14- 0				
7- 1	0- 0	0- 0	HOME	0- 0	0- 1	7- 0				
8- 0	0- 0	0- 0	AWAY	0- 0	1- 0	7- 0				
0- 0	0- 0	0- 0	NEUTRAL	0- 0	0- 0	0- 0				

RPI 1-25				RPI 26-50				RPI 51-100 Team's RPI: 80				RPI 101+			
RPI	S	Opponent	Score	RPI	S	Opponent	Score	RPI	S	Opponent	Score	RPI	S	Opponent	Score
13	H	Gonzaga	55 70					77	A	South Dakota St.	50 60	124	A	Idaho	62 56
14	N	Texas A&M	67 78					86	A	Minnesota	60 71	124	H	Idaho	68 69
												159	H	UC Davis	77 65
												161	A	Northern Ariz.	72 64
												163	N	Wichita St.	64 66
												164	A	Montana	66 61
												164	H	Montana	92 78
												169	A	Idaho St.	74 55
												169	H	Idaho St.	67 59
												177	H	Southern Utah	91 65
												215	A	Portland St.	73 62
												215	H	Portland St.	98 67
												223	H	Northern Colo.	91 58
												301	A	Eastern Wash.	89 85
												301	H	Eastern Wash.	79 47
												303	A	Seattle U	73 65
												306	A	Sacramento St.	85 48
												320	A	Weber St.	102 67
												320	H	Weber St.	81 52
LAST 10 Division I															
164	H	Montana	92 78	124	A	Idaho	62 56								
215	H	Portland St.	98 67	164	A	Montana	66 61								
320	A	Weber St.	102 67	169	H	Idaho St.	67 59								
169	A	Idaho St.	74 55	320	H	Weber St.	81 52								
301	H	Eastern Wash.	79 47	301	A	Eastern Wash.	89 85								

Non-Div I Games: Carroll (MT) 67 33 Mont. St.-Northern 93 34

Montana St.

Average RPI Win:	291	WON-LOST	WINNING	LAST 10	STRENGTH OF	OPP. STRENGTH	TEAM	ADJ.	CONF.	ADJ CONF.
Average RPI Loss:	143	RECORD	PCT. RANK	GAMES	SCHEDULE	OF SCHEDULE	RPI	RPI	RPI	RPI
DIV. I ONLY	8- 18	285	3-7	172	244	277	277	20	20	
DIV. I NON-CONF.	2- 8	295	0	55	162	247	247	23	23	
TOTALS	RPI 1-25	RPI 26-50	W-L RECORDS	RPI 51-100	RPI 101-150	RPI 150+				
8- 18	0- 2	0- 1	OVERALL	0- 4	0- 2	8- 9				
5- 8	0- 0	0- 1	HOME	0- 1	0- 1	5- 5				
3- 10	0- 2	0- 0	AWAY	0- 3	0- 1	3- 4				
0- 0	0- 0	0- 0	NEUTRAL	0- 0	0- 0	0- 0				
2- 8	0- 2	0- 0	NON-CONFERENCE	0- 2	0- 1	2- 3				
2- 2	0- 0	0- 0	HOME	0- 0	0- 0	2- 2				
0- 6	0- 2	0- 0	AWAY	0- 2	0- 1	0- 1				
0- 0	0- 0	0- 0	NEUTRAL	0- 0	0- 0	0- 0				
6- 10	0- 0	0- 1	CONFERENCE	0- 2	0- 1	6- 6				
3- 6	0- 0	0- 1	HOME	0- 1	0- 1	3- 3				
3- 4	0- 0	0- 0	AWAY	0- 1	0- 0	3- 3				
0- 0	0- 0	0- 0	NEUTRAL	0- 0	0- 0	0- 0				

RPI 1-25				RPI 26-50				RPI 51-100				RPI 101+ Team's RPI: 277			
RPI	S	Opponent	Score	RPI	S	Opponent	Score	RPI	S	Opponent	Score	RPI	S	Opponent	Score
4	A	Baylor	47 94	50	H	UT Martin	64 82	53	A	Dayton	41 58	119	H	Southeast Mo. St.	61 67
21	A	Kentucky	54 79					55	A	Belmont	62 71	150	A	Valparaiso	53 55
								55	H	Belmont	56 63	154	H	N.C. A&T	56 74
								85	A	Michigan St.	48 93	202	H	Radford	73 62
												210	A	Tennessee Tech	75 82
												210	H	Tennessee Tech	55 75
												212	A	Eastern Ill.	62 67
												212	H	Eastern Ill.	51 57
												214	H	Stetson	55 58
												229	A	Murray St.	75 83
												251	A	Bowling Green	65 79
												255	A	Jacksonville St.	69 55
												255	H	Jacksonville St.	67 48
												270	H	Saint Francis (PA)	65 54
												285	H	Eastern Ky.	47 68
												334	A	Tennessee St.	84 47
												334	H	Tennessee St.	69 60
												340	A	SIUE	63 55
												340	H	SIUE	75 69
LAST 10 Division I															
334	H	Tennessee St.	69 60	340	A	SIUE	63 55								
55	H	Belmont	56 63	50	H	UT Martin	64 82								
229	A	Murray St.	75 83	119	H	Southeast Mo. St.	61 67								
285	H	Eastern Ky.	47 68	255	A	Jacksonville St.	69 55								
212	A	Eastern Ill.	62 67	210	A	Tennessee Tech	75 82								

Non-Div I Games: Asbury 107 55 Midway 107 55

Morehead St.

Loss, Non-Conf, S Site, H Home A Away N Neutral

Average RPI Win:	283	WON-LOST	WINNING	LAST 10	STRENGTH OF	OPP. STRENGTH	TEAM	ADJ.	CONF.	ADJ CONF.
Average RPI Loss:	192	RECORD	PCT. RANK	GAMES	SCHEDULE	OF SCHEDULE	RPI	RPI	RPI	RPI
DIV. I ONLY	12- 13	189	8-2	339	301	241	241	29	29	
DIV. I NON-CONF.	2- 9	304	0	257	195	305	305	29	29	
TOTALS	RPI 1-25	RPI 26-50	W-L RECORDS	RPI 51-100	RPI 101-150	RPI 150+				
12- 13	0- 0	0- 2	OVERALL	0- 2	0- 1	12- 8				
6- 1	0- 0	0- 0	HOME	0- 0	0- 0	6- 1				
6- 10	0- 0	0- 2	AWAY	0- 1	0- 1	6- 6				
0- 2	0- 0	0- 0	NEUTRAL	0- 1	0- 0	0- 1				
2- 9	0- 0	0- 2	NON-CONFERENCE	0- 2	0- 0	2- 5				
1- 0	0- 0	0- 0	HOME	0- 0	0- 0	1- 0				
1- 7	0- 0	0- 2	AWAY	0- 1	0- 0	1- 4				
0- 2	0- 0	0- 0	NEUTRAL	0- 1	0- 0	0- 1				
10- 4	0- 0	0- 0	CONFERENCE	0- 0	0- 1	10- 3				
5- 1	0- 0	0- 0	HOME	0- 0	0- 0	5- 1				
5- 3	0- 0	0- 0	AWAY	0- 0	0- 1	5- 2				
0- 0	0- 0	0- 0	NEUTRAL	0- 0	0- 0	0- 0				

RPI S	Opponent	Score	RPI S	Opponent	Score	RPI S	Opponent	Score	RPI S	Opponent	Score	Team's RPI: 241
32	A Michigan	48 80	35	A Marquette	48 70	81	N Stony Brook	56 63	107	A Bethune-Cookman	65 74	
						87	A Nebraska	55 78	154	H N.C. A&T	42 38	
									155	N Akron	45 52	
									178	A Norfolk St.	57 64	
									230	A Marshall	57 52	
									248	A Howard	68 52	
									248	H Howard	74 67	
									258	H Texas St.	72 62	
									262	A Delaware St.	61 69	
									262	H Delaware St.	61 41	
									286	A UMBC	63 65	
									305	H N.C. Central	86 79	
									307	A Omaha	64 70	
									317	A Hofstra	39 51	
									323	A Saint Peter's	77 78	
									325	A UMES	55 44	
									325	H UMES	61 71	
									331	A Coppin St.	47 42	
									341	A Florida A&M	59 47	
									349	A South Carolina St.	60 47	
									349	H South Carolina St.	77 47	
LAST 10 Division I												
262	H Delaware St.	61 41	248	A Howard	68 52							
349	A South Carolina St.	60 47	325	A UMES	55 44							
178	A Norfolk St.	57 64	331	A Coppin St.	47 42							
305	H N.C. Central	86 79	154	H N.C. A&T	42 38							
325	H UMES	61 71	248	H Howard	74 67							

Non-Div I Games: Washington Adventis84 52 Notre Dame (MD) 113 34

Morgan St.

■ Loss,
 ■ Non-Conf,
 ■ S Site,
 ■ Home
 ■ A Away
 N Neutral

Average RPI Win:	271	WON-LOST	WINNING	LAST 10	STRENGTH OF	OPP. STRENGTH	TEAM	ADJ.	CONF.	ADJ CONF.
Average RPI Loss:	151	RECORD	PCT. RANK	GAMES	SCHEDULE	OF SCHEDULE	RPI	RPI	RPI	RPI
DIV. I ONLY	17- 9	78	9-1	268	281	142	142	30	30	
DIV. I NON-CONF.	4- 7	225	0	122	100	180	180	30	30	
TOTALS	RPI 1-25	RPI 26-50	W-L RECORDS	RPI 51-100	RPI 101-150	RPI 150+				
17- 9	0- 2	0- 1	OVERALL	0- 0	2- 2	15- 4				
8- 2	0- 0	0- 0	HOME	0- 0	0- 1	8- 1				
8- 6	0- 2	0- 1	AWAY	0- 0	1- 0	7- 3				
1- 1	0- 0	0- 0	NEUTRAL	0- 0	1- 1	0- 0				
4- 7	0- 2	0- 1	NON-CONFERENCE	0- 0	1- 2	3- 2				
2- 1	0- 0	0- 0	HOME	0- 0	0- 1	2- 0				
1- 5	0- 2	0- 1	AWAY	0- 0	0- 0	1- 2				
1- 1	0- 0	0- 0	NEUTRAL	0- 0	1- 1	0- 0				
13- 2	0- 0	0- 0	CONFERENCE	0- 0	1- 0	12- 2				
6- 1	0- 0	0- 0	HOME	0- 0	0- 0	6- 1				
7- 1	0- 0	0- 0	AWAY	0- 0	1- 0	6- 1				
0- 0	0- 0	0- 0	NEUTRAL	0- 0	0- 0	0- 0				

RPI 1-25				RPI 26-50				RPI 51-100				RPI 101+ Team's RPI: 142			
RPI	S	Opponent	Score	RPI	S	Opponent	Score	RPI	S	Opponent	Score	RPI	S	Opponent	Score
18	A	Indiana	52 75	27	A	Old Dominion	34 85					121	N	Richmond	75 67
21	A	Kentucky	44 67									132	A	Robert Morris	62 59
												135	H	Lehigh	65 66
												144	N	Hampton	60 68
												180	A	Towson	57 73
												185	A	Merrimack	55 76
												185	H	Merrimack	62 53
												202	A	Radford	75 58
												264	H	Loyola Maryland	81 75
												270	H	Saint Francis (PA)	68 44
												281	A	Wagner	67 52
												281	H	Wagner	78 63
												286	H	UMBC	71 61
												309	A	Sacred Heart	67 58
												310	A	St. Francis Brooklyn	67 62
												310	H	St. Francis Brooklyn	69 60
												316	A	Fairleigh Dickinson	69 61
												324	A	Bryant	76 70
												324	H	Bryant	67 72
												325	A	UMES	76 78
												330	A	LIU Brooklyn	77 57
												330	H	LIU Brooklyn	75 57
												348	H	Central Conn. St.	72 64
LAST 10 Division I															
185	H	Merrimack	62 53	310	A	St. Francis Brooklyn	67 62								
132	A	Robert Morris	62 59	309	A	Sacred Heart	67 58								
281	A	Wagner	67 52	316	A	Fairleigh Dickinson	69 61								
270	H	Saint Francis (PA)	68 44	324	H	Bryant	67 72								
330	A	LIU Brooklyn	77 57	310	H	St. Francis Brooklyn	69 60								

Non-Div I Games: Frostburg St. 94 40

Mt. St. Mary's

■ Loss,
 ■ Non-Conf,
 ■ S Site,
 ■ Home
 ■ A Away
 N Neutral

Average RPI Win: 280	WON-LOST	WINNING	LAST 10	STRENGTH OF	OPP. STRENGTH	TEAM	ADJ.	CONF.	ADJ CONF.
Average RPI Loss: 130	RECORD	PCT. RANK	GAMES	SCHEDULE	OF SCHEDULE	RPI	RPI	RPI	RPI
DIV. I ONLY	11- 14	210	5-5	269	202	229	229	20	20
DIV. I NON-CONF.	5- 4	140	0	316	91	190	190	23	23
TOTALS	RPI 1-25	RPI 26-50	W-L RECORDS	RPI 51-100	RPI 101-150	RPI 150+			
11- 14	0- 2	0- 2	OVERALL	0- 3	1- 1	10- 6			
7- 3	0- 0	0- 1	HOME	0- 1	1- 0	6- 1			
4- 11	0- 2	0- 1	AWAY	0- 2	0- 1	4- 5			
0- 0	0- 0	0- 0	NEUTRAL	0- 0	0- 0	0- 0			
5- 4	0- 2	0- 0	NON-CONFERENCE	0- 1	0- 0	5- 1			
2- 1	0- 0	0- 0	HOME	0- 0	0- 0	2- 1			
3- 3	0- 2	0- 0	AWAY	0- 1	0- 0	3- 0			
0- 0	0- 0	0- 0	NEUTRAL	0- 0	0- 0	0- 0			
6- 10	0- 0	0- 2	CONFERENCE	0- 2	1- 1	5- 5			
5- 2	0- 0	0- 1	HOME	0- 1	1- 0	4- 0			
1- 8	0- 0	0- 1	AWAY	0- 1	0- 1	1- 5			
0- 0	0- 0	0- 0	NEUTRAL	0- 0	0- 0	0- 0			

RPI 1-25				RPI 26-50				RPI 51-100				RPI 101+ Team's RPI: 229			
RPI	S	Opponent	Score	RPI	S	Opponent	Score	RPI	S	Opponent	Score	RPI	S	Opponent	Score
6	A	Louisville	40 76	50	A	UT Martin	56 98	55	A	Belmont	53 70	119	A	Southeast Mo. St.	73 88
15	A	Mississippi St.	43 124	50	H	UT Martin	64 89	55	H	Belmont	56 86	119	H	Southeast Mo. St.	70 62
								99	A	Southern Ill.	66 76	175	H	Samford	56 84
												182	A	Austin Peay	61 69
												210	A	Tennessee Tech	72 77
												212	A	Eastern Ill.	46 66
												212	H	Eastern Ill.	92 87
												254	A	Lipscomb	67 57
												255	A	Jacksonville St.	51 68
												260	H	Arkansas St.	77 62
												268	H	Indiana St.	70 62
												277	H	Morehead St.	83 75
												321	A	Evansville	61 59
												334	A	Tennessee St.	81 96
												334	H	Tennessee St.	100 62
												340	A	SIUE	70 61
												340	H	SIUE	74 60
												351	A	Mississippi Val.	72 66
LAST 10 Division I															
340	A	SIUE	70 61	55	A	Belmont	53 70								
212	A	Eastern Ill.	46 66	340	H	SIUE	74 60								
277	H	Morehead St.	83 75	212	H	Eastern Ill.	92 87								
182	A	Austin Peay	61 69	334	H	Tennessee St.	100 62								
334	A	Tennessee St.	81 96	55	H	Belmont	56 86								

Non-Div I Games: Cumberland (TN) 93 60 Christian Bros. 95 59

Murray St.

■ Loss,
 ■ Non-Conf, S Site,
 ■ Home
 ■ Away
 N Neutral

Average RPI Win:	266	WON-LOST	WINNING	LAST 10	STRENGTH OF	OPP. STRENGTH	TEAM	ADJ.	CONF.	ADJ CONF.
Average RPI Loss:	138	RECORD	PCT. RANK	GAMES	SCHEDULE	OF SCHEDULE	RPI	RPI	RPI	RPI
DIV. I ONLY	16- 8	70	6-4	315	250	154	154	29	29	
DIV. I NON-CONF.	6- 4	123	0	183	55	95	95	29	29	
TOTALS	RPI 1-25	RPI 26-50	W-L RECORDS	RPI 51-100	RPI 101-150	RPI 150+				
16- 8	0- 1	0- 0	OVERALL	0- 1	2- 3	14- 3				
8- 2	0- 0	0- 0	HOME	0- 0	1- 1	7- 1				
7- 5	0- 1	0- 0	AWAY	0- 1	1- 1	6- 2				
1- 1	0- 0	0- 0	NEUTRAL	0- 0	0- 1	1- 0				
6- 4	0- 1	0- 0	NON-CONFERENCE	0- 1	2- 1	4- 1				
2- 0	0- 0	0- 0	HOME	0- 0	1- 0	1- 0				
3- 3	0- 1	0- 0	AWAY	0- 1	1- 0	2- 1				
1- 1	0- 0	0- 0	NEUTRAL	0- 0	0- 1	1- 0				
10- 4	0- 0	0- 0	CONFERENCE	0- 0	0- 2	10- 2				
6- 2	0- 0	0- 0	HOME	0- 0	0- 1	6- 1				
4- 2	0- 0	0- 0	AWAY	0- 0	0- 1	4- 1				
0- 0	0- 0	0- 0	NEUTRAL	0- 0	0- 0	0- 0				

RPI 1-25				RPI 26-50				RPI 51-100				RPI 101+ Team's RPI: 154			
RPI	S	Opponent	Score	RPI	S	Opponent	Score	RPI	S	Opponent	Score	RPI	S	Opponent	Score
22	A	NC State	44 80					69	A	Georgia	54 72	101	N	Miami (FL)	67 68
												104	A	VCU	69 58
												107	A	Bethune-Cookman	50 70
												107	H	Bethune-Cookman	58 69
												134	H	UNC Greensboro	57 48
												155	A	Akron	52 64
												178	H	Norfolk St.	53 39
												224	A	Clemson	82 74
												241	A	Morgan St.	38 42
												248	H	Howard	60 55
												260	N	Arkansas St.	55 50
												262	A	Delaware St.	69 45
												262	H	Delaware St.	58 53
												277	A	Morehead St.	74 56
												291	H	ETSU	80 69
												305	H	N.C. Central	80 86
												325	A	UMES	67 31
												325	H	UMES	72 57
												331	A	Coppin St.	84 38
												341	A	Florida A&M	66 49
												341	H	Florida A&M	71 44
												349	H	South Carolina St.	66 55
LAST 10 Division I															
				325	H	UMES	72 57					349	H	South Carolina St.	66 55
				248	H	Howard	60 55					178	H	Norfolk St.	53 39
				305	H	N.C. Central	80 86					262	H	Delaware St.	58 53
				341	A	Florida A&M	66 49					107	H	Bethune-Cookman	58 69
				107	A	Bethune-Cookman	50 70					241	A	Morgan St.	38 42

Non-Div I Games: Saint Augustine's 75 44 Johnson & Wales (NC121 61

N.C. A&T

Loss, Non-Conf, S Site, H Home A Away N Neutral

N.C. Central

Through Games Of Feb. 26, 2020

Average RPI Win:	282	WON-LOST	WINNING	LAST 10	STRENGTH OF	OPP. STRENGTH	TEAM	ADJ.	CONF.	ADJ CONF.
Average RPI Loss:	204	RECORD	PCT. RANK	GAMES	SCHEDULE	OF SCHEDULE	RPI	RPI	RPI	RPI
DIV. I ONLY	9- 15	249	6-4	342	283	305	305	29	29	
DIV. I NON-CONF.	2- 9	304	0	258	200	316	316	29	29	
TOTALS	RPI 1-25	RPI 26-50	W-L RECORDS	RPI 51-100	RPI 101-150	RPI 150+				
9- 15	0- 1	0- 0	OVERALL	0- 0	1- 3	8- 11				
5- 5	0- 0	0- 0	HOME	0- 0	1- 0	4- 5				
4- 9	0- 1	0- 0	AWAY	0- 0	0- 3	4- 5				
0- 1	0- 0	0- 0	NEUTRAL	0- 0	0- 0	0- 1				
2- 9	0- 1	0- 0	NON-CONFERENCE	0- 0	1- 2	1- 6				
1- 3	0- 0	0- 0	HOME	0- 0	1- 0	0- 3				
1- 5	0- 1	0- 0	AWAY	0- 0	0- 2	1- 2				
0- 1	0- 0	0- 0	NEUTRAL	0- 0	0- 0	0- 1				
7- 6	0- 0	0- 0	CONFERENCE	0- 0	0- 1	7- 5				
4- 2	0- 0	0- 0	HOME	0- 0	0- 0	4- 2				
3- 4	0- 0	0- 0	AWAY	0- 0	0- 1	3- 3				
0- 0	0- 0	0- 0	NEUTRAL	0- 0	0- 0	0- 0				

RPI 1-25				RPI 26-50				RPI 51-100				RPI 101+ Team's RPI: 305			
RPI	S	Opponent	Score	RPI	S	Opponent	Score	RPI	S	Opponent	Score	RPI	S	Opponent	Score
11	A	Iowa	50 102									107	A	Bethune-Cookman	52 73
												116	A	North Carolina	53 92
												118	H	Campbell	67 64
												136	A	California	69 90
												154	A	N.C. A&T	86 80
												172	H	High Point	58 78
												178	H	Norfolk St.	75 83
												206	N	Penn St.	68 92
												232	A	CSU Bakersfield	71 80
												241	A	Morgan St.	79 86
												248	H	Howard	89 71
												252	H	Winthrop	46 56
												261	A	Col. of Charleston	78 85
												262	A	Delaware St.	54 64
												262	H	Delaware St.	60 64
												304	H	FIU	58 59
												325	A	UMES	63 65
												325	H	UMES	78 70
												330	A	LIU Brooklyn	61 59
												331	A	Coppin St.	58 44
												341	A	Florida A&M	71 70
												341	H	Florida A&M	66 57
												349	H	South Carolina St.	90 49
LAST 10 Division I															
				248	H	Howard	89 71					178	H	Norfolk St.	75 83
				325	H	UMES	78 70					349	H	South Carolina St.	90 49
				154	A	N.C. A&T	86 80					262	H	Delaware St.	60 64
				241	A	Morgan St.	79 86					341	A	Florida A&M	71 70
				331	A	Coppin St.	58 44					107	A	Bethune-Cookman	52 73

Non-Div I Games: Lincoln (PA) 53 68 Washington Adventis83 48

N.C. Central

Loss, Non-Conf, S Site, H Home A Away N Neutral

Average RPI Win:	136	WON-LOST	WINNING	LAST 10	STRENGTH OF	OPP. STRENGTH	TEAM	ADJ.	CONF.	ADJ CONF.
Average RPI Loss:	53	RECORD	PCT. RANK	GAMES	SCHEDULE	OF SCHEDULE	RPI	RPI	RPI	RPI
DIV. I ONLY	23- 4	18	7-3	70	38	22	22	5	5	
DIV. I NON-CONF.	11- 0	1	0	172	74	16	16	4	4	
TOTALS	RPI 1-25	RPI 26-50	W-L RECORDS	RPI 51-100	RPI 101-150	RPI 150+				
23- 4	2- 2	5- 0	OVERALL	1- 1	4- 1	11- 0				
12- 3	1- 2	3- 0	HOME	0- 1	2- 0	6- 0				
9- 1	1- 0	1- 0	AWAY	1- 0	2- 1	4- 0				
2- 0	0- 0	1- 0	NEUTRAL	0- 0	0- 0	1- 0				
11- 0	1- 0	1- 0	NON-CONFERENCE	0- 0	0- 0	9- 0				
7- 0	1- 0	0- 0	HOME	0- 0	0- 0	6- 0				
2- 0	0- 0	0- 0	AWAY	0- 0	0- 0	2- 0				
2- 0	0- 0	1- 0	NEUTRAL	0- 0	0- 0	1- 0				
12- 4	1- 2	4- 0	CONFERENCE	1- 1	4- 1	2- 0				
5- 3	0- 2	3- 0	HOME	0- 1	2- 0	0- 0				
7- 1	1- 0	1- 0	AWAY	1- 0	2- 1	2- 0				
0- 0	0- 0	0- 0	NEUTRAL	0- 0	0- 0	0- 0				

RPI 1-25				RPI 26-50				RPI 51-100				RPI 101+			
RPI	S	Opponent	Score	RPI	S	Opponent	Score	RPI	S	Opponent	Score	RPI	S	Opponent	Score
3	H	Maryland	66 59	26	H	Florida St.	68 51	65	H	Georgia Tech	61 65	101	A	Miami (FL)	50 48
6	H	Louisville	59 66	39	A	Virginia Tech	71 59	76	A	Boston College	72 54	112	H	Wake Forest	59 45
25	A	Duke	63 60	39	H	Virginia Tech	76 69					115	A	Notre Dame	90 56
25	H	Duke	65 70	44	N	Texas	84 73					116	A	North Carolina	60 66
				46	H	Virginia	80 60					116	H	North Carolina	76 68
												154	H	N.C. A&T	80 44
												166	A	Saint Mary's (CA)	87 70
												174	H	Maine	62 34
												176	H	Elon	62 49
												197	A	Hawaii	68 59
												198	H	Chattanooga	74 38
												224	A	Clemson	79 60
												259	N	North Texas	76 65
												272	H	UNCW	80 40
												273	H	Lamar University	81 40
												289	A	Pittsburgh	88 44
LAST 10 Division I															
				25	H	Duke	65 70	25	A	Duke	63 60				
				101	A	Miami (FL)	50 48	224	A	Clemson	79 60				
				65	H	Georgia Tech	61 65	116	H	North Carolina	76 68				
				6	H	Louisville	59 66	289	A	Pittsburgh	88 44				
				39	A	Virginia Tech	71 59	112	H	Wake Forest	59 45				

Non-Div I Games:

NC State

■ Loss,
 ■ Non-Conf, S Site,
 ■ Home
 ■ Away
 N Neutral

NJIT		WON-LOST		WINNING		LAST 10		STRENGTH OF		OPP. STRENGTH		TEAM		ADJ.		CONF.		ADJ CONF.	
Average RPI Win: 281		RECORD		PCT. RANK		GAMES		SCHEDULE		OF SCHEDULE		RPI		RPI		RPI		RPI	
Average RPI Loss: 171																			
DIV. I ONLY		4- 23		326		1-9		228		209		326		326		16		16	
DIV. I NON-CONF.		3- 10		282		0		283		325		319		319		14		14	
TOTALS		RPI 1-25		RPI 26-50		W-L RECORDS		RPI 51-100		RPI 101-150		RPI 150+							
4- 23		0- 0		0- 3		OVERALL		0- 2		1- 4		3- 14							
3- 10		0- 0		0- 2		HOME		0- 1		1- 1		2- 6							
1- 13		0- 0		0- 1		AWAY		0- 1		0- 3		1- 8							
0- 0		0- 0		0- 0		NEUTRAL		0- 0		0- 0		0- 0							
3- 10		0- 0		0- 1		NON-CONFERENCE		0- 2		0- 1		3- 6							
2- 3		0- 0		0- 1		HOME		0- 1		0- 0		2- 1							
1- 7		0- 0		0- 0		AWAY		0- 1		0- 1		1- 5							
0- 0		0- 0		0- 0		NEUTRAL		0- 0		0- 0		0- 0							
1- 13		0- 0		0- 2		CONFERENCE		0- 0		1- 3		0- 8							
1- 7		0- 0		0- 1		HOME		0- 0		1- 1		0- 5							
0- 6		0- 0		0- 1		AWAY		0- 0		0- 2		0- 3							
0- 0		0- 0		0- 0		NEUTRAL		0- 0		0- 0		0- 0							

RPI 1-25				RPI 26-50				RPI 51-100				RPI 101+				Team's RPI: 326	
RPI	S	Opponent	Score	RPI	S	Opponent	Score	RPI	S	Opponent	Score	RPI	S	Opponent	Score		
				31	A	FGCU	39 82	73	A	Colorado	57 80	103	A	Liberty	48 66		
				31	H	FGCU	39 68	95	H	Colgate	52 79	103	H	Liberty	53 67		
				47	H	Penn	51 85					128	A	Columbia	43 99		
												145	A	North Florida	48 71		
												145	H	North Florida	60 56		
												156	H	North Ala.	55 57		
												165	A	Binghamton	40 75		
												170	A	Jacksonville	67 88		
												170	H	Jacksonville	54 66		
												188	A	Cornell	44 68		
												214	A	Stetson	49 72		
												214	H	Stetson	49 68		
												216	H	Kennesaw St.	64 77		
												254	A	Lipscomb	66 68		
												254	H	Lipscomb	57 65		
												280	A	Air Force	48 68		
												281	A	Wagner	59 61		
												297	A	Vermont	59 65		
												310	H	St. Francis Brooklyn	88 69		
												316	H	Fairleigh Dickinson	59 68		
												323	H	Saint Peter's	76 73		
												345	A	Hartford	61 52		
LAST 10 Division I																	
				214	H	Stetson	49 68	170	H	Jacksonville	54 66						
				31	H	FGCU	39 68	156	H	North Ala.	55 57						
				254	A	Lipscomb	66 68	214	A	Stetson	49 72						
				103	A	Liberty	48 66	31	A	FGCU	39 82						
				145	H	North Florida	60 56	254	H	Lipscomb	57 65						

Non-Div I Games:

NJIT

■ Loss,
 ■ Non-Conf,
 ■ S Site,
 ■ Home
 ■ A Away
 N Neutral

Average RPI Win: 223	WON-LOST	WINNING	LAST 10	STRENGTH OF	OPP. STRENGTH	TEAM	ADJ.	CONF.	ADJ CONF.
Average RPI Loss: 171	RECORD	PCT. RANK	GAMES	SCHEDULE	OF SCHEDULE	RPI	RPI	RPI	RPI
DIV. I ONLY	6- 20	313	2-8	232	180	315	315	15	15
DIV. I NON-CONF.	4- 6	212	0	318	227	285	285	15	15
TOTALS	RPI 1-25	RPI 26-50	W-L RECORDS	RPI 51-100	RPI 101-150	RPI 150+			
6- 20	0- 0	0- 0	OVERALL	0- 4	1- 6	5- 10			
5- 7	0- 0	0- 0	HOME	0- 2	1- 2	4- 3			
1- 13	0- 0	0- 0	AWAY	0- 2	0- 4	1- 7			
0- 0	0- 0	0- 0	NEUTRAL	0- 0	0- 0	0- 0			
4- 6	0- 0	0- 0	NON-CONFERENCE	0- 0	0- 1	4- 5			
3- 1	0- 0	0- 0	HOME	0- 0	0- 0	3- 1			
1- 5	0- 0	0- 0	AWAY	0- 0	0- 1	1- 4			
0- 0	0- 0	0- 0	NEUTRAL	0- 0	0- 0	0- 0			
2- 14	0- 0	0- 0	CONFERENCE	0- 4	1- 5	1- 5			
2- 6	0- 0	0- 0	HOME	0- 2	1- 2	1- 2			
0- 8	0- 0	0- 0	AWAY	0- 2	0- 3	0- 3			
0- 0	0- 0	0- 0	NEUTRAL	0- 0	0- 0	0- 0			

RPI S	Opponent	Score	RPI S	Opponent	Score	RPI S	Opponent	Score	RPI S	Opponent	Score	Team's RPI: 315
						52	A Bucknell	65 75	116	A North Carolina	40 80	
						52	H Bucknell	34 61	131	A Boston U.	56 71	
						95	A Colgate	55 80	131	H Boston U.	46 41	
						95	H Colgate	53 65	133	A Holy Cross	43 57	
									133	H Holy Cross	49 58	
									135	A Lehigh	40 70	
									135	H Lehigh	53 60	
									167	A Lafayette	52 79	
									174	A Maine	41 46	
									189	H American	40 48	
									190	H La Salle	61 46	
									216	H Kennesaw St.	82 62	
									224	A Clemson	65 52	
									227	A Fairfield	52 66	
									235	H George Mason	58 67	
									238	A Saint Joseph's	40 49	
									264	A Loyola Maryland	54 64	
									264	H Loyola Maryland	44 50	
									280	H Air Force	67 59	
									295	A Army West Point	52 62	
									295	H Army West Point	57 45	
									297	A Vermont	56 64	
LAST 10 Division I												
			264	A Loyola Maryland	54 64	95	H Colgate	53 65				
			295	A Army West Point	52 62	264	H Loyola Maryland	44 50				
			189	H American	40 48	133	A Holy Cross	43 57				
			131	A Boston U.	56 71	295	H Army West Point	57 45				
			52	A Bucknell	65 75	131	H Boston U.	46 41				

Non-Div I Games: Stevenson 70 36

Navy

■ Loss,
 ■ Non-Conf,
 ■ S Site,
 ■ H Home
 ■ A Away
 N Neutral

Nebraska

Through Games Of Feb. 26, 2020

Average RPI Win:	169	WON-LOST	WINNING	LAST 10	STRENGTH OF	OPP. STRENGTH	TEAM	ADJ.	CONF.	ADJ CONF.
Average RPI Loss:	35	RECORD	PCT. RANK	GAMES	SCHEDULE	OF SCHEDULE	RPI	RPI	RPI	RPI
DIV. I ONLY	17- 11	102	3-7	68	24	87	87	2	2	
DIV. I NON-CONF.	10- 1	20	0	246	197	74	74	1	1	
TOTALS	RPI 1-25	RPI 26-50	W-L RECORDS	RPI 51-100	RPI 101-150	RPI 150+				
17- 11	2- 6	1- 3	OVERALL	2- 2	3- 0	9- 0				
13- 4	2- 2	1- 2	HOME	1- 0	1- 0	8- 0				
2- 7	0- 4	0- 1	AWAY	0- 2	2- 0	0- 0				
2- 0	0- 0	0- 0	NEUTRAL	1- 0	0- 0	1- 0				
10- 1	1- 0	0- 1	NON-CONFERENCE	1- 0	1- 0	7- 0				
7- 1	1- 0	0- 1	HOME	0- 0	0- 0	6- 0				
1- 0	0- 0	0- 0	AWAY	0- 0	1- 0	0- 0				
2- 0	0- 0	0- 0	NEUTRAL	1- 0	0- 0	1- 0				
7- 10	1- 6	1- 2	CONFERENCE	1- 2	2- 0	2- 0				
6- 3	1- 2	1- 1	HOME	1- 0	1- 0	2- 0				
1- 7	0- 4	0- 1	AWAY	0- 2	1- 0	0- 0				
0- 0	0- 0	0- 0	NEUTRAL	0- 0	0- 0	0- 0				

RPI 1-25				RPI 26-50				RPI 51-100 Team's RPI: 87				RPI 101+			
RPI	S	Opponent	Score	RPI	S	Opponent	Score	RPI	S	Opponent	Score	RPI	S	Opponent	Score
3	A	Maryland	69 87	32	H	Michigan	74 71	83	N	Southern California	67 54	139	A	Wisconsin	72 71
7	A	Northwestern	56 60	40	H	Purdue	68 76	85	A	Michigan St.	70 78	139	H	Wisconsin	65 50
11	A	Iowa	60 76	43	H	Creighton	74 79	86	A	Minnesota	61 67	147	A	Missouri	90 85
11	H	Iowa	78 69	45	A	Rutgers	65 69	86	H	Minnesota	72 58	201	H	Illinois	80 58
18	H	Indiana	53 57									206	H	Penn St.	75 58
23	A	Ohio St.	52 65									207	H	Manhattan	71 51
23	H	Ohio St.	74 80									217	H	Oral Roberts	77 67
25	H	Duke	83 79									241	H	Morgan St.	78 55
												246	H	Southern U.	73 39
												250	H	Alabama A&M	68 46
												309	N	Sacred Heart	72 49
												340	H	SIUE	63 49
LAST 10 Division I															
201	H	Illinois	80 58	11	A	Iowa	60 76								
23	A	Ohio St.	52 65	23	H	Ohio St.	74 80								
7	A	Northwestern	56 60	86	A	Minnesota	61 67								
206	H	Penn St.	75 58	139	A	Wisconsin	72 71								
18	H	Indiana	53 57	40	H	Purdue	68 76								

Non-Div I Games:

Nebraska

■ Loss,
■ Non-Conf, S Site,
■ Home
■ Away
N Neutral

Average RPI Win: 262	WON-LOST	WINNING	LAST 10	STRENGTH OF	OPP. STRENGTH	TEAM	ADJ.	CONF.	ADJ CONF.
Average RPI Loss: 163	RECORD	PCT. RANK	GAMES	SCHEDULE	OF SCHEDULE	RPI	RPI	RPI	RPI
DIV. I ONLY	13- 14	182	5-5	273	226	242	242	17	17
DIV. I NON-CONF.	6- 4	123	0	320	284	222	222	19	19
TOTALS	RPI 1-25	RPI 26-50	W-L RECORDS	RPI 51-100	RPI 101-150	RPI 150+			
13- 14	0- 0	0- 0	OVERALL	0- 5	0- 1	13- 8			
9- 5	0- 0	0- 0	HOME	0- 2	0- 0	9- 3			
3- 9	0- 0	0- 0	AWAY	0- 3	0- 1	3- 5			
1- 0	0- 0	0- 0	NEUTRAL	0- 0	0- 0	1- 0			
6- 4	0- 0	0- 0	NON-CONFERENCE	0- 2	0- 1	6- 1			
4- 1	0- 0	0- 0	HOME	0- 1	0- 0	4- 0			
1- 3	0- 0	0- 0	AWAY	0- 1	0- 1	1- 1			
1- 0	0- 0	0- 0	NEUTRAL	0- 0	0- 0	1- 0			
7- 10	0- 0	0- 0	CONFERENCE	0- 3	0- 0	7- 7			
5- 4	0- 0	0- 0	HOME	0- 1	0- 0	5- 3			
2- 6	0- 0	0- 0	AWAY	0- 2	0- 0	2- 4			
0- 0	0- 0	0- 0	NEUTRAL	0- 0	0- 0	0- 0			

RPI 1-25			RPI 26-50			RPI 51-100				RPI 101+		Team's RPI: 242
RPI	S	Opponent	Score	RPI	S	Opponent	Score	RPI	S	Opponent	Score	
								70	A	Fresno St.	58 69	
								83	A	Southern California	47 50	
								97	H	SFA	65 80	
								100	A	Boise St.	40 54	
								100	H	Boise St.	72 83	

Non-Div I Games: Stanislaus St. 80 62

Nevada

New Hampshire

Through Games Of Feb. 26, 2020

Average RPI Win:	319	WON-LOST	WINNING	LAST 10	STRENGTH OF	OPP. STRENGTH	TEAM	ADJ.	CONF.	ADJ CONF.
Average RPI Loss:	157	RECORD	PCT. RANK	GAMES	SCHEDULE	OF SCHEDULE	RPI	RPI	RPI	RPI
DIV. I ONLY	9- 17	268	5-5	223	300	275	275	26	26	
DIV. I NON-CONF.	2- 9	304	0	156	237	279	279	28	28	
TOTALS	RPI 1-25	RPI 26-50	W-L RECORDS	RPI 51-100	RPI 101-150	RPI 150+				
9- 17	0- 2	0- 0	OVERALL	0- 2	0- 3	9- 10				
4- 8	0- 0	0- 0	HOME	0- 1	0- 1	4- 6				
5- 9	0- 2	0- 0	AWAY	0- 1	0- 2	5- 4				
0- 0	0- 0	0- 0	NEUTRAL	0- 0	0- 0	0- 0				
2- 9	0- 2	0- 0	NON-CONFERENCE	0- 0	0- 3	2- 4				
1- 3	0- 0	0- 0	HOME	0- 0	0- 1	1- 2				
1- 6	0- 2	0- 0	AWAY	0- 0	0- 2	1- 2				
0- 0	0- 0	0- 0	NEUTRAL	0- 0	0- 0	0- 0				
7- 8	0- 0	0- 0	CONFERENCE	0- 2	0- 0	7- 6				
3- 5	0- 0	0- 0	HOME	0- 1	0- 0	3- 4				
4- 3	0- 0	0- 0	AWAY	0- 1	0- 0	4- 2				
0- 0	0- 0	0- 0	NEUTRAL	0- 0	0- 0	0- 0				

RPI 1-25				RPI 26-50				RPI 51-100				RPI 101+ Team's RPI: 275			
RPI	S	Opponent	Score	RPI	S	Opponent	Score	RPI	S	Opponent	Score	RPI	S	Opponent	Score
4	A	Baylor	29 97					81	A	Stony Brook	50 52	131	H	Boston U.	64 78
9	A	Princeton	37 77					81	H	Stony Brook	44 53	133	A	Holy Cross	61 82
												140	A	Massachusetts	65 67
												160	A	Dartmouth	47 66
												165	H	Binghamton	53 63
												174	A	Maine	50 67
												174	H	Maine	62 71
												185	A	Merrimack	54 64
												218	H	Brown	68 76
												225	A	UMass Lowell	53 58
												225	H	UMass Lowell	53 66
												265	H	North Dakota St.	61 67
												286	A	UMBC	72 63
												286	H	UMBC	56 51
												297	A	Vermont	59 51
												297	H	Vermont	42 44
												322	A	Albany (NY)	48 47
												322	H	Albany (NY)	56 53
												324	A	Bryant	68 56
												345	A	Hartford	64 55
												345	H	Hartford	72 71
												348	H	Central Conn. St.	70 59
LAST 10 Division I															
174	H	Maine	62 71	81	A	Stony Brook	50 52	225	H	UMass Lowell	53 66	297	A	Vermont	59 51
322	H	Albany (NY)	56 53	297	A	Vermont	59 51	165	H	Binghamton	53 63	286	A	UMBC	72 63
345	A	Hartford	64 55												
286	H	UMBC	56 51												
297	H	Vermont	42 44												

Non-Div I Games: Wheaton (MA) 89 44

New Hampshire

Loss, Non-Conf, S Site, H Home A Away N Neutral

New Mexico

Through Games Of Feb. 26, 2020

Average RPI Win: 232	WON-LOST	WINNING	LAST 10	STRENGTH OF	OPP. STRENGTH	TEAM	ADJ.	CONF.	ADJ CONF.
Average RPI Loss: 156	RECORD	PCT. RANK	GAMES	SCHEDULE	OF SCHEDULE	RPI	RPI	RPI	RPI
DIV. I ONLY	13- 16	205	3-7	189	199	219	219	17	17
DIV. I NON-CONF.	8- 4	90	0	250	180	160	160	19	19
TOTALS	RPI 1-25	RPI 26-50	W-L RECORDS	RPI 51-100	RPI 101-150	RPI 150+			
13- 16	0- 0	0- 1	OVERALL	0- 6	1- 0	12- 9			
7- 9	0- 0	0- 0	HOME	0- 3	0- 0	7- 6			
5- 6	0- 0	0- 1	AWAY	0- 2	0- 0	5- 3			
1- 1	0- 0	0- 0	NEUTRAL	0- 1	1- 0	0- 0			
8- 4	0- 0	0- 1	NON-CONFERENCE	0- 2	1- 0	7- 1			
5- 2	0- 0	0- 0	HOME	0- 1	0- 0	5- 1			
2- 1	0- 0	0- 1	AWAY	0- 0	0- 0	2- 0			
1- 1	0- 0	0- 0	NEUTRAL	0- 1	1- 0	0- 0			
5- 12	0- 0	0- 0	CONFERENCE	0- 4	0- 0	5- 8			
2- 7	0- 0	0- 0	HOME	0- 2	0- 0	2- 5			
3- 5	0- 0	0- 0	AWAY	0- 2	0- 0	3- 3			
0- 0	0- 0	0- 0	NEUTRAL	0- 0	0- 0	0- 0			

RPI 1-25				RPI 26-50				RPI 51-100				RPI 101+				Team's RPI: 219	
RPI	S	Opponent	Score	RPI	S	Opponent	Score	RPI	S	Opponent	Score	RPI	S	Opponent	Score		
				28	A	Arizona St.	47 84	59	N	West Virginia	60 73	147	N	Missouri	71 68		
								68	H	Ball St.	57 70	161	H	Northern Ariz.	83 76		
								70	A	Fresno St.	81 84	162	A	San Jose St.	85 89		
								70	H	Fresno St.	78 84	162	H	San Jose St.	80 81		
								100	A	Boise St.	82 83	168	H	Providence	86 68		
								100	H	Boise St.	76 95	183	A	Wyoming	74 71		
												183	H	Wyoming	66 73		
												196	H	Houston	81 71		
												205	A	UNLV	80 64		
												205	H	UNLV	51 68		
												221	A	UTEP	93 78		
												234	A	San Diego St.	74 75		
												234	H	San Diego St.	58 67		
												242	A	Nevada	78 86		
												242	H	Nevada	87 67		
												274	H	Colorado St.	73 62		
												280	A	Air Force	75 53		
												280	H	Air Force	66 79		
												293	H	LMU (CA)	72 73		
												302	H	UC Riverside	80 70		
												319	A	New Mexico St.	86 67		
												319	H	New Mexico St.	107 53		
LAST 10 Division I																	
				280	H	Air Force	66 79	183	A	Wyoming	74 71						
				100	H	Boise St.	76 95	70	H	Fresno St.	78 84						
				242	A	Nevada	78 86	234	A	San Diego St.	74 75						
				205	A	UNLV	80 64	242	H	Nevada	87 67						
				234	H	San Diego St.	58 67	162	A	San Jose St.	85 89						

Non-Div I Games: Northern N.M. 92 44

New Mexico

■ Loss,
 ■ Non-Conf, S Site,
 ■ Home
 ■ Away
 N Neutral

New Mexico St.

Through Games Of Feb. 26, 2020

Average RPI Win:	309	WON-LOST	WINNING	LAST 10	STRENGTH OF	OPP. STRENGTH	TEAM	ADJ.	CONF.	ADJ CONF.
Average RPI Loss:	221	RECORD	PCT. RANK	GAMES	SCHEDULE	OF SCHEDULE	RPI	RPI	RPI	RPI
DIV. I ONLY	8- 17	280	4-6	332	331	319	319	31	31	
DIV. I NON-CONF.	2- 10	313	0	255	297	326	326	32	32	
TOTALS	RPI 1-25	RPI 26-50	W-L RECORDS	RPI 51-100	RPI 101-150	RPI 150+				
8- 17	0- 0	0- 1	OVERALL	0- 0	0- 2	8- 14				
5- 7	0- 0	0- 1	HOME	0- 0	0- 0	5- 6				
3- 8	0- 0	0- 0	AWAY	0- 0	0- 1	3- 7				
0- 2	0- 0	0- 0	NEUTRAL	0- 0	0- 1	0- 1				
2- 10	0- 0	0- 1	NON-CONFERENCE	0- 0	0- 2	2- 7				
1- 5	0- 0	0- 1	HOME	0- 0	0- 0	1- 4				
1- 3	0- 0	0- 0	AWAY	0- 0	0- 1	1- 2				
0- 2	0- 0	0- 0	NEUTRAL	0- 0	0- 1	0- 1				
6- 7	0- 0	0- 0	CONFERENCE	0- 0	0- 0	6- 7				
4- 2	0- 0	0- 0	HOME	0- 0	0- 0	4- 2				
2- 5	0- 0	0- 0	AWAY	0- 0	0- 0	2- 5				
0- 0	0- 0	0- 0	NEUTRAL	0- 0	0- 0	0- 0				

RPI 1-25			RPI 26-50			RPI 51-100			RPI 101+			Team's RPI: 319
RPI	S	Opponent	Score	RPI	S	Opponent	Score	RPI	S	Opponent	Score	
				28	H	Arizona St.	47 70					
								105	A	Abilene Christian	54 67	
								148	N	Western Mich.	76 79	
								193	H	Pepperdine	69 72	
								209	A	UMKC	52 56	
								209	H	UMKC	50 55	
								219	A	New Mexico	53 107	
								219	H	New Mexico	67 86	
								221	A	UTEP	45 65	
								221	H	UTEP	57 63	
								226	A	Grand Canyon	49 60	
								232	A	CSU Bakersfield	59 60	
								244	A	Denver	78 75	
								299	H	California Baptist	57 56	
								300	A	Utah Valley	65 58	
								300	H	Utah Valley	54 58	
								302	H	UC Riverside	58 60	
								303	A	Seattle U	57 67	
								303	H	Seattle U	83 65	
								313	N	Georgia St.	51 59	
								314	A	UTRGV	63 74	
								314	H	UTRGV	76 75	
								320	H	Weber St.	77 47	
								347	A	Chicago St.	73 60	
								347	H	Chicago St.	80 56	
LAST 10 Division I												
				314	A	UTRGV	63 74					
				300	A	Utah Valley	65 58					
				303	A	Seattle U	57 67					
				209	H	UMKC	50 55					
				347	H	Chicago St.	80 56					
				226	A	Grand Canyon	49 60					
				232	A	CSU Bakersfield	59 60					
				314	H	UTRGV	76 75					
				303	H	Seattle U	83 65					
				300	H	Utah Valley	54 58					

Non-Div I Games: Western N.M. 75 56

New Mexico St.

Loss, Non-Conf, S Site, H Home A Away N Neutral

Average RPI Win:	270	WON-LOST	WINNING	LAST 10	STRENGTH OF	OPP. STRENGTH	TEAM	ADJ.	CONF.	ADJ CONF.
Average RPI Loss:	124	RECORD	PCT. RANK	GAMES	SCHEDULE	OF SCHEDULE	RPI	RPI	RPI	RPI
DIV. I ONLY	13- 11	156	6-4	207	261	158	158	23	23	
DIV. I NON-CONF.	2- 5	259	0	136	127	212	212	24	24	
TOTALS	RPI 1-25	RPI 26-50	W-L RECORDS	RPI 51-100	RPI 101-150	RPI 150+				
13- 11	0- 0	0- 2	OVERALL	1- 4	0- 1	12- 4				
7- 3	0- 0	0- 0	HOME	1- 1	0- 0	6- 2				
6- 8	0- 0	0- 2	AWAY	0- 3	0- 1	6- 2				
0- 0	0- 0	0- 0	NEUTRAL	0- 0	0- 0	0- 0				
2- 5	0- 0	0- 2	NON-CONFERENCE	0- 1	0- 0	2- 2				
1- 1	0- 0	0- 0	HOME	0- 0	0- 0	1- 1				
1- 4	0- 0	0- 2	AWAY	0- 1	0- 0	1- 1				
0- 0	0- 0	0- 0	NEUTRAL	0- 0	0- 0	0- 0				
11- 6	0- 0	0- 0	CONFERENCE	1- 3	0- 1	10- 2				
6- 2	0- 0	0- 0	HOME	1- 1	0- 0	5- 1				
5- 4	0- 0	0- 0	AWAY	0- 2	0- 1	5- 1				
0- 0	0- 0	0- 0	NEUTRAL	0- 0	0- 0	0- 0				

RPI S	Opponent	Score	RPI S	Opponent	Score	RPI S	Opponent	Score	RPI S	Opponent	Score	Team's RPI: 158
30	A LSU	49 83	37	A Arkansas	52 82	56	A Iowa St.	53 71	105	A Abilene Christian	62 76	
						91	A A&M-Corpus Christi	40 43	151	H Sam Houston St.	46 78	
						91	H A&M-Corpus Christi	53 83	208	H Louisiana	60 65	
						97	A SFA	47 59	237	H North Dakota	79 73	
						97	H SFA	53 50	239	A Southeastern La.	57 73	
									243	A Central Ark.	49 37	
									243	H Central Ark.	85 73	
									257	A Incarnate Word	67 55	
									257	H Incarnate Word	61 57	
									258	A Texas St.	49 51	
									269	H Nicholls St.	77 65	
									273	A Lamar University	62 57	
									290	A Ole Miss	69 64	
									318	H Houston Baptist	88 84	
									335	A Northwestern St.	77 63	
									343	A McNeese	85 59	
									343	H McNeese	78 59	
LAST 10 Division I												
91	A A&M-Corpus Christi	40 43	318	H Houston Baptist	88 84							
343	A McNeese	85 59	239	A Southeastern La.	57 73							
257	H Incarnate Word	61 57	335	A Northwestern St.	77 63							
243	H Central Ark.	85 73	269	H Nicholls St.	77 65							
97	A SFA	47 59	91	H A&M-Corpus Christi	53 83							

Non-Div I Games: Pensacola Christian91 31 Tougaloo 91 69

New Orleans

Niagara

Through Games Of Feb. 26, 2020

Average RPI Win: 299	WON-LOST	WINNING	LAST 10	STRENGTH OF	OPP. STRENGTH	TEAM	ADJ.	CONF.	ADJ CONF.
Average RPI Loss: 175	RECORD	PCT. RANK	GAMES	SCHEDULE	OF SCHEDULE	RPI	RPI	RPI	RPI
DIV. I ONLY	9- 18	275	3-7	258	290	284	284	24	24
DIV. I NON-CONF.	2- 7	288	0	224	311	287	287	25	25
TOTALS	RPI 1-25	RPI 26-50	W-L RECORDS	RPI 51-100	RPI 101-150	RPI 150+			
9- 18	0- 0	0- 1	OVERALL	0- 5	0- 1	9- 11			
5- 6	0- 0	0- 0	HOME	0- 2	0- 1	5- 3			
4- 12	0- 0	0- 1	AWAY	0- 3	0- 0	4- 8			
0- 0	0- 0	0- 0	NEUTRAL	0- 0	0- 0	0- 0			
2- 7	0- 0	0- 1	NON-CONFERENCE	0- 1	0- 1	2- 4			
1- 1	0- 0	0- 0	HOME	0- 0	0- 1	1- 0			
1- 6	0- 0	0- 1	AWAY	0- 1	0- 0	1- 4			
0- 0	0- 0	0- 0	NEUTRAL	0- 0	0- 0	0- 0			
7- 11	0- 0	0- 0	CONFERENCE	0- 4	0- 0	7- 7			
4- 5	0- 0	0- 0	HOME	0- 2	0- 0	4- 3			
3- 6	0- 0	0- 0	AWAY	0- 2	0- 0	3- 4			
0- 0	0- 0	0- 0	NEUTRAL	0- 0	0- 0	0- 0			

RPI S	Opponent	Score	RPI S	Opponent	Score	RPI S	Opponent	Score	RPI S	Opponent	Score	Team's RPI: 284
			45 A	Rutgers	37 87	58 A	Marist	57 82	143 H	Buffalo	67 81	
						58 H	Marist	67 94	165 A	Binghamton	55 74	
						92 A	Rider	75 79	187 A	Quinnipiac	61 71	
						92 H	Rider	55 71	188 A	Cornell	59 82	
						95 A	Colgate	72 85	207 A	Manhattan	65 68	
									207 H	Manhattan	61 75	
									220 A	Iona	63 57	
									220 H	Iona	58 70	
									227 H	Fairfield	65 77	
									248 A	Howard	42 91	
									278 H	Oakland	77 63	
									279 A	Siena	54 59	
									279 H	Siena	68 61	
									294 A	St. Bonaventure	67 71	
									298 A	Monmouth	73 70	
									298 H	Monmouth	62 61	
									323 A	Saint Peter's	68 64	
									323 H	Saint Peter's	97 89	
									331 A	Coppin St.	82 67	
									338 A	Canisius	56 78	
									338 H	Canisius	81 62	
LAST 10 Division I												
			338 A	Canisius	56 78	220 H	Iona	58 70				
			207 H	Manhattan	61 75	227 H	Fairfield	65 77				
			298 H	Monmouth	62 61	58 A	Marist	57 82				
			187 A	Quinnipiac	61 71	279 A	Siena	54 59				
			323 A	Saint Peter's	68 64	338 H	Canisius	81 62				

Non-Div I Games:

Niagara

■ Loss,
 ■ Non-Conf,
 ■ S Site,
 ■ H Home
 ■ A Away
 N Neutral

Average RPI Win: 295	WON-LOST	WINNING	LAST 10	STRENGTH OF	OPP. STRENGTH	TEAM	ADJ.	CONF.	ADJ CONF.
Average RPI Loss: 144	RECORD	PCT. RANK	GAMES	SCHEDULE	OF SCHEDULE	RPI	RPI	RPI	RPI
DIV. I ONLY	9- 16	254	7-3	254	234	269	269	23	23
DIV. I NON-CONF.	1- 6	318	0	64	48	254	254	24	24
TOTALS	RPI 1-25	RPI 26-50	W-L RECORDS	RPI 51-100	RPI 101-150	RPI 150+			
9- 16	0- 2	0- 1	OVERALL	0- 3	0- 2	9- 8			
5- 5	0- 0	0- 0	HOME	0- 1	0- 1	5- 3			
4- 10	0- 2	0- 1	AWAY	0- 2	0- 0	4- 5			
0- 1	0- 0	0- 0	NEUTRAL	0- 0	0- 1	0- 0			
1- 6	0- 2	0- 1	NON-CONFERENCE	0- 1	0- 1	1- 1			
1- 0	0- 0	0- 0	HOME	0- 0	0- 0	1- 0			
0- 5	0- 2	0- 1	AWAY	0- 1	0- 0	0- 1			
0- 1	0- 0	0- 0	NEUTRAL	0- 0	0- 1	0- 0			
8- 10	0- 0	0- 0	CONFERENCE	0- 2	0- 1	8- 7			
4- 5	0- 0	0- 0	HOME	0- 1	0- 1	4- 3			
4- 5	0- 0	0- 0	AWAY	0- 1	0- 0	4- 4			
0- 0	0- 0	0- 0	NEUTRAL	0- 0	0- 0	0- 0			

RPI 1-25				RPI 26-50				RPI 51-100				RPI 101+ Team's RPI: 269			
RPI	S	Opponent	Score	RPI	S	Opponent	Score	RPI	S	Opponent	Score	RPI	S	Opponent	Score
18	A	Indiana	47 111	30	A	LSU	32 63	64	A	Rice	47 71	105	H	Abilene Christian	84 95
19	A	TCU	47 72					91	A	A&M-Corpus Christi	49 55	145	N	North Florida	61 64
								97	H	SFA	61 78	151	A	Sam Houston St.	71 87
												151	H	Sam Houston St.	77 80
												158	A	New Orleans	65 77
												170	A	Jacksonville	55 72
												239	A	Southeastern La.	67 65
												239	H	Southeastern La.	54 49
												243	A	Central Ark.	67 58
												243	H	Central Ark.	46 53
												257	A	Incarne Word	51 53
												273	A	Lamar University	62 60
												273	H	Lamar University	78 84
												318	A	Houston Baptist	84 78
												318	H	Houston Baptist	57 53
												335	A	Northwestern St.	54 58
												335	H	Northwestern St.	73 66
												343	H	McNeese	79 63
												350	H	La.-Monroe	74 59
LAST 10 Division I															
318	H	Houston Baptist	57 53	151	H	Sam Houston St.	77 80								
243	A	Central Ark.	67 58	97	H	SFA	61 78								
335	H	Northwestern St.	73 66	343	H	McNeese	79 63								
239	H	Southeastern La.	54 49	158	A	New Orleans	65 77								
273	A	Lamar University	62 60	318	A	Houston Baptist	84 78								

Non-Div I Games: Southern-N.O. 94 61 Paul Quinn 101 68

Nicholls St.

■ Loss,
 ■ Non-Conf,
 ■ S Site,
 ■ Home
 ■ Away
 N Neutral

Average RPI Win:	250	WON-LOST	WINNING	LAST 10	STRENGTH OF	OPP. STRENGTH	TEAM	ADJ.	CONF.	ADJ CONF.
Average RPI Loss:	154	RECORD	PCT. RANK	GAMES	SCHEDULE	OF SCHEDULE	RPI	RPI	RPI	RPI
DIV. I ONLY	15- 10	107	7-3	250	296	178	178	29	29	
DIV. I NON-CONF.	5- 7	205	0	100	191	174	174	29	29	
TOTALS	RPI 1-25	RPI 26-50	W-L RECORDS	RPI 51-100	RPI 101-150	RPI 150+				
15- 10	0- 0	0- 0	OVERALL	0- 1	3- 5	12- 4				
8- 4	0- 0	0- 0	HOME	0- 0	1- 2	7- 2				
6- 5	0- 0	0- 0	AWAY	0- 0	1- 3	5- 2				
1- 1	0- 0	0- 0	NEUTRAL	0- 1	1- 0	0- 0				
5- 7	0- 0	0- 0	NON-CONFERENCE	0- 1	2- 4	3- 2				
2- 3	0- 0	0- 0	HOME	0- 0	0- 2	2- 1				
2- 3	0- 0	0- 0	AWAY	0- 0	1- 2	1- 1				
1- 1	0- 0	0- 0	NEUTRAL	0- 1	1- 0	0- 0				
10- 3	0- 0	0- 0	CONFERENCE	0- 0	1- 1	9- 2				
6- 1	0- 0	0- 0	HOME	0- 0	1- 0	5- 1				
4- 2	0- 0	0- 0	AWAY	0- 0	0- 1	4- 1				
0- 0	0- 0	0- 0	NEUTRAL	0- 0	0- 0	0- 0				

RPI 1-25			RPI 26-50			RPI 51-100			RPI 101+ Team's RPI: 178		
RPI	S	Opponent	Score	RPI	S	Opponent	Score	RPI	S	Opponent	Score
						59 N West Virginia	55 72	103 H		Liberty	48 67
								107 A		Bethune-Cookman	62 68
								107 H		Bethune-Cookman	61 51
								113 A		William & Mary	56 65
								121 A		Richmond	69 77
								132 H		Robert Morris	62 69
								144 A		Hampton	77 56
								145 N		North Florida	57 54
								154 A		N.C. A&T	39 53
								170 A		Jacksonville	71 64
								172 H		High Point	72 58
								190 H		La Salle	52 55
								230 A		Marshall	69 75
								241 H		Morgan St.	64 57
								248 A		Howard	83 80
								262 H		Delaware St.	65 57
								276 H		Longwood	49 46
								305 A		N.C. Central	83 75
								325 H		UMES	68 45
								331 A		Coppin St.	85 48
								331 H		Coppin St.	55 57
								341 A		Florida A&M	69 62
								341 H		Florida A&M	59 51
								349 H		South Carolina St.	76 42
LAST 10 Division I											
107 A		Bethune-Cookman	62 68	305 A		N.C. Central	83 75				
341 A		Florida A&M	69 62	154 A		N.C. A&T	39 53				
331 H		Coppin St.	55 57	341 H		Florida A&M	59 51				
241 H		Morgan St.	64 57	349 H		South Carolina St.	76 42				
262 H		Delaware St.	65 57	325 H		UMES	68 45				

Non-Div I Games: Virginia-Lynchburg 123 48

Norfolk St.

■ Loss,
 ■ Non-Conf,
 ■ S Site,
 ■ H Home
 ■ A Away
 N Neutral

Average RPI Win:	252	WON-LOST	WINNING	LAST 10	STRENGTH OF	OPP. STRENGTH	TEAM	ADJ.	CONF.	ADJ CONF.
Average RPI Loss:	127	RECORD	PCT. RANK	GAMES	SCHEDULE	OF SCHEDULE	RPI	RPI	RPI	RPI
DIV. I ONLY	16- 8	70	5-5	328	200	156	156	16	16	
DIV. I NON-CONF.	7- 3	80	0	347	335	215	215	14	14	
TOTALS	RPI 1-25	RPI 26-50	W-L RECORDS	RPI 51-100	RPI 101-150	RPI 150+				
16- 8	0- 1	0- 1	OVERALL	0- 1	3- 1	13- 4				
7- 2	0- 0	0- 1	HOME	0- 0	2- 0	5- 1				
5- 6	0- 1	0- 0	AWAY	0- 1	1- 1	4- 3				
4- 0	0- 0	0- 0	NEUTRAL	0- 0	0- 0	4- 0				
7- 3	0- 1	0- 0	NON-CONFERENCE	0- 1	0- 0	7- 1				
1- 1	0- 0	0- 0	HOME	0- 0	0- 0	1- 1				
2- 2	0- 1	0- 0	AWAY	0- 1	0- 0	2- 0				
4- 0	0- 0	0- 0	NEUTRAL	0- 0	0- 0	4- 0				
9- 5	0- 0	0- 1	CONFERENCE	0- 0	3- 1	6- 3				
6- 1	0- 0	0- 1	HOME	0- 0	2- 0	4- 0				
3- 4	0- 0	0- 0	AWAY	0- 0	1- 1	2- 3				
0- 0	0- 0	0- 0	NEUTRAL	0- 0	0- 0	0- 0				

RPI S	Opponent	Score	RPI S	Opponent	Score	RPI S	Opponent	Score	RPI S	Opponent	Score	Team's RPI: 156
11	A Iowa	81 86	31	H FGCU	63 74	56	A Iowa St.	72 80	103	A Liberty	76 71	
									103	H Liberty	86 75	
									145	A North Florida	65 67	
									145	H North Florida	54 51	
									170	A Jacksonville	56 67	
									170	H Jacksonville	76 65	
									175	H Samford	63 79	
									214	A Stetson	60 69	
									214	H Stetson	68 57	
									216	A Kennesaw St.	56 59	
									216	H Kennesaw St.	71 54	
									250	N Alabama A&M	80 65	
									254	A Lipscomb	84 72	
									254	H Lipscomb	91 58	
									288	N UC Irvine	88 60	
									326	A NJIT	57 55	
									329	A Alabama St.	81 60	
									334	A Tennessee St.	88 63	
									340	N SIUE	85 67	
									349	N South Carolina St.	99 46	
									351	H Mississippi Val.	86 60	
LAST 10 Division I												
216	H Kennesaw St.	71 54	326	A NJIT	57 55							
214	A Stetson	60 69	170	A Jacksonville	56 67							
145	A North Florida	65 67	216	A Kennesaw St.	56 59							
254	H Lipscomb	91 58	214	H Stetson	68 57							
103	H Liberty	86 75	31	H FGCU	63 74							

Non-Div I Games: Virginia-Lynchburg 128 26 Oakwood 120 38

North Ala.

Loss, Non-Conf, S Site, H Home A Away N Neutral

North Carolina

Through Games Of Feb. 26, 2020

Average RPI Win:	187	WON-LOST	WINNING	LAST 10	STRENGTH OF	OPP. STRENGTH	TEAM	ADJ.	CONF.	ADJ CONF.
Average RPI Loss:	52	RECORD	PCT. RANK	GAMES	SCHEDULE	OF SCHEDULE	RPI	RPI	RPI	RPI
DIV. I ONLY	16- 11	119	3-7	142	40	116	116	5	5	
DIV. I NON-CONF.	9- 2	37	0	336	110	153	153	4	4	
TOTALS	RPI 1-25	RPI 26-50	W-L RECORDS	RPI 51-100	RPI 101-150	RPI 150+				
16- 11	1- 3	2- 3	OVERALL	2- 4	2- 1	9- 0				
11- 4	1- 1	1- 1	HOME	0- 2	1- 0	8- 0				
2- 7	0- 2	1- 2	AWAY	1- 2	0- 1	0- 0				
3- 0	0- 0	0- 0	NEUTRAL	1- 0	1- 0	1- 0				
9- 2	0- 0	0- 0	NON-CONFERENCE	1- 2	1- 0	7- 0				
6- 1	0- 0	0- 0	HOME	0- 1	0- 0	6- 0				
0- 1	0- 0	0- 0	AWAY	0- 1	0- 0	0- 0				
3- 0	0- 0	0- 0	NEUTRAL	1- 0	1- 0	1- 0				
7- 9	1- 3	2- 3	CONFERENCE	1- 2	1- 1	2- 0				
5- 3	1- 1	1- 1	HOME	0- 1	1- 0	2- 0				
2- 6	0- 2	1- 2	AWAY	1- 1	0- 1	0- 0				
0- 0	0- 0	0- 0	NEUTRAL	0- 0	0- 0	0- 0				

RPI S	Opponent	Score	RPI S	Opponent	Score	RPI S	Opponent	Score	RPI S	Opponent	Score	Team's RPI: 116
6	H Louisville	67 74	26	A Florida St.	64 78	63	A Alabama	77 83	101	H Miami (FL)	78 58	
22	A NC State	68 76	39	A Virginia Tech	70 76	65	A Georgia Tech	67 60	112	A Wake Forest	79 82	
22	H NC State	66 60	39	H Virginia Tech	63 72	67	H Yale	63 66	147	N Missouri	82 69	
25	A Duke	61 71	46	A Virginia	65 47	76	A Boston College	75 93	176	H Elon	76 46	
			46	H Virginia	78 68	94	N Temple	71 58	201	H Illinois	85 60	
						98	H Syracuse	56 74	224	H Clemson	86 72	
									272	N UNCW	85 45	
									289	H Pittsburgh	70 62	
									305	H N.C. Central	92 53	
									315	H Navy	80 40	
									339	H Western Caro.	92 55	
									344	H Charleston So.	85 54	
LAST 10 Division I												
112	A Wake Forest	79 82	224	H Clemson	86 72							
76	A Boston College	75 93	46	H Virginia	78 68							
98	H Syracuse	56 74	22	A NC State	68 76							
39	H Virginia Tech	63 72	65	A Georgia Tech	67 60							
25	A Duke	61 71	6	H Louisville	67 74							

Non-Div I Games:

North Carolina

■ Loss,
 ■ Non-Conf,
 ■ S Site,
 ■ H Home
 ■ A Away
 N Neutral

North Dakota

Through Games Of Feb. 26, 2020

Average RPI Win:	269	WON-LOST	WINNING	LAST 10	STRENGTH OF	OPP. STRENGTH	TEAM	ADJ.	CONF.	ADJ CONF.
Average RPI Loss:	160	RECORD	PCT. RANK	GAMES	SCHEDULE	OF SCHEDULE	RPI	RPI	RPI	RPI
DIV. I ONLY	12- 13	189	2-8	299	237	237	237	19	19	
DIV. I NON-CONF.	7- 4	100	0	236	313	121	121	18	18	
TOTALS	RPI 1-25	RPI 26-50	W-L RECORDS	RPI 51-100	RPI 101-150	RPI 150+				
12- 13	0- 1	0- 1	OVERALL	0- 3	1- 0	11- 8				
5- 6	0- 0	0- 1	HOME	0- 2	1- 0	4- 3				
7- 7	0- 1	0- 0	AWAY	0- 1	0- 0	7- 5				
0- 0	0- 0	0- 0	NEUTRAL	0- 0	0- 0	0- 0				
7- 4	0- 1	0- 0	NON-CONFERENCE	0- 1	1- 0	6- 2				
2- 1	0- 0	0- 0	HOME	0- 1	1- 0	1- 0				
5- 3	0- 1	0- 0	AWAY	0- 0	0- 0	5- 2				
0- 0	0- 0	0- 0	NEUTRAL	0- 0	0- 0	0- 0				
5- 9	0- 0	0- 1	CONFERENCE	0- 2	0- 0	5- 6				
3- 5	0- 0	0- 1	HOME	0- 1	0- 0	3- 3				
2- 4	0- 0	0- 0	AWAY	0- 1	0- 0	2- 3				
0- 0	0- 0	0- 0	NEUTRAL	0- 0	0- 0	0- 0				

RPI 1-25				RPI 26-50				RPI 51-100				RPI 101+ Team's RPI: 237			
RPI	S	Opponent	Score	RPI	S	Opponent	Score	RPI	S	Opponent	Score	RPI	S	Opponent	Score
24	A	Arizona	42 74	33	H	South Dakota	46 93	77	A	South Dakota St.	64 99	150	H	Valparaiso	65 63
								77	H	South Dakota St.	61 74	158	A	New Orleans	73 79
								84	H	Illinois St.	58 66	194	A	Western Ill.	74 91
												194	H	Western Ill.	77 71
												213	H	Rhode Island	67 61
												217	A	Oral Roberts	52 75
												217	H	Oral Roberts	72 86
												222	A	SMU	51 66
												226	A	Grand Canyon	78 76
												236	A	Milwaukee	66 58
												244	A	Denver	90 82
												244	H	Denver	81 91
												265	A	North Dakota St.	82 92
												265	H	North Dakota St.	74 82
												296	A	Ga. Southern	69 56
												307	H	Omaha	63 57
												336	A	Purdue Fort Wayne	63 49
												336	H	Purdue Fort Wayne	91 85
												344	A	Charleston So.	73 57
												349	A	South Carolina St.	95 53
LAST 10 Division I															
265	H	North Dakota St.	74 82	336	A	Purdue Fort Wayne	63 49	194	H	Western Ill.	77 71				
77	H	South Dakota St.	61 74	244	H	Denver	81 91	265	A	North Dakota St.	82 92				
194	A	Western Ill.	74 91	77	A	South Dakota St.	64 99								
33	H	South Dakota	46 93												
217	H	Oral Roberts	72 86												

Non-Div I Games: Northland 118 35 Mayville St. 83 52

North Dakota

Loss, Non-Conf, S Site, H Home A Away N Neutral

Average RPI Win:	282	WON-LOST	WINNING	LAST 10	STRENGTH OF	OPP. STRENGTH	TEAM	ADJ.	CONF.	ADJ CONF.
Average RPI Loss:	129	RECORD	PCT. RANK	GAMES	SCHEDULE	OF SCHEDULE	RPI	RPI	RPI	RPI
DIV. I ONLY	7- 17	295	6-4	193	155	265	265	19	19	
DIV. I NON-CONF.	1- 9	326	0	153	29	293	293	18	18	
TOTALS	RPI 1-25	RPI 26-50	W-L RECORDS	RPI 51-100	RPI 101-150	RPI 150+				
7- 17	0- 0	0- 4	OVERALL	0- 3	0- 3	7- 7				
3- 8	0- 0	0- 1	HOME	0- 1	0- 2	3- 4				
4- 9	0- 0	0- 3	AWAY	0- 2	0- 1	4- 3				
0- 0	0- 0	0- 0	NEUTRAL	0- 0	0- 0	0- 0				
1- 9	0- 0	0- 2	NON-CONFERENCE	0- 2	0- 3	1- 2				
0- 5	0- 0	0- 0	HOME	0- 1	0- 2	0- 2				
1- 4	0- 0	0- 2	AWAY	0- 1	0- 1	1- 0				
0- 0	0- 0	0- 0	NEUTRAL	0- 0	0- 0	0- 0				
6- 8	0- 0	0- 2	CONFERENCE	0- 1	0- 0	6- 5				
3- 3	0- 0	0- 1	HOME	0- 0	0- 0	3- 2				
3- 5	0- 0	0- 1	AWAY	0- 1	0- 0	3- 3				
0- 0	0- 0	0- 0	NEUTRAL	0- 0	0- 0	0- 0				

RPI S	Opponent	Score	RPI S	Opponent	Score	RPI S	Opponent	Score	RPI S	Opponent	Score	Team's RPI: 265
33	A South Dakota	57 96	33	H South Dakota	36 80	56	H Iowa St.	58 86	126	A Northeastern	61 72	
36	A Bradley	64 70	77	A South Dakota St.	52 60	139	H Wisconsin	63 64	150	H Valparaiso	54 66	
43	A Creighton	59 70	78	A UNI	63 95	179	H Northern Ill.	68 74	179	H Wyoming	57 66	
						194	A Western Ill.	79 86	194	H Western Ill.	78 79	
						217	A Oral Roberts	62 70	217	H Oral Roberts	76 80	
						237	A North Dakota	82 74	237	H North Dakota	92 82	
						244	A Denver	82 91	244	H Denver	85 80	
						275	A New Hampshire	67 61	307	A Omaha	74 65	
						336	A Purdue Fort Wayne	58 44	336	H Purdue Fort Wayne	74 53	
LAST 10 Division I												
237	A North Dakota	82 74	194	A Western Ill.	79 86							
33	A South Dakota	57 96	336	A Purdue Fort Wayne	58 44							
336	H Purdue Fort Wayne	74 53	244	H Denver	85 80							
217	H Oral Roberts	76 80	77	A South Dakota St.	52 60							
307	A Omaha	74 65	237	H North Dakota	92 82							

Non-Div I Games: Waldorf 92 26 Mayville St. 97 59

North Dakota St.

North Florida

Through Games Of Feb. 26, 2020

Average RPI Win:	207	WON-LOST	WINNING	LAST 10	STRENGTH OF	OPP. STRENGTH	TEAM	ADJ.	CONF.	ADJ CONF.
Average RPI Loss:	129	RECORD	PCT. RANK	GAMES	SCHEDULE	OF SCHEDULE	RPI	RPI	RPI	RPI
DIV. I ONLY	12- 14	196	4-6	96	174	145	145	16	16	
DIV. I NON-CONF.	5- 6	187	0	52	148	90	90	14	14	
TOTALS	RPI 1-25	RPI 26-50	W-L RECORDS	RPI 51-100	RPI 101-150	RPI 150+				
12- 14	0- 1	0- 3	OVERALL	1- 1	2- 3	9- 6				
5- 4	0- 0	0- 1	HOME	0- 0	2- 0	3- 3				
5- 8	0- 1	0- 2	AWAY	0- 0	0- 3	5- 2				
2- 2	0- 0	0- 0	NEUTRAL	1- 1	0- 0	1- 1				
5- 6	0- 1	0- 1	NON-CONFERENCE	1- 1	1- 2	3- 1				
1- 0	0- 0	0- 0	HOME	0- 0	1- 0	0- 0				
2- 4	0- 1	0- 1	AWAY	0- 0	0- 2	2- 0				
2- 2	0- 0	0- 0	NEUTRAL	1- 1	0- 0	1- 1				
7- 8	0- 0	0- 2	CONFERENCE	0- 0	1- 1	6- 5				
4- 4	0- 0	0- 1	HOME	0- 0	1- 0	3- 3				
3- 4	0- 0	0- 1	AWAY	0- 0	0- 1	3- 2				
0- 0	0- 0	0- 0	NEUTRAL	0- 0	0- 0	3- 0				

RPI S	Opponent	Score	RPI S	Opponent	Score	RPI S	Opponent	Score	RPI S	Opponent	Score	Team's RPI: 145
18 A	Indiana	45 72	26 A	Florida St.	41 70	58 N	Marist	54 69	101 A	Miami (FL)	55 78	
			31 A	FGCU	65 76	92 N	Rider	80 70	103 A	Liberty	54 76	
			31 H	FGCU	50 72				103 H	Liberty	65 50	
									133 H	Holy Cross	80 60	
									139 A	Wisconsin	62 75	
									156 A	North Ala.	51 54	
									156 H	North Ala.	67 65	
									170 A	Jacksonville	70 64	
									170 H	Jacksonville	60 69	
									178 N	Norfolk St.	54 57	
									214 H	Stetson	52 60	
									216 A	Kennesaw St.	64 55	
									216 H	Kennesaw St.	57 33	
									250 A	Alabama A&M	73 64	
									254 A	Lipscomb	68 60	
									254 H	Lipscomb	66 73	
									269 N	Nicholls St.	64 61	
									304 A	FIU	64 49	
									326 A	NJIT	56 60	
									326 H	NJIT	71 48	
LAST 10 Division I												
103 A	Liberty	54 76	31 A	FGCU	65 76							
254 H	Lipscomb	66 73	214 H	Stetson	52 60							
170 H	Jacksonville	60 69	216 H	Kennesaw St.	57 33							
156 H	North Ala.	67 65	103 H	Liberty	65 50							
326 A	NJIT	56 60	254 A	Lipscomb	68 60							

Non-Div I Games: Warner 110 46 Edward Waters 80 51

North Florida

Loss, Non-Conf, S Site, H Home A Away N Neutral

North Texas

Through Games Of Feb. 26, 2020

Average RPI Win: 251	WON-LOST	WINNING	LAST 10	STRENGTH OF	OPP. STRENGTH	TEAM	ADJ.	CONF.	ADJ CONF.
Average RPI Loss: 139	RECORD	PCT. RANK	GAMES	SCHEDULE	OF SCHEDULE	RPI	RPI	RPI	RPI
DIV. I ONLY	8- 16	275	3-7	158	182	259	259	13	13
DIV. I NON-CONF.	4- 5	195	0	193	314	224	224	16	16
TOTALS	RPI 1-25	RPI 26-50	W-L RECORDS	RPI 51-100	RPI 101-150	RPI 150+			
8- 16	0- 1	1- 2	OVERALL	0- 4	0- 2	7- 7			
6- 6	0- 0	1- 0	HOME	0- 2	0- 2	5- 2			
2- 8	0- 0	0- 1	AWAY	0- 2	0- 0	2- 5			
0- 2	0- 1	0- 1	NEUTRAL	0- 0	0- 0	0- 0			
4- 5	0- 1	0- 1	NON-CONFERENCE	0- 0	0- 1	4- 2			
3- 1	0- 0	0- 0	HOME	0- 0	0- 1	3- 0			
1- 2	0- 0	0- 0	AWAY	0- 0	0- 0	1- 2			
0- 2	0- 1	0- 1	NEUTRAL	0- 0	0- 0	0- 0			
4- 11	0- 0	1- 1	CONFERENCE	0- 4	0- 1	3- 5			
3- 5	0- 0	1- 0	HOME	0- 2	0- 1	2- 2			
1- 6	0- 0	0- 1	AWAY	0- 2	0- 0	1- 3			
0- 0	0- 0	0- 0	NEUTRAL	0- 0	0- 0	0- 0			

RPI 1-25				RPI 26-50				RPI 51-100				RPI 101+ Team's RPI: 259			
RPI	S	Opponent	Score	RPI	S	Opponent	Score	RPI	S	Opponent	Score	RPI	S	Opponent	Score
22	N	NC State	65 76	27	A	Old Dominion	66 71	51	A	Charlotte	59 72	106	H	UT Arlington	49 68
				34	H	Western Ky.	61 54	57	H	Middle Tenn.	60 80	122	H	UAB	50 51
				44	N	Texas	57 63	64	A	Rice	66 69	191	A	Fla. Atlantic	78 84
								64	H	Rice	52 67	197	A	Hawaii	66 60
												204	H	Southern Miss.	57 65
												208	H	Louisiana	69 66
												221	A	UTEP	63 67
												230	H	Marshall	59 68
												232	A	CSU Bakersfield	52 61
												263	H	Louisiana Tech	74 69
												282	A	Utah St.	55 66
												304	A	FIU	56 58
												312	A	UTSA	79 55
												312	H	UTSA	94 55
												332	H	Alcorn	67 31
												350	H	La.-Monroe	63 51
LAST 10 Division I															
				312	H	UTSA	94 55	57	H	Middle Tenn.	60 80				
				64	A	Rice	66 69	64	H	Rice	52 67				
				27	A	Old Dominion	66 71	221	A	UTEP	63 67				
				51	A	Charlotte	59 72	312	A	UTSA	79 55				
				122	H	UAB	50 51	263	H	Louisiana Tech	74 69				

Non-Div I Games: Mid-Amer. Christian59 **61** Xavier (LA) 68 31 Tex. A&M-Texarkana 114 54

North Texas

Loss, Non-Conf, S Site, H Home A Away N Neutral

Northeastern

Through Games Of Feb. 26, 2020

Average RPI Win:	213	WON-LOST	WINNING	LAST 10	STRENGTH OF	OPP. STRENGTH	TEAM	ADJ.	CONF.	ADJ CONF.
Average RPI Loss:	74	RECORD	PCT. RANK	GAMES	SCHEDULE	OF SCHEDULE	RPI	RPI	RPI	RPI
DIV. I ONLY	12- 14	196	4-6	39	127	126	126	14	14	
DIV. I NON-CONF.	4- 7	225	0	28	61	114	114	13	13	
TOTALS	RPI 1-25	RPI 26-50	W-L RECORDS	RPI 51-100	RPI 101-150	RPI 150+				
12- 14	0- 2	0- 5	OVERALL	1- 3	1- 2	10- 2				
8- 6	0- 0	0- 3	HOME	0- 2	1- 0	7- 1				
4- 8	0- 2	0- 2	AWAY	1- 1	0- 2	3- 1				
0- 0	0- 0	0- 0	NEUTRAL	0- 0	0- 0	0- 0				
4- 7	0- 2	0- 1	NON-CONFERENCE	1- 3	0- 1	3- 0				
2- 3	0- 0	0- 1	HOME	0- 2	0- 0	2- 0				
2- 4	0- 2	0- 0	AWAY	1- 1	0- 1	1- 0				
0- 0	0- 0	0- 0	NEUTRAL	0- 0	0- 0	0- 0				
8- 7	0- 0	0- 4	CONFERENCE	0- 0	1- 1	7- 2				
6- 3	0- 0	0- 2	HOME	0- 0	1- 0	5- 1				
2- 4	0- 0	0- 2	AWAY	0- 0	0- 1	2- 1				
0- 0	0- 0	0- 0	NEUTRAL	0- 0	0- 0	0- 0				

RPI 1-25				RPI 26-50				RPI 51-100				RPI 101+ Team's RPI: 126			
RPI	S	Opponent	Score	RPI	S	Opponent	Score	RPI	S	Opponent	Score	RPI	S	Opponent	Score
1	A	Oregon	47 89	33	H	South Dakota	76 80	53	H	Dayton	60 71	113	A	William & Mary	64 80
17	A	Central Mich.	63 79	41	A	James Madison	54 67	67	H	Yale	63 78	113	H	William & Mary	61 55
				41	H	James Madison	64 86	89	A	Fordham	58 74	131	A	Boston U.	56 72
				42	A	Drexel	41 50	96	A	Harvard	46 44	174	A	Maine	66 58
				42	H	Drexel	51 67					176	A	Elon	69 45
												176	H	Elon	68 65
												180	A	Towson	68 81
												180	H	Towson	66 63
												181	A	Delaware	72 62
												181	H	Delaware	69 81
												261	H	Col. of Charleston	72 68
												265	H	North Dakota St.	72 61
												272	H	UNCW	63 61
												317	H	Hofstra	74 51
												345	H	Hartford	60 47
LAST 10 Division I															
180	H	Towson	66 63	181	H	Delaware	69 81								
41	H	James Madison	64 86	272	H	UNCW	63 61								
176	A	Elon	69 45	261	H	Col. of Charleston	72 68								
113	A	William & Mary	64 80	41	A	James Madison	54 67								
42	H	Drexel	51 67	180	A	Towson	68 81								

Non-Div I Games:

Northeastern

■ Loss,
 ■ Non-Conf,
 ■ S Site,
 ■ H Home
 ■ A Away
 N Neutral

Northern Ariz.

Through Games Of Feb. 26, 2020

Average RPI Win:	245	WON-LOST	WINNING	LAST 10	STRENGTH OF	OPP. STRENGTH	TEAM	ADJ.	CONF.	ADJ CONF.
Average RPI Loss:	148	RECORD	PCT. RANK	GAMES	SCHEDULE	OF SCHEDULE	RPI	RPI	RPI	RPI
DIV. I ONLY	15- 11	134	7-3	237	233	161	161	18	18	
DIV. I NON-CONF.	3- 6	235	0	131	240	204	204	17	17	
TOTALS	RPI 1-25	RPI 26-50	W-L RECORDS	RPI 51-100	RPI 101-150	RPI 150+				
15- 11	0- 1	0- 0	OVERALL	0- 3	2- 0	13- 7				
7- 4	0- 0	0- 0	HOME	0- 1	1- 0	6- 3				
7- 6	0- 0	0- 0	AWAY	0- 2	1- 0	6- 4				
1- 1	0- 1	0- 0	NEUTRAL	0- 0	0- 0	1- 0				
3- 6	0- 1	0- 0	NON-CONFERENCE	0- 2	0- 0	3- 3				
1- 1	0- 0	0- 0	HOME	0- 0	0- 0	1- 1				
1- 4	0- 0	0- 0	AWAY	0- 2	0- 0	1- 2				
1- 1	0- 1	0- 0	NEUTRAL	0- 0	0- 0	1- 0				
12- 5	0- 0	0- 0	CONFERENCE	0- 1	2- 0	10- 4				
6- 3	0- 0	0- 0	HOME	0- 1	1- 0	5- 2				
6- 2	0- 0	0- 0	AWAY	0- 0	1- 0	5- 2				
0- 0	0- 0	0- 0	NEUTRAL	0- 0	0- 0	0- 0				

RPI 1-25			RPI 26-50			RPI 51-100			RPI 101+ Team's RPI: 161		
RPI	S	Opponent	Score	RPI	S	Opponent	Score	RPI	S	Opponent	Score
16	N	Oregon St.	57 91					64	A	Rice	57 71
								70	A	Fresno St.	66 83
								80	H	Montana St.	64 72
								124	A	Idaho	71 70
								124	H	Idaho	70 67
								159	H	UC Davis	61 71
								162	N	San Jose St.	67 64
								164	H	Montana	71 79
								169	A	Idaho St.	70 59
								169	H	Idaho St.	76 79
								177	A	Southern Utah	64 82
								177	H	Southern Utah	84 76
								215	A	Portland St.	54 66
								219	A	New Mexico	76 83
								223	A	Northern Colo.	71 60
								223	H	Northern Colo.	72 45
								299	A	California Baptist	79 98
								301	A	Eastern Wash.	70 62
								301	H	Eastern Wash.	63 58
								303	H	Seattle U	88 80
								306	A	Sacramento St.	85 65
								306	H	Sacramento St.	114 107
								318	A	Houston Baptist	79 62
								320	A	Weber St.	88 82
								320	H	Weber St.	92 61
LAST 10 Division I											
301	H	Eastern Wash.	63 58	169	H	Idaho St.	76 79				
124	H	Idaho	70 67	301	A	Eastern Wash.	70 62				
177	A	Southern Utah	64 82	124	A	Idaho	71 70				
223	A	Northern Colo.	71 60	306	A	Sacramento St.	85 65				
320	H	Weber St.	92 61	215	A	Portland St.	54 66				

Non-Div I Games:

Northern Ariz.

■ Loss,
 ■ Non-Conf,
 ■ S Site,
 ■ Home
 ■ A Away
 N Neutral

Average RPI Win:	246	WON-LOST	WINNING	LAST 10	STRENGTH OF	OPP. STRENGTH	TEAM	ADJ.	CONF.	ADJ CONF.
Average RPI Loss:	165	RECORD	PCT. RANK	GAMES	SCHEDULE	OF SCHEDULE	RPI	RPI	RPI	RPI
DIV. I ONLY	11- 14	210	4-6	249	198	223	223	18	18	
DIV. I NON-CONF.	4- 5	195	0	162	134	154	154	17	17	
TOTALS	RPI 1-25	RPI 26-50	W-L RECORDS	RPI 51-100	RPI 101-150	RPI 150+				
11- 14	0- 2	0- 0	OVERALL	0- 1	0- 1	11- 10				
4- 7	0- 0	0- 0	HOME	0- 0	0- 1	4- 6				
7- 7	0- 2	0- 0	AWAY	0- 1	0- 0	7- 4				
0- 0	0- 0	0- 0	NEUTRAL	0- 0	0- 0	0- 0				
4- 5	0- 2	0- 0	NON-CONFERENCE	0- 0	0- 0	4- 3				
1- 2	0- 0	0- 0	HOME	0- 0	0- 0	1- 2				
3- 3	0- 2	0- 0	AWAY	0- 0	0- 0	3- 1				
0- 0	0- 0	0- 0	NEUTRAL	0- 0	0- 0	0- 0				
7- 9	0- 0	0- 0	CONFERENCE	0- 1	0- 1	7- 7				
3- 5	0- 0	0- 0	HOME	0- 0	0- 1	3- 4				
4- 4	0- 0	0- 0	AWAY	0- 1	0- 0	4- 3				
0- 0	0- 0	0- 0	NEUTRAL	0- 0	0- 0	0- 0				

RPI	S	Opponent	Score	RPI	S	Opponent	Score	RPI	S	Opponent	Score	RPI	S	Opponent	Score	Team's RPI: 223
8	A	Stanford	36 90					80	A	Montana St.	58 91	124	H	Idaho	46 57	
12	A	UCLA	58 92									161	A	Northern Ariz.	45 72	
												161	H	Northern Ariz.	60 71	
												164	A	Montana	67 58	
												169	A	Idaho St.	39 59	
												169	H	Idaho St.	55 71	
												177	A	Southern Utah	50 64	
												177	H	Southern Utah	55 68	
												183	A	Wyoming	46 44	
												198	A	Chattanooga	59 42	
												215	A	Portland St.	78 51	
												215	H	Portland St.	77 58	
												222	A	SMU	61 52	
												231	H	San Francisco	83 90	
												244	A	Denver	55 74	
												274	H	Colorado St.	58 75	
												280	H	Air Force	72 62	
												301	H	Eastern Wash.	63 42	
												306	A	Sacramento St.	73 63	
												306	H	Sacramento St.	90 73	
												320	A	Weber St.	69 65	
												320	H	Weber St.	60 65	
LAST 10 Division I																
169	H	Idaho St.	55 71	177	H	Southern Utah	55 68	320	A	Weber St.	69 65	169	A	Idaho St.	39 59	
177	A	Southern Utah	50 64	301	H	Eastern Wash.	63 42	124	H	Idaho	46 57					
306	H	Sacramento St.	90 73													
161	H	Northern Ariz.	60 71													
215	A	Portland St.	78 51													

Non-Div I Games:

Northern Colo.

■ Loss,
 ■ Non-Conf, S Site,
 ■ Home
 ■ Away
 N Neutral

Average RPI Win:	209	WON-LOST	WINNING	LAST 10	STRENGTH OF	OPP. STRENGTH	TEAM	ADJ.	CONF.	ADJ CONF.
Average RPI Loss:	96	RECORD	PCT. RANK	GAMES	SCHEDULE	OF SCHEDULE	RPI	RPI	RPI	RPI
DIV. I ONLY	9- 17	268	4-6	59	120	179	179	10	10	
DIV. I NON-CONF.	4- 7	225	0	59	185	150	150	9	9	
TOTALS	RPI 1-25	RPI 26-50	W-L RECORDS	RPI 51-100	RPI 101-150	RPI 150+				
9- 17	0- 2	0- 3	OVERALL	0- 6	1- 2	8- 4				
4- 8	0- 1	0- 1	HOME	0- 3	1- 2	3- 1				
4- 8	0- 1	0- 1	AWAY	0- 3	0- 0	4- 3				
1- 1	0- 0	0- 1	NEUTRAL	0- 0	0- 0	1- 0				
4- 7	0- 0	0- 3	NON-CONFERENCE	0- 3	0- 0	4- 1				
1- 3	0- 0	0- 1	HOME	0- 2	0- 0	1- 0				
2- 3	0- 0	0- 1	AWAY	0- 1	0- 0	2- 1				
1- 1	0- 0	0- 1	NEUTRAL	0- 0	0- 0	1- 0				
5- 10	0- 2	0- 0	CONFERENCE	0- 3	1- 2	4- 3				
3- 5	0- 1	0- 0	HOME	0- 1	1- 2	2- 1				
2- 5	0- 1	0- 0	AWAY	0- 2	0- 0	2- 2				
0- 0	0- 0	0- 0	NEUTRAL	0- 0	0- 0	0- 0				

RPI 1-25				RPI 26-50				RPI 51-100				RPI 101+ Team's RPI: 179			
RPI	S	Opponent	Score	RPI	S	Opponent	Score	RPI	S	Opponent	Score	RPI	S	Opponent	Score
17	A	Central Mich.	60 66	29	H	Drake	49 73	60	A	Ohio	67 87	102	H	Kent St.	71 79
17	H	Central Mich.	66 70	33	N	South Dakota	48 91	60	H	Ohio	79 85	143	H	Buffalo	64 63
				40	A	Purdue	63 68	68	A	Ball St.	89 97	148	H	Western Mich.	65 68
								84	A	Illinois St.	66 69	155	A	Akron	70 65
								96	H	Harvard	53 59	171	A	Eastern Mich.	55 62
								99	H	Southern Ill.	61 80	171	H	Eastern Mich.	65 59
												173	H	Toledo	51 63
												199	A	Miami (OH)	64 66
												199	H	Miami (OH)	86 84
												210	N	Tennessee Tech	82 74
												212	H	Eastern Ill.	61 48
												236	A	Milwaukee	65 78
												251	A	Bowling Green	92 87
												265	A	North Dakota St.	74 68
												274	A	Colorado St.	80 75
LAST 10 Division I															
171	H	Eastern Mich.	65 59	251	A	Bowling Green	92 87								
17	H	Central Mich.	66 70	17	A	Central Mich.	60 66								
68	A	Ball St.	89 97	143	H	Buffalo	64 63								
148	H	Western Mich.	65 68	171	A	Eastern Mich.	55 62								
199	H	Miami (OH)	86 84	60	H	Ohio	79 85								

Non-Div I Games:

Northern Ill.

■ Loss,
 ■ Non-Conf,
 ■ S Site,
 ■ H Home
 ■ A Away
 N Neutral

Average RPI Win:	257	WON-LOST	WINNING	LAST 10	STRENGTH OF	OPP. STRENGTH	TEAM	ADJ.	CONF.	ADJ CONF.
Average RPI Loss:	144	RECORD	PCT. RANK	GAMES	SCHEDULE	OF SCHEDULE	RPI	RPI	RPI	RPI
DIV. I ONLY	16- 11	119	7-3	270	235	186	186	22	22	
DIV. I NON-CONF.	6- 5	151	0	311	155	220	220	20	20	
TOTALS	RPI 1-25	RPI 26-50	W-L RECORDS	RPI 51-100	RPI 101-150	RPI 150+				
16- 11	0- 1	0- 0	OVERALL	1- 3	1- 1	14- 6				
10- 4	0- 1	0- 0	HOME	1- 1	1- 0	8- 2				
5- 7	0- 0	0- 0	AWAY	0- 2	0- 1	5- 4				
1- 0	0- 0	0- 0	NEUTRAL	0- 0	0- 0	1- 0				
6- 5	0- 1	0- 0	NON-CONFERENCE	0- 2	0- 0	6- 2				
3- 2	0- 1	0- 0	HOME	0- 1	0- 0	3- 0				
2- 3	0- 0	0- 0	AWAY	0- 1	0- 0	2- 2				
1- 0	0- 0	0- 0	NEUTRAL	0- 0	0- 0	1- 0				
10- 6	0- 0	0- 0	CONFERENCE	1- 1	1- 1	8- 4				
7- 2	0- 0	0- 0	HOME	1- 0	1- 0	5- 2				
3- 4	0- 0	0- 0	AWAY	0- 1	0- 1	3- 2				
0- 0	0- 0	0- 0	NEUTRAL	0- 0	0- 0	0- 0				

RPI S	Opponent	Score	RPI S	Opponent	Score	RPI S	Opponent	Score	RPI S	Opponent	Score	Team's RPI: 186
6	H Louisville	57 85				55	A Belmont	45 62	129	A Green Bay	44 65	
						62	A IUPUI	61 89	129	H Green Bay	63 43	
						62	H IUPUI	65 62	153	A Wright St.	69 79	
						88	H Saint Louis	42 67	153	H Wright St.	55 63	
									200	A Cleveland St.	62 66	
									200	H Cleveland St.	68 73	
									236	A Milwaukee	61 49	
									236	H Milwaukee	61 37	
									243	H Central Ark.	72 56	
									253	A Youngstown St.	59 55	
									253	H Youngstown St.	75 56	
									254	A Lipscomb	69 71	
									255	N Jacksonville St.	66 63	
									268	A Indiana St.	70 68	
									271	H Wofford	80 72	
									278	H Oakland	69 60	
									285	A Eastern Ky.	62 69	
									304	A FIU	67 45	
									307	H Omaha	57 40	
									333	H Detroit Mercy	72 60	
									342	A UIC	88 46	
									342	H UIC	78 35	
LAST 10 Division I												
153	A Wright St.	69 79	129	H Green Bay	63 43							
62	H IUPUI	65 62	236	H Milwaukee	61 37							
342	H UIC	78 35	333	H Detroit Mercy	72 60							
253	A Youngstown St.	59 55	278	H Oakland	69 60							
200	A Cleveland St.	62 66	153	H Wright St.	55 63							

Non-Div I Games:

Northern Ky.

■ Loss,
 ■ Non-Conf, S Site,
 ■ Home
 ■ Away
 N Neutral

Northwestern

Through Games Of Feb. 26, 2020

Average RPI Win:	108	WON-LOST	WINNING	LAST 10	STRENGTH OF	OPP. STRENGTH	TEAM	ADJ.	CONF.	ADJ CONF.
Average RPI Loss:	11	RECORD	PCT. RANK	GAMES	SCHEDULE	OF SCHEDULE	RPI	RPI	RPI	RPI
DIV. I ONLY	25- 3	8	9-1	30	2	7	7	2	2	
DIV. I NON-CONF.	10- 1	20	0	93	23	24	24	1	1	
TOTALS	RPI 1-25	RPI 26-50	W-L RECORDS	RPI 51-100	RPI 101-150	RPI 150+				
25- 3	4- 3	5- 0	OVERALL	6- 0	3- 0	7- 0				
13- 2	1- 2	3- 0	HOME	4- 0	2- 0	3- 0				
10- 1	3- 1	2- 0	AWAY	2- 0	1- 0	2- 0				
2- 0	0- 0	0- 0	NEUTRAL	0- 0	0- 0	2- 0				
10- 1	1- 1	1- 0	NON-CONFERENCE	2- 0	2- 0	4- 0				
6- 1	0- 1	0- 0	HOME	2- 0	2- 0	2- 0				
2- 0	1- 0	1- 0	AWAY	0- 0	0- 0	0- 0				
2- 0	0- 0	0- 0	NEUTRAL	0- 0	0- 0	2- 0				
15- 2	3- 2	4- 0	CONFERENCE	4- 0	1- 0	3- 0				
7- 1	1- 1	3- 0	HOME	2- 0	0- 0	1- 0				
8- 1	2- 1	1- 0	AWAY	2- 0	1- 0	2- 0				
0- 0	0- 0	0- 0	NEUTRAL	0- 0	0- 0	0- 0				

RPI 1-25				Team's RPI: 7				RPI 26-50				RPI 51-100				RPI 101+			
RPI	S	Opponent	Score					RPI	S	Opponent	Score					RPI	S	Opponent	Score
3	A	Maryland	61	70				32	A	Michigan	66	60				76	H	Boston College	66 63
3	H	Maryland	81	58				32	H	Michigan	81	73				85	A	Michigan St.	76 48
11	H	Iowa	51	77				35	A	Marquette	64	56				85	H	Michigan St.	85 55
18	A	Indiana	71	69				40	H	Purdue	61	56				86	A	Minnesota	56 54
20	H	DePaul	68	70				45	H	Rutgers	82	65				87	H	Nebraska	60 56
23	A	Ohio St.	69	55												95	H	Colgate	73 44
25	A	Duke	63	42															
LAST 10 Division I																			
								23	A	Ohio St.	69	55				85	H	Michigan St.	85 55
								139	A	Wisconsin	82	66				206	A	Penn St.	82 59
								45	H	Rutgers	82	65				32	H	Michigan	81 73
								87	H	Nebraska	60	56				3	A	Maryland	61 70
								32	A	Michigan	66	60				85	A	Michigan St.	76 48

Non-Div I Games:

Northwestern

■ Loss,
 ■ Non-Conf, S Site,
 ■ Home
 ■ Away
 N Neutral

NORTHWESTERN DIV.				THROUGH GAMES OF FEB. 10, 1910						
Average RPI Win:	319	WON-LOST	WINNING	LAST 10	STRENGTH OF	OPP. STRENGTH	TEAM	ADJ.	CONF.	ADJ CONF.
Average RPI Loss:	184	RECORD	PCT. RANK	GAMES	SCHEDULE	OF SCHEDULE	RPI	RPI	RPI	RPI
DIV. I ONLY	5- 18	316	2-8	306	297	335	335	23	23	
DIV. I NON-CONF.	1- 5	313	0	239	274	325	325	24	24	
TOTALS	RPI 1-25	RPI 26-50	W-L RECORDS	RPI 51-100	RPI 101-150	RPI 150+				
5- 18	0- 0	0- 2	OVERALL	0- 3	0- 2	5- 11				
4- 8	0- 0	0- 0	HOME	0- 2	0- 0	4- 6				
1- 10	0- 0	0- 2	AWAY	0- 1	0- 2	1- 5				
0- 0	0- 0	0- 0	NEUTRAL	0- 0	0- 0	0- 0				
1- 5	0- 0	0- 2	NON-CONFERENCE	0- 0	0- 1	1- 2				
1- 1	0- 0	0- 0	HOME	0- 0	0- 0	1- 1				
0- 4	0- 0	0- 2	AWAY	0- 0	0- 1	0- 1				
0- 0	0- 0	0- 0	NEUTRAL	0- 0	0- 0	0- 0				
4- 13	0- 0	0- 0	CONFERENCE	0- 3	0- 1	4- 9				
3- 7	0- 0	0- 0	HOME	0- 2	0- 0	3- 5				
1- 6	0- 0	0- 0	AWAY	0- 1	0- 1	1- 4				
0- 0	0- 0	0- 0	NEUTRAL	0- 0	0- 0	0- 0				

RPI 1-25				RPI 26-50				RPI 51-100				RPI 101+				Team's RPI: 335	
RPI	S	Opponent	Score	RPI	S	Opponent	Score	RPI	S	Opponent	Score	RPI	S	Opponent	Score		
				37	A	Arkansas	39 99	91	H	A&M-Corpus Christi	59 72	105	A	Abilene Christian	69 84		
				44	A	Texas	49 91	97	A	SFA	40 89	141	A	Texas Tech	49 79		
								97	H	SFA	45 61	151	H	Sam Houston St.	69 79		
												152	H	Jackson St.	49 66		
												158	H	New Orleans	63 77		
												239	H	Southeastern La.	56 72		
												243	H	Central Ark.	44 51		
												257	A	Incarnate Word	39 76		
												257	H	Incarnate Word	67 69		
												269	A	Nicholls St.	66 73		
												269	H	Nicholls St.	58 54		
												273	A	Lamar University	58 61		
												318	A	Houston Baptist	54 46		
												318	H	Houston Baptist	69 60		
												343	A	McNeese	51 61		
												343	H	McNeese	70 60		
												346	H	Grambling	65 61		
												350	A	La.-Monroe	54 63		
LAST 10 Division I																	
				97	H	SFA	45 61	105	A	Abilene Christian	69 84						
				269	A	Nicholls St.	66 73	243	H	Central Ark.	44 51						
				343	H	McNeese	70 60	158	H	New Orleans	63 77						
				257	A	Incarnate Word	39 76	239	H	Southeastern La.	56 72						
				318	A	Houston Baptist	54 46	97	A	SFA	40 89						

Non-Div I Games:	LeTourneau	91	61	LSU-Shreveport	63	68	Central Baptist	61	59
------------------	------------	----	----	----------------	----	----	-----------------	----	----

Northwestern St.

■ Loss, ■ Non-Conf, S Site, H Home A Away N Neutral

Notre Dame

Through Games Of Feb. 26, 2020

Average RPI Win:	144	WON-LOST	WINNING	LAST 10	STRENGTH OF	OPP. STRENGTH	TEAM	ADJ.	CONF.	ADJ CONF.
Average RPI Loss:	57	RECORD	PCT. RANK	GAMES	SCHEDULE	OF SCHEDULE	RPI	RPI	RPI	RPI
DIV. I ONLY	11- 17	239	5-5	22	16	115	115	5	5	
DIV. I NON-CONF.	5- 7	205	0	9	7	89	89	4	4	
TOTALS	RPI 1-25	RPI 26-50	W-L RECORDS	RPI 51-100	RPI 101-150	RPI 150+				
11- 17	0- 6	1- 3	OVERALL	4- 7	2- 0	4- 1				
5- 9	0- 3	0- 1	HOME	1- 4	1- 0	3- 1				
5- 6	0- 3	1- 1	AWAY	2- 2	1- 0	1- 0				
1- 2	0- 0	0- 1	NEUTRAL	1- 1	0- 0	0- 0				
5- 7	0- 2	1- 1	NON-CONFERENCE	2- 4	0- 0	2- 0				
2- 4	0- 1	0- 0	HOME	0- 3	0- 0	2- 0				
2- 1	0- 1	1- 0	AWAY	1- 0	0- 0	0- 0				
1- 2	0- 0	0- 1	NEUTRAL	1- 1	0- 0	0- 0				
6- 10	0- 4	0- 2	CONFERENCE	2- 3	2- 0	2- 1				
3- 5	0- 2	0- 1	HOME	1- 1	1- 0	1- 1				
3- 5	0- 2	0- 1	AWAY	1- 2	1- 0	1- 0				
0- 0	0- 0	0- 0	NEUTRAL	0- 0	0- 0	0- 0				

RPI	S	Opponent	Score	RPI	S	Opponent	Score	RPI	S	Opponent	Score	RPI	S	Opponent	Score	Team's RPI: 115
5	A	UConn	57 81	31	N	FGCU	60 69	54	H	Tennessee	63 74	101	H	Miami (FL)	76 53	
6	A	Louisville	49 82	32	A	Michigan	76 72	65	A	Georgia Tech	59 51	112	A	Wake Forest	75 71	
6	H	Louisville	54 86	39	H	Virginia Tech	62 68	71	N	South Fla.	67 51	173	H	Toledo	54 51	
20	H	DePaul	94 105	46	A	Virginia	60 90	76	A	Boston College	55 56	224	H	Clemson	55 71	
22	H	NC State	56 90					76	H	Boston College	65 75	264	H	Loyola Maryland	84 60	
25	A	Duke	47 50					77	N	South Dakota St.	59 65	289	A	Pittsburgh	60 52	
								85	H	Michigan St.	69 72	289	H	Pittsburgh	74 52	
								86	H	Minnesota	67 75					
								89	A	Fordham	60 55					
								98	A	Syracuse	63 74					
								98	H	Syracuse	72 70					
LAST 10 Division I																
98	H	Syracuse	72 70	112	A	Wake Forest	75 71									
39	H	Virginia Tech	62 68	65	A	Georgia Tech	59 51									
6	A	Louisville	49 82	6	H	Louisville	54 86									
76	A	Boston College	55 56	46	A	Virginia	60 90									
289	H	Pittsburgh	74 52	101	H	Miami (FL)	76 53									

Non-Div I Games:

Notre Dame

Loss, Non-Conf, S Site, H Home A Away N Neutral

Oakland

Through Games Of Feb. 26, 2020

Average RPI Win: 281	WON-LOST	WINNING	LAST 10	STRENGTH OF	OPP. STRENGTH	TEAM	ADJ.	CONF.	ADJ CONF.
Average RPI Loss: 161	RECORD	PCT. RANK	GAMES	SCHEDULE	OF SCHEDULE	RPI	RPI	RPI	RPI
DIV. I ONLY	9- 16	254	3-7	288	225	278	278	22	22
DIV. I NON-CONF.	3- 6	235	0	277	96	249	249	20	20
TOTALS	RPI 1-25	RPI 26-50	W-L RECORDS	RPI 51-100	RPI 101-150	RPI 150+			
9- 16	0- 1	0- 2	OVERALL	0- 3	1- 1	8- 9			
4- 5	0- 1	0- 1	HOME	0- 1	1- 0	3- 2			
4- 11	0- 0	0- 1	AWAY	0- 2	0- 1	4- 7			
1- 0	0- 0	0- 0	NEUTRAL	0- 0	0- 0	1- 0			
3- 6	0- 1	0- 2	NON-CONFERENCE	0- 1	0- 0	3- 2			
0- 2	0- 1	0- 1	HOME	0- 0	0- 0	0- 0			
2- 4	0- 0	0- 1	AWAY	0- 1	0- 0	2- 2			
1- 0	0- 0	0- 0	NEUTRAL	0- 0	0- 0	1- 0			
6- 10	0- 0	0- 0	CONFERENCE	0- 2	1- 1	5- 7			
4- 3	0- 0	0- 0	HOME	0- 1	1- 0	3- 2			
2- 7	0- 0	0- 0	AWAY	0- 1	0- 1	2- 5			
0- 0	0- 0	0- 0	NEUTRAL	0- 0	0- 0	0- 0			

RPI 1-25			RPI 26-50			RPI 51-100			RPI 101+ Team's RPI: 278		
RPI	S	Opponent	Score	RPI	S	Opponent	Score	RPI	S	Opponent	Score
17	H	Central Mich.	47 65	32	A	Michigan	64 79	62	A	IUPUI	41 76
				36	H	Bradley	58 74	62	H	IUPUI	63 89
								85	A	Michigan St.	56 76
								129	A	Green Bay	51 76
								129	H	Green Bay	93 88
								153	A	Wright St.	66 85
								186	A	Northern Ky.	60 69
								200	A	Cleveland St.	64 83
								200	H	Cleveland St.	58 79
								236	A	Milwaukee	67 74
								236	H	Milwaukee	78 62
								253	A	Youngstown St.	86 73
								253	H	Youngstown St.	74 79
								255	N	Jacksonville St.	61 55
								284	A	Niagara	63 77
								294	A	St. Bonaventure	66 80
								304	A	FIU	58 49
								333	A	Detroit Mercy	71 57
								333	H	Detroit Mercy	65 60
								342	A	UIC	64 70
								342	H	UIC	63 46
								347	A	Chicago St.	98 70
LAST 10 Division I											
253	A	Youngstown St.	86 73	342	H	UIC	63 46				
200	A	Cleveland St.	64 83	333	H	Detroit Mercy	65 60				
129	A	Green Bay	51 76	153	A	Wright St.	66 85				
236	A	Milwaukee	67 74	186	A	Northern Ky.	60 69				
62	H	IUPUI	63 89	200	H	Cleveland St.	58 79				

Non-Div I Games: Lourdes 72 53 Concordia (MI) 76 42

Oakland

■ Loss,
 ■ Non-Conf, S Site,
 ■ Home
 ■ Away
 N Neutral

Average RPI Win:	169	WON-LOST	WINNING	LAST 10	STRENGTH OF	OPP. STRENGTH	TEAM	ADJ.	CONF.	ADJ CONF.
Average RPI Loss:	93	RECORD	PCT. RANK	GAMES	SCHEDULE	OF SCHEDULE	RPI	RPI	RPI	RPI
DIV. I ONLY	17- 9	78	7-3	119	77	60	60	10	10	
DIV. I NON-CONF.	7- 4	100	0	124	21	66	66	9	9	
TOTALS	RPI 1-25	RPI 26-50	W-L RECORDS	RPI 51-100	RPI 101-150	RPI 150+				
17- 9	1- 3	0- 1	OVERALL	2- 2	2- 1	12- 2				
10- 1	0- 1	0- 0	HOME	2- 0	1- 0	7- 0				
6- 7	1- 2	0- 1	AWAY	0- 1	1- 1	4- 2				
1- 1	0- 0	0- 0	NEUTRAL	0- 1	0- 0	1- 0				
7- 4	1- 1	0- 1	NON-CONFERENCE	1- 2	0- 0	5- 0				
4- 0	0- 0	0- 0	HOME	1- 0	0- 0	3- 0				
2- 3	1- 1	0- 1	AWAY	0- 1	0- 0	1- 0				
1- 1	0- 0	0- 0	NEUTRAL	0- 1	0- 0	1- 0				
10- 5	0- 2	0- 0	CONFERENCE	1- 0	2- 1	7- 2				
6- 1	0- 1	0- 0	HOME	1- 0	1- 0	4- 0				
4- 4	0- 1	0- 0	AWAY	0- 0	1- 1	3- 2				
0- 0	0- 0	0- 0	NEUTRAL	0- 0	0- 0	0- 0				

RPI 1-25				RPI 26-50				RPI 51-100 Team's RPI: 60				RPI 101+			
RPI	S	Opponent	Score	RPI	S	Opponent	Score	RPI	S	Opponent	Score	RPI	S	Opponent	Score
17	A	Central Mich.	90 92	44	A	Texas	60 73	62	H	IUPUI	70 64	102	H	Kent St.	63 57
17	H	Central Mich.	71 73					68	H	Ball St.	79 71	143	A	Buffalo	76 65
19	A	TCU	72 79					90	N	Butler	55 60	148	A	Western Mich.	72 73
23	A	Ohio St.	74 68					98	A	Syracuse	54 66	155	A	Akron	76 79
												155	H	Akron	70 57
												171	A	Eastern Mich.	75 65
												173	H	Toledo	86 58
												179	A	Northern Ill.	85 79
												179	H	Northern Ill.	87 67
												189	H	American	81 69
												198	A	Chattanooga	70 58
												199	A	Miami (OH)	84 70
												230	H	Marshall	67 51
												251	A	Bowling Green	68 82
												251	H	Bowling Green	79 69
												257	H	Incarnate Word	78 41
												289	N	Pittsburgh	72 50
LAST 10 Division I															
251	A	Bowling Green	68 82	171	A	Eastern Mich.	75 65								
155	A	Akron	76 79	17	A	Central Mich.	90 92								
173	H	Toledo	86 58	155	H	Akron	70 57								
199	A	Miami (OH)	84 70	251	H	Bowling Green	79 69								
102	H	Kent St.	63 57	179	A	Northern Ill.	85 79								

Non-Div I Games:

Ohio

■ Loss,
 ■ Non-Conf,
 ■ S Site,
 ■ Home
 ■ A Away
 N Neutral

Average RPI Win:	122	WON-LOST	WINNING	LAST 10	STRENGTH OF	OPP. STRENGTH	TEAM	ADJ.	CONF.	ADJ CONF.
Average RPI Loss:	27	RECORD	PCT. RANK	GAMES	SCHEDULE	OF SCHEDULE	RPI	RPI	RPI	RPI
DIV. I ONLY	17- 11	102	6-4	3	21	23	23	2	2	
DIV. I NON-CONF.	7- 4	100	0	3	73	14	14	1	1	
TOTALS	RPI 1-25	RPI 26-50	W-L RECORDS	RPI 51-100	RPI 101-150	RPI 150+				
17- 11	2- 6	1- 3	OVERALL	6- 2	3- 0	5- 0				
8- 5	1- 3	1- 1	HOME	2- 1	1- 0	3- 0				
7- 5	1- 3	0- 1	AWAY	3- 1	1- 0	2- 0				
2- 1	0- 0	0- 1	NEUTRAL	1- 0	1- 0	0- 0				
7- 4	1- 2	0- 1	NON-CONFERENCE	2- 1	2- 0	2- 0				
2- 2	1- 1	0- 0	HOME	0- 1	0- 0	1- 0				
3- 1	0- 1	0- 0	AWAY	1- 0	1- 0	1- 0				
2- 1	0- 0	0- 1	NEUTRAL	1- 0	1- 0	0- 0				
10- 7	1- 4	1- 2	CONFERENCE	4- 1	1- 0	3- 0				
6- 3	0- 2	1- 1	HOME	2- 0	1- 0	2- 0				
4- 4	1- 2	0- 1	AWAY	2- 1	0- 0	1- 0				
0- 0	0- 0	0- 0	NEUTRAL	0- 0	0- 0	0- 0				

RPI	S	Opponent	Score	RPI	S	Opponent	Score	RPI	S	Opponent	Score	RPI	S	Opponent	Score
3	A	Maryland	62 72	32	H	Michigan	78 69	60	H	Ohio	68 74	102	A	Kent St.	75 65
3	H	Maryland	65 85	33	N	South Dakota	53 68	78	N	UNI	64 46	139	H	Wisconsin	82 74
5	H	UConn	62 73	40	H	Purdue	50 66	82	A	Cincinnati	78 73	150	N	Valparaiso	89 38
6	H	Louisville	67 60	45	A	Rutgers	57 59	85	A	Michigan St.	65 68	201	A	Illinois	78 58
7	H	Northwestern	55 69					86	A	Minnesota	66 63	201	H	Illinois	77 47
8	A	Stanford	52 71					86	H	Minnesota	99 76	202	H	Radford	70 57
11	A	Iowa	68 77					87	A	Nebraska	80 74	206	H	Penn St.	80 70
18	A	Indiana	80 76					87	H	Nebraska	65 52	306	A	Sacramento St.	104 74
LAST 10 Division I															
7	H	Northwestern	55 69	139	H	Wisconsin	82 74								
45	A	Rutgers	57 59	201	A	Illinois	78 58								
87	H	Nebraska	65 52	87	A	Nebraska	80 74								
18	A	Indiana	80 76	3	H	Maryland	65 85								
86	H	Minnesota	99 76	11	A	Iowa	68 77								

Non-Div I Games:

Ohio St.

Oklahoma

Through Games Of Feb. 26, 2020

Average RPI Win:	97	WON-LOST	WINNING	LAST 10	STRENGTH OF	OPP. STRENGTH	TEAM	ADJ.	CONF.	ADJ CONF.
Average RPI Loss:	68	RECORD	PCT. RANK	GAMES	SCHEDULE	OF SCHEDULE	RPI	RPI	RPI	RPI
DIV. I ONLY	12- 15	206	2-8	2	52	66	66	3	3	
DIV. I NON-CONF.	7- 5	131	0	4	147	46	46	3	3	
TOTALS	RPI 1-25	RPI 26-50	W-L RECORDS	RPI 51-100	RPI 101-150	RPI 150+				
12- 15	0- 5	3- 3	OVERALL	4- 3	3- 2	2- 2				
9- 7	0- 3	2- 2	HOME	3- 1	2- 1	2- 0				
3- 7	0- 1	1- 1	AWAY	1- 2	1- 1	0- 2				
0- 1	0- 1	0- 0	NEUTRAL	0- 0	0- 0	0- 0				
7- 5	0- 2	2- 1	NON-CONFERENCE	1- 0	2- 0	2- 2				
7- 1	0- 1	2- 0	HOME	1- 0	2- 0	2- 0				
0- 3	0- 0	0- 1	AWAY	0- 0	0- 0	0- 2				
0- 1	0- 1	0- 0	NEUTRAL	0- 0	0- 0	0- 0				
5- 10	0- 3	1- 2	CONFERENCE	3- 3	1- 2	0- 0				
2- 6	0- 2	0- 2	HOME	2- 1	0- 1	0- 0				
3- 4	0- 1	1- 0	AWAY	1- 2	1- 1	0- 0				
0- 0	0- 0	0- 0	NEUTRAL	0- 0	0- 0	0- 0				

RPI 1-25				RPI 26-50				RPI 51-100				RPI 101+			
RPI	S	Opponent	Score	RPI	S	Opponent	Score	RPI	S	Opponent	Score	RPI	S	Opponent	Score
4	A	Baylor	69 101	29	H	Drake	93 84	56	A	Iowa St.	59 63	105	H	Abilene Christian	78 65
4	H	Baylor	56 77	30	H	LSU	90 68	56	H	Iowa St.	81 72	110	A	Kansas	94 82
5	N	UConn	53 97	34	A	Western Ky.	63 74	59	A	West Virginia	73 49	110	H	Kansas	80 83
10	H	Missouri St.	90 96	44	H	Texas	53 70	59	H	West Virginia	68 58	122	H	UAB	82 75
19	H	TCU	63 82	48	A	Oklahoma St.	77 75	93	A	Kansas St.	74 92	141	A	Texas Tech	84 89
				48	H	Oklahoma St.	69 73	93	H	Kansas St.	85 87	151	H	Sam Houston St.	95 71
								97	H	SFA	75 62	163	A	Wichita St.	83 88
												196	A	Houston	69 85
												292	H	Prairie View	94 48
LAST 10 Division I															
110	H	Kansas	80 83	59	H	West Virginia	68 58								
4	A	Baylor	69 101	110	A	Kansas	94 82								
93	H	Kansas St.	85 87	44	H	Texas	53 70								
48	H	Oklahoma St.	69 73	93	A	Kansas St.	74 92								
56	A	Iowa St.	59 63	141	A	Texas Tech	84 89								

Non-Div I Games:

Oklahoma

■ Loss,
■ Non-Conf,
■ S Site,
■ H Home
■ A Away
N Neutral

Average RPI Win:	141	WON-LOST	WINNING	LAST 10	STRENGTH OF	OPP. STRENGTH	TEAM	ADJ.	CONF.	ADJ CONF.
Average RPI Loss:	36	RECORD	PCT. RANK	GAMES	SCHEDULE	OF SCHEDULE	RPI	RPI	RPI	RPI
DIV. I ONLY	15- 12	148	4-6	8	37	48	48	3	3	
DIV. I NON-CONF.	9- 3	63	0	31	98	28	28	3	3	
TOTALS	RPI 1-25	RPI 26-50	W-L RECORDS	RPI 51-100	RPI 101-150	RPI 150+				
15- 12	0- 7	0- 1	OVERALL	5- 3	5- 1	5- 0				
10- 5	0- 2	0- 1	HOME	2- 2	4- 0	4- 0				
4- 5	0- 3	0- 0	AWAY	3- 1	0- 1	1- 0				
1- 2	0- 2	0- 0	NEUTRAL	0- 0	1- 0	0- 0				
9- 3	0- 3	0- 0	NON-CONFERENCE	1- 0	3- 0	5- 0				
7- 0	0- 0	0- 0	HOME	1- 0	2- 0	4- 0				
1- 1	0- 1	0- 0	AWAY	0- 0	0- 0	1- 0				
1- 2	0- 2	0- 0	NEUTRAL	0- 0	1- 0	0- 0				
6- 9	0- 4	0- 1	CONFERENCE	4- 3	2- 1	0- 0				
3- 5	0- 2	0- 1	HOME	1- 2	2- 0	0- 0				
3- 4	0- 2	0- 0	AWAY	3- 1	0- 1	0- 0				
0- 0	0- 0	0- 0	NEUTRAL	0- 0	0- 0	0- 0				

RPI 1-25				RPI 26-50				Team's RPI: 48	RPI 51-100				RPI 101+			
RPI	S	Opponent	Score	RPI	S	Opponent	Score		RPI	S	Opponent	Score	RPI	S	Opponent	Score
1	N	Oregon	72 89	44	H	Texas	56 61		56	A	Iowa St.	63 74	106	N	UT Arlington	60 47
4	A	Baylor	48 94						56	H	Iowa St.	63 64	110	H	Kansas	67 49
4	H	Baylor	42 69						59	A	West Virginia	57 55	124	H	Idaho	62 47
6	N	Louisville	48 69						59	H	West Virginia	60 57	125	H	Duquesne	84 41
14	A	Texas A&M	62 74						64	H	Rice	69 38	141	A	Texas Tech	79 109
19	A	TCU	37 49						66	A	Oklahoma	73 69	141	H	Texas Tech	74 58
19	H	TCU	68 72						66	H	Oklahoma	75 77	169	H	Idaho St.	70 52
									93	A	Kansas St.	70 63	217	H	Oral Roberts	78 44
													246	H	Southern U.	72 59
													266	A	Tulsa	78 48
													273	H	Lamar University	74 53
LAST 10 Division I																
141	H	Texas Tech	74 58	56	A	Iowa St.	63 74									
19	A	TCU	37 49	141	A	Texas Tech	79 109									
4	H	Baylor	42 69	19	H	TCU	68 72									
66	A	Oklahoma	73 69	44	H	Texas	56 61									
59	H	West Virginia	60 57	59	A	West Virginia	57 55									

Non-Div I Games:

Oklahoma St.

Average RPI Win:	182	WON-LOST	WINNING	LAST 10	STRENGTH OF	OPP. STRENGTH	TEAM	ADJ.	CONF.	ADJ CONF.
Average RPI Loss:	81	RECORD	PCT. RANK	GAMES	SCHEDULE	OF SCHEDULE	RPI	RPI	RPI	RPI
DIV. I ONLY	24- 4	15	9-1	120	137	27	27	13	13	
DIV. I NON-CONF.	10- 2	29	0	133	167	33	33	16	16	
TOTALS	RPI 1-25	RPI 26-50	W-L RECORDS	RPI 51-100	RPI 101-150	RPI 150+				
24- 4	0- 0	1- 1	OVERALL	3- 1	7- 2	13- 0				
14- 0	0- 0	1- 0	HOME	2- 0	4- 0	7- 0				
9- 4	0- 0	0- 1	AWAY	1- 1	2- 2	6- 0				
1- 0	0- 0	0- 0	NEUTRAL	0- 0	1- 0	0- 0				
10- 2	0- 0	0- 1	NON-CONFERENCE	0- 0	7- 1	3- 0				
6- 0	0- 0	0- 0	HOME	0- 0	4- 0	2- 0				
3- 2	0- 0	0- 1	AWAY	0- 0	2- 1	1- 0				
1- 0	0- 0	0- 0	NEUTRAL	0- 0	1- 0	0- 0				
14- 2	0- 0	1- 0	CONFERENCE	3- 1	0- 1	10- 0				
8- 0	0- 0	1- 0	HOME	2- 0	0- 0	5- 0				
6- 2	0- 0	0- 0	AWAY	1- 1	0- 1	5- 0				
0- 0	0- 0	0- 0	NEUTRAL	0- 0	0- 0	0- 0				

RPI S	Opponent	Score	RPI S	Opponent	Score	RPI S	Opponent	Score	RPI S	Opponent	Score
			34	H Western Ky.	76 65	51	A Charlotte	59 63	104	A VCU	49 62
			46	A Virginia	53 56	51	H Charlotte	54 51	111	A Auburn	89 77
						57	A Middle Tenn.	67 56	113	A William & Mary	69 58
						64	H Rice	66 59	118	H Campbell	59 44
									121	H Richmond	73 51
									122	A UAB	65 76
									124	N Idaho	67 55
									142	H Mt. St. Mary's	85 34
									144	H Hampton	75 38
									191	A Fla. Atlantic	75 63
									191	H Fla. Atlantic	60 49
									204	H Southern Miss.	67 50
									221	A UTEP	77 69
									230	A Marshall	64 54
									230	H Marshall	57 46
									252	H Winthrop	68 44
									259	H North Texas	71 66
									263	H Louisiana Tech	77 61
									304	A FIU	66 39
									311	A Cal Poly	61 55
									312	A UTSA	62 43
									325	H UMES	48 39
LAST 10 Division I											
			191	H Fla. Atlantic	60 49	221	A UTEP	77 69			
			230	A Marshall	64 54	312	A UTSA	62 43			
			51	A Charlotte	59 63	263	H Louisiana Tech	77 61			
			259	H North Texas	71 66	204	H Southern Miss.	67 50			
			64	H Rice	66 59	191	A Fla. Atlantic	75 63			

Non-Div I Games:

Old Dominion

■ Loss,
 ■ Non-Conf,
 ■ S Site,
 ■ H Home
 ■ A Away
 N Neutral

Average RPI Win:	296	WON-LOST	WINNING	LAST 10	STRENGTH OF	OPP. STRENGTH	TEAM	ADJ.	CONF.	ADJ CONF.
Average RPI Loss:	104	RECORD	PCT. RANK	GAMES	SCHEDULE	OF SCHEDULE	RPI	RPI	RPI	RPI
DIV. I ONLY	7- 20	304	0-10	143	110	290	290	4	4	
DIV. I NON-CONF.	7- 6	161	0	307	350	295	295	5	5	
TOTALS	RPI 1-25	RPI 26-50	W-L RECORDS	RPI 51-100	RPI 101-150	RPI 150+				
7- 20	0- 4	0- 2	OVERALL	0- 3	0- 7	7- 4				
6- 10	0- 2	0- 1	HOME	0- 3	0- 2	6- 2				
0- 9	0- 2	0- 1	AWAY	0- 0	0- 5	0- 1				
1- 1	0- 0	0- 0	NEUTRAL	0- 0	0- 0	1- 1				
7- 6	0- 0	0- 0	NON-CONFERENCE	0- 0	0- 2	7- 4				
6- 3	0- 0	0- 0	HOME	0- 0	0- 1	6- 2				
0- 2	0- 0	0- 0	AWAY	0- 0	0- 1	0- 1				
1- 1	0- 0	0- 0	NEUTRAL	0- 0	0- 0	1- 1				
0- 14	0- 4	0- 2	CONFERENCE	0- 3	0- 5	0- 0				
0- 7	0- 2	0- 1	HOME	0- 3	0- 1	0- 0				
0- 7	0- 2	0- 1	AWAY	0- 0	0- 4	0- 0				
0- 0	0- 0	0- 0	NEUTRAL	0- 0	0- 0	0- 0				

RPI	S	Opponent	Score	RPI	S	Opponent	Score	RPI	S	Opponent	Score	RPI	S	Opponent	Score	Team's RPI: 290
2	H	South Carolina	32 87	30	A	LSU	44 52	54	H	Tennessee	28 84	111	A	Auburn	43 59	
14	A	Texas A&M	35 79	37	H	Arkansas	64 108	63	H	Alabama	56 57	119	H	Southeast Mo. St.	53 70	
15	A	Mississippi St.	39 80					69	H	Georgia	51 58	120	A	Vanderbilt	47 63	
21	H	Kentucky	52 94									130	A	Florida	72 74	
												141	A	Texas Tech	48 84	
												147	A	Missouri	67 82	
												147	H	Missouri	57 71	
												151	H	Sam Houston St.	75 69	
												158	H	New Orleans	64 69	
												204	A	Southern Miss.	53 59	
												208	H	Louisiana	42 53	
												263	H	Louisiana Tech	76 53	
												289	N	Pittsburgh	50 58	
												296	H	Ga. Southern	69 66	
												329	H	Alabama St.	93 66	
												332	N	Alcorn	73 55	
												350	H	La.-Monroe	66 42	
												351	H	Mississippi Val.	72 53	
LAST 10 Division I																
147	A	Missouri	67 82	63	H	Alabama	56 57									
21	H	Kentucky	52 94	2	H	South Carolina	32 87									
37	H	Arkansas	64 108	15	A	Mississippi St.	39 80									
130	A	Florida	72 74	111	A	Auburn	43 59									
120	A	Vanderbilt	47 63	147	H	Missouri	57 71									

Non-Div I Games:

Ole Miss

■ Loss,
 ■ Non-Conf,
 ■ S Site,
 ■ H Home
 ■ A Away
 N Neutral

Average RPI Win:	271	WON-LOST	WINNING	LAST 10	STRENGTH OF	OPP. STRENGTH	TEAM	ADJ.	CONF.	ADJ CONF.
Average RPI Loss:	159	RECORD	PCT. RANK	GAMES	SCHEDULE	OF SCHEDULE	RPI	RPI	RPI	RPI
DIV. I ONLY	5- 20	318	1-9	168	245	307	307	19	19	
DIV. I NON-CONF.	3- 8	268	0	109	309	265	265	18	18	
TOTALS	RPI 1-25	RPI 26-50	W-L RECORDS	RPI 51-100	RPI 101-150	RPI 150+				
5- 20	0- 0	0- 3	OVERALL	0- 4	0- 2	5- 11				
3- 9	0- 0	0- 2	HOME	0- 2	0- 0	3- 5				
1- 10	0- 0	0- 1	AWAY	0- 2	0- 1	1- 6				
1- 1	0- 0	0- 0	NEUTRAL	0- 0	0- 1	1- 0				
3- 8	0- 0	0- 1	NON-CONFERENCE	0- 2	0- 2	3- 3				
2- 3	0- 0	0- 1	HOME	0- 1	0- 0	2- 1				
0- 4	0- 0	0- 0	AWAY	0- 1	0- 1	0- 2				
1- 1	0- 0	0- 0	NEUTRAL	0- 0	0- 1	1- 0				
2- 12	0- 0	0- 2	CONFERENCE	0- 2	0- 0	2- 8				
1- 6	0- 0	0- 1	HOME	0- 1	0- 0	1- 4				
1- 6	0- 0	0- 1	AWAY	0- 1	0- 0	1- 4				
0- 0	0- 0	0- 0	NEUTRAL	0- 0	0- 0	0- 0				

RPI 1-25				RPI 26-50				RPI 51-100				RPI 101+				Team's RPI: 307	
RPI	S	Opponent	Score	RPI	S	Opponent	Score	RPI	S	Opponent	Score	RPI	S	Opponent	Score		
				33	A	South Dakota	44 77	77	A	South Dakota St.	59 69	104	N	VCU	66 74		
				33	H	South Dakota	39 71	77	H	South Dakota St.	51 68	110	A	Kansas	48 63		
				43	H	Creighton	54 67	78	H	UNI	45 81	186	A	Northern Ky.	40 57		
								93	A	Kansas St.	48 73	194	A	Western Ill.	66 79		
												194	H	Western Ill.	69 83		
												200	H	Cleveland St.	66 79		
												209	H	UMKC	57 53		
												212	A	Eastern Ill.	52 65		
												217	A	Oral Roberts	57 84		
												217	H	Oral Roberts	60 54		
												237	A	North Dakota	57 63		
												241	H	Morgan St.	70 64		
												244	A	Denver	60 66		
												244	H	Denver	80 86		
												265	H	North Dakota St.	65 74		
												336	A	Purdue Fort Wayne	65 51		
												336	H	Purdue Fort Wayne	57 58		
												351	N	Mississippi Val.	78 70		
LAST 10 Division I																	
				336	A	Purdue Fort Wayne	65 51	265	H	North Dakota St.	65 74						
				194	A	Western Ill.	66 79	33	H	South Dakota	39 71						
				244	H	Denver	80 86	336	H	Purdue Fort Wayne	57 58						
				217	A	Oral Roberts	57 84	194	H	Western Ill.	69 83						
				77	A	South Dakota St.	59 69	244	A	Denver	60 66						

Non-Div I Games: Peru St. 92 58 Graceland (IA) 85 46

Omaha

Loss, Non-Conf, S Site, H Home A Away N Neutral

Oral Roberts

Through Games Of Feb. 26, 2020

Average RPI Win:	246	WON-LOST	WINNING	LAST 10	STRENGTH OF	OPP. STRENGTH	TEAM	ADJ.	CONF.	ADJ CONF.
Average RPI Loss:	140	RECORD	PCT. RANK	GAMES	SCHEDULE	OF SCHEDULE	RPI	RPI	RPI	RPI
DIV. I ONLY	10- 15	234	5-5	190	162	217	217	19	19	
DIV. I NON-CONF.	3- 8	268	0	179	97	268	268	18	18	
TOTALS	RPI 1-25	RPI 26-50	W-L RECORDS	RPI 51-100	RPI 101-150	RPI 150+				
10- 15	0- 0	0- 4	OVERALL	0- 4	0- 1	10- 6				
7- 3	0- 0	0- 1	HOME	0- 1	0- 0	7- 1				
3- 12	0- 0	0- 3	AWAY	0- 3	0- 1	3- 5				
0- 0	0- 0	0- 0	NEUTRAL	0- 0	0- 0	0- 0				
3- 8	0- 0	0- 2	NON-CONFERENCE	0- 2	0- 1	3- 3				
3- 1	0- 0	0- 0	HOME	0- 0	0- 0	3- 1				
0- 7	0- 0	0- 2	AWAY	0- 2	0- 1	0- 2				
0- 0	0- 0	0- 0	NEUTRAL	0- 0	0- 0	0- 0				
7- 7	0- 0	0- 2	CONFERENCE	0- 2	0- 0	7- 3				
4- 2	0- 0	0- 1	HOME	0- 1	0- 0	4- 0				
3- 5	0- 0	0- 1	AWAY	0- 1	0- 0	3- 3				
0- 0	0- 0	0- 0	NEUTRAL	0- 0	0- 0	0- 0				

RPI S	Opponent	Score	RPI S	Opponent	Score	RPI S	Opponent	Score	RPI S	Opponent	Score	Team's RPI: 217
33	A South Dakota	56 79	33	H South Dakota	73 77	77	A South Dakota St.	44 58	109	A Utah	58 78	
37	A Arkansas	64 96	37	A Nebraska	67 77	87	A Nebraska	67 77	151	H Sam Houston St.	64 41	
48	A Oklahoma St.	44 78	48	A Oklahoma St.	44 78	93	A Kansas St.	69 109	163	H Wichita St.	79 66	
LAST 10 Division I												
244	A Denver	79 91	77	H South Dakota St.	61 76	244	H Denver	84 72	177	A Southern Utah	58 72	
33	H South Dakota	73 77	33	A South Dakota	56 79	194	A Western Ill.	61 75	237	A North Dakota	86 72	
307	H Omaha	84 57	307	H Omaha	84 57	237	H North Dakota	75 52	244	A Denver	79 91	
265	A North Dakota St.	80 76	194	A Western Ill.	61 75	244	H Denver	84 72	258	H Texas St.	63 57	
237	A North Dakota	86 72	336	A Purdue Fort Wayne	79 73	265	A North Dakota St.	80 76	265	H North Dakota St.	70 62	
						266	A Tulsa	65 67	307	A Omaha	54 60	
						307	H Omaha	84 57	318	H Houston Baptist	73 74	
									336	A Purdue Fort Wayne	79 73	

Non-Div I Games: Rogers St. 80 40 Cent. Christian (KS114 60

Oral Roberts

Loss, Non-Conf, S Site, H Home A Away N Neutral

Average RPI Win:	93	WON-LOST	WINNING	LAST 10	STRENGTH OF	OPP. STRENGTH	TEAM	ADJ.	CONF.	ADJ CONF.
Average RPI Loss:	17	RECORD	PCT. RANK	GAMES	SCHEDULE	OF SCHEDULE	RPI	RPI	RPI	RPI
DIV. I ONLY	26- 2	5	10-0	5	10	1	1	1	1	1
DIV. I NON-CONF.	11- 1	13	1-0	51	36	9	9	2	2	2
TOTALS	RPI 1-25	RPI 26-50	W-L RECORDS	RPI 51-100	RPI 101-150	RPI 150+				
26- 2	8- 1	2- 1	OVERALL	6- 0	7- 0	3- 0				
13- 0	3- 0	1- 0	HOME	3- 0	4- 0	2- 0				
11- 1	5- 0	0- 1	AWAY	3- 0	2- 0	1- 0				
2- 1	0- 1	1- 0	NEUTRAL	0- 0	1- 0	0- 0				
11- 1	1- 1	1- 0	NON-CONFERENCE	3- 0	3- 0	3- 0				
6- 0	0- 0	0- 0	HOME	2- 0	2- 0	2- 0				
3- 0	1- 0	0- 0	AWAY	1- 0	0- 0	1- 0				
2- 1	0- 1	1- 0	NEUTRAL	0- 0	1- 0	0- 0				
15- 1	7- 0	1- 1	CONFERENCE	3- 0	4- 0	0- 0				
7- 0	3- 0	1- 0	HOME	1- 0	2- 0	0- 0				
8- 1	4- 0	0- 1	AWAY	2- 0	2- 0	0- 0				
0- 0	0- 0	0- 0	NEUTRAL	0- 0	0- 0	0- 0				

RPI	S	Opponent	Score	RPI	S	Opponent	Score	RPI	S	Opponent	Score	RPI	S	Opponent	Score
5	A	UConn	74 56	28	A	Arizona St.	66 72	73	A	Colorado	101 53	106	N	UT Arlington	91 54
6	N	Louisville	62 72	28	H	Arizona St.	79 48	73	H	Colorado	104 46	109	A	Utah	90 63
8	A	Stanford	74 66	48	N	Oklahoma St.	89 72	77	H	South Dakota St.	95 56	109	H	Utah	88 51
8	H	Stanford	87 55					83	A	Southern California	93 67	126	H	Northeastern	89 47
12	A	UCLA	80 66					93	H	Kansas St.	89 51	136	A	California	93 61
16	A	Oregon St.	66 57					98	A	Syracuse	81 64	136	H	California	105 55
16	H	Oregon St.	76 64									146	H	Texas Southern	99 63
24	A	Arizona	71 64									282	H	Utah St.	109 52
24	H	Arizona	85 52									287	A	Long Beach St.	81 45
												302	H	UC Riverside	84 41
LAST 10 Division I															
8	A	Stanford	74 66	24	H	Arizona	85 52								
136	A	California	93 61	5	A	UConn	74 56								
83	A	Southern California	93 67	73	A	Colorado	101 53								
12	A	UCLA	80 66	109	A	Utah	90 63								
28	H	Arizona St.	79 48	16	A	Oregon St.	66 57								

Non-Div I Games:

Oregon

■ Loss,
 ■ Non-Conf, S Site,
 ■ Home
 ■ Away
 N Neutral

Oregon St.

Through Games Of Feb. 26, 2020

Average RPI Win:	123	WON-LOST	WINNING	LAST 10	STRENGTH OF	OPP. STRENGTH	TEAM	ADJ.	CONF.	ADJ CONF.
Average RPI Loss:	21	RECORD	PCT. RANK	GAMES	SCHEDULE	OF SCHEDULE	RPI	RPI	RPI	RPI
DIV. I ONLY	20- 8	53	4-6	4	35	16	16	1	1	
DIV. I NON-CONF.	12- 0	1	0	43	142	5	5	2	2	
TOTALS	RPI 1-25	RPI 26-50	W-L RECORDS	RPI 51-100	RPI 101-150	RPI 150+				
20- 8	3- 6	1- 1	OVERALL	3- 1	7- 0	6- 0				
12- 3	2- 3	1- 0	HOME	1- 0	3- 0	5- 0				
5- 5	1- 3	0- 1	AWAY	1- 1	3- 0	0- 0				
3- 0	0- 0	0- 0	NEUTRAL	1- 0	1- 0	1- 0				
12- 0	2- 0	0- 0	NON-CONFERENCE	1- 0	3- 0	6- 0				
8- 0	2- 0	0- 0	HOME	0- 0	1- 0	5- 0				
1- 0	0- 0	0- 0	AWAY	0- 0	1- 0	0- 0				
3- 0	0- 0	0- 0	NEUTRAL	1- 0	1- 0	1- 0				
8- 8	1- 6	1- 1	CONFERENCE	2- 1	4- 0	0- 0				
4- 3	0- 3	1- 0	HOME	1- 0	2- 0	0- 0				
4- 5	1- 3	0- 1	AWAY	1- 1	2- 0	0- 0				
0- 0	0- 0	0- 0	NEUTRAL	0- 0	0- 0	0- 0				

RPI	S	Opponent	Score	RPI	S	Opponent	Score	RPI	S	Opponent	Score	RPI	S	Opponent	Score
1	A	Oregon	64 76	28	A	Arizona St.	47 55	73	A	Colorado	79 52	101	A	Miami (FL)	75 53
1	H	Oregon	57 66	28	H	Arizona St.	64 62	73	H	Colorado	72 60	103	N	Liberty	68 55
8	A	Stanford	60 63					74	N	BYU	65 34	109	A	Utah	77 65
8	H	Stanford	58 61					83	A	Southern California	66 72	109	H	Utah	77 48
10	H	Missouri St.	80 69									117	H	Pacific	69 57
12	A	UCLA	74 83									136	A	California	76 63
20	H	DePaul	98 77									136	H	California	81 44
24	A	Arizona	63 61									161	N	Northern Ariz.	91 57
24	H	Arizona	58 65									177	H	Southern Utah	95 45
												197	H	Hawaii	64 32
												232	H	CSU Bakersfield	69 50
												282	H	Utah St.	75 46
												288	H	UC Irvine	86 57
LAST 10 Division I															
136	A	California	76 63	28	H	Arizona St.	64 62								
8	A	Stanford	60 63	109	A	Utah	77 65								
12	A	UCLA	74 83	73	A	Colorado	79 52								
83	A	Southern California	66 72	1	H	Oregon	57 66								
24	H	Arizona	58 65	1	A	Oregon	64 76								

Non-Div I Games:

Oregon St.

■ Loss,
 ■ Non-Conf, S Site,
 ■ Home
 ■ Away
 N Neutral

Pacific

Through Games Of Feb. 26, 2020

Average RPI Win:	217	WON-LOST	WINNING	LAST 10	STRENGTH OF	OPP. STRENGTH	TEAM	ADJ.	CONF.	ADJ CONF.
Average RPI Loss:	103	RECORD	PCT. RANK	GAMES	SCHEDULE	OF SCHEDULE	RPI	RPI	RPI	RPI
DIV. I ONLY	15- 12	148	4-6	131	112	117	117	11	11	
DIV. I NON-CONF.	7- 4	100	0	198	141	103	103	11	11	
TOTALS	RPI 1-25	RPI 26-50	W-L RECORDS	RPI 51-100	RPI 101-150	RPI 150+				
15- 12	0- 4	1- 0	OVERALL	0- 2	2- 2	12- 4				
8- 3	0- 1	0- 0	HOME	0- 1	1- 1	7- 0				
6- 8	0- 3	1- 0	AWAY	0- 1	1- 1	4- 3				
1- 1	0- 0	0- 0	NEUTRAL	0- 0	0- 0	1- 1				
7- 4	0- 2	1- 0	NON-CONFERENCE	0- 0	0- 0	6- 2				
4- 0	0- 0	0- 0	HOME	0- 0	0- 0	4- 0				
2- 3	0- 2	1- 0	AWAY	0- 0	0- 0	1- 1				
1- 1	0- 0	0- 0	NEUTRAL	0- 0	0- 0	1- 1				
8- 8	0- 2	0- 0	CONFERENCE	0- 2	2- 2	6- 2				
4- 3	0- 1	0- 0	HOME	0- 1	1- 1	3- 0				
4- 5	0- 1	0- 0	AWAY	0- 1	1- 1	3- 2				
0- 0	0- 0	0- 0	NEUTRAL	0- 0	0- 0	0- 0				

RPI 1-25				RPI 26-50				RPI 51-100				RPI 101+ Team's RPI: 117			
RPI	S	Opponent	Score	RPI	S	Opponent	Score	RPI	S	Opponent	Score	RPI	S	Opponent	Score
12	A	UCLA	57 68	42	A	Drexel	58 51	74	A	BYU	54 65	114	A	San Diego	61 66
13	A	Gonzaga	67 68					74	H	BYU	66 76	114	H	San Diego	64 66
13	H	Gonzaga	65 83									137	A	Portland	77 73
16	A	Oregon St.	57 69									137	H	Portland	77 70
												166	A	Saint Mary's (CA)	68 66
												166	H	Saint Mary's (CA)	65 53
												173	N	Toledo	65 66
												193	A	Pepperdine	54 59
												193	H	Pepperdine	64 63
												203	A	Santa Clara	65 75
												209	H	UMKC	89 60
												222	H	SMU	77 49
												231	A	San Francisco	84 61
												232	A	CSU Bakersfield	70 80
												267	A	UC Santa Barbara	63 53
												268	H	Indiana St.	83 66
												293	A	LMU (CA)	87 70
												293	H	LMU (CA)	76 67
												310	N	St. Francis Brooklyn	71 62
												320	H	Weber St.	76 53
LAST 10 Division I															
166	H	Saint Mary's (CA)	65 53	293	A	LMU (CA)	87 70								
74	A	BYU	54 65	193	A	Pepperdine	54 59								
114	A	San Diego	61 66	166	A	Saint Mary's (CA)	68 66								
137	H	Portland	77 70	114	H	San Diego	64 66								
13	H	Gonzaga	65 83	74	H	BYU	66 76								

Non-Div I Games:

Pacific

■ Loss,
■ Non-Conf,
■ S Site,
■ H Home
■ A Away
N Neutral

Average RPI Win:	192	WON-LOST	WINNING	LAST 10	STRENGTH OF	OPP. STRENGTH	TEAM	ADJ.	CONF.	ADJ CONF.
Average RPI Loss:	51	RECORD	PCT. RANK	GAMES	SCHEDULE	OF SCHEDULE	RPI	RPI	RPI	RPI
DIV. I ONLY	16- 6	51	7-3	134	84	47	47	7	7	
DIV. I NON-CONF.	9- 3	63	0-1	287	79	94	94	8	8	
TOTALS	RPI 1-25	RPI 26-50	W-L RECORDS	RPI 51-100	RPI 101-150	RPI 150+				
16- 6	0- 3	1- 0	OVERALL	2- 3	1- 0	12- 0				
9- 1	0- 1	1- 0	HOME	1- 0	1- 0	6- 0				
7- 5	0- 2	0- 0	AWAY	1- 3	0- 0	6- 0				
0- 0	0- 0	0- 0	NEUTRAL	0- 0	0- 0	0- 0				
9- 3	0- 1	1- 0	NON-CONFERENCE	0- 2	0- 0	8- 0				
5- 0	0- 0	1- 0	HOME	0- 0	0- 0	4- 0				
4- 3	0- 1	0- 0	AWAY	0- 2	0- 0	4- 0				
0- 0	0- 0	0- 0	NEUTRAL	0- 0	0- 0	0- 0				
7- 3	0- 2	0- 0	CONFERENCE	2- 1	1- 0	4- 0				
4- 1	0- 1	0- 0	HOME	1- 0	1- 0	2- 0				
3- 2	0- 1	0- 0	AWAY	1- 1	0- 0	2- 0				
0- 0	0- 0	0- 0	NEUTRAL	0- 0	0- 0	0- 0				

RPI 1-25				RPI 26-50				RPI 51-100				RPI 101+			
RPI	S	Opponent	Score	RPI	S	Opponent	Score	RPI	S	Opponent	Score	RPI	S	Opponent	Score
9	A	Princeton	44 80	42	H	Drexel	53 49	67	A	Yale	53 51	128	H	Columbia	86 84
9	H	Princeton	55 75					72	A	Villanova	58 70	160	A	Dartmouth	66 33
25	A	Duke	50 66					94	A	Temple	72 76	160	H	Dartmouth	67 31
								96	A	Harvard	51 58	188	H	Cornell	63 41
								96	H	Harvard	70 48	190	A	La Salle	65 49
												197	A	Hawaii	70 55
												214	H	Stetson	81 41
												218	A	Brown	85 73
												220	H	Iona	74 42
												238	A	Saint Joseph's	55 45
												279	H	Siena	92 44
												326	A	NJIT	85 51
												345	H	Hartford	74 46
LAST 10 Division I															
9	A	Princeton	44 80	188	H	Cornell	63 41								
96	H	Harvard	70 48	128	H	Columbia	86 84								
160	H	Dartmouth	67 31	160	A	Dartmouth	66 33								
67	A	Yale	53 51	96	A	Harvard	51 58								
218	A	Brown	85 73	94	A	Temple	72 76								

Non-Div I Games: Chaminade 90 39

Penn

Average RPI Win:	212	WON-LOST	WINNING	LAST 10	STRENGTH OF	OPP. STRENGTH	TEAM	ADJ.	CONF.	ADJ CONF.
Average RPI Loss:	78	RECORD	PCT. RANK	GAMES	SCHEDULE	OF SCHEDULE	RPI	RPI	RPI	RPI
DIV. I ONLY	7- 20	304	0-10	34	56	206	206	2	2	
DIV. I NON-CONF.	6- 5	151	0	221	255	213	213	1	1	
TOTALS	RPI 1-25	RPI 26-50	W-L RECORDS	RPI 51-100	RPI 101-150	RPI 150+				
7- 20	0- 8	0- 4	OVERALL	2- 3	0- 1	5- 4				
5- 10	0- 4	0- 1	HOME	2- 2	0- 0	3- 3				
1- 9	0- 4	0- 3	AWAY	0- 1	0- 1	1- 0				
1- 1	0- 0	0- 0	NEUTRAL	0- 0	0- 0	1- 1				
6- 5	0- 1	0- 0	NON-CONFERENCE	1- 1	0- 0	5- 3				
4- 3	0- 0	0- 0	HOME	1- 1	0- 0	3- 2				
1- 1	0- 1	0- 0	AWAY	0- 0	0- 0	1- 0				
1- 1	0- 0	0- 0	NEUTRAL	0- 0	0- 0	1- 1				
1- 15	0- 7	0- 4	CONFERENCE	1- 2	0- 1	0- 1				
1- 7	0- 4	0- 1	HOME	1- 1	0- 0	0- 1				
0- 8	0- 3	0- 3	AWAY	0- 1	0- 1	0- 0				
0- 0	0- 0	0- 0	NEUTRAL	0- 0	0- 0	0- 0				

RPI S	Opponent	Score	RPI S	Opponent	Score	RPI S	Opponent	Score	RPI S	Opponent	Score	Team's RPI: 206
3	H Maryland	69 106	32	A Michigan	48 82	85	H Michigan St.	86 73	139	A Wisconsin	65 71	
7	A Northwestern	59 85	40	A Purdue	68 81	86	H Minnesota	74 81	180	A Towson	73 67	
7	H Northwestern	59 82	45	A Rutgers	39 72	87	A Nebraska	58 75	190	H La Salle	67 69	
9	A Princeton	55 72	45	H Rutgers	57 62	89	H Fordham	72 59	201	H Illinois	66 70	
11	A Iowa	57 100				92	H Rider	70 78	224	H Clemson	68 55	
11	H Iowa	66 77							235	H George Mason	68 78	
18	H Indiana	60 76							287	N Long Beach St.	56 64	
23	A Ohio St.	70 80							289	H Pittsburgh	78 73	
									305	N N.C. Central	92 68	
									309	H Sacred Heart	88 65	
LAST 10 Division I												
11	A Iowa	57 100	7	H Northwestern	59 82							
3	H Maryland	69 106	11	H Iowa	66 77							
87	A Nebraska	58 75	40	A Purdue	68 81							
201	H Illinois	66 70	18	H Indiana	60 76							
45	A Rutgers	39 72	7	A Northwestern	59 85							

Non-Div I Games:

Penn St.

■ Loss,
■ Non-Conf, S Site,
■ Home
■ Away
N Neutral

Pepperdine

Through Games Of Feb. 26, 2020

Average RPI Win: 221	WON-LOST	WINNING	LAST 10	STRENGTH OF	OPP. STRENGTH	TEAM	ADJ.	CONF.	ADJ CONF.
Average RPI Loss: 130	RECORD	PCT. RANK	GAMES	SCHEDULE	OF SCHEDULE	RPI	RPI	RPI	RPI
DIV. I ONLY	12- 12	172	5-5	216	113	193	193	11	11
DIV. I NON-CONF.	4- 4	164	0	301	209	239	239	11	11
TOTALS	RPI 1-25	RPI 26-50	W-L RECORDS	RPI 51-100	RPI 101-150	RPI 150+			
12- 12	0- 2	0- 0	OVERALL	0- 2	2- 4	10- 4			
7- 6	0- 1	0- 0	HOME	0- 1	2- 1	5- 3			
5- 6	0- 1	0- 0	AWAY	0- 1	0- 3	5- 1			
0- 0	0- 0	0- 0	NEUTRAL	0- 0	0- 0	0- 0			
4- 4	0- 0	0- 0	NON-CONFERENCE	0- 1	0- 1	4- 2			
2- 2	0- 0	0- 0	HOME	0- 0	0- 0	2- 2			
2- 2	0- 0	0- 0	AWAY	0- 1	0- 1	2- 0			
0- 0	0- 0	0- 0	NEUTRAL	0- 0	0- 0	0- 0			
8- 8	0- 2	0- 0	CONFERENCE	0- 1	2- 3	6- 2			
5- 4	0- 1	0- 0	HOME	0- 1	2- 1	3- 1			
3- 4	0- 1	0- 0	AWAY	0- 0	0- 2	3- 1			
0- 0	0- 0	0- 0	NEUTRAL	0- 0	0- 0	0- 0			

RPI	S	Opponent	Score	RPI	S	Opponent	Score	RPI	S	Opponent	Score	RPI	S	Opponent	Score	Team's RPI: 193
13	A	Gonzaga	36 70		74	H	BYU	47 65	108	A	Washington St.	48 85				
13	H	Gonzaga	50 64		100	A	Boise St.	74 76	114	H	San Diego	73 57				
									117	A	Pacific	63 64				
									117	H	Pacific	59 54				
									137	A	Portland	67 69				
									137	H	Portland	62 64				
									159	H	UC Davis	70 67				
									166	A	Saint Mary's (CA)	78 85				
									166	H	Saint Mary's (CA)	73 64				
									197	H	Hawaii	51 52				
									203	A	Santa Clara	79 61				
									203	H	Santa Clara	79 71				
									205	H	UNLV	44 69				
									231	A	San Francisco	70 64				
									231	H	San Francisco	82 70				
									293	A	LMU (CA)	77 66				
									293	H	LMU (CA)	77 84				
									301	A	Eastern Wash.	53 52				
									311	H	Cal Poly	63 53				
									319	A	New Mexico St.	72 69				
LAST 10 Division I																
13	H	Gonzaga	50 64	166	H	Saint Mary's (CA)	73 64									
137	H	Portland	62 64	117	H	Pacific	59 54									
293	A	LMU (CA)	77 66	137	A	Portland	67 69									
203	A	Santa Clara	79 61	13	A	Gonzaga	36 70									
231	A	San Francisco	70 64	293	H	LMU (CA)	77 84									

Non-Div I Games: Concordia (CA) 76 57 Cal St. L.A. 79 56

Pepperdine

Loss, Non-Conf, S Site, H Home A Away N Neutral

Average RPI Win:	267	WON-LOST	WINNING	LAST 10	STRENGTH OF	OPP. STRENGTH	TEAM	ADJ.	CONF.	ADJ CONF.
Average RPI Loss:	93	RECORD	PCT. RANK	GAMES	SCHEDULE	OF SCHEDULE	RPI	RPI	RPI	RPI
DIV. I ONLY	4- 23	326	1-9	88	73	289	289	5	5	
DIV. I NON-CONF.	3- 8	268	0	260	204	313	313	4	4	
TOTALS	RPI 1-25	RPI 26-50	W-L RECORDS	RPI 51-100	RPI 101-150	RPI 150+				
4- 23	0- 4	0- 3	OVERALL	0- 8	1- 4	3- 4				
3- 12	0- 3	0- 1	HOME	0- 4	1- 2	2- 2				
0- 10	0- 1	0- 2	AWAY	0- 3	0- 2	0- 2				
1- 1	0- 0	0- 0	NEUTRAL	0- 1	0- 0	1- 0				
3- 8	0- 0	0- 1	NON-CONFERENCE	0- 3	0- 1	3- 3				
2- 4	0- 0	0- 0	HOME	0- 1	0- 1	2- 2				
0- 3	0- 0	0- 1	AWAY	0- 1	0- 0	0- 1				
1- 1	0- 0	0- 0	NEUTRAL	0- 1	0- 0	1- 0				
1- 15	0- 4	0- 2	CONFERENCE	0- 5	1- 3	0- 1				
1- 8	0- 3	0- 1	HOME	0- 3	1- 1	0- 0				
0- 7	0- 1	0- 1	AWAY	0- 2	0- 2	0- 1				
0- 0	0- 0	0- 0	NEUTRAL	0- 0	0- 0	0- 0				

RPI 1-25				RPI 26-50				RPI 51-100				RPI 101+ Team's RPI: 289			
RPI	S	Opponent	Score	RPI	S	Opponent	Score	RPI	S	Opponent	Score	RPI	S	Opponent	Score
6	A	Louisville	49 83	26	H	Florida St.	41 66	60	N	Ohio	50 72	112	H	Wake Forest	53 48
6	H	Louisville	47 79	38	A	UCF	58 74	65	H	Georgia Tech	48 77	115	A	Notre Dame	52 74
22	H	NC State	44 88	39	A	Virginia Tech	56 68	76	A	Boston College	59 70	115	H	Notre Dame	52 60
25	H	Duke	56 73					76	H	Boston College	70 79	116	A	North Carolina	62 70
								81	H	Stony Brook	56 59	125	H	Duquesne	62 81
								82	A	Cincinnati	53 69	199	H	Miami (OH)	71 80
								98	A	Syracuse	53 71	206	A	Penn St.	73 78
								98	H	Syracuse	51 69	224	A	Clemson	67 75
												240	H	Georgetown	56 66
												290	N	Ole Miss	58 50
												316	H	Fairleigh Dickinson	69 60
												348	H	Central Conn. St.	81 73
LAST 10 Division I															
6	H	Louisville	47 79	65	H	Georgia Tech	48 77								
76	A	Boston College	59 70	26	H	Florida St.	41 66								
98	A	Syracuse	53 71	112	H	Wake Forest	53 48								
25	H	Duke	56 73	6	A	Louisville	49 83								
115	A	Notre Dame	52 74	22	H	NC State	44 88								

Non-Div I Games:

Pittsburgh

■ Loss,
 ■ Non-Conf,
 ■ S Site,
 ■ H Home
 ■ A Away
 N Neutral

Average RPI Win:	214	WON-LOST	WINNING	LAST 10	STRENGTH OF	OPP. STRENGTH	TEAM	ADJ.	CONF.	ADJ CONF.
Average RPI Loss:	130	RECORD	PCT. RANK	GAMES	SCHEDULE	OF SCHEDULE	RPI	RPI	RPI	RPI
DIV. I ONLY	16- 10	94	7-3	206	145	137	137	11	11	
DIV. I NON-CONF.	5- 4	140	0	233	318	202	202	11	11	
TOTALS	RPI 1-25	RPI 26-50	W-L RECORDS	RPI 51-100	RPI 101-150	RPI 150+				
16- 10	0- 1	0- 0	OVERALL	2- 1	0- 6	14- 2				
7- 6	0- 0	0- 0	HOME	1- 1	0- 4	6- 1				
9- 4	0- 1	0- 0	AWAY	1- 0	0- 2	8- 1				
0- 0	0- 0	0- 0	NEUTRAL	0- 0	0- 0	0- 0				
5- 4	0- 0	0- 0	NON-CONFERENCE	1- 0	0- 2	4- 2				
2- 3	0- 0	0- 0	HOME	1- 0	0- 2	1- 1				
3- 1	0- 0	0- 0	AWAY	0- 0	0- 0	3- 1				
0- 0	0- 0	0- 0	NEUTRAL	0- 0	0- 0	0- 0				
11- 6	0- 1	0- 0	CONFERENCE	1- 1	0- 4	10- 0				
5- 3	0- 0	0- 0	HOME	0- 1	0- 2	5- 0				
6- 3	0- 1	0- 0	AWAY	1- 0	0- 2	5- 0				
0- 0	0- 0	0- 0	NEUTRAL	0- 0	0- 0	0- 0				

RPI 1-25				RPI 26-50				RPI 51-100				RPI 101+ Team's RPI: 137			
RPI	S	Opponent	Score	RPI	S	Opponent	Score	RPI	S	Opponent	Score	RPI	S	Opponent	Score
13	A	Gonzaga	57 62					70	H	Fresno St.	75 64	105	H	Abilene Christian	69 76
								74	A	BYU	57 48	114	A	San Diego	55 74
								74	H	BYU	54 66	114	H	San Diego	58 62
												117	A	Pacific	70 77
												117	H	Pacific	73 77
												149	H	Loyola Chicago	64 78
												166	A	Saint Mary's (CA)	72 53
												166	H	Saint Mary's (CA)	78 65
												193	A	Pepperdine	64 62
												193	H	Pepperdine	69 67
												203	A	Santa Clara	80 77
												203	H	Santa Clara	84 62
												215	H	Portland St.	71 77
												226	H	Grand Canyon	73 41
												231	A	San Francisco	73 66
												231	H	San Francisco	69 49
												280	A	Air Force	72 56
												282	A	Utah St.	70 64
												283	A	CSUN	64 73
												293	A	LMU (CA)	89 78
												293	H	LMU (CA)	74 49
												320	A	Weber St.	78 59
LAST 10 Division I															
293	A	LMU (CA)	89 78	166	A	Saint Mary's (CA)	72 53								
193	A	Pepperdine	64 62	114	H	San Diego	58 62								
231	H	San Francisco	69 49	74	H	BYU	54 66								
203	H	Santa Clara	84 62	193	H	Pepperdine	69 67								
117	A	Pacific	70 77	293	H	LMU (CA)	74 49								

Non-Div I Games: Warner Pacific 78 36 Willamette 82 42

Portland

Loss, Non-Conf, S Site, H Home A Away N Neutral

Average RPI Win:	208	WON-LOST	WINNING	LAST 10	STRENGTH OF	OPP. STRENGTH	TEAM	ADJ.	CONF.	ADJ CONF.
Average RPI Loss:	179	RECORD	PCT. RANK	GAMES	SCHEDULE	OF SCHEDULE	RPI	RPI	RPI	RPI
DIV. I ONLY	11- 14	210	3-7	175	251	215	215	18	18	
DIV. I NON-CONF.	5- 4	140	0	97	323	110	110	17	17	
TOTALS	RPI 1-25	RPI 26-50	W-L RECORDS	RPI 51-100	RPI 101-150	RPI 150+				
11- 14	0- 0	0- 0	OVERALL	0- 4	2- 1	9- 9				
6- 5	0- 0	0- 0	HOME	0- 2	1- 0	5- 3				
5- 8	0- 0	0- 0	AWAY	0- 2	1- 1	4- 5				
0- 1	0- 0	0- 0	NEUTRAL	0- 0	0- 0	0- 1				
5- 4	0- 0	0- 0	NON-CONFERENCE	0- 2	1- 0	4- 2				
2- 1	0- 0	0- 0	HOME	0- 1	0- 0	2- 0				
3- 2	0- 0	0- 0	AWAY	0- 1	1- 0	2- 1				
0- 1	0- 0	0- 0	NEUTRAL	0- 0	0- 0	0- 1				
6- 10	0- 0	0- 0	CONFERENCE	0- 2	1- 1	5- 7				
4- 4	0- 0	0- 0	HOME	0- 1	1- 0	3- 3				
2- 6	0- 0	0- 0	AWAY	0- 1	0- 1	2- 4				
0- 0	0- 0	0- 0	NEUTRAL	0- 0	0- 0	0- 0				

RPI S	Opponent	Score	RPI S	Opponent	Score	RPI S	Opponent	Score	RPI S	Opponent	Score	Team's RPI: 215
						54	H Tennessee	61 88	124	A Idaho	52 65	
						80	A Montana St.	67 98	124	H Idaho	74 53	
						80	H Montana St.	62 73	137	A Portland	77 71	
						100	A Boise St.	57 82	159	A UC Davis	76 70	
									161	H Northern Ariz.	66 54	
									164	A Montana	55 62	
									164	H Montana	78 65	
									169	A Idaho St.	69 64	
									177	A Southern Utah	58 71	
									177	H Southern Utah	72 81	
									209	A UMKC	69 87	
									223	A Northern Colo.	58 77	
									223	H Northern Colo.	51 78	
									226	H Grand Canyon	69 46	
									242	H Nevada	80 75	
									288	A UC Irvine	70 61	
									288	N UC Irvine	75 83	
									301	A Eastern Wash.	75 79	
									301	H Eastern Wash.	75 58	
									306	H Sacramento St.	70 73	
									320	A Weber St.	76 57	
LAST 10 Division I												
			80	A Montana St.	67 98		164	A Montana	55 62			
			124	A Idaho	52 65		161	H Northern Ariz.	66 54			
			301	A Eastern Wash.	75 79		306	H Sacramento St.	70 73			
			223	H Northern Colo.	51 78		320	A Weber St.	76 57			
			177	H Southern Utah	72 81		169	A Idaho St.	69 64			

Non-Div I Games: Multnomah 104 48

Portland St.

Average RPI Win:	295	WON-LOST	WINNING	LAST 10	STRENGTH OF	OPP. STRENGTH	TEAM	ADJ.	CONF.	ADJ CONF.
Average RPI Loss:	155	RECORD	PCT. RANK	GAMES	SCHEDULE	OF SCHEDULE	RPI	RPI	RPI	RPI
DIV. I ONLY	8- 15	263	7-3	292	289	292	292	32	32	
DIV. I NON-CONF.	0- 9	338	0	46	16	277	277	31	31	
TOTALS	RPI 1-25	RPI 26-50	W-L RECORDS	RPI 51-100	RPI 101-150	RPI 150+				
8- 15	0- 2	0- 0	OVERALL	0- 3	1- 4	7- 6				
5- 3	0- 0	0- 0	HOME	0- 0	1- 1	4- 2				
3- 10	0- 2	0- 0	AWAY	0- 2	0- 3	3- 3				
0- 2	0- 0	0- 0	NEUTRAL	0- 1	0- 0	0- 1				
0- 9	0- 2	0- 0	NON-CONFERENCE	0- 3	0- 3	0- 1				
0- 1	0- 0	0- 0	HOME	0- 0	0- 1	0- 0				
0- 6	0- 2	0- 0	AWAY	0- 2	0- 2	0- 0				
0- 2	0- 0	0- 0	NEUTRAL	0- 1	0- 0	0- 1				
8- 6	0- 0	0- 0	CONFERENCE	0- 0	1- 1	7- 5				
5- 2	0- 0	0- 0	HOME	0- 0	1- 0	4- 2				
3- 4	0- 0	0- 0	AWAY	0- 0	0- 1	3- 3				
0- 0	0- 0	0- 0	NEUTRAL	0- 0	0- 0	0- 0				

RPI 1-25				RPI 26-50				RPI 51-100				RPI 101+ Team's RPI: 292			
RPI	S	Opponent	Score	RPI	S	Opponent	Score	RPI	S	Opponent	Score	RPI	S	Opponent	Score
14	A	Texas A&M	38 80					64	A	Rice	55 77	130	H	Florida	44 51
24	A	Arizona	48 83					66	A	Oklahoma	48 94	139	A	Wisconsin	42 68
								91	N	A&M-Corpus Christi	52 64	141	A	Texas Tech	48 82
												146	A	Texas Southern	65 88
												146	H	Texas Southern	50 47
												152	A	Jackson St.	49 53
												152	H	Jackson St.	62 52
												199	N	Miami (OH)	52 65
												246	H	Southern U.	48 68
												250	A	Alabama A&M	44 54
												329	A	Alabama St.	62 59
												332	H	Alcorn	63 68
												337	A	Ark.-Pine Bluff	54 69
												337	H	Ark.-Pine Bluff	61 51
												346	A	Grambling	67 54
												346	H	Grambling	65 58
												351	A	Mississippi Val.	89 72
												351	H	Mississippi Val.	81 47
LAST 10 Division I															
351	A	Mississippi Val.	89 72	250	A	Alabama A&M	44 54								
337	A	Ark.-Pine Bluff	54 69	329	A	Alabama St.	62 59								
152	H	Jackson St.	62 52	351	H	Mississippi Val.	81 47								
346	H	Grambling	65 58	337	H	Ark.-Pine Bluff	61 51								
146	H	Texas Southern	50 47	152	A	Jackson St.	49 53								

Non-Div I Games: Huston-Tillotson 79 60 Wiley 75 42 Tex. A&M-Kingsville 85 55

Prairie View

Loss, Non-Conf, S Site, H Home A Away N Neutral

Presbyterian

Through Games Of Feb. 26, 2020

Average RPI Win:	284	WON-LOST	WINNING	LAST 10	STRENGTH OF	OPP. STRENGTH	TEAM	ADJ.	CONF.	ADJ CONF.
Average RPI Loss:	202	RECORD	PCT. RANK	GAMES	SCHEDULE	OF SCHEDULE	RPI	RPI	RPI	RPI
DIV. I ONLY	8- 17	280	5-5	318	314	308	308	25	25	
DIV. I NON-CONF.	2- 5	259	0	325	278	310	310	27	27	
TOTALS	RPI 1-25	RPI 26-50	W-L RECORDS	RPI 51-100	RPI 101-150	RPI 150+				
8- 17	0- 0	0- 0	OVERALL	0- 1	0- 4	8- 12				
4- 7	0- 0	0- 0	HOME	0- 0	0- 2	4- 5				
4- 10	0- 0	0- 0	AWAY	0- 1	0- 2	4- 7				
0- 0	0- 0	0- 0	NEUTRAL	0- 0	0- 0	0- 0				
2- 5	0- 0	0- 0	NON-CONFERENCE	0- 1	0- 1	2- 3				
1- 1	0- 0	0- 0	HOME	0- 0	0- 0	1- 1				
1- 4	0- 0	0- 0	AWAY	0- 1	0- 1	1- 2				
0- 0	0- 0	0- 0	NEUTRAL	0- 0	0- 0	0- 0				
6- 12	0- 0	0- 0	CONFERENCE	0- 0	0- 3	6- 9				
3- 6	0- 0	0- 0	HOME	0- 0	0- 2	3- 4				
3- 6	0- 0	0- 0	AWAY	0- 0	0- 1	3- 5				
0- 0	0- 0	0- 0	NEUTRAL	0- 0	0- 0	0- 0				

RPI 1-25			RPI 26-50			RPI 51-100			RPI 101+			Team's RPI: 308					
RPI	S	Opponent	Score	RPI	S	Opponent	Score	RPI	S	Opponent	Score	RPI	S	Opponent	Score		
								59	A	West Virginia	40	56	118	H	Campbell	47	53
													130	A	Florida	46	60
													144	A	Hampton	53	67
													144	H	Hampton	42	71
													172	A	High Point	55	60
													172	H	High Point	71	79
													184	A	Gardner-Webb	56	53
													184	H	Gardner-Webb	64	49
													201	A	Illinois	52	71
													202	A	Radford	42	54
													202	H	Radford	39	65
													249	A	UNC Asheville	39	54
													249	H	UNC Asheville	48	64
													252	A	Winthrop	54	61
													261	H	Col. of Charleston	58	54
													271	A	Wofford	60	67
													272	H	UNCW	60	70
													276	A	Longwood	82	77
													276	H	Longwood	60	71
													327	A	USC Upstate	60	70
													327	H	USC Upstate	55	42
													344	A	Charleston So.	67	46
													344	H	Charleston So.	76	53
													349	A	South Carolina St.	70	49
LAST 10 Division I																	
				172	H	High Point	71	79		276	A	Longwood	82	77			
				144	A	Hampton	53	67		327	A	USC Upstate	60	70			
				184	H	Gardner-Webb	64	49		202	H	Radford	39	65			
				344	H	Charleston So.	76	53		344	A	Charleston So.	67	46			
				249	H	UNC Asheville	48	64		327	H	USC Upstate	55	42			

Non-Div I Games: William Peace 72 35 Brevard 74 45

Presbyterian

Loss, Non-Conf, S Site, H Home A Away N Neutral

Average RPI Win:	149	WON-LOST	WINNING	LAST 10	STRENGTH OF	OPP. STRENGTH	TEAM	ADJ.	CONF.	ADJ CONF.
Average RPI Loss:	11	RECORD	PCT. RANK	GAMES	SCHEDULE	OF SCHEDULE	RPI	RPI	RPI	RPI
DIV. I ONLY	22- 1	3	10-0	69	96	9	9	7	7	
DIV. I NON-CONF.	12- 1	10	0	134	99	19	19	8	8	
TOTALS	RPI 1-25	RPI 26-50	W-L RECORDS	RPI 51-100	RPI 101-150	RPI 150+				
22- 1	0- 1	3- 0	OVERALL	7- 0	3- 0	9- 0				
12- 0	0- 0	2- 0	HOME	2- 0	1- 0	7- 0				
10- 1	0- 1	1- 0	AWAY	5- 0	2- 0	2- 0				
0- 0	0- 0	0- 0	NEUTRAL	0- 0	0- 0	0- 0				
12- 1	0- 1	1- 0	NON-CONFERENCE	4- 0	2- 0	5- 0				
7- 0	0- 0	1- 0	HOME	1- 0	0- 0	5- 0				
5- 1	0- 1	0- 0	AWAY	3- 0	2- 0	0- 0				
0- 0	0- 0	0- 0	NEUTRAL	0- 0	0- 0	0- 0				
10- 0	0- 0	2- 0	CONFERENCE	3- 0	1- 0	4- 0				
5- 0	0- 0	1- 0	HOME	1- 0	1- 0	2- 0				
5- 0	0- 0	1- 0	AWAY	2- 0	0- 0	2- 0				
0- 0	0- 0	0- 0	NEUTRAL	0- 0	0- 0	0- 0				

RPI 1-25				RPI 26-50				RPI 51-100				RPI 101+			
RPI	S	Opponent	Score	RPI	S	Opponent	Score	RPI	S	Opponent	Score	RPI	S	Opponent	Score
11	A	Iowa	75 77	31	H	FGCU	67 53	58	A	Marist	62 50	128	H	Columbia	77 55
				47	A	Penn	75 55	67	A	Yale	55 39	138	A	George Washington	75 50
				47	H	Penn	80 44	74	A	Seton Hall	78 76	147	A	Missouri	68 33
								88	A	Saint Louis	66 50	160	A	Dartmouth	66 34
								92	H	Rider	80 47	160	H	Dartmouth	87 55
								96	A	Harvard	60 46	188	H	Cornell	60 29
								96	H	Harvard	66 45	206	H	Penn St.	72 55
												218	A	Brown	85 48
												275	H	New Hampshire	77 37
												298	H	Monmouth	52 40
												310	H	St. Francis Brooklyn	76 44
												345	H	Hartford	73 42
LAST 10 Division I															
				47	H	Penn	80 44	128	H	Columbia	77 55				
				160	H	Dartmouth	87 55	188	H	Cornell	60 29				
				96	H	Harvard	66 45	96	A	Harvard	60 46				
				218	A	Brown	85 48	160	A	Dartmouth	66 34				
				67	A	Yale	55 39	47	A	Penn	75 55				

Non-Div I Games:

Princeton

Providence

Through Games Of Feb. 26, 2020

Average RPI Win:	213	WON-LOST	WINNING	LAST 10	STRENGTH OF	OPP. STRENGTH	TEAM	ADJ.	CONF.	ADJ CONF.
Average RPI Loss:	89	RECORD	PCT. RANK	GAMES	SCHEDULE	OF SCHEDULE	RPI	RPI	RPI	RPI
DIV. I ONLY	11- 17	239	2-8	128	83	168	168	6	6	
DIV. I NON-CONF.	9- 3	63	0	248	243	92	92	6	6	
TOTALS	RPI 1-25	RPI 26-50	W-L RECORDS	RPI 51-100	RPI 101-150	RPI 150+				
11- 17	0- 2	0- 4	OVERALL	2- 8	2- 0	7- 3				
4- 5	0- 1	0- 2	HOME	2- 2	0- 0	2- 0				
5- 11	0- 1	0- 2	AWAY	0- 5	2- 0	3- 3				
2- 1	0- 0	0- 0	NEUTRAL	0- 1	0- 0	2- 0				
9- 3	0- 0	0- 0	NON-CONFERENCE	1- 2	2- 0	6- 1				
2- 0	0- 0	0- 0	HOME	1- 0	0- 0	1- 0				
5- 2	0- 0	0- 0	AWAY	0- 1	2- 0	3- 1				
2- 1	0- 0	0- 0	NEUTRAL	0- 1	0- 0	2- 0				
2- 14	0- 2	0- 4	CONFERENCE	1- 6	0- 0	1- 2				
2- 5	0- 1	0- 2	HOME	1- 2	0- 0	1- 0				
0- 9	0- 1	0- 2	AWAY	0- 4	0- 0	0- 2				
0- 0	0- 0	0- 0	NEUTRAL	0- 0	0- 0	0- 0				

RPI S Opponent	Score	RPI S Opponent	Score	RPI S Opponent	Score	RPI S Opponent	Score	Team's RPI: 168
20 A DePaul	71 93	35 A Marquette	55 85	61 A St. John's (NY)	58 64	109 A Utah	67 60	
20 H DePaul	67 80	35 H Marquette	50 60	61 H St. John's (NY)	54 53	140 A Massachusetts	72 63	
		43 A Creighton	63 72	67 A Yale	79 82	213 N Rhode Island	58 51	
		43 H Creighton	68 77	68 N Ball St.	51 52	219 A New Mexico	68 86	
				72 A Villanova	49 51	225 H UMass Lowell	63 38	
				74 A Seton Hall	55 97	240 A Georgetown	53 62	
				74 H Seton Hall	45 71	256 A Xavier	42 61	
				76 H Boston College	76 60	256 H Xavier	60 48	
				90 A Butler	42 51	293 N LMU (CA)	48 45	
				90 H Butler	47 50	298 A Monmouth	68 52	
						324 A Bryant	76 32	
						345 A Hartford	75 57	
LAST 10 Division I								
90 A Butler	42 51	20 A DePaul	71 93					
256 A Xavier	42 61	35 A Marquette	55 85					
61 H St. John's (NY)	54 53	256 H Xavier	60 48					
74 H Seton Hall	45 71	90 H Butler	47 50					
43 H Creighton	68 77	74 A Seton Hall	55 97					

Non-Div I Games:

Providence

Loss, Non-Conf, S Site, H Home A Away N Neutral

Average RPI Win: 137	WON-LOST	WINNING	LAST 10	STRENGTH OF	OPP. STRENGTH	TEAM	ADJ.	CONF.	ADJ CONF.
Average RPI Loss: 30	RECORD	PCT. RANK	GAMES	SCHEDULE	OF SCHEDULE	RPI	RPI	RPI	RPI
DIV. I ONLY	17- 12	132	5-5	16	4	40	40	2	2
DIV. I NON-CONF.	9- 3	63	0	20	19	13	13	1	1
TOTALS	RPI 1-25	RPI 26-50	W-L RECORDS	RPI 51-100	RPI 101-150	RPI 150+			
17- 12	1- 7	3- 3	OVERALL	2- 2	3- 0	8- 0			
9- 5	0- 2	1- 1	HOME	0- 2	2- 0	6- 0			
6- 6	1- 4	0- 2	AWAY	2- 0	1- 0	2- 0			
2- 1	0- 1	2- 0	NEUTRAL	0- 0	0- 0	0- 0			
9- 3	0- 2	3- 1	NON-CONFERENCE	0- 0	1- 0	5- 0			
6- 0	0- 0	1- 0	HOME	0- 0	1- 0	4- 0			
1- 2	0- 1	0- 1	AWAY	0- 0	0- 0	1- 0			
2- 1	0- 1	2- 0	NEUTRAL	0- 0	0- 0	0- 0			
8- 9	1- 5	0- 2	CONFERENCE	2- 2	2- 0	3- 0			
3- 5	0- 2	0- 1	HOME	0- 2	1- 0	2- 0			
5- 4	1- 3	0- 1	AWAY	2- 0	1- 0	1- 0			
0- 0	0- 0	0- 0	NEUTRAL	0- 0	0- 0	0- 0			

RPI 1-25				RPI 26-50				RPI 51-100				RPI 101+			
RPI	S	Opponent	Score	RPI	S	Opponent	Score	RPI	S	Opponent	Score	RPI	S	Opponent	Score
2	A	South Carolina	49 85	28	N	Arizona St.	59 52	85	A	Michigan St.	76 66	102	H	Kent St.	77 64
3	A	Maryland	45 88	29	N	Drake	67 47	85	H	Michigan St.	63 65	139	A	Wisconsin	62 59
7	A	Northwestern	56 61	32	A	Michigan	63 66	86	H	Minnesota	59 72	139	H	Wisconsin	72 61
11	H	Iowa	71 83	34	H	Western Ky.	67 50	87	A	Nebraska	76 68	179	H	Northern Ill.	68 63
13	N	Gonzaga	50 63	39	A	Virginia Tech	54 67					194	H	Western Ill.	66 59
18	A	Indiana	48 66	45	H	Rutgers	53 59					198	A	Chattanooga	66 34
18	H	Indiana	54 66									201	A	Illinois	70 58
23	A	Ohio St.	66 50									201	H	Illinois	81 67
												206	H	Penn St.	81 68
												236	H	Milwaukee	68 55
												251	H	Bowling Green	81 74
LAST 10 Division I															
		3	A	Maryland	45 88	32	A	Michigan	63 66						
		85	H	Michigan St.	63 65	18	H	Indiana	54 66						
		201	A	Illinois	70 58	85	A	Michigan St.	76 66						
		139	A	Wisconsin	62 59	206	H	Penn St.	81 68						
		11	H	Iowa	71 83	87	A	Nebraska	76 68						

Non-Div I Games:

Purdue

Average RPI Win:	323	WON-LOST	WINNING	LAST 10	STRENGTH OF	OPP. STRENGTH	TEAM	ADJ.	CONF.	ADJ CONF.
Average RPI Loss:	176	RECORD	PCT. RANK	GAMES	SCHEDULE	OF SCHEDULE	RPI	RPI	RPI	RPI
DIV. I ONLY	3- 22	333	1-9	265	214	336	336	19	19	
DIV. I NON-CONF.	2- 9	304	0	286	272	333	333	18	18	
TOTALS	RPI 1-25	RPI 26-50	W-L RECORDS	RPI 51-100	RPI 101-150	RPI 150+				
3- 22	0- 0	0- 2	OVERALL	0- 4	0- 3	3- 13				
2- 9	0- 0	0- 1	HOME	0- 2	0- 1	2- 5				
1- 10	0- 0	0- 1	AWAY	0- 2	0- 0	1- 7				
0- 3	0- 0	0- 0	NEUTRAL	0- 0	0- 2	0- 1				
2- 9	0- 0	0- 0	NON-CONFERENCE	0- 2	0- 3	2- 4				
2- 2	0- 0	0- 0	HOME	0- 1	0- 1	2- 0				
0- 4	0- 0	0- 0	AWAY	0- 1	0- 0	0- 3				
0- 3	0- 0	0- 0	NEUTRAL	0- 0	0- 2	0- 1				
1- 13	0- 0	0- 2	CONFERENCE	0- 2	0- 0	1- 9				
0- 7	0- 0	0- 1	HOME	0- 1	0- 0	0- 5				
1- 6	0- 0	0- 1	AWAY	0- 1	0- 0	1- 4				
0- 0	0- 0	0- 0	NEUTRAL	0- 0	0- 0	0- 0				

RPI	S	Opponent	Score	RPI	S	Opponent	Score	RPI	S	Opponent	Score	RPI	S	Opponent	Score	Team's RPI: 336
33	A	South Dakota	25 79	68	H	Ball St.	52 83	102	N	Kent St.	67 75					
33	H	South Dakota	41 62	77	A	South Dakota St.	43 89	119	H	Southeast Mo. St.	48 58					
				77	H	South Dakota St.	69 100	141	N	Texas Tech	48 82					
				90	A	Butler	58 85	155	A	Akron	53 64					
								171	A	Eastern Mich.	40 64					
								194	A	Western Ill.	68 79					
								194	H	Western Ill.	74 83					
								217	H	Oral Roberts	73 79					
								237	A	North Dakota	85 91					
								237	H	North Dakota	49 63					
								244	A	Denver	57 83					
								265	A	North Dakota St.	53 74					
								265	H	North Dakota St.	44 58					
								298	N	Monmouth	46 60					
								307	A	Omaha	58 57					
								307	H	Omaha	51 65					
								321	H	Evansville	67 64					
								340	A	SIUE	53 57					
								342	H	UIC	61 50					
LAST 10 Division I																
307	H	Omaha	51 65	237	H	North Dakota	49 63									
77	A	South Dakota St.	43 89	265	H	North Dakota St.	44 58									
265	A	North Dakota St.	53 74	307	A	Omaha	58 57									
244	A	Denver	57 83	33	A	South Dakota	25 79									
194	H	Western Ill.	74 83	217	H	Oral Roberts	73 79									

Non-Div I Games: Heidelberg 82 55 Purdue Northwest 73 50

Purdue Fort Wayne

■ Loss,
 ■ Non-Conf, S Site,
 ■ Home
 ■ Away
 N Neutral

Quinnipiac

Through Games Of Feb. 26, 2020

Average RPI Win:	257	WON-LOST	WINNING	LAST 10	STRENGTH OF	OPP. STRENGTH	TEAM	ADJ.	CONF.	ADJ CONF.
Average RPI Loss:	120	RECORD	PCT. RANK	GAMES	SCHEDULE	OF SCHEDULE	RPI	RPI	RPI	RPI
DIV. I ONLY	12- 13	189	5-5	159	206	187	187	24	24	
DIV. I NON-CONF.	3- 6	235	0	39	41	167	167	25	25	
TOTALS	RPI 1-25	RPI 26-50	W-L RECORDS	RPI 51-100	RPI 101-150	RPI 150+				
12- 13	0- 1	0- 2	OVERALL	1- 5	0- 1	11- 4				
7- 6	0- 0	0- 1	HOME	1- 2	0- 1	6- 2				
5- 7	0- 1	0- 1	AWAY	0- 3	0- 0	5- 2				
0- 0	0- 0	0- 0	NEUTRAL	0- 0	0- 0	0- 0				
3- 6	0- 1	0- 2	NON-CONFERENCE	1- 2	0- 1	2- 0				
2- 3	0- 0	0- 1	HOME	1- 1	0- 1	1- 0				
1- 3	0- 1	0- 1	AWAY	0- 1	0- 0	1- 0				
0- 0	0- 0	0- 0	NEUTRAL	0- 0	0- 0	0- 0				
9- 7	0- 0	0- 0	CONFERENCE	0- 3	0- 0	9- 4				
5- 3	0- 0	0- 0	HOME	0- 1	0- 0	5- 2				
4- 4	0- 0	0- 0	AWAY	0- 2	0- 0	4- 2				
0- 0	0- 0	0- 0	NEUTRAL	0- 0	0- 0	0- 0				

RPI 1-25				RPI 26-50				RPI 51-100				RPI 101+ Team's RPI: 187			
RPI	S	Opponent	Score	RPI	S	Opponent	Score	RPI	S	Opponent	Score	RPI	S	Opponent	Score
3	A	Maryland	52 107	38	A	UCF	58 80	52	H	Bucknell	76 69	138	H	George Washington	67 78
				42	H	Drexel	62 66	58	A	Marist	60 73	207	A	Manhattan	62 77
								67	A	Yale	59 63	207	H	Manhattan	70 58
								92	A	Rider	59 75	213	H	Rhode Island	75 63
								92	H	Rider	62 68	220	A	Iona	67 63
								96	H	Harvard	68 77	220	H	Iona	71 75
												227	A	Fairfield	60 72
												227	H	Fairfield	76 62
												279	A	Siena	66 52
												279	H	Siena	60 68
												284	H	Niagara	71 61
												298	A	Monmouth	52 45
												298	H	Monmouth	60 53
												323	A	Saint Peter's	91 64
												338	H	Canisius	74 71
												345	A	Hartford	87 50
LAST 10 Division I															
227	A	Fairfield	60 72	298	A	Monmouth	52 45								
92	H	Rider	62 68	220	A	Iona	67 63								
284	H	Niagara	71 61	323	A	Saint Peter's	91 64								
207	A	Manhattan	62 77	227	H	Fairfield	76 62								
279	H	Siena	60 68	58	A	Marist	60 73								

Non-Div I Games:

Quinnipiac

Loss, Non-Conf, S Site, H Home A Away N Neutral

Average RPI Win: 278	WON-LOST	WINNING	LAST 10	STRENGTH OF	OPP. STRENGTH	TEAM	ADJ.	CONF.	ADJ CONF.
Average RPI Loss: 144	RECORD	PCT. RANK	GAMES	SCHEDULE	OF SCHEDULE	RPI	RPI	RPI	RPI
DIV. I ONLY	14- 12	159	8-2	282	256	202	202	25	25
DIV. I NON-CONF.	2- 7	288	0	274	67	273	273	27	27
TOTALS	RPI 1-25	RPI 26-50	W-L RECORDS	RPI 51-100	RPI 101-150	RPI 150+			
14- 12	0- 1	0- 0	OVERALL	0- 2	1- 4	13- 5			
6- 5	0- 0	0- 0	HOME	0- 0	0- 2	6- 3			
8- 7	0- 1	0- 0	AWAY	0- 2	1- 2	7- 2			
0- 0	0- 0	0- 0	NEUTRAL	0- 0	0- 0	0- 0			
2- 7	0- 1	0- 0	NON-CONFERENCE	0- 2	0- 2	2- 2			
0- 2	0- 0	0- 0	HOME	0- 0	0- 1	0- 1			
2- 5	0- 1	0- 0	AWAY	0- 2	0- 1	2- 1			
0- 0	0- 0	0- 0	NEUTRAL	0- 0	0- 0	0- 0			
12- 5	0- 0	0- 0	CONFERENCE	0- 0	1- 2	11- 3			
6- 3	0- 0	0- 0	HOME	0- 0	0- 1	6- 2			
6- 2	0- 0	0- 0	AWAY	0- 0	1- 1	5- 1			
0- 0	0- 0	0- 0	NEUTRAL	0- 0	0- 0	0- 0			

RPI 1-25				RPI 26-50				RPI 51-100				RPI 101+ Team's RPI: 202			
RPI	S	Opponent	Score	RPI	S	Opponent	Score	RPI	S	Opponent	Score	RPI	S	Opponent	Score
23	A	Ohio St.	57 70					59	A	West Virginia	37 74	118	A	Campbell	48 42
								63	A	Alabama	51 85	118	H	Campbell	32 43
												120	A	Vanderbilt	46 80
												142	H	Mt. St. Mary's	58 75
												144	A	Hampton	48 51
												172	A	High Point	58 68
												172	H	High Point	63 64
												184	A	Gardner-Webb	84 73
												184	H	Gardner-Webb	65 51
												189	H	American	55 59
												249	H	UNC Asheville	50 63
												252	H	Winthrop	54 53
												276	A	Longwood	62 61
												276	H	Longwood	88 76
												277	A	Morehead St.	62 73
												291	A	ETSU	67 43
												308	A	Presbyterian	65 39
												308	H	Presbyterian	54 42
												327	A	USC Upstate	57 41
												327	H	USC Upstate	78 57
												344	A	Charleston So.	64 40
												344	H	Charleston So.	72 35
												349	A	South Carolina St.	60 45
LAST 10 Division I															
327	H	USC Upstate	78 57	184	H	Gardner-Webb	65 51								
172	H	High Point	63 64	308	A	Presbyterian	65 39								
276	H	Longwood	88 76	118	H	Campbell	32 43								
118	A	Campbell	48 42	184	A	Gardner-Webb	84 73								
344	A	Charleston So.	64 40	327	A	USC Upstate	57 41								

Non-Div I Games:

Radford

■ Loss,
 ■ Non-Conf, S Site,
 ■ Home
 ■ Away
 N Neutral

Rhode Island

Through Games Of Feb. 26, 2020

Average RPI Win:	215	WON-LOST	WINNING	LAST 10	STRENGTH OF	OPP. STRENGTH	TEAM	ADJ.	CONF.	ADJ CONF.
Average RPI Loss:	143	RECORD	PCT. RANK	GAMES	SCHEDULE	OF SCHEDULE	RPI	RPI	RPI	RPI
DIV. I ONLY	13- 14	182	3-7	217	166	213	213	12	12	
DIV. I NON-CONF.	7- 5	131	0	242	310	170	170	12	12	
TOTALS	RPI 1-25	RPI 26-50	W-L RECORDS	RPI 51-100	RPI 101-150	RPI 150+				
13- 14	0- 0	0- 0	OVERALL	1- 4	4- 5	8- 5				
10- 3	0- 0	0- 0	HOME	1- 0	4- 2	5- 1				
2- 10	0- 0	0- 0	AWAY	0- 4	0- 3	2- 3				
1- 1	0- 0	0- 0	NEUTRAL	0- 0	0- 0	1- 1				
7- 5	0- 0	0- 0	NON-CONFERENCE	0- 2	2- 0	5- 3				
5- 0	0- 0	0- 0	HOME	0- 0	2- 0	3- 0				
1- 4	0- 0	0- 0	AWAY	0- 2	0- 0	1- 2				
1- 1	0- 0	0- 0	NEUTRAL	0- 0	0- 0	1- 1				
6- 9	0- 0	0- 0	CONFERENCE	1- 2	2- 5	3- 2				
5- 3	0- 0	0- 0	HOME	1- 0	2- 2	2- 1				
1- 6	0- 0	0- 0	AWAY	0- 2	0- 3	1- 1				
0- 0	0- 0	0- 0	NEUTRAL	0- 0	0- 0	0- 0				

RPI S	Opponent	Score	RPI S	Opponent	Score	RPI S	Opponent	Score	RPI S	Opponent	Score	Team's RPI: 213
						53	A Dayton	60 71	104	H VCU	54 75	
						76	A Boston College	55 66	121	H Richmond	76 70	
						88	H Saint Louis	72 63	123	A Davidson	67 79	
						89	A Fordham	50 60	123	H Davidson	70 77	
						96	A Harvard	58 61	125	A Duquesne	62 72	
									132	H Robert Morris	71 59	
									133	H Holy Cross	73 58	
									138	A George Washington	56 73	
									140	H Massachusetts	69 66	
									168	N Providence	51 58	
									187	A Quinnipiac	63 75	
									190	H La Salle	42 54	
									218	N Brown	89 44	
									227	H Fairfield	74 41	
									235	H George Mason	47 42	
									237	A North Dakota	61 67	
									238	A Saint Joseph's	49 47	
									294	A St. Bonaventure	59 64	
									294	H St. Bonaventure	69 67	
									297	H Vermont	77 74	
									330	H LIU Brooklyn	79 56	
									345	A Hartford	68 56	
LAST 10 Division I												
			138	A George Washington	56 73	53	A Dayton	60 71				
			190	H La Salle	42 54	89	A Fordham	50 60				
			125	A Duquesne	62 72	235	H George Mason	47 42				
			294	H St. Bonaventure	69 67	123	H Davidson	70 77				
			88	H Saint Louis	72 63	294	A St. Bonaventure	59 64				

Non-Div I Games:

Rhode Island

■ Loss,
 ■ Non-Conf,
 ■ S Site,
 ■ H Home
 ■ A Away
 N Neutral

Average RPI Win:	213	WON-LOST	WINNING	LAST 10	STRENGTH OF	OPP. STRENGTH	TEAM	ADJ.	CONF.	ADJ CONF.
Average RPI Loss:	77	RECORD	PCT. RANK	GAMES	SCHEDULE	OF SCHEDULE	RPI	RPI	RPI	RPI
DIV. I ONLY	18- 8	63	8-2	121	141	64	64	13	13	
DIV. I NON-CONF.	5- 6	187	0	141	157	186	186	16	16	
TOTALS	RPI 1-25	RPI 26-50	W-L RECORDS	RPI 51-100	RPI 101-150	RPI 150+				
18- 8	0- 1	1- 3	OVERALL	1- 2	2- 1	14- 1				
11- 1	0- 1	1- 0	HOME	1- 0	1- 0	8- 0				
7- 5	0- 0	0- 2	AWAY	0- 1	1- 1	6- 1				
0- 2	0- 0	0- 1	NEUTRAL	0- 1	0- 0	0- 0				
5- 6	0- 1	0- 2	NON-CONFERENCE	0- 1	0- 1	5- 1				
4- 1	0- 1	0- 0	HOME	0- 0	0- 0	4- 0				
1- 3	0- 0	0- 1	AWAY	0- 0	0- 1	1- 1				
0- 2	0- 0	0- 1	NEUTRAL	0- 1	0- 0	0- 0				
13- 2	0- 0	1- 1	CONFERENCE	1- 1	2- 0	9- 0				
7- 0	0- 0	1- 0	HOME	1- 0	1- 0	4- 0				
6- 2	0- 0	0- 1	AWAY	0- 1	1- 0	5- 0				
0- 0	0- 0	0- 0	NEUTRAL	0- 0	0- 0	0- 0				

RPI	S	Opponent	Score	RPI	S	Opponent	Score	RPI	S	Opponent	Score	RPI	S	Opponent	Score
14	H	Texas A&M	61 62	27	A	Old Dominion	59 66	51	A	Charlotte	51 62	122	A	UAB	74 65
				34	H	Western Ky.	73 65	57	H	Middle Tenn.	77 60	122	H	UAB	64 53
				39	N	Virginia Tech	45 54	65	N	Georgia Tech	52 54	146	A	Texas Southern	56 63
				48	A	Oklahoma St.	38 69					161	H	Northern Ariz.	71 57
												191	A	Fla. Atlantic	78 69
												195	H	Little Rock	66 40
												204	H	Southern Miss.	75 64
												221	A	UTEP	69 61
												222	A	SMU	43 55
												230	H	Marshall	81 43
												259	A	North Texas	67 52
												259	H	North Texas	69 66
												263	H	Louisiana Tech	60 47
												269	H	Nicholls St.	71 47
												292	H	Prairie View	77 55
												304	A	FIU	68 47
												312	A	UTSA	74 62
												343	A	McNeese	81 50
LAST 10 Division I															
122	A	UAB	74 65	122	H	UAB	64 53								
259	H	North Texas	69 66	259	A	North Texas	67 52								
51	A	Charlotte	51 62	312	A	UTSA	74 62								
27	A	Old Dominion	59 66	221	A	UTEP	69 61								
57	H	Middle Tenn.	77 60	204	H	Southern Miss.	75 64								

Non-Div I Games:

Rice

Average RPI Win: 194	WON-LOST	WINNING	LAST 10	STRENGTH OF	OPP. STRENGTH	TEAM	ADJ.	CONF.	ADJ CONF.
Average RPI Loss: 112	RECORD	PCT. RANK	GAMES	SCHEDULE	OF SCHEDULE	RPI	RPI	RPI	RPI
DIV. I ONLY	14- 15	181	6-4	62	160	121	121	12	12
DIV. I NON-CONF.	7- 7	164	0	24	261	69	69	12	12
TOTALS	RPI 1-25	RPI 26-50	W-L RECORDS	RPI 51-100	RPI 101-150	RPI 150+			
14- 15	0- 0	0- 3	OVERALL	1- 4	4- 5	9- 3			
7- 5	0- 0	0- 0	HOME	0- 3	3- 1	4- 1			
7- 7	0- 0	0- 2	AWAY	1- 1	1- 2	5- 2			
0- 3	0- 0	0- 1	NEUTRAL	0- 0	0- 2	0- 0			
7- 7	0- 0	0- 3	NON-CONFERENCE	1- 1	2- 2	4- 1			
3- 1	0- 0	0- 0	HOME	0- 0	1- 0	2- 1			
4- 3	0- 0	0- 2	AWAY	1- 1	1- 0	2- 0			
0- 3	0- 0	0- 1	NEUTRAL	0- 0	0- 2	0- 0			
7- 8	0- 0	0- 0	CONFERENCE	0- 3	2- 3	5- 2			
4- 4	0- 0	0- 0	HOME	0- 3	2- 1	2- 0			
3- 4	0- 0	0- 0	AWAY	0- 0	0- 2	3- 2			
0- 0	0- 0	0- 0	NEUTRAL	0- 0	0- 0	0- 0			

RPI 1-25				RPI 26-50				RPI 51-100				RPI 101+				Team's RPI: 121	
RPI	S	Opponent	Score	RPI	S	Opponent	Score	RPI	S	Opponent	Score	RPI	S	Opponent	Score		
				27	A	Old Dominion	51 73	51	A	Charlotte	59 78	104	A	VCU	50 53		
				36	N	Bradley	57 61	53	H	Dayton	51 65	104	H	VCU	42 57		
				42	A	Drexel	52 58	79	A	Coastal Caro.	79 67	113	H	William & Mary	76 73		
								88	H	Saint Louis	57 60	123	H	Davidson	69 57		
								89	H	Fordham	47 64	125	H	Duquesne	67 64		
												134	A	UNC Greensboro	70 62		
												140	A	Massachusetts	50 64		
												142	N	Mt. St. Mary's	67 75		
												144	N	Hampton	65 69		
												178	H	Norfolk St.	77 69		
												190	A	La Salle	67 61		
												190	H	La Salle	63 61		
												191	H	Fla. Atlantic	57 55		
												211	H	Furman	69 70		
												213	A	Rhode Island	70 76		
												235	A	George Mason	75 70		
												238	A	Saint Joseph's	56 67		
												240	A	Georgetown	51 49		
												294	A	St. Bonaventure	72 58		
												294	H	St. Bonaventure	63 59		
												325	A	UMES	64 52		
LAST 10 Division I																	
				88	H	Saint Louis	57 60	190	A	La Salle	67 61						
				294	A	St. Bonaventure	72 58	104	H	VCU	42 57						
				235	A	George Mason	75 70	294	H	St. Bonaventure	63 59						
				89	H	Fordham	47 64	140	A	Massachusetts	50 64						
				125	H	Duquesne	67 64	123	H	Davidson	69 57						

Non-Div I Games:

Richmond

■ Loss,
 ■ Non-Conf,
 S Site,
 ■ Home
 ■ Away
 N Neutral

Average RPI Win: 236	WON-LOST	WINNING	LAST 10	STRENGTH OF	OPP. STRENGTH	TEAM	ADJ.	CONF.	ADJ CONF.
Average RPI Loss: 134	RECORD	PCT. RANK	GAMES	SCHEDULE	OF SCHEDULE	RPI	RPI	RPI	RPI
DIV. I ONLY	21- 4	22	8-2	304	172	92	92	24	24
DIV. I NON-CONF.	7- 2	53	0	329	28	120	120	25	25
TOTALS	RPI 1-25	RPI 26-50	W-L RECORDS	RPI 51-100	RPI 101-150	RPI 150+			
21- 4	0- 1	0- 0	OVERALL	1- 1	0- 1	20- 1			
10- 1	0- 0	0- 0	HOME	0- 1	0- 0	10- 0			
10- 2	0- 1	0- 0	AWAY	1- 0	0- 0	9- 1			
1- 1	0- 0	0- 0	NEUTRAL	0- 0	0- 1	1- 0			
7- 2	0- 1	0- 0	NON-CONFERENCE	0- 0	0- 1	7- 0			
3- 0	0- 0	0- 0	HOME	0- 0	0- 0	3- 0			
3- 1	0- 1	0- 0	AWAY	0- 0	0- 0	3- 0			
1- 1	0- 0	0- 0	NEUTRAL	0- 0	0- 1	1- 0			
14- 2	0- 0	0- 0	CONFERENCE	1- 1	0- 0	13- 1			
7- 1	0- 0	0- 0	HOME	0- 1	0- 0	7- 0			
7- 1	0- 0	0- 0	AWAY	1- 0	0- 0	6- 1			
0- 0	0- 0	0- 0	NEUTRAL	0- 0	0- 0	0- 0			

RPI 1-25				RPI 26-50				RPI 51-100				Team's RPI: 92		RPI 101+			
RPI	S	Opponent	Score	RPI	S	Opponent	Score	RPI	S	Opponent	Score			RPI	S	Opponent	Score
9	A	Princeton	47 80					58	A	Marist	76 72			145	N	North Florida	70 80
								58	H	Marist	58 63			187	A	Quinnipiac	68 62
														187	H	Quinnipiac	75 59
														190	H	La Salle	70 43
														206	A	Penn St.	78 70
														207	A	Manhattan	55 50
														207	H	Manhattan	76 53
														220	A	Iona	81 37
														220	H	Iona	53 41
														227	H	Fairfield	60 52
														240	A	Georgetown	65 64
														254	N	Lipscomb	81 76
														256	H	Xavier	64 57
														262	A	Delaware St.	71 69
														279	A	Siena	69 38
														279	H	Siena	70 66
														281	H	Wagner	77 63
														284	A	Niagara	71 55
														284	H	Niagara	79 75
														298	H	Monmouth	48 25
														323	A	Saint Peter's	56 67
														338	A	Canisius	70 57
LAST 10 Division I																	
				220	H	Iona	53 41					323	A	Saint Peter's	56 67		
				187	A	Quinnipiac	68 62					298	H	Monmouth	48 25		
				207	A	Manhattan	55 50					207	H	Manhattan	76 53		
				279	A	Siena	69 38					227	H	Fairfield	60 52		
				58	H	Marist	58 63					284	A	Niagara	71 55		

Non-Div I Games:

Rider

■ Loss,
 ■ Non-Conf,
 S Site,
 ■ Home
 ■ Away
 N Neutral

Average RPI Win:	279	WON-LOST	WINNING	LAST 10	STRENGTH OF	OPP. STRENGTH	TEAM	ADJ.	CONF.	ADJ CONF.
Average RPI Loss:	118	RECORD	PCT. RANK	GAMES	SCHEDULE	OF SCHEDULE	RPI	RPI	RPI	RPI
DIV. I ONLY	19- 7	47	9-1	287	312	132	132	30	30	
DIV. I NON-CONF.	4- 6	212	0	121	133	172	172	30	30	
TOTALS	RPI 1-25	RPI 26-50	W-L RECORDS	RPI 51-100	RPI 101-150	RPI 150+				
19- 7	0- 1	0- 1	OVERALL	0- 0	0- 3	19- 2				
9- 3	0- 0	0- 0	HOME	0- 0	0- 2	9- 1				
10- 4	0- 1	0- 1	AWAY	0- 0	0- 1	10- 1				
0- 0	0- 0	0- 0	NEUTRAL	0- 0	0- 0	0- 0				
4- 6	0- 1	0- 1	NON-CONFERENCE	0- 0	0- 2	4- 2				
2- 2	0- 0	0- 0	HOME	0- 0	0- 1	2- 1				
2- 4	0- 1	0- 1	AWAY	0- 0	0- 1	2- 1				
0- 0	0- 0	0- 0	NEUTRAL	0- 0	0- 0	0- 0				
15- 1	0- 0	0- 0	CONFERENCE	0- 0	0- 1	15- 0				
7- 1	0- 0	0- 0	HOME	0- 0	0- 1	7- 0				
8- 0	0- 0	0- 0	AWAY	0- 0	0- 0	8- 0				
0- 0	0- 0	0- 0	NEUTRAL	0- 0	0- 0	0- 0				

RPI 1-25				RPI 26-50				RPI 51-100				RPI 101+ Team's RPI: 132			
RPI	S	Opponent	Score	RPI	S	Opponent	Score	RPI	S	Opponent	Score	RPI	S	Opponent	Score
19	A	TCU	61 66	41	A	James Madison	32 59					102	A	Kent St.	81 82
												128	H	Columbia	59 61
												142	H	Mt. St. Mary's	59 62
												178	A	Norfolk St.	69 62
												181	H	Delaware	62 73
												185	A	Merrimack	68 62
												185	H	Merrimack	72 50
												190	A	La Salle	71 68
												213	A	Rhode Island	59 71
												253	H	Youngstown St.	58 43
												256	H	Xavier	71 57
												270	A	Saint Francis (PA)	66 57
												281	A	Wagner	77 35
												281	H	Wagner	51 47
												309	A	Sacred Heart	67 38
												309	H	Sacred Heart	73 43
												310	A	St. Francis Brooklyn	70 59
												310	H	St. Francis Brooklyn	69 44
												316	A	Fairleigh Dickinson	48 35
												316	H	Fairleigh Dickinson	53 35
												324	H	Bryant	69 39
												330	A	LIU Brooklyn	70 59
												348	A	Central Conn. St.	86 56
												348	H	Central Conn. St.	80 42
LAST 10 Division I															
316	A	Fairleigh Dickinson	48 35	309	A	Sacred Heart	67 38								
142	H	Mt. St. Mary's	59 62	324	H	Bryant	69 39								
270	A	Saint Francis (PA)	66 57	348	H	Central Conn. St.	80 42								
316	H	Fairleigh Dickinson	53 35	310	A	St. Francis Brooklyn	70 59								
281	A	Wagner	77 35	330	A	LIU Brooklyn	70 59								

Non-Div I Games: Pitt.-Johnstown 63 30

Robert Morris

■ Loss,
 ■ Non-Conf,
 ■ S Site,
 ■ Home
 ■ A Away
 N Neutral

Average RPI Win:	157	WON-LOST	WINNING	LAST 10	STRENGTH OF	OPP. STRENGTH	TEAM	ADJ.	CONF.	ADJ CONF.
Average RPI Loss:	43	RECORD	PCT. RANK	GAMES	SCHEDULE	OF SCHEDULE	RPI	RPI	RPI	RPI
DIV. I ONLY	19- 8	56	4-6	103	19	45	45	2	2	
DIV. I NON-CONF.	10- 1	20	0	214	107	45	45	1	1	
TOTALS	RPI 1-25	RPI 26-50	W-L RECORDS	RPI 51-100	RPI 101-150	RPI 150+				
19- 8	1- 3	3- 2	OVERALL	3- 3	2- 0	10- 0				
12- 2	1- 1	2- 0	HOME	2- 1	0- 0	7- 0				
5- 6	0- 2	1- 2	AWAY	0- 2	1- 0	3- 0				
2- 0	0- 0	0- 0	NEUTRAL	1- 0	1- 0	0- 0				
10- 1	0- 0	1- 1	NON-CONFERENCE	2- 0	1- 0	6- 0				
7- 0	0- 0	1- 0	HOME	1- 0	0- 0	5- 0				
1- 1	0- 0	0- 1	AWAY	0- 0	0- 0	1- 0				
2- 0	0- 0	0- 0	NEUTRAL	1- 0	1- 0	0- 0				
9- 7	1- 3	2- 1	CONFERENCE	1- 3	1- 0	4- 0				
5- 2	1- 1	1- 0	HOME	1- 1	0- 0	2- 0				
4- 5	0- 2	1- 1	AWAY	0- 2	1- 0	2- 0				
0- 0	0- 0	0- 0	NEUTRAL	0- 0	0- 0	0- 0				

RPI 1-25				RPI 26-50				Team's RPI: 45				RPI 51-100				RPI 101+			
RPI	S	Opponent	Score	RPI	S	Opponent	Score	RPI	S	Opponent	Score	RPI	S	Opponent	Score	RPI	S	Opponent	Score
3	A	Maryland	50 79	30	A	LSU	58 64	65	N	Georgia Tech	46 43	120	N	Vanderbilt	62 56				
7	A	Northwestern	65 82	32	A	Michigan	57 71	85	A	Michigan St.	53 57	139	A	Wisconsin	64 61				
18	H	Indiana	56 66	32	H	Michigan	62 41	85	H	Michigan St.	55 66	180	H	Towson	67 53				
23	H	Ohio St.	59 57	40	A	Purdue	59 53	86	A	Minnesota	71 73	201	A	Illinois	75 51				
				46	H	Virginia	73 63	87	H	Nebraska	69 65	201	H	Illinois	72 41				
								96	H	Harvard	74 46	206	A	Penn St.	62 57				
												206	H	Penn St.	72 39				
												230	H	Marshall	66 41				
												246	H	Southern U.	78 58				
												247	A	South Alabama	77 56				
												284	H	Niagara	87 37				
												331	H	Coppin St.	107 33				
LAST 10 Division I																			
23	H	Ohio St.	59 57	206	H	Penn St.	72 39												
7	A	Northwestern	65 82	86	A	Minnesota	71 73												
32	H	Michigan	62 41	201	H	Illinois	72 41												
85	A	Michigan St.	53 57	32	A	Michigan	57 71												
3	A	Maryland	50 79	85	H	Michigan St.	55 66												

Non-Div I Games:

Rutgers

■ Loss,
 ■ Non-Conf,
 ■ S Site,
 ■ H Home
 ■ A Away
 N Neutral

SFA				STRENGTH OF SCHEDULE	OPP. STRENGTH OF SCHEDULE	TEAM RPI	ADJ. RPI	CONF. RPI	ADJ CONF. RPI
Average RPI Win:	245	WON-LOST RECORD	WINNING PCT. RANK						
Average RPI Loss:	134		LAST 10 GAMES						
DIV. I ONLY	18- 5	31	8-2	272	266	97	97	23	23
DIV. I NON-CONF.	4- 2	90	0	275	177	136	136	24	24
TOTALS	RPI 1-25	RPI 26-50	W-L RECORDS	RPI 51-100	RPI 101-150	RPI 150+			
18- 5	0- 0	0- 1	OVERALL	2- 1	1- 0	15- 3			
9- 1	0- 0	0- 1	HOME	1- 0	1- 0	7- 0			
8- 4	0- 0	0- 0	AWAY	1- 1	0- 0	7- 3			
1- 0	0- 0	0- 0	NEUTRAL	0- 0	0- 0	1- 0			
4- 2	0- 0	0- 1	NON-CONFERENCE	0- 1	0- 0	4- 0			
1- 1	0- 0	0- 1	HOME	0- 0	0- 0	1- 0			
2- 1	0- 0	0- 0	AWAY	0- 1	0- 0	2- 0			
1- 0	0- 0	0- 0	NEUTRAL	0- 0	0- 0	1- 0			
14- 3	0- 0	0- 0	CONFERENCE	2- 0	1- 0	11- 3			
8- 0	0- 0	0- 0	HOME	1- 0	1- 0	6- 0			
6- 3	0- 0	0- 0	AWAY	1- 0	0- 0	5- 3			
0- 0	0- 0	0- 0	NEUTRAL	0- 0	0- 0	0- 0			

RPI 1-25				RPI 26-50				RPI 51-100 Team's RPI: 97				RPI 101+			
RPI	S	Opponent	Score	RPI	S	Opponent	Score	RPI	S	Opponent	Score	RPI	S	Opponent	Score
				38	H	UCF	57 63	66	A	Oklahoma	62 75	105	H	Abilene Christian	69 59
								91	A	A&M-Corpus Christi	66 44	151	A	Sam Houston St.	55 63
								91	H	A&M-Corpus Christi	72 49	158	A	New Orleans	50 53
												158	H	New Orleans	59 47
												239	H	Southeastern La.	77 51
												242	A	Nevada	80 65
												243	A	Central Ark.	58 37
												243	H	Central Ark.	102 41
												257	A	Incarnate Word	52 60
												257	H	Incarnate Word	67 45
												266	A	Tulsa	67 63
												267	N	UC Santa Barbara	67 56
												269	A	Nicholls St.	78 61
												273	A	Lamar University	54 53
												318	A	Houston Baptist	59 42
												332	H	Alcorn	67 62
												335	A	Northwestern St.	61 45
												335	H	Northwestern St.	89 40
												343	H	McNeese	82 51
LAST 10 Division I															
335	A	Northwestern St.	61 45	269	A	Nicholls St.	78 61								
257	A	Incarnate Word	52 60	151	A	Sam Houston St.	55 63								
243	A	Central Ark.	58 37	105	H	Abilene Christian	69 59								
91	H	A&M-Corpus Christi	72 49	273	A	Lamar University	54 53								
158	H	New Orleans	59 47	335	H	Northwestern St.	89 40								

Non-Div I Games: LSU-Shreveport 75 32 Cent. Christian (KS104 46 Our Lady of the Lak87 75

SFA

Loss, Non-Conf, S Site, H Home A Away N Neutral

S
I
U
ES
I
U
E

65 70

Loss, Non-Conf, S Site, H Home A Away N Neutral

SMU				STRENGTH OF SCHEDULE	OPP. STRENGTH OF SCHEDULE	TEAM RPI	ADJ. RPI	CONF. RPI	ADJ CONF. RPI
Average RPI Win:	226	WON-LOST RECORD	WINNING PCT. RANK						
Average RPI Loss:	135		LAST 10 GAMES						
DIV. I ONLY	12- 14	196	5-5	196	123	222	222	9	9
DIV. I NON-CONF.	6- 6	164	0	205	257	244	244	10	10

TOTALS	RPI 1-25	RPI 26-50	W-L RECORDS	RPI 51-100	RPI 101-150	RPI 150+			
12- 14	0- 2	0- 1	OVERALL	1- 2	0- 2	11- 7			
9- 7	0- 2	0- 0	HOME	1- 1	0- 0	8- 4			
2- 7	0- 0	0- 1	AWAY	0- 1	0- 2	2- 3			
1- 0	0- 0	0- 0	NEUTRAL	0- 0	0- 0	1- 0			
6- 6	0- 1	0- 0	NON-CONFERENCE	1- 0	0- 2	5- 3			
5- 4	0- 1	0- 0	HOME	1- 0	0- 0	4- 3			
0- 2	0- 0	0- 0	AWAY	0- 0	0- 2	0- 0			
1- 0	0- 0	0- 0	NEUTRAL	0- 0	0- 0	1- 0			
6- 8	0- 1	0- 1	CONFERENCE	0- 2	0- 0	6- 4			
4- 3	0- 1	0- 0	HOME	0- 1	0- 0	4- 1			
2- 5	0- 0	0- 1	AWAY	0- 1	0- 0	2- 3			
0- 0	0- 0	0- 0	NEUTRAL	0- 0	0- 0	0- 0			

RPI 1-25				RPI 26-50				RPI 51-100				RPI 101+ Team's RPI: 222			
RPI	S	Opponent	Score	RPI	S	Opponent	Score	RPI	S	Opponent	Score	RPI	S	Opponent	Score
5	H	UConn	42 80	38	A	UCF	57 67	64	H	Rice	55 43	106	A	UT Arlington	46 51
19	H	TCU	56 57					82	H	Cincinnati	58 73	117	A	Pacific	49 77
								94	A	Temple	62 85	153	H	Wright St.	61 69
												157	H	Tulane	66 67
												163	A	Wichita St.	72 67
												163	H	Wichita St.	64 44
												192	A	Memphis	52 57
												196	A	Houston	53 55
												196	H	Houston	60 47
												221	H	UTEP	60 56
												223	H	Northern Colo.	52 61
												235	H	George Mason	58 59
												237	H	North Dakota	66 51
												245	A	East Carolina	55 47
												245	H	East Carolina	53 45
												266	A	Tulsa	58 65
												266	H	Tulsa	57 38
												283	N	CSUN	68 58
												288	H	UC Irvine	59 56
												343	H	McNeese	81 60

LAST 10 Division I															
196	H	Houston	60 47	196	A	Houston	53 55								
163	A	Wichita St.	72 67	38	A	UCF	57 67								
266	A	Tulsa	58 65	163	H	Wichita St.	64 44								
245	H	East Carolina	53 45	266	H	Tulsa	57 38								
82	H	Cincinnati	58 73	192	A	Memphis	52 57								

Non-Div I Games:

SMU

■ Loss,
 ■ Non-Conf,
 ■ S Site,
 ■ H Home
 ■ A Away
 N Neutral

Sacramento St.

Through Games Of Feb. 26, 2020

Average RPI Win:	252	WON-LOST	WINNING	LAST 10	STRENGTH OF	OPP. STRENGTH	TEAM	ADJ.	CONF.	ADJ CONF.
Average RPI Loss:	185	RECORD	PCT. RANK	GAMES	SCHEDULE	OF SCHEDULE	RPI	RPI	RPI	RPI
DIV. I ONLY	6- 18	310	4-6	279	223	306	306	18	18	
DIV. I NON-CONF.	0- 7	338	0	264	226	341	341	17	17	
TOTALS	RPI 1-25	RPI 26-50	W-L RECORDS	RPI 51-100	RPI 101-150	RPI 150+				
6- 18	0- 1	0- 0	OVERALL	0- 1	0- 2	6- 14				
2- 8	0- 1	0- 0	HOME	0- 1	0- 1	2- 5				
4- 10	0- 0	0- 0	AWAY	0- 0	0- 1	4- 9				
0- 0	0- 0	0- 0	NEUTRAL	0- 0	0- 0	0- 0				
0- 7	0- 1	0- 0	NON-CONFERENCE	0- 0	0- 0	0- 6				
0- 1	0- 1	0- 0	HOME	0- 0	0- 0	0- 0				
0- 6	0- 0	0- 0	AWAY	0- 0	0- 0	0- 6				
0- 0	0- 0	0- 0	NEUTRAL	0- 0	0- 0	0- 0				
6- 11	0- 0	0- 0	CONFERENCE	0- 1	0- 2	6- 8				
2- 7	0- 0	0- 0	HOME	0- 1	0- 1	2- 5				
4- 4	0- 0	0- 0	AWAY	0- 0	0- 1	4- 3				
0- 0	0- 0	0- 0	NEUTRAL	0- 0	0- 0	0- 0				

RPI 1-25				RPI 26-50				RPI 51-100				RPI 101+ Team's RPI: 306			
RPI	S	Opponent	Score	RPI	S	Opponent	Score	RPI	S	Opponent	Score	RPI	S	Opponent	Score
23	H	Ohio St.	74 104					80	H	Montana St.	48 85	124	A	Idaho	44 70
												124	H	Idaho	88 96
												159	A	UC Davis	75 77
												161	A	Northern Ariz.	107 114
												161	H	Northern Ariz.	65 85
												162	A	San Jose St.	67 73
												164	H	Montana	60 64
												169	A	Idaho St.	62 80
												169	H	Idaho St.	51 75
												177	A	Southern Utah	71 62
												177	H	Southern Utah	87 82
												215	A	Portland St.	73 70
												223	A	Northern Colo.	73 90
												223	H	Northern Colo.	63 73
												231	A	San Francisco	82 87
												242	A	Nevada	72 83
												301	A	Eastern Wash.	74 67
												301	H	Eastern Wash.	73 78
												303	A	Seattle U	84 88
												311	A	Cal Poly	43 62
												320	A	Weber St.	91 67
												320	H	Weber St.	58 52
LAST 10 Division I															
124	H	Idaho	88 96	320	H	Weber St.	58 52	124	A	Idaho	44 70				
301	H	Eastern Wash.	73 78	301	A	Eastern Wash.	74 67	161	H	Northern Ariz.	65 85				
223	A	Northern Colo.	73 90	215	A	Portland St.	73 70								
177	A	Southern Utah	71 62												
169	H	Idaho St.	51 75												

Non-Div I Games: Cal Maritime 86 55 Pacific Union 94 35

Sacramento St.

Loss, Non-Conf, S Site, H Home A Away N Neutral

Through Games of Feb. 10, 1910				Through Games of Feb. 10, 1910						
Average RPI Win:	307	WON-LOST	WINNING	LAST 10	STRENGTH OF	OPP. STRENGTH	TEAM	ADJ.	CONF.	ADJ CONF.
Average RPI Loss:	191	RECORD	PCT. RANK	GAMES	SCHEDULE	OF SCHEDULE	RPI	RPI	RPI	RPI
DIV. I ONLY	8- 17	280	3-7	317	309	309	309	309	30	30
DIV. I NON-CONF.	2- 8	295	0	273	119	311	311	311	30	30
TOTALS	RPI 1-25	RPI 26-50	W-L RECORDS	RPI 51-100	RPI 101-150	RPI 150+				
8- 17	0- 0	0- 0	OVERALL	0- 4	0- 4	8- 9				
5- 4	0- 0	0- 0	HOME	0- 0	0- 3	5- 1				
2- 12	0- 0	0- 0	AWAY	0- 3	0- 1	2- 8				
1- 1	0- 0	0- 0	NEUTRAL	0- 1	0- 0	1- 0				
2- 8	0- 0	0- 0	NON-CONFERENCE	0- 4	0- 1	2- 3				
1- 1	0- 0	0- 0	HOME	0- 0	0- 1	1- 0				
0- 6	0- 0	0- 0	AWAY	0- 3	0- 0	0- 3				
1- 1	0- 0	0- 0	NEUTRAL	0- 1	0- 0	1- 0				
6- 9	0- 0	0- 0	CONFERENCE	0- 0	0- 3	6- 6				
4- 3	0- 0	0- 0	HOME	0- 0	0- 2	4- 1				
2- 6	0- 0	0- 0	AWAY	0- 0	0- 1	2- 5				
0- 0	0- 0	0- 0	NEUTRAL	0- 0	0- 0	0- 0				

[illegible]

Non-Div I Games:	Bridgeport	77	63
------------------	------------	----	----

Sacred Heart

Loss, Non-Conf, S Site, H Home A Away N Neutral

Average RPI Win: 307		WON-LOST	WINNING	LAST 10	STRENGTH OF	OPP. STRENGTH	TEAM	ADJ.	CONF.	ADJ CONF.
Average RPI Loss: 170		RECORD	PCT. RANK	GAMES	SCHEDULE	OF SCHEDULE	RPI	RPI	RPI	RPI
DIV. I ONLY		11- 16	231	4-6	284	311	270	270	30	30
DIV. I NON-CONF.		2- 9	304	0	56	166	219	219	30	30
TOTALS	RPI 1-25	RPI 26-50		W-L RECORDS		RPI 51-100	RPI 101-150	RPI 150+		
11- 16	0- 0	0- 2		OVERALL		0- 3	0- 4	11- 7		
5- 6	0- 0	0- 0		HOME		0- 1	0- 2	5- 3		
5- 9	0- 0	0- 1		AWAY		0- 2	0- 2	5- 4		
1- 1	0- 0	0- 1		NEUTRAL		0- 0	0- 0	1- 0		
2- 9	0- 0	0- 2		NON-CONFERENCE		0- 3	0- 2	2- 2		
0- 3	0- 0	0- 0		HOME		0- 1	0- 1	0- 1		
1- 5	0- 0	0- 1		AWAY		0- 2	0- 1	1- 1		
1- 1	0- 0	0- 1		NEUTRAL		0- 0	0- 0	1- 0		
9- 7	0- 0	0- 0		CONFERENCE		0- 0	0- 2	9- 5		
5- 3	0- 0	0- 0		HOME		0- 0	0- 1	5- 2		
4- 4	0- 0	0- 0		AWAY		0- 0	0- 1	4- 3		
0- 0	0- 0	0- 0		NEUTRAL		0- 0	0- 0	0- 0		

RPI 1-25				RPI 26-50				RPI 51-100				RPI 101+			
RPI	S	Opponent	Score	RPI	S	Opponent	Score	RPI	S	Opponent	Score	RPI	S	Opponent	Score
				31	N	FGCU	64 97	52	H	Bucknell	46 70	103	H	Liberty	52 71
				39	A	Virginia Tech	41 105	59	A	West Virginia	45 74	125	A	Duquesne	69 72
								71	A	South Fla.	23 62	132	H	Robert Morris	57 66
												142	A	Mt. St. Mary's	44 68
												185	H	Merrimack	56 71
												214	N	Stetson	78 73
												253	H	Youngstown St.	46 56
												277	A	Morehead St.	54 65
												281	A	Wagner	50 55
												281	H	Wagner	51 50
												297	A	Vermont	73 69
												309	A	Sacred Heart	48 39
												309	H	Sacred Heart	60 58
												310	A	St. Francis Brooklyn	67 59
												310	H	St. Francis Brooklyn	82 72
												316	A	Fairleigh Dickinson	47 56
												324	A	Bryant	63 60
												324	H	Bryant	64 58
												330	A	LIU Brooklyn	53 71
												330	H	LIU Brooklyn	64 71
												348	A	Central Conn. St.	64 52
												348	H	Central Conn. St.	72 68
EAST 10 Division I															
				330	H	LIU Brooklyn	64 71	348	H	Central Conn. St.	72 68				
				132	H	Robert Morris	57 66	324	H	Bryant	64 58				
				142	A	Mt. St. Mary's	44 68	330	A	LIU Brooklyn	53 71				
				309	A	Sacred Heart	48 39	310	A	St. Francis Brooklyn	67 59				
				281	A	Wagner	50 55	185	H	Merrimack	56 71				

Non-Div I Games:

Saint Francis (PA)

■ Loss, ■ Non-Conf, S Site, H Home A Away N Neutral

Saint Joseph's

Through Games Of Feb. 26, 2020

Average RPI Win: 185	WON-LOST	WINNING	LAST 10	STRENGTH OF	OPP. STRENGTH	TEAM	ADJ.	CONF.	ADJ CONF.
Average RPI Loss: 128	RECORD	PCT. RANK	GAMES	SCHEDULE	OF SCHEDULE	RPI	RPI	RPI	RPI
DIV. I ONLY	9- 18	275	2-8	123	124	238	238	12	12
DIV. I NON-CONF.	6- 6	164	0	110	112	157	157	12	12
TOTALS	RPI 1-25	RPI 26-50	W-L RECORDS	RPI 51-100	RPI 101-150	RPI 150+			
9- 18	0- 0	0- 2	OVERALL	2- 4	3- 7	4- 5			
5- 9	0- 0	0- 2	HOME	1- 1	1- 3	3- 3			
3- 7	0- 0	0- 0	AWAY	0- 2	2- 4	1- 1			
1- 2	0- 0	0- 0	NEUTRAL	1- 1	0- 0	0- 1			
6- 6	0- 0	0- 2	NON-CONFERENCE	2- 2	1- 1	3- 1			
4- 2	0- 0	0- 2	HOME	1- 0	0- 0	3- 0			
1- 2	0- 0	0- 0	AWAY	0- 1	1- 1	0- 0			
1- 2	0- 0	0- 0	NEUTRAL	1- 1	0- 0	0- 1			
3- 12	0- 0	0- 0	CONFERENCE	0- 2	2- 6	1- 4			
1- 7	0- 0	0- 0	HOME	0- 1	1- 3	0- 3			
2- 5	0- 0	0- 0	AWAY	0- 1	1- 3	1- 1			
0- 0	0- 0	0- 0	NEUTRAL	0- 0	0- 0	0- 0			

RPI S	Opponent	Score	RPI S	Opponent	Score	RPI S	Opponent	Score	RPI S	Opponent	Score	Team's RPI: 238
			42 H Drexel	52 62		53 H Dayton	44 59		104 A VCU	40 47		
			47 H Penn	45 55		72 A Villanova	44 60		111 A Auburn	62 66		
						74 N Seton Hall	39 55		121 H Richmond	67 56		
						88 A Saint Louis	48 63		123 A Davidson	63 54		
						94 H Temple	67 63		125 A Duquesne	42 53		
						96 N Harvard	63 39		125 H Duquesne	51 58		
									128 A Columbia	71 57		
									138 H George Washington	50 56		
									140 A Massachusetts	43 61		
									140 H Massachusetts	47 51		
									189 H American	72 51		
									190 A La Salle	59 67		
									190 H La Salle	53 59		
									211 N Furman	48 63		
									213 H Rhode Island	47 49		
									235 H George Mason	49 54		
									294 A St. Bonaventure	61 60		
									309 H Sacred Heart	71 44		
									315 H Navy	49 40		
LAST 10 Division I												
			140 H Massachusetts	47 51		88 A Saint Louis	48 63					
			235 H George Mason	49 54		53 H Dayton	44 59					
			123 A Davidson	63 54		138 H George Washington	50 56					
			190 H La Salle	53 59		190 A La Salle	59 67					
			125 A Duquesne	42 53		294 A St. Bonaventure	61 60					

Non-Div I Games:

Saint Joseph's

■ Loss,
 ■ Non-Conf,
 ■ S Site,
 ■ H Home
 ■ A Away
 N Neutral

Average RPI Win:	164	WON-LOST	WINNING	LAST 10	STRENGTH OF	OPP. STRENGTH	TEAM	ADJ.	CONF.	ADJ CONF.
Average RPI Loss:	106	RECORD	PCT. RANK	GAMES	SCHEDULE	OF SCHEDULE	RPI	RPI	RPI	RPI
DIV. I ONLY	17- 11	102	7-3	93	97	88	88	12	12	
DIV. I NON-CONF.	8- 5	117	0	86	59	70	70	12	12	
TOTALS	RPI 1-25	RPI 26-50	W-L RECORDS	RPI 51-100	RPI 101-150	RPI 150+				
17- 11	0- 1	1- 0	OVERALL	4- 3	5- 6	7- 1				
9- 4	0- 1	1- 0	HOME	3- 0	3- 3	2- 0				
8- 7	0- 0	0- 0	AWAY	1- 3	2- 3	5- 1				
0- 0	0- 0	0- 0	NEUTRAL	0- 0	0- 0	0- 0				
8- 5	0- 1	1- 0	NON-CONFERENCE	3- 1	1- 3	3- 0				
4- 2	0- 1	1- 0	HOME	2- 0	1- 1	0- 0				
4- 3	0- 0	0- 0	AWAY	1- 1	0- 2	3- 0				
0- 0	0- 0	0- 0	NEUTRAL	0- 0	0- 0	0- 0				
9- 6	0- 0	0- 0	CONFERENCE	1- 2	4- 3	4- 1				
5- 2	0- 0	0- 0	HOME	1- 0	2- 2	2- 0				
4- 4	0- 0	0- 0	AWAY	0- 2	2- 1	2- 1				
0- 0	0- 0	0- 0	NEUTRAL	0- 0	0- 0	0- 0				

RPI 1-25				RPI 26-50				RPI 51-100 Team's RPI: 88				RPI 101+			
RPI	S	Opponent	Score	RPI	S	Opponent	Score	RPI	S	Opponent	Score	RPI	S	Opponent	Score
9	H	Princeton	50 66	50	H	UT Martin	56 50	53	A	Dayton	47 48	104	A	VCU	60 67
								82	A	Cincinnati	60 50	104	H	VCU	52 65
								84	H	Illinois St.	61 56	110	H	Kansas	60 68
								89	A	Fordham	54 66	119	H	Southeast Mo. St.	76 61
								89	H	Fordham	59 49	120	A	Vanderbilt	50 62
								95	H	Colgate	61 51	121	A	Richmond	60 57
								99	A	Southern Ill.	53 61	123	H	Davidson	58 65
												125	H	Duquesne	53 50
												138	A	George Washington	59 45
												140	H	Massachusetts	71 56
												147	A	Missouri	58 83
												186	A	Northern Ky.	67 42
												190	A	La Salle	77 61
												213	A	Rhode Island	63 72
												235	A	George Mason	64 51
												238	H	Saint Joseph's	63 48
												268	A	Indiana St.	55 53
												294	H	St. Bonaventure	72 51
												340	A	SIUE	68 35
LAST 10 Division I															
				121	A	Richmond	60 57					235	A	George Mason	64 51
				104	A	VCU	60 67					238	H	Saint Joseph's	63 48
				89	H	Fordham	59 49					138	A	George Washington	59 45
				140	H	Massachusetts	71 56					125	H	Duquesne	53 50
				213	A	Rhode Island	63 72					89	A	Fordham	54 66

Non-Div I Games:

Saint Louis

■ Loss,
 ■ Non-Conf,
 ■ S Site,
 ■ H Home
 ■ A Away
 N Neutral

Saint Mary's (CA)

Through Games Of Feb. 26, 2020

Average RPI Win:	208	WON-LOST	WINNING	LAST 10	STRENGTH OF	OPP. STRENGTH	TEAM	ADJ.	CONF.	ADJ CONF.
Average RPI Loss:	108	RECORD	PCT. RANK	GAMES	SCHEDULE	OF SCHEDULE	RPI	RPI	RPI	RPI
DIV. I ONLY	11- 16	231	2-8	75	121	166	166	11	11	
DIV. I NON-CONF.	5- 6	187	0	80	156	163	163	11	11	
TOTALS	RPI 1-25	RPI 26-50	W-L RECORDS	RPI 51-100	RPI 101-150	RPI 150+				
11- 16	1- 2	1- 2	OVERALL	0- 2	0- 7	9- 3				
7- 6	1- 1	1- 1	HOME	0- 1	0- 3	5- 0				
3- 10	0- 1	0- 1	AWAY	0- 1	0- 4	3- 3				
1- 0	0- 0	0- 0	NEUTRAL	0- 0	0- 0	1- 0				
5- 6	0- 1	1- 2	NON-CONFERENCE	0- 0	0- 1	4- 2				
4- 2	0- 1	1- 1	HOME	0- 0	0- 0	3- 0				
0- 4	0- 0	0- 1	AWAY	0- 0	0- 1	0- 2				
1- 0	0- 0	0- 0	NEUTRAL	0- 0	0- 0	1- 0				
6- 10	1- 1	0- 0	CONFERENCE	0- 2	0- 6	5- 1				
3- 4	1- 0	0- 0	HOME	0- 1	0- 3	2- 0				
3- 6	0- 1	0- 0	AWAY	0- 1	0- 3	3- 1				
0- 0	0- 0	0- 0	NEUTRAL	0- 0	0- 0	0- 0				

RPI 1-25				RPI 26-50				RPI 51-100				RPI 101+ Team's RPI: 166			
RPI	S	Opponent	Score	RPI	S	Opponent	Score	RPI	S	Opponent	Score	RPI	S	Opponent	Score
13	A	Gonzaga	49 74	34	H	Western Ky.	80 73	74	A	BYU	39 60	110	A	Kansas	81 86
13	H	Gonzaga	70 60	35	H	Marquette	63 77	74	H	BYU	55 65	114	A	San Diego	59 73
22	H	NC State	70 87	38	A	UCF	58 67					114	H	San Diego	54 72
												117	A	Pacific	53 65
												117	H	Pacific	66 68
												137	A	Portland	65 78
												137	H	Portland	53 72
												159	H	UC Davis	83 74
												183	A	Wyoming	67 69
												193	A	Pepperdine	64 73
												193	H	Pepperdine	85 78
												203	A	Santa Clara	95 87
												231	A	San Francisco	86 79
												242	A	Nevada	72 78
												267	H	UC Santa Barbara	64 43
												293	A	LMU (CA)	70 61
												293	H	LMU (CA)	86 70
												294	N	St. Bonaventure	72 57
												311	H	Cal Poly	84 67
LAST 10 Division I															
117	A	Pacific	53 65	193	A	Pepperdine	64 73								
114	A	San Diego	59 73	293	A	LMU (CA)	70 61								
74	A	BYU	39 60	117	H	Pacific	66 68								
13	H	Gonzaga	70 60	74	H	BYU	55 65								
137	H	Portland	53 72	114	H	San Diego	54 72								

Non-Div I Games:

Saint Mary's (CA)

■ Loss,
 ■ Non-Conf, S Site,
 ■ Home
 ■ Away
 N Neutral

Average RPI Win: 272		WON-LOST	WINNING	LAST 10	STRENGTH OF	OPP. STRENGTH	TEAM	ADJ.	CONF.	ADJ CONF.
Average RPI Loss: 232		RECORD	PCT. RANK	GAMES	SCHEDULE	OF SCHEDULE	RPI	RPI	RPI	RPI
DIV. I ONLY		8- 18	285	4-6	341	326	323	323	24	24
DIV. I NON-CONF.		3- 6	235	0	342	348	324	324	25	25
TOTALS		RPI 1-25	RPI 26-50	W-L RECORDS	RPI 51-100	RPI 101-150	RPI 150+			
8- 18	0- 0		0- 0	OVERALL	1- 2	0- 1	7- 15			
5- 7	0- 0		0- 0	HOME	1- 1	0- 1	4- 5			
3- 11	0- 0		0- 0	AWAY	0- 1	0- 0	3- 10			
0- 0	0- 0		0- 0	NEUTRAL	0- 0	0- 0	0- 0			
3- 6	0- 0		0- 0	NON-CONFERENCE	0- 0	0- 1	3- 5			
1- 2	0- 0		0- 0	HOME	0- 0	0- 1	1- 1			
2- 4	0- 0		0- 0	AWAY	0- 0	0- 0	2- 4			
0- 0	0- 0		0- 0	NEUTRAL	0- 0	0- 0	0- 0			
5- 12	0- 0		0- 0	CONFERENCE	1- 2	0- 0	4- 10			
4- 5	0- 0		0- 0	HOME	1- 1	0- 0	3- 4			
1- 7	0- 0		0- 0	AWAY	0- 1	0- 0	1- 6			
0- 0	0- 0		0- 0	NEUTRAL	0- 0	0- 0	0- 0			

[illegible]

Non-Div I Games:

Saint Peter's

Loss, Non-Conf, S Site, H Home A Away N Neutral

Average RPI Win:	259	WON-LOST	WINNING	LAST 10	STRENGTH OF	OPP. STRENGTH	TEAM	ADJ.	CONF.	ADJ CONF.
Average RPI Loss:	159	RECORD	PCT. RANK	GAMES	SCHEDULE	OF SCHEDULE	RPI	RPI	RPI	RPI
DIV. I ONLY	16- 8	70	6-4	319	242	151	151	23	23	
DIV. I NON-CONF.	2- 4	235	0	323	114	269	269	24	24	
TOTALS	RPI 1-25	RPI 26-50	W-L RECORDS	RPI 51-100	RPI 101-150	RPI 150+				
16- 8	0- 0	0- 0	OVERALL	1- 2	0- 3	15- 3				
8- 2	0- 0	0- 0	HOME	1- 0	0- 1	7- 1				
8- 6	0- 0	0- 0	AWAY	0- 2	0- 2	8- 2				
0- 0	0- 0	0- 0	NEUTRAL	0- 0	0- 0	0- 0				
2- 4	0- 0	0- 0	NON-CONFERENCE	0- 1	0- 1	2- 2				
1- 0	0- 0	0- 0	HOME	0- 0	0- 0	1- 0				
1- 4	0- 0	0- 0	AWAY	0- 1	0- 1	1- 2				
0- 0	0- 0	0- 0	NEUTRAL	0- 0	0- 0	0- 0				
14- 4	0- 0	0- 0	CONFERENCE	1- 1	0- 2	13- 1				
7- 2	0- 0	0- 0	HOME	1- 0	0- 1	6- 1				
7- 2	0- 0	0- 0	AWAY	0- 1	0- 1	7- 0				
0- 0	0- 0	0- 0	NEUTRAL	0- 0	0- 0	0- 0				

RPI 1-25				RPI 26-50				RPI 51-100				RPI 101+				Team's RPI: 151	
RPI	S	Opponent	Score	RPI	S	Opponent	Score	RPI	S	Opponent	Score	RPI	S	Opponent	Score		
								66	A	Oklahoma	71	95	105	A	Abilene Christian	91	94
								91	A	A&M-Corpus Christi	54	57	105	H	Abilene Christian	73	81
								97	H	SFA	63	55	141	A	Texas Tech	57	99
													158	A	New Orleans	78	46
													208	H	Louisiana	77	73
													217	A	Oral Roberts	41	64
													239	A	Southeastern La.	84	69
													239	H	Southeastern La.	81	75
													243	A	Central Ark.	72	54
													243	H	Central Ark.	73	58
													257	H	Incarnate Word	74	77
													269	A	Nicholls St.	80	77
													269	H	Nicholls St.	87	71
													273	A	Lamar University	75	68
													273	H	Lamar University	68	47
													290	A	Ole Miss	69	75
													312	A	UTSA	81	77
													318	A	Houston Baptist	97	69
													318	H	Houston Baptist	75	60
													335	A	Northwestern St.	79	69
													343	H	McNeese	92	59
LAST 10 Division I																	
				105	A	Abilene Christian	91	94		269	A	Nicholls St.	80	77			
				318	H	Houston Baptist	75	60		257	H	Incarnate Word	74	77			
				273	A	Lamar University	75	68		97	H	SFA	63	55			
				243	H	Central Ark.	73	58		91	A	A&M-Corpus Christi	54	57			
				239	H	Southeastern La.	81	75		105	H	Abilene Christian	73	81			

Non-Div I Games: Jarvis Christian 114 46 Howard Payne 91 49 Wiley 102 52

Sam Houston St.

Average RPI Win:	268	WON-LOST	WINNING	LAST 10	STRENGTH OF	OPP. STRENGTH	TEAM	ADJ.	CONF.	ADJ CONF.
Average RPI Loss:	131	RECORD	PCT. RANK	GAMES	SCHEDULE	OF SCHEDULE	RPI	RPI	RPI	RPI
DIV. I ONLY	12- 14	196	7-3	186	241	175	175	27	27	
DIV. I NON-CONF.	4- 10	259	0	60	211	156	156	22	22	
TOTALS	RPI 1-25	RPI 26-50	W-L RECORDS	RPI 51-100	RPI 101-150	RPI 150+				
12- 14	0- 1	0- 4	OVERALL	0- 1	1- 2	11- 6				
3- 5	0- 0	0- 2	HOME	0- 0	0- 0	3- 3				
8- 9	0- 1	0- 2	AWAY	0- 1	1- 2	7- 3				
1- 0	0- 0	0- 0	NEUTRAL	0- 0	0- 0	1- 0				
4- 10	0- 1	0- 4	NON-CONFERENCE	0- 1	0- 2	4- 2				
0- 3	0- 0	0- 2	HOME	0- 0	0- 0	0- 1				
3- 7	0- 1	0- 2	AWAY	0- 1	0- 2	3- 1				
1- 0	0- 0	0- 0	NEUTRAL	0- 0	0- 0	1- 0				
8- 4	0- 0	0- 0	CONFERENCE	0- 0	1- 0	7- 4				
3- 2	0- 0	0- 0	HOME	0- 0	0- 0	3- 2				
5- 2	0- 0	0- 0	AWAY	0- 0	1- 0	4- 2				
0- 0	0- 0	0- 0	NEUTRAL	0- 0	0- 0	0- 0				

RPI 1-25				RPI 26-50				RPI 51-100				RPI 101+ Team's RPI: 175			
RPI	S	Opponent	Score	RPI	S	Opponent	Score	RPI	S	Opponent	Score	RPI	S	Opponent	Score
21	A	Kentucky	49 79	26	A	Florida St.	59 88	89	A	Fordham	37 68	122	A	UAB	69 76
				34	H	Western Ky.	84 88					130	A	Florida	48 84
				49	H	Troy	65 74					134	A	UNC Greensboro	56 42
				50	A	UT Martin	75 80					156	A	North Ala.	79 63
												198	A	Chattanooga	58 64
												198	H	Chattanooga	60 46
												210	H	Tennessee Tech	57 72
												211	A	Furman	69 77
												211	H	Furman	59 72
												216	A	Kennesaw St.	55 60
												229	A	Murray St.	84 56
												271	A	Wofford	74 58
												271	H	Wofford	63 69
												291	A	ETSU	76 60
												291	H	ETSU	68 34
												317	N	Hofstra	65 45
												328	A	Mercer	60 54
												328	H	Mercer	72 64
												329	A	Alabama St.	83 48
												339	A	Western Caro.	62 50
LAST 10 Division I															
198	A	Chattanooga	58 64	134	A	UNC Greensboro	56 42								
291	A	ETSU	76 60	339	A	Western Caro.	62 50								
328	A	Mercer	60 54	291	H	ETSU	68 34								
271	H	Wofford	63 69	198	H	Chattanooga	60 46								
211	H	Furman	59 72	328	H	Mercer	72 64								

Non-Div I Games: Montevallo 81 60

Samford

■ Loss,
 ■ Non-Conf,
 ■ S Site,
 ■ Home
 ■ A Away
 N Neutral













































































Average RPI Win:	197	WON-LOST	WINNING	LAST 10	STRENGTH OF	OPP. STRENGTH	TEAM	ADJ.	CONF.	ADJ CONF.
Average RPI Loss:	128	RECORD	PCT. RANK	GAMES	SCHEDULE	OF SCHEDULE	RPI	RPI	RPI	RPI
DIV. I ONLY	16- 10	94	8-2	137	139	114	114	11	11	
DIV. I NON-CONF.	5- 5	164	0	226	304	234	234	11	11	
TOTALS	RPI 1-25	RPI 26-50	W-L RECORDS	RPI 51-100	RPI 101-150	RPI 150+				
16- 10	0- 2	0- 0	OVERALL	1- 1	4- 3	11- 4				
9- 5	0- 1	0- 0	HOME	1- 0	2- 3	6- 1				
7- 5	0- 1	0- 0	AWAY	0- 1	2- 0	5- 3				
0- 0	0- 0	0- 0	NEUTRAL	0- 0	0- 0	0- 0				
5- 5	0- 0	0- 0	NON-CONFERENCE	0- 0	0- 3	5- 2				
3- 4	0- 0	0- 0	HOME	0- 0	0- 3	3- 1				
2- 1	0- 0	0- 0	AWAY	0- 0	0- 0	2- 1				
0- 0	0- 0	0- 0	NEUTRAL	0- 0	0- 0	0- 0				
11- 5	0- 2	0- 0	CONFERENCE	1- 1	4- 0	6- 2				
6- 1	0- 1	0- 0	HOME	1- 0	2- 0	3- 0				
5- 4	0- 1	0- 0	AWAY	0- 1	2- 0	3- 2				
0- 0	0- 0	0- 0	NEUTRAL	0- 0	0- 0	0- 0				

RPI	S	Opponent	Score	RPI	S	Opponent	Score	RPI	S	Opponent	Score	RPI	S	Opponent	Score	Team's RPI: 114
13	A	Gonzaga	46 57					74	A	BYU	36 52	117	A	Pacific	66 64	
13	H	Gonzaga	42 57					74	H	BYU	51 45	117	H	Pacific	66 61	
												124	H	Idaho	32 65	
												127	H	Washington	47 65	
												137	A	Portland	62 58	
												137	H	Portland	74 55	
												141	H	Texas Tech	60 64	
												162	A	San Jose St.	82 88	
												166	A	Saint Mary's (CA)	72 54	
												166	H	Saint Mary's (CA)	73 59	
												180	H	Towson	81 67	
												193	A	Pepperdine	57 73	
												203	A	Santa Clara	66 78	
												203	H	Santa Clara	50 47	
												228	H	Cal St. Fullerton	67 72	
												231	A	San Francisco	61 58	
												231	H	San Francisco	54 50	
												234	A	San Diego St.	70 47	
												280	A	Air Force	70 59	
												283	H	CSUN	59 40	
												293	A	LMU (CA)	67 59	
												298	H	Monmouth	57 49	
LAST 10 Division I																
203	A	Santa Clara	66 78	137	A	Portland	62 58									
231	A	San Francisco	61 58	13	A	Gonzaga	46 57									
166	H	Saint Mary's (CA)	73 59	231	H	San Francisco	54 50									
117	H	Pacific	66 61	203	H	Santa Clara	50 47									
74	H	BYU	51 45	117	A	Pacific	66 64									

Non-Div I Games: Biola 81 28



San Diego

Average RPI Win:	242	WON-LOST	WINNING	LAST 10	STRENGTH OF	OPP. STRENGTH	TEAM	ADJ.	CONF.	ADJ CONF.
Average RPI Loss:	182	RECORD	PCT. RANK	GAMES	SCHEDULE	OF SCHEDULE	RPI	RPI	RPI	RPI
DIV. I ONLY	12- 16	216	5-5	201	255	234	234	17	17	
DIV. I NON-CONF.	4- 7	225	0	245	328	282	282	19	19	
TOTALS	RPI 1-25	RPI 26-50	W-L RECORDS	RPI 51-100	RPI 101-150	RPI 150+				
12- 16	0- 0	0- 0	OVERALL	0- 4	0- 2	12- 10				
7- 8	0- 0	0- 0	HOME	0- 2	0- 2	7- 4				
5- 8	0- 0	0- 0	AWAY	0- 2	0- 0	5- 6				
0- 0	0- 0	0- 0	NEUTRAL	0- 0	0- 0	0- 0				
4- 7	0- 0	0- 0	NON-CONFERENCE	0- 0	0- 2	4- 5				
2- 5	0- 0	0- 0	HOME	0- 0	0- 2	2- 3				
2- 2	0- 0	0- 0	AWAY	0- 0	0- 0	2- 2				
0- 0	0- 0	0- 0	NEUTRAL	0- 0	0- 0	0- 0				
8- 9	0- 0	0- 0	CONFERENCE	0- 4	0- 0	8- 5				
5- 3	0- 0	0- 0	HOME	0- 2	0- 0	5- 1				
3- 6	0- 0	0- 0	AWAY	0- 2	0- 0	3- 4				
0- 0	0- 0	0- 0	NEUTRAL	0- 0	0- 0	0- 0				

RPI 1-25			RPI 26-50			RPI 51-100			RPI 101+			Team's RPI: 234
RPI	S	Opponent	Score	RPI	S	Opponent	Score	RPI	S	Opponent	Score	
						70  Fresno St.	54  79	114  San Diego	47  70			
						70  Fresno St.	60  65	136  California	48  74			
						100  Boise St.	72  86	162  San Jose St.	67  84			
						100  Boise St.	67  69	180  Towson	80  72			
								183  Wyoming	67  81			
								183  Wyoming	67  60			
								197  Hawaii	58  61			
								205  UNLV	67  72			
								205  UNLV	48  39			
								219  New Mexico	67  58			
								219  New Mexico	75  74			
								228  Cal St. Fullerton	55  45			
								242  Nevada	69  70			
								250  Alabama A&M	53  61			
								257  Incarnate Word	57  48			
								260  Arkansas St.	62  71			
								267  UC Santa Barbara	52  64			
								274  Colorado St.	64  61			
								274  Colorado St.	59  49			
								280  Air Force	49  51			
								282  Utah St.	59  51			
								282  Utah St.	66  62			
								283  CSUN	69  74			
								299  California Baptist	80  68			
LAST 10 Division I												
						274  Colorado St.	64  61	282  Utah St.	59  51			
						205  UNLV	67  72	219  New Mexico	75  74			
						100  Boise St.	67  69	205  UNLV	48  39			
						219  New Mexico	67  58	183  Wyoming	67  81			
						280  Air Force	49  51	242  Nevada	69  70			

Non-Div I Games: Westcliff 77 56

San Diego St.

 Loss,
  Non-Conf,
  S Site,
  H Home
  A Away
 N Neutral

San Francisco

Through Games Of Feb. 26, 2020

Average RPI Win:	235	WON-LOST	WINNING	LAST 10	STRENGTH OF	OPP. STRENGTH	TEAM	ADJ.	CONF.	ADJ CONF.
Average RPI Loss:	122	RECORD	PCT. RANK	GAMES	SCHEDULE	OF SCHEDULE	RPI	RPI	RPI	RPI
DIV. I ONLY	10- 18	262	3-7	136	126	231	231	11	11	
DIV. I NON-CONF.	7- 5	131	0	161	219	142	142	11	11	
TOTALS	RPI 1-25	RPI 26-50	W-L RECORDS	RPI 51-100	RPI 101-150	RPI 150+				
10- 18	0- 4	0- 0	OVERALL	1- 1	0- 7	9- 6				
5- 9	0- 2	0- 0	HOME	1- 0	0- 4	4- 3				
2- 8	0- 1	0- 0	AWAY	0- 1	0- 3	2- 3				
3- 1	0- 1	0- 0	NEUTRAL	0- 0	0- 0	3- 0				
7- 5	0- 2	0- 0	NON-CONFERENCE	0- 0	0- 2	7- 1				
3- 2	0- 1	0- 0	HOME	0- 0	0- 1	3- 0				
1- 2	0- 0	0- 0	AWAY	0- 0	0- 1	1- 1				
3- 1	0- 1	0- 0	NEUTRAL	0- 0	0- 0	3- 0				
3- 13	0- 2	0- 0	CONFERENCE	1- 1	0- 5	2- 5				
2- 7	0- 1	0- 0	HOME	1- 0	0- 3	1- 3				
1- 6	0- 1	0- 0	AWAY	0- 1	0- 2	1- 2				
0- 0	0- 0	0- 0	NEUTRAL	0- 0	0- 0	0- 0				

RPI 1-25				RPI 26-50				RPI 51-100				RPI 101+				Team's RPI: 231
RPI	S	Opponent	Score	RPI	S	Opponent	Score	RPI	S	Opponent	Score	RPI	S	Opponent	Score	
8	H	Stanford	71 97					74	A	BYU	44 57	114	A	San Diego	50 54	
13	A	Gonzaga	38 56					74	H	BYU	60 58	114	H	San Diego	58 61	
13	H	Gonzaga	46 69									117	H	Pacific	61 84	
15	N	Mississippi St.	38 73									124	H	Idaho	60 66	
												127	A	Washington	54 73	
												137	A	Portland	49 69	
												137	H	Portland	66 73	
												159	A	UC Davis	67 79	
												166	H	Saint Mary's (CA)	79 86	
												193	A	Pepperdine	70 82	
												193	H	Pepperdine	64 70	
												196	N	Houston	80 57	
												203	A	Santa Clara	72 66	
												203	H	Santa Clara	72 80	
												223	A	Northern Colo.	90 83	
												228	H	Cal St. Fullerton	71 63	
												251	N	Bowling Green	64 56	
												283	H	CSUN	79 61	
												288	N	UC Irvine	68 61	
												293	A	LMU (CA)	69 76	
												293	H	LMU (CA)	70 68	
												306	H	Sacramento St.	87 82	
LAST 10 Division I																
				74	H	BYU	60 58					193	H	Pepperdine	64 70	
				114	H	San Diego	58 61					203	A	Santa Clara	72 66	
				137	A	Portland	49 69					114	A	San Diego	50 54	
				13	A	Gonzaga	38 56					74	A	BYU	44 57	
				293	H	LMU (CA)	70 68					13	H	Gonzaga	46 69	

Non-Div I Games:

San Francisco

■ Loss,
 ■ Non-Conf,
 ■ S Site,
 ■ Home
 ■ A Away
 N Neutral

Average RPI Win:	234	WON-LOST	WINNING	LAST 10	STRENGTH OF	OPP. STRENGTH	TEAM	ADJ.	CONF.	ADJ CONF.
Average RPI Loss:	173	RECORD	PCT. RANK	GAMES	SCHEDULE	OF SCHEDULE	RPI	RPI	RPI	RPI
DIV. I ONLY	16- 11	119	5-5	240	210	162	162	17	17	
DIV. I NON-CONF.	5- 5	164	0	282	241	226	226	19	19	
TOTALS	RPI 1-25	RPI 26-50	W-L RECORDS	RPI 51-100	RPI 101-150	RPI 150+				
16- 11	0- 0	0- 0	OVERALL	1- 4	2- 0	13- 7				
10- 3	0- 0	0- 0	HOME	1- 1	2- 0	7- 2				
6- 6	0- 0	0- 0	AWAY	0- 2	0- 0	6- 4				
0- 2	0- 0	0- 0	NEUTRAL	0- 1	0- 0	0- 1				
5- 5	0- 0	0- 0	NON-CONFERENCE	0- 1	2- 0	3- 4				
4- 0	0- 0	0- 0	HOME	0- 0	2- 0	2- 0				
1- 3	0- 0	0- 0	AWAY	0- 0	0- 0	1- 3				
0- 2	0- 0	0- 0	NEUTRAL	0- 1	0- 0	0- 1				
11- 6	0- 0	0- 0	CONFERENCE	1- 3	0- 0	10- 3				
6- 3	0- 0	0- 0	HOME	1- 1	0- 0	5- 2				
5- 3	0- 0	0- 0	AWAY	0- 2	0- 0	5- 1				
0- 0	0- 0	0- 0	NEUTRAL	0- 0	0- 0	0- 0				

RPI 1-25			RPI 26-50			RPI 51-100			RPI 101+			Team's RPI: 162
RPI	S	Opponent	Score	RPI	S	Opponent	Score	RPI	S	Opponent	Score	
						70	A Fresno St.	76	78	114	H San Diego	88 82
						70	H Fresno St.	76	85	143	H Buffalo	95 88
						74	N BYU	56	75	161	N Northern Ariz.	64 67
						100	A Boise St.	67	85	183	A Wyoming	45 80
						100	H Boise St.	74	61	203	A Santa Clara	81 89
										205	H UNLV	62 60
										219	A New Mexico	81 80
										219	H New Mexico	89 85
										232	A CSU Bakersfield	71 75
										234	H San Diego St.	84 67
										242	A Nevada	72 70
										242	H Nevada	76 80
										267	A UC Santa Barbara	73 70
										274	A Colorado St.	58 53
										274	H Colorado St.	69 64
										280	A Air Force	68 60
										280	H Air Force	66 67
										282	A Utah St.	76 61
										282	H Utah St.	76 38
										288	A UC Irvine	77 79
										301	H Eastern Wash.	84 66
										306	H Sacramento St.	73 67
LAST 10 Division I												
						282	H Utah St.	76	38	242	H Nevada	76 80
						274	H Colorado St.	69	64	183	A Wyoming	45 80
						100	A Boise St.	67	85	100	H Boise St.	74 61
						280	H Air Force	66	67	280	A Air Force	68 60
						70	A Fresno St.	76	78	219	H New Mexico	89 85

Non-Div I Games: La Verne 128 62

San Jose St.

Santa Clara

Through Games Of Feb. 26, 2020

Average RPI Win:	177	WON-LOST	WINNING	LAST 10	STRENGTH OF	OPP. STRENGTH	TEAM	ADJ.	CONF.	ADJ CONF.
Average RPI Loss:	134	RECORD	PCT. RANK	GAMES	SCHEDULE	OF SCHEDULE	RPI	RPI	RPI	RPI
DIV. I ONLY	9- 17	268	2-8	84	125	203	203	11	11	
DIV. I NON-CONF.	5- 5	164	0	57	188	99	99	11	11	
TOTALS	RPI 1-25	RPI 26-50	W-L RECORDS	RPI 51-100	RPI 101-150	RPI 150+				
9- 17	0- 4	0- 0	OVERALL	1- 2	2- 4	6- 7				
5- 7	0- 1	0- 0	HOME	1- 1	2- 1	2- 4				
3- 9	0- 3	0- 0	AWAY	0- 1	0- 3	3- 2				
1- 1	0- 0	0- 0	NEUTRAL	0- 0	0- 0	1- 1				
5- 5	0- 2	0- 0	NON-CONFERENCE	1- 0	0- 1	4- 2				
2- 1	0- 0	0- 0	HOME	1- 0	0- 0	1- 1				
2- 3	0- 2	0- 0	AWAY	0- 0	0- 1	2- 0				
1- 1	0- 0	0- 0	NEUTRAL	0- 0	0- 0	1- 1				
4- 12	0- 2	0- 0	CONFERENCE	0- 2	2- 3	2- 5				
3- 6	0- 1	0- 0	HOME	0- 1	2- 1	1- 3				
1- 6	0- 1	0- 0	AWAY	0- 1	0- 2	1- 2				
0- 0	0- 0	0- 0	NEUTRAL	0- 0	0- 0	0- 0				

RPI S	Opponent	Score	RPI S	Opponent	Score	RPI S	Opponent	Score	RPI S	Opponent	Score	Team's RPI: 203
10	A Missouri St.	64 71				70	H Fresno St.	90 66	114	A San Diego	47 50	
13	A Gonzaga	46 53				74	A BYU	48 71	114	H San Diego	78 66	
13	H Gonzaga	52 67				74	H BYU	51 60	117	H Pacific	75 65	
24	A Arizona	52 65							136	A California	65 69	
									137	A Portland	62 84	
									137	H Portland	77 80	
									159	A UC Davis	62 61	
									162	H San Jose St.	89 81	
									164	N Montana	68 58	
									166	H Saint Mary's (CA)	87 95	
									181	N Delaware	80 81	
									193	A Pepperdine	71 79	
									193	H Pepperdine	61 79	
									231	A San Francisco	80 72	
									231	H San Francisco	66 72	
									283	A CSUN	76 55	
									287	H Long Beach St.	46 54	
									293	A LMU (CA)	59 75	
									293	H LMU (CA)	76 60	
LAST 10 Division I												
114	H San Diego	78 66	293	H LMU (CA)	76 60							
74	H BYU	51 60	231	H San Francisco	66 72							
13	A Gonzaga	46 53	74	A BYU	48 71							
137	A Portland	62 84	114	A San Diego	47 50							
193	H Pepperdine	61 79	137	H Portland	77 80							

Non-Div I Games: UC Santa Cruz 109 51

Santa Clara

Loss, Non-Conf, S Site, H Home A Away N Neutral

Average RPI Win:	302	WON-LOST	WINNING	LAST 10	STRENGTH OF	OPP. STRENGTH	TEAM	ADJ.	CONF.	ADJ CONF.
Average RPI Loss:	214	RECORD	PCT. RANK	GAMES	SCHEDULE	OF SCHEDULE	RPI	RPI	RPI	RPI
DIV. I ONLY	9- 14	244	5-5	310	344	303	303	31	31	
DIV. I NON-CONF.	3- 7	252	0	234	316	284	284	32	32	
TOTALS	RPI 1-25	RPI 26-50	W-L RECORDS	RPI 51-100	RPI 101-150	RPI 150+				
9- 14	0- 0	0- 0	OVERALL	0- 1	0- 2	9- 11				
7- 4	0- 0	0- 0	HOME	0- 1	0- 1	7- 2				
2- 10	0- 0	0- 0	AWAY	0- 0	0- 1	2- 9				
0- 0	0- 0	0- 0	NEUTRAL	0- 0	0- 0	0- 0				
3- 7	0- 0	0- 0	NON-CONFERENCE	0- 1	0- 2	3- 4				
2- 2	0- 0	0- 0	HOME	0- 1	0- 1	2- 0				
1- 5	0- 0	0- 0	AWAY	0- 0	0- 1	1- 4				
0- 0	0- 0	0- 0	NEUTRAL	0- 0	0- 0	0- 0				
6- 7	0- 0	0- 0	CONFERENCE	0- 0	0- 0	6- 7				
5- 2	0- 0	0- 0	HOME	0- 0	0- 0	5- 2				
1- 5	0- 0	0- 0	AWAY	0- 0	0- 0	1- 5				
0- 0	0- 0	0- 0	NEUTRAL	0- 0	0- 0	0- 0				

RPI 1-25				RPI 26-50				RPI 51-100				RPI 101+				Team's RPI: 303	
RPI	S	Opponent	Score	RPI	S	Opponent	Score	RPI	S	Opponent	Score	RPI	S	Opponent	Score		
								80	H	Montana St.	65	73	124	H	Idaho	84	90
													127	A	Washington	46	78
													161	A	Northern Ariz.	80	88
													169	A	Idaho St.	48	73
													209	H	UMKC	65	76
													226	A	Grand Canyon	60	63
													226	H	Grand Canyon	48	56
													228	A	Cal St. Fullerton	63	81
													232	A	CSU Bakersfield	43	55
													232	H	CSU Bakersfield	63	57
													282	A	Utah St.	63	70
													287	H	Long Beach St.	66	54
													299	A	California Baptist	83	49
													300	A	Utah Valley	58	70
													300	H	Utah Valley	82	80
													306	H	Sacramento St.	88	84
													311	A	Cal Poly	72	49
													314	A	UTRGV	81	85
													314	H	UTRGV	78	70
													319	A	New Mexico St.	65	83
													319	H	New Mexico St.	67	57
													347	H	Chicago St.	80	51
LAST 10 Division I																	
				232	A	CSU Bakersfield	43	55		299	A	California Baptist	83	49			
				226	A	Grand Canyon	60	63		232	H	CSU Bakersfield	63	57			
				314	H	UTRGV	78	70		226	H	Grand Canyon	48	56			
				319	H	New Mexico St.	67	57		319	A	New Mexico St.	65	83			
				300	H	Utah Valley	82	80		314	A	UTRGV	81	85			

Non-Div I Games: Warner Pacific 89 47 Saint Martin's 91 81 Central Wash. 75 65

Seattle U

Loss, Non-Conf, S Site, H Home A Away N Neutral

Average RPI Win: 169	WON-LOST	WINNING	LAST 10	STRENGTH OF	OPP. STRENGTH	TEAM	ADJ.	CONF.	ADJ CONF.
Average RPI Loss: 48	RECORD	PCT. RANK	GAMES	SCHEDULE	OF SCHEDULE	RPI	RPI	RPI	RPI
DIV. I ONLY	16- 11	119	6-4	55	74	74	74	6	6
DIV. I NON-CONF.	7- 4	100	0	65	102	87	87	6	6
TOTALS	RPI 1-25	RPI 26-50	W-L RECORDS	RPI 51-100	RPI 101-150	RPI 150+			
16- 11	0- 4	2- 2	OVERALL	2- 4	2- 1	10- 0			
8- 5	0- 3	2- 0	HOME	0- 2	1- 0	5- 0			
6- 5	0- 1	0- 2	AWAY	2- 1	0- 1	4- 0			
2- 1	0- 0	0- 0	NEUTRAL	0- 1	1- 0	1- 0			
7- 4	0- 2	0- 0	NON-CONFERENCE	0- 1	2- 1	5- 0			
4- 2	0- 2	0- 0	HOME	0- 0	1- 0	3- 0			
1- 1	0- 0	0- 0	AWAY	0- 0	0- 1	1- 0			
2- 1	0- 0	0- 0	NEUTRAL	0- 1	1- 0	1- 0			
9- 7	0- 2	2- 2	CONFERENCE	2- 3	0- 0	5- 0			
4- 3	0- 1	2- 0	HOME	0- 2	0- 0	2- 0			
5- 4	0- 1	0- 2	AWAY	2- 1	0- 0	3- 0			
0- 0	0- 0	0- 0	NEUTRAL	0- 0	0- 0	0- 0			

RPI 1-25				RPI 26-50				RPI 51-100 Team's RPI: 74				RPI 101+			
RPI	S	Opponent	Score	RPI	S	Opponent	Score	RPI	S	Opponent	Score	RPI	S	Opponent	Score
5	H	UConn	78 92	35	A	Marquette	60 81	61	A	St. John's (NY)	76 77	104	H	VCU	53 33
9	H	Princeton	76 78	35	H	Marquette	72 60	61	H	St. John's (NY)	66 82	120	N	Vanderbilt	69 65
20	A	DePaul	68 85	43	A	Creighton	66 78	65	N	Georgia Tech	54 79	135	A	Lehigh	68 75
20	H	DePaul	76 86	43	H	Creighton	82 70	72	A	Villanova	65 63	167	H	Lafayette	74 50
								72	H	Villanova	55 61	168	A	Providence	71 45
								90	A	Butler	67 62	168	H	Providence	97 55
												220	A	Iona	89 37
												227	H	Fairfield	74 44
												238	N	Saint Joseph's	55 39
												240	A	Georgetown	61 47
												240	H	Georgetown	79 60
												256	A	Xavier	83 61
												309	H	Sacred Heart	95 69
LAST 10 Division I															
				61	A	St. John's (NY)	76 77	72	A	Villanova	65 63				
				43	A	Creighton	66 78	240	A	Georgetown	61 47				
				168	A	Providence	71 45	61	H	St. John's (NY)	66 82				
				20	H	DePaul	76 86	168	H	Providence	97 55				
				35	H	Marquette	72 60	43	H	Creighton	82 70				

Non-Div I Games:

Seton Hall

■ Loss,
■ Non-Conf,
■ S Site,
■ H Home
■ A Away
N Neutral

Average RPI Win:	290	WON-LOST	WINNING	LAST 10	STRENGTH OF	OPP. STRENGTH	TEAM	ADJ.	CONF.	ADJ CONF.
Average RPI Loss:	171	RECORD	PCT. RANK	GAMES	SCHEDULE	OF SCHEDULE	RPI	RPI	RPI	RPI
DIV. I ONLY	9- 16	254	6-4	221	325	279	279	24	24	
DIV. I NON-CONF.	2- 7	288	0	130	339	286	286	25	25	
TOTALS	RPI 1-25	RPI 26-50	W-L RECORDS	RPI 51-100	RPI 101-150	RPI 150+				
9- 16	0- 0	0- 1	OVERALL	0- 5	0- 1	9- 9				
6- 6	0- 0	0- 0	HOME	0- 2	0- 0	6- 4				
3- 10	0- 0	0- 1	AWAY	0- 3	0- 1	3- 5				
0- 0	0- 0	0- 0	NEUTRAL	0- 0	0- 0	0- 0				
2- 7	0- 0	0- 1	NON-CONFERENCE	0- 2	0- 1	2- 3				
2- 1	0- 0	0- 0	HOME	0- 0	0- 0	2- 1				
0- 6	0- 0	0- 1	AWAY	0- 2	0- 1	0- 2				
0- 0	0- 0	0- 0	NEUTRAL	0- 0	0- 0	0- 0				
7- 9	0- 0	0- 0	CONFERENCE	0- 3	0- 0	7- 6				
4- 5	0- 0	0- 0	HOME	0- 2	0- 0	4- 3				
3- 4	0- 0	0- 0	AWAY	0- 1	0- 0	3- 3				
0- 0	0- 0	0- 0	NEUTRAL	0- 0	0- 0	0- 0				

RPI 1-25				RPI 26-50				RPI 51-100				RPI 101+				Team's RPI: 279	
RPI	S	Opponent	Score	RPI	S	Opponent	Score	RPI	S	Opponent	Score	RPI	S	Opponent	Score		
				47	A	Penn	44 92	58	H	Marist	55 78	140	A	Massachusetts	55 61		
								92	A	Rider	66 70	165	H	Binghamton	62 89		
								92	H	Rider	38 69	187	A	Quinnipiac	68 60		
								95	A	Colgate	51 88	187	H	Quinnipiac	52 66		
								96	A	Harvard	51 68	191	A	Fla. Atlantic	39 83		
												207	A	Manhattan	59 49		
												207	H	Manhattan	50 80		
												220	A	Iona	47 58		
												227	H	Fairfield	35 65		
												284	A	Niagara	61 68		
												284	H	Niagara	59 54		
												298	H	Monmouth	51 39		
												309	H	Sacred Heart	68 57		
												316	A	Fairleigh Dickinson	58 67		
												322	H	Albany (NY)	52 46		
												323	A	Saint Peter's	83 87		
												323	H	Saint Peter's	71 64		
												338	A	Canisius	68 63		
												338	H	Canisius	72 43		
LAST 10 Division I																	
				323	H	Saint Peter's	71 64	207	A	Manhattan	59 49						
				220	A	Iona	47 58	338	H	Canisius	72 43						
				58	H	Marist	55 78	284	H	Niagara	59 54						
				92	H	Rider	38 69	298	H	Monmouth	51 39						
				187	A	Quinnipiac	68 60	92	A	Rider	66 70						

Non-Div I Games:

Siena

■ Loss,
 ■ Non-Conf,
 ■ S Site,
 ■ H Home
 ■ A Away
 N Neutral

South Alabama

Through Games Of Feb. 26, 2020

Average RPI Win: 259	WON-LOST	WINNING	LAST 10	STRENGTH OF	OPP. STRENGTH	TEAM	ADJ.	CONF.	ADJ CONF.
Average RPI Loss: 142	RECORD	PCT. RANK	GAMES	SCHEDULE	OF SCHEDULE	RPI	RPI	RPI	RPI
DIV. I ONLY	11- 14	210	5-5	239	204	247	247	21	21
DIV. I NON-CONF.	3- 7	252	0	244	62	288	288	21	21
TOTALS	RPI 1-25	RPI 26-50	W-L RECORDS	RPI 51-100	RPI 101-150	RPI 150+			
11- 14	0- 0	0- 2	OVERALL	1- 3	0- 3	10- 6			
7- 7	0- 0	0- 1	HOME	1- 2	0- 2	6- 2			
4- 7	0- 0	0- 1	AWAY	0- 1	0- 1	4- 4			
0- 0	0- 0	0- 0	NEUTRAL	0- 0	0- 0	0- 0			
3- 7	0- 0	0- 1	NON-CONFERENCE	1- 1	0- 2	2- 3			
2- 4	0- 0	0- 1	HOME	1- 1	0- 1	1- 1			
1- 3	0- 0	0- 0	AWAY	0- 0	0- 1	1- 2			
0- 0	0- 0	0- 0	NEUTRAL	0- 0	0- 0	0- 0			
8- 7	0- 0	0- 1	CONFERENCE	0- 2	0- 1	8- 3			
5- 3	0- 0	0- 0	HOME	0- 1	0- 1	5- 1			
3- 4	0- 0	0- 1	AWAY	0- 1	0- 0	3- 2			
0- 0	0- 0	0- 0	NEUTRAL	0- 0	0- 0	0- 0			

RPI S	Opponent	Score	RPI S	Opponent	Score	RPI S	Opponent	Score	RPI S	Opponent	Score	Team's RPI: 247
45	H Rutgers	56 77	63	H Alabama	62 74	106	H UT Arlington	45 68				
49	A Troy	68 85	79	A Coastal Caro.	73 76	111	H Auburn	62 82				
			79	H Coastal Caro.	62 71	122	A UAB	61 77				
			91	H A&M-Corpus Christi	83 82	157	A Tulane	62 53				
						195	H Little Rock	58 69				
						199	H Miami (OH)	73 76				
						204	A Southern Miss.	55 62				
						208	A Louisiana	68 73				
						208	H Louisiana	78 63				
						233	A Appalachian St.	59 71				
						233	H Appalachian St.	81 66				
						258	H Texas St.	78 76				
						260	H Arkansas St.	87 71				
						291	A ETSU	60 65				
						296	A Ga. Southern	71 65				
						313	A Georgia St.	81 64				
						334	H Tennessee St.	70 48				
						350	A La.-Monroe	73 39				
						350	H La.-Monroe	72 63				
LAST 10 Division I												
195	H Little Rock	58 69	208	H Louisiana	78 63							
260	H Arkansas St.	87 71	49	A Troy	68 85							
79	A Coastal Caro.	73 76	258	H Texas St.	78 76							
233	A Appalachian St.	59 71	106	H UT Arlington	45 68							
350	A La.-Monroe	73 39	296	A Ga. Southern	71 65							

Non-Div I Games: William Carey 68 52 Mobile 103 59

South Alabama

Loss, Non-Conf, S Site, H Home A Away N Neutral

South Carolina

Through Games Of Feb. 26, 2020

Average RPI Win:	97	WON-LOST	WINNING	LAST 10	STRENGTH OF	OPP. STRENGTH	TEAM	ADJ.	CONF.	ADJ CONF.
Average RPI Loss:	18	RECORD	PCT. RANK	GAMES	SCHEDULE	OF SCHEDULE	RPI	RPI	RPI	RPI
DIV. I ONLY	27- 1	1	10-0	11	3	2	2	4	4	
DIV. I NON-CONF.	13- 1	9	1-0	25	5	3	3	5	5	
TOTALS	RPI 1-25	RPI 26-50	W-L RECORDS	RPI 51-100	RPI 101-150	RPI 150+				
27- 1	7- 1	5- 0	OVERALL	5- 0	5- 0	5- 0				
14- 0	4- 0	4- 0	HOME	1- 0	2- 0	3- 0				
11- 0	2- 0	1- 0	AWAY	4- 0	2- 0	2- 0				
2- 1	1- 1	0- 0	NEUTRAL	0- 0	1- 0	0- 0				
13- 1	4- 1	2- 0	NON-CONFERENCE	2- 0	1- 0	4- 0				
7- 0	2- 0	2- 0	HOME	0- 0	0- 0	3- 0				
4- 0	1- 0	0- 0	AWAY	2- 0	0- 0	1- 0				
2- 1	1- 1	0- 0	NEUTRAL	0- 0	1- 0	0- 0				
14- 0	3- 0	3- 0	CONFERENCE	3- 0	4- 0	1- 0				
7- 0	2- 0	2- 0	HOME	1- 0	2- 0	0- 0				
7- 0	1- 0	1- 0	AWAY	2- 0	2- 0	1- 0				
0- 0	0- 0	0- 0	NEUTRAL	0- 0	0- 0	0- 0				

RPI	S	Opponent	Score	RPI	S	Opponent	Score	RPI	S	Opponent	Score	RPI	S	Opponent	Score
3	A	Maryland	63 54	30	H	LSU	63 48	53	A	Dayton	75 49	108	N	Washington St.	68 53
4	N	Baylor	74 59	33	H	South Dakota	73 60	54	H	Tennessee	69 48	111	H	Auburn	79 53
5	H	UConn	70 52	37	A	Arkansas	86 65	63	A	Alabama	93 78	120	A	Vanderbilt	93 57
15	H	Mississippi St.	81 79	37	H	Arkansas	91 82	69	A	Georgia	88 53	120	H	Vanderbilt	95 44
18	N	Indiana	57 71	40	H	Purdue	85 49	94	A	Temple	78 71	147	A	Missouri	78 45
21	A	Kentucky	67 58									224	A	Clemson	84 48
21	H	Kentucky	99 72									233	H	Appalachian St.	92 50
25	H	Duke	89 46									290	A	Ole Miss	87 32
												327	H	USC Upstate	112 32
												329	H	Alabama St.	103 43
LAST 10 Division I															
21	A	Kentucky	67 58	37	A	Arkansas	86 65								
30	H	LSU	63 48	54	H	Tennessee	69 48								
120	H	Vanderbilt	95 44	290	A	Ole Miss	87 32								
111	H	Auburn	79 53	69	A	Georgia	88 53								
5	H	UConn	70 52	15	H	Mississippi St.	81 79								

Non-Div I Games:

South Carolina

Loss, Non-Conf, S Site, H Home A Away N Neutral

Average RPI Win:	333	WON-LOST	WINNING	LAST 10	STRENGTH OF	OPP. STRENGTH	TEAM	ADJ.	CONF.	ADJ CONF.
Average RPI Loss:	241	RECORD	PCT. RANK	GAMES	SCHEDULE	OF SCHEDULE	RPI	RPI	RPI	RPI
DIV. I ONLY	3- 24	340	1-9	345	347	349	349	29	29	
DIV. I NON-CONF.	1- 12	335	0	324	347	347	347	29	29	
TOTALS	RPI 1-25	RPI 26-50	W-L RECORDS	RPI 51-100	RPI 101-150	RPI 150+				
3- 24	0- 0	0- 0	OVERALL	0- 1	0- 2	3- 21				
1- 10	0- 0	0- 0	HOME	0- 0	0- 1	1- 9				
2- 13	0- 0	0- 0	AWAY	0- 1	0- 1	2- 11				
0- 1	0- 0	0- 0	NEUTRAL	0- 0	0- 0	0- 1				
1- 12	0- 0	0- 0	NON-CONFERENCE	0- 1	0- 0	1- 11				
0- 5	0- 0	0- 0	HOME	0- 0	0- 0	0- 5				
1- 6	0- 0	0- 0	AWAY	0- 1	0- 0	1- 5				
0- 1	0- 0	0- 0	NEUTRAL	0- 0	0- 0	0- 1				
2- 12	0- 0	0- 0	CONFERENCE	0- 0	0- 2	2- 10				
1- 5	0- 0	0- 0	HOME	0- 0	0- 1	1- 4				
1- 7	0- 0	0- 0	AWAY	0- 0	0- 1	1- 6				
0- 0	0- 0	0- 0	NEUTRAL	0- 0	0- 0	0- 0				

RPI S	Opponent	Score	RPI S	Opponent	Score	RPI S	Opponent	Score	RPI S	Opponent	Score	Team's RPI: 349
						79 A	Coastal Caro.	44 85	107 A	Bethune-Cookman	70 86	
									107 H	Bethune-Cookman	55 66	
									154 A	N.C. A&T	55 66	
									156 N	North Ala.	46 99	
									178 A	Norfolk St.	42 76	
									202 H	Radford	45 60	
									205 A	UNLV	57 66	
									237 H	North Dakota	53 95	
									241 A	Morgan St.	47 77	
									241 H	Morgan St.	47 60	
									248 A	Howard	47 78	
									249 A	UNC Asheville	51 82	
									261 H	Col. of Charleston	55 76	
									262 H	Delaware St.	64 76	
									272 A	UNCW	46 84	
									305 A	N.C. Central	49 90	
									308 H	Presbyterian	49 70	
									313 A	Georgia St.	52 77	
									325 H	UMES	60 55	
									327 A	USC Upstate	47 58	
									328 H	Mercer	55 66	
									331 A	Coppin St.	71 60	
									331 H	Coppin St.	42 61	
									341 A	Florida A&M	45 57	
									341 H	Florida A&M	39 44	
									344 A	Charleston So.	81 75	
LAST 10 Division I												
			341 A	Florida A&M	45 57		154 A	N.C. A&T	55 66			
			107 A	Bethune-Cookman	70 86		305 A	N.C. Central	49 90			
			241 H	Morgan St.	47 60		107 H	Bethune-Cookman	55 66			
			331 H	Coppin St.	42 61		178 A	Norfolk St.	42 76			
			262 H	Delaware St.	64 76		325 H	UMES	60 55			

Non-Div I Games:

South Carolina St.

■ Loss,
 ■ Non-Conf, S Site,
 ■ Home
 ■ Away
 N Neutral

South Dakota

Through Games Of Feb. 26, 2020

Average RPI Win:	192	WON-LOST	WINNING	LAST 10	STRENGTH OF	OPP. STRENGTH	TEAM	ADJ.	CONF.	ADJ CONF.
Average RPI Loss:	6	RECORD	PCT. RANK	GAMES	SCHEDULE	OF SCHEDULE	RPI	RPI	RPI	RPI
DIV. I ONLY	25- 2	6	10-0	200	95	33	33	19	19	
DIV. I NON-CONF.	10- 2	29	0	74	3	17	17	18	18	
TOTALS	RPI 1-25	RPI 26-50	W-L RECORDS	RPI 51-100	RPI 101-150	RPI 150+				
25- 2	1- 2	2- 0	OVERALL	2- 0	4- 0	16- 0				
12- 1	0- 1	2- 0	HOME	1- 0	1- 0	8- 0				
11- 1	0- 1	0- 0	AWAY	1- 0	3- 0	7- 0				
2- 0	1- 0	0- 0	NEUTRAL	0- 0	0- 0	1- 0				
10- 2	1- 2	2- 0	NON-CONFERENCE	0- 0	4- 0	3- 0				
5- 1	0- 1	2- 0	HOME	0- 0	1- 0	2- 0				
3- 1	0- 1	0- 0	AWAY	0- 0	3- 0	0- 0				
2- 0	1- 0	0- 0	NEUTRAL	0- 0	0- 0	1- 0				
15- 0	0- 0	0- 0	CONFERENCE	2- 0	0- 0	13- 0				
7- 0	0- 0	0- 0	HOME	1- 0	0- 0	6- 0				
8- 0	0- 0	0- 0	AWAY	1- 0	0- 0	7- 0				
0- 0	0- 0	0- 0	NEUTRAL	0- 0	0- 0	0- 0				

RPI 1-25				RPI 26-50				Team's RPI: 33				RPI 51-100				RPI 101+			
RPI	S	Opponent	Score	RPI	S	Opponent	Score	RPI	S	Opponent	Score	RPI	S	Opponent	Score	RPI	S	Opponent	Score
2	A	South Carolina	60 73	29	H	Drake	102 94	77	A	South Dakota St.	77 67	109	A	Utah	84 81				
10	H	Missouri St.	66 74	43	H	Creighton	72 65	77	H	South Dakota St.	83 48	126	A	Northeastern	80 76				
23	N	Ohio St.	68 53									129	A	Green Bay	66 60				
												147	H	Missouri	72 56				
												164	H	Montana	96 64				
												179	N	Northern Ill.	91 48				
												194	A	Western Ill.	96 65				
												194	H	Western Ill.	88 51				
												217	A	Oral Roberts	77 73				
												217	H	Oral Roberts	79 56				
												237	A	North Dakota	93 46				
												244	A	Denver	92 60				
												244	H	Denver	104 61				
												265	A	North Dakota St.	80 36				
												265	H	North Dakota St.	96 57				
												307	A	Omaha	71 39				
												307	H	Omaha	77 44				
												331	H	Coppin St.	82 44				
												336	A	Purdue Fort Wayne	62 41				
												336	H	Purdue Fort Wayne	79 25				
LAST 10 Division I																			
				77	A	South Dakota St.	77 67					244	A	Denver	92 60				
				265	H	North Dakota St.	96 57					307	A	Omaha	71 39				
				217	A	Oral Roberts	77 73					217	H	Oral Roberts	79 56				
				194	H	Western Ill.	88 51					336	H	Purdue Fort Wayne	79 25				
				237	A	North Dakota	93 46					77	H	South Dakota St.	83 48				

Non-Div I Games: Mt. Marty 110 39

South Dakota

Loss, Non-Conf, S Site, H Home A Away N Neutral

Average RPI Win:	221	WON-LOST	WINNING	LAST 10	STRENGTH OF	OPP. STRENGTH	TEAM	ADJ.	CONF.	ADJ CONF.
Average RPI Loss:	52	RECORD	PCT. RANK	GAMES	SCHEDULE	OF SCHEDULE	RPI	RPI	RPI	RPI
DIV. I ONLY	19- 9	67	7-3	94	142	77	77	19	19	
DIV. I NON-CONF.	7- 6	161	0	14	18	56	56	18	18	
TOTALS	RPI 1-25	RPI 26-50	W-L RECORDS	RPI 51-100	RPI 101-150	RPI 150+				
19- 9	0- 2	0- 6	OVERALL	2- 0	2- 0	15- 1				
10- 4	0- 1	0- 2	HOME	1- 0	0- 0	9- 1				
7- 4	0- 1	0- 3	AWAY	0- 0	1- 0	6- 0				
2- 1	0- 0	0- 1	NEUTRAL	1- 0	1- 0	0- 0				
7- 6	0- 2	0- 4	NON-CONFERENCE	2- 0	2- 0	3- 0				
4- 2	0- 1	0- 1	HOME	1- 0	0- 0	3- 0				
1- 3	0- 1	0- 2	AWAY	0- 0	1- 0	0- 0				
2- 1	0- 0	0- 1	NEUTRAL	1- 0	1- 0	0- 0				
12- 3	0- 0	0- 2	CONFERENCE	0- 0	0- 0	12- 1				
6- 2	0- 0	0- 1	HOME	0- 0	0- 0	6- 1				
6- 1	0- 0	0- 1	AWAY	0- 0	0- 0	6- 0				
0- 0	0- 0	0- 0	NEUTRAL	0- 0	0- 0	0- 0				

RPI 1-25				RPI 26-50				RPI 51-100				Team's RPI: 77	RPI 101+			
RPI	S	Opponent	Score	RPI	S	Opponent	Score	RPI	S	Opponent	Score		RPI	S	Opponent	Score
1	A	Oregon	56 95	29	A	Drake	67 74	71	N	South Fla.	61 50		115	N	Notre Dame	65 59
17	H	Central Mich.	74 79	31	N	FGCU	70 71	80	H	Montana St.	60 50		129	A	Green Bay	60 55
				33	A	South Dakota	48 83						183	H	Wyoming	67 40
				33	H	South Dakota	67 77						194	A	Western Ill.	89 48
				35	H	Marquette	58 65						194	H	Western Ill.	75 45
				43	A	Creighton	48 61						198	H	Chattanooga	71 56
													217	A	Oral Roberts	76 61
													217	H	Oral Roberts	58 44
													237	A	North Dakota	74 61
													237	H	North Dakota	99 64
													244	A	Denver	86 79
													244	H	Denver	62 72
													265	H	North Dakota St.	60 52
													307	A	Omaha	68 51
													307	H	Omaha	69 59
													331	H	Coppin St.	94 41
													336	A	Purdue Fort Wayne	100 69
													336	H	Purdue Fort Wayne	89 43
LAST 10 Division I																
				33	H	South Dakota	67 77	217	A	Oral Roberts	76 61					
				237	A	North Dakota	74 61	194	A	Western Ill.	89 48					
				336	H	Purdue Fort Wayne	89 43	265	H	North Dakota St.	60 52					
				244	H	Denver	62 72	33	A	South Dakota	48 83					
				307	H	Omaha	69 59	237	H	North Dakota	99 64					

Non-Div I Games: Dakota Wesleyan 77 46

South Dakota St.

Average RPI Win:	180	WON-LOST	WINNING	LAST 10	STRENGTH OF	OPP. STRENGTH	TEAM	ADJ.	CONF.	ADJ CONF.
Average RPI Loss:	64	RECORD	PCT. RANK	GAMES	SCHEDULE	OF SCHEDULE	RPI	RPI	RPI	RPI
DIV. I ONLY	17- 11	102	7-3	45	85	71	71	9	9	
DIV. I NON-CONF.	8- 6	138	0	36	161	101	101	10	10	
TOTALS	RPI 1-25	RPI 26-50	W-L RECORDS	RPI 51-100	RPI 101-150	RPI 150+				
17- 11	0- 3	1- 3	OVERALL	2- 3	2- 1	12- 1				
13- 2	0- 1	1- 1	HOME	2- 0	2- 0	8- 0				
4- 5	0- 1	0- 1	AWAY	0- 2	0- 0	4- 1				
0- 4	0- 1	0- 1	NEUTRAL	0- 1	0- 1	0- 0				
8- 6	0- 2	1- 1	NON-CONFERENCE	0- 1	2- 1	5- 1				
8- 0	0- 0	1- 0	HOME	0- 0	2- 0	5- 0				
0- 2	0- 1	0- 0	AWAY	0- 0	0- 0	0- 1				
0- 4	0- 1	0- 1	NEUTRAL	0- 1	0- 1	0- 0				
9- 5	0- 1	0- 2	CONFERENCE	2- 2	0- 0	7- 0				
5- 2	0- 1	0- 1	HOME	2- 0	0- 0	3- 0				
4- 3	0- 0	0- 1	AWAY	0- 2	0- 0	4- 0				
0- 0	0- 0	0- 0	NEUTRAL	0- 0	0- 0	0- 0				

RPI 1-25				RPI 26-50				RPI 51-100 Team's RPI: 71				RPI 101+			
RPI	S	Opponent	Score	RPI	S	Opponent	Score	RPI	S	Opponent	Score	RPI	S	Opponent	Score
4	A	Baylor	46 58	31	N	FGCU	77 81	77	N	South Dakota St.	50 61	104	H	VCU	77 55
5	H	UConn	47 67	38	A	UCF	48 56	82	A	Cincinnati	55 60	115	N	Notre Dame	51 67
15	N	Mississippi St.	61 86	38	H	UCF	57 64	82	H	Cincinnati	76 68	124	H	Idaho	67 64
				44	H	Texas	64 57	94	A	Temple	66 69	157	A	Tulane	53 43
								94	H	Temple	99 51	157	H	Tulane	63 56
												163	A	Wichita St.	56 50
												170	H	Jacksonville	70 39
												192	A	Memphis	68 47
												196	H	Houston	74 45
												205	A	UNLV	51 61
												218	H	Brown	70 60
												245	H	East Carolina	81 52
												248	H	Howard	82 53
												266	A	Tulsa	68 52
												270	H	Saint Francis (PA)	62 23
												329	H	Alabama St.	80 29
LAST 10 Division I															
245	H	East Carolina	81 52	94	H	Temple	99 51								
192	A	Memphis	68 47	82	A	Cincinnati	55 60								
38	A	UCF	48 56	196	H	Houston	74 45								
5	H	UConn	47 67	157	H	Tulane	63 56								
157	A	Tulane	53 43	163	A	Wichita St.	56 50								

Non-Div I Games:

South Fla.

Average RPI Win:	246	WON-LOST	WINNING	LAST 10	STRENGTH OF	OPP. STRENGTH	TEAM	ADJ.	CONF.	ADJ CONF.
Average RPI Loss:	165	RECORD	PCT. RANK	GAMES	SCHEDULE	OF SCHEDULE	RPI	RPI	RPI	RPI
DIV. I ONLY	19- 6	40	9-1	329	246	119	119	20	20	
DIV. I NON-CONF.	6- 3	90	0	343	164	177	177	23	23	
TOTALS	RPI 1-25	RPI 26-50	W-L RECORDS	RPI 51-100	RPI 101-150	RPI 150+				
19- 6	0- 0	1- 0	OVERALL	1- 2	0- 0	17- 4				
9- 1	0- 0	1- 0	HOME	1- 1	0- 0	7- 0				
10- 5	0- 0	0- 0	AWAY	0- 1	0- 0	10- 4				
0- 0	0- 0	0- 0	NEUTRAL	0- 0	0- 0	0- 0				
6- 3	0- 0	0- 0	NON-CONFERENCE	1- 1	0- 0	5- 2				
2- 0	0- 0	0- 0	HOME	1- 0	0- 0	1- 0				
4- 3	0- 0	0- 0	AWAY	0- 1	0- 0	4- 2				
0- 0	0- 0	0- 0	NEUTRAL	0- 0	0- 0	0- 0				
13- 3	0- 0	1- 0	CONFERENCE	0- 1	0- 0	12- 2				
7- 1	0- 0	1- 0	HOME	0- 1	0- 0	6- 0				
6- 2	0- 0	0- 0	AWAY	0- 0	0- 0	6- 2				
0- 0	0- 0	0- 0	NEUTRAL	0- 0	0- 0	0- 0				

RPI 1-25				RPI 26-50				RPI 51-100				RPI 101+				Team's RPI: 119
RPI	S	Opponent	Score	RPI	S	Opponent	Score	RPI	S	Opponent	Score	RPI	S	Opponent	Score	
				50	H	UT Martin	71 69	55	H	Belmont	45 57	171	A	Eastern Mich.	64 69	
								88	A	Saint Louis	61 76	182	A	Austin Peay	79 66	
								99	H	Southern Ill.	79 65	182	H	Austin Peay	81 43	
												194	A	Western Ill.	91 97	
												210	A	Tennessee Tech	72 59	
												210	H	Tennessee Tech	87 72	
												212	A	Eastern Ill.	77 65	
												229	A	Murray St.	62 70	
												229	H	Murray St.	88 73	
												255	A	Jacksonville St.	51 72	
												255	H	Jacksonville St.	79 52	
												260	A	Arkansas St.	79 67	
												268	A	Indiana St.	68 58	
												277	A	Morehead St.	67 61	
												285	A	Eastern Ky.	60 44	
												290	A	Ole Miss	70 53	
												321	H	Evansville	83 60	
												334	H	Tennessee St.	83 54	
												336	A	Purdue Fort Wayne	58 48	
												340	A	SIUE	66 56	
												340	H	SIUE	80 57	
LAST 10 Division I																
				210	A	Tennessee Tech	72 59	255	H	Jacksonville St.	79 52					
				255	A	Jacksonville St.	51 72	285	A	Eastern Ky.	60 44					
				340	H	SIUE	80 57	277	A	Morehead St.	67 61					
				50	H	UT Martin	71 69	212	A	Eastern Ill.	77 65					
				210	H	Tennessee Tech	87 72	340	A	SIUE	66 56					

Non-Div I Games: Harris-Stowe 106 64 Mo.-St. Louis 70 56

Southeast Mo. St.

Loss, Non-Conf, S Site, H Home A Away N Neutral

Average RPI Win:	259	WON-LOST	WINNING	LAST 10	STRENGTH OF	OPP. STRENGTH	TEAM	ADJ.	CONF.	ADJ CONF.
Average RPI Loss:	165	RECORD	PCT. RANK	GAMES	SCHEDULE	OF SCHEDULE	RPI	RPI	RPI	RPI
DIV. I ONLY	10- 15	234	6-4	219	299	239	239	23	23	
DIV. I NON-CONF.	2- 6	279	0	197	290	250	250	24	24	
TOTALS	RPI 1-25	RPI 26-50	W-L RECORDS	RPI 51-100	RPI 101-150	RPI 150+				
10- 15	0- 0	0- 1	OVERALL	1- 3	0- 2	9- 9				
6- 4	0- 0	0- 0	HOME	1- 0	0- 1	5- 3				
4- 11	0- 0	0- 1	AWAY	0- 3	0- 1	4- 6				
0- 0	0- 0	0- 0	NEUTRAL	0- 0	0- 0	0- 0				
2- 6	0- 0	0- 1	NON-CONFERENCE	0- 1	0- 0	2- 4				
1- 0	0- 0	0- 0	HOME	0- 0	0- 0	1- 0				
1- 6	0- 0	0- 1	AWAY	0- 1	0- 0	1- 4				
0- 0	0- 0	0- 0	NEUTRAL	0- 0	0- 0	0- 0				
8- 9	0- 0	0- 0	CONFERENCE	1- 2	0- 2	7- 5				
5- 4	0- 0	0- 0	HOME	1- 0	0- 1	4- 3				
3- 5	0- 0	0- 0	AWAY	0- 2	0- 1	3- 2				
0- 0	0- 0	0- 0	NEUTRAL	0- 0	0- 0	0- 0				

RPI S	Opponent	Score	RPI S	Opponent	Score	RPI S	Opponent	Score	RPI S	Opponent	Score	Team's RPI: 239
30	A LSU	52 62	63	A Alabama	50 87	105	A Abilene Christian	53 61	105	H Abilene Christian	62 68	
			91	A A&M-Corpus Christi	48 49	151	A Sam Houston St.	75 81	151	H Sam Houston St.	69 84	
			91	H A&M-Corpus Christi	48 44	152	H Jackson St.	63 59	158	H New Orleans	73 57	
			97	A SFA	51 77	196	A Houston	65 78	204	A Southern Miss.	54 62	
						208	A Louisiana	50 60	243	H Central Ark.	63 42	
						257	H Incarnate Word	58 44	263	A Louisiana Tech	78 92	
						269	A Nicholls St.	49 54	269	H Nicholls St.	65 67	
						273	H Lamar University	57 65	318	A Houston Baptist	69 59	
						335	A Northwestern St.	72 56	343	A McNeese	74 67	
						343	H McNeese	87 48	343	H McNeese	87 48	
						350	A La.-Monroe	65 52				
LAST 10 Division I												
343	H McNeese	87 48	257	H Incarnate Word	58 44							
105	H Abilene Christian	62 68	158	H New Orleans	73 57							
91	A A&M-Corpus Christi	48 49	243	H Central Ark.	63 42							
269	A Nicholls St.	49 54	335	A Northwestern St.	72 56							
151	A Sam Houston St.	75 81	343	A McNeese	74 67							

Non-Div I Games: LSU-Alexandria 89 67

Southeastern La.

■ Loss,
 ■ Non-Conf, S Site,
 ■ Home
 ■ Away
 N Neutral

Average RPI Win:	161	WON-LOST	WINNING	LAST 10	STRENGTH OF	OPP. STRENGTH	TEAM	ADJ.	CONF.	ADJ CONF.
Average RPI Loss:	62	RECORD	PCT. RANK	GAMES	SCHEDULE	OF SCHEDULE	RPI	RPI	RPI	RPI
DIV. I ONLY	14- 13	170	5-5	35	31	83	83	1	1	
DIV. I NON-CONF.	8- 3	68	0	206	181	107	107	2	2	
TOTALS	RPI 1-25	RPI 26-50	W-L RECORDS	RPI 51-100	RPI 101-150	RPI 150+				
14- 13	2- 6	1- 2	OVERALL	1- 2	4- 2	6- 1				
9- 4	2- 3	1- 1	HOME	0- 0	2- 0	4- 0				
4- 8	0- 3	0- 1	AWAY	0- 1	2- 2	2- 1				
1- 1	0- 0	0- 0	NEUTRAL	1- 1	0- 0	0- 0				
8- 3	0- 1	1- 0	NON-CONFERENCE	1- 1	0- 0	6- 1				
5- 1	0- 1	1- 0	HOME	0- 0	0- 0	4- 0				
2- 1	0- 0	0- 0	AWAY	0- 0	0- 0	2- 1				
1- 1	0- 0	0- 0	NEUTRAL	1- 1	0- 0	0- 0				
6- 10	2- 5	0- 2	CONFERENCE	0- 1	4- 2	0- 0				
4- 3	2- 2	0- 1	HOME	0- 0	2- 0	0- 0				
2- 7	0- 3	0- 1	AWAY	0- 1	2- 2	0- 0				
0- 0	0- 0	0- 0	NEUTRAL	0- 0	0- 0	0- 0				

RPI 1-25				RPI 26-50				RPI 51-100 Team's RPI: 83				RPI 101+			
RPI	S	Opponent	Score	RPI	S	Opponent	Score	RPI	S	Opponent	Score	RPI	S	Opponent	Score
1	H	Oregon	67 93	28	A	Arizona St.	75 76	63	N	Alabama	60 57	108	A	Washington St.	66 60
8	A	Stanford	59 79	28	H	Arizona St.	54 63	73	A	Colorado	53 66	108	H	Washington St.	74 63
12	A	UCLA	59 83	46	H	Virginia	59 49	87	N	Nebraska	54 67	109	A	Utah	65 67
12	H	UCLA	70 68									127	A	Washington	66 75
14	H	Texas A&M	64 74									127	H	Washington	81 78
16	H	Oregon St.	72 66									136	A	California	75 67
24	A	Arizona	57 73									205	H	UNLV	75 54
24	H	Arizona	57 65									242	H	Nevada	50 47
												267	A	UC Santa Barbara	46 57
												283	A	CSUN	69 53
												287	H	Long Beach St.	57 40
												302	A	UC Riverside	76 59
												314	H	UTRGV	80 43
LAST 10 Division I															
108	A	Washington St.	66 60	136	A	California	75 67								
127	A	Washington	66 75	24	A	Arizona	57 73								
1	H	Oregon	67 93	28	A	Arizona St.	75 76								
16	H	Oregon St.	72 66	127	H	Washington	81 78								
8	A	Stanford	59 79	108	H	Washington St.	74 63								

Non-Div I Games:

Southern California

■ Loss,
 ■ Non-Conf,
 ■ S Site,
 ■ H Home
 ■ A Away
 N Neutral

Average RPI Win:	189	WON-LOST	WINNING	LAST 10	STRENGTH OF	OPP. STRENGTH	TEAM	ADJ.	CONF.	ADJ CONF.
Average RPI Loss:	83	RECORD	PCT. RANK	GAMES	SCHEDULE	OF SCHEDULE	RPI	RPI	RPI	RPI
DIV. I ONLY	15- 10	107	6-4	104	111	99	99	8	8	
DIV. I NON-CONF.	8- 3	68	0	125	253	63	63	7	7	
TOTALS	RPI 1-25	RPI 26-50	W-L RECORDS	RPI 51-100	RPI 101-150	RPI 150+				
15- 10	1- 1	2- 2	OVERALL	1- 4	1- 2	10- 1				
8- 4	1- 0	2- 1	HOME	1- 2	0- 0	4- 1				
6- 6	0- 1	0- 1	AWAY	0- 2	1- 2	5- 0				
1- 0	0- 0	0- 0	NEUTRAL	0- 0	0- 0	1- 0				
8- 3	0- 0	1- 0	NON-CONFERENCE	1- 1	0- 1	6- 1				
4- 1	0- 0	1- 0	HOME	1- 0	0- 0	2- 1				
3- 2	0- 0	0- 0	AWAY	0- 1	0- 1	3- 0				
1- 0	0- 0	0- 0	NEUTRAL	0- 0	0- 0	1- 0				
7- 7	1- 1	1- 2	CONFERENCE	0- 3	1- 1	4- 0				
4- 3	1- 0	1- 1	HOME	0- 2	0- 0	2- 0				
3- 4	0- 1	0- 1	AWAY	0- 1	1- 1	2- 0				
0- 0	0- 0	0- 0	NEUTRAL	0- 0	0- 0	0- 0				

RPI 1-25				RPI 26-50				RPI 51-100 Team's RPI: 99				RPI 101+			
RPI	S	Opponent	Score	RPI	S	Opponent	Score	RPI	S	Opponent	Score	RPI	S	Opponent	Score
10	A	Missouri St.	57 88	29	A	Drake	76 91	62	A	IUPUI	78 81	119	A	Southeast Mo. St.	65 79
10	H	Missouri St.	70 68	29	H	Drake	65 73	78	A	UNI	66 71	149	A	Loyola Chicago	49 51
				36	H	Bradley	64 50	78	H	UNI	57 60	150	A	Valparaiso	67 51
				50	H	UT Martin	70 59	84	H	Illinois St.	54 62	171	A	Eastern Mich.	85 54
								88	H	Saint Louis	61 53	179	A	Northern Ill.	80 61
												192	H	Memphis	66 70
												194	N	Western Ill.	79 65
												210	H	Tennessee Tech	76 65
												229	H	Murray St.	76 66
												268	A	Indiana St.	78 55
												268	H	Indiana St.	60 42
												321	A	Evansville	70 57
												321	H	Evansville	99 60
												340	A	SIUE	103 67
LAST 10 Division I															
321	H	Evansville	99 60	36	H	Bradley	64 50								
268	H	Indiana St.	60 42	84	H	Illinois St.	54 62								
10	A	Missouri St.	57 88	268	A	Indiana St.	78 55								
78	A	UNI	66 71	321	A	Evansville	70 57								
29	A	Drake	76 91	10	H	Missouri St.	70 68								

Non-Div I Games:

Southern Ill.

■ Loss,
 ■ Non-Conf,
 ■ S Site,
 ■ H Home
 ■ A Away
 N Neutral

Average RPI Win:	264	WON-LOST	WINNING	LAST 10	STRENGTH OF	OPP. STRENGTH	TEAM	ADJ.	CONF.	ADJ CONF.
Average RPI Loss:	102	RECORD	PCT. RANK	GAMES	SCHEDULE	OF SCHEDULE	RPI	RPI	RPI	RPI
DIV. I ONLY	12- 12	172	3-7	202	161	204	204	13	13	
DIV. I NON-CONF.	6- 3	90	0	315	242	205	205	16	16	
TOTALS	RPI 1-25	RPI 26-50	W-L RECORDS	RPI 51-100	RPI 101-150	RPI 150+				
12- 12	0- 1	0- 2	OVERALL	0- 4	1- 1	11- 4				
7- 7	0- 0	0- 1	HOME	0- 2	1- 1	6- 3				
5- 5	0- 1	0- 1	AWAY	0- 2	0- 0	5- 1				
0- 0	0- 0	0- 0	NEUTRAL	0- 0	0- 0	0- 0				
6- 3	0- 1	0- 0	NON-CONFERENCE	0- 0	1- 0	5- 2				
5- 1	0- 0	0- 0	HOME	0- 0	1- 0	4- 1				
1- 2	0- 1	0- 0	AWAY	0- 0	0- 0	1- 1				
0- 0	0- 0	0- 0	NEUTRAL	0- 0	0- 0	0- 0				
6- 9	0- 0	0- 2	CONFERENCE	0- 4	0- 1	6- 2				
2- 6	0- 0	0- 1	HOME	0- 2	0- 1	2- 2				
4- 3	0- 0	0- 1	AWAY	0- 2	0- 0	4- 0				
0- 0	0- 0	0- 0	NEUTRAL	0- 0	0- 0	0- 0				

RPI 1-25				RPI 26-50				RPI 51-100				RPI 101+ Team's RPI: 204			
RPI	S	Opponent	Score	RPI	S	Opponent	Score	RPI	S	Opponent	Score	RPI	S	Opponent	Score
15	A	Mississippi St.	58 91	27	A	Old Dominion	50 67	51	A	Charlotte	59 63	104	H	VCU	51 39
				34	H	Western Ky.	65 81	51	H	Charlotte	55 59	122	H	UAB	68 74
								57	H	Middle Tenn.	69 77	157	H	Tulane	58 62
								64	A	Rice	64 75	191	A	Fla. Atlantic	71 67
												196	A	Houston	60 75
												221	H	UTEP	72 89
												230	H	Marshall	65 80
												239	H	Southeastern La.	62 54
												247	H	South Alabama	62 55
												259	A	North Texas	65 57
												263	A	Louisiana Tech	63 61
												263	H	Louisiana Tech	66 60
												290	H	Ole Miss	59 53
												304	A	FIU	58 53
												312	H	UTSA	82 65
												350	A	La.-Monroe	57 42
												351	H	Mississippi Val.	84 80
LAST 10 Division I															
				51	H	Charlotte	55 59	230	H	Marshall	65 80				
				263	A	Louisiana Tech	63 61	51	A	Charlotte	59 63				
				304	A	FIU	58 53	27	A	Old Dominion	50 67				
				191	A	Fla. Atlantic	71 67	57	H	Middle Tenn.	69 77				
				34	H	Western Ky.	65 81	122	H	UAB	68 74				

Non-Div I Games: Faulkner 71 59 William Carey 77 47

Southern Miss.

Average RPI Win: 327		WON-LOST	WINNING	LAST 10	STRENGTH OF	OPP. STRENGTH	TEAM	ADJ.	CONF.	ADJ CONF.
Average RPI Loss: 122		RECORD	PCT. RANK	GAMES	SCHEDULE	OF SCHEDULE	RPI	RPI	RPI	RPI
DIV. I ONLY		11- 13	202	8-2	325	304	246	246	32	32
DIV. I NON-CONF.		0- 9	338	0	77	9	299	299	31	31

TOTALS	RPI 1-25	RPI 26-50	W-L RECORDS	RPI 51-100	RPI 101-150	RPI 150+
11- 13	0- 0	0- 3	OVERALL	0- 3	0- 2	11- 5
6- 1	0- 0	0- 0	HOME	0- 0	0- 0	6- 1
5- 10	0- 0	0- 3	AWAY	0- 3	0- 1	5- 3
0- 2	0- 0	0- 0	NEUTRAL	0- 0	0- 1	0- 1
0- 9	0- 0	0- 3	NON-CONFERENCE	0- 3	0- 1	0- 2
0- 0	0- 0	0- 0	HOME	0- 0	0- 0	0- 0
0- 7	0- 0	0- 3	AWAY	0- 3	0- 0	0- 1
0- 2	0- 0	0- 0	NEUTRAL	0- 0	0- 1	0- 1
11- 4	0- 0	0- 0	CONFERENCE	0- 0	0- 1	11- 3
6- 1	0- 0	0- 0	HOME	0- 0	0- 0	6- 1
5- 3	0- 0	0- 0	AWAY	0- 0	0- 1	5- 2
0- 0	0- 0	0- 0	NEUTRAL	0- 0	0- 0	0- 0

RPI 1-25				RPI 26-50				RPI 51-100				RPI 101+ Team's RPI: 246			
RPI	S	Opponent	Score	RPI	S	Opponent	Score	RPI	S	Opponent	Score	RPI	S	Opponent	Score
				44	A	Texas	39 93	56	A	Iowa St.	36 69	108	N	Washington St.	54 69
				45	A	Rutgers	58 78	87	A	Nebraska	39 73	146	A	Texas Southern	56 61
				48	A	Oklahoma St.	59 72	89	A	Fordham	52 65	152	A	Jackson St.	57 60
												152	H	Jackson St.	51 72
												163	A	Wichita St.	63 69
												249	N	UNC Asheville	34 53
												250	A	Alabama A&M	57 59
												250	H	Alabama A&M	55 46
												292	A	Prairie View	68 48
												329	A	Alabama St.	61 51
												329	H	Alabama St.	69 47
												332	H	Alcorn	74 57
												337	A	Ark.-Pine Bluff	70 43
												337	H	Ark.-Pine Bluff	85 61
												346	A	Grambling	70 51
												346	H	Grambling	81 57
												351	A	Mississippi Val.	84 54
												351	H	Mississippi Val.	71 40
LAST 10 Division I															
				250	A	Alabama A&M	57 59	346	A	Grambling	70 51				
				329	A	Alabama St.	61 51	332	H	Alcorn	74 57				
				351	H	Mississippi Val.	71 40	250	H	Alabama A&M	55 46				
				337	H	Ark.-Pine Bluff	85 61	329	H	Alabama St.	69 47				
				152	A	Jackson St.	57 60	351	A	Mississippi Val.	84 54				

Non-Div I Games:	Tougaloo	100	39	Wiley	78	55
------------------	----------	-----	----	-------	----	----

Southern U.

Loss, Non-Conf, S Site, H Home A Away N Neutral

Southern Utah

Through Games Of Feb. 26, 2020

Average RPI Win:	246	WON-LOST	WINNING	LAST 10	STRENGTH OF	OPP. STRENGTH	TEAM	ADJ.	CONF.	ADJ CONF.
Average RPI Loss:	180	RECORD	PCT. RANK	GAMES	SCHEDULE	OF SCHEDULE	RPI	RPI	RPI	RPI
DIV. I ONLY	15- 10	107	7-3	280	254	177	177	18	18	
DIV. I NON-CONF.	6- 3	90	0	212	307	113	113	17	17	
TOTALS	RPI 1-25	RPI 26-50	W-L RECORDS	RPI 51-100	RPI 101-150	RPI 150+				
15- 10	0- 1	0- 0	OVERALL	0- 1	0- 1	15- 7				
11- 2	0- 0	0- 0	HOME	0- 0	0- 1	11- 1				
4- 8	0- 1	0- 0	AWAY	0- 1	0- 0	4- 6				
0- 0	0- 0	0- 0	NEUTRAL	0- 0	0- 0	0- 0				
6- 3	0- 1	0- 0	NON-CONFERENCE	0- 0	0- 0	6- 2				
5- 0	0- 0	0- 0	HOME	0- 0	0- 0	5- 0				
1- 3	0- 1	0- 0	AWAY	0- 0	0- 0	1- 2				
0- 0	0- 0	0- 0	NEUTRAL	0- 0	0- 0	0- 0				
9- 7	0- 0	0- 0	CONFERENCE	0- 1	0- 1	9- 5				
6- 2	0- 0	0- 0	HOME	0- 0	0- 1	6- 1				
3- 5	0- 0	0- 0	AWAY	0- 1	0- 0	3- 4				
0- 0	0- 0	0- 0	NEUTRAL	0- 0	0- 0	0- 0				

RPI 1-25				RPI 26-50				RPI 51-100				RPI 101+ Team's RPI: 177			
RPI	S	Opponent	Score	RPI	S	Opponent	Score	RPI	S	Opponent	Score	RPI	S	Opponent	Score
16	A	Oregon St.	45 95					80	A	Montana St.	65 91	124	H	Idaho	56 71
												161	A	Northern Ariz.	76 84
												161	H	Northern Ariz.	82 64
												164	A	Montana	74 81
												169	A	Idaho St.	54 73
												169	H	Idaho St.	72 65
												205	H	UNLV	72 68
												215	A	Portland St.	81 72
												215	H	Portland St.	71 58
												217	H	Oral Roberts	72 58
												223	A	Northern Colo.	68 55
												223	H	Northern Colo.	64 50
												226	A	Grand Canyon	65 69
												228	H	Cal St. Fullerton	79 63
												244	A	Denver	73 81
												288	H	UC Irvine	82 68
												300	A	Utah Valley	71 58
												301	H	Eastern Wash.	71 50
												302	H	UC Riverside	79 68
												306	A	Sacramento St.	82 87
												306	H	Sacramento St.	62 71
												320	A	Weber St.	87 71
												320	H	Weber St.	82 66
LAST 10 Division I															
				320	H	Weber St.	82 66					223	A	Northern Colo.	68 55
				223	H	Northern Colo.	64 50					169	A	Idaho St.	54 73
				161	H	Northern Ariz.	82 64					320	A	Weber St.	87 71
				306	H	Sacramento St.	62 71					124	H	Idaho	56 71
				215	A	Portland St.	81 72					301	H	Eastern Wash.	71 50

Non-Div I Games:

Southern Utah

■ Loss,
 ■ Non-Conf,
 ■ S Site,
 ■ H Home
 ■ A Away
 N Neutral

St. Francis Brooklyn

Through Games Of Feb. 26, 2020

Average RPI Win:	311	WON-LOST	WINNING	LAST 10	STRENGTH OF	OPP. STRENGTH	TEAM	ADJ.	CONF.	ADJ CONF.
Average RPI Loss:	190	RECORD	PCT. RANK	GAMES	SCHEDULE	OF SCHEDULE	RPI	RPI	RPI	RPI
DIV. I ONLY	7- 18	297	3-7	244	328	310	310	30	30	
DIV. I NON-CONF.	3- 7	252	0	163	238	251	251	30	30	
TOTALS	RPI 1-25	RPI 26-50	W-L RECORDS	RPI 51-100	RPI 101-150	RPI 150+				
7- 18	0- 1	0- 1	OVERALL	0- 2	0- 5	7- 9				
5- 6	0- 0	0- 0	HOME	0- 1	0- 2	5- 3				
2- 10	0- 1	0- 1	AWAY	0- 1	0- 2	2- 5				
0- 2	0- 0	0- 0	NEUTRAL	0- 0	0- 1	0- 1				
3- 7	0- 1	0- 1	NON-CONFERENCE	0- 2	0- 1	3- 2				
2- 1	0- 0	0- 0	HOME	0- 1	0- 0	2- 0				
1- 4	0- 1	0- 1	AWAY	0- 1	0- 0	1- 1				
0- 2	0- 0	0- 0	NEUTRAL	0- 0	0- 1	0- 1				
4- 11	0- 0	0- 0	CONFERENCE	0- 0	0- 4	4- 7				
3- 5	0- 0	0- 0	HOME	0- 0	0- 2	3- 3				
1- 6	0- 0	0- 0	AWAY	0- 0	0- 2	1- 4				
0- 0	0- 0	0- 0	NEUTRAL	0- 0	0- 0	0- 0				

RPI 1-25				RPI 26-50				RPI 51-100				RPI 101+ Team's RPI: 310			
RPI	S	Opponent	Score	RPI	S	Opponent	Score	RPI	S	Opponent	Score	RPI	S	Opponent	Score
9	A	Princeton	44 76	35	A	Marquette	71 92	76	A	Boston College	69 106	117	N	Pacific	62 71
								81	H	Stony Brook	73 86	132	A	Robert Morris	44 69
												132	H	Robert Morris	59 70
												142	A	Mt. St. Mary's	60 69
												142	H	Mt. St. Mary's	62 67
												185	A	Merrimack	54 80
												264	H	Loyola Maryland	89 78
												270	A	Saint Francis (PA)	72 82
												270	H	Saint Francis (PA)	59 67
												281	A	Wagner	66 74
												281	H	Wagner	53 74
												295	H	Army West Point	70 64
												296	N	Ga. Southern	47 78
												309	H	Sacred Heart	71 70
												316	H	Fairleigh Dickinson	57 62
												322	A	Albany (NY)	49 41
												324	A	Bryant	59 78
												324	H	Bryant	80 77
												326	A	NJIT	69 88
												330	A	LIU Brooklyn	71 54
												330	H	LIU Brooklyn	88 63
LAST 10 Division I															
				281	H	Wagner	53 74					185	A	Merrimack	54 80
				324	H	Bryant	80 77					309	H	Sacred Heart	71 70
				330	A	LIU Brooklyn	71 54					132	H	Robert Morris	59 70
				324	A	Bryant	59 78					270	H	Saint Francis (PA)	59 67
				142	H	Mt. St. Mary's	62 67					142	A	Mt. St. Mary's	60 69

Non-Div I Games: East Stroudsburg 84 62

St. Francis Brooklyn

Loss, Non-Conf, S Site, H Home A Away N Neutral

St. John's (NY)

Through Games Of Feb. 26, 2020

Average RPI Win:	158	WON-LOST	WINNING	LAST 10	STRENGTH OF	OPP. STRENGTH	TEAM	ADJ.	CONF.	ADJ CONF.
Average RPI Loss:	69	RECORD	PCT. RANK	GAMES	SCHEDULE	OF SCHEDULE	RPI	RPI	RPI	RPI
DIV. I ONLY	16- 11	119	6-4	57	81	61	61	6	6	
DIV. I NON-CONF.	7- 4	100	0	66	189	57	57	6	6	
TOTALS	RPI 1-25	RPI 26-50	W-L RECORDS	RPI 51-100	RPI 101-150	RPI 150+				
16- 11	0- 2	2- 4	OVERALL	4- 3	2- 0	8- 2				
9- 3	0- 1	1- 1	HOME	1- 1	2- 0	5- 0				
7- 7	0- 1	1- 3	AWAY	3- 1	0- 0	3- 2				
0- 1	0- 0	0- 0	NEUTRAL	0- 1	0- 0	0- 0				
7- 4	0- 0	0- 2	NON-CONFERENCE	1- 1	2- 0	4- 1				
5- 0	0- 0	0- 0	HOME	0- 0	2- 0	3- 0				
2- 3	0- 0	0- 2	AWAY	1- 0	0- 0	1- 1				
0- 1	0- 0	0- 0	NEUTRAL	0- 1	0- 0	0- 0				
9- 7	0- 2	2- 2	CONFERENCE	3- 2	0- 0	4- 1				
4- 3	0- 1	1- 1	HOME	1- 1	0- 0	2- 0				
5- 4	0- 1	1- 1	AWAY	2- 1	0- 0	2- 1				
0- 0	0- 0	0- 0	NEUTRAL	0- 0	0- 0	0- 0				

RPI 1-25				RPI 26-50				RPI 51-100				RPI 101+			
RPI	S	Opponent	Score	RPI	S	Opponent	Score	RPI	S	Opponent	Score	RPI	S	Opponent	Score
20	A	DePaul	69 74	26	A	Florida St.	70 74	62	N	IUPUI	78 85	112	H	Wake Forest	82 74
20	H	DePaul	65 71	35	A	Marquette	85 94	67	A	Yale	80 66	140	H	Massachusetts	82 71
				35	H	Marquette	57 67	72	A	Villanova	64 66	167	H	Lafayette	76 44
				41	A	James Madison	73 76	72	H	Villanova	62 67	168	A	Providence	53 54
				43	A	Creighton	77 70	74	A	Seton Hall	82 66	168	H	Providence	64 58
				43	H	Creighton	63 58	74	H	Seton Hall	77 76	205	A	UNLV	75 79
								90	A	Butler	67 42	227	H	Fairfield	71 69
												240	A	Georgetown	74 68
												240	H	Georgetown	71 54
												256	A	Xavier	75 67
												294	A	St. Bonaventure	68 56
												295	H	Army West Point	96 60
LAST 10 Division I															
				74	H	Seton Hall	77 76	240	A	Georgetown	74 68				
				168	A	Providence	53 54	72	A	Villanova	64 66				
				43	A	Creighton	77 70	74	A	Seton Hall	82 66				
				35	H	Marquette	57 67	43	H	Creighton	63 58				
				20	H	DePaul	65 71	168	H	Providence	64 58				

Non-Div I Games:

St. John's (NY)

■ Loss,
 ■ Non-Conf,
 ■ S Site,
 ■ H Home
 ■ A Away
 N Neutral

Average RPI Win:	116	WON-LOST	WINNING	LAST 10	STRENGTH OF	OPP. STRENGTH	TEAM	ADJ.	CONF.	ADJ CONF.
Average RPI Loss:	15	RECORD	PCT. RANK	GAMES	SCHEDULE	OF SCHEDULE	RPI	RPI	RPI	RPI
DIV. I ONLY	24- 4	15	8-2	25	1	8	8	1	1	
DIV. I NON-CONF.	11- 1	13	0	61	33	8	8	2	2	
TOTALS	RPI 1-25	RPI 26-50	W-L RECORDS	RPI 51-100	RPI 101-150	RPI 150+				
24- 4	5- 3	0- 1	OVERALL	5- 0	9- 0	5- 0				
14- 2	3- 2	0- 0	HOME	3- 0	5- 0	3- 0				
7- 2	1- 1	0- 1	AWAY	1- 0	4- 0	1- 0				
3- 0	1- 0	0- 0	NEUTRAL	1- 0	0- 0	1- 0				
11- 1	3- 0	0- 1	NON-CONFERENCE	2- 0	1- 0	5- 0				
7- 0	2- 0	0- 0	HOME	1- 0	1- 0	3- 0				
1- 1	0- 0	0- 1	AWAY	0- 0	0- 0	1- 0				
3- 0	1- 0	0- 0	NEUTRAL	1- 0	0- 0	1- 0				
13- 3	2- 3	0- 0	CONFERENCE	3- 0	8- 0	0- 0				
7- 2	1- 2	0- 0	HOME	2- 0	4- 0	0- 0				
6- 1	1- 1	0- 0	AWAY	1- 0	4- 0	0- 0				
0- 0	0- 0	0- 0	NEUTRAL	0- 0	0- 0	0- 0				

RPI	S	Opponent	Score	RPI	S	Opponent	Score	RPI	S	Opponent	Score	RPI	S	Opponent	Score
1	A	Oregon	55 87	44	A	Texas	64 69	54	H	Tennessee	78 51	108	A	Washington St.	71 49
1	H	Oregon	66 74					73	A	Colorado	69 66	108	H	Washington St.	77 58
12	H	UCLA	69 79					73	H	Colorado	76 68	109	A	Utah	97 64
13	H	Gonzaga	76 70					83	H	Southern California	79 59	109	H	Utah	82 49
15	N	Mississippi St.	67 62					98	N	Syracuse	77 59	127	A	Washington	58 41
16	A	Oregon St.	61 58									127	H	Washington	77 56
16	H	Oregon St.	63 60									136	A	California	79 65
23	H	Ohio St.	71 52									136	H	California	73 40
												143	H	Buffalo	88 69
												159	H	UC Davis	67 55
												223	H	Northern Colo.	90 36
												231	A	San Francisco	97 71
												299	N	California Baptist	83 78
												301	H	Eastern Wash.	92 27
LAST 10 Division I															
1	H	Oregon	66 74	12	H	UCLA	69 79								
16	H	Oregon St.	63 60	108	A	Washington St.	71 49								
73	A	Colorado	69 66	127	A	Washington	58 41								
109	A	Utah	97 64	109	H	Utah	82 49								
83	H	Southern California	79 59	73	H	Colorado	76 68								

Non-Div I Games:

Stanford

■ Loss,
■ Non-Conf, S Site,
■ Home
■ Away
N Neutral

Average RPI Win: 256	WON-LOST	WINNING	LAST 10	STRENGTH OF	OPP. STRENGTH	TEAM	ADJ.	CONF.	ADJ CONF.
Average RPI Loss: 116	RECORD	PCT. RANK	GAMES	SCHEDULE	OF SCHEDULE	RPI	RPI	RPI	RPI
DIV. I ONLY	9- 15	249	5-5	149	171	214	214	16	16
DIV. I NON-CONF.	3- 7	252	0	118	158	225	225	14	14
TOTALS	RPI 1-25	RPI 26-50	W-L RECORDS	RPI 51-100	RPI 101-150	RPI 150+			
9- 15	0- 1	0- 4	OVERALL	0- 1	1- 4	8- 5			
4- 6	0- 0	0- 1	HOME	0- 0	0- 3	4- 2			
5- 8	0- 1	0- 3	AWAY	0- 1	1- 1	4- 2			
0- 1	0- 0	0- 0	NEUTRAL	0- 0	0- 0	0- 1			
3- 7	0- 1	0- 2	NON-CONFERENCE	0- 1	0- 2	3- 1			
2- 2	0- 0	0- 0	HOME	0- 0	0- 2	2- 0			
1- 4	0- 1	0- 2	AWAY	0- 1	0- 0	1- 0			
0- 1	0- 0	0- 0	NEUTRAL	0- 0	0- 0	0- 1			
6- 8	0- 0	0- 2	CONFERENCE	0- 0	1- 2	5- 4			
2- 4	0- 0	0- 1	HOME	0- 0	0- 1	2- 2			
4- 4	0- 0	0- 1	AWAY	0- 0	1- 1	3- 2			
0- 0	0- 0	0- 0	NEUTRAL	0- 0	0- 0	0- 0			

RPI 1-25				RPI 26-50				RPI 51-100				RPI 101+ Team's RPI: 214			
RPI	S	Opponent	Score	RPI	S	Opponent	Score	RPI	S	Opponent	Score	RPI	S	Opponent	Score
21	A	Kentucky	48 67	31	A	FGCU	54 67	54	A	Tennessee	46 73	103	A	Liberty	53 73
				31	H	FGCU	47 89					103	H	Liberty	48 57
				38	A	UCF	40 66					107	H	Bethune-Cookman	55 59
				47	A	Penn	41 81					133	H	Holy Cross	63 75
												145	A	North Florida	60 52
												156	A	North Ala.	57 68
												156	H	North Ala.	69 60
												170	A	Jacksonville	52 57
												216	A	Kennesaw St.	67 61
												216	H	Kennesaw St.	67 70
												254	A	Lipscomb	48 34
												254	H	Lipscomb	59 65
												266	H	Tulsa	66 60
												270	N	Saint Francis (PA)	73 78
												277	A	Morehead St.	58 55
												326	A	NJIT	68 49
												326	H	NJIT	72 49
												338	H	Canisius	68 52
LAST 10 Division I															
326	A	NJIT	68 49	145	A	North Florida	60 52								
103	A	Liberty	53 73	254	A	Lipscomb	48 34								
156	H	North Ala.	69 60	326	H	NJIT	72 49								
216	H	Kennesaw St.	67 70	103	H	Liberty	48 57								
31	A	FGCU	54 67	156	A	North Ala.	57 68								

Non-Div I Games: Palm Beach Atl. 77 46 Trinity Baptist 116 40 Fla. National 80 37

Stetson

Average RPI Win:	252	WON-LOST	WINNING	LAST 10	STRENGTH OF	OPP. STRENGTH	TEAM	ADJ.	CONF.	ADJ CONF.
Average RPI Loss:	185	RECORD	PCT. RANK	GAMES	SCHEDULE	OF SCHEDULE	RPI	RPI	RPI	RPI
DIV. I ONLY	24- 3	10	8-2	320	288	81	81	26	26	
DIV. I NON-CONF.	11- 1	13	0	299	271	68	68	28	28	
TOTALS	RPI 1-25	RPI 26-50	W-L RECORDS	RPI 51-100	RPI 101-150	RPI 150+				
24- 3	0- 0	0- 1	OVERALL	1- 0	1- 0	22- 2				
11- 0	0- 0	0- 0	HOME	1- 0	0- 0	10- 0				
11- 3	0- 0	0- 1	AWAY	0- 0	0- 0	11- 2				
2- 0	0- 0	0- 0	NEUTRAL	0- 0	1- 0	1- 0				
11- 1	0- 0	0- 1	NON-CONFERENCE	1- 0	1- 0	9- 0				
4- 0	0- 0	0- 0	HOME	1- 0	0- 0	3- 0				
5- 1	0- 0	0- 1	AWAY	0- 0	0- 0	5- 0				
2- 0	0- 0	0- 0	NEUTRAL	0- 0	1- 0	1- 0				
13- 2	0- 0	0- 0	CONFERENCE	0- 0	0- 0	13- 2				
7- 0	0- 0	0- 0	HOME	0- 0	0- 0	7- 0				
6- 2	0- 0	0- 0	AWAY	0- 0	0- 0	6- 2				
0- 0	0- 0	0- 0	NEUTRAL	0- 0	0- 0	0- 0				

RPI S	Opponent	Score	RPI S	Opponent	Score	RPI S	Opponent	Score	RPI S	Opponent	Score
37	A Arkansas	58 88	52	H Bucknell	78 73	148	N Western Mich.	50 47	165	A Binghamton	67 60
						165	H Binghamton	58 54	174	A Maine	62 64
						174	H Maine	73 69	207	H Manhattan	59 54
						220	H Iona	59 40	225	A UMass Lowell	89 69
						225	H UMass Lowell	60 41	241	N Morgan St.	63 56
						275	A New Hampshire	53 44	275	H New Hampshire	52 50
						281	A Wagner	66 45	286	A UMBC	66 49
						286	H UMBC	57 45	289	A Pittsburgh	59 56
						297	A Vermont	72 68	297	H Vermont	67 49
						309	H Sacred Heart	54 50	310	A St. Francis Brooklyn	86 73
						317	A Hofstra	81 38	322	A Albany (NY)	73 53
						330	A LIU Brooklyn	80 49	345	A Hartford	67 70
						345	H Hartford	66 55			
LAST 10 Division I											
345	A Hartford	67 70	225	A UMass Lowell	89 69	286	A UMBC	66 49	225	H UMass Lowell	60 41
174	A Maine	62 64	165	A Binghamton	67 60	322	A Albany (NY)	73 53	345	H Hartford	66 55
297	A Vermont	72 68	309	H Sacred Heart	54 50	317	A Hofstra	81 38			
165	H Binghamton	58 54	275	H New Hampshire	52 50	281	A Wagner	66 45			
275	H New Hampshire	52 50	286	A UMBC	66 49	297	A Vermont	72 68			

Non-Div I Games: Molloy 66 49

Stony Brook

Average RPI Win:	164	WON-LOST	WINNING	LAST 10	STRENGTH OF	OPP. STRENGTH	TEAM	ADJ.	CONF.	ADJ CONF.
Average RPI Loss:	58	RECORD	PCT. RANK	GAMES	SCHEDULE	OF SCHEDULE	RPI	RPI	RPI	RPI
DIV. I ONLY	15- 12	148	6-4	77	20	98	98	5	5	
DIV. I NON-CONF.	6- 5	151	0	88	26	123	123	4	4	
TOTALS	RPI 1-25	RPI 26-50	W-L RECORDS	RPI 51-100	RPI 101-150	RPI 150+				
15- 12	1- 4	2- 2	OVERALL	3- 2	2- 4	7- 0				
10- 3	1- 2	2- 0	HOME	1- 1	1- 0	5- 0				
3- 6	0- 1	0- 2	AWAY	1- 0	1- 3	1- 0				
2- 3	0- 1	0- 0	NEUTRAL	1- 1	0- 1	1- 0				
6- 5	0- 2	0- 1	NON-CONFERENCE	2- 1	0- 1	4- 0				
4- 1	0- 1	0- 0	HOME	1- 0	0- 0	3- 0				
0- 1	0- 0	0- 1	AWAY	0- 0	0- 0	0- 0				
2- 3	0- 1	0- 0	NEUTRAL	1- 1	0- 1	1- 0				
9- 7	1- 2	2- 1	CONFERENCE	1- 1	2- 3	3- 0				
6- 2	1- 1	2- 0	HOME	0- 1	1- 0	2- 0				
3- 5	0- 1	0- 1	AWAY	1- 0	1- 3	1- 0				
0- 0	0- 0	0- 0	NEUTRAL	0- 0	0- 0	0- 0				

RPI 1-25				RPI 26-50				RPI 51-100 Team's RPI: 98				RPI 101+			
RPI	S	Opponent	Score	RPI	S	Opponent	Score	RPI	S	Opponent	Score	RPI	S	Opponent	Score
1	H	Oregon	64 81	26	H	Florida St.	90 89	59	N	West Virginia	69 71	101	A	Miami (FL)	62 77
6	A	Louisville	58 62	32	A	Michigan	76 84	60	H	Ohio	66 54	112	A	Wake Forest	60 65
6	H	Louisville	59 51	39	H	Virginia Tech	67 65	65	H	Georgia Tech	64 82	115	A	Notre Dame	70 72
8	N	Stanford	59 77	46	A	Virginia	41 57	76	A	Boston College	89 79	115	H	Notre Dame	74 63
25	H	Duke	58 88					85	N	Michigan St.	77 63	116	A	North Carolina	74 56
												129	N	Green Bay	73 79
												196	N	Houston	87 62
												224	H	Clemson	59 46
												286	H	UMBC	82 48
												289	A	Pittsburgh	69 51
												289	H	Pittsburgh	71 53
												322	H	Albany (NY)	75 53
												325	H	UMES	65 50
LAST 10 Division I															
				115	A	Notre Dame	70 72	76	A	Boston College	89 79				
				224	H	Clemson	59 46	46	A	Virginia	41 57				
				289	H	Pittsburgh	71 53	39	H	Virginia Tech	67 65				
				116	A	North Carolina	74 56	112	A	Wake Forest	60 65				
				6	H	Louisville	59 51	25	H	Duke	58 88				

Non-Div I Games:

Syracuse

■ Loss,
■ Non-Conf,
■ S Site,
■ H Home
■ A Away
N Neutral

Average RPI Win:	121	WON-LOST	WINNING	LAST 10	STRENGTH OF	OPP. STRENGTH	TEAM	ADJ.	CONF.	ADJ CONF.
Average RPI Loss:	44	RECORD	PCT. RANK	GAMES	SCHEDULE	OF SCHEDULE	RPI	RPI	RPI	RPI
DIV. I ONLY	20- 6	36	7-3	20	26	19	19	3	3	
DIV. I NON-CONF.	9- 2	37	0	106	90	32	32	3	3	
TOTALS	RPI 1-25	RPI 26-50	W-L RECORDS	RPI 51-100	RPI 101-150	RPI 150+				
20- 6	0- 3	3- 1	OVERALL	8- 1	4- 1	5- 0				
12- 3	0- 1	1- 1	HOME	5- 0	3- 1	3- 0				
8- 3	0- 2	2- 0	AWAY	3- 1	1- 0	2- 0				
0- 0	0- 0	0- 0	NEUTRAL	0- 0	0- 0	0- 0				
9- 2	0- 1	0- 0	NON-CONFERENCE	2- 1	2- 0	5- 0				
7- 0	0- 0	0- 0	HOME	2- 0	2- 0	3- 0				
2- 2	0- 1	0- 0	AWAY	0- 1	0- 0	2- 0				
0- 0	0- 0	0- 0	NEUTRAL	0- 0	0- 0	0- 0				
11- 4	0- 2	3- 1	CONFERENCE	6- 0	2- 1	0- 0				
5- 3	0- 1	1- 1	HOME	3- 0	1- 1	0- 0				
6- 1	0- 1	2- 0	AWAY	3- 0	1- 0	0- 0				
0- 0	0- 0	0- 0	NEUTRAL	0- 0	0- 0	0- 0				

RPI	S	Opponent	Score	RPI	S	Opponent	Score	RPI	S	Opponent	Score	RPI	S	Opponent	Score
4	A	Baylor	62 81	44	A	Texas	65 63	56	A	Iowa St.	77 74	110	A	Kansas	87 74
4	H	Baylor	57 66	44	H	Texas	67 77	56	H	Iowa St.	82 72	110	H	Kansas	73 59
14	A	Texas A&M	68 70	48	A	Oklahoma St.	72 68	57	A	Middle Tenn.	70 82	111	H	Auburn	80 65
				48	H	Oklahoma St.	49 37	59	H	West Virginia	73 60	132	H	Robert Morris	66 61
								60	H	Ohio	79 72	141	H	Texas Tech	76 80
								66	A	Oklahoma	82 63	188	H	Cornell	59 49
								93	A	Kansas St.	54 52	222	A	SMU	57 56
								93	H	Kansas St.	65 61	258	H	Texas St.	79 52
								100	H	Boise St.	77 65	269	H	Nicholls St.	72 47
												295	A	Army West Point	66 52
LAST 10 Division I															
				44	H	Texas	67 77	110	A	Kansas	87 74				
				48	H	Oklahoma St.	49 37	93	H	Kansas St.	65 61				
				93	A	Kansas St.	54 52	48	A	Oklahoma St.	72 68				
				56	H	Iowa St.	82 72	59	H	West Virginia	73 60				
				4	A	Baylor	62 81	4	H	Baylor	57 66				

Non-Div I Games:

TCU

Average RPI Win: 155	WON-LOST	WINNING	LAST 10	STRENGTH OF	OPP. STRENGTH	TEAM	ADJ.	CONF.	ADJ CONF.
Average RPI Loss: 100	RECORD	PCT. RANK	GAMES	SCHEDULE	OF SCHEDULE	RPI	RPI	RPI	RPI
DIV. I ONLY	15- 12	148	4-6	48	82	94	94	9	9
DIV. I NON-CONF.	8- 5	117	1-0	34	85	62	62	10	10
TOTALS	RPI 1-25	RPI 26-50	W-L RECORDS	RPI 51-100	RPI 101-150	RPI 150+			
15- 12	0- 2	2- 3	OVERALL	3- 2	1- 1	9- 4			
10- 4	0- 2	2- 1	HOME	2- 0	1- 0	5- 1			
5- 6	0- 0	0- 1	AWAY	1- 2	0- 0	4- 3			
0- 2	0- 0	0- 1	NEUTRAL	0- 0	0- 1	0- 0			
8- 5	0- 1	1- 2	NON-CONFERENCE	2- 0	1- 1	4- 1			
5- 2	0- 1	1- 1	HOME	1- 0	1- 0	2- 0			
3- 1	0- 0	0- 0	AWAY	1- 0	0- 0	2- 1			
0- 2	0- 0	0- 1	NEUTRAL	0- 0	0- 1	0- 0			
7- 7	0- 1	1- 1	CONFERENCE	1- 2	0- 0	5- 3			
5- 2	0- 1	1- 0	HOME	1- 0	0- 0	3- 1			
2- 5	0- 0	0- 1	AWAY	0- 2	0- 0	2- 2			
0- 0	0- 0	0- 0	NEUTRAL	0- 0	0- 0	0- 0			

RPI	S	Opponent	Score	RPI	S	Opponent	Score	RPI	S	Opponent	Score	RPI	S	Opponent	Score
2	H	South Carolina	71 78	31	H	FGCU	67 93	52	A	Bucknell	72 61	116	N	North Carolina	58 71
5	H	UConn	54 83	38	A	UCF	64 67	71	A	South Fla.	51 99	125	H	Duquesne	85 72
				38	H	UCF	67 65	71	H	South Fla.	69 66	163	A	Wichita St.	70 72
				43	N	Creighton	59 69	72	H	Villanova	74 69	163	H	Wichita St.	75 85
				47	H	Penn	76 72	82	A	Cincinnati	81 86	180	A	Towson	74 59
												190	A	La Salle	72 69
												192	H	Memphis	78 64
												196	A	Houston	61 58
												196	H	Houston	76 75
												222	H	SMU	85 62
												227	H	Fairfield	77 59
												238	A	Saint Joseph's	63 67
												245	A	East Carolina	50 56
												256	H	Xavier	78 65
												266	A	Tulsa	74 65
LAST 10 Division I															
38	A	UCF	64 67	163	H	Wichita St.	75 85								
245	A	East Carolina	50 56	38	H	UCF	67 65								
192	H	Memphis	78 64	82	A	Cincinnati	81 86								
196	H	Houston	76 75	47	H	Penn	76 72								
71	A	South Fla.	51 99	163	A	Wichita St.	70 72								

Non-Div I Games:

Temple

Tennessee

Through Games Of Feb. 26, 2020

Average RPI Win:	196	WON-LOST	WINNING	LAST 10	STRENGTH OF	OPP. STRENGTH	TEAM	ADJ.	CONF.	ADJ CONF.
Average RPI Loss:	20	RECORD	PCT. RANK	GAMES	SCHEDULE	OF SCHEDULE	RPI	RPI	RPI	RPI
DIV. I ONLY	18- 9	70	4-6	81	53	54	54	4	4	
DIV. I NON-CONF.	10- 3	57	0-1	269	135	109	109	5	5	
TOTALS	RPI 1-25	RPI 26-50	W-L RECORDS	RPI 51-100	RPI 101-150	RPI 150+				
18- 9	0- 6	1- 3	OVERALL	2- 0	5- 0	10- 0				
12- 3	0- 2	1- 1	HOME	2- 0	2- 0	7- 0				
6- 6	0- 4	0- 2	AWAY	0- 0	3- 0	3- 0				
0- 0	0- 0	0- 0	NEUTRAL	0- 0	0- 0	0- 0				
10- 3	0- 2	0- 1	NON-CONFERENCE	0- 0	1- 0	9- 0				
7- 1	0- 0	0- 1	HOME	0- 0	0- 0	7- 0				
3- 2	0- 2	0- 0	AWAY	0- 0	1- 0	2- 0				
0- 0	0- 0	0- 0	NEUTRAL	0- 0	0- 0	0- 0				
8- 6	0- 4	1- 2	CONFERENCE	2- 0	4- 0	1- 0				
5- 2	0- 2	1- 0	HOME	2- 0	2- 0	0- 0				
3- 4	0- 2	0- 2	AWAY	0- 0	2- 0	1- 0				
0- 0	0- 0	0- 0	NEUTRAL	0- 0	0- 0	0- 0				

RPI 1-25				RPI 26-50				RPI 51-100				Team's RPI: 54	RPI 101+			
RPI	S	Opponent	Score	RPI	S	Opponent	Score	RPI	S	Opponent	Score		RPI	S	Opponent	Score
2	A	South Carolina	48 69	30	A	LSU	65 75	63	H	Alabama	65 63		115	A	Notre Dame	74 63
5	A	UConn	45 60	30	H	LSU	63 58	69	H	Georgia	73 56		120	A	Vanderbilt	78 69
8	A	Stanford	51 78	37	A	Arkansas	75 83						120	H	Vanderbilt	67 63
14	H	Texas A&M	71 73	44	H	Texas	60 66						130	A	Florida	78 50
15	H	Mississippi St.	55 72										147	H	Missouri	77 66
21	A	Kentucky	76 80										214	H	Stetson	73 46
													215	A	Portland St.	88 61
													243	H	Central Ark.	63 36
													248	H	Howard	88 38
													274	H	Colorado St.	79 41
													280	H	Air Force	81 54
													290	A	Ole Miss	84 28
													291	A	ETSU	72 68
													334	H	Tennessee St.	73 43
													337	H	Ark.-Pine Bluff	92 51
LAST 10 Division I																
120	H	Vanderbilt	67 63	2	A	South Carolina	48 69									
37	A	Arkansas	75 83	120	A	Vanderbilt	78 69									
14	H	Texas A&M	71 73	30	H	LSU	63 58									
30	A	LSU	65 75	5	A	UConn	45 60									
15	H	Mississippi St.	55 72	63	H	Alabama	65 63									

Non-Div I Games:

Tennessee

■ Loss,
■ Non-Conf, S Site,
■ Home
■ Away
N Neutral

Average RPI Win:	257	WON-LOST	WINNING	LAST 10	STRENGTH OF	OPP. STRENGTH	TEAM	ADJ.	CONF.	ADJ CONF.
Average RPI Loss:	191	RECORD	PCT. RANK	GAMES	SCHEDULE	OF SCHEDULE	RPI	RPI	RPI	RPI
DIV. I ONLY	2- 22	344	2-8	208	286	334	334	20	20	
DIV. I NON-CONF.	0- 8	338	0	138	258	327	327	23	23	
TOTALS	RPI 1-25	RPI 26-50	W-L RECORDS	RPI 51-100	RPI 101-150	RPI 150+				
2- 22	0- 1	0- 1	OVERALL	0- 2	0- 3	2- 15				
1- 11	0- 0	0- 0	HOME	0- 0	0- 2	1- 9				
1- 11	0- 1	0- 1	AWAY	0- 2	0- 1	1- 6				
0- 0	0- 0	0- 0	NEUTRAL	0- 0	0- 0	0- 0				
0- 8	0- 1	0- 0	NON-CONFERENCE	0- 1	0- 2	0- 4				
0- 5	0- 0	0- 0	HOME	0- 0	0- 2	0- 3				
0- 3	0- 1	0- 0	AWAY	0- 1	0- 0	0- 1				
0- 0	0- 0	0- 0	NEUTRAL	0- 0	0- 0	0- 0				
2- 14	0- 0	0- 1	CONFERENCE	0- 1	0- 1	2- 11				
1- 6	0- 0	0- 0	HOME	0- 0	0- 0	1- 6				
1- 8	0- 0	0- 1	AWAY	0- 1	0- 1	1- 5				
0- 0	0- 0	0- 0	NEUTRAL	0- 0	0- 0	0- 0				

RPI S	Opponent	Score	RPI S	Opponent	Score	RPI S	Opponent	Score	RPI S	Opponent	Score	Team's RPI: 334
24	A Arizona	42 77	50	A UT Martin	71 88	54	A Tennessee	43 73	119	A Southeast Mo. St.	54 83	
						55	A Belmont	58 70	120	H Vanderbilt	55 106	
									128	H Columbia	65 75	
									156	H North Ala.	63 88	
									182	A Austin Peay	58 76	
									182	H Austin Peay	55 87	
									210	A Tennessee Tech	47 88	
									210	H Tennessee Tech	69 81	
									212	H Eastern Ill.	52 73	
									229	A Murray St.	62 100	
									229	H Murray St.	96 81	
									247	A South Alabama	48 70	
									254	H Lipscomb	64 74	
									255	A Jacksonville St.	48 70	
									277	A Morehead St.	60 69	
									277	H Morehead St.	47 84	
									285	A Eastern Ky.	67 64	
									285	H Eastern Ky.	55 61	
									332	H Alcorn	57 62	
									340	H SIUE	63 76	
LAST 10 Division I												
277	A Morehead St.	60 69	182	H Austin Peay	55 87							
285	A Eastern Ky.	67 64	210	A Tennessee Tech	47 88							
210	H Tennessee Tech	69 81	255	A Jacksonville St.	48 70							
55	A Belmont	58 70	229	A Murray St.	62 100							
229	H Murray St.	96 81	182	A Austin Peay	58 76							

Non-Div I Games: Wilberforce 83 65 Fisk 91 50

Tennessee St.

Through Games of Feb. 10, 1910				Through Games of Feb. 10, 1910						
Average RPI Win:	280	WON-LOST	WINNING	LAST 10	STRENGTH OF	OPP. STRENGTH	TEAM	ADJ.	CONF.	ADJ CONF.
Average RPI Loss:	110	RECORD	PCT. RANK	GAMES	SCHEDULE	OF SCHEDULE	RPI	RPI	RPI	RPI
DIV. I ONLY	15- 10	107	4-6	330	212	210	210	20	20	
DIV. I NON-CONF.	5- 4	140	0	345	139	237	237	23	23	
TOTALS	RPI 1-25	RPI 26-50	W-L RECORDS	RPI 51-100	RPI 101-150	RPI 150+				
15- 10	0- 0	0- 2	OVERALL	0- 3	0- 3	15- 2				
7- 4	0- 0	0- 1	HOME	0- 1	0- 1	7- 1				
7- 5	0- 0	0- 1	AWAY	0- 2	0- 2	7- 0				
1- 1	0- 0	0- 0	NEUTRAL	0- 0	0- 0	1- 1				
5- 4	0- 0	0- 0	NON-CONFERENCE	0- 2	0- 1	5- 1				
2- 0	0- 0	0- 0	HOME	0- 0	0- 0	2- 0				
2- 3	0- 0	0- 0	AWAY	0- 2	0- 1	2- 0				
1- 1	0- 0	0- 0	NEUTRAL	0- 0	0- 0	1- 1				
10- 6	0- 0	0- 2	CONFERENCE	0- 1	0- 2	10- 1				
5- 4	0- 0	0- 1	HOME	0- 1	0- 1	5- 1				
5- 2	0- 0	0- 1	AWAY	0- 0	0- 1	5- 0				
0- 0	0- 0	0- 0	NEUTRAL	0- 0	0- 0	0- 0				

RPI 1-25				RPI 26-50				RPI 51-100				RPI 101+				Team's RPI: 210	
RPI	S	Opponent	Score	RPI	S	Opponent	Score	RPI	S	Opponent	Score	RPI	S	Opponent	Score		
				50	A	UT Martin	62 71	55	H	Belmont	47 59	119	A	Southeast Mo. St.	72 87		
				50	H	UT Martin	65 86	57	A	Middle Tenn.	58 64	119	H	Southeast Mo. St.	59 72		
								99	A	Southern Ill.	65 76	120	A	Vanderbilt	61 75		
												175	A	Samford	72 57		
												179	N	Northern Ill.	74 82		
												182	H	Austin Peay	58 49		
												212	A	Eastern Ill.	75 62		
												229	H	Murray St.	77 72		
												254	H	Lipscomb	78 58		
												255	H	Jacksonville St.	50 66		
												277	A	Morehead St.	75 55		
												277	H	Morehead St.	82 75		
												285	A	Eastern Ky.	60 42		
												285	H	Eastern Ky.	87 82		
												333	N	Detroit Mercy	69 47		
												334	A	Tennessee St.	81 69		
												334	H	Tennessee St.	88 47		
												339	A	Western Caro.	62 58		
												340	A	SIUE	65 50		
												350	H	La.-Monroe	75 68		
LAST 10 Division I																	
				119	H	Southeast Mo. St.	59 72	50	A	UT Martin	62 71						
				50	H	UT Martin	65 86	334	H	Tennessee St.	88 47						
				334	A	Tennessee St.	81 69	55	H	Belmont	47 59						
				255	H	Jacksonville St.	50 66	285	H	Eastern Ky.	87 82						
				119	A	Southeast Mo. St.	72 87	277	H	Morehead St.	82 75						

Non-Div I Games: Tenn. Wesleyan 94 45 Cumberland (TN) 88 51

Tennessee Tech

■ Loss, ■ Non-Conf, S Site, H Home A Away N Neutral

Average RPI Win: 137	WON-LOST	WINNING	LAST 10	STRENGTH OF	OPP. STRENGTH	TEAM	ADJ.	CONF.	ADJ CONF.
Average RPI Loss: 66	RECORD	PCT. RANK	GAMES	SCHEDULE	OF SCHEDULE	RPI	RPI	RPI	RPI
DIV. I ONLY	17- 10	88	6-4	26	59	44	44	3	3
DIV. I NON-CONF.	8- 4	90	0	96	146	88	88	3	3
TOTALS	RPI 1-25	RPI 26-50	W-L RECORDS	RPI 51-100	RPI 101-150	RPI 150+			
17- 10	2- 4	1- 0	OVERALL	6- 4	3- 1	5- 1			
9- 5	1- 3	0- 0	HOME	2- 2	2- 0	4- 0			
7- 4	1- 0	1- 0	AWAY	4- 2	1- 1	0- 1			
1- 1	0- 1	0- 0	NEUTRAL	0- 0	0- 0	1- 0			
8- 4	1- 2	0- 0	NON-CONFERENCE	2- 1	0- 0	5- 1			
6- 1	1- 1	0- 0	HOME	1- 0	0- 0	4- 0			
1- 2	0- 0	0- 0	AWAY	1- 1	0- 0	0- 1			
1- 1	0- 1	0- 0	NEUTRAL	0- 0	0- 0	1- 0			
9- 6	1- 2	1- 0	CONFERENCE	4- 3	3- 1	0- 0			
3- 4	0- 2	0- 0	HOME	1- 2	2- 0	0- 0			
6- 2	1- 0	1- 0	AWAY	3- 1	1- 1	0- 0			
0- 0	0- 0	0- 0	NEUTRAL	0- 0	0- 0	0- 0			

RPI	S	Opponent	Score
4	H	Baylor	44 64
8	H	Stanford	69 64
19	A	TCU	77 67
19	H	TCU	63 65
22	N	NC State	73 84
24	H	Arizona	58 83

RPI	S	Opponent	Score
48	A	Oklahoma St.	61 56

Team's RPI: 44

RPI	S	Opponent	Score
54	A	Tennessee	66 60
56	A	Iowa St.	81 75
56	H	Iowa St.	51 69
59	A	West Virginia	63 68
59	H	West Virginia	50 44
60	H	Ohio	73 60
66	A	Oklahoma	70 53
71	A	South Fla.	57 64
93	A	Kansas St.	71 63
93	H	Kansas St.	54 60

RPI	S	Opponent	Score
110	A	Kansas	67 82
110	H	Kansas	85 77
141	A	Texas Tech	81 66
141	H	Texas Tech	92 66
197	A	Hawaii	60 73
246	H	Southern U.	93 39
259	N	North Texas	63 57
312	H	UTSA	84 53
314	H	UTRGV	85 69
335	H	Northwestern St.	91 49

LAST 10 Division I

19	A	TCU	77 67	141	A	Texas Tech	81 66
93	H	Kansas St.	54 60	4	H	Baylor	44 64
59	H	West Virginia	50 44	66	A	Oklahoma	70 53
110	A	Kansas	67 82	48	A	Oklahoma St.	61 56
56	H	Iowa St.	51 69	110	H	Kansas	85 77

Non-Div I Games:

Texas

 Loss,
 Non-Conf, S Site,
 Home
 Away
 N Neutral

Average RPI Win: 113		WON-LOST	WINNING	LAST 10	STRENGTH OF	OPP. STRENGTH	TEAM	ADJ.	CONF.	ADJ CONF.
Average RPI Loss: 24		RECORD	PCT. RANK	GAMES	SCHEDULE	OF SCHEDULE	RPI	RPI	RPI	RPI
DIV. I ONLY		22- 5	26	8-2	24	17	14	14	4	4
DIV. I NON-CONF.		12- 1	10	0	35	20	7	7	5	5
TOTALS		RPI 1-25	RPI 26-50		W-L RECORDS		RPI 51-100	RPI 101-150	RPI 150+	
22- 5	2- 2	2- 3		OVERALL		9- 0	4- 0	5- 0		
14- 1	2- 0	1- 1		HOME		2- 0	4- 0	5- 0		
6- 3	0- 2	1- 1		AWAY		5- 0	0- 0	0- 0		
2- 1	0- 0	0- 1		NEUTRAL		2- 0	0- 0	0- 0		
12- 1	2- 0	1- 1		NON-CONFERENCE		5- 0	0- 0	4- 0		
8- 0	2- 0	1- 0		HOME		1- 0	0- 0	4- 0		
2- 0	0- 0	0- 0		AWAY		2- 0	0- 0	0- 0		
2- 1	0- 0	0- 1		NEUTRAL		2- 0	0- 0	0- 0		
10- 4	0- 2	1- 2		CONFERENCE		4- 0	4- 0	1- 0		
6- 1	0- 0	0- 1		HOME		1- 0	4- 0	1- 0		
4- 3	0- 2	1- 1		AWAY		3- 0	0- 0	0- 0		
0- 0	0- 0	0- 0		NEUTRAL		0- 0	0- 0	0- 0		

RPI	S	Opponent	Score	RPI	S	Opponent	Score	RPI	S	Opponent	Score	RPI	S	Opponent	Score
15	A	Mississippi St.	57 69	26	N	Florida St.	58 80	54	A	Tennessee	73 71	111	H	Auburn	84 54
19	H	TCU	70 68	30	A	LSU	58 59	63	A	Alabama	79 74	120	H	Vanderbilt	74 53
21	A	Kentucky	54 76	30	H	LSU	54 57	64	A	Rice	62 61	130	H	Florida	69 42
25	H	Duke	79 58	37	A	Arkansas	84 77	65	N	Georgia Tech	60 48	147	H	Missouri	72 53
				48	H	Oklahoma St.	74 62	69	A	Georgia	64 47	195	H	Little Rock	78 35
								69	H	Georgia	64 63	196	H	Houston	72 43
								80	N	Montana St.	78 67	243	H	Central Ark.	76 46
								83	A	Southern California	74 64	290	H	Ole Miss	79 35
								91	H	A&M-Corpus Christi	85 48	292	H	Prairie View	80 38
LAST 10 Division I															
111	H	Auburn	84 54	30	A	LSU	58 59	69	H	Georgia	64 63	147	H	Missouri	72 53
69	A	Georgia	64 47	63	A	Alabama	79 74	120	H	Vanderbilt	74 53	195	H	Little Rock	78 35
54	A	Tennessee	73 71	64	A	Rice	62 61	196	H	Houston	72 43	243	H	Central Ark.	76 46
120	H	Vanderbilt	74 53	65	N	Georgia Tech	60 48	290	H	Ole Miss	79 35	292	H	Prairie View	80 38
15	A	Mississippi St.	57 69	69	H	Georgia	64 47								

Non-Div I Games:

Texas A&M

Texas Southern

Through Games Of Feb. 26, 2020

Average RPI Win:	272	WON-LOST	WINNING	LAST 10	STRENGTH OF	OPP. STRENGTH	TEAM	ADJ.	CONF.	ADJ CONF.
Average RPI Loss:	108	RECORD	PCT. RANK	GAMES	SCHEDULE	OF SCHEDULE	RPI	RPI	RPI	RPI
DIV. I ONLY	16- 9	85	8-2	285	278	146	146	32	32	
DIV. I NON-CONF.	5- 6	187	0	29	22	50	50	31	31	
TOTALS	RPI 1-25	RPI 26-50	W-L RECORDS	RPI 51-100	RPI 101-150	RPI 150+				
16- 9	0- 2	0- 0	OVERALL	1- 2	1- 2	14- 3				
7- 1	0- 0	0- 0	HOME	1- 0	0- 0	6- 1				
9- 6	0- 2	0- 0	AWAY	0- 2	1- 0	8- 2				
0- 2	0- 0	0- 0	NEUTRAL	0- 0	0- 2	0- 0				
5- 6	0- 2	0- 0	NON-CONFERENCE	1- 2	1- 2	3- 0				
1- 0	0- 0	0- 0	HOME	1- 0	0- 0	0- 0				
4- 4	0- 2	0- 0	AWAY	0- 2	1- 0	3- 0				
0- 2	0- 0	0- 0	NEUTRAL	0- 0	0- 2	0- 0				
11- 3	0- 0	0- 0	CONFERENCE	0- 0	0- 0	11- 3				
6- 1	0- 0	0- 0	HOME	0- 0	0- 0	6- 1				
5- 2	0- 0	0- 0	AWAY	0- 0	0- 0	5- 2				
0- 0	0- 0	0- 0	NEUTRAL	0- 0	0- 0	0- 0				

RPI 1-25				RPI 26-50				RPI 51-100				RPI 101+ Team's RPI: 146			
RPI	S	Opponent	Score	RPI	S	Opponent	Score	RPI	S	Opponent	Score	RPI	S	Opponent	Score
1	A	Oregon	63 99					56	A	Iowa St.	59 79	106	A	UT Arlington	74 63
13	A	Gonzaga	45 80					64	H	Rice	63 56	109	N	Utah	52 61
								73	A	Colorado	50 74	122	N	UAB	68 84
												152	A	Jackson St.	79 81
												152	H	Jackson St.	61 72
												157	A	Tulane	72 62
												197	A	Hawaii	74 57
												246	H	Southern U.	61 56
												250	A	Alabama A&M	65 58
												292	A	Prairie View	47 50
												292	H	Prairie View	88 65
												314	A	UTRGV	71 44
												329	A	Alabama St.	81 54
												332	H	Alcorn	105 70
												337	A	Ark.-Pine Bluff	77 46
												337	H	Ark.-Pine Bluff	78 77
												346	A	Grambling	89 85
												346	H	Grambling	85 62
												351	A	Mississippi Val.	86 79
												351	H	Mississippi Val.	88 58
LAST 10 Division I															
337	A	Ark.-Pine Bluff	77 46	329	A	Alabama St.	81 54								
351	A	Mississippi Val.	86 79	250	A	Alabama A&M	65 58								
346	H	Grambling	85 62	337	H	Ark.-Pine Bluff	78 77								
152	H	Jackson St.	61 72	351	H	Mississippi Val.	88 58								
292	A	Prairie View	47 50	346	A	Grambling	89 85								

Non-Div I Games:

Texas Southern

■ Loss,
 ■ Non-Conf,
 ■ S Site,
 ■ Home
 ■ A Away
 N Neutral

Average RPI Win:	202	WON-LOST	WINNING	LAST 10	STRENGTH OF	OPP. STRENGTH	TEAM	ADJ.	CONF.	ADJ CONF.
Average RPI Loss:	175	RECORD	PCT. RANK	GAMES	SCHEDULE	OF SCHEDULE	RPI	RPI	RPI	RPI
DIV. I ONLY	8- 15	263	3-7	194	218	258	258	21	21	
DIV. I NON-CONF.	5- 4	140	0	216	224	143	143	21	21	
TOTALS	RPI 1-25	RPI 26-50	W-L RECORDS	RPI 51-100	RPI 101-150	RPI 150+				
8- 15	0- 1	0- 1	OVERALL	1- 2	1- 2	6- 9				
5- 6	0- 0	0- 0	HOME	1- 1	1- 0	3- 5				
3- 9	0- 1	0- 1	AWAY	0- 1	0- 2	3- 4				
0- 0	0- 0	0- 0	NEUTRAL	0- 0	0- 0	0- 0				
5- 4	0- 1	0- 0	NON-CONFERENCE	1- 0	0- 1	4- 2				
4- 0	0- 0	0- 0	HOME	1- 0	0- 0	3- 0				
1- 4	0- 1	0- 0	AWAY	0- 0	0- 1	1- 2				
0- 0	0- 0	0- 0	NEUTRAL	0- 0	0- 0	0- 0				
3- 11	0- 0	0- 1	CONFERENCE	0- 2	1- 1	2- 7				
1- 6	0- 0	0- 0	HOME	0- 1	1- 0	0- 5				
2- 5	0- 0	0- 1	AWAY	0- 1	0- 1	2- 2				
0- 0	0- 0	0- 0	NEUTRAL	0- 0	0- 0	0- 0				

RPI 1-25				RPI 26-50				RPI 51-100				RPI 101+ Team's RPI: 258			
RPI	S	Opponent	Score	RPI	S	Opponent	Score	RPI	S	Opponent	Score	RPI	S	Opponent	Score
19	A	TCU	52 79	49	A	Troy	50 84	79	A	Coastal Caro.	67 75	106	A	UT Arlington	49 69
								79	H	Coastal Caro.	59 69	106	H	UT Arlington	72 55
								91	H	A&M-Corpus Christi	57 48	110	A	Kansas	48 68
												158	H	New Orleans	51 49
												160	A	Dartmouth	61 51
												195	A	Little Rock	50 47
												195	H	Little Rock	66 78
												208	H	Louisiana	67 73
												217	A	Oral Roberts	57 63
												233	A	Appalachian St.	65 73
												233	H	Appalachian St.	47 59
												241	A	Morgan St.	62 72
												247	A	South Alabama	76 78
												260	A	Arkansas St.	83 69
												260	H	Arkansas St.	53 56
												312	H	UTSA	74 69
												332	H	Alcorn	67 59
												350	H	La.-Monroe	55 58
LAST 10 Division I															
106	A	UT Arlington	49 69	106	H	UT Arlington	72 55								
260	A	Arkansas St.	83 69	247	A	South Alabama	76 78								
195	A	Little Rock	50 47	49	A	Troy	50 84								
233	H	Appalachian St.	47 59	208	H	Louisiana	67 73								
79	H	Coastal Caro.	59 69	350	H	La.-Monroe	55 58								

Non-Div I Games: Texas Lutheran 72 31 Tex. Permian Basin 83 45

Texas St.

Average RPI Win:	217	WON-LOST	WINNING	LAST 10	STRENGTH OF	OPP. STRENGTH	TEAM	ADJ.	CONF.	ADJ CONF.
Average RPI Loss:	56	RECORD	PCT. RANK	GAMES	SCHEDULE	OF SCHEDULE	RPI	RPI	RPI	RPI
DIV. I ONLY	16- 10	94	4-6	210	76	141	141	3	3	
DIV. I NON-CONF.	11- 0	1	0	350	344	164	164	3	3	
TOTALS	RPI 1-25	RPI 26-50	W-L RECORDS	RPI 51-100	RPI 101-150	RPI 150+				
16- 10	1- 2	1- 3	OVERALL	2- 4	2- 1	10- 0				
12- 4	0- 1	1- 1	HOME	1- 2	1- 0	9- 0				
3- 6	1- 1	0- 2	AWAY	1- 2	1- 1	0- 0				
1- 0	0- 0	0- 0	NEUTRAL	0- 0	0- 0	1- 0				
11- 0	0- 0	0- 0	NON-CONFERENCE	0- 0	1- 0	10- 0				
9- 0	0- 0	0- 0	HOME	0- 0	0- 0	9- 0				
1- 0	0- 0	0- 0	AWAY	0- 0	1- 0	0- 0				
1- 0	0- 0	0- 0	NEUTRAL	0- 0	0- 0	1- 0				
5- 10	1- 2	1- 3	CONFERENCE	2- 4	1- 1	0- 0				
3- 4	0- 1	1- 1	HOME	1- 2	1- 0	0- 0				
2- 6	1- 1	0- 2	AWAY	1- 2	0- 1	0- 0				
0- 0	0- 0	0- 0	NEUTRAL	0- 0	0- 0	0- 0				

RPI	S	Opponent	Score	RPI	S	Opponent	Score	RPI	S	Opponent	Score	RPI	S	Opponent	Score	Team's RPI: 141
4	A	Baylor	79 87	44	A	Texas	66 92	56	A	Iowa St.	77 74	110	A	Kansas	50 67	
4	H	Baylor	62 77	44	H	Texas	66 81	56	H	Iowa St.	66 96	110	H	Kansas	89 72	
19	A	TCU	80 76	48	A	Oklahoma St.	58 74	59	A	West Virginia	60 67	114	A	San Diego	64 60	
				48	H	Oklahoma St.	109 79	66	H	Oklahoma	89 84	151	H	Sam Houston St.	99 57	
								93	A	Kansas St.	70 84	290	H	Ole Miss	84 48	
								93	H	Kansas St.	72 76	292	H	Prairie View	82 48	
												312	H	UTSA	115 58	
												318	H	Houston Baptist	59 51	
												335	H	Northwestern St.	79 49	
												336	N	Purdue Fort Wayne	82 48	
												337	H	Ark.-Pine Bluff	81 55	
												341	H	Florida A&M	98 60	
												350	H	La.-Monroe	83 38	
LAST 10 Division I																
48	A	Oklahoma St.	58 74	44	H	Texas	66 81									
56	A	Iowa St.	77 74	93	A	Kansas St.	70 84									
4	H	Baylor	62 77	48	H	Oklahoma St.	109 79									
59	A	West Virginia	60 67	4	A	Baylor	79 87									
110	H	Kansas	89 72	66	H	Oklahoma	89 84									

Non-Div I Games:

Texas Tech

■ Loss,
 ■ Non-Conf,
 S Site,
 ■ Home
 ■ Away
 N Neutral

Average RPI Win: 194	WON-LOST	WINNING	LAST 10	STRENGTH OF	OPP. STRENGTH	TEAM	ADJ.	CONF.	ADJ CONF.
Average RPI Loss: 111	RECORD	PCT. RANK	GAMES	SCHEDULE	OF SCHEDULE	RPI	RPI	RPI	RPI
DIV. I ONLY	11- 15	219	2-8	98	138	173	173	10	10
DIV. I NON-CONF.	5- 6	187	0	170	225	196	196	9	9
TOTALS	RPI 1-25	RPI 26-50	W-L RECORDS	RPI 51-100	RPI 101-150	RPI 150+			
11- 15	0- 1	0- 1	OVERALL	1- 4	4- 6	6- 3			
6- 6	0- 0	0- 0	HOME	1- 2	2- 2	3- 2			
4- 8	0- 1	0- 0	AWAY	0- 2	1- 4	3- 1			
1- 1	0- 0	0- 1	NEUTRAL	0- 0	1- 0	0- 0			
5- 6	0- 0	0- 1	NON-CONFERENCE	1- 1	1- 3	3- 1			
2- 3	0- 0	0- 0	HOME	1- 1	0- 1	1- 1			
2- 2	0- 0	0- 0	AWAY	0- 0	0- 2	2- 0			
1- 1	0- 0	0- 1	NEUTRAL	0- 0	1- 0	0- 0			
6- 9	0- 1	0- 0	CONFERENCE	0- 3	3- 3	3- 2			
4- 3	0- 0	0- 0	HOME	0- 1	2- 1	2- 1			
2- 6	0- 1	0- 0	AWAY	0- 2	1- 2	1- 1			
0- 0	0- 0	0- 0	NEUTRAL	0- 0	0- 0	0- 0			

RPI 1-25				RPI 26-50				RPI 51-100				RPI 101+ Team's RPI: 173			
RPI	S	Opponent	Score	RPI	S	Opponent	Score	RPI	S	Opponent	Score	RPI	S	Opponent	Score
17	A	Central Mich.	66 73	49	N	Troy	64 71	53	H	Dayton	42 60	102	A	Kent St.	68 87
								55	H	Belmont	53 48	102	H	Kent St.	69 60
								60	A	Ohio	58 86	115	A	Notre Dame	51 54
								68	A	Ball St.	60 66	117	N	Pacific	66 65
								68	H	Ball St.	58 60	125	A	Duquesne	74 79
												143	A	Buffalo	78 62
												143	H	Buffalo	71 59
												148	A	Western Mich.	72 84
												148	H	Western Mich.	58 70
												150	H	Valparaiso	54 61
												155	H	Akron	65 61
												171	H	Eastern Mich.	62 77
												179	A	Northern Ill.	63 51
												192	H	Memphis	76 83
												199	A	Miami (OH)	83 92
												251	H	Bowling Green	79 72
												313	A	Georgia St.	74 48
												333	A	Detroit Mercy	82 64
												338	H	Canisius	83 65
LAST 10 Division I															
68	A	Ball St.	60 66	143	A	Buffalo	78 62								
148	H	Western Mich.	58 70	199	A	Miami (OH)	83 92								
60	A	Ohio	58 86	102	H	Kent St.	69 60								
102	A	Kent St.	68 87	171	H	Eastern Mich.	62 77								
68	H	Ball St.	58 60	17	A	Central Mich.	66 73								

Non-Div I Games:

Toledo

Average RPI Win: 221	WON-LOST	WINNING	LAST 10	STRENGTH OF	OPP. STRENGTH	TEAM	ADJ.	CONF.	ADJ CONF.
Average RPI Loss: 115	RECORD	PCT. RANK	GAMES	SCHEDULE	OF SCHEDULE	RPI	RPI	RPI	RPI
DIV. I ONLY	12- 12	172	6-4	177	115	180	180	14	14
DIV. I NON-CONF.	4- 6	212	0	146	55	214	214	13	13
TOTALS	RPI 1-25	RPI 26-50	W-L RECORDS	RPI 51-100	RPI 101-150	RPI 150+			
12- 12	0- 1	1- 3	OVERALL	0- 1	2- 3	9- 4			
8- 4	0- 0	1- 0	HOME	0- 1	2- 1	5- 2			
3- 7	0- 0	0- 3	AWAY	0- 0	0- 2	3- 2			
1- 1	0- 1	0- 0	NEUTRAL	0- 0	0- 0	1- 0			
4- 6	0- 1	0- 1	NON-CONFERENCE	0- 1	1- 1	3- 2			
3- 2	0- 0	0- 0	HOME	0- 1	1- 0	2- 1			
0- 3	0- 0	0- 1	AWAY	0- 0	0- 1	0- 1			
1- 1	0- 1	0- 0	NEUTRAL	0- 0	0- 0	1- 0			
8- 6	0- 0	1- 2	CONFERENCE	0- 0	1- 2	6- 2			
5- 2	0- 0	1- 0	HOME	0- 0	1- 1	3- 1			
3- 4	0- 0	0- 2	AWAY	0- 0	0- 1	3- 1			
0- 0	0- 0	0- 0	NEUTRAL	0- 0	0- 0	0- 0			

RPI S	Opponent	Score	RPI S	Opponent	Score	RPI S	Opponent	Score	RPI S	Opponent	Score	Team's RPI: 180
11 N	Iowa	72 100	41 A	James Madison	39 81	94 H	Temple	59 74	113 H	William & Mary	75 83	
			41 H	James Madison	76 75				114 A	San Diego	67 81	
			42 A	Drexel	50 59				126 A	Northeastern	63 66	
			45 A	Rutgers	53 67				126 H	Northeastern	81 68	
									142 H	Mt. St. Mary's	73 57	
									176 H	Elon	61 74	
									181 A	Delaware	62 69	
									189 H	American	63 60	
									206 H	Penn St.	67 73	
									220 N	Iona	75 58	
									230 H	Marshall	59 56	
									234 A	San Diego St.	72 80	
									261 A	Col. of Charleston	79 62	
									261 H	Col. of Charleston	83 72	
									272 A	UNCW	62 41	
									272 H	UNCW	78 45	
									317 A	Hofstra	71 54	
									317 H	Hofstra	84 71	
LAST 10 Division I												
			126 A	Northeastern	63 66		181 A	Delaware	62 69			
			317 A	Hofstra	71 54		42 A	Drexel	50 59			
			261 H	Col. of Charleston	83 72		317 H	Hofstra	84 71			
			272 H	UNCW	78 45		126 H	Northeastern	81 68			
			41 A	James Madison	39 81		272 A	UNCW	62 41			

Non-Div I Games: Chestnut Hill 86 49

Towson

■ Loss,
 ■ Non-Conf, S Site,
 ■ Home
 ■ Away
 N Neutral

Average RPI Win:	221	WON-LOST	WINNING	LAST 10	STRENGTH OF	OPP. STRENGTH	TEAM	ADJ.	CONF.	ADJ CONF.
Average RPI Loss:	82	RECORD	PCT. RANK	GAMES	SCHEDULE	OF SCHEDULE	RPI	RPI	RPI	RPI
DIV. I ONLY	20- 4	24	9-1	176	221	49	49	21	21	
DIV. I NON-CONF.	7- 2	53	0	98	69	25	25	21	21	
TOTALS	RPI 1-25	RPI 26-50	W-L RECORDS	RPI 51-100	RPI 101-150	RPI 150+				
20- 4	0- 2	0- 0	OVERALL	1- 1	3- 0	16- 1				
10- 1	0- 0	0- 0	HOME	1- 0	1- 0	8- 1				
8- 3	0- 2	0- 0	AWAY	0- 1	1- 0	7- 0				
2- 0	0- 0	0- 0	NEUTRAL	0- 0	1- 0	1- 0				
7- 2	0- 2	0- 0	NON-CONFERENCE	0- 0	2- 0	5- 0				
2- 0	0- 0	0- 0	HOME	0- 0	0- 0	2- 0				
3- 2	0- 2	0- 0	AWAY	0- 0	1- 0	2- 0				
2- 0	0- 0	0- 0	NEUTRAL	0- 0	1- 0	1- 0				
13- 2	0- 0	0- 0	CONFERENCE	1- 1	1- 0	11- 1				
8- 1	0- 0	0- 0	HOME	1- 0	1- 0	6- 1				
5- 1	0- 0	0- 0	AWAY	0- 1	0- 0	5- 0				
0- 0	0- 0	0- 0	NEUTRAL	0- 0	0- 0	0- 0				

RPI 1-25				RPI 26-50				RPI 51-100				RPI 101+			
RPI	S	Opponent	Score	RPI	S	Opponent	Score	RPI	S	Opponent	Score	RPI	S	Opponent	Score
15	A	Mississippi St.	82 122					79	A	Coastal Caro.	103 124	102	N	Kent St.	71 64
25	A	Duke	85 99					79	H	Coastal Caro.	84 77	106	H	UT Arlington	85 69
												107	A	Bethune-Cookman	68 62
												173	N	Toledo	71 64
												175	A	Samford	74 65
												195	H	Little Rock	77 59
												198	A	Chattanooga	90 51
												208	A	Louisiana	67 64
												208	H	Louisiana	73 79
												233	A	Appalachian St.	81 61
												233	H	Appalachian St.	84 55
												247	H	South Alabama	85 68
												255	H	Jacksonville St.	94 64
												258	H	Texas St.	84 50
												260	H	Arkansas St.	79 64
												291	H	ETSU	79 61
												296	A	Ga. Southern	79 69
												313	A	Georgia St.	71 57
												350	A	La.-Monroe	72 65
												350	H	La.-Monroe	77 65
LAST 10 Division I															
260	H	Arkansas St.	79 64	350	H	La.-Monroe	77 65								
195	H	Little Rock	77 59	247	H	South Alabama	85 68								
233	A	Appalachian St.	81 61	106	H	UT Arlington	85 69								
79	A	Coastal Caro.	103 124	258	H	Texas St.	84 50								
208	A	Louisiana	67 64	313	A	Georgia St.	71 57								

Non-Div I Games: AUM 72 42 Fort Valley St. 101 52

Troy

Average RPI Win: 188	WON-LOST	WINNING	LAST 10	STRENGTH OF	OPP. STRENGTH	TEAM	ADJ.	CONF.	ADJ CONF.
Average RPI Loss: 102	RECORD	PCT. RANK	GAMES	SCHEDULE	OF SCHEDULE	RPI	RPI	RPI	RPI
DIV. I ONLY	12- 15	206	3-7	71	94	157	157	9	9
DIV. I NON-CONF.	5- 8	221	0	78	117	195	195	10	10
TOTALS	RPI 1-25	RPI 26-50	W-L RECORDS	RPI 51-100	RPI 101-150	RPI 150+			
12- 15	0- 1	1- 1	OVERALL	1- 8	1- 1	9- 4			
7- 9	0- 0	1- 1	HOME	1- 4	0- 1	5- 3			
5- 4	0- 1	0- 0	AWAY	0- 2	1- 0	4- 1			
0- 2	0- 0	0- 0	NEUTRAL	0- 2	0- 0	0- 0			
5- 8	0- 0	0- 1	NON-CONFERENCE	0- 5	1- 1	4- 1			
3- 6	0- 0	0- 1	HOME	0- 3	0- 1	3- 1			
2- 0	0- 0	0- 0	AWAY	0- 0	1- 0	1- 0			
0- 2	0- 0	0- 0	NEUTRAL	0- 2	0- 0	0- 0			
7- 7	0- 1	1- 0	CONFERENCE	1- 3	0- 0	5- 3			
4- 3	0- 0	1- 0	HOME	1- 1	0- 0	2- 2			
3- 4	0- 1	0- 0	AWAY	0- 2	0- 0	3- 1			
0- 0	0- 0	0- 0	NEUTRAL	0- 0	0- 0	0- 0			

RPI	S	Opponent	Score	RPI	S	Opponent	Score	RPI	S	Opponent	Score	RPI	S	Opponent	Score	Team's RPI: 157
5	A	UConn	31 74	30	H	LSU	54 59	51	N	Charlotte	56 60	127	A	Washington	64 62	
				38	H	UCF	60 59	57	H	Middle Tenn.	62 64	146	H	Texas Southern	62 72	
								63	H	Alabama	56 66	152	H	Jackson St.	82 46	
								71	A	South Fla.	56 63	163	A	Wichita St.	61 56	
								71	H	South Fla.	43 53	163	H	Wichita St.	68 69	
								73	H	Colorado	52 62	192	A	Memphis	62 64	
								76	N	Boston College	76 89	192	H	Memphis	59 55	
								82	A	Cincinnati	63 87	196	H	Houston	60 66	
								82	H	Cincinnati	64 59	204	A	Southern Miss.	62 58	
												222	A	SMU	67 66	
												243	H	Central Ark.	65 38	
												247	H	South Alabama	53 62	
												266	A	Tulsa	50 46	
												266	H	Tulsa	64 62	
												296	H	Ga. Southern	56 40	
LAST 10 Division I																
				82	A	Cincinnati	63 87	196	H	Houston	60 66					
				5	A	UConn	31 74	266	A	Tulsa	50 46					
				163	H	Wichita St.	68 69	71	A	South Fla.	56 63					
				71	H	South Fla.	43 53	38	H	UCF	60 59					
				192	A	Memphis	62 64	82	H	Cincinnati	64 59					

Non-Div I Games:

Tulane

Average RPI Win: 247	WON-LOST	WINNING	LAST 10	STRENGTH OF	OPP. STRENGTH	TEAM	ADJ.	CONF.	ADJ CONF.
Average RPI Loss: 118	RECORD	PCT. RANK	GAMES	SCHEDULE	OF SCHEDULE	RPI	RPI	RPI	RPI
DIV. I ONLY	7- 20	304	2-8	117	103	266	266	9	9
DIV. I NON-CONF.	5- 8	221	0	103	175	201	201	10	10
TOTALS	RPI 1-25	RPI 26-50	W-L RECORDS	RPI 51-100	RPI 101-150	RPI 150+			
7- 20	0- 1	0- 5	OVERALL	0- 4	0- 1	7- 9			
6- 7	0- 0	0- 2	HOME	0- 3	0- 0	6- 2			
1- 11	0- 1	0- 1	AWAY	0- 1	0- 1	1- 7			
0- 2	0- 0	0- 2	NEUTRAL	0- 0	0- 0	0- 0			
5- 8	0- 0	0- 4	NON-CONFERENCE	0- 1	0- 1	5- 2			
4- 2	0- 0	0- 1	HOME	0- 1	0- 0	4- 0			
1- 4	0- 0	0- 1	AWAY	0- 0	0- 1	1- 2			
0- 2	0- 0	0- 2	NEUTRAL	0- 0	0- 0	0- 0			
2- 12	0- 1	0- 1	CONFERENCE	0- 3	0- 0	2- 7			
2- 5	0- 0	0- 1	HOME	0- 2	0- 0	2- 2			
0- 7	0- 1	0- 0	AWAY	0- 1	0- 0	0- 5			
0- 0	0- 0	0- 0	NEUTRAL	0- 0	0- 0	0- 0			

RPI	S	Opponent	Score	RPI	S	Opponent	Score	RPI	S	Opponent	Score	RPI	S	Opponent	Score	Team's RPI: 266
5	A	UConn	34 92	34	N	Western Ky.	63 76	71	H	South Fla.	52 68	105	A	Abilene Christian	63 73	
				35	N	Marquette	60 61	82	A	Cincinnati	53 78	157	A	Tulane	62 64	
				37	A	Arkansas	41 91	94	H	Temple	65 74	157	H	Tulane	46 50	
				38	H	UCF	49 62	97	H	SFA	63 67	163	A	Wichita St.	46 57	
				48	H	Oklahoma St.	48 78					163	H	Wichita St.	61 70	
												192	A	Memphis	44 63	
												195	A	Little Rock	51 63	
												214	A	Stetson	60 66	
												217	H	Oral Roberts	67 65	
												221	A	UTEP	58 51	
												222	A	SMU	38 57	
												222	H	SMU	65 58	
												245	A	East Carolina	42 59	
												245	H	East Carolina	58 56	
												260	H	Arkansas St.	79 77	
												274	H	Colorado St.	61 55	
												293	H	LMU (CA)	75 56	
LAST 10 Division I																
				163	H	Wichita St.	61 70	192	A	Memphis	44 63					
				245	A	East Carolina	42 59	157	H	Tulane	46 50					
				222	H	SMU	65 58	222	A	SMU	38 57					
				82	A	Cincinnati	53 78	245	H	East Carolina	58 56					
				38	H	UCF	49 62	5	A	UConn	34 92					

Non-Div I Games:

Tulsa

■ Loss,
 ■ Non-Conf,
 ■ S Site,
 ■ H Home
 ■ A Away
 N Neutral

UAB										
Average RPI Win:	213	WON-LOST	WINNING	LAST 10	STRENGTH OF	OPP. STRENGTH	TEAM	ADJ.	CONF.	ADJ CONF.
Average RPI Loss:	93	RECORD	PCT. RANK	GAMES	SCHEDULE	OF SCHEDULE	RPI	RPI	RPI	RPI
DIV. I ONLY	15- 10	107	7-3	148	133	122	122	13	13	
DIV. I NON-CONF.	6- 4	123	0	238	174	175	175	16	16	

TOTALS	RPI 1-25	RPI 26-50	W-L RECORDS	RPI 51-100	RPI 101-150	RPI 150+				
15- 10	0- 0	1- 1	OVERALL	1- 7	2- 0	11- 2				
9- 4	0- 0	1- 0	HOME	0- 4	1- 0	7- 0				
5- 5	0- 0	0- 1	AWAY	1- 2	0- 0	4- 2				
1- 1	0- 0	0- 0	NEUTRAL	0- 1	1- 0	0- 0				
6- 4	0- 0	0- 0	NON-CONFERENCE	0- 3	2- 0	4- 1				
4- 1	0- 0	0- 0	HOME	0- 1	1- 0	3- 0				
1- 2	0- 0	0- 0	AWAY	0- 1	0- 0	1- 1				
1- 1	0- 0	0- 0	NEUTRAL	0- 1	1- 0	0- 0				
9- 6	0- 0	1- 1	CONFERENCE	1- 4	0- 0	7- 1				
5- 3	0- 0	1- 0	HOME	0- 3	0- 0	4- 0				
4- 3	0- 0	0- 1	AWAY	1- 1	0- 0	3- 1				
0- 0	0- 0	0- 0	NEUTRAL	0- 0	0- 0	0- 0				

RPI 1-25				RPI 26-50				RPI 51-100				RPI 101+				Team's RPI: 122	
RPI	S	Opponent	Score	RPI	S	Opponent	Score	RPI	S	Opponent	Score	RPI	S	Opponent	Score		
				27	H	Old Dominion	76 65	51	H	Charlotte	75 83	111	H	Auburn	80 75		
				34	A	Western Ky.	65 69	57	A	Middle Tenn.	61 59	146	N	Texas Southern	84 68		
								57	H	Middle Tenn.	52 62	175	H	Samford	76 69		
								64	A	Rice	53 64	191	H	Fla. Atlantic	92 73		
								64	H	Rice	65 74	192	A	Memphis	52 77		
								66	A	Oklahoma	75 82	204	A	Southern Miss.	74 68		
								73	N	Colorado	69 77	221	H	UTEP	63 51		
								100	H	Boise St.	81 83	230	A	Marshall	56 61		
												247	H	South Alabama	77 61		
												259	A	North Texas	51 50		
												263	A	Louisiana Tech	71 51		
												304	H	FIU	71 58		
												312	H	UTSA	94 55		
												332	A	Alcorn	86 65		
												343	H	McNeese	97 70		
LAST 10 Division I																	
				64	H	Rice	65 74	221	H	UTEP	63 51						
				57	A	Middle Tenn.	61 59	312	H	UTSA	94 55						
				57	H	Middle Tenn.	52 62	263	A	Louisiana Tech	71 51						
				259	A	North Texas	51 50	204	A	Southern Miss.	74 68						
				64	A	Rice	53 64	191	H	Fla. Atlantic	92 73						

Non-Div I Games: Ala.-Huntsville 74 57 Tuskegee 103 60

UAB

Loss, Non-Conf, S Site, H Home A Away N Neutral

Average RPI Win:	248	WON-LOST	WINNING	LAST 10	STRENGTH OF	OPP. STRENGTH	TEAM	ADJ.	CONF.	ADJ CONF.
Average RPI Loss:	167	RECORD	PCT. RANK	GAMES	SCHEDULE	OF SCHEDULE	RPI	RPI	RPI	RPI
DIV. I ONLY	14- 11	141	8-2	209	253	159	159	28	28	
DIV. I NON-CONF.	4- 8	235	0	117	129	210	210	26	26	
TOTALS	RPI 1-25	RPI 26-50	W-L RECORDS	RPI 51-100	RPI 101-150	RPI 150+				
14- 11	0- 1	0- 0	OVERALL	0- 3	1- 0	13- 7				
9- 3	0- 0	0- 0	HOME	0- 0	1- 0	8- 3				
5- 8	0- 1	0- 0	AWAY	0- 3	0- 0	5- 4				
0- 0	0- 0	0- 0	NEUTRAL	0- 0	0- 0	0- 0				
4- 8	0- 1	0- 0	NON-CONFERENCE	0- 3	1- 0	3- 4				
3- 2	0- 0	0- 0	HOME	0- 0	1- 0	2- 2				
1- 6	0- 1	0- 0	AWAY	0- 3	0- 0	1- 2				
0- 0	0- 0	0- 0	NEUTRAL	0- 0	0- 0	0- 0				
10- 3	0- 0	0- 0	CONFERENCE	0- 0	0- 0	10- 3				
6- 1	0- 0	0- 0	HOME	0- 0	0- 0	6- 1				
4- 2	0- 0	0- 0	AWAY	0- 0	0- 0	4- 2				
0- 0	0- 0	0- 0	NEUTRAL	0- 0	0- 0	0- 0				

RPI 1-25				RPI 26-50				RPI 51-100				RPI 101+ Team's RPI: 159			
RPI	S	Opponent	Score	RPI	S	Opponent	Score	RPI	S	Opponent	Score	RPI	S	Opponent	Score
8	A	Stanford	55 67					70	A	Fresno St.	65 73	131	H	Boston U.	75 68
								80	A	Montana St.	65 77	161	A	Northern Ariz.	71 61
								86	A	Minnesota	67 76	166	A	Saint Mary's (CA)	74 83
												193	A	Pepperdine	67 70
												197	A	Hawaii	65 48
												197	H	Hawaii	62 49
												203	H	Santa Clara	61 62
												215	H	Portland St.	70 76
												228	A	Cal St. Fullerton	72 61
												228	H	Cal St. Fullerton	61 71
												231	H	San Francisco	79 67
												267	A	UC Santa Barbara	56 46
												267	H	UC Santa Barbara	66 63
												283	H	CSUN	61 39
												287	H	Long Beach St.	57 55
												288	A	UC Irvine	68 73
												288	H	UC Irvine	65 53
												302	A	UC Riverside	70 75
												306	H	Sacramento St.	77 75
												311	A	Cal Poly	42 36
												311	H	Cal Poly	71 58
LAST 10 Division I															
197	A	Hawaii	65 48	228	A	Cal St. Fullerton	72 61								
228	H	Cal St. Fullerton	61 71	267	H	UC Santa Barbara	66 63								
288	H	UC Irvine	65 53	283	H	CSUN	61 39								
311	H	Cal Poly	71 58	311	A	Cal Poly	42 36								
288	A	UC Irvine	68 73	267	A	UC Santa Barbara	56 46								

Non-Div I Games: William Jessup 96 32

UC Davis

Loss, Non-Conf, S Site, H Home A Away N Neutral

U
C
I
r
v
i
n
eU
C
I
r
v
i
n
e

UC Irvine

Page 300

UC Riverside

Through Games Of Feb. 26, 2020

Average RPI Win:	268	WON-LOST	WINNING	LAST 10	STRENGTH OF	OPP. STRENGTH	TEAM	ADJ.	CONF.	ADJ CONF.
Average RPI Loss:	203	RECORD	PCT. RANK	GAMES	SCHEDULE	OF SCHEDULE	RPI	RPI	RPI	RPI
DIV. I ONLY	8- 18	285	3-7	260	265	302	302	28	28	
DIV. I NON-CONF.	4- 10	259	0	188	210	262	262	26	26	
TOTALS	RPI 1-25	RPI 26-50	W-L RECORDS	RPI 51-100	RPI 101-150	RPI 150+				
8- 18	0- 2	0- 0	OVERALL	0- 1	0- 2	8- 13				
6- 5	0- 0	0- 0	HOME	0- 1	0- 0	6- 4				
2- 13	0- 2	0- 0	AWAY	0- 0	0- 2	2- 9				
0- 0	0- 0	0- 0	NEUTRAL	0- 0	0- 0	0- 0				
4- 10	0- 2	0- 0	NON-CONFERENCE	0- 1	0- 2	4- 5				
3- 2	0- 0	0- 0	HOME	0- 1	0- 0	3- 1				
1- 8	0- 2	0- 0	AWAY	0- 0	0- 2	1- 4				
0- 0	0- 0	0- 0	NEUTRAL	0- 0	0- 0	0- 0				
4- 8	0- 0	0- 0	CONFERENCE	0- 0	0- 0	4- 8				
3- 3	0- 0	0- 0	HOME	0- 0	0- 0	3- 3				
1- 5	0- 0	0- 0	AWAY	0- 0	0- 0	1- 5				
0- 0	0- 0	0- 0	NEUTRAL	0- 0	0- 0	0- 0				

RPI 1-25				RPI 26-50				RPI 51-100				RPI 101+ Team's RPI: 302			
RPI	S	Opponent	Score	RPI	S	Opponent	Score	RPI	S	Opponent	Score	RPI	S	Opponent	Score
1	A	Oregon	41 84					83	H	Southern California	59 76	104	A	VCU	51 67
24	A	Arizona	27 70									136	A	California	61 84
												159	H	UC Davis	75 70
												177	A	Southern Utah	68 79
												197	A	Hawaii	57 80
												197	H	Hawaii	59 65
												219	A	New Mexico	70 80
												221	A	UTEP	50 63
												228	A	Cal St. Fullerton	61 71
												232	H	CSU Bakersfield	53 52
												267	A	UC Santa Barbara	47 65
												267	H	UC Santa Barbara	66 61
												274	A	Colorado St.	40 52
												283	A	CSUN	67 62
												287	A	Long Beach St.	67 73
												287	H	Long Beach St.	58 57
												288	H	UC Irvine	53 77
												299	H	California Baptist	80 64
												300	H	Utah Valley	67 53
												311	A	Cal Poly	70 75
												311	H	Cal Poly	52 62
												319	A	New Mexico St.	60 58
												320	H	Weber St.	54 64
LAST 10 Division I															
267	A	UC Santa Barbara	47 65	288	H	UC Irvine	53 77								
311	H	Cal Poly	52 62	287	A	Long Beach St.	67 73								
287	H	Long Beach St.	58 57	197	H	Hawaii	59 65								
228	A	Cal St. Fullerton	61 71	311	A	Cal Poly	70 75								
283	A	CSUN	67 62	267	H	UC Santa Barbara	66 61								

Non-Div I Games:

UC Riverside

■ Loss,
 ■ Non-Conf,
 ■ S Site,
 ■ Home
 ■ A Away
 N Neutral

Average RPI Win:	268	WON-LOST	WINNING	LAST 10	STRENGTH OF	OPP. STRENGTH	TEAM	ADJ.	CONF.	ADJ CONF.
Average RPI Loss:	198	RECORD	PCT. RANK	GAMES	SCHEDULE	OF SCHEDULE	RPI	RPI	RPI	RPI
DIV. I ONLY	11- 15	219	5-5	266	316	267	267	28	28	
DIV. I NON-CONF.	4- 8	235	0	176	296	264	264	26	26	
TOTALS	RPI 1-25	RPI 26-50	W-L RECORDS	RPI 51-100	RPI 101-150	RPI 150+				
11- 15	0- 1	0- 0	OVERALL	1- 1	0- 1	10- 12				
7- 5	0- 0	0- 0	HOME	1- 0	0- 1	6- 4				
3- 9	0- 1	0- 0	AWAY	0- 0	0- 0	3- 8				
1- 1	0- 0	0- 0	NEUTRAL	0- 1	0- 0	1- 0				
4- 8	0- 1	0- 0	NON-CONFERENCE	1- 1	0- 1	3- 5				
3- 2	0- 0	0- 0	HOME	1- 0	0- 1	2- 1				
0- 5	0- 1	0- 0	AWAY	0- 0	0- 0	0- 4				
1- 1	0- 0	0- 0	NEUTRAL	0- 1	0- 0	1- 0				
7- 7	0- 0	0- 0	CONFERENCE	0- 0	0- 0	7- 7				
4- 3	0- 0	0- 0	HOME	0- 0	0- 0	4- 3				
3- 4	0- 0	0- 0	AWAY	0- 0	0- 0	3- 4				
0- 0	0- 0	0- 0	NEUTRAL	0- 0	0- 0	0- 0				

RPI 1-25				RPI 26-50				RPI 51-100				RPI 101+ Team's RPI: 267			
RPI	S	Opponent	Score	RPI	S	Opponent	Score	RPI	S	Opponent	Score	RPI	S	Opponent	Score
24	A	Arizona	42 61					83	H	Southern California	57 46	117	H	Pacific	53 63
								97	N	SFA	56 67	159	A	UC Davis	63 66
												159	H	UC Davis	46 56
												162	H	San Jose St.	70 73
												166	A	Saint Mary's (CA)	43 64
												197	H	Hawaii	51 63
												226	A	Grand Canyon	57 58
												228	A	Cal St. Fullerton	75 66
												228	H	Cal St. Fullerton	68 70
												232	A	CSU Bakersfield	62 66
												234	H	San Diego St.	64 52
												283	A	CSUN	65 55
												283	H	CSUN	65 60
												287	A	Long Beach St.	53 59
												288	A	UC Irvine	65 61
												288	H	UC Irvine	67 57
												299	A	California Baptist	81 85
												300	H	Utah Valley	59 51
												302	A	UC Riverside	61 66
												302	H	UC Riverside	65 47
												311	A	Cal Poly	52 56
												311	H	Cal Poly	52 50
												347	N	Chicago St.	96 65
LAST 10 Division I															
				311	A	Cal Poly	52 56					197	H	Hawaii	51 63
				302	H	UC Riverside	65 47					288	H	UC Irvine	67 57
				283	H	CSUN	65 60					159	A	UC Davis	63 66
				283	A	CSUN	65 55					228	A	Cal St. Fullerton	75 66
				287	A	Long Beach St.	53 59					159	H	UC Davis	46 56

Non-Div I Games: Ottawa (AZ) 72 57

UC Santa Barbara

■ Loss,
 ■ Non-Conf,
 ■ S Site,
 ■ Home
 ■ A Away
 N Neutral

UCF				STRENGTH OF SCHEDULE	OPP. STRENGTH OF SCHEDULE	TEAM RPI	ADJ. RPI	CONF. RPI	ADJ CONF. RPI
Average RPI Win:	161	WON-LOST RECORD	WINNING PCT. RANK						
Average RPI Loss:	54		LAST 10 GAMES						
DIV. I ONLY	17- 9	78	7-3	27	75	38	38	9	9
DIV. I NON-CONF.	8- 4	90	0	23	92	43	43	10	10

TOTALS	RPI 1-25	RPI 26-50	W-L RECORDS	RPI 51-100	RPI 101-150	RPI 150+			
17- 9	1- 3	0- 2	OVERALL	5- 3	0- 0	11- 1			
13- 1	1- 1	0- 0	HOME	3- 0	0- 0	9- 0			
4- 6	0- 1	0- 1	AWAY	2- 3	0- 0	2- 1			
0- 2	0- 1	0- 1	NEUTRAL	0- 0	0- 0	0- 0			
8- 4	1- 1	0- 2	NON-CONFERENCE	1- 1	0- 0	6- 0			
7- 0	1- 0	0- 0	HOME	0- 0	0- 0	6- 0			
1- 2	0- 0	0- 1	AWAY	1- 1	0- 0	0- 0			
0- 2	0- 1	0- 1	NEUTRAL	0- 0	0- 0	0- 0			
9- 5	0- 2	0- 0	CONFERENCE	4- 2	0- 0	5- 1			
6- 1	0- 1	0- 0	HOME	3- 0	0- 0	3- 0			
3- 4	0- 1	0- 0	AWAY	1- 2	0- 0	2- 1			
0- 0	0- 0	0- 0	NEUTRAL	0- 0	0- 0	0- 0			

RPI 1-25				RPI 26-50				RPI 51-100				RPI 101+			
RPI	S	Opponent	Score	RPI	S	Opponent	Score	RPI	S	Opponent	Score	RPI	S	Opponent	Score
5	A	UConn	53 66	31	A	FGCU	50 72	55	A	Belmont	37 72	153	H	Wright St.	69 53
5	H	UConn	52 59	41	N	James Madison	43 46	71	A	South Fla.	64 57	157	A	Tulane	59 60
12	N	UCLA	56 61					71	H	South Fla.	56 48	166	H	Saint Mary's (CA)	67 58
17	H	Central Mich.	64 58					82	A	Cincinnati	64 81	181	H	Delaware	75 49
								82	H	Cincinnati	49 42	187	H	Quinnipiac	80 58
								94	A	Temple	65 67	192	H	Memphis	82 66
								94	H	Temple	67 64	196	A	Houston	67 49
								97	A	SFA	63 57	214	H	Stetson	66 40
												222	H	SMU	67 57
												245	H	East Carolina	91 55
												266	A	Tulsa	62 49
												289	H	Pittsburgh	74 58

LAST 10 Division I															
94	H	Temple	67 64	266	A	Tulsa	62 49								
5	A	UConn	53 66	222	H	SMU	67 57								
71	H	South Fla.	56 48	94	A	Temple	65 67								
82	H	Cincinnati	49 42	192	H	Memphis	82 66								
196	A	Houston	67 49	157	A	Tulane	59 60								

Non-Div I Games:

UCF

Average RPI Win:	113	WON-LOST	WINNING	LAST 10	STRENGTH OF	OPP. STRENGTH	TEAM	ADJ.	CONF.	ADJ CONF.
Average RPI Loss:	59	RECORD	PCT. RANK	GAMES	SCHEDULE	OF SCHEDULE	RPI	RPI	RPI	RPI
DIV. I ONLY	23- 4	18	7-3	47	7	12	12	1	1	
DIV. I NON-CONF.	11- 0	1	0	185	42	18	18	2	2	
TOTALS	RPI 1-25	RPI 26-50	W-L RECORDS	RPI 51-100	RPI 101-150	RPI 150+				
23- 4	4- 2	4- 0	OVERALL	4- 1	6- 1	5- 0				
12- 1	2- 1	1- 0	HOME	2- 0	3- 0	4- 0				
10- 3	2- 1	2- 0	AWAY	2- 1	3- 1	1- 0				
1- 0	0- 0	1- 0	NEUTRAL	0- 0	0- 0	0- 0				
11- 0	1- 0	2- 0	NON-CONFERENCE	2- 0	1- 0	5- 0				
6- 0	0- 0	0- 0	HOME	1- 0	1- 0	4- 0				
4- 0	1- 0	1- 0	AWAY	1- 0	0- 0	1- 0				
1- 0	0- 0	1- 0	NEUTRAL	0- 0	0- 0	0- 0				
12- 4	3- 2	2- 0	CONFERENCE	2- 1	5- 1	0- 0				
6- 1	2- 1	1- 0	HOME	1- 0	2- 0	0- 0				
6- 3	1- 1	1- 0	AWAY	1- 1	3- 1	0- 0				
0- 0	0- 0	0- 0	NEUTRAL	0- 0	0- 0	0- 0				

RPI	S	Opponent	Score	RPI	S	Opponent	Score	RPI	S	Opponent	Score	RPI	S	Opponent	Score
1	H	Oregon	66 80	28	A	Arizona St.	70 61	67	H	Yale	100 65	108	A	Washington St.	70 62
8	A	Stanford	79 69	28	H	Arizona St.	68 66	69	A	Georgia	59 50	108	H	Washington St.	66 50
16	H	Oregon St.	83 74	38	N	UCF	61 56	73	A	Colorado	65 62	109	A	Utah	84 54
18	A	Indiana	68 58	46	A	Virginia	73 62	83	A	Southern California	68 70	117	H	Pacific	68 57
24	A	Arizona	66 92					83	H	Southern California	83 59	127	A	Washington	68 74
24	H	Arizona	70 58									127	H	Washington	85 80
												136	A	California	74 70
												223	H	Northern Colo.	92 58
												283	A	CSUN	58 44
												287	H	Long Beach St.	86 51
												293	H	LMU (CA)	74 52
												320	H	Weber St.	85 45
LAST 10 Division I															
127	A	Washington	68 74	8	A	Stanford	79 69								
108	A	Washington St.	70 62	28	A	Arizona St.	70 61								
16	H	Oregon St.	83 74	24	A	Arizona	66 92								
1	H	Oregon	66 80	108	H	Washington St.	66 50								
136	A	California	74 70	127	H	Washington	85 80								

Non-Div I Games:

UCLA

■ Loss,
 ■ Non-Conf, S Site,
 ■ Home
 ■ Away
 N Neutral

Average RPI Win:	114	WON-LOST	WINNING	LAST 10	STRENGTH OF	OPP. STRENGTH	TEAM	ADJ.	CONF.	ADJ CONF.
Average RPI Loss:	2	RECORD	PCT. RANK	GAMES	SCHEDULE	OF SCHEDULE	RPI	RPI	RPI	RPI
DIV. I ONLY	24- 3	10	8-2	18	9	5	5	9	9	
DIV. I NON-CONF.	10- 3	57	1-2	6	1	6	6	10	10	
TOTALS	RPI 1-25	RPI 26-50	W-L RECORDS	RPI 51-100	RPI 101-150	RPI 150+				
24- 3	2- 3	3- 0	OVERALL	8- 0	3- 0	8- 0				
11- 2	0- 2	2- 0	HOME	2- 0	2- 0	5- 0				
12- 1	2- 1	1- 0	AWAY	5- 0	1- 0	3- 0				
1- 0	0- 0	0- 0	NEUTRAL	1- 0	0- 0	0- 0				
10- 3	2- 3	1- 0	NON-CONFERENCE	4- 0	3- 0	0- 0				
4- 2	0- 2	1- 0	HOME	1- 0	2- 0	0- 0				
5- 1	2- 1	0- 0	AWAY	2- 0	1- 0	0- 0				
1- 0	0- 0	0- 0	NEUTRAL	1- 0	0- 0	0- 0				
14- 0	0- 0	2- 0	CONFERENCE	4- 0	0- 0	8- 0				
7- 0	0- 0	1- 0	HOME	1- 0	0- 0	5- 0				
7- 0	0- 0	1- 0	AWAY	3- 0	0- 0	3- 0				
0- 0	0- 0	0- 0	NEUTRAL	0- 0	0- 0	0- 0				

RPI	S	Opponent	Score	RPI	S	Opponent	Score	RPI	S	Opponent	Score	RPI	S	Opponent	Score
1	H	Oregon	56 74	38	A	UCF	59 52	53	A	Dayton	75 37	115	H	Notre Dame	81 57
2	A	South Carolina	52 70	38	H	UCF	66 53	54	H	Tennessee	60 45	120	A	Vanderbilt	64 51
4	H	Baylor	58 74	46	H	Virginia	83 44	66	N	Oklahoma	97 53	136	H	California	72 61
20	A	DePaul	84 74					71	A	South Fla.	67 47	157	H	Tulane	74 31
23	A	Ohio St.	73 62					74	A	Seton Hall	92 78	163	H	Wichita St.	83 55
								82	A	Cincinnati	105 58	192	A	Memphis	68 56
								82	H	Cincinnati	80 50	192	H	Memphis	94 55
								94	A	Temple	83 54	196	H	Houston	91 51
												222	A	SMU	80 42
												245	A	East Carolina	98 42
												266	H	Tulsa	92 34
LAST 10 Division I															
82	A	Cincinnati	105 58	192	H	Memphis	94 55								
38	H	UCF	66 53	1	H	Oregon	56 74								
157	H	Tulane	74 31	82	H	Cincinnati	80 50								
71	A	South Fla.	67 47	245	A	East Carolina	98 42								
2	A	South Carolina	52 70	54	H	Tennessee	60 45								

Non-Div I Games:

UConn

■ Loss,
 ■ Non-Conf, S Site,
 ■ Home
 ■ Away
 N Neutral

Average RPI Win:	293	WON-LOST	WINNING	LAST 10	STRENGTH OF	OPP. STRENGTH	TEAM	ADJ.	CONF.	ADJ CONF.
Average RPI Loss:	191	RECORD	PCT. RANK	GAMES	SCHEDULE	OF SCHEDULE	RPI	RPI	RPI	RPI
DIV. I ONLY	3- 25	343	1-9	291	260	342	342	22	22	
DIV. I NON-CONF.	1- 10	329	0	304	212	336	336	20	20	
TOTALS	RPI 1-25	RPI 26-50	W-L RECORDS	RPI 51-100	RPI 101-150	RPI 150+				
3- 25	0- 0	0- 1	OVERALL	0- 2	0- 5	3- 17				
2- 12	0- 0	0- 1	HOME	0- 1	0- 2	2- 8				
1- 13	0- 0	0- 0	AWAY	0- 1	0- 3	1- 9				
0- 0	0- 0	0- 0	NEUTRAL	0- 0	0- 0	0- 0				
1- 10	0- 0	0- 1	NON-CONFERENCE	0- 1	0- 3	1- 5				
0- 5	0- 0	0- 1	HOME	0- 0	0- 1	0- 3				
1- 5	0- 0	0- 0	AWAY	0- 1	0- 2	1- 2				
0- 0	0- 0	0- 0	NEUTRAL	0- 0	0- 0	0- 0				
2- 15	0- 0	0- 0	CONFERENCE	0- 1	0- 2	2- 12				
2- 7	0- 0	0- 0	HOME	0- 1	0- 1	2- 5				
0- 8	0- 0	0- 0	AWAY	0- 0	0- 1	0- 7				
0- 0	0- 0	0- 0	NEUTRAL	0- 0	0- 0	0- 0				

RPI S	Opponent	Score	RPI S	Opponent	Score	RPI S	Opponent	Score	RPI S	Opponent	Score	Team's RPI: 342
26	H Florida St.	42 86	62	H IUPUI	49 88	110	A Kansas	50 91	129	A Green Bay	36 73	
			93	A Kansas St.	40 84	129	H Green Bay	49 75	148	H Western Mich.	52 80	
						150	A Valparaiso	37 63	153	A Wright St.	55 79	
						153	H Wright St.	43 58	171	H Eastern Mich.	59 68	
						186	A Northern Ky.	35 78	186	H Northern Ky.	46 88	
						199	A Miami (OH)	35 85	200	A Cleveland St.	44 84	
						200	H Cleveland St.	43 83	212	H Eastern Ill.	45 80	
						236	A Milwaukee	55 71	236	H Milwaukee	60 66	
						253	A Youngstown St.	65 77	253	H Youngstown St.	59 53	
						268	H Indiana St.	40 61	278	A Oakland	46 63	
						278	H Oakland	70 64	333	A Detroit Mercy	52 58	
						333	H Detroit Mercy	62 70	336	A Purdue Fort Wayne	50 61	
						347	A Chicago St.	73 61				
LAST 10 Division I												
236	H Milwaukee	60 66	278	A Oakland	46 63							
129	H Green Bay	49 75	200	H Cleveland St.	43 83							
153	A Wright St.	55 79	253	H Youngstown St.	59 53							
186	A Northern Ky.	35 78	62	H IUPUI	49 88							
333	A Detroit Mercy	52 58	129	A Green Bay	36 73							

Non-Div I Games:

UIC

■ Loss,
 ■ Non-Conf,
 ■ S Site,
 ■ H Home
 ■ A Away
 N Neutral

U
M
B
CU
M
B
C

UMBC

Page 307

UMES				Through Games Of Feb. 26, 2020						
Average RPI Win:	229	WON-LOST	WINNING	LAST 10	STRENGTH OF	OPP. STRENGTH	TEAM	ADJ.	CONF.	ADJ CONF.
Average RPI Loss:	191	RECORD	PCT. RANK	GAMES	SCHEDULE	OF SCHEDULE	RPI	RPI	RPI	RPI
DIV. I ONLY		3- 21	330	1-9	188	315	325	325	29	29
DIV. I NON-CONF.		1- 10	329	0	76	154	291	291	29	29
<hr/>										
TOTALS	RPI 1-25	RPI 26-50		W-L RECORDS		RPI 51-100	RPI 101-150		RPI 150+	
3- 21	0- 0	0- 2		OVERALL		0- 2	1- 4		2- 13	
2- 8	0- 0	0- 0		HOME		0- 0	1- 2		1- 6	
1- 13	0- 0	0- 2		AWAY		0- 2	0- 2		1- 7	
0- 0	0- 0	0- 0		NEUTRAL		0- 0	0- 0		0- 0	
1- 10	0- 0	0- 2		NON-CONFERENCE		0- 2	1- 3		0- 3	
1- 3	0- 0	0- 0		HOME		0- 0	1- 1		0- 2	
0- 7	0- 0	0- 2		AWAY		0- 2	0- 2		0- 1	
0- 0	0- 0	0- 0		NEUTRAL		0- 0	0- 0		0- 0	
2- 11	0- 0	0- 0		CONFERENCE		0- 0	0- 1		2- 10	
1- 5	0- 0	0- 0		HOME		0- 0	0- 1		1- 4	
1- 6	0- 0	0- 0		AWAY		0- 0	0- 0		1- 6	
0- 0	0- 0	0- 0		NEUTRAL		0- 0	0- 0		0- 0	

RPI 1-25				RPI 26-50				RPI 51-100				RPI 101+				Team's RPI: 325
RPI	S	Opponent	Score	RPI	S	Opponent	Score	RPI	S	Opponent	Score	RPI	S	Opponent	Score	
				27	A	Old Dominion	39 48	51	A	Charlotte	44 64	107	H	Bethune-Cookman	53 62	
				39	A	Virginia Tech	43 86	98	A	Syracuse	50 65	113	A	William & Mary	50 78	
												121	H	Richmond	52 64	
												134	A	UNC Greensboro	48 86	
												142	H	Mt. St. Mary's	78 76	
												154	A	N.C. A&T	57 72	
												154	H	N.C. A&T	31 67	
												178	A	Norfolk St.	45 68	
												240	H	Georgetown	39 57	
												241	A	Morgan St.	71 61	
												241	H	Morgan St.	44 55	
												245	A	East Carolina	42 57	
												248	H	Howard	58 79	
												262	A	Delaware St.	58 72	
												276	H	Longwood	62 71	
												305	A	N.C. Central	70 78	
												305	H	N.C. Central	65 63	
												331	A	Coppin St.	63 66	
												341	H	Florida A&M	71 81	
												349	A	South Carolina St.	55 60	
LAST 10 Division I																
				154	A	N.C. A&T	57 72	241	A	Morgan St.	71 61					
				305	A	N.C. Central	70 78	262	A	Delaware St.	58 72					
				341	H	Florida A&M	71 81	241	H	Morgan St.	44 55					
				107	H	Bethune-Cookman	53 62	349	A	South Carolina St.	55 60					
				331	A	Coppin St.	63 66	178	A	Norfolk St.	45 68					

Non-Div I Games: Greensboro 65 48 Wesley 75 29

UMES

■ Loss,
 ■ Non-Conf,
 ■ S Site,
 ■ Home
 ■ A Away
 N Neutral

Average RPI Win:	274	WON-LOST	WINNING	LAST 10	STRENGTH OF	OPP. STRENGTH	TEAM	ADJ.	CONF.	ADJ CONF.
Average RPI Loss:	166	RECORD	PCT. RANK	GAMES	SCHEDULE	OF SCHEDULE	RPI	RPI	RPI	RPI
DIV. I ONLY	15- 10	107	8-2	300	252	209	209	31	31	
DIV. I NON-CONF.	5- 7	205	0	249	53	260	260	32	32	
TOTALS	RPI 1-25	RPI 26-50	W-L RECORDS	RPI 51-100	RPI 101-150	RPI 150+				
15- 10	0- 1	0- 0	OVERALL	0- 1	1- 4	14- 4				
9- 5	0- 0	0- 0	HOME	0- 1	1- 3	8- 1				
6- 5	0- 1	0- 0	AWAY	0- 0	0- 1	6- 3				
0- 0	0- 0	0- 0	NEUTRAL	0- 0	0- 0	0- 0				
5- 7	0- 1	0- 0	NON-CONFERENCE	0- 1	1- 4	4- 1				
4- 4	0- 0	0- 0	HOME	0- 1	1- 3	3- 0				
1- 3	0- 1	0- 0	AWAY	0- 0	0- 1	1- 1				
0- 0	0- 0	0- 0	NEUTRAL	0- 0	0- 0	0- 0				
10- 3	0- 0	0- 0	CONFERENCE	0- 0	0- 0	10- 3				
5- 1	0- 0	0- 0	HOME	0- 0	0- 0	5- 1				
5- 2	0- 0	0- 0	AWAY	0- 0	0- 0	5- 2				
0- 0	0- 0	0- 0	NEUTRAL	0- 0	0- 0	0- 0				

RPI 1-25				RPI 26-50				RPI 51-100				RPI 101+ Team's RPI: 209			
RPI	S	Opponent	Score	RPI	S	Opponent	Score	RPI	S	Opponent	Score	RPI	S	Opponent	Score
10	A	Missouri St.	58 83					93	H	Kansas St.	67 74	103	H	Liberty	44 68
												117	A	Pacific	60 89
												123	H	Davidson	64 74
												147	H	Missouri	59 56
												149	H	Loyola Chicago	67 72
												215	H	Portland St.	87 69
												226	A	Grand Canyon	74 53
												226	H	Grand Canyon	56 62
												232	A	CSU Bakersfield	60 70
												232	H	CSU Bakersfield	58 43
												235	A	George Mason	64 58
												244	H	Denver	83 79
												299	A	California Baptist	83 81
												299	H	California Baptist	75 65
												300	A	Utah Valley	41 62
												301	H	Eastern Wash.	66 55
												303	A	Seattle U	76 65
												307	A	Omaha	53 57
												314	A	UTRGV	72 58
												314	H	UTRGV	60 56
												319	A	New Mexico St.	55 50
												319	H	New Mexico St.	56 52
												347	H	Chicago St.	73 57
LAST 10 Division I															
299	A	California Baptist	83 81	347	H	Chicago St.	73 57								
232	H	CSU Bakersfield	58 43	299	H	California Baptist	75 65								
226	H	Grand Canyon	56 62	226	A	Grand Canyon	74 53								
319	A	New Mexico St.	55 50	232	A	CSU Bakersfield	60 70								
314	A	UTRGV	72 58	319	H	New Mexico St.	56 52								

Non-Div I Games: Rockhurst 78 60 Science & Arts Okla74 43

UMKC

Loss, Non-Conf, S Site, H Home A Away N Neutral

Average RPI Win:	295	WON-LOST	WINNING	LAST 10	STRENGTH OF	OPP. STRENGTH	TEAM	ADJ.	CONF.	ADJ CONF.
Average RPI Loss:	141	RECORD	PCT. RANK	GAMES	SCHEDULE	OF SCHEDULE	RPI	RPI	RPI	RPI
DIV. I ONLY	14- 14	172	5-5	264	308	225	225	26	26	
DIV. I NON-CONF.	4- 9	250	0	252	286	283	283	28	28	
TOTALS	RPI 1-25	RPI 26-50	W-L RECORDS	RPI 51-100	RPI 101-150	RPI 150+				
14- 14	0- 0	0- 0	OVERALL	0- 5	0- 2	14- 7				
8- 6	0- 0	0- 0	HOME	0- 2	0- 1	8- 3				
6- 8	0- 0	0- 0	AWAY	0- 3	0- 1	6- 4				
0- 0	0- 0	0- 0	NEUTRAL	0- 0	0- 0	0- 0				
4- 9	0- 0	0- 0	NON-CONFERENCE	0- 3	0- 2	4- 4				
2- 4	0- 0	0- 0	HOME	0- 1	0- 1	2- 2				
2- 5	0- 0	0- 0	AWAY	0- 2	0- 1	2- 2				
0- 0	0- 0	0- 0	NEUTRAL	0- 0	0- 0	0- 0				
10- 5	0- 0	0- 0	CONFERENCE	0- 2	0- 0	10- 3				
6- 2	0- 0	0- 0	HOME	0- 1	0- 0	6- 1				
4- 3	0- 0	0- 0	AWAY	0- 1	0- 0	4- 2				
0- 0	0- 0	0- 0	NEUTRAL	0- 0	0- 0	0- 0				

RPI 1-25				RPI 26-50				RPI 51-100				RPI 101+				Team's RPI: 225	
RPI	S	Opponent	Score	RPI	S	Opponent	Score	RPI	S	Opponent	Score	RPI	S	Opponent	Score		
								67	H	Yale	59	67	110	A	Kansas	44	79
								76	A	Boston College	46	89	140	H	Massachusetts	58	74
								81	A	Stony Brook	41	60	160	H	Dartmouth	51	62
								81	H	Stony Brook	69	89	165	A	Binghamton	66	56
								95	A	Colgate	51	73	165	H	Binghamton	58	62
													168	A	Providence	38	63
													174	A	Maine	53	77
													174	H	Maine	66	57
													185	A	Merrimack	50	73
													188	H	Cornell	56	70
													275	A	New Hampshire	66	53
													275	H	New Hampshire	58	53
													286	A	UMBC	52	65
													286	H	UMBC	75	64
													297	H	Vermont	61	47
													316	H	Fairleigh Dickinson	61	56
													322	A	Albany (NY)	78	75
													322	H	Albany (NY)	53	51
													324	A	Bryant	55	35
													330	H	LIU Brooklyn	65	56
													345	A	Hartford	68	63
													345	H	Hartford	64	56
													348	A	Central Conn. St.	56	54
LAST 10 Division I																	
				322	A	Albany (NY)	78	75	81	H	Stony Brook	69	89				
				165	H	Binghamton	58	62	275	A	New Hampshire	66	53				
				345	H	Hartford	64	56	81	A	Stony Brook	41	60				
				174	A	Maine	53	77	297	H	Vermont	61	47				
				286	A	UMBC	52	65	322	H	Albany (NY)	53	51				

Non-Div I Games:

UMass Lowell

■ Loss,
 ■ Non-Conf,
 ■ S Site,
 ■ H Home
 ■ A Away
 N Neutral

Average RPI Win: 269		WON-LOST	WINNING	LAST 10	STRENGTH OF	OPP. STRENGTH	TEAM	ADJ.	CONF.	ADJ CONF.
Average RPI Loss: 210		RECORD	PCT. RANK	GAMES	SCHEDULE	OF SCHEDULE	RPI	RPI	RPI	RPI
DIV. I ONLY		13- 12	168	4-6	327	329	249	249	25	25
DIV. I NON-CONF.		4- 3	138	0	333	336	233	233	27	27
TOTALS		RPI 1-25	RPI 26-50		W-L RECORDS		RPI 51-100	RPI 101-150	RPI 150+	
13- 12	0- 0	0- 0		OVERALL		0- 0	1- 5		12- 7	
6- 5	0- 0	0- 0		HOME		0- 0	1- 2		5- 3	
6- 7	0- 0	0- 0		AWAY		0- 0	0- 3		6- 4	
1- 0	0- 0	0- 0		NEUTRAL		0- 0	0- 0		1- 0	
4- 3		0- 0	0- 0		NON-CONFERENCE		0- 0	0- 2		4- 1
1- 1	0- 0	0- 0		HOME		0- 0	0- 1		1- 0	
2- 2	0- 0	0- 0		AWAY		0- 0	0- 1		2- 1	
1- 0	0- 0	0- 0		NEUTRAL		0- 0	0- 0		1- 0	
9- 9		0- 0	0- 0		CONFERENCE		0- 0	1- 3		8- 6
5- 4	0- 0	0- 0		HOME		0- 0	1- 1		4- 3	
4- 5	0- 0	0- 0		AWAY		0- 0	0- 2		4- 3	
0- 0	0- 0	0- 0		NEUTRAL		0- 0	0- 0		0- 0	

[illegible]

UNC Asheville

■ Loss, ■ Non-Conf, S Site, H Home A Away N Neutral

UNC Greensboro

Through Games Of Feb. 26, 2020

Average RPI Win:	250	WON-LOST	WINNING	LAST 10	STRENGTH OF	OPP. STRENGTH	TEAM	ADJ.	CONF.	ADJ CONF.
Average RPI Loss:	159	RECORD	PCT. RANK	GAMES	SCHEDULE	OF SCHEDULE	RPI	RPI	RPI	RPI
DIV. I ONLY	17- 7	54	7-3	283	274	134	134	27	27	
DIV. I NON-CONF.	8- 4	90	0	145	298	93	93	22	22	
TOTALS	RPI 1-25	RPI 26-50	W-L RECORDS	RPI 51-100	RPI 101-150	RPI 150+				
17- 7	0- 0	0- 0	OVERALL	0- 1	2- 2	15- 4				
10- 2	0- 0	0- 0	HOME	0- 0	0- 1	10- 1				
7- 5	0- 0	0- 0	AWAY	0- 1	2- 1	5- 3				
0- 0	0- 0	0- 0	NEUTRAL	0- 0	0- 0	0- 0				
8- 4	0- 0	0- 0	NON-CONFERENCE	0- 1	2- 2	6- 1				
4- 1	0- 0	0- 0	HOME	0- 0	0- 1	4- 0				
4- 3	0- 0	0- 0	AWAY	0- 1	2- 1	2- 1				
0- 0	0- 0	0- 0	NEUTRAL	0- 0	0- 0	0- 0				
9- 3	0- 0	0- 0	CONFERENCE	0- 0	0- 0	9- 3				
6- 1	0- 0	0- 0	HOME	0- 0	0- 0	6- 1				
3- 2	0- 0	0- 0	AWAY	0- 0	0- 0	3- 2				
0- 0	0- 0	0- 0	NEUTRAL	0- 0	0- 0	0- 0				

RPI 1-25			RPI 26-50			RPI 51-100			RPI 101+ Team's RPI: 134		
RPI	S	Opponent	Score	RPI	S	Opponent	Score	RPI	S	Opponent	Score
						79 A Coastal Caro.	54 63	103 A Liberty		58 53	
								112 A Wake Forest		67 65	
								118 A Campbell		64 72	
								121 H Richmond		62 70	
								154 A N.C. A&T		48 57	
								172 H High Point		82 70	
								175 H Samford		42 56	
								198 A Chattanooga		59 74	
								198 H Chattanooga		49 41	
								211 A Furman		59 53	
								211 H Furman		61 53	
								233 H Appalachian St.		54 47	
								249 A UNC Asheville		67 40	
								261 A Col. of Charleston		69 56	
								271 A Wofford		61 66	
								271 H Wofford		49 45	
								291 A ETSU		65 45	
								291 H ETSU		63 47	
								313 H Georgia St.		64 49	
								325 H UMES		86 48	
								328 H Mercer		67 51	
								339 A Western Caro.		72 61	
								339 H Western Caro.		54 43	
LAST 10 Division I											
211 H		Furman	61 53	175 H		Samford	42 56				
271 H		Wofford	49 45	328 H		Mercer	67 51				
339 A		Western Caro.	72 61	271 A		Wofford	61 66				
291 A		ETSU	65 45	211 A		Furman	59 53				
198 A		Chattanooga	59 74	339 H		Western Caro.	54 43				

Non-Div I Games: Erskine 106 44 Concord 80 45 Lenoir-Rhyne 84 59

UNC Greensboro

Loss, Non-Conf, S Site, H Home A Away N Neutral

Average RPI Win:	255	WON-LOST	WINNING	LAST 10	STRENGTH OF	OPP. STRENGTH	TEAM	ADJ.	CONF.	ADJ CONF.
Average RPI Loss:	142	RECORD	PCT. RANK	GAMES	SCHEDULE	OF SCHEDULE	RPI	RPI	RPI	RPI
DIV. I ONLY	6- 17	302	2-8	138	211	272	272	14	14	
DIV. I NON-CONF.	2- 7	288	0	203	306	300	300	13	13	
TOTALS	RPI 1-25	RPI 26-50	W-L RECORDS	RPI 51-100	RPI 101-150	RPI 150+				
6- 17	0- 1	0- 3	OVERALL	0- 1	1- 4	5- 8				
3- 8	0- 0	0- 2	HOME	0- 1	0- 1	3- 4				
3- 8	0- 1	0- 1	AWAY	0- 0	1- 2	2- 4				
0- 1	0- 0	0- 0	NEUTRAL	0- 0	0- 1	0- 0				
2- 7	0- 1	0- 0	NON-CONFERENCE	0- 1	0- 2	2- 3				
1- 3	0- 0	0- 0	HOME	0- 1	0- 0	1- 2				
1- 3	0- 1	0- 0	AWAY	0- 0	0- 1	1- 1				
0- 1	0- 0	0- 0	NEUTRAL	0- 0	0- 1	0- 0				
4- 10	0- 0	0- 3	CONFERENCE	0- 0	1- 2	3- 5				
2- 5	0- 0	0- 2	HOME	0- 0	0- 1	2- 2				
2- 5	0- 0	0- 1	AWAY	0- 0	1- 1	1- 3				
0- 0	0- 0	0- 0	NEUTRAL	0- 0	0- 0	0- 0				

RPI 1-25				RPI 26-50				RPI 51-100				RPI 101+ Team's RPI: 272			
RPI	S	Opponent	Score	RPI	S	Opponent	Score	RPI	S	Opponent	Score	RPI	S	Opponent	Score
22	A	NC State	40 80	41	A	James Madison	52 76	79	H	Coastal Caro.	43 62	112	A	Wake Forest	55 65
				41	H	James Madison	58 66					113	A	William & Mary	72 55
				42	H	Drexel	72 73					113	H	William & Mary	55 63
												116	N	North Carolina	45 85
												126	A	Northeastern	61 63
												176	A	Elon	53 77
												176	H	Elon	57 60
												180	A	Towson	45 78
												180	H	Towson	41 62
												181	H	Delaware	71 65
												216	H	Kennesaw St.	56 58
												252	H	Winthrop	63 75
												261	A	Col. of Charleston	63 67
												261	H	Col. of Charleston	74 50
												276	A	Longwood	58 59
												308	A	Presbyterian	70 60
												317	A	Hofstra	62 59
												349	H	South Carolina St.	84 46
LAST 10 Division I															
261	H	Col. of Charleston	74 50	126	A	Northeastern	61 63								
41	A	James Madison	52 76	317	A	Hofstra	62 59								
180	A	Towson	45 78	261	A	Col. of Charleston	63 67								
113	H	William & Mary	55 63	180	H	Towson	41 62								
176	H	Elon	57 60	41	H	James Madison	58 66								

Non-Div I Games: Catawba 75 78 Mount Olive 75 67

UNCW

Loss, Non-Conf, S Site, H Home A Away N Neutral

UNI		WON-LOST	WINNING	LAST 10	STRENGTH OF	OPP. STRENGTH	TEAM	ADJ.	CONF.	ADJ CONF.
Average RPI Win: 164		RECORD	PCT. RANK	GAMES	SCHEDULE	OF SCHEDULE	RPI	RPI	RPI	RPI
Average RPI Loss: 65										
DIV. I ONLY		15- 10	107	5-5	92	60	78	78	8	8
DIV. I NON-CONF.		7- 3	80	0	107	4	48	48	7	7
<hr/>										
TOTALS	RPI 1-25	RPI 26-50		W-L RECORDS	RPI 51-100		RPI 101-150		RPI 150+	
15- 10	1- 3	1- 3		OVERALL	4- 3		3- 0		6- 1	
9- 2	1- 1	1- 0		HOME	2- 1		2- 0		3- 0	
6- 6	0- 1	0- 3		AWAY	2- 1		1- 0		3- 1	
0- 2	0- 1	0- 0		NEUTRAL	0- 1		0- 0		0- 0	
7- 3	1- 1	0- 1		NON-CONFERENCE	2- 1		1- 0		3- 0	
3- 0	1- 0	0- 0		HOME	1- 0		0- 0		1- 0	
4- 1	0- 0	0- 1		AWAY	1- 0		1- 0		2- 0	
0- 2	0- 1	0- 0		NEUTRAL	0- 1		0- 0		0- 0	
8- 7	0- 2	1- 2		CONFERENCE	2- 2		2- 0		3- 1	
6- 2	0- 1	1- 0		HOME	1- 1		2- 0		2- 0	
2- 5	0- 1	0- 2		AWAY	1- 1		0- 0		1- 1	
0- 0	0- 0	0- 0		NEUTRAL	0- 0		0- 0		0- 0	

RPI 1-25				RPI 26-50				RPI 51-100 Team's RPI: 78				RPI 101+			
RPI	S	Opponent	Score	RPI	S	Opponent	Score	RPI	S	Opponent	Score	RPI	S	Opponent	Score
10	A	Missouri St.	66 80	29	A	Drake	87 104	56	A	Iowa St.	71 63	147	A	Missouri	78 73
10	H	Missouri St.	55 66	36	A	Bradley	47 61	62	H	IUPUI	51 50	149	H	Loyola Chicago	70 50
11	H	Iowa	88 66	36	H	Bradley	64 57	63	N	Alabama	77 87	150	H	Valparaiso	77 70
23	N	Ohio St.	46 64	43	A	Creighton	54 57	84	A	Illinois St.	57 65	163	A	Wichita St.	61 50
								84	H	Illinois St.	61 69	265	H	North Dakota St.	95 63
								99	A	Southern Ill.	60 57	268	A	Indiana St.	63 65
								99	H	Southern Ill.	71 66	268	H	Indiana St.	73 43
												307	A	Omaha	81 45
												321	A	Evansville	67 49
												321	H	Evansville	76 60
<hr/>															
LAST 10 Division I															
36	H	Bradley	64 57	10	H	Missouri St.	55 66								
84	H	Illinois St.	61 69	150	H	Valparaiso	77 70								
321	A	Evansville	67 49	149	H	Loyola Chicago	70 50								
268	A	Indiana St.	63 65	84	A	Illinois St.	57 65								
99	H	Southern Ill.	71 66	36	A	Bradley	47 61								

Non-Div I Games: Northwest Mo. St. 78 53

UNI

Loss, Non-Conf, S Site, H Home A Away N Neutral

Average RPI Win:	213	WON-LOST	WINNING	LAST 10	STRENGTH OF	OPP. STRENGTH	TEAM	ADJ.	CONF.	ADJ CONF.
Average RPI Loss:	155	RECORD	PCT. RANK	GAMES	SCHEDULE	OF SCHEDULE	RPI	RPI	RPI	RPI
DIV. I ONLY	13- 15	194	4-6	173	175	205	205	17	17	
DIV. I NON-CONF.	4- 7	225	0	168	93	246	246	19	19	
TOTALS	RPI 1-25	RPI 26-50	W-L RECORDS	RPI 51-100	RPI 101-150	RPI 150+				
13- 15	0- 1	0- 1	OVERALL	3- 4	0- 0	10- 9				
9- 6	0- 1	0- 1	HOME	3- 1	0- 0	6- 3				
4- 9	0- 0	0- 0	AWAY	0- 3	0- 0	4- 6				
0- 0	0- 0	0- 0	NEUTRAL	0- 0	0- 0	0- 0				
4- 7	0- 1	0- 1	NON-CONFERENCE	2- 1	0- 0	2- 4				
3- 4	0- 1	0- 1	HOME	2- 0	0- 0	1- 2				
1- 3	0- 0	0- 0	AWAY	0- 1	0- 0	1- 2				
0- 0	0- 0	0- 0	NEUTRAL	0- 0	0- 0	0- 0				
9- 8	0- 0	0- 0	CONFERENCE	1- 3	0- 0	8- 5				
6- 2	0- 0	0- 0	HOME	1- 1	0- 0	5- 1				
3- 6	0- 0	0- 0	AWAY	0- 2	0- 0	3- 4				
0- 0	0- 0	0- 0	NEUTRAL	0- 0	0- 0	0- 0				

RPI 1-25				RPI 26-50				RPI 51-100				RPI 101+ Team's RPI: 205			
RPI	S	Opponent	Score	RPI	S	Opponent	Score	RPI	S	Opponent	Score	RPI	S	Opponent	Score
25	H	Duke	45 57	46	H	Virginia	55 63	61	H	St. John's (NY)	79 75	162	A	San Jose St.	60 62
								70	A	Fresno St.	58 72	176	H	Elon	44 50
								70	H	Fresno St.	66 72	177	A	Southern Utah	68 72
								71	H	South Fla.	61 51	183	H	Wyoming	65 53
								83	A	Southern California	54 75	193	A	Pepperdine	69 44
								100	A	Boise St.	52 81	219	A	New Mexico	68 51
								100	H	Boise St.	66 65	219	H	New Mexico	64 80
												226	A	Grand Canyon	51 53
												228	H	Cal St. Fullerton	58 64
												234	A	San Diego St.	39 48
												234	H	San Diego St.	72 67
												242	A	Nevada	59 62
												242	H	Nevada	66 64
												274	A	Colorado St.	56 60
												274	H	Colorado St.	56 52
												280	A	Air Force	67 60
												282	A	Utah St.	60 46
												282	H	Utah St.	69 45
												349	H	South Carolina St.	66 57
LAST 10 Division I															
100	A	Boise St.	52 81	70	A	Fresno St.	58 72								
234	H	San Diego St.	72 67	282	H	Utah St.	69 45								
274	A	Colorado St.	56 60	274	H	Colorado St.	56 52								
219	H	New Mexico	64 80	234	A	San Diego St.	39 48								
242	A	Nevada	59 62	242	H	Nevada	66 64								

Non-Div I Games:

UNLV

■ Loss,
 ■ Non-Conf,
 ■ S Site,
 ■ H Home
 ■ A Away
 N Neutral

USC Upstate

Through Games Of Feb. 26, 2020

Average RPI Win:	338	WON-LOST	WINNING	LAST 10	STRENGTH OF	OPP. STRENGTH	TEAM	ADJ.	CONF.	ADJ CONF.
Average RPI Loss:	182	RECORD	PCT. RANK	GAMES	SCHEDULE	OF SCHEDULE	RPI	RPI	RPI	RPI
DIV. I ONLY	6- 18	310	2-8	301	293	327	327	25	25	
DIV. I NON-CONF.	3- 4	201	0	319	194	276	276	27	27	
TOTALS	RPI 1-25	RPI 26-50	W-L RECORDS	RPI 51-100	RPI 101-150	RPI 150+				
6- 18	0- 1	0- 0	OVERALL	0- 1	0- 4	6- 12				
5- 7	0- 0	0- 0	HOME	0- 0	0- 2	5- 5				
1- 11	0- 1	0- 0	AWAY	0- 1	0- 2	1- 7				
0- 0	0- 0	0- 0	NEUTRAL	0- 0	0- 0	0- 0				
3- 4	0- 1	0- 0	NON-CONFERENCE	0- 1	0- 0	3- 2				
3- 0	0- 0	0- 0	HOME	0- 0	0- 0	3- 0				
0- 4	0- 1	0- 0	AWAY	0- 1	0- 0	0- 2				
0- 0	0- 0	0- 0	NEUTRAL	0- 0	0- 0	0- 0				
3- 14	0- 0	0- 0	CONFERENCE	0- 0	0- 4	3- 10				
2- 7	0- 0	0- 0	HOME	0- 0	0- 2	2- 5				
1- 7	0- 0	0- 0	AWAY	0- 0	0- 2	1- 5				
0- 0	0- 0	0- 0	NEUTRAL	0- 0	0- 0	0- 0				

RPI 1-25				RPI 26-50				RPI 51-100				RPI 101+ Team's RPI: 327			
RPI	S	Opponent	Score	RPI	S	Opponent	Score	RPI	S	Opponent	Score	RPI	S	Opponent	Score
2	A	South Carolina	32 112					69	A	Georgia	53 67	118	A	Campbell	38 50
												118	H	Campbell	72 80
												144	A	Hampton	40 60
												144	H	Hampton	73 86
												170	A	Jacksonville	43 87
												172	A	High Point	46 85
												172	H	High Point	45 81
												184	A	Gardner-Webb	53 63
												202	A	Radford	57 78
												202	H	Radford	41 57
												245	A	East Carolina	48 69
												249	A	UNC Asheville	45 53
												249	H	UNC Asheville	48 68
												252	H	Winthrop	38 52
												276	H	Longwood	62 70
												308	A	Presbyterian	42 55
												308	H	Presbyterian	70 60
												339	H	Western Caro.	70 62
												341	H	Florida A&M	74 61
												344	A	Charleston So.	71 64
												344	H	Charleston So.	70 53
												349	H	South Carolina St.	58 47
LAST 10 Division I															
				202	A	Radford	57 78	308	H	Presbyterian	70 60				
				249	A	UNC Asheville	45 53	118	H	Campbell	72 80				
				144	H	Hampton	73 86	308	A	Presbyterian	42 55				
				344	A	Charleston So.	71 64	202	H	Radford	41 57				
				172	H	High Point	45 81	184	A	Gardner-Webb	53 63				

Non-Div I Games: Mars Hill 89 31 UNKNOWN 71 49

USC Upstate

Loss, Non-Conf, S Site, H Home A Away N Neutral

Average RPI Win:	241	WON-LOST	WINNING	LAST 10	STRENGTH OF	OPP. STRENGTH	TEAM	ADJ.	CONF.	ADJ CONF.
Average RPI Loss:	73	RECORD	PCT. RANK	GAMES	SCHEDULE	OF SCHEDULE	RPI	RPI	RPI	RPI
DIV. I ONLY	16- 10	94	7-3	118	163	106	106	21	21	
DIV. I NON-CONF.	6- 6	164	0	70	58	112	112	21	21	
TOTALS	RPI 1-25	RPI 26-50	W-L RECORDS	RPI 51-100	RPI 101-150	RPI 150+				
16- 10	0- 3	0- 2	OVERALL	1- 3	0- 1	15- 1				
9- 3	0- 0	0- 0	HOME	0- 2	0- 1	9- 0				
7- 4	0- 1	0- 1	AWAY	1- 1	0- 0	6- 1				
0- 3	0- 2	0- 1	NEUTRAL	0- 0	0- 0	0- 0				
6- 6	0- 3	0- 1	NON-CONFERENCE	1- 1	0- 1	5- 0				
3- 2	0- 0	0- 0	HOME	0- 1	0- 1	3- 0				
3- 1	0- 1	0- 0	AWAY	1- 0	0- 0	2- 0				
0- 3	0- 2	0- 1	NEUTRAL	0- 0	0- 0	0- 0				
10- 4	0- 0	0- 1	CONFERENCE	0- 2	0- 0	10- 1				
6- 1	0- 0	0- 0	HOME	0- 1	0- 0	6- 0				
4- 3	0- 0	0- 1	AWAY	0- 1	0- 0	4- 1				
0- 0	0- 0	0- 0	NEUTRAL	0- 0	0- 0	0- 0				

RPI 1-25			RPI 26-50			RPI 51-100			RPI 101+			Team's RPI: 106
RPI	S	Opponent	Score	RPI	S	Opponent	Score	RPI	S	Opponent	Score	Score
1	N	Oregon	54 91	48	N	Oklahoma St.	47 60	58	H	Marist	57 73	146 H Texas Southern 63 74
6	N	Louisville	67 76	49	A	Troy	69 85	79	A	Coastal Caro.	56 62	153 H Wright St. 68 62
7	A	Northwestern	47 74					79	H	Coastal Caro.	62 80	195 A Little Rock 62 46
								93	A	Kansas St.	57 53	195 H Little Rock 65 58
												208 H Louisiana 79 52
												222 H SMU 51 46
												233 A Appalachian St. 82 60
												233 H Appalachian St. 63 44
												247 A South Alabama 68 45
												258 A Texas St. 55 72
												258 H Texas St. 69 49
												259 A North Texas 68 49
												260 A Arkansas St. 89 62
												260 H Arkansas St. 71 44
												346 A Grambling 88 54
												347 H Chicago St. 84 53
												350 H La.-Monroe 72 34
LAST 10 Division I												
258	H	Texas St.	69 49	258	A	Texas St.	55 72					
195	A	Little Rock	62 46	49	A	Troy	69 85					
260	A	Arkansas St.	89 62	247	A	South Alabama	68 45					
79	H	Coastal Caro.	62 80	350	H	La.-Monroe	72 34					
233	H	Appalachian St.	63 44	208	H	Louisiana	79 52					

Non-Div I Games:

UT Arlington

■ Loss,
 ■ Non-Conf,
 ■ S Site,
 ■ H Home
 ■ A Away
 N Neutral

Average RPI Win:	219	WON-LOST	WINNING	LAST 10	STRENGTH OF	OPP. STRENGTH	TEAM	ADJ.	CONF.	ADJ CONF.
Average RPI Loss:	75	RECORD	PCT. RANK	GAMES	SCHEDULE	OF SCHEDULE	RPI	RPI	RPI	RPI
DIV. I ONLY	18- 9	70	8-2	67	196	50	50	20	20	
DIV. I NON-CONF.	4- 7	225	0	16	15	115	115	23	23	
TOTALS	RPI 1-25	RPI 26-50	W-L RECORDS	RPI 51-100	RPI 101-150	RPI 150+				
18- 9	0- 3	0- 1	OVERALL	2- 3	0- 1	16- 1				
11- 1	0- 1	0- 0	HOME	2- 0	0- 0	9- 0				
7- 8	0- 2	0- 1	AWAY	0- 3	0- 1	7- 1				
0- 0	0- 0	0- 0	NEUTRAL	0- 0	0- 0	0- 0				
4- 7	0- 3	0- 1	NON-CONFERENCE	1- 3	0- 0	3- 0				
4- 1	0- 1	0- 0	HOME	1- 0	0- 0	3- 0				
0- 6	0- 2	0- 1	AWAY	0- 3	0- 0	0- 0				
0- 0	0- 0	0- 0	NEUTRAL	0- 0	0- 0	0- 0				
14- 2	0- 0	0- 0	CONFERENCE	1- 0	0- 1	13- 1				
7- 0	0- 0	0- 0	HOME	1- 0	0- 0	6- 0				
7- 2	0- 0	0- 0	AWAY	0- 0	0- 1	7- 1				
0- 0	0- 0	0- 0	NEUTRAL	0- 0	0- 0	0- 0				

RPI 1-25					RPI 26-50					Team's RPI: 50					RPI 51-100					RPI 101+				
RPI	S	Opponent	Score		RPI	S	Opponent	Score		RPI	S	Opponent	Score		RPI	S	Opponent	Score						
6	H	Louisville	63	71	37	A	Arkansas	46	96	55	H	Belmont	74	57	119	A	Southeast Mo. St.	69	71					
13	A	Gonzaga	55	78						62	H	IUPUI	57	51	175	H	Samford	80	75					
15	A	Mississippi St.	46	82						84	A	Illinois St.	47	70	182	A	Austin Peay	69	61					
										88	A	Saint Louis	50	56	182	H	Austin Peay	65	61					
										99	A	Southern Ill.	59	70	198	H	Chattanooga	78	51					
															210	A	Tennessee Tech	86	65					
															210	H	Tennessee Tech	71	62					
															212	A	Eastern Ill.	70	74					
															212	H	Eastern Ill.	88	64					
															229	A	Murray St.	89	64					
															229	H	Murray St.	98	56					
															254	H	Lipscomb	83	67					
															255	A	Jacksonville St.	73	56					
															255	H	Jacksonville St.	86	72					
															277	A	Morehead St.	82	64					
															285	A	Eastern Ky.	65	50					
															334	H	Tennessee St.	88	71					
															340	A	SIUE	79	39					
LAST 10 Division I																								
255	A	Jacksonville St.	73	56	210	H	Tennessee Tech	71	62															
210	A	Tennessee Tech	86	65	277	A	Morehead St.	82	64															
212	H	Eastern Ill.	88	64	285	A	Eastern Ky.	65	50															
119	A	Southeast Mo. St.	69	71	340	A	SIUE	79	39															
255	H	Jacksonville St.	86	72	212	A	Eastern Ill.	70	74															

Non-Div I Games:

UT Martin

■ Loss,
 ■ Non-Conf,
 ■ S Site,
 ■ Home
 ■ A Away
 N Neutral

Average RPI Win:	263	WON-LOST	WINNING	LAST 10	STRENGTH OF	OPP. STRENGTH	TEAM	ADJ.	CONF.	ADJ CONF.
Average RPI Loss:	132	RECORD	PCT. RANK	GAMES	SCHEDULE	OF SCHEDULE	RPI	RPI	RPI	RPI
DIV. I ONLY	14- 12	159	3-7	256	188	221	221	13	13	
DIV. I NON-CONF.	7- 4	100	0	322	333	267	267	16	16	
TOTALS	RPI 1-25	RPI 26-50	W-L RECORDS	RPI 51-100	RPI 101-150	RPI 150+				
14- 12	0- 1	0- 2	OVERALL	1- 3	1- 1	12- 5				
11- 6	0- 1	0- 1	HOME	1- 2	1- 0	9- 2				
3- 6	0- 0	0- 1	AWAY	0- 1	0- 1	3- 3				
0- 0	0- 0	0- 0	NEUTRAL	0- 0	0- 0	0- 0				
7- 4	0- 1	0- 0	NON-CONFERENCE	0- 0	1- 0	6- 3				
6- 3	0- 1	0- 0	HOME	0- 0	1- 0	5- 2				
1- 1	0- 0	0- 0	AWAY	0- 0	0- 0	1- 1				
0- 0	0- 0	0- 0	NEUTRAL	0- 0	0- 0	0- 0				
7- 8	0- 0	0- 2	CONFERENCE	1- 3	0- 1	6- 2				
5- 3	0- 0	0- 1	HOME	1- 2	0- 0	4- 0				
2- 5	0- 0	0- 1	AWAY	0- 1	0- 1	2- 2				
0- 0	0- 0	0- 0	NEUTRAL	0- 0	0- 0	0- 0				

RPI 1-25				RPI 26-50				RPI 51-100				RPI 101+ Team's RPI: 221			
RPI	S	Opponent	Score	RPI	S	Opponent	Score	RPI	S	Opponent	Score	RPI	S	Opponent	Score
24	H	Arizona	43 54	27	H	Old Dominion	69 77	51	H	Charlotte	82 76	122	A	UAB	51 63
				34	A	Western Ky.	65 78	57	A	Middle Tenn.	60 76	148	H	Western Mich.	76 46
								57	H	Middle Tenn.	80 92	191	H	Fla. Atlantic	96 65
								64	H	Rice	61 69	204	A	Southern Miss.	89 72
												219	H	New Mexico	78 93
												222	A	SMU	56 60
												230	A	Marshall	66 76
												259	H	North Texas	67 63
												263	A	Louisiana Tech	80 87
												266	H	Tulsa	51 58
												302	H	UC Riverside	63 50
												304	H	FIU	64 34
												312	A	UTSA	85 59
												312	H	UTSA	94 54
												313	H	Georgia St.	71 68
												319	A	New Mexico St.	63 57
												319	H	New Mexico St.	65 45
												320	H	Weber St.	70 51
												332	H	Alcorn	92 47
LAST 10 Division I															
				57	H	Middle Tenn.	80 92	51	H	Charlotte	82 76				
				312	A	UTSA	85 59	122	A	UAB	51 63				
				230	A	Marshall	66 76	57	A	Middle Tenn.	60 76				
				34	A	Western Ky.	65 78	259	H	North Texas	67 63				
				27	H	Old Dominion	69 77	64	H	Rice	61 69				

Non-Div I Games:

UTEP

■ Loss,
 ■ Non-Conf, S Site,
 ■ Home
 ■ Away
 N Neutral

Average RPI Win:	308	WON-LOST	WINNING	LAST 10	STRENGTH OF	OPP. STRENGTH	TEAM	ADJ.	CONF.	ADJ CONF.
Average RPI Loss:	196	RECORD	PCT. RANK	GAMES	SCHEDULE	OF SCHEDULE	RPI	RPI	RPI	RPI
DIV. I ONLY	7- 15	284	4-6	307	322	314	314	31	31	
DIV. I NON-CONF.	1- 8	322	0	152	169	312	312	32	32	
TOTALS	RPI 1-25	RPI 26-50	W-L RECORDS	RPI 51-100	RPI 101-150	RPI 150+				
7- 15	0- 0	0- 1	OVERALL	0- 4	0- 1	7- 9				
5- 4	0- 0	0- 0	HOME	0- 1	0- 1	5- 2				
2- 9	0- 0	0- 1	AWAY	0- 3	0- 0	2- 5				
0- 2	0- 0	0- 0	NEUTRAL	0- 0	0- 0	0- 2				
1- 8	0- 0	0- 1	NON-CONFERENCE	0- 4	0- 1	1- 2				
1- 2	0- 0	0- 0	HOME	0- 1	0- 1	1- 0				
0- 4	0- 0	0- 1	AWAY	0- 3	0- 0	0- 0				
0- 2	0- 0	0- 0	NEUTRAL	0- 0	0- 0	0- 2				
6- 7	0- 0	0- 0	CONFERENCE	0- 0	0- 0	6- 7				
4- 2	0- 0	0- 0	HOME	0- 0	0- 0	4- 2				
2- 5	0- 0	0- 0	AWAY	0- 0	0- 0	2- 5				
0- 0	0- 0	0- 0	NEUTRAL	0- 0	0- 0	0- 0				

RPI S	Opponent	Score	RPI S	Opponent	Score	RPI S	Opponent	Score	RPI S	Opponent	Score	Team's RPI: 314
44	A Texas	69 85	83	A Southern California	43 80	146	H Texas Southern	44 71				
			91	A A&M-Corpus Christi	50 61	209	A UMKC	56 60				
			91	H A&M-Corpus Christi	54 59	209	H UMKC	58 72				
			93	A Kansas St.	66 79	226	A Grand Canyon	60 62				
						232	A CSU Bakersfield	66 52				
						242	N Nevada	57 62				
						287	N Long Beach St.	65 69				
						299	H California Baptist	87 68				
						300	A Utah Valley	54 61				
						300	H Utah Valley	67 76				
						303	A Seattle U	70 78				
						303	H Seattle U	85 81				
						312	H UTSA	75 64				
						319	A New Mexico St.	75 76				
						319	H New Mexico St.	74 63				
						347	A Chicago St.	87 67				
						347	H Chicago St.	77 68				
LAST 10 Division I												
319	H New Mexico St.	74 63	232	A CSU Bakersfield	66 52							
303	A Seattle U	70 78	226	A Grand Canyon	60 62							
300	A Utah Valley	54 61	319	A New Mexico St.	75 76							
347	H Chicago St.	77 68	300	H Utah Valley	67 76							
209	H UMKC	58 72	303	H Seattle U	85 81							

Non-Div I Games: Tex. A&M-Kingsville 66 45 Tex. A&M Int'l 72 56 Texas Lutheran 98 46 Minot St. 75 56

UTRGV

Loss, Non-Conf, S Site, H Home A Away N Neutral

Average RPI Win:	275	WON-LOST	WINNING	LAST 10	STRENGTH OF	OPP. STRENGTH	TEAM	ADJ.	CONF.	ADJ CONF.
Average RPI Loss:	158	RECORD	PCT. RANK	GAMES	SCHEDULE	OF SCHEDULE	RPI	RPI	RPI	RPI
DIV. I ONLY	3- 20	329	0-10	153	173	312	312	13	13	
DIV. I NON-CONF.	1- 7	321	0	186	262	320	320	16	16	
TOTALS	RPI 1-25	RPI 26-50	W-L RECORDS	RPI 51-100	RPI 101-150	RPI 150+				
3- 20	0- 0	0- 3	OVERALL	0- 3	0- 3	3- 11				
2- 7	0- 0	0- 1	HOME	0- 2	0- 0	2- 4				
1- 12	0- 0	0- 2	AWAY	0- 1	0- 2	1- 7				
0- 1	0- 0	0- 0	NEUTRAL	0- 0	0- 1	0- 0				
1- 7	0- 0	0- 1	NON-CONFERENCE	0- 0	0- 2	1- 4				
1- 1	0- 0	0- 0	HOME	0- 0	0- 0	1- 1				
0- 5	0- 0	0- 1	AWAY	0- 0	0- 1	0- 3				
0- 1	0- 0	0- 0	NEUTRAL	0- 0	0- 1	0- 0				
2- 13	0- 0	0- 2	CONFERENCE	0- 3	0- 1	2- 7				
1- 6	0- 0	0- 1	HOME	0- 2	0- 0	1- 3				
1- 7	0- 0	0- 1	AWAY	0- 1	0- 1	1- 4				
0- 0	0- 0	0- 0	NEUTRAL	0- 0	0- 0	0- 0				

RPI S	Opponent	Score	RPI S	Opponent	Score	RPI S	Opponent	Score	RPI S	Opponent	Score	Team's RPI: 312
27	H Old Dominion	43 62	51	H Charlotte	47 67	109	N Utah	45 91				
34	A Western Ky.	57 85	57	A Middle Tenn.	48 69	122	A UAB	55 94				
44	A Texas	53 84	64	H Rice	62 74	141	A Texas Tech	58 115				
						151	H Sam Houston St.	77 81				
						191	H Fla. Atlantic	53 80				
						197	A Hawaii	50 62				
						204	A Southern Miss.	65 82				
						221	A UTEP	54 94				
						221	H UTEP	59 85				
						230	A Marshall	53 66				
						257	H Incarnate Word	63 56				
						258	A Texas St.	69 74				
						259	A North Texas	55 94				
						259	H North Texas	55 79				
						263	A Louisiana Tech	82 73				
						304	H FIU	60 45				
						314	A UTRGV	64 75				
LAST 10 Division I												
259	A North Texas	55 94	27	H Old Dominion	43 62							
221	H UTEP	59 85	57	A Middle Tenn.	48 69							
34	A Western Ky.	57 85	122	A UAB	55 94							
230	A Marshall	53 66	64	H Rice	62 74							
51	H Charlotte	47 67	259	H North Texas	55 79							

Non-Div I Games: Texas Wesleyan 80 78 Southwest (NM) 79 62 Concordia (TX) 73 44

UTSA

Loss, Non-Conf, S Site, H Home A Away N Neutral

Average RPI Win:	167	WON-LOST	WINNING	LAST 10	STRENGTH OF	OPP. STRENGTH	TEAM	ADJ.	CONF.	ADJ CONF.
Average RPI Loss:	60	RECORD	PCT. RANK	GAMES	SCHEDULE	OF SCHEDULE	RPI	RPI	RPI	RPI
DIV. I ONLY	13- 14	182	4-6	53	15	109	109	1	1	
DIV. I NON-CONF.	7- 4	100	0	300	153	193	193	2	2	
TOTALS	RPI 1-25	RPI 26-50	W-L RECORDS	RPI 51-100	RPI 101-150	RPI 150+				
13- 14	0- 8	1- 1	OVERALL	3- 2	4- 1	5- 2				
6- 9	0- 5	1- 1	HOME	1- 1	0- 1	4- 1				
5- 5	0- 3	0- 0	AWAY	2- 1	3- 0	0- 1				
2- 0	0- 0	0- 0	NEUTRAL	0- 0	1- 0	1- 0				
7- 4	0- 0	0- 1	NON-CONFERENCE	1- 1	1- 0	5- 2				
4- 2	0- 0	0- 1	HOME	0- 0	0- 0	4- 1				
1- 2	0- 0	0- 0	AWAY	1- 1	0- 0	0- 1				
2- 0	0- 0	0- 0	NEUTRAL	0- 0	1- 0	1- 0				
6- 10	0- 8	1- 0	CONFERENCE	2- 1	3- 1	0- 0				
2- 7	0- 5	1- 0	HOME	1- 1	0- 1	0- 0				
4- 3	0- 3	0- 0	AWAY	1- 0	3- 0	0- 0				
0- 0	0- 0	0- 0	NEUTRAL	0- 0	0- 0	0- 0				

RPI	S	Opponent	Score	RPI	S	Opponent	Score	RPI	S	Opponent	Score	RPI	S	Opponent	Score	Team's RPI: 109
1	A	Oregon	51 88	28	H	Arizona St.	75 71	73	A	Colorado	84 69	108	A	Washington St.	78 66	
1	H	Oregon	63 90	33	H	South Dakota	81 84	73	H	Colorado	70 80	127	A	Washington	74 65	
8	A	Stanford	49 82					74	A	BYU	77 73	136	A	California	71 62	
8	H	Stanford	64 97					82	A	Cincinnati	62 68	136	H	California	74 88	
12	H	UCLA	54 84					83	H	Southern California	67 65	146	N	Texas Southern	61 52	
16	A	Oregon St.	48 77									168	H	Providence	60 67	
16	H	Oregon St.	65 77									217	H	Oral Roberts	78 58	
24	H	Arizona	69 85									242	H	Nevada	68 62	
												256	A	Xavier	63 70	
												301	H	Eastern Wash.	87 49	
												312	N	UTSA	91 45	
												320	H	Weber St.	75 46	
LAST 10 Division I																
28	H	Arizona St.	75 71	127	A	Washington	74 65									
24	H	Arizona	69 85	16	H	Oregon St.	65 77									
136	H	California	74 88	1	H	Oregon	63 90									
8	H	Stanford	64 97	8	A	Stanford	49 82									
108	A	Washington St.	78 66	136	A	California	71 62									

Non-Div I Games:

Utah

■ Loss,
 ■ Non-Conf,
 ■ S Site,
 ■ H Home
 ■ A Away
 N Neutral

Average RPI Win:	233	WON-LOST	WINNING	LAST 10	STRENGTH OF	OPP. STRENGTH	TEAM	ADJ.	CONF.	ADJ CONF.
Average RPI Loss:	173	RECORD	PCT. RANK	GAMES	SCHEDULE	OF SCHEDULE	RPI	RPI	RPI	RPI
DIV. I ONLY	6- 21	314	2-8	135	213	282	282	17	17	
DIV. I NON-CONF.	4- 6	212	0	90	216	162	162	19	19	
TOTALS	RPI 1-25	RPI 26-50	W-L RECORDS	RPI 51-100	RPI 101-150	RPI 150+				
6- 21	0- 2	0- 0	OVERALL	1- 4	0- 1	5- 14				
3- 9	0- 0	0- 0	HOME	0- 2	0- 1	3- 6				
3- 12	0- 2	0- 0	AWAY	1- 2	0- 0	2- 8				
0- 0	0- 0	0- 0	NEUTRAL	0- 0	0- 0	0- 0				
4- 6	0- 2	0- 0	NON-CONFERENCE	0- 1	0- 1	4- 2				
3- 1	0- 0	0- 0	HOME	0- 0	0- 1	3- 0				
1- 5	0- 2	0- 0	AWAY	0- 1	0- 0	1- 2				
0- 0	0- 0	0- 0	NEUTRAL	0- 0	0- 0	0- 0				
2- 15	0- 0	0- 0	CONFERENCE	1- 3	0- 0	1- 12				
0- 8	0- 0	0- 0	HOME	0- 2	0- 0	0- 6				
2- 7	0- 0	0- 0	AWAY	1- 1	0- 0	1- 6				
0- 0	0- 0	0- 0	NEUTRAL	0- 0	0- 0	0- 0				

RPI	S	Opponent	Score	RPI	S	Opponent	Score	RPI	S	Opponent	Score	RPI	S	Opponent	Score	Team's RPI: 282
1	A	Oregon	52 109					70	A	Fresno St.	64 76	137	H	Portland	64 70	
16	A	Oregon St.	46 75					70	H	Fresno St.	61 79	162	A	San Jose St.	38 76	
								74	A	BYU	50 67	162	H	San Jose St.	61 76	
								100	A	Boise St.	58 56	169	H	Idaho St.	69 61	
								100	H	Boise St.	59 65	183	A	Wyoming	45 64	
												183	H	Wyoming	54 65	
												205	A	UNLV	45 69	
												205	H	UNLV	46 60	
												228	A	Cal St. Fullerton	62 83	
												234	A	San Diego St.	62 66	
												234	H	San Diego St.	51 59	
												242	A	Nevada	60 69	
												259	H	North Texas	66 55	
												274	A	Colorado St.	55 56	
												274	H	Colorado St.	61 67	
												280	A	Air Force	53 52	
												280	H	Air Force	45 62	
												287	A	Long Beach St.	56 48	
												300	A	Utah Valley	49 57	
												303	H	Seattle U	70 63	
LAST 10 Division I																
162	A	San Jose St.	38 76	205	A	UNLV	45 69									
183	A	Wyoming	45 64	234	H	San Diego St.	51 59									
70	H	Fresno St.	61 79	183	H	Wyoming	54 65									
274	H	Colorado St.	61 67	274	A	Colorado St.	55 56									
100	A	Boise St.	58 56	280	A	Air Force	53 52									

Non-Div I Games: Dixie St. 61 49

Utah St.

Utah Valley

Through Games Of Feb. 26, 2020

Average RPI Win:	285	WON-LOST	WINNING	LAST 10	STRENGTH OF	OPP. STRENGTH	TEAM	ADJ.	CONF.	ADJ CONF.
Average RPI Loss:	228	RECORD	PCT. RANK	GAMES	SCHEDULE	OF SCHEDULE	RPI	RPI	RPI	RPI
DIV. I ONLY	10- 14	225	5-5	321	336	300	300	31	31	
DIV. I NON-CONF.	1- 9	326	0	289	289	340	340	32	32	
TOTALS	RPI 1-25	RPI 26-50	W-L RECORDS	RPI 51-100	RPI 101-150	RPI 150+				
10- 14	0- 0	0- 0	OVERALL	0- 2	0- 0	10- 12				
6- 7	0- 0	0- 0	HOME	0- 0	0- 0	6- 7				
4- 7	0- 0	0- 0	AWAY	0- 2	0- 0	4- 5				
0- 0	0- 0	0- 0	NEUTRAL	0- 0	0- 0	0- 0				
1- 9	0- 0	0- 0	NON-CONFERENCE	0- 2	0- 0	1- 7				
1- 4	0- 0	0- 0	HOME	0- 0	0- 0	1- 4				
0- 5	0- 0	0- 0	AWAY	0- 2	0- 0	0- 3				
0- 0	0- 0	0- 0	NEUTRAL	0- 0	0- 0	0- 0				
9- 5	0- 0	0- 0	CONFERENCE	0- 0	0- 0	9- 5				
5- 3	0- 0	0- 0	HOME	0- 0	0- 0	5- 3				
4- 2	0- 0	0- 0	AWAY	0- 0	0- 0	4- 2				
0- 0	0- 0	0- 0	NEUTRAL	0- 0	0- 0	0- 0				

RPI 1-25				RPI 26-50				RPI 51-100				RPI 101+ Team's RPI: 300					
RPI	S	Opponent	Score	RPI	S	Opponent	Score	RPI	S	Opponent	Score	RPI	S	Opponent	Score		
								74	A	BYU	57	71	164	H	Montana	52	63
								100	A	Boise St.	69	77	169	H	Idaho St.	61	88
													177	H	Southern Utah	58	71
													209	H	UMKC	62	41
													226	A	Grand Canyon	64	54
													226	H	Grand Canyon	59	66
													232	A	CSU Bakersfield	63	56
													232	H	CSU Bakersfield	53	55
													242	H	Nevada	57	60
													267	A	UC Santa Barbara	51	59
													282	H	Utah St.	57	49
													299	A	California Baptist	67	80
													299	H	California Baptist	74	57
													302	A	UC Riverside	53	67
													303	A	Seattle U	80	82
													303	H	Seattle U	70	58
													314	A	UTRGV	76	67
													314	H	UTRGV	61	54
													319	A	New Mexico St.	58	54
													319	H	New Mexico St.	58	65
													320	A	Weber St.	46	72
													347	H	Chicago St.	89	58
LAST 10 Division I																	
				299	H	California Baptist	74	57	303	A	Seattle U	80	82				
				226	A	Grand Canyon	64	54	299	A	California Baptist	67	80				
				232	A	CSU Bakersfield	63	56	226	H	Grand Canyon	59	66				
				319	H	New Mexico St.	58	65	232	H	CSU Bakersfield	53	55				
				314	H	UTRGV	61	54	314	A	UTRGV	76	67				

Non-Div I Games: Antelope Valley 77 61 Ottawa (AZ) 99 50

Utah Valley

Loss, Non-Conf, S Site, H Home A Away N Neutral

Average RPI Win:	186	WON-LOST	WINNING	LAST 10	STRENGTH OF	OPP. STRENGTH	TEAM	ADJ.	CONF.	ADJ CONF.
Average RPI Loss:	104	RECORD	PCT. RANK	GAMES	SCHEDULE	OF SCHEDULE	RPI	RPI	RPI	RPI
DIV. I ONLY	17- 11	102	7-3	108	114	104	104	12	12	
DIV. I NON-CONF.	5- 8	221	0	102	136	207	207	12	12	
TOTALS	RPI 1-25	RPI 26-50	W-L RECORDS	RPI 51-100	RPI 101-150	RPI 150+				
17- 11	0- 0	1- 0	OVERALL	3- 6	3- 3	10- 2				
10- 5	0- 0	1- 0	HOME	2- 1	1- 3	6- 1				
6- 6	0- 0	0- 0	AWAY	1- 5	2- 0	3- 1				
1- 0	0- 0	0- 0	NEUTRAL	0- 0	0- 0	1- 0				
5- 8	0- 0	1- 0	NON-CONFERENCE	0- 5	0- 1	4- 2				
4- 3	0- 0	1- 0	HOME	0- 1	0- 1	3- 1				
0- 5	0- 0	0- 0	AWAY	0- 4	0- 0	0- 1				
1- 0	0- 0	0- 0	NEUTRAL	0- 0	0- 0	1- 0				
12- 3	0- 0	0- 0	CONFERENCE	3- 1	3- 2	6- 0				
6- 2	0- 0	0- 0	HOME	2- 0	1- 2	3- 0				
6- 1	0- 0	0- 0	AWAY	1- 1	2- 0	3- 0				
0- 0	0- 0	0- 0	NEUTRAL	0- 0	0- 0	0- 0				

RPI 1-25				RPI 26-50				RPI 51-100				RPI 101+				Team's RPI: 104
RPI	S	Opponent	Score	RPI	S	Opponent	Score	RPI	S	Opponent	Score	RPI	S	Opponent	Score	
				27	H	Old Dominion	62 49	53	A	Dayton	67 72	113	H	William & Mary	55 69	
								57	A	Middle Tenn.	63 86	121	A	Richmond	57 42	
								71	A	South Fla.	55 77	121	H	Richmond	53 50	
								74	A	Seton Hall	33 53	125	H	Duquesne	76 79	
								76	A	Boston College	52 87	138	H	George Washington	55 56	
								82	H	Cincinnati	56 58	140	A	Massachusetts	61 46	
								88	A	Saint Louis	65 52	154	H	N.C. A&T	58 69	
								88	H	Saint Louis	67 60	190	A	La Salle	67 61	
								89	H	Fordham	62 52	204	A	Southern Miss.	39 51	
												213	A	Rhode Island	75 54	
												233	H	Appalachian St.	66 38	
												235	A	George Mason	82 63	
												235	H	George Mason	48 36	
												238	H	Saint Joseph's	47 40	
												245	H	East Carolina	53 40	
												294	H	St. Bonaventure	56 47	
												302	H	UC Riverside	67 51	
												307	N	Omaha	74 66	
LAST 10 Division I																
				235	H	George Mason	48 36					138	H	George Washington	55 56	
				88	H	Saint Louis	67 60					121	A	Richmond	57 42	
				190	A	La Salle	67 61					125	H	Duquesne	76 79	
				53	A	Dayton	67 72					89	H	Fordham	62 52	
				294	H	St. Bonaventure	56 47					235	A	George Mason	82 63	

Non-Div I Games:

VCU

■ Loss,
 ■ Non-Conf,
 S Site,
 ■ Home
 ■ Away
 N Neutral

Valparaiso

Through Games Of Feb. 26, 2020

Average RPI Win:	251	WON-LOST	WINNING	LAST 10	STRENGTH OF	OPP. STRENGTH	TEAM	ADJ.	CONF.	ADJ CONF.
Average RPI Loss:	64	RECORD	PCT. RANK	GAMES	SCHEDULE	OF SCHEDULE	RPI	RPI	RPI	RPI
DIV. I ONLY	15- 10	107	5-5	253	105	150	150	8	8	
DIV. I NON-CONF.	8- 3	68	0	330	208	146	146	7	7	
TOTALS	RPI 1-25	RPI 26-50	W-L RECORDS	RPI 51-100	RPI 101-150	RPI 150+				
15- 10	0- 3	0- 3	OVERALL	1- 3	2- 0	12- 1				
7- 4	0- 1	0- 1	HOME	0- 2	1- 0	6- 0				
8- 5	0- 1	0- 2	AWAY	1- 1	1- 0	6- 1				
0- 1	0- 1	0- 0	NEUTRAL	0- 0	0- 0	0- 0				
8- 3	0- 2	0- 0	NON-CONFERENCE	0- 0	0- 0	8- 1				
4- 0	0- 0	0- 0	HOME	0- 0	0- 0	4- 0				
4- 2	0- 1	0- 0	AWAY	0- 0	0- 0	4- 1				
0- 1	0- 1	0- 0	NEUTRAL	0- 0	0- 0	0- 0				
7- 7	0- 1	0- 3	CONFERENCE	1- 3	2- 0	4- 0				
3- 4	0- 1	0- 1	HOME	0- 2	1- 0	2- 0				
4- 3	0- 0	0- 2	AWAY	1- 1	1- 0	2- 0				
0- 0	0- 0	0- 0	NEUTRAL	0- 0	0- 0	0- 0				

RPI 1-25			RPI 26-50			RPI 51-100			RPI 101+ Team's RPI: 150		
RPI	S	Opponent	Score	RPI	S	Opponent	Score	RPI	S	Opponent	Score
7	A	Northwestern	48 69	29	A	Drake	66 87	78	A	UNI	70 77
10	H	Missouri St.	68 81	36	A	Bradley	69 90	84	A	Illinois St.	78 70
23	N	Ohio St.	38 89	36	H	Bradley	61 75	84	H	Illinois St.	60 72
								99	H	Southern Ill.	51 67
LAST 10 Division I											
149	A	Loyola Chicago	70 57	78	A	UNI	70 77	149	A	Loyola Chicago	70 57
84	A	Illinois St.	78 70	29	A	Drake	66 87	149	H	Loyola Chicago	66 64
36	A	Bradley	69 90	149	H	Loyola Chicago	66 64	173	A	Toledo	61 54
268	H	Indiana St.	61 45	36	H	Bradley	61 75	212	A	Eastern Ill.	78 66
321	H	Evansville	72 54	84	H	Illinois St.	60 72	237	A	North Dakota	63 65
								251	H	Bowling Green	95 90
								265	A	North Dakota St.	66 54
								268	A	Indiana St.	75 56
								268	H	Indiana St.	61 45
								277	H	Morehead St.	55 53
								321	A	Evansville	88 66
								321	H	Evansville	72 54
								333	A	Detroit Mercy	77 58
								342	H	UIC	63 37
								347	H	Chicago St.	95 49

Non-Div I Games:

Valparaiso

■ Loss,
 ■ Non-Conf,
 ■ S Site,
 ■ H Home
 ■ A Away
 N Neutral

Vanderbilt

Through Games Of Feb. 26, 2020

Average RPI Win:	200	WON-LOST	WINNING	LAST 10	STRENGTH OF	OPP. STRENGTH	TEAM	ADJ.	CONF.	ADJ CONF.
Average RPI Loss:	54	RECORD	PCT. RANK	GAMES	SCHEDULE	OF SCHEDULE	RPI	RPI	RPI	RPI
DIV. I ONLY	13- 14	182	1-9	44	68	120	120	4	4	
DIV. I NON-CONF.	10- 3	57	0	108	234	72	72	5	5	
TOTALS	RPI 1-25	RPI 26-50	W-L RECORDS	RPI 51-100	RPI 101-150	RPI 150+				
13- 14	0- 5	0- 2	OVERALL	2- 4	3- 3	8- 0				
9- 6	0- 3	0- 1	HOME	1- 1	2- 1	6- 0				
3- 6	0- 2	0- 0	AWAY	1- 2	1- 2	1- 0				
1- 2	0- 0	0- 1	NEUTRAL	0- 1	0- 0	1- 0				
10- 3	0- 1	0- 1	NON-CONFERENCE	1- 1	2- 0	7- 0				
7- 1	0- 1	0- 0	HOME	1- 0	1- 0	5- 0				
2- 0	0- 0	0- 0	AWAY	0- 0	1- 0	1- 0				
1- 2	0- 0	0- 1	NEUTRAL	0- 1	0- 0	1- 0				
3- 11	0- 4	0- 1	CONFERENCE	1- 3	1- 3	1- 0				
2- 5	0- 2	0- 1	HOME	0- 1	1- 1	1- 0				
1- 6	0- 2	0- 0	AWAY	1- 2	0- 2	0- 0				
0- 0	0- 0	0- 0	NEUTRAL	0- 0	0- 0	0- 0				

RPI S	Opponent	Score	RPI S	Opponent	Score	RPI S	Opponent	Score	RPI S	Opponent	Score	Team's RPI: 120
2	A South Carolina	44 95	37	H Arkansas	66 100	54	A Tennessee	63 67	111	A Auburn	62 70	
2	H South Carolina	57 93	45	N Rutgers	56 62	54	H Tennessee	69 78	111	H Auburn	77 55	
5	H UConn	51 64				63	A Alabama	61 98	127	A Washington	76 74	
14	A Texas A&M	53 74				69	A Georgia	63 55	128	H Columbia	72 51	
15	H Mississippi St.	52 68				74	N Seton Hall	65 69	130	A Florida	60 68	
						88	H Saint Louis	62 50	147	H Missouri	66 78	
									202	H Radford	80 46	
									210	H Tennessee Tech	75 61	
									211	H Furman	74 46	
									255	H Jacksonville St.	88 66	
									285	H Eastern Ky.	75 69	
									288	N UC Irvine	76 63	
									290	H Ole Miss	63 47	
									334	A Tennessee St.	106 55	
LAST 10 Division I												
54	A Tennessee	63 67	111	A Auburn	62 70							
147	H Missouri	66 78	54	H Tennessee	69 78							
2	A South Carolina	44 95	63	A Alabama	61 98							
14	A Texas A&M	53 74	15	H Mississippi St.	52 68							
290	H Ole Miss	63 47	37	H Arkansas	66 100							

Non-Div I Games:

Vanderbilt

Loss, Non-Conf, S Site, H Home A Away N Neutral

Average RPI Win:	306	WON-LOST	WINNING	LAST 10	STRENGTH OF	OPP. STRENGTH	TEAM	ADJ.	CONF.	ADJ CONF.
Average RPI Loss:	187	RECORD	PCT. RANK	GAMES	SCHEDULE	OF SCHEDULE	RPI	RPI	RPI	RPI
DIV. I ONLY	11- 16	231	3-7	323	323	297	297	26	26	
DIV. I NON-CONF.	5- 7	205	0	321	319	304	304	28	28	
TOTALS	RPI 1-25	RPI 26-50	W-L RECORDS	RPI 51-100	RPI 101-150	RPI 150+				
11- 16	0- 0	0- 0	OVERALL	0- 3	0- 2	11- 11				
8- 5	0- 0	0- 0	HOME	0- 1	0- 1	8- 3				
3- 11	0- 0	0- 0	AWAY	0- 2	0- 1	3- 8				
0- 0	0- 0	0- 0	NEUTRAL	0- 0	0- 0	0- 0				
5- 7	0- 0	0- 0	NON-CONFERENCE	0- 1	0- 2	5- 4				
4- 2	0- 0	0- 0	HOME	0- 0	0- 1	4- 1				
1- 5	0- 0	0- 0	AWAY	0- 1	0- 1	1- 3				
0- 0	0- 0	0- 0	NEUTRAL	0- 0	0- 0	0- 0				
6- 9	0- 0	0- 0	CONFERENCE	0- 2	0- 0	6- 7				
4- 3	0- 0	0- 0	HOME	0- 1	0- 0	4- 2				
2- 6	0- 0	0- 0	AWAY	0- 1	0- 0	2- 5				
0- 0	0- 0	0- 0	NEUTRAL	0- 0	0- 0	0- 0				

RPI S	Opponent	Score	RPI S	Opponent	Score	RPI S	Opponent	Score	RPI S	Opponent	Score	Team's RPI: 297
						81	A Stony Brook	49 67	140	H Massachusetts	49 83	
						81	H Stony Brook	68 72	149	A Loyola Chicago	76 78	
						86	A Minnesota	58 90	160	A Dartmouth	55 72	
									165	A Binghamton	53 76	
									165	H Binghamton	65 62	
									174	A Maine	59 70	
									174	H Maine	47 65	
									185	A Merrimack	53 78	
									213	A Rhode Island	74 77	
									225	A UMass Lowell	47 61	
									270	H Saint Francis (PA)	69 73	
									275	A New Hampshire	44 42	
									275	H New Hampshire	51 59	
									286	A UMBC	47 54	
									286	H UMBC	60 58	
									315	H Navy	64 56	
									322	A Albany (NY)	49 58	
									322	H Albany (NY)	52 36	
									324	H Bryant	71 66	
									326	H NJIT	65 59	
									330	A LIU Brooklyn	73 62	
									338	H Canisius	76 53	
									345	A Hartford	63 53	
									345	H Hartford	62 51	
LAST 10 Division I												
			286	A UMBC	47 54	174	A Maine	59 70				
			81	H Stony Brook	68 72	322	H Albany (NY)	52 36				
			165	A Binghamton	53 76	275	H New Hampshire	51 59				
			275	A New Hampshire	44 42	225	A UMass Lowell	47 61				
			345	H Hartford	62 51	174	H Maine	47 65				

Non-Div I Games: Norwich 86 40

Vermont

■ Loss,
 ■ Non-Conf,
 ■ S Site,
 ■ H Home
 ■ A Away
 N Neutral

Villanova

Through Games Of Feb. 26, 2020

Average RPI Win:	141	WON-LOST	WINNING	LAST 10	STRENGTH OF	OPP. STRENGTH	TEAM	ADJ.	CONF.	ADJ CONF.
Average RPI Loss:	78	RECORD	PCT. RANK	GAMES	SCHEDULE	OF SCHEDULE	RPI	RPI	RPI	RPI
DIV. I ONLY	16- 11	119	6-4	61	65	72	72	6	6	
DIV. I NON-CONF.	6- 5	151	0	71	49	86	86	6	6	
TOTALS	RPI 1-25	RPI 26-50	W-L RECORDS	RPI 51-100	RPI 101-150	RPI 150+				
16- 11	1- 1	2- 4	OVERALL	5- 4	0- 1	8- 1				
9- 5	1- 0	2- 2	HOME	1- 2	0- 1	5- 0				
7- 6	0- 1	0- 2	AWAY	4- 2	0- 0	3- 1				
0- 0	0- 0	0- 0	NEUTRAL	0- 0	0- 0	0- 0				
6- 5	0- 0	1- 2	NON-CONFERENCE	2- 1	0- 1	3- 1				
3- 2	0- 0	1- 1	HOME	0- 0	0- 1	2- 0				
3- 3	0- 0	0- 1	AWAY	2- 1	0- 0	1- 1				
0- 0	0- 0	0- 0	NEUTRAL	0- 0	0- 0	0- 0				
10- 6	1- 1	1- 2	CONFERENCE	3- 3	0- 0	5- 0				
6- 3	1- 0	1- 1	HOME	1- 2	0- 0	3- 0				
4- 3	0- 1	0- 1	AWAY	2- 1	0- 0	2- 0				
0- 0	0- 0	0- 0	NEUTRAL	0- 0	0- 0	0- 0				

RPI 1-25				RPI 26-50				RPI 51-100 Team's RPI: 72				RPI 101+			
RPI	S	Opponent	Score	RPI	S	Opponent	Score	RPI	S	Opponent	Score	RPI	S	Opponent	Score
20	A	DePaul	69 85	35	A	Marquette	52 57	61	A	St. John's (NY)	67 62	138	H	George Washington	56 68
20	H	DePaul	76 58	35	H	Marquette	61 47	61	H	St. John's (NY)	66 64	168	H	Providence	51 49
				41	H	James Madison	52 56	69	A	Georgia	63 58	189	A	American	54 76
				42	A	Drexel	52 54	74	A	Seton Hall	61 55	190	A	La Salle	77 69
				43	H	Creighton	42 58	74	H	Seton Hall	63 65	207	H	Manhattan	63 51
				47	H	Penn	70 58	89	A	Fordham	73 66	238	H	Saint Joseph's	60 44
								90	A	Butler	61 63	240	A	Georgetown	48 40
								90	H	Butler	41 58	240	H	Georgetown	74 53
								94	A	Temple	69 74	256	A	Xavier	55 54
												256	H	Xavier	66 54
LAST 10 Division I															
20	H	DePaul	76 58	74	H	Seton Hall	63 65								
35	H	Marquette	61 47	61	H	St. John's (NY)	66 64								
240	A	Georgetown	48 40	35	A	Marquette	52 57								
90	A	Butler	61 63	20	A	DePaul	69 85								
256	A	Xavier	55 54	240	H	Georgetown	74 53								

Non-Div I Games:

Villanova

Loss, Non-Conf, S Site, H Home A Away N Neutral

Average RPI Win:	107	WON-LOST	WINNING	LAST 10	STRENGTH OF	OPP. STRENGTH	TEAM	ADJ.	CONF.	ADJ CONF.
Average RPI Loss:	47	RECORD	PCT. RANK	GAMES	SCHEDULE	OF SCHEDULE	RPI	RPI	RPI	RPI
DIV. I ONLY	12- 15	206	5-5	1	27	46	46	5	5	
DIV. I NON-CONF.	5- 6	187	0	1	25	34	34	4	4	
TOTALS	RPI 1-25	RPI 26-50	W-L RECORDS	RPI 51-100	RPI 101-150	RPI 150+				
12- 15	1- 7	3- 3	OVERALL	3- 2	2- 3	3- 0				
8- 4	1- 2	2- 1	HOME	2- 0	2- 1	1- 0				
4- 10	0- 4	1- 2	AWAY	1- 2	0- 2	2- 0				
0- 1	0- 1	0- 0	NEUTRAL	0- 0	0- 0	0- 0				
5- 6	0- 4	2- 1	NON-CONFERENCE	1- 1	0- 0	2- 0				
3- 2	0- 2	2- 0	HOME	1- 0	0- 0	0- 0				
2- 3	0- 1	0- 1	AWAY	0- 1	0- 0	2- 0				
0- 1	0- 1	0- 0	NEUTRAL	0- 0	0- 0	0- 0				
7- 9	1- 3	1- 2	CONFERENCE	2- 1	2- 3	1- 0				
5- 2	1- 0	0- 1	HOME	1- 0	2- 1	1- 0				
2- 7	0- 3	1- 1	AWAY	1- 1	0- 2	0- 0				
0- 0	0- 0	0- 0	NEUTRAL	0- 0	0- 0	0- 0				

RPI 1-25				RPI 26-50				RPI 51-100				RPI 101+			
RPI	S	Opponent	Score	RPI	S	Opponent	Score	RPI	S	Opponent	Score	RPI	S	Opponent	Score
5	A	UConn	44 83	26	A	Florida St.	55 63	52	H	Bucknell	84 60	101	H	Miami (FL)	69 64
6	A	Louisville	56 71	27	H	Old Dominion	56 53	65	A	Georgia Tech	51 61	112	A	Wake Forest	56 62
12	H	UCLA	62 73	39	A	Virginia Tech	86 76	76	A	Boston College	69 52	115	H	Notre Dame	90 60
15	N	Mississippi St.	59 72	39	H	Virginia Tech	61 69	83	A	Southern California	49 59	116	A	North Carolina	68 78
21	H	Kentucky	47 50	41	H	James Madison	55 49	98	H	Syracuse	57 41	116	H	North Carolina	47 65
22	A	NC State	60 80	45	A	Rutgers	63 73					205	A	UNLV	63 55
25	A	Duke	47 62									224	H	Clemson	70 54
25	H	Duke	66 63									283	A	CSUN	72 47
LAST 10 Division I															
				39	A	Virginia Tech	86 76	98	H	Syracuse	57 41				
				25	A	Duke	47 62	116	A	North Carolina	68 78				
				101	H	Miami (FL)	69 64	115	H	Notre Dame	90 60				
				26	A	Florida St.	55 63	6	A	Louisville	56 71				
				224	H	Clemson	70 54	39	H	Virginia Tech	61 69				

Non-Div I Games:

Virginia

■ Loss,
■ Non-Conf,
■ S Site,
■ H Home
■ A Away
N Neutral

Average RPI Win:	141	WON-LOST	WINNING	LAST 10	STRENGTH OF	OPP. STRENGTH	TEAM	ADJ.	CONF.	ADJ CONF.
Average RPI Loss:	44	RECORD	PCT. RANK	GAMES	SCHEDULE	OF SCHEDULE	RPI	RPI	RPI	RPI
DIV. I ONLY	20- 7	45	7-3	74	45	39	39	5	5	
DIV. I NON-CONF.	10- 1	20	0	119	95	26	26	4	4	
TOTALS	RPI 1-25	RPI 26-50	W-L RECORDS	RPI 51-100	RPI 101-150	RPI 150+				
20- 7	0- 3	2- 2	OVERALL	4- 2	7- 0	7- 0				
12- 2	0- 1	1- 1	HOME	2- 0	4- 0	5- 0				
5- 4	0- 2	1- 1	AWAY	0- 1	3- 0	1- 0				
3- 1	0- 0	0- 0	NEUTRAL	2- 1	0- 0	1- 0				
10- 1	0- 0	1- 0	NON-CONFERENCE	2- 1	2- 0	5- 0				
6- 0	0- 0	1- 0	HOME	0- 0	2- 0	3- 0				
1- 0	0- 0	0- 0	AWAY	0- 0	0- 0	1- 0				
3- 1	0- 0	0- 0	NEUTRAL	2- 1	0- 0	1- 0				
10- 6	0- 3	1- 2	CONFERENCE	2- 1	5- 0	2- 0				
6- 2	0- 1	0- 1	HOME	2- 0	2- 0	2- 0				
4- 4	0- 2	1- 1	AWAY	0- 1	3- 0	0- 0				
0- 0	0- 0	0- 0	NEUTRAL	0- 0	0- 0	0- 0				

RPI 1-25				RPI 26-50				Team's RPI: 39	RPI 51-100				RPI 101+			
RPI	S	Opponent	Score	RPI	S	Opponent	Score		RPI	S	Opponent	Score	RPI	S	Opponent	Score
22	A	NC State	69 76	26	A	Florida St.	62 86		55	N	Belmont	60 58	101	H	Miami (FL)	69 45
22	H	NC State	59 71	40	H	Purdue	67 54		64	N	Rice	54 45	103	H	Liberty	73 69
25	A	Duke	67 72	46	A	Virginia	69 61		65	H	Georgia Tech	64 61	112	A	Wake Forest	73 62
				46	H	Virginia	76 86		69	N	Georgia	72 77	115	A	Notre Dame	68 62
									76	H	Boston College	70 49	116	A	North Carolina	72 63
									98	A	Syracuse	65 67	116	H	North Carolina	76 70
													123	H	Davidson	88 68
													163	N	Wichita St.	84 63
													184	H	Gardner-Webb	87 65
													224	H	Clemson	71 50
													235	A	George Mason	77 58
													270	H	Saint Francis (PA)	105 41
													289	H	Pittsburgh	68 56
													325	H	UMES	86 43
LAST 10 Division I																
46	H	Virginia	76 86	22	H	NC State	59 71									
115	A	Notre Dame	68 62	101	H	Miami (FL)	69 45									
112	A	Wake Forest	73 62	98	A	Syracuse	65 67									
65	H	Georgia Tech	64 61	224	H	Clemson	71 50									
116	A	North Carolina	72 63	76	H	Boston College	70 49									

Non-Div I Games:

Virginia Tech

Average RPI Win: 314	WON-LOST	WINNING	LAST 10	STRENGTH OF	OPP. STRENGTH	TEAM	ADJ.	CONF.	ADJ CONF.
Average RPI Loss: 166	RECORD	PCT. RANK	GAMES	SCHEDULE	OF SCHEDULE	RPI	RPI	RPI	RPI
DIV. I ONLY	9- 16	254	5-5	215	334	281	281	30	30
DIV. I NON-CONF.	3- 7	252	0	40	287	203	203	30	30
TOTALS	RPI 1-25	RPI 26-50	W-L RECORDS	RPI 51-100	RPI 101-150	RPI 150+			
9- 16	0- 1	0- 0	OVERALL	0- 5	0- 4	9- 6			
7- 5	0- 0	0- 0	HOME	0- 1	0- 2	7- 2			
2- 11	0- 1	0- 0	AWAY	0- 4	0- 2	2- 4			
0- 0	0- 0	0- 0	NEUTRAL	0- 0	0- 0	0- 0			
3- 7	0- 1	0- 0	NON-CONFERENCE	0- 5	0- 0	3- 1			
3- 1	0- 0	0- 0	HOME	0- 1	0- 0	3- 0			
0- 6	0- 1	0- 0	AWAY	0- 4	0- 0	0- 1			
0- 0	0- 0	0- 0	NEUTRAL	0- 0	0- 0	0- 0			
6- 9	0- 0	0- 0	CONFERENCE	0- 0	0- 4	6- 5			
4- 4	0- 0	0- 0	HOME	0- 0	0- 2	4- 2			
2- 5	0- 0	0- 0	AWAY	0- 0	0- 2	2- 3			
0- 0	0- 0	0- 0	NEUTRAL	0- 0	0- 0	0- 0			

RPI 1-25				RPI 26-50				RPI 51-100				RPI 101+ Team's RPI: 281			
RPI	S	Opponent	Score	RPI	S	Opponent	Score	RPI	S	Opponent	Score	RPI	S	Opponent	Score
3	A	Maryland	56 119					67	A	Yale	68 87	132	A	Robert Morris	47 51
								81	H	Stony Brook	45 66	132	H	Robert Morris	35 77
								90	A	Butler	58 74	142	A	Mt. St. Mary's	63 78
								92	A	Rider	63 77	142	H	Mt. St. Mary's	52 67
								95	A	Colgate	58 74	185	A	Merrimack	44 55
												253	A	Youngstown St.	42 64
												270	A	Saint Francis (PA)	50 51
												270	H	Saint Francis (PA)	55 50
												286	H	UMBC	67 60
												309	H	Sacred Heart	65 79
												310	A	St. Francis Brooklyn	74 53
												310	H	St. Francis Brooklyn	74 66
												316	H	Fairleigh Dickinson	61 62
												323	H	Saint Peter's	90 89
												324	A	Bryant	58 45
												326	H	NJIT	61 59
												330	H	LIU Brooklyn	63 61
												348	A	Central Conn. St.	63 66
												348	H	Central Conn. St.	63 56
LAST 10 Division I															
310	A	St. Francis Brooklyn	74 53	270	H	Saint Francis (PA)	55 50								
348	H	Central Conn. St.	63 56	316	H	Fairleigh Dickinson	61 62								
142	H	Mt. St. Mary's	52 67	324	A	Bryant	58 45								
185	A	Merrimack	44 55	348	A	Central Conn. St.	63 66								
132	H	Robert Morris	35 77	330	H	LIU Brooklyn	63 61								

Non-Div I Games: Staten Island 81 57

Wagner

■ Loss,
 ■ Non-Conf,
 ■ S Site,
 ■ Home
 ■ A Away
 N Neutral

Wake Forest

Through Games Of Feb. 26, 2020

Average RPI Win:	147	WON-LOST	WINNING	LAST 10	STRENGTH OF	OPP. STRENGTH	TEAM	ADJ.	CONF.	ADJ CONF.
Average RPI Loss:	93	RECORD	PCT. RANK	GAMES	SCHEDULE	OF SCHEDULE	RPI	RPI	RPI	RPI
DIV. I ONLY	14- 14	172	3-7	64	70	112	112	5	5	
DIV. I NON-CONF.	7- 4	100	0	113	206	111	111	4	4	
TOTALS	RPI 1-25	RPI 26-50	W-L RECORDS	RPI 51-100	RPI 101-150	RPI 150+				
14- 14	1- 2	1- 3	OVERALL	3- 4	3- 3	6- 2				
9- 5	0- 0	1- 2	HOME	2- 1	2- 2	4- 0				
3- 9	1- 2	0- 1	AWAY	0- 3	0- 1	2- 2				
2- 0	0- 0	0- 0	NEUTRAL	1- 0	1- 0	0- 0				
7- 4	0- 0	0- 0	NON-CONFERENCE	1- 2	2- 1	4- 1				
4- 2	0- 0	0- 0	HOME	0- 1	1- 1	3- 0				
1- 2	0- 0	0- 0	AWAY	0- 1	0- 0	1- 1				
2- 0	0- 0	0- 0	NEUTRAL	1- 0	1- 0	0- 0				
7- 10	1- 2	1- 3	CONFERENCE	2- 2	1- 2	2- 1				
5- 3	0- 0	1- 2	HOME	2- 0	1- 1	1- 0				
2- 7	1- 2	0- 1	AWAY	0- 2	0- 1	1- 1				
0- 0	0- 0	0- 0	NEUTRAL	0- 0	0- 0	0- 0				

RPI 1-25				RPI 26-50				RPI 51-100				RPI 101+ Team's RPI: 112			
RPI	S	Opponent	Score	RPI	S	Opponent	Score	RPI	S	Opponent	Score	RPI	S	Opponent	Score
6	A	Louisville	61 75	26	A	Florida St.	67 78	51	H	Charlotte	65 77	101	A	Miami (FL)	56 59
22	A	NC State	45 59	26	H	Florida St.	65 70	53	N	Dayton	78 59	115	H	Notre Dame	71 75
25	A	Duke	60 58	39	H	Virginia Tech	62 73	61	A	St. John's (NY)	74 82	116	H	North Carolina	82 79
				46	H	Virginia	62 56	65	A	Georgia Tech	52 62	118	H	Campbell	74 46
								65	H	Georgia Tech	65 60	130	N	Florida	73 68
								76	A	Boston College	54 67	134	H	UNC Greensboro	65 67
								98	H	Syracuse	65 60	176	A	Elon	69 57
												224	A	Clemson	66 52
												224	H	Clemson	63 58
												245	H	East Carolina	76 53
												261	H	Col. of Charleston	106 50
												272	H	UNCW	65 55
												289	A	Pittsburgh	48 53
												291	A	ETSU	60 67
LAST 10 Division I															
116	H	North Carolina	82 79	115	H	Notre Dame	71 75								
26	A	Florida St.	67 78	76	A	Boston College	54 67								
39	H	Virginia Tech	62 73	289	A	Pittsburgh	48 53								
224	A	Clemson	66 52	98	H	Syracuse	65 60								
65	A	Georgia Tech	52 62	26	H	Florida St.	65 70								

Non-Div I Games:

Wake Forest

■ Loss,
 ■ Non-Conf,
 ■ S Site,
 ■ H Home
 ■ A Away
 N Neutral

Average RPI Win:	161	WON-LOST	WINNING	LAST 10	STRENGTH OF	OPP. STRENGTH	TEAM	ADJ.	CONF.	ADJ CONF.
Average RPI Loss:	74	RECORD	PCT. RANK	GAMES	SCHEDULE	OF SCHEDULE	RPI	RPI	RPI	RPI
DIV. I ONLY	13- 14	182	3-7	56	42	127	127	1	1	
DIV. I NON-CONF.	8- 3	68	0	217	198	138	138	2	2	
TOTALS	RPI 1-25	RPI 26-50	W-L RECORDS	RPI 51-100	RPI 101-150	RPI 150+				
13- 14	2- 5	0- 2	OVERALL	2- 1	3- 4	6- 2				
7- 9	1- 2	0- 1	HOME	2- 0	0- 4	4- 2				
3- 5	0- 3	0- 1	AWAY	0- 1	3- 0	0- 0				
3- 0	1- 0	0- 0	NEUTRAL	0- 0	0- 0	2- 0				
8- 3	1- 0	0- 0	NON-CONFERENCE	0- 0	1- 1	6- 2				
4- 3	0- 0	0- 0	HOME	0- 0	0- 1	4- 2				
1- 0	0- 0	0- 0	AWAY	0- 0	1- 0	0- 0				
3- 0	1- 0	0- 0	NEUTRAL	0- 0	0- 0	2- 0				
5- 11	1- 5	0- 2	CONFERENCE	2- 1	2- 3	0- 0				
3- 6	1- 2	0- 1	HOME	2- 0	0- 3	0- 0				
2- 5	0- 3	0- 1	AWAY	0- 1	2- 0	0- 0				
0- 0	0- 0	0- 0	NEUTRAL	0- 0	0- 0	0- 0				

RPI 1-25				RPI 26-50				RPI 51-100				RPI 101+ Team's RPI: 127			
RPI	S	Opponent	Score	RPI	S	Opponent	Score	RPI	S	Opponent	Score	RPI	S	Opponent	Score
8	A	Stanford	56 77	28	A	Arizona St.	68 72	73	H	Colorado	61 52	108	A	Washington St.	65 56
8	H	Stanford	41 58	28	H	Arizona St.	50 67	83	A	Southern California	78 81	108	H	Washington St.	59 66
11	N	Iowa	70 63					83	H	Southern California	75 66	109	H	Utah	65 74
12	A	UCLA	80 85									114	A	San Diego	65 47
12	H	UCLA	74 68									120	H	Vanderbilt	74 76
24	A	Arizona	53 64									136	A	California	67 64
24	H	Arizona	58 66									136	H	California	74 81
												157	H	Tulane	62 64
												197	H	Hawaii	50 62
												220	N	Iona	65 34
												231	H	San Francisco	73 54
												232	H	CSU Bakersfield	80 49
												248	N	Howard	75 58
												303	H	Seattle U	78 46
												320	H	Weber St.	94 41
LAST 10 Division I															
12	H	UCLA	74 68	109	H	Utah	65 74								
83	H	Southern California	75 66	136	H	California	74 81								
28	A	Arizona St.	68 72	8	H	Stanford	41 58								
24	A	Arizona	53 64	83	A	Southern California	78 81								
73	H	Colorado	61 52	12	A	UCLA	80 85								

Non-Div I Games:

Washington

■ Loss,
 ■ Non-Conf,
 S Site,
 ■ Home
 ■ Away
 N Neutral

Average RPI Win:	181	WON-LOST	WINNING	LAST 10	STRENGTH OF	OPP. STRENGTH	TEAM	ADJ.	CONF.	ADJ CONF.
Average RPI Loss:	40	RECORD	PCT. RANK	GAMES	SCHEDULE	OF SCHEDULE	RPI	RPI	RPI	RPI
DIV. I ONLY	11- 17	239	2-8	13	34	108	108	1	1	
DIV. I NON-CONF.	7- 5	131	0	33	83	75	75	2	2	
TOTALS	RPI 1-25	RPI 26-50	W-L RECORDS	RPI 51-100	RPI 101-150	RPI 150+				
11- 17	0- 10	0- 2	OVERALL	3- 2	3- 3	5- 0				
7- 8	0- 4	0- 1	HOME	2- 1	1- 2	4- 0				
3- 6	0- 3	0- 1	AWAY	1- 1	2- 1	0- 0				
1- 3	0- 3	0- 0	NEUTRAL	0- 0	0- 0	1- 0				
7- 5	0- 4	0- 0	NON-CONFERENCE	2- 0	0- 1	5- 0				
5- 1	0- 1	0- 0	HOME	1- 0	0- 0	4- 0				
1- 1	0- 0	0- 0	AWAY	1- 0	0- 1	0- 0				
1- 3	0- 3	0- 0	NEUTRAL	0- 0	0- 0	1- 0				
4- 12	0- 6	0- 2	CONFERENCE	1- 2	3- 2	0- 0				
2- 7	0- 3	0- 1	HOME	1- 1	1- 2	0- 0				
2- 5	0- 3	0- 1	AWAY	0- 1	2- 0	0- 0				
0- 0	0- 0	0- 0	NEUTRAL	0- 0	0- 0	0- 0				

RPI	S	Opponent	Score	RPI	S	Opponent	Score	RPI	S	Opponent	Score	RPI	S	Opponent	Score	Team's RPI: 108
2	N	South Carolina	53 68	28	A	Arizona St.	59 62	73	H	Colorado	69 59	101	A	Miami (FL)	68 74	
4	N	Baylor	66 89	28	H	Arizona St.	56 65	74	H	BYU	67 50	109	H	Utah	66 78	
8	A	Stanford	58 77					83	A	Southern California	63 74	127	A	Washington	66 59	
8	H	Stanford	49 71					83	H	Southern California	60 66	127	H	Washington	56 65	
12	A	UCLA	50 66					100	A	Boise St.	80 68	136	A	California	96 75	
12	H	UCLA	62 70									136	H	California	92 66	
13	H	Gonzaga	53 76									193	H	Pepperdine	85 48	
18	N	Indiana	44 78									246	N	Southern U.	69 54	
24	A	Arizona	57 72									283	H	CSUN	71 61	
24	H	Arizona	67 74									288	H	UC Irvine	87 59	
												337	H	Ark.-Pine Bluff	85 56	
LAST 10 Division I																
83	H	Southern California	60 66	73	H	Colorado	69 59									
12	H	UCLA	62 70	8	H	Stanford	49 71									
24	A	Arizona	57 72	136	H	California	92 66									
28	A	Arizona St.	59 62	12	A	UCLA	50 66									
109	H	Utah	66 78	83	A	Southern California	63 74									

Non-Div I Games:

Washington St.

■ Loss,
 ■ Non-Conf,
 ■ S Site,
 ■ H Home
 ■ A Away
 N Neutral

Average RPI Win:	275	WON-LOST	WINNING	LAST 10	STRENGTH OF	OPP. STRENGTH	TEAM	ADJ.	CONF.	ADJ CONF.
Average RPI Loss:	175	RECORD	PCT. RANK	GAMES	SCHEDULE	OF SCHEDULE	RPI	RPI	RPI	RPI
DIV. I ONLY	3- 23	336	0-10	213	228	320	320	18	18	
DIV. I NON-CONF.	2- 7	288	0	178	221	263	263	17	17	
TOTALS	RPI 1-25	RPI 26-50	W-L RECORDS	RPI 51-100	RPI 101-150	RPI 150+				
3- 23	0- 1	0- 0	OVERALL	0- 2	0- 5	3- 15				
1- 9	0- 0	0- 0	HOME	0- 1	0- 1	1- 7				
2- 14	0- 1	0- 0	AWAY	0- 1	0- 4	2- 8				
0- 0	0- 0	0- 0	NEUTRAL	0- 0	0- 0	0- 0				
2- 7	0- 1	0- 0	NON-CONFERENCE	0- 0	0- 4	2- 2				
1- 1	0- 0	0- 0	HOME	0- 0	0- 1	1- 0				
1- 6	0- 1	0- 0	AWAY	0- 0	0- 3	1- 2				
0- 0	0- 0	0- 0	NEUTRAL	0- 0	0- 0	0- 0				
1- 16	0- 0	0- 0	CONFERENCE	0- 2	0- 1	1- 13				
0- 8	0- 0	0- 0	HOME	0- 1	0- 0	0- 7				
1- 8	0- 0	0- 0	AWAY	0- 1	0- 1	1- 6				
0- 0	0- 0	0- 0	NEUTRAL	0- 0	0- 0	0- 0				

RPI	S	Opponent	Score	RPI	S	Opponent	Score	RPI	S	Opponent	Score	RPI	S	Opponent	Score	Team's RPI: 320
12	A	UCLA	45 85					80	A	Montana St.	52 81	109	A	Utah	46 75	
								80	H	Montana St.	67 102	117	A	Pacific	53 76	
												124	A	Idaho	50 70	
												127	A	Washington	41 94	
												137	H	Portland	59 78	
												161	A	Northern Ariz.	61 92	
												161	H	Northern Ariz.	82 88	
												164	A	Montana	57 85	
												164	H	Montana	46 78	
												169	A	Idaho St.	41 55	
												169	H	Idaho St.	54 65	
												177	A	Southern Utah	66 82	
												177	H	Southern Utah	71 87	
												215	H	Portland St.	57 76	
												221	A	UTEP	51 70	
												223	A	Northern Colo.	65 60	
												223	H	Northern Colo.	65 69	
												300	H	Utah Valley	72 46	
												301	A	Eastern Wash.	53 63	
												302	A	UC Riverside	64 54	
												306	A	Sacramento St.	52 58	
												306	H	Sacramento St.	67 91	
												319	A	New Mexico St.	47 77	
LAST 10 Division I																
177	A	Southern Utah	66 82	306	A	Sacramento St.	52 58									
169	A	Idaho St.	41 55	223	H	Northern Colo.	65 69									
80	H	Montana St.	67 102	177	H	Southern Utah	71 87									
164	H	Montana	46 78	164	A	Montana	57 85									
161	A	Northern Ariz.	61 92	80	A	Montana St.	52 81									

Non-Div I Games:

Weber St.

West Virginia

Through Games Of Feb. 26, 2020

Average RPI Win:	153	WON-LOST	WINNING	LAST 10	STRENGTH OF	OPP. STRENGTH	TEAM	ADJ.	CONF.	ADJ CONF.
Average RPI Loss:	44	RECORD	PCT. RANK	GAMES	SCHEDULE	OF SCHEDULE	RPI	RPI	RPI	RPI
DIV. I ONLY	16- 10	94	3-7	49	33	59	59	3	3	
DIV. I NON-CONF.	10- 1	20	0	165	172	42	42	3	3	
TOTALS	RPI 1-25	RPI 26-50	W-L RECORDS	RPI 51-100	RPI 101-150	RPI 150+				
16- 10	1- 3	1- 4	OVERALL	4- 3	3- 0	7- 0				
9- 4	0- 1	1- 1	HOME	1- 2	2- 0	5- 0				
3- 5	1- 2	0- 2	AWAY	1- 1	1- 0	0- 0				
4- 1	0- 0	0- 1	NEUTRAL	2- 0	0- 0	2- 0				
10- 1	1- 0	0- 1	NON-CONFERENCE	2- 0	0- 0	7- 0				
5- 0	0- 0	0- 0	HOME	0- 0	0- 0	5- 0				
1- 0	1- 0	0- 0	AWAY	0- 0	0- 0	0- 0				
4- 1	0- 0	0- 1	NEUTRAL	2- 0	0- 0	2- 0				
6- 9	0- 3	1- 3	CONFERENCE	2- 3	3- 0	0- 0				
4- 4	0- 1	1- 1	HOME	1- 2	2- 0	0- 0				
2- 5	0- 2	0- 2	AWAY	1- 1	1- 0	0- 0				
0- 0	0- 0	0- 0	NEUTRAL	0- 0	0- 0	0- 0				

RPI 1-25				RPI 26-50				RPI 51-100				RPI 101+			
RPI	S	Opponent	Score	RPI	S	Opponent	Score	RPI	S	Opponent	Score	RPI	S	Opponent	Score
4	A	Baylor	51 91	43	N	Creighton	75 82	56	H	Iowa St.	79 71	110	A	Kansas	68 49
4	H	Baylor	39 64	44	A	Texas	44 50	66	A	Oklahoma	58 68	110	H	Kansas	60 53
15	A	Mississippi St.	71 65	44	H	Texas	68 63	66	H	Oklahoma	49 73	141	H	Texas Tech	67 60
19	A	TCU	60 73	48	A	Oklahoma St.	57 60	85	N	Michigan St.	63 57	178	N	Norfolk St.	72 55
				48	H	Oklahoma St.	55 57	93	A	Kansas St.	74 63	188	H	Cornell	68 62
								93	H	Kansas St.	55 56	202	H	Radford	74 37
								98	N	Syracuse	71 69	219	N	New Mexico	73 60
LAST 10 Division I															
4	H	Baylor	39 64	48	A	Oklahoma St.	57 60								
110	H	Kansas	60 53	66	A	Oklahoma	58 68								
44	A	Texas	44 50	56	H	Iowa St.	79 71								
141	H	Texas Tech	67 60	19	A	TCU	60 73								
93	H	Kansas St.	55 56	48	H	Oklahoma St.	55 57								

Non-Div I Games:

West Virginia

■ Loss,
 ■ Non-Conf,
 ■ S Site,
 ■ H Home
 ■ A Away
 N Neutral

Average RPI Win:	290	WON-LOST	WINNING	LAST 10	STRENGTH OF	OPP. STRENGTH	TEAM	ADJ.	CONF.	ADJ CONF.
Average RPI Loss:	204	RECORD	PCT. RANK	GAMES	SCHEDULE	OF SCHEDULE	RPI	RPI	RPI	RPI
DIV. I ONLY	3- 22	333	2-8	235	330	339	339	27	27	
DIV. I NON-CONF.	1- 12	335	0	171	345	330	330	22	22	
TOTALS	RPI 1-25	RPI 26-50	W-L RECORDS	RPI 51-100	RPI 101-150	RPI 150+				
3- 22	0- 0	0- 0	OVERALL	0- 1	0- 5	3- 16				
2- 12	0- 0	0- 0	HOME	0- 1	0- 2	2- 9				
1- 10	0- 0	0- 0	AWAY	0- 0	0- 3	1- 7				
0- 0	0- 0	0- 0	NEUTRAL	0- 0	0- 0	0- 0				
1- 12	0- 0	0- 0	NON-CONFERENCE	0- 1	0- 3	1- 8				
1- 6	0- 0	0- 0	HOME	0- 1	0- 1	1- 4				
0- 6	0- 0	0- 0	AWAY	0- 0	0- 2	0- 4				
0- 0	0- 0	0- 0	NEUTRAL	0- 0	0- 0	0- 0				
2- 10	0- 0	0- 0	CONFERENCE	0- 0	0- 2	2- 8				
1- 6	0- 0	0- 0	HOME	0- 0	0- 1	1- 5				
1- 4	0- 0	0- 0	AWAY	0- 0	0- 1	1- 3				
0- 0	0- 0	0- 0	NEUTRAL	0- 0	0- 0	0- 0				

RPI S	Opponent	Score	RPI S	Opponent	Score	RPI S	Opponent	Score	RPI S	Opponent	Score	Team's RPI: 339
						79 H	Coastal Caro.	43 66	116 A	North Carolina	55 92	
									118 H	Campbell	40 61	
									123 A	Davidson	51 101	
									134 A	UNC Greensboro	43 54	
									134 H	UNC Greensboro	61 72	
									175 H	Samford	50 62	
									176 A	Elon	24 68	
									184 A	Gardner-Webb	62 88	
									198 A	Chattanooga	61 53	
									198 H	Chattanooga	52 59	
									200 H	Cleveland St.	61 68	
									210 H	Tennessee Tech	58 62	
									211 A	Furman	53 69	
									211 H	Furman	59 69	
									249 H	UNC Asheville	47 64	
									252 H	Winthrop	60 63	
									261 A	Col. of Charleston	62 73	
									271 A	Wofford	63 76	
									271 H	Wofford	58 65	
									291 A	ETSU	49 76	
									291 H	ETSU	57 62	
									327 A	USC Upstate	62 70	
									328 H	Mercer	51 40	
									344 H	Charleston So.	69 64	
LAST 10 Division I												
			271 H	Wofford	58 65	328 H	Mercer	51 40				
			211 H	Furman	59 69	175 H	Samford	50 62				
			134 H	UNC Greensboro	61 72	211 A	Furman	53 69				
			198 A	Chattanooga	61 53	271 A	Wofford	63 76				
			291 A	ETSU	49 76	134 A	UNC Greensboro	43 54				

Non-Div I Games: Southern Wesleyan 70 37 UVa-Wise 64 55

Western Caro.

Loss, Non-Conf, S Site, H Home A Away N Neutral

Average RPI Win:	271	WON-LOST	WINNING	LAST 10	STRENGTH OF	OPP. STRENGTH	TEAM	ADJ.	CONF.	ADJ CONF.
Average RPI Loss:	92	RECORD	PCT. RANK	GAMES	SCHEDULE	OF SCHEDULE	RPI	RPI	RPI	RPI
DIV. I ONLY	12- 12	172	7-3	218	157	194	194	19	19	
DIV. I NON-CONF.	3- 7	252	0	167	66	235	235	18	18	
TOTALS	RPI 1-25	RPI 26-50	W-L RECORDS	RPI 51-100	RPI 101-150	RPI 150+				
12- 12	0- 0	0- 5	OVERALL	0- 4	1- 1	11- 2				
8- 3	0- 0	0- 2	HOME	0- 1	1- 0	7- 0				
4- 7	0- 0	0- 3	AWAY	0- 2	0- 1	4- 1				
0- 2	0- 0	0- 0	NEUTRAL	0- 1	0- 0	0- 1				
3- 7	0- 0	0- 3	NON-CONFERENCE	0- 2	1- 1	2- 1				
2- 1	0- 0	0- 1	HOME	0- 0	1- 0	1- 0				
1- 4	0- 0	0- 2	AWAY	0- 1	0- 1	1- 0				
0- 2	0- 0	0- 0	NEUTRAL	0- 1	0- 0	0- 1				
9- 5	0- 0	0- 2	CONFERENCE	0- 2	0- 0	9- 1				
6- 2	0- 0	0- 1	HOME	0- 1	0- 0	6- 0				
3- 3	0- 0	0- 1	AWAY	0- 1	0- 0	3- 1				
0- 0	0- 0	0- 0	NEUTRAL	0- 0	0- 0	0- 0				

RPI S	Opponent	Score	RPI S	Opponent	Score	RPI S	Opponent	Score	RPI S	Opponent	Score	Team's RPI: 194
29	A Drake	75 94	77	A South Dakota St.	45 75	119	H Southeast Mo. St.	97 91				
33	A South Dakota	51 88	77	H South Dakota St.	48 89	147	A Missouri	89 97				
33	H South Dakota	65 96	84	A Illinois St.	65 78	212	N Eastern Ill.	52 60				
36	H Bradley	49 84	99	N Southern Ill.	65 79	217	H Oral Roberts	75 61				
40	A Purdue	59 66				237	A North Dakota	71 77				
						237	H North Dakota	91 74				
						244	H Denver	82 75				
						265	A North Dakota St.	79 78				
						265	H North Dakota St.	86 79				
						268	H Indiana St.	83 72				
						307	A Omaha	83 69				
						307	H Omaha	79 66				
						336	A Purdue Fort Wayne	83 74				
						336	H Purdue Fort Wayne	79 68				
						347	A Chicago St.	88 78				
LAST 10 Division I												
307	H Omaha	79 66	77	H South Dakota St.	48 89							
237	H North Dakota	91 74	237	A North Dakota	71 77							
33	A South Dakota	51 88	307	A Omaha	83 69							
336	A Purdue Fort Wayne	83 74	217	H Oral Roberts	75 61							
265	H North Dakota St.	86 79	244	H Denver	82 75							

Non-Div I Games: Culver-Stockton 82 76 Ill.-Springfield 91 51 Mo. Baptist 90 69

Western Ill.

Average RPI Win:	177	WON-LOST	WINNING	LAST 10	STRENGTH OF	OPP. STRENGTH	TEAM	ADJ.	CONF.	ADJ CONF.
Average RPI Loss:	94	RECORD	PCT. RANK	GAMES	SCHEDULE	OF SCHEDULE	RPI	RPI	RPI	RPI
DIV. I ONLY	20- 6	36	10-0	114	92	34	34	13	13	
DIV. I NON-CONF.	8- 3	68	0	94	14	31	31	16	16	
TOTALS	RPI 1-25	RPI 26-50	W-L RECORDS	RPI 51-100	RPI 101-150	RPI 150+				
20- 6	1- 1	0- 2	OVERALL	5- 1	1- 0	13- 2				
11- 0	1- 0	0- 0	HOME	3- 0	1- 0	6- 0				
8- 6	0- 1	0- 2	AWAY	2- 1	0- 0	6- 2				
1- 0	0- 0	0- 0	NEUTRAL	0- 0	0- 0	1- 0				
8- 3	1- 1	0- 1	NON-CONFERENCE	3- 0	0- 0	4- 1				
4- 0	1- 0	0- 0	HOME	2- 0	0- 0	1- 0				
3- 3	0- 1	0- 1	AWAY	1- 0	0- 0	2- 1				
1- 0	0- 0	0- 0	NEUTRAL	0- 0	0- 0	1- 0				
12- 3	0- 0	0- 1	CONFERENCE	2- 1	1- 0	9- 1				
7- 0	0- 0	0- 0	HOME	1- 0	1- 0	5- 0				
5- 3	0- 0	0- 1	AWAY	1- 1	0- 0	4- 1				
0- 0	0- 0	0- 0	NEUTRAL	0- 0	0- 0	0- 0				

RPI 1-25				RPI 26-50				Team's RPI: 34				RPI 51-100				RPI 101+			
RPI	S	Opponent	Score	RPI	S	Opponent	Score	RPI	S	Opponent	Score	RPI	S	Opponent	Score	RPI	S	Opponent	Score
6	A	Louisville	56 75	27	A	Old Dominion	65 76	51	A	Charlotte	60 56	122	H	UAB	69 65				
17	H	Central Mich.	93 58	40	A	Purdue	50 67	55	H	Belmont	77 46	166	A	Saint Mary's (CA)	73 80				
								57	H	Middle Tenn.	71 63	175	A	Samford	88 84				
								64	A	Rice	65 73	191	A	Fla. Atlantic	69 56				
								66	H	Oklahoma	74 63	191	H	Fla. Atlantic	68 59				
								68	A	Ball St.	91 86	195	H	Little Rock	77 58				
												204	A	Southern Miss.	81 65				
												221	H	UTEP	78 65				
												230	A	Marshall	74 65				
												230	H	Marshall	79 65				
												259	A	North Texas	54 61				
												263	A	Louisiana Tech	84 75				
												266	N	Tulsa	76 63				
												304	H	FIU	71 51				
												312	H	UTSA	85 57				
												328	A	Mercer	75 62				
LAST 10 Division I																			
191	A	Fla. Atlantic	69 56	263	A	Louisiana Tech	84 75												
230	H	Marshall	79 65	304	H	FIU	71 51												
312	H	UTSA	85 57	191	H	Fla. Atlantic	68 59												
221	H	UTEP	78 65	230	A	Marshall	74 65												
204	A	Southern Miss.	81 65	51	A	Charlotte	60 56												

Non-Div I Games:

Western Ky.

■ Loss,
 ■ Non-Conf, S Site,
 ■ Home
 ■ Away
 N Neutral

Average RPI Win:	216	WON-LOST	WINNING	LAST 10	STRENGTH OF	OPP. STRENGTH	TEAM	ADJ.	CONF.	ADJ CONF.
Average RPI Loss:	123	RECORD	PCT. RANK	GAMES	SCHEDULE	OF SCHEDULE	RPI	RPI	RPI	RPI
DIV. I ONLY	14- 11	141	5-5	197	143	148	148	10	10	
DIV. I NON-CONF.	6- 4	123	0	303	320	199	199	9	9	
TOTALS	RPI 1-25	RPI 26-50	W-L RECORDS	RPI 51-100	RPI 101-150	RPI 150+				
14- 11	0- 2	0- 1	OVERALL	1- 2	2- 1	11- 5				
7- 3	0- 1	0- 0	HOME	1- 0	1- 0	5- 2				
5- 7	0- 1	0- 1	AWAY	0- 1	1- 1	4- 3				
2- 1	0- 0	0- 0	NEUTRAL	0- 1	0- 0	2- 0				
6- 4	0- 0	0- 1	NON-CONFERENCE	0- 1	1- 0	5- 2				
2- 1	0- 0	0- 0	HOME	0- 0	0- 0	2- 1				
2- 2	0- 0	0- 1	AWAY	0- 0	1- 0	1- 1				
2- 1	0- 0	0- 0	NEUTRAL	0- 1	0- 0	2- 0				
8- 7	0- 2	0- 0	CONFERENCE	1- 1	1- 1	6- 3				
5- 2	0- 1	0- 0	HOME	1- 0	1- 0	3- 1				
3- 5	0- 1	0- 0	AWAY	0- 1	0- 1	3- 2				
0- 0	0- 0	0- 0	NEUTRAL	0- 0	0- 0	0- 0				

RPI 1-25				RPI 26-50				RPI 51-100				RPI 101+ Team's RPI: 148			
RPI	S	Opponent	Score	RPI	S	Opponent	Score	RPI	S	Opponent	Score	RPI	S	Opponent	Score
17	A	Central Mich.	60 76	32	A	Michigan	55 76	60	H	Ohio	73 72	102	A	Kent St.	63 75
17	H	Central Mich.	70 80					68	A	Ball St.	65 68	143	H	Buffalo	74 62
								81	N	Stony Brook	47 50	149	A	Loyola Chicago	70 60
												155	A	Akron	56 51
												155	H	Akron	79 71
												171	H	Eastern Mich.	79 83
												173	A	Toledo	70 58
												173	H	Toledo	84 72
												179	A	Northern Ill.	68 65
												191	H	Fla. Atlantic	79 80
												199	A	Miami (OH)	67 70
												221	A	UTEP	46 76
												244	N	Denver	79 70
												251	A	Bowling Green	63 72
												251	H	Bowling Green	69 55
												319	N	New Mexico St.	79 76
												333	H	Detroit Mercy	82 67
												342	A	UIC	80 52
												347	H	Chicago St.	90 69
LAST 10 Division I															
17	A	Central Mich.	60 76	171	H	Eastern Mich.	79 83								
173	A	Toledo	70 58	199	A	Miami (OH)	67 70								
251	H	Bowling Green	69 55	68	A	Ball St.	65 68								
179	A	Northern Ill.	68 65	155	H	Akron	79 71								
143	H	Buffalo	74 62	251	A	Bowling Green	63 72								

Non-Div I Games: Kentucky St. 80 41

Western Mich.

Average RPI Win:	213	WON-LOST	WINNING	LAST 10	STRENGTH OF	OPP. STRENGTH	TEAM	ADJ.	CONF.	ADJ CONF.
Average RPI Loss:	121	RECORD	PCT. RANK	GAMES	SCHEDULE	OF SCHEDULE	RPI	RPI	RPI	RPI
DIV. I ONLY	15- 12	148	5-5	221	91	163	163	9	9	
DIV. I NON-CONF.	8- 5	117	0	204	160	141	141	10	10	
TOTALS	RPI 1-25	RPI 26-50	W-L RECORDS	RPI 51-100	RPI 101-150	RPI 150+				
15- 12	0- 2	0- 2	OVERALL	4- 2	0- 0	11- 6				
9- 5	0- 0	0- 0	HOME	2- 2	0- 0	7- 3				
5- 6	0- 2	0- 1	AWAY	1- 0	0- 0	4- 3				
1- 1	0- 0	0- 1	NEUTRAL	1- 0	0- 0	0- 0				
8- 5	0- 1	0- 2	NON-CONFERENCE	2- 1	0- 0	6- 1				
6- 1	0- 0	0- 0	HOME	1- 1	0- 0	5- 0				
1- 3	0- 1	0- 1	AWAY	0- 0	0- 0	1- 1				
1- 1	0- 0	0- 1	NEUTRAL	1- 0	0- 0	0- 0				
7- 7	0- 1	0- 0	CONFERENCE	2- 1	0- 0	5- 5				
3- 4	0- 0	0- 0	HOME	1- 1	0- 0	2- 3				
4- 3	0- 1	0- 0	AWAY	1- 0	0- 0	3- 2				
0- 0	0- 0	0- 0	NEUTRAL	0- 0	0- 0	0- 0				

RPI 1-25				RPI 26-50				RPI 51-100				RPI 101+ Team's RPI: 163			
RPI	S	Opponent	Score	RPI	S	Opponent	Score	RPI	S	Opponent	Score	RPI	S	Opponent	Score
5	A	UConn	55 83	39	N	Virginia Tech	63 84	66	H	Oklahoma	88 83	157	A	Tulane	69 68
10	A	Missouri St.	55 68	43	A	Creighton	46 56	71	H	South Fla.	50 56	157	H	Tulane	56 61
								78	H	UNI	50 61	171	H	Eastern Mich.	63 52
								80	N	Montana St.	66 64	192	H	Memphis	60 69
								94	A	Temple	85 75	196	A	Houston	56 64
								94	H	Temple	72 70	217	A	Oral Roberts	66 79
												222	A	SMU	44 64
												222	H	SMU	67 72
												245	A	East Carolina	61 53
												245	H	East Carolina	57 55
												246	H	Southern U.	69 63
												263	A	Louisiana Tech	88 80
												266	A	Tulsa	70 61
												266	H	Tulsa	57 46
												318	H	Houston Baptist	59 42
												337	H	Ark.-Pine Bluff	100 50
												346	H	Grambling	77 65
LAST 10 Division I															
266	A	Tulsa	70 61	245	H	East Carolina	57 55								
222	H	SMU	67 72	222	A	SMU	44 64								
157	A	Tulane	69 68	196	A	Houston	56 64								
192	H	Memphis	60 69	71	H	South Fla.	50 56								
94	A	Temple	85 75	94	H	Temple	72 70								

Non-Div I Games:

Wichita St.

William & Mary

Through Games Of Feb. 26, 2020

Average RPI Win:	234	WON-LOST	WINNING	LAST 10	STRENGTH OF	OPP. STRENGTH	TEAM	ADJ.	CONF.	ADJ CONF.
Average RPI Loss:	96	RECORD	PCT. RANK	GAMES	SCHEDULE	OF SCHEDULE	RPI	RPI	RPI	RPI
DIV. I ONLY	19- 7	47	7-3	294	131	113	113	14	14	
DIV. I NON-CONF.	9- 2	37	0	302	187	108	108	13	13	
TOTALS	RPI 1-25	RPI 26-50	W-L RECORDS	RPI 51-100	RPI 101-150	RPI 150+				
19- 7	0- 0	0- 4	OVERALL	0- 0	3- 2	16- 1				
8- 3	0- 0	0- 2	HOME	0- 0	1- 0	7- 1				
11- 4	0- 0	0- 2	AWAY	0- 0	2- 2	9- 0				
0- 0	0- 0	0- 0	NEUTRAL	0- 0	0- 0	0- 0				
9- 2	0- 0	0- 1	NON-CONFERENCE	0- 0	2- 1	7- 0				
4- 1	0- 0	0- 1	HOME	0- 0	0- 0	4- 0				
5- 1	0- 0	0- 0	AWAY	0- 0	2- 1	3- 0				
0- 0	0- 0	0- 0	NEUTRAL	0- 0	0- 0	0- 0				
10- 5	0- 0	0- 3	CONFERENCE	0- 0	1- 1	9- 1				
4- 2	0- 0	0- 1	HOME	0- 0	1- 0	3- 1				
6- 3	0- 0	0- 2	AWAY	0- 0	0- 1	6- 0				
0- 0	0- 0	0- 0	NEUTRAL	0- 0	0- 0	0- 0				

RPI 1-25				RPI 26-50				RPI 51-100				RPI 101+ Team's RPI: 113			
RPI	S	Opponent	Score	RPI	S	Opponent	Score	RPI	S	Opponent	Score	RPI	S	Opponent	Score
				27	H	Old Dominion	58 69					104	A	VCU	69 55
				41	A	James Madison	70 84					121	A	Richmond	73 76
				42	A	Drexel	74 84					126	A	Northeastern	55 61
				42	H	Drexel	54 61					126	H	Northeastern	80 64
												138	A	George Washington	63 51
												176	A	Elon	84 77
												178	H	Norfolk St.	65 56
												180	A	Towson	83 75
												181	A	Delaware	78 60
												181	H	Delaware	68 58
												245	A	East Carolina	78 68
												261	A	Col. of Charleston	80 74
												261	H	Col. of Charleston	85 60
												262	A	Delaware St.	73 52
												272	A	UNCW	63 55
												272	H	UNCW	55 72
												286	H	UMBC	76 48
												295	A	Army West Point	77 65
												317	A	Hofstra	66 53
												317	H	Hofstra	71 42
												325	H	UMES	78 50
												345	H	Hartford	61 44
LAST 10 Division I															
				181	A	Delaware	78 60					261	A	Col. of Charleston	80 74
				42	A	Drexel	74 84					176	A	Elon	84 77
				317	H	Hofstra	71 42					42	H	Drexel	54 61
				126	H	Northeastern	80 64					181	H	Delaware	68 58
				272	A	UNCW	63 55					126	A	Northeastern	55 61

Non-Div I Games:

William & Mary

Loss, Non-Conf, S Site, H Home A Away N Neutral

Average RPI Win:	282	WON-LOST	WINNING	LAST 10	STRENGTH OF	OPP. STRENGTH	TEAM	ADJ.	CONF.	ADJ CONF.
Average RPI Loss:	181	RECORD	PCT. RANK	GAMES	SCHEDULE	OF SCHEDULE	RPI	RPI	RPI	RPI
DIV. I ONLY	11- 15	219	4-6	263	313	252	252	25	25	
DIV. I NON-CONF.	3- 6	235	0	291	292	271	271	27	27	
TOTALS	RPI 1-25	RPI 26-50	W-L RECORDS	RPI 51-100	RPI 101-150	RPI 150+				
11- 15	0- 1	0- 1	OVERALL	0- 0	1- 3	10- 10				
5- 6	0- 0	0- 0	HOME	0- 0	1- 1	4- 5				
6- 8	0- 1	0- 1	AWAY	0- 0	0- 2	6- 4				
0- 1	0- 0	0- 0	NEUTRAL	0- 0	0- 0	0- 1				
3- 6	0- 1	0- 1	NON-CONFERENCE	0- 0	0- 0	3- 4				
0- 3	0- 0	0- 0	HOME	0- 0	0- 0	0- 3				
3- 2	0- 1	0- 1	AWAY	0- 0	0- 0	3- 0				
0- 1	0- 0	0- 0	NEUTRAL	0- 0	0- 0	0- 1				
8- 9	0- 0	0- 0	CONFERENCE	0- 0	1- 3	7- 6				
5- 3	0- 0	0- 0	HOME	0- 0	1- 1	4- 2				
3- 6	0- 0	0- 0	AWAY	0- 0	0- 2	3- 4				
0- 0	0- 0	0- 0	NEUTRAL	0- 0	0- 0	0- 0				

RPI 1-25				RPI 26-50				RPI 51-100				RPI 101+ Team's RPI: 252			
RPI	S	Opponent	Score	RPI	S	Opponent	Score	RPI	S	Opponent	Score	RPI	S	Opponent	Score
21	A	Kentucky	36 91	27	A	Old Dominion	44 68					118	A	Campbell	47 63
												118	H	Campbell	58 61
												144	A	Hampton	48 62
												144	H	Hampton	72 66
												172	A	High Point	61 94
												172	H	High Point	69 63
												184	A	Gardner-Webb	59 71
												184	H	Gardner-Webb	49 54
												202	A	Radford	53 54
												220	H	Iona	61 68
												249	A	UNC Asheville	55 65
												249	H	UNC Asheville	43 50
												261	H	Col. of Charleston	73 84
												271	N	Wofford	59 60
												272	A	UNCW	75 63
												276	A	Longwood	63 60
												276	H	Longwood	74 63
												296	H	Ga. Southern	47 91
												305	A	N.C. Central	56 46
												308	H	Presbyterian	61 54
												327	A	USC Upstate	52 38
												339	A	Western Caro.	63 60
												344	A	Charleston So.	58 53
												344	H	Charleston So.	56 46
LAST 10 Division I															
				276	A	Longwood	63 60					344	H	Charleston So.	56 46
				184	H	Gardner-Webb	49 54					172	A	High Point	61 94
				118	H	Campbell	58 61					249	H	UNC Asheville	43 50
				249	A	UNC Asheville	55 65					344	A	Charleston So.	58 53
				144	A	Hampton	48 62					276	H	Longwood	74 63

Non-Div I Games:

Winthrop

■ Loss,
 ■ Non-Conf,
 ■ S Site,
 ■ H Home
 ■ A Away
 N Neutral

Average RPI Win:	210	WON-LOST	WINNING	LAST 10	STRENGTH OF	OPP. STRENGTH	TEAM	ADJ.	CONF.	ADJ CONF.
Average RPI Loss:	44	RECORD	PCT. RANK	GAMES	SCHEDULE	OF SCHEDULE	RPI	RPI	RPI	RPI
DIV. I ONLY	11- 17	239	2-8	37	48	139	139	2	2	
DIV. I NON-CONF.	8- 3	68	0	139	269	79	79	1	1	
TOTALS	RPI 1-25	RPI 26-50	W-L RECORDS	RPI 51-100	RPI 101-150	RPI 150+				
11- 17	0- 6	0- 5	OVERALL	2- 6	1- 0	8- 0				
7- 8	0- 3	0- 3	HOME	0- 2	1- 0	6- 0				
3- 8	0- 3	0- 1	AWAY	1- 4	0- 0	2- 0				
1- 1	0- 0	0- 1	NEUTRAL	1- 0	0- 0	0- 0				
8- 3	0- 0	0- 1	NON-CONFERENCE	1- 2	1- 0	6- 0				
6- 0	0- 0	0- 0	HOME	0- 0	1- 0	5- 0				
1- 2	0- 0	0- 0	AWAY	0- 2	0- 0	1- 0				
1- 1	0- 0	0- 1	NEUTRAL	1- 0	0- 0	0- 0				
3- 14	0- 6	0- 4	CONFERENCE	1- 4	0- 0	2- 0				
1- 8	0- 3	0- 3	HOME	0- 2	0- 0	1- 0				
2- 6	0- 3	0- 1	AWAY	1- 2	0- 0	1- 0				
0- 0	0- 0	0- 0	NEUTRAL	0- 0	0- 0	0- 0				

RPI	S	Opponent	Score	RPI	S	Opponent	Score	RPI	S	Opponent	Score	RPI	S	Opponent	Score	Team's RPI: 139
3	H	Maryland	56 85	32	H	Michigan	56 68	65	A	Georgia Tech	41 60	145	H	North Florida	75 62	
7	H	Northwestern	66 82	37	N	Arkansas	64 68	68	N	Ball St.	67 56	201	A	Illinois	73 64	
11	A	Iowa	71 97	40	A	Purdue	61 72	73	A	Colorado	57 74	206	H	Penn St.	71 65	
11	H	Iowa	78 85	40	H	Purdue	59 62	85	A	Michigan St.	52 69	212	H	Eastern Ill.	63 55	
18	A	Indiana	65 75	45	H	Rutgers	61 64	86	A	Minnesota	72 62	236	H	Milwaukee	71 40	
23	A	Ohio St.	74 82					86	H	Minnesota	64 73	265	A	North Dakota St.	64 63	
								87	A	Nebraska	50 65	271	H	Wofford	78 65	
								87	H	Nebraska	71 72	292	H	Prairie View	68 42	
												329	H	Alabama St.	85 67	
LAST 10 Division I																
7	H	Northwestern	66 82	86	H	Minnesota	64 73									
3	H	Maryland	56 85	201	A	Illinois	73 64									
11	A	Iowa	71 97	18	A	Indiana	65 75									
40	H	Purdue	59 62	87	H	Nebraska	71 72									
23	A	Ohio St.	74 82	86	A	Minnesota	72 62									

Non-Div I Games:

Wisconsin

■ Loss,
 ■ Non-Conf,
 ■ S Site,
 ■ H Home
 ■ A Away
 N Neutral

[illegible]

W
o
f
f
o
r
d

Wofford

Page 346

Average RPI Win:	245	WON-LOST	WINNING	LAST 10	STRENGTH OF	OPP. STRENGTH	TEAM	ADJ.	CONF.	ADJ CONF.
Average RPI Loss:	130	RECORD	PCT. RANK	GAMES	SCHEDULE	OF SCHEDULE	RPI	RPI	RPI	RPI
DIV. I ONLY	15- 11	134	7-3	211	215	153	153	22	22	
DIV. I NON-CONF.	4- 6	212	0	219	63	198	198	20	20	
TOTALS	RPI 1-25	RPI 26-50	W-L RECORDS	RPI 51-100	RPI 101-150	RPI 150+				
15- 11	0- 0	0- 1	OVERALL	0- 3	1- 4	14- 3				
7- 4	0- 0	0- 0	HOME	0- 1	0- 2	7- 1				
7- 5	0- 0	0- 1	AWAY	0- 2	1- 1	6- 1				
1- 2	0- 0	0- 0	NEUTRAL	0- 0	0- 1	1- 1				
4- 6	0- 0	0- 1	NON-CONFERENCE	0- 1	0- 3	4- 1				
1- 1	0- 0	0- 0	HOME	0- 0	0- 1	1- 0				
2- 3	0- 0	0- 1	AWAY	0- 1	0- 1	2- 0				
1- 2	0- 0	0- 0	NEUTRAL	0- 0	0- 1	1- 1				
11- 5	0- 0	0- 0	CONFERENCE	0- 2	1- 1	10- 2				
6- 3	0- 0	0- 0	HOME	0- 1	0- 1	6- 1				
5- 2	0- 0	0- 0	AWAY	0- 1	1- 0	4- 1				
0- 0	0- 0	0- 0	NEUTRAL	0- 0	0- 0	0- 0				

RPI S	Opponent	Score	RPI S	Opponent	Score	RPI S	Opponent	Score	RPI S	Opponent	Score	Team's RPI: 153
38	A UCF	53 69	56	A Iowa St.	71 79	105	H Abilene Christian	64 83				
			62	A IUPUI	60 80	106	A UT Arlington	62 68				
			62	H IUPUI	58 62	110	N Kansas	63 74				
						129	A Green Bay	70 58				
						129	H Green Bay	59 68				
						186	A Northern Ky.	63 55				
						186	H Northern Ky.	79 69				
						200	A Cleveland St.	75 73				
						200	H Cleveland St.	78 62				
						222	A SMU	69 61				
						232	H CSU Bakersfield	65 60				
						236	A Milwaukee	58 60				
						236	H Milwaukee	67 77				
						253	A Youngstown St.	67 54				
						253	H Youngstown St.	91 41				
						256	A Xavier	86 74				
						264	N Loyola Maryland	66 51				
						278	H Oakland	85 66				
						294	N St. Bonaventure	56 57				
						333	H Detroit Mercy	67 61				
						342	A UIC	58 43				
						342	H UIC	79 55				
LAST 10 Division I												
186	H Northern Ky.	79 69	236	H Milwaukee	67 77							
342	H UIC	79 55	129	H Green Bay	59 68							
62	H IUPUI	58 62	278	H Oakland	85 66							
200	A Cleveland St.	75 73	333	H Detroit Mercy	67 61							
253	A Youngstown St.	67 54	186	A Northern Ky.	63 55							

Non-Div I Games: Marian (IN) 64 60

Wright St.

■ Loss,
 ■ Non-Conf,
 ■ S Site,
 ■ Home
 ■ A Away
 N Neutral

Wyoming

Through Games Of Feb. 26, 2020

Average RPI Win:	241	WON-LOST	WINNING	LAST 10	STRENGTH OF	OPP. STRENGTH	TEAM	ADJ.	CONF.	ADJ CONF.
Average RPI Loss:	157	RECORD	PCT. RANK	GAMES	SCHEDULE	OF SCHEDULE	RPI	RPI	RPI	RPI
DIV. I ONLY	14- 11	141	7-3	234	197	183	183	17	17	
DIV. I NON-CONF.	3- 5	224	0	211	202	259	259	19	19	
TOTALS	RPI 1-25	RPI 26-50	W-L RECORDS	RPI 51-100	RPI 101-150	RPI 150+				
14- 11	0- 1	0- 0	OVERALL	1- 4	0- 0	13- 6				
8- 5	0- 1	0- 0	HOME	1- 1	0- 0	7- 3				
6- 6	0- 0	0- 0	AWAY	0- 3	0- 0	6- 3				
0- 0	0- 0	0- 0	NEUTRAL	0- 0	0- 0	0- 0				
3- 5	0- 1	0- 0	NON-CONFERENCE	0- 2	0- 0	3- 2				
2- 3	0- 1	0- 0	HOME	0- 1	0- 0	2- 1				
1- 2	0- 0	0- 0	AWAY	0- 1	0- 0	1- 1				
0- 0	0- 0	0- 0	NEUTRAL	0- 0	0- 0	0- 0				
11- 6	0- 0	0- 0	CONFERENCE	1- 2	0- 0	10- 4				
6- 2	0- 0	0- 0	HOME	1- 0	0- 0	5- 2				
5- 4	0- 0	0- 0	AWAY	0- 2	0- 0	5- 2				
0- 0	0- 0	0- 0	NEUTRAL	0- 0	0- 0	0- 0				

RPI 1-25				RPI 26-50				RPI 51-100				RPI 101+ Team's RPI: 183			
RPI	S	Opponent	Score	RPI	S	Opponent	Score	RPI	S	Opponent	Score	RPI	S	Opponent	Score
13	H	Gonzaga	54 65					70	A	Fresno St.	59 89	162	H	San Jose St.	80 45
								73	H	Colorado	56 66	166	H	Saint Mary's (CA)	69 67
								77	A	South Dakota St.	40 67	205	A	UNLV	53 65
								100	A	Boise St.	48 67	219	A	New Mexico	73 66
								100	H	Boise St.	73 68	219	H	New Mexico	71 74
												223	H	Northern Colo.	44 46
												234	A	San Diego St.	60 67
												234	H	San Diego St.	81 67
												242	A	Nevada	84 79
												242	H	Nevada	83 59
												244	A	Denver	57 71
												265	A	North Dakota St.	66 57
												274	A	Colorado St.	43 40
												274	H	Colorado St.	49 56
												280	A	Air Force	65 63
												280	H	Air Force	68 52
												282	A	Utah St.	65 54
												282	H	Utah St.	64 45
												351	H	Mississippi Val.	95 22
LAST 10 Division I															
242	A	Nevada	84 79	100	A	Boise St.	48 67								
280	H	Air Force	68 52	162	H	San Jose St.	80 45								
282	H	Utah St.	64 45	282	A	Utah St.	65 54								
274	A	Colorado St.	43 40	234	H	San Diego St.	81 67								
219	H	New Mexico	71 74	70	A	Fresno St.	59 89								

Non-Div I Games: Colo. Christian 70 31

Wyoming

■ Loss,
 ■ Non-Conf, S Site,
 ■ Home
 ■ Away
 N Neutral

Average RPI Win:	172	WON-LOST	WINNING	LAST 10	STRENGTH OF	OPP. STRENGTH	TEAM	ADJ.	CONF.	ADJ CONF.
Average RPI Loss:	91	RECORD	PCT. RANK	GAMES	SCHEDULE	OF SCHEDULE	RPI	RPI	RPI	RPI
DIV. I ONLY	3- 24	340	1-9	31	80	256	256	6	6	
DIV. I NON-CONF.	1- 10	329	0	26	120	253	253	6	6	
TOTALS	RPI 1-25	RPI 26-50	W-L RECORDS	RPI 51-100	RPI 101-150	RPI 150+				
3- 24	0- 3	0- 4	OVERALL	0- 11	1- 2	2- 4				
2- 12	0- 1	0- 2	HOME	0- 6	1- 0	1- 3				
1- 10	0- 1	0- 2	AWAY	0- 5	0- 1	1- 1				
0- 2	0- 1	0- 0	NEUTRAL	0- 0	0- 1	0- 0				
1- 10	0- 1	0- 0	NON-CONFERENCE	0- 5	1- 2	0- 2				
1- 4	0- 0	0- 0	HOME	0- 2	1- 0	0- 2				
0- 4	0- 0	0- 0	AWAY	0- 3	0- 1	0- 0				
0- 2	0- 1	0- 0	NEUTRAL	0- 0	0- 1	0- 0				
2- 14	0- 2	0- 4	CONFERENCE	0- 6	0- 0	2- 2				
1- 8	0- 1	0- 2	HOME	0- 4	0- 0	1- 1				
1- 6	0- 1	0- 2	AWAY	0- 2	0- 0	1- 1				
0- 0	0- 0	0- 0	NEUTRAL	0- 0	0- 0	0- 0				

RPI S	Opponent	Score	RPI S	Opponent	Score	RPI S	Opponent	Score	RPI S	Opponent	Score	Team's RPI: 256
7 N	Northwestern	59 79	35 A	Marquette	48 61	61 H	St. John's (NY)	67 75	109 H	Utah	70 63	
20 A	DePaul	65 97	35 H	Marquette	60 80	68 A	Ball St.	49 70	130 N	Florida	64 67	
20 H	DePaul	68 91	43 A	Creighton	55 62	72 A	Villanova	54 66	132 A	Robert Morris	57 71	
			43 H	Creighton	62 76	72 H	Villanova	54 55	153 H	Wright St.	74 86	
						73 H	Colorado	53 62	168 A	Providence	48 60	
						74 H	Seton Hall	61 83	168 H	Providence	61 42	
						82 H	Cincinnati	78 85	240 A	Georgetown	85 64	
						90 A	Butler	61 63	240 H	Georgetown	50 63	
						90 H	Butler	70 78	285 H	Eastern Ky.	55 56	
						92 A	Rider	57 64				
						94 A	Temple	65 78				
LAST 10 Division I												
43 H	Creighton	62 76	72 H	Villanova	54 55							
168 H	Providence	61 42	90 A	Butler	61 63							
20 A	DePaul	65 97	168 A	Providence	48 60							
35 A	Marquette	48 61	43 A	Creighton	55 62							
240 H	Georgetown	50 63	35 H	Marquette	60 80							

Non-Div I Games:

Xavier

Average RPI Win:	200	WON-LOST	WINNING	LAST 10	STRENGTH OF	OPP. STRENGTH	TEAM	ADJ.	CONF.	ADJ CONF.
Average RPI Loss:	64	RECORD	PCT. RANK	GAMES	SCHEDULE	OF SCHEDULE	RPI	RPI	RPI	RPI
DIV. I ONLY	16- 7	62	6-4	99	135	67	67	7	7	
DIV. I NON-CONF.	10- 3	57	0	158	190	61	61	8	8	
TOTALS	RPI 1-25	RPI 26-50	W-L RECORDS	RPI 51-100	RPI 101-150	RPI 150+				
16- 7	0- 2	0- 1	OVERALL	1- 3	3- 1	12- 0				
7- 4	0- 1	0- 1	HOME	0- 1	0- 1	7- 0				
8- 3	0- 1	0- 0	AWAY	0- 2	3- 0	5- 0				
1- 0	0- 0	0- 0	NEUTRAL	1- 0	0- 0	0- 0				
10- 3	0- 1	0- 0	NON-CONFERENCE	1- 2	2- 0	7- 0				
5- 1	0- 0	0- 0	HOME	0- 1	0- 0	5- 0				
4- 2	0- 1	0- 0	AWAY	0- 1	2- 0	2- 0				
1- 0	0- 0	0- 0	NEUTRAL	1- 0	0- 0	0- 0				
6- 4	0- 1	0- 1	CONFERENCE	0- 1	1- 1	5- 0				
2- 3	0- 1	0- 1	HOME	0- 0	0- 1	2- 0				
4- 1	0- 0	0- 0	AWAY	0- 1	1- 0	3- 0				
0- 0	0- 0	0- 0	NEUTRAL	0- 0	0- 0	0- 0				

RPI 1-25				RPI 26-50				RPI 51-100 Team's RPI: 67				RPI 101+			
RPI	S	Opponent	Score	RPI	S	Opponent	Score	RPI	S	Opponent	Score	RPI	S	Opponent	Score
9	H	Princeton	39 55	47	H	Penn	51 53	61	H	St. John's (NY)	66 80	116	A	North Carolina	66 63
12	A	UCLA	65 100					70	N	Fresno St.	87 67	126	A	Northeastern	78 63
								95	A	Colgate	67 70	128	A	Columbia	85 60
								96	A	Harvard	57 66	128	H	Columbia	65 74
												160	A	Dartmouth	67 47
												168	H	Providence	82 79
												187	H	Quinnipiac	63 59
												188	A	Cornell	74 67
												188	H	Cornell	65 51
												218	A	Brown	73 40
												218	H	Brown	79 72
												225	A	UMass Lowell	67 59
												281	H	Wagner	87 68
												293	A	LMU (CA)	81 65
												309	H	Sacred Heart	87 40
												328	H	Mercer	68 60
LAST 10 Division I															
128	H	Columbia	65 74	96	A	Harvard	57 66								
188	H	Cornell	65 51	188	A	Cornell	74 67								
47	H	Penn	51 53	128	A	Columbia	85 60								
9	H	Princeton	39 55	218	A	Brown	73 40								
160	A	Dartmouth	67 47	218	H	Brown	79 72								

Non-Div I Games:

Yale

■ Loss,
 ■ Non-Conf, S Site,
 ■ Home
 ■ Away
 N Neutral

Average RPI Win:	263	WON-LOST	WINNING	LAST 10	STRENGTH OF	OPP. STRENGTH	TEAM	ADJ.	CONF.	ADJ CONF.
Average RPI Loss:	167	RECORD	PCT. RANK	GAMES	SCHEDULE	OF SCHEDULE	RPI	RPI	RPI	RPI
DIV. I ONLY	11- 14	210	3-7	248	280	253	253	22	22	
DIV. I NON-CONF.	5- 4	140	0	200	247	144	144	20	20	
TOTALS	RPI 1-25	RPI 26-50	W-L RECORDS	RPI 51-100	RPI 101-150	RPI 150+				
11- 14	0- 1	0- 0	OVERALL	1- 1	0- 3	10- 9				
7- 6	0- 0	0- 0	HOME	1- 0	0- 2	6- 4				
4- 8	0- 1	0- 0	AWAY	0- 1	0- 1	4- 5				
0- 0	0- 0	0- 0	NEUTRAL	0- 0	0- 0	0- 0				
5- 4	0- 1	0- 0	NON-CONFERENCE	0- 0	0- 2	5- 1				
3- 1	0- 0	0- 0	HOME	0- 0	0- 1	3- 0				
2- 3	0- 1	0- 0	AWAY	0- 0	0- 1	2- 1				
0- 0	0- 0	0- 0	NEUTRAL	0- 0	0- 0	0- 0				
6- 10	0- 0	0- 0	CONFERENCE	1- 1	0- 1	5- 8				
4- 5	0- 0	0- 0	HOME	1- 0	0- 1	3- 4				
2- 5	0- 0	0- 0	AWAY	0- 1	0- 0	2- 4				
0- 0	0- 0	0- 0	NEUTRAL	0- 0	0- 0	0- 0				

RPI 1-25				RPI 26-50				RPI 51-100				RPI 101+ Team's RPI: 253			
RPI	S	Opponent	Score	RPI	S	Opponent	Score	RPI	S	Opponent	Score	RPI	S	Opponent	Score
18	A	Indiana	56 93					62	A	IUPUI	69 77	102	H	Kent St.	73 82
								62	H	IUPUI	75 73	129	H	Green Bay	63 70
												132	A	Robert Morris	43 58
												153	A	Wright St.	41 91
												153	H	Wright St.	54 67
												155	A	Akron	62 91
												171	H	Eastern Mich.	79 77
												186	A	Northern Ky.	56 75
												186	H	Northern Ky.	55 59
												200	A	Cleveland St.	52 60
												200	H	Cleveland St.	84 72
												236	H	Milwaukee	62 74
												270	A	Saint Francis (PA)	56 46
												278	A	Oakland	79 74
												278	H	Oakland	73 86
												281	H	Wagner	64 42
												285	A	Eastern Ky.	72 63
												333	A	Detroit Mercy	62 47
												333	H	Detroit Mercy	72 66
												338	H	Canisius	87 59
												342	A	UIC	53 59
												342	H	UIC	77 65
LAST 10 Division I															
278	H	Oakland	73 86	62	A	IUPUI	69 77								
333	H	Detroit Mercy	72 66	342	A	UIC	53 59								
200	H	Cleveland St.	84 72	236	H	Milwaukee	62 74								
186	H	Northern Ky.	55 59	129	H	Green Bay	63 70								
153	H	Wright St.	54 67	333	A	Detroit Mercy	62 47								

Non-Div I Games: Lake Erie 83 48 Muskingum 92 46

Youngstown St.

Loss, Non-Conf, S Site, H Home A Away N Neutral