

|                   |          |           |                |            |             |               |      |      |       |           |
|-------------------|----------|-----------|----------------|------------|-------------|---------------|------|------|-------|-----------|
| Average RPI Win:  | 253      | WON-LOST  | WINNING        | LAST 10    | STRENGTH OF | OPP. STRENGTH | TEAM | ADJ. | CONF. | ADJ CONF. |
| Average RPI Loss: | 177      | RECORD    | PCT. RANK      | GAMES      | SCHEDULE    | OF SCHEDULE   | RPI  | RPI  | RPI   | RPI       |
| DIV. I ONLY       | 9- 12    | 217       | 0- 1           | 218        | 303         | 246           | 246  | 25   | 25    |           |
| DIV. I NON-CONF.  | 2- 5     | 264       | 0- 0           | 208        | 290         | 277           | 277  | 23   | 23    |           |
| TOTALS            | RPI 1-25 | RPI 26-50 | W-L RECORDS    | RPI 51-100 | RPI 101-150 | RPI 150+      |      |      |       |           |
| 9- 12             | 0- 0     | 0- 0      | OVERALL        | 1- 2       | 0- 2        | 8- 8          |      |      |       |           |
| 5- 5              | 0- 0     | 0- 0      | HOME           | 1- 1       | 0- 1        | 4- 3          |      |      |       |           |
| 3- 6              | 0- 0     | 0- 0      | AWAY           | 0- 1       | 0- 1        | 3- 4          |      |      |       |           |
| 1- 1              | 0- 0     | 0- 0      | NEUTRAL        | 0- 0       | 0- 0        | 1- 1          |      |      |       |           |
| 2- 5              | 0- 0     | 0- 0      | NON-CONFERENCE | 0- 0       | 0- 2        | 2- 3          |      |      |       |           |
| 0- 3              | 0- 0     | 0- 0      | HOME           | 0- 0       | 0- 1        | 0- 2          |      |      |       |           |
| 1- 1              | 0- 0     | 0- 0      | AWAY           | 0- 0       | 0- 1        | 1- 0          |      |      |       |           |
| 1- 1              | 0- 0     | 0- 0      | NEUTRAL        | 0- 0       | 0- 0        | 1- 1          |      |      |       |           |
| 7- 7              | 0- 0     | 0- 0      | CONFERENCE     | 1- 2       | 0- 0        | 6- 5          |      |      |       |           |
| 5- 2              | 0- 0     | 0- 0      | HOME           | 1- 1       | 0- 0        | 4- 1          |      |      |       |           |
| 2- 5              | 0- 0     | 0- 0      | AWAY           | 0- 1       | 0- 0        | 2- 4          |      |      |       |           |
| 0- 0              | 0- 0     | 0- 0      | NEUTRAL        | 0- 0       | 0- 0        | 0- 0          |      |      |       |           |

| RPI 1-25                  |   |          | RPI 26-50 |     |   | RPI 51-100       |       |     | RPI 101+ |                  |                   | Team's RPI: 246 |     |          |                   |    |    |
|---------------------------|---|----------|-----------|-----|---|------------------|-------|-----|----------|------------------|-------------------|-----------------|-----|----------|-------------------|----|----|
| RPI                       | S | Opponent | Score     | RPI | S | Opponent         | Score | RPI | S        | Opponent         | Score             | RPI             | S   | Opponent | Score             |    |    |
|                           |   |          |           |     |   |                  |       | 59  | A        | Lamar University | 58                | 76              | 141 | A        | Texas Tech        | 61 | 78 |
|                           |   |          |           |     |   |                  |       | 59  | H        | Lamar University | 47                | 72              | 145 | H        | New Mexico St.    | 65 | 67 |
|                           |   |          |           |     |   |                  |       | 79  | H        | SFA              | 46                | 44              | 164 | H        | Abilene Christian | 68 | 72 |
|                           |   |          |           |     |   |                  |       |     |          |                  |                   |                 | 168 | H        | Texas St.         | 53 | 60 |
|                           |   |          |           |     |   |                  |       |     |          |                  |                   |                 | 173 | A        | Nicholls St.      | 55 | 85 |
|                           |   |          |           |     |   |                  |       |     |          |                  |                   |                 | 183 | A        | Sam Houston St.   | 59 | 61 |
|                           |   |          |           |     |   |                  |       |     |          |                  |                   |                 | 183 | H        | Sam Houston St.   | 76 | 61 |
|                           |   |          |           |     |   |                  |       |     |          |                  |                   |                 | 208 | N        | Prairie View      | 59 | 67 |
|                           |   |          |           |     |   |                  |       |     |          |                  |                   |                 | 225 | A        | UTRGV             | 59 | 49 |
|                           |   |          |           |     |   |                  |       |     |          |                  |                   |                 | 225 | H        | UTRGV             | 57 | 70 |
|                           |   |          |           |     |   |                  |       |     |          |                  |                   |                 | 258 | N        | Louisiana         | 64 | 63 |
|                           |   |          |           |     |   |                  |       |     |          |                  |                   |                 | 279 | A        | Central Ark.      | 73 | 65 |
|                           |   |          |           |     |   |                  |       |     |          |                  |                   |                 | 290 | A        | New Orleans       | 54 | 56 |
|                           |   |          |           |     |   |                  |       |     |          |                  |                   |                 | 290 | H        | New Orleans       | 57 | 51 |
|                           |   |          |           |     |   |                  |       |     |          |                  |                   |                 | 302 | H        | Incarnate Word    | 57 | 49 |
|                           |   |          |           |     |   |                  |       |     |          |                  |                   |                 | 306 | A        | Southeastern La.  | 45 | 56 |
|                           |   |          |           |     |   |                  |       |     |          |                  |                   |                 | 322 | H        | Northwestern St.  | 79 | 55 |
|                           |   |          |           |     |   |                  |       |     |          |                  |                   |                 | 341 | A        | Houston Baptist   | 70 | 56 |
| LAST 12 Division I GAMES: |   |          |           |     |   |                  |       |     |          |                  |                   |                 |     |          |                   |    |    |
|                           |   |          |           | 59  | H | Lamar University | 47    | 72  | 341      | A                | Houston Baptist   | 70              | 56  |          |                   |    |    |
|                           |   |          |           | 79  | H | SFA              | 46    | 44  | 164      | H                | Abilene Christian | 68              | 72  |          |                   |    |    |
|                           |   |          |           | 290 | A | New Orleans      | 54    | 56  | 173      | A                | Nicholls St.      | 55              | 85  |          |                   |    |    |
|                           |   |          |           | 183 | A | Sam Houston St.  | 59    | 61  | 290      | H                | New Orleans       | 57              | 51  |          |                   |    |    |
|                           |   |          |           | 302 | H | Incarnate Word   | 57    | 49  | 183      | H                | Sam Houston St.   | 76              | 61  |          |                   |    |    |
|                           |   |          |           | 306 | A | Southeastern La. | 45    | 56  | 322      | H                | Northwestern St.  | 79              | 55  |          |                   |    |    |

Non-Div I Games: UNKNOWN 78 40 Schreiner 64 34 Tex. A&M Int'l 84 36 Texas Lutheran 73 49 A&M-Corpus Christi

Loss, Non-Conf, S Site, H Home A Away N Neutral

|                   |          |           |                |            |             |               |      |      |       |           |
|-------------------|----------|-----------|----------------|------------|-------------|---------------|------|------|-------|-----------|
| Average RPI Win:  | 264      | WON-LOST  | WINNING        | LAST 10    | STRENGTH OF | OPP. STRENGTH | TEAM | ADJ. | CONF. | ADJ CONF. |
| Average RPI Loss: | 136      | RECORD    | PCT. RANK      | GAMES      | SCHEDULE    | OF SCHEDULE   | RPI  | RPI  | RPI   | RPI       |
| DIV. I ONLY       | 13- 8    | 111       | 1- 0           | 257        | 282         | 164           | 164  | 25   | 25    |           |
| DIV. I NON-CONF.  | 3- 4     | 199       | 0- 0           | 116        | 171         | 121           | 121  | 23   | 23    |           |
| TOTALS            | RPI 1-25 | RPI 26-50 | W-L RECORDS    | RPI 51-100 | RPI 101-150 | RPI 150+      |      |      |       |           |
| 13- 8             | 0- 0     | 0- 0      | OVERALL        | 0- 4       | 1- 1        | 12- 3         |      |      |       |           |
| 4- 4              | 0- 0     | 0- 0      | HOME           | 0- 3       | 0- 0        | 4- 1          |      |      |       |           |
| 8- 4              | 0- 0     | 0- 0      | AWAY           | 0- 1       | 1- 1        | 7- 2          |      |      |       |           |
| 1- 0              | 0- 0     | 0- 0      | NEUTRAL        | 0- 0       | 0- 0        | 1- 0          |      |      |       |           |
| 3- 4              | 0- 0     | 0- 0      | NON-CONFERENCE | 0- 2       | 1- 1        | 2- 1          |      |      |       |           |
| 0- 1              | 0- 0     | 0- 0      | HOME           | 0- 1       | 0- 0        | 0- 0          |      |      |       |           |
| 2- 3              | 0- 0     | 0- 0      | AWAY           | 0- 1       | 1- 1        | 1- 1          |      |      |       |           |
| 1- 0              | 0- 0     | 0- 0      | NEUTRAL        | 0- 0       | 0- 0        | 1- 0          |      |      |       |           |
| 10- 4             | 0- 0     | 0- 0      | CONFERENCE     | 0- 2       | 0- 0        | 10- 2         |      |      |       |           |
| 4- 3              | 0- 0     | 0- 0      | HOME           | 0- 2       | 0- 0        | 4- 1          |      |      |       |           |
| 6- 1              | 0- 0     | 0- 0      | AWAY           | 0- 0       | 0- 0        | 6- 1          |      |      |       |           |
| 0- 0              | 0- 0     | 0- 0      | NEUTRAL        | 0- 0       | 0- 0        | 0- 0          |      |      |       |           |

| RPI 1-25                  |   |          |       | RPI 26-50 |   |                    |       | RPI 51-100 |   |                  |       | RPI 101+ Team's RPI: 164 |   |                    |        |
|---------------------------|---|----------|-------|-----------|---|--------------------|-------|------------|---|------------------|-------|--------------------------|---|--------------------|--------|
| RPI                       | S | Opponent | Score | RPI       | S | Opponent           | Score | RPI        | S | Opponent         | Score | RPI                      | S | Opponent           | Score  |
|                           |   |          |       |           |   |                    |       | 59         | H | Lamar University | 60 63 | 141                      | A | Texas Tech         | 54 105 |
|                           |   |          |       |           |   |                    |       | 70         | A | FGCU             | 65 81 | 145                      | A | New Mexico St.     | 58 46  |
|                           |   |          |       |           |   |                    |       | 79         | H | SFA              | 55 71 | 158                      | A | Tulsa              | 63 75  |
|                           |   |          |       |           |   |                    |       | 88         | H | Arkansas         | 68 80 | 173                      | H | Nicholls St.       | 76 66  |
|                           |   |          |       |           |   |                    |       |            |   |                  |       | 183                      | A | Sam Houston St.    | 91 79  |
|                           |   |          |       |           |   |                    |       |            |   |                  |       | 183                      | H | Sam Houston St.    | 63 72  |
|                           |   |          |       |           |   |                    |       |            |   |                  |       | 242                      | N | Texas Southern     | 81 39  |
|                           |   |          |       |           |   |                    |       |            |   |                  |       | 246                      | A | A&M-Corpus Christi | 72 68  |
|                           |   |          |       |           |   |                    |       |            |   |                  |       | 278                      | A | UTEP               | 70 69  |
|                           |   |          |       |           |   |                    |       |            |   |                  |       | 279                      | H | Central Ark.       | 77 70  |
|                           |   |          |       |           |   |                    |       |            |   |                  |       | 290                      | A | New Orleans        | 59 52  |
|                           |   |          |       |           |   |                    |       |            |   |                  |       | 302                      | A | Incarnate Word     | 71 50  |
|                           |   |          |       |           |   |                    |       |            |   |                  |       | 306                      | A | Southeastern La.   | 71 74  |
|                           |   |          |       |           |   |                    |       |            |   |                  |       | 306                      | H | Southeastern La.   | 86 66  |
|                           |   |          |       |           |   |                    |       |            |   |                  |       | 322                      | A | Northwestern St.   | 72 63  |
|                           |   |          |       |           |   |                    |       |            |   |                  |       | 323                      | H | McNeese            | 109 52 |
|                           |   |          |       |           |   |                    |       |            |   |                  |       | 341                      | A | Houston Baptist    | 72 62  |
| LAST 12 Division I GAMES: |   |          |       |           |   |                    |       |            |   |                  |       |                          |   |                    |        |
|                           |   |          |       | 306       | H | Southeastern La.   | 86 66 |            |   |                  |       | 279                      | H | Central Ark.       | 77 70  |
|                           |   |          |       | 302       | A | Incarnate Word     | 71 50 |            |   |                  |       | 79                       | H | SFA                | 55 71  |
|                           |   |          |       | 173       | H | Nicholls St.       | 76 66 |            |   |                  |       | 322                      | A | Northwestern St.   | 72 63  |
|                           |   |          |       | 183       | H | Sam Houston St.    | 63 72 |            |   |                  |       | 341                      | A | Houston Baptist    | 72 62  |
|                           |   |          |       | 59        | H | Lamar University   | 60 63 |            |   |                  |       | 306                      | A | Southeastern La.   | 71 74  |
|                           |   |          |       | 246       | A | A&M-Corpus Christi | 72 68 |            |   |                  |       | 323                      | H | McNeese            | 109 52 |

Non-Div I Games: Eastern N.M. 78 46 Southwest (NM) 90 47 Howard Payne 98 43 Schreiner 90 43 Abilene Christian

Loss, Non-Conf, S Site, H Home A Away N Neutral

## Air Force

Through Games Of Feb. 26, 2019

| Average RPI Win:  | 251      | WON-LOST  | WINNING        | LAST 10    | STRENGTH OF | OPP. STRENGTH | TEAM | ADJ. | CONF. | ADJ CONF. |
|-------------------|----------|-----------|----------------|------------|-------------|---------------|------|------|-------|-----------|
| Average RPI Loss: | 158      | RECORD    | PCT. RANK      | GAMES      | SCHEDULE    | OF SCHEDULE   | RPI  | RPI  | RPI   | RPI       |
| DIV. I ONLY       | 7- 18    | 285       | 0- 1           | 224        | 169         | 291           | 291  | 15   | 15    |           |
| DIV. I NON-CONF.  | 3- 7     | 256       | 0- 0           | 131        | 244         | 222           | 222  | 13   | 13    |           |
| TOTALS            | RPI 1-25 | RPI 26-50 | W-L RECORDS    | RPI 51-100 | RPI 101-150 | RPI 150+      |      |      |       |           |
| 7- 18             | 0- 1     | 0- 2      | OVERALL        | 0- 1       | 1- 3        | 6- 11         |      |      |       |           |
| 6- 5              | 0- 0     | 0- 0      | HOME           | 0- 0       | 1- 1        | 5- 4          |      |      |       |           |
| 1- 13             | 0- 1     | 0- 2      | AWAY           | 0- 1       | 0- 2        | 1- 7          |      |      |       |           |
| 0- 0              | 0- 0     | 0- 0      | NEUTRAL        | 0- 0       | 0- 0        | 0- 0          |      |      |       |           |
| 3- 7              | 0- 1     | 0- 0      | NON-CONFERENCE | 0- 0       | 1- 2        | 2- 4          |      |      |       |           |
| 2- 2              | 0- 0     | 0- 0      | HOME           | 0- 0       | 1- 0        | 1- 2          |      |      |       |           |
| 1- 5              | 0- 1     | 0- 0      | AWAY           | 0- 0       | 0- 2        | 1- 2          |      |      |       |           |
| 0- 0              | 0- 0     | 0- 0      | NEUTRAL        | 0- 0       | 0- 0        | 0- 0          |      |      |       |           |
| 4- 11             | 0- 0     | 0- 2      | CONFERENCE     | 0- 1       | 0- 1        | 4- 7          |      |      |       |           |
| 4- 3              | 0- 0     | 0- 0      | HOME           | 0- 0       | 0- 1        | 4- 2          |      |      |       |           |
| 0- 8              | 0- 0     | 0- 2      | AWAY           | 0- 1       | 0- 0        | 0- 5          |      |      |       |           |
| 0- 0              | 0- 0     | 0- 0      | NEUTRAL        | 0- 0       | 0- 0        | 0- 0          |      |      |       |           |

| RPI 1-25                  |   |              |       | RPI 26-50 |   |               |       | RPI 51-100 |   |           |       | RPI 101+ Team's RPI: 291 |   |                     |       |
|---------------------------|---|--------------|-------|-----------|---|---------------|-------|------------|---|-----------|-------|--------------------------|---|---------------------|-------|
| RPI                       | S | Opponent     | Score | RPI       | S | Opponent      | Score | RPI        | S | Opponent  | Score | RPI                      | S | Opponent            | Score |
| 5                         | A | Oregon       | 36 82 | 45        | A | Wyoming       | 60 80 | 57         | A | Boise St. | 48 79 | 106                      | A | Minnesota           | 50 67 |
|                           |   |              |       | 48        | A | New Mexico    | 57 78 |            |   |           |       | 109                      | H | Northern Colo.      | 69 57 |
|                           |   |              |       |           |   |               |       |            |   |           |       | 111                      | H | Fresno St.          | 70 77 |
|                           |   |              |       |           |   |               |       |            |   |           |       | 114                      | A | Northeastern        | 41 54 |
|                           |   |              |       |           |   |               |       |            |   |           |       | 159                      | A | Denver              | 66 92 |
|                           |   |              |       |           |   |               |       |            |   |           |       | 178                      | A | Portland            | 60 79 |
|                           |   |              |       |           |   |               |       |            |   |           |       | 189                      | A | Utah St.            | 55 64 |
|                           |   |              |       |           |   |               |       |            |   |           |       | 189                      | H | Utah St.            | 44 48 |
|                           |   |              |       |           |   |               |       |            |   |           |       | 197                      | H | George Mason        | 71 78 |
|                           |   |              |       |           |   |               |       |            |   |           |       | 199                      | A | UNLV                | 56 66 |
|                           |   |              |       |           |   |               |       |            |   |           |       | 199                      | H | UNLV                | 47 62 |
|                           |   |              |       |           |   |               |       |            |   |           |       | 219                      | H | Nevada              | 79 74 |
|                           |   |              |       |           |   |               |       |            |   |           |       | 226                      | A | San Diego St.       | 61 70 |
|                           |   |              |       |           |   |               |       |            |   |           |       | 226                      | H | San Diego St.       | 75 66 |
|                           |   |              |       |           |   |               |       |            |   |           |       | 239                      | H | Navy                | 47 54 |
|                           |   |              |       |           |   |               |       |            |   |           |       | 273                      | A | Army West Point     | 71 60 |
|                           |   |              |       |           |   |               |       |            |   |           |       | 276                      | A | Colorado St.        | 48 55 |
|                           |   |              |       |           |   |               |       |            |   |           |       | 276                      | H | Colorado St.        | 63 48 |
|                           |   |              |       |           |   |               |       |            |   |           |       | 309                      | A | San Jose St.        | 60 73 |
|                           |   |              |       |           |   |               |       |            |   |           |       | 309                      | H | San Jose St.        | 88 77 |
|                           |   |              |       |           |   |               |       |            |   |           |       | 348                      | H | Fairleigh Dickinson | 85 37 |
| LAST 12 Division I GAMES: |   |              |       |           |   |               |       |            |   |           |       |                          |   |                     |       |
| 309                       | A | San Jose St. | 60 73 | 226       | H | San Diego St. | 75 66 |            |   |           |       |                          |   |                     |       |
| 111                       | H | Fresno St.   | 70 77 | 309       | H | San Jose St.  | 88 77 |            |   |           |       |                          |   |                     |       |
| 189                       | A | Utah St.     | 55 64 | 57        | A | Boise St.     | 48 79 |            |   |           |       |                          |   |                     |       |
| 199                       | H | UNLV         | 47 62 | 219       | H | Nevada        | 79 74 |            |   |           |       |                          |   |                     |       |
| 45                        | A | Wyoming      | 60 80 | 199       | A | UNLV          | 56 66 |            |   |           |       |                          |   |                     |       |
| 276                       | A | Colorado St. | 48 55 | 226       | A | San Diego St. | 61 70 |            |   |           |       |                          |   |                     |       |

Non-Div I Games: Western St. 72 54

Air Force

■ Loss, 
 ■ Non-Conf, S Site, 
 ■ Home 
 ■ Away 
 N Neutral

|                   |          |           |                |            |             |               |      |      |       |           |
|-------------------|----------|-----------|----------------|------------|-------------|---------------|------|------|-------|-----------|
| Average RPI Win:  | 232      | WON-LOST  | WINNING        | LAST 10    | STRENGTH OF | OPP. STRENGTH | TEAM | ADJ. | CONF. | ADJ CONF. |
| Average RPI Loss: | 91       | RECORD    | PCT. RANK      | GAMES      | SCHEDULE    | OF SCHEDULE   | RPI  | RPI  | RPI   | RPI       |
| DIV. I ONLY       | 14- 10   | 126       | 1- 0           | 177        | 132         | 148           | 148  | 7    | 7     |           |
| DIV. I NON-CONF.  | 8- 2     | 52        | 0- 0           | 311        | 275         | 152           | 152  | 9    | 9     |           |
| TOTALS            | RPI 1-25 | RPI 26-50 | W-L RECORDS    | RPI 51-100 | RPI 101-150 | RPI 150+      |      |      |       |           |
| 14- 10            | 0- 1     | 1- 3      | OVERALL        | 1- 3       | 0- 1        | 12- 2         |      |      |       |           |
| 8- 3              | 0- 0     | 1- 1      | HOME           | 1- 1       | 0- 0        | 6- 1          |      |      |       |           |
| 2- 7              | 0- 1     | 0- 2      | AWAY           | 0- 2       | 0- 1        | 2- 1          |      |      |       |           |
| 4- 0              | 0- 0     | 0- 0      | NEUTRAL        | 0- 0       | 0- 0        | 4- 0          |      |      |       |           |
| 8- 2              | 0- 0     | 0- 0      | NON-CONFERENCE | 0- 1       | 0- 1        | 8- 0          |      |      |       |           |
| 3- 1              | 0- 0     | 0- 0      | HOME           | 0- 1       | 0- 0        | 3- 0          |      |      |       |           |
| 1- 1              | 0- 0     | 0- 0      | AWAY           | 0- 0       | 0- 1        | 1- 0          |      |      |       |           |
| 4- 0              | 0- 0     | 0- 0      | NEUTRAL        | 0- 0       | 0- 0        | 4- 0          |      |      |       |           |
| 6- 8              | 0- 1     | 1- 3      | CONFERENCE     | 1- 2       | 0- 0        | 4- 2          |      |      |       |           |
| 5- 2              | 0- 0     | 1- 1      | HOME           | 1- 0       | 0- 0        | 3- 1          |      |      |       |           |
| 1- 6              | 0- 1     | 0- 2      | AWAY           | 0- 2       | 0- 0        | 1- 1          |      |      |       |           |
| 0- 0              | 0- 0     | 0- 0      | NEUTRAL        | 0- 0       | 0- 0        | 0- 0          |      |      |       |           |

| RPI 1-25                  |   |               |       | RPI 26-50 |   |               |       | RPI 51-100 |   |               |       | RPI 101+ Team's RPI: 148 |   |                 |       |
|---------------------------|---|---------------|-------|-----------|---|---------------|-------|------------|---|---------------|-------|--------------------------|---|-----------------|-------|
| RPI                       | S | Opponent      | Score | RPI       | S | Opponent      | Score | RPI        | S | Opponent      | Score | RPI                      | S | Opponent        | Score |
| 23                        | A | Central Mich. | 71 94 | 32        | A | Ohio          | 70 92 | 54         | H | Butler        | 47 63 | 121                      | A | Youngstown St.  | 61 72 |
|                           |   |               |       | 42        | H | Miami (OH)    | 61 67 | 80         | H | Toledo        | 70 64 | 192                      | A | N.C. A&T        | 49 36 |
|                           |   |               |       | 43        | A | Buffalo       | 72 91 | 85         | A | Kent St.      | 58 73 | 204                      | A | Eastern Mich.   | 60 67 |
|                           |   |               |       | 43        | H | Buffalo       | 70 59 | 99         | A | Northern Ill. | 59 70 | 204                      | H | Eastern Mich.   | 60 72 |
|                           |   |               |       |           |   |               |       |            |   |               |       | 212                      | H | Ball St.        | 91 61 |
|                           |   |               |       |           |   |               |       |            |   |               |       | 218                      | H | Bowling Green   | 74 71 |
|                           |   |               |       |           |   |               |       |            |   |               |       | 241                      | H | St. Bonaventure | 67 58 |
|                           |   |               |       |           |   |               |       |            |   |               |       | 253                      | N | Northern Ky.    | 77 60 |
|                           |   |               |       |           |   |               |       |            |   |               |       | 269                      | A | Western Mich.   | 72 59 |
|                           |   |               |       |           |   |               |       |            |   |               |       | 269                      | H | Western Mich.   | 69 62 |
|                           |   |               |       |           |   |               |       |            |   |               |       | 277                      | N | Jackson St.     | 74 57 |
|                           |   |               |       |           |   |               |       |            |   |               |       | 278                      | N | UTEP            | 64 57 |
|                           |   |               |       |           |   |               |       |            |   |               |       | 281                      | H | Canisius        | 62 53 |
|                           |   |               |       |           |   |               |       |            |   |               |       | 310                      | N | Oakland         | 85 65 |
|                           |   |               |       |           |   |               |       |            |   |               |       | 327                      | H | Eastern Ky.     | 63 54 |
| LAST 12 Division I GAMES: |   |               |       |           |   |               |       |            |   |               |       |                          |   |                 |       |
|                           |   |               |       | 43        | H | Buffalo       | 70 59 | 85         | A | Kent St.      | 58 73 |                          |   |                 |       |
|                           |   |               |       | 204       | A | Eastern Mich. | 60 67 | 80         | H | Toledo        | 70 64 |                          |   |                 |       |
|                           |   |               |       | 42        | H | Miami (OH)    | 61 67 | 43         | A | Buffalo       | 72 91 |                          |   |                 |       |
|                           |   |               |       | 212       | H | Ball St.      | 91 61 | 99         | A | Northern Ill. | 59 70 |                          |   |                 |       |
|                           |   |               |       | 269       | H | Western Mich. | 69 62 | 204        | H | Eastern Mich. | 60 72 |                          |   |                 |       |
|                           |   |               |       | 32        | A | Ohio          | 70 92 | 218        | H | Bowling Green | 74 71 |                          |   |                 |       |

Non-Div I Games: Malone 63 44

Akron

■ Loss, 
 ■ Non-Conf, 
 ■ S Site, 
 ■ H Home 
 ■ A Away 
 N Neutral

## Alabama

Through Games Of Feb. 26, 2019

|                   |          |           |                |            |             |               |      |      |       |           |
|-------------------|----------|-----------|----------------|------------|-------------|---------------|------|------|-------|-----------|
| Average RPI Win:  | 175      | WON-LOST  | WINNING        | LAST 10    | STRENGTH OF | OPP. STRENGTH | TEAM | ADJ. | CONF. | ADJ CONF. |
| Average RPI Loss: | 76       | RECORD    | PCT. RANK      | GAMES      | SCHEDULE    | OF SCHEDULE   | RPI  | RPI  | RPI   | RPI       |
| DIV. I ONLY       | 12- 15   | 205       | 0- 1           | 59         | 66          | 147           | 147  | 4    | 4     |           |
| DIV. I NON-CONF.  | 8- 5     | 119       | 0- 1           | 135        | 135         | 133           | 133  | 5    | 5     |           |
| TOTALS            | RPI 1-25 | RPI 26-50 | W-L RECORDS    | RPI 51-100 | RPI 101-150 | RPI 150+      |      |      |       |           |
| 12- 15            | 0- 5     | 2- 2      | OVERALL        | 2- 4       | 0- 1        | 8- 3          |      |      |       |           |
| 8- 6              | 0- 2     | 2- 1      | HOME           | 0- 2       | 0- 1        | 6- 0          |      |      |       |           |
| 3- 6              | 0- 2     | 0- 1      | AWAY           | 1- 2       | 0- 0        | 2- 1          |      |      |       |           |
| 1- 3              | 0- 1     | 0- 0      | NEUTRAL        | 1- 0       | 0- 0        | 0- 2          |      |      |       |           |
| 8- 5              | 0- 1     | 1- 0      | NON-CONFERENCE | 1- 1       | 0- 1        | 6- 2          |      |      |       |           |
| 6- 1              | 0- 0     | 1- 0      | HOME           | 0- 0       | 0- 1        | 5- 0          |      |      |       |           |
| 1- 1              | 0- 0     | 0- 0      | AWAY           | 0- 1       | 0- 0        | 1- 0          |      |      |       |           |
| 1- 3              | 0- 1     | 0- 0      | NEUTRAL        | 1- 0       | 0- 0        | 0- 2          |      |      |       |           |
| 4- 10             | 0- 4     | 1- 2      | CONFERENCE     | 1- 3       | 0- 0        | 2- 1          |      |      |       |           |
| 2- 5              | 0- 2     | 1- 1      | HOME           | 0- 2       | 0- 0        | 1- 0          |      |      |       |           |
| 2- 5              | 0- 2     | 0- 1      | AWAY           | 1- 1       | 0- 0        | 1- 1          |      |      |       |           |
| 0- 0              | 0- 0     | 0- 0      | NEUTRAL        | 0- 0       | 0- 0        | 0- 0          |      |      |       |           |

| RPI                       | S | Opponent        | Score  | RPI | S | Opponent        | Score | RPI | S | Opponent  | Score | RPI | S | Opponent         | Score | Team's RPI: 147 |
|---------------------------|---|-----------------|--------|-----|---|-----------------|-------|-----|---|-----------|-------|-----|---|------------------|-------|-----------------|
| 9                         | H | Mississippi St. | 49 65  | 41  | H | Clemson         | 76 56 | 64  | A | Utah      | 62 72 | 101 | H | South Alabama    | 67 72 |                 |
| 16                        | A | South Carolina  | 59 62  | 44  | H | Tennessee       | 86 65 | 67  | H | LSU       | 56 62 | 158 | N | Tulsa            | 73 80 |                 |
| 17                        | H | Kentucky        | 53 68  | 47  | A | Auburn          | 38 77 | 88  | A | Arkansas  | 61 72 | 166 | H | Tulane           | 69 58 |                 |
| 18                        | N | Miami (FL)      | 74 101 | 47  | H | Auburn          | 56 66 | 97  | A | Georgia   | 58 53 | 172 | N | Louisiana Tech   | 62 79 |                 |
| 22                        | A | Texas A&M       | 43 70  |     |   |                 |       | 97  | H | Georgia   | 67 76 | 194 | H | Stetson          | 59 47 |                 |
|                           |   |                 |        |     |   |                 |       | 98  | N | Virginia  | 64 52 | 195 | A | Vanderbilt       | 84 65 |                 |
|                           |   |                 |        |     |   |                 |       |     |   |           |       | 205 | H | Grambling        | 73 55 |                 |
|                           |   |                 |        |     |   |                 |       |     |   |           |       | 211 | A | SMU              | 62 61 |                 |
|                           |   |                 |        |     |   |                 |       |     |   |           |       | 220 | A | Florida          | 55 57 |                 |
|                           |   |                 |        |     |   |                 |       |     |   |           |       | 220 | H | Florida          | 74 67 |                 |
|                           |   |                 |        |     |   |                 |       |     |   |           |       | 306 | H | Southeastern La. | 88 40 |                 |
|                           |   |                 |        |     |   |                 |       |     |   |           |       | 322 | H | Northwestern St. | 87 73 |                 |
| LAST 12 Division I GAMES: |   |                 |        |     |   |                 |       |     |   |           |       |     |   |                  |       |                 |
| 172                       | N | Louisiana Tech  | 62 79  | 9   | H | Mississippi St. | 49 65 | 97  | A | Georgia   | 58 53 | 88  | A | Arkansas         | 61 72 |                 |
| 97                        | H | Georgia         | 67 76  | 67  | H | LSU             | 56 62 | 44  | H | Tennessee | 86 65 | 22  | A | Texas A&M        | 43 70 |                 |
| 195                       | A | Vanderbilt      | 84 65  | 47  | A | Auburn          | 38 77 |     |   |           |       |     |   |                  |       |                 |
| 47                        | A | Auburn          | 38 77  | 17  | H | Kentucky        | 53 68 |     |   |           |       |     |   |                  |       |                 |
| 17                        | H | Kentucky        | 53 68  | 220 | A | Florida         | 55 57 |     |   |           |       |     |   |                  |       |                 |

Non-Div I Games:

Alabama

■ Loss, 
■ Non-Conf, 
■ S Site, 
■ H Home 
■ A Away 
N Neutral

|                       |          |          |           |         |                |               |            |      |             |           |
|-----------------------|----------|----------|-----------|---------|----------------|---------------|------------|------|-------------|-----------|
| Average RPI Win: 304  |          | WON-LOST | WINNING   | LAST 10 | STRENGTH OF    | OPP. STRENGTH | TEAM       | ADJ. | CONF.       | ADJ CONF. |
| Average RPI Loss: 208 |          | RECORD   | PCT. RANK | GAMES   | SCHEDULE       | OF SCHEDULE   | RPI        | RPI  | RPI         | RPI       |
| DIV. I ONLY           |          | 13- 12   | 160       | 1- 0    | 350            | 329           | 288        | 288  | 29          | 29        |
| DIV. I NON-CONF.      |          | 5- 6     | 177       | 0- 0    | 308            | 325           | 262        | 262  | 28          | 28        |
| TOTALS                | RPI 1-25 |          | RPI 26-50 |         | W-L RECORDS    |               | RPI 51-100 |      | RPI 101-150 | RPI 150+  |
| 13- 12                | 0- 0     |          | 0- 0      |         | OVERALL        | 0- 0          |            | 0- 2 |             | 13- 10    |
| 6- 5                  | 0- 0     |          | 0- 0      |         | HOME           | 0- 0          |            | 0- 0 |             | 6- 5      |
| 6- 7                  | 0- 0     |          | 0- 0      |         | AWAY           | 0- 0          |            | 0- 2 |             | 6- 5      |
| 1- 0                  | 0- 0     |          | 0- 0      |         | NEUTRAL        | 0- 0          |            | 0- 0 |             | 1- 0      |
| 5- 6                  | 0- 0     |          | 0- 0      |         | NON-CONFERENCE | 0- 0          |            | 0- 2 |             | 5- 4      |
| 2- 2                  | 0- 0     |          | 0- 0      |         | HOME           | 0- 0          |            | 0- 0 |             | 2- 2      |
| 2- 4                  | 0- 0     |          | 0- 0      |         | AWAY           | 0- 0          |            | 0- 2 |             | 2- 2      |
| 1- 0                  | 0- 0     |          | 0- 0      |         | NEUTRAL        | 0- 0          |            | 0- 0 |             | 1- 0      |
| 8- 6                  | 0- 0     |          | 0- 0      |         | CONFERENCE     | 0- 0          |            | 0- 0 |             | 8- 6      |
| 4- 3                  | 0- 0     |          | 0- 0      |         | HOME           | 0- 0          |            | 0- 0 |             | 4- 3      |
| 4- 3                  | 0- 0     |          | 0- 0      |         | AWAY           | 0- 0          |            | 0- 0 |             | 4- 3      |
| 0- 0                  | 0- 0     |          | 0- 0      |         | NEUTRAL        | 0- 0          |            | 0- 0 |             | 0- 0      |

[illegible]

Non-Div I Games:

Alabama A&amp;M

Loss, Non-Conf, S Site, H Home A Away N Neutral

|                   |          |           |                |            |             |               |      |      |       |           |
|-------------------|----------|-----------|----------------|------------|-------------|---------------|------|------|-------|-----------|
| Average RPI Win:  | 300      | WON-LOST  | WINNING        | LAST 10    | STRENGTH OF | OPP. STRENGTH | TEAM | ADJ. | CONF. | ADJ CONF. |
| Average RPI Loss: | 152      | RECORD    | PCT. RANK      | GAMES      | SCHEDULE    | OF SCHEDULE   | RPI  | RPI  | RPI   | RPI       |
| DIV. I ONLY       | 9- 15    | 246       | 0- 1           | 222        | 312         | 257           | 257  | 29   | 29    |           |
| DIV. I NON-CONF.  | 0- 10    | 336       | 0- 0           | 17         | 158         | 252           | 252  | 28   | 28    |           |
| TOTALS            | RPI 1-25 | RPI 26-50 | W-L RECORDS    | RPI 51-100 | RPI 101-150 | RPI 150+      |      |      |       |           |
| 9- 15             | 0- 2     | 0- 2      | OVERALL        | 0- 1       | 0- 2        | 9- 8          |      |      |       |           |
| 5- 5              | 0- 1     | 0- 0      | HOME           | 0- 0       | 0- 1        | 5- 3          |      |      |       |           |
| 4- 10             | 0- 1     | 0- 2      | AWAY           | 0- 1       | 0- 1        | 4- 5          |      |      |       |           |
| 0- 0              | 0- 0     | 0- 0      | NEUTRAL        | 0- 0       | 0- 0        | 0- 0          |      |      |       |           |
| 0- 10             | 0- 2     | 0- 2      | NON-CONFERENCE | 0- 1       | 0- 2        | 0- 3          |      |      |       |           |
| 0- 3              | 0- 1     | 0- 0      | HOME           | 0- 0       | 0- 1        | 0- 1          |      |      |       |           |
| 0- 7              | 0- 1     | 0- 2      | AWAY           | 0- 1       | 0- 1        | 0- 2          |      |      |       |           |
| 0- 0              | 0- 0     | 0- 0      | NEUTRAL        | 0- 0       | 0- 0        | 0- 0          |      |      |       |           |
| 9- 5              | 0- 0     | 0- 0      | CONFERENCE     | 0- 0       | 0- 0        | 9- 5          |      |      |       |           |
| 5- 2              | 0- 0     | 0- 0      | HOME           | 0- 0       | 0- 0        | 5- 2          |      |      |       |           |
| 4- 3              | 0- 0     | 0- 0      | AWAY           | 0- 0       | 0- 0        | 4- 3          |      |      |       |           |
| 0- 0              | 0- 0     | 0- 0      | NEUTRAL        | 0- 0       | 0- 0        | 0- 0          |      |      |       |           |

| RPI 1-25                  |   |                  |       | RPI 26-50 |   |                  |       | RPI 51-100 |   |          |        | RPI 101+ Team's RPI: 257 |   |                  |       |
|---------------------------|---|------------------|-------|-----------|---|------------------|-------|------------|---|----------|--------|--------------------------|---|------------------|-------|
| RPI                       | S | Opponent         | Score | RPI       | S | Opponent         | Score | RPI        | S | Opponent | Score  | RPI                      | S | Opponent         | Score |
| 16                        | H | South Carolina   | 38 94 | 40        | A | Georgia Tech     | 42 69 | 96         | A | Troy     | 46 116 | 101                      | A | South Alabama    | 65 77 |
| 17                        | A | Kentucky         | 35 87 | 47        | A | Auburn           | 50 83 |            |   |          |        | 103                      | H | UAB              | 47 62 |
|                           |   |                  |       |           |   |                  |       |            |   |          |        | 174                      | A | Southern U.      | 52 62 |
|                           |   |                  |       |           |   |                  |       |            |   |          |        | 174                      | H | Southern U.      | 78 61 |
|                           |   |                  |       |           |   |                  |       |            |   |          |        | 182                      | A | North Ala.       | 42 68 |
|                           |   |                  |       |           |   |                  |       |            |   |          |        | 185                      | A | Xavier           | 58 87 |
|                           |   |                  |       |           |   |                  |       |            |   |          |        | 205                      | H | Grambling        | 72 80 |
|                           |   |                  |       |           |   |                  |       |            |   |          |        | 208                      | A | Prairie View     | 59 71 |
|                           |   |                  |       |           |   |                  |       |            |   |          |        | 242                      | A | Texas Southern   | 58 51 |
|                           |   |                  |       |           |   |                  |       |            |   |          |        | 277                      | H | Jackson St.      | 74 67 |
|                           |   |                  |       |           |   |                  |       |            |   |          |        | 286                      | H | Samford          | 51 60 |
|                           |   |                  |       |           |   |                  |       |            |   |          |        | 288                      | A | Alabama A&M      | 60 46 |
|                           |   |                  |       |           |   |                  |       |            |   |          |        | 288                      | H | Alabama A&M      | 57 65 |
|                           |   |                  |       |           |   |                  |       |            |   |          |        | 329                      | A | Mississippi Val. | 62 64 |
|                           |   |                  |       |           |   |                  |       |            |   |          |        | 329                      | H | Mississippi Val. | 73 67 |
|                           |   |                  |       |           |   |                  |       |            |   |          |        | 345                      | A | Ark.-Pine Bluff  | 58 56 |
|                           |   |                  |       |           |   |                  |       |            |   |          |        | 345                      | H | Ark.-Pine Bluff  | 73 52 |
|                           |   |                  |       |           |   |                  |       |            |   |          |        | 351                      | A | Alcorn           | 70 58 |
|                           |   |                  |       |           |   |                  |       |            |   |          |        | 351                      | H | Alcorn           | 76 63 |
| LAST 12 Division I GAMES: |   |                  |       |           |   |                  |       |            |   |          |        |                          |   |                  |       |
| 174                       | A | Southern U.      | 52 62 | 242       | A | Texas Southern   | 58 51 |            |   |          |        |                          |   |                  |       |
| 351                       | A | Alcorn           | 70 58 | 174       | H | Southern U.      | 78 61 |            |   |          |        |                          |   |                  |       |
| 288                       | H | Alabama A&M      | 57 65 | 351       | H | Alcorn           | 76 63 |            |   |          |        |                          |   |                  |       |
| 329                       | H | Mississippi Val. | 73 67 | 288       | A | Alabama A&M      | 60 46 |            |   |          |        |                          |   |                  |       |
| 345                       | H | Ark.-Pine Bluff  | 73 52 | 329       | A | Mississippi Val. | 62 64 |            |   |          |        |                          |   |                  |       |
| 208                       | A | Prairie View     | 59 71 | 345       | A | Ark.-Pine Bluff  | 58 56 |            |   |          |        |                          |   |                  |       |

Non-Div I Games: Mobile 69 63

Alabama St.

■ Loss, 
 ■ Non-Conf, S Site, 
 ■ Home 
 ■ Away 
 N Neutral

|                   |          |           |                |            |             |               |      |      |       |           |
|-------------------|----------|-----------|----------------|------------|-------------|---------------|------|------|-------|-----------|
| Average RPI Win:  | 271      | WON-LOST  | WINNING        | LAST 10    | STRENGTH OF | OPP. STRENGTH | TEAM | ADJ. | CONF. | ADJ CONF. |
| Average RPI Loss: | 182      | RECORD    | PCT. RANK      | GAMES      | SCHEDULE    | OF SCHEDULE   | RPI  | RPI  | RPI   | RPI       |
| DIV. I ONLY       | 11- 16   | 225       | 0- 1           | 254        | 287         | 250           | 250  | 23   | 23    |           |
| DIV. I NON-CONF.  | 3- 10    | 278       | 0- 0           | 259        | 286         | 291           | 291  | 25   | 25    |           |
| TOTALS            | RPI 1-25 | RPI 26-50 | W-L RECORDS    | RPI 51-100 | RPI 101-150 | RPI 150+      |      |      |       |           |
| 11- 16            | 0- 0     | 0- 1      | OVERALL        | 0- 3       | 0- 3        | 11- 9         |      |      |       |           |
| 6- 6              | 0- 0     | 0- 0      | HOME           | 0- 1       | 0- 1        | 6- 4          |      |      |       |           |
| 5- 10             | 0- 0     | 0- 1      | AWAY           | 0- 2       | 0- 2        | 5- 5          |      |      |       |           |
| 0- 0              | 0- 0     | 0- 0      | NEUTRAL        | 0- 0       | 0- 0        | 0- 0          |      |      |       |           |
| 3- 10             | 0- 0     | 0- 1      | NON-CONFERENCE | 0- 1       | 0- 2        | 3- 6          |      |      |       |           |
| 1- 4              | 0- 0     | 0- 0      | HOME           | 0- 0       | 0- 1        | 1- 3          |      |      |       |           |
| 2- 6              | 0- 0     | 0- 1      | AWAY           | 0- 1       | 0- 1        | 2- 3          |      |      |       |           |
| 0- 0              | 0- 0     | 0- 0      | NEUTRAL        | 0- 0       | 0- 0        | 0- 0          |      |      |       |           |
| 8- 6              | 0- 0     | 0- 0      | CONFERENCE     | 0- 2       | 0- 1        | 8- 3          |      |      |       |           |
| 5- 2              | 0- 0     | 0- 0      | HOME           | 0- 1       | 0- 0        | 5- 1          |      |      |       |           |
| 3- 4              | 0- 0     | 0- 0      | AWAY           | 0- 1       | 0- 1        | 3- 2          |      |      |       |           |
| 0- 0              | 0- 0     | 0- 0      | NEUTRAL        | 0- 0       | 0- 0        | 0- 0          |      |      |       |           |

| RPI S                     | Opponent       | Score | RPI S | Opponent        | Score | RPI S | Opponent               | Score | RPI S | Opponent | Score | Team's RPI: 250 |
|---------------------------|----------------|-------|-------|-----------------|-------|-------|------------------------|-------|-------|----------|-------|-----------------|
| 27                        | A Rutgers      | 39 65 | 58    | A Maine         | 65 76 | 113   | A Hartford             | 35 82 |       |          |       |                 |
|                           |                |       | 58    | H Maine         | 61 67 | 133   | A South Fla.           | 37 74 |       |          |       |                 |
|                           |                |       | 74    | A Purdue        | 41 53 | 136   | H Marist               | 56 74 |       |          |       |                 |
|                           |                |       |       |                 |       | 152   | A Stony Brook          | 54 49 |       |          |       |                 |
|                           |                |       |       |                 |       | 152   | H Stony Brook          | 52 68 |       |          |       |                 |
|                           |                |       |       |                 |       | 184   | H Holy Cross           | 50 56 |       |          |       |                 |
|                           |                |       |       |                 |       | 222   | A Cornell              | 34 48 |       |          |       |                 |
|                           |                |       |       |                 |       | 232   | A Monmouth             | 56 64 |       |          |       |                 |
|                           |                |       |       |                 |       | 236   | A Columbia             | 62 58 |       |          |       |                 |
|                           |                |       |       |                 |       | 248   | A Binghamton           | 71 62 |       |          |       |                 |
|                           |                |       |       |                 |       | 248   | H Binghamton           | 61 56 |       |          |       |                 |
|                           |                |       |       |                 |       | 262   | A St. Francis Brooklyn | 67 60 |       |          |       |                 |
|                           |                |       |       |                 |       | 280   | A Vermont              | 39 52 |       |          |       |                 |
|                           |                |       |       |                 |       | 280   | H Vermont              | 65 40 |       |          |       |                 |
|                           |                |       |       |                 |       | 281   | H Canisius             | 42 48 |       |          |       |                 |
|                           |                |       |       |                 |       | 282   | H Manhattan            | 60 54 |       |          |       |                 |
|                           |                |       |       |                 |       | 308   | H New Hampshire        | 59 41 |       |          |       |                 |
|                           |                |       |       |                 |       | 312   | A UMBC                 | 60 69 |       |          |       |                 |
|                           |                |       |       |                 |       | 312   | H UMBC                 | 64 44 |       |          |       |                 |
|                           |                |       |       |                 |       | 320   | H Central Conn. St.    | 53 60 |       |          |       |                 |
|                           |                |       |       |                 |       | 324   | A UMass Lowell         | 56 53 |       |          |       |                 |
|                           |                |       |       |                 |       | 324   | H UMass Lowell         | 63 56 |       |          |       |                 |
|                           |                |       |       |                 |       | 326   | A Lafayette            | 66 67 |       |          |       |                 |
| LAST 12 Division I GAMES: |                |       |       |                 |       |       |                        |       |       |          |       |                 |
| 312                       | A UMBC         | 60 69 | 308   | H New Hampshire | 59 41 |       |                        |       |       |          |       |                 |
| 152                       | H Stony Brook  | 52 68 | 113   | A Hartford      | 35 82 |       |                        |       |       |          |       |                 |
| 58                        | H Maine        | 61 67 | 152   | A Stony Brook   | 54 49 |       |                        |       |       |          |       |                 |
| 324                       | A UMass Lowell | 56 53 | 312   | H UMBC          | 64 44 |       |                        |       |       |          |       |                 |
| 280                       | H Vermont      | 65 40 | 324   | H UMass Lowell  | 63 56 |       |                        |       |       |          |       |                 |
| 248                       | A Binghamton   | 71 62 | 58    | A Maine         | 65 76 |       |                        |       |       |          |       |                 |

Non-Div I Games:

Albany (NY)

■ Loss, 
 ■ Non-Conf, S Site, 
 ■ Home 
 ■ Away 
 N Neutral



|                              |          |           |                |             |               |          |      |       |           |
|------------------------------|----------|-----------|----------------|-------------|---------------|----------|------|-------|-----------|
| Average RPI Win: <b>300</b>  | WON-LOST | WINNING   | LAST 10        | STRENGTH OF | OPP. STRENGTH | TEAM     | ADJ. | CONF. | ADJ CONF. |
| Average RPI Loss: <b>243</b> | RECORD   | PCT. RANK | GAMES          | SCHEDULE    | OF SCHEDULE   | RPI      | RPI  | RPI   | RPI       |
| DIV. I ONLY                  | 3- 21    | 337       | 0- 1           | 348         | 343           | 351      | 351  | 29    | 29        |
| DIV. I NON-CONF.             | 0- 9     | 336       | 0- 1           | 276         | 322           | 348      | 348  | 28    | 28        |
| TOTALS                       | RPI 1-25 | RPI 26-50 | W-L RECORDS    | RPI 51-100  | RPI 101-150   | RPI 150+ |      |       |           |
| 3- 21                        | 0- 0     | 0- 1      | OVERALL        | 0- 0        | 0- 2          | 3- 18    |      |       |           |
| 2- 9                         | 0- 0     | 0- 0      | HOME           | 0- 0        | 0- 0          | 2- 9     |      |       |           |
| 1- 11                        | 0- 0     | 0- 1      | AWAY           | 0- 0        | 0- 1          | 1- 9     |      |       |           |
| 0- 1                         | 0- 0     | 0- 0      | NEUTRAL        | 0- 0        | 0- 1          | 0- 0     |      |       |           |
| 0- 9                         | 0- 0     | 0- 1      | NON-CONFERENCE | 0- 0        | 0- 2          | 0- 6     |      |       |           |
| 0- 2                         | 0- 0     | 0- 0      | HOME           | 0- 0        | 0- 0          | 0- 2     |      |       |           |
| 0- 6                         | 0- 0     | 0- 1      | AWAY           | 0- 0        | 0- 1          | 0- 4     |      |       |           |
| 0- 1                         | 0- 0     | 0- 0      | NEUTRAL        | 0- 0        | 0- 1          | 0- 0     |      |       |           |
| 3- 12                        | 0- 0     | 0- 0      | CONFERENCE     | 0- 0        | 0- 0          | 3- 12    |      |       |           |
| 2- 7                         | 0- 0     | 0- 0      | HOME           | 0- 0        | 0- 0          | 2- 7     |      |       |           |
| 1- 5                         | 0- 0     | 0- 0      | AWAY           | 0- 0        | 0- 0          | 1- 5     |      |       |           |
| 0- 0                         | 0- 0     | 0- 0      | NEUTRAL        | 0- 0        | 0- 0          | 0- 0     |      |       |           |

| RPI 1-25                  | RPI 26-50                    | RPI 51-100                   | RPI 101+ Team's RPI: 351     |
|---------------------------|------------------------------|------------------------------|------------------------------|
| RPI S Opponent Score      | RPI S Opponent Score         | RPI S Opponent Score         | RPI S Opponent Score         |
|                           | 50 A TCU 31 88               |                              | 103 A UAB 53 80              |
|                           |                              |                              | 145 N New Mexico St. 64 82   |
|                           |                              |                              | 174 H Southern U. 54 75      |
|                           |                              |                              | 180 A Southern Miss. 47 66   |
|                           |                              |                              | 205 A Grambling 56 61        |
|                           |                              |                              | 205 H Grambling 63 79        |
|                           |                              |                              | 208 H Prairie View 61 82     |
|                           |                              |                              | 242 H Texas Southern 53 52   |
|                           |                              |                              | 257 A Alabama St. 63 76      |
|                           |                              |                              | 257 H Alabama St. 58 70      |
|                           |                              |                              | 277 A Jackson St. 66 88      |
|                           |                              |                              | 277 H Jackson St. 61 82      |
|                           |                              |                              | 278 A UTEP 51 77             |
|                           |                              |                              | 279 H Central Ark. 46 57     |
|                           |                              |                              | 288 A Alabama A&M 69 87      |
|                           |                              |                              | 288 H Alabama A&M 50 51      |
|                           |                              |                              | 306 H Southeastern La. 59 77 |
|                           |                              |                              | 315 A FIU 40 75              |
|                           |                              |                              | 322 A Northwestern St. 65 78 |
|                           |                              |                              | 329 A Mississippi Val. 81 80 |
|                           |                              |                              | 329 H Mississippi Val. 73 63 |
|                           |                              |                              | 345 A Ark.-Pine Bluff 57 66  |
|                           |                              |                              | 345 H Ark.-Pine Bluff 57 59  |
| LAST 12 Division I GAMES: |                              |                              |                              |
|                           | 145 N New Mexico St. 64 82   | 277 H Jackson St. 61 82      |                              |
|                           | 288 H Alabama A&M 50 51      | 174 H Southern U. 54 75      |                              |
|                           | 257 H Alabama St. 58 70      | 288 A Alabama A&M 69 87      |                              |
|                           | 345 A Ark.-Pine Bluff 57 66  | 257 A Alabama St. 63 76      |                              |
|                           | 329 A Mississippi Val. 81 80 | 345 H Ark.-Pine Bluff 57 59  |                              |
|                           | 205 H Grambling 63 79        | 329 H Mississippi Val. 73 63 |                              |

Non-Div I Games: Lane 58 70 Fisk 67 64 Rust 59 78

Alcorn

Loss, Non-Conf, S Site, H Home A Away N Neutral

|                   |          |           |                |            |             |               |      |      |       |           |
|-------------------|----------|-----------|----------------|------------|-------------|---------------|------|------|-------|-----------|
| Average RPI Win:  | 234      | WON-LOST  | WINNING        | LAST 10    | STRENGTH OF | OPP. STRENGTH | TEAM | ADJ. | CONF. | ADJ CONF. |
| Average RPI Loss: | 83       | RECORD    | PCT. RANK      | GAMES      | SCHEDULE    | OF SCHEDULE   | RPI  | RPI  | RPI   | RPI       |
| DIV. I ONLY       | 18- 8    | 68        | 1- 0           | 136        | 181         | 78            | 78   | 18   | 18    |           |
| DIV. I NON-CONF.  | 4- 7     | 228       | 0- 0           | 65         | 80          | 164           | 164  | 21   | 21    |           |
| TOTALS            | RPI 1-25 | RPI 26-50 | W-L RECORDS    | RPI 51-100 | RPI 101-150 | RPI 150+      |      |      |       |           |
| 18- 8             | 0- 1     | 0- 1      | OVERALL        | 0- 3       | 2- 2        | 16- 1         |      |      |       |           |
| 10- 1             | 0- 0     | 0- 1      | HOME           | 0- 0       | 1- 0        | 9- 0          |      |      |       |           |
| 8- 5              | 0- 0     | 0- 0      | AWAY           | 0- 2       | 1- 2        | 7- 1          |      |      |       |           |
| 0- 2              | 0- 1     | 0- 0      | NEUTRAL        | 0- 1       | 0- 0        | 0- 0          |      |      |       |           |
| 4- 7              | 0- 1     | 0- 1      | NON-CONFERENCE | 0- 2       | 0- 2        | 4- 1          |      |      |       |           |
| 3- 1              | 0- 0     | 0- 1      | HOME           | 0- 0       | 0- 0        | 3- 0          |      |      |       |           |
| 1- 4              | 0- 0     | 0- 0      | AWAY           | 0- 1       | 0- 2        | 1- 1          |      |      |       |           |
| 0- 2              | 0- 1     | 0- 0      | NEUTRAL        | 0- 1       | 0- 0        | 0- 0          |      |      |       |           |
| 14- 1             | 0- 0     | 0- 0      | CONFERENCE     | 0- 1       | 2- 0        | 12- 0         |      |      |       |           |
| 7- 0              | 0- 0     | 0- 0      | HOME           | 0- 0       | 1- 0        | 6- 0          |      |      |       |           |
| 7- 1              | 0- 0     | 0- 0      | AWAY           | 0- 1       | 1- 0        | 6- 0          |      |      |       |           |
| 0- 0              | 0- 0     | 0- 0      | NEUTRAL        | 0- 0       | 0- 0        | 0- 0          |      |      |       |           |

| RPI 1-25                  |   |                 | RPI 26-50 |     |   | RPI 51-100      |       |     | Team's RPI: 78 | RPI 101+ |       |                             |
|---------------------------|---|-----------------|-----------|-----|---|-----------------|-------|-----|----------------|----------|-------|-----------------------------|
| RPI                       | S | Opponent        | Score     | RPI | S | Opponent        | Score | RPI | S              | Opponent | Score |                             |
| 4                         | N | Stanford        | 49 71     | 32  | H | Ohio            | 67 77 | 53  | A              | Bucknell | 56 71 | 123 A High Point 61 66      |
|                           |   |                 |           |     |   |                 |       | 70  | N              | FGCU     | 71 90 | 126 A Penn St. 59 80        |
|                           |   |                 |           |     |   |                 |       | 98  | A              | Virginia | 54 57 | 139 A Lehigh 61 53          |
|                           |   |                 |           |     |   |                 |       |     |                |          |       | 139 H Lehigh 50 47          |
|                           |   |                 |           |     |   |                 |       |     |                |          |       | 155 A Boston U. 64 51       |
|                           |   |                 |           |     |   |                 |       |     |                |          |       | 155 H Boston U. 50 48       |
|                           |   |                 |           |     |   |                 |       |     |                |          |       | 158 H Tulsa 68 52           |
|                           |   |                 |           |     |   |                 |       |     |                |          |       | 159 A Denver 54 83          |
|                           |   |                 |           |     |   |                 |       |     |                |          |       | 184 H Holy Cross 70 58      |
|                           |   |                 |           |     |   |                 |       |     |                |          |       | 197 H George Mason 86 71    |
|                           |   |                 |           |     |   |                 |       |     |                |          |       | 233 A Hawaii 69 57          |
|                           |   |                 |           |     |   |                 |       |     |                |          |       | 239 A Navy 58 45            |
|                           |   |                 |           |     |   |                 |       |     |                |          |       | 255 A Colgate 71 66         |
|                           |   |                 |           |     |   |                 |       |     |                |          |       | 255 H Colgate 76 57         |
|                           |   |                 |           |     |   |                 |       |     |                |          |       | 273 A Army West Point 75 62 |
|                           |   |                 |           |     |   |                 |       |     |                |          |       | 273 H Army West Point 61 51 |
|                           |   |                 |           |     |   |                 |       |     |                |          |       | 296 A Loyola Maryland 67 56 |
|                           |   |                 |           |     |   |                 |       |     |                |          |       | 296 H Loyola Maryland 82 38 |
|                           |   |                 |           |     |   |                 |       |     |                |          |       | 312 H UMBC 64 42            |
|                           |   |                 |           |     |   |                 |       |     |                |          |       | 326 A Lafayette 67 57       |
|                           |   |                 |           |     |   |                 |       |     |                |          |       | 326 H Lafayette 60 45       |
| LAST 12 Division I GAMES: |   |                 |           |     |   |                 |       |     |                |          |       |                             |
| 326                       | A | Lafayette       | 67 57     | 184 | H | Holy Cross      | 70 58 |     |                |          |       |                             |
| 155                       | H | Boston U.       | 50 48     | 326 | H | Lafayette       | 60 45 |     |                |          |       |                             |
| 139                       | H | Lehigh          | 50 47     | 155 | A | Boston U.       | 64 51 |     |                |          |       |                             |
| 296                       | A | Loyola Maryland | 67 56     | 139 | A | Lehigh          | 61 53 |     |                |          |       |                             |
| 273                       | A | Army West Point | 75 62     | 296 | H | Loyola Maryland | 82 38 |     |                |          |       |                             |
| 255                       | A | Colgate         | 71 66     | 273 | H | Army West Point | 61 51 |     |                |          |       |                             |

Non-Div I Games:

American

■ Loss, 
 ■ Non-Conf, 
 ■ S Site, 
 ■ H Home 
 ■ A Away 
 N Neutral

|                   |          |           |                |            |             |               |      |      |       |           |
|-------------------|----------|-----------|----------------|------------|-------------|---------------|------|------|-------|-----------|
| Average RPI Win:  | 214      | WON-LOST  | WINNING        | LAST 10    | STRENGTH OF | OPP. STRENGTH | TEAM | ADJ. | CONF. | ADJ CONF. |
| Average RPI Loss: | 113      | RECORD    | PCT. RANK      | GAMES      | SCHEDULE    | OF SCHEDULE   | RPI  | RPI  | RPI   | RPI       |
| DIV. I ONLY       | 13- 12   | 160       | 1- 0           | 125        | 156         | 142           | 142  | 12   | 12    |           |
| DIV. I NON-CONF.  | 6- 5     | 143       | 0- 0           | 168        | 151         | 124           | 124  | 14   | 14    |           |
| TOTALS            | RPI 1-25 | RPI 26-50 | W-L RECORDS    | RPI 51-100 | RPI 101-150 | RPI 150+      |      |      |       |           |
| 13- 12            | 0- 1     | 0- 2      | OVERALL        | 0- 4       | 2- 2        | 11- 3         |      |      |       |           |
| 9- 3              | 0- 0     | 0- 0      | HOME           | 0- 3       | 1- 0        | 8- 0          |      |      |       |           |
| 4- 9              | 0- 1     | 0- 2      | AWAY           | 0- 1       | 1- 2        | 3- 3          |      |      |       |           |
| 0- 0              | 0- 0     | 0- 0      | NEUTRAL        | 0- 0       | 0- 0        | 0- 0          |      |      |       |           |
| 6- 5              | 0- 1     | 0- 2      | NON-CONFERENCE | 0- 0       | 1- 1        | 5- 1          |      |      |       |           |
| 5- 0              | 0- 0     | 0- 0      | HOME           | 0- 0       | 0- 0        | 5- 0          |      |      |       |           |
| 1- 5              | 0- 1     | 0- 2      | AWAY           | 0- 0       | 1- 1        | 0- 1          |      |      |       |           |
| 0- 0              | 0- 0     | 0- 0      | NEUTRAL        | 0- 0       | 0- 0        | 0- 0          |      |      |       |           |
| 7- 7              | 0- 0     | 0- 0      | CONFERENCE     | 0- 4       | 1- 1        | 6- 2          |      |      |       |           |
| 4- 3              | 0- 0     | 0- 0      | HOME           | 0- 3       | 1- 0        | 3- 0          |      |      |       |           |
| 3- 4              | 0- 0     | 0- 0      | AWAY           | 0- 1       | 0- 1        | 3- 2          |      |      |       |           |
| 0- 0              | 0- 0     | 0- 0      | NEUTRAL        | 0- 0       | 0- 0        | 0- 0          |      |      |       |           |

| RPI 1-25                  |   |                |       | RPI 26-50 |   |               |       | RPI 51-100 |   |              |       | RPI 101+ Team's RPI: 142 |   |                    |       |
|---------------------------|---|----------------|-------|-----------|---|---------------|-------|------------|---|--------------|-------|--------------------------|---|--------------------|-------|
| RPI                       | S | Opponent       | Score | RPI       | S | Opponent      | Score | RPI        | S | Opponent     | Score | RPI                      | S | Opponent           | Score |
| 16                        | A | South Carolina | 50 80 | 40        | A | Georgia Tech  | 53 71 | 68         | H | Little Rock  | 59 74 | 101                      | H | South Alabama      | 71 63 |
|                           |   |                |       | 41        | A | Clemson       | 48 87 | 94         | A | UT Arlington | 94 99 | 103                      | A | UAB                | 61 80 |
|                           |   |                |       |           |   |               |       | 94         | H | UT Arlington | 65 72 | 134                      | A | Georgia St.        | 75 85 |
|                           |   |                |       |           |   |               |       | 96         | H | Troy         | 72 83 | 137                      | A | Davidson           | 81 78 |
|                           |   |                |       |           |   |               |       |            |   |              |       | 163                      | A | Coastal Caro.      | 66 74 |
|                           |   |                |       |           |   |               |       |            |   |              |       | 163                      | H | Coastal Caro.      | 67 53 |
|                           |   |                |       |           |   |               |       |            |   |              |       | 168                      | A | Texas St.          | 62 49 |
|                           |   |                |       |           |   |               |       |            |   |              |       | 168                      | H | Texas St.          | 77 56 |
|                           |   |                |       |           |   |               |       |            |   |              |       | 175                      | H | Arkansas St.       | 75 67 |
|                           |   |                |       |           |   |               |       |            |   |              |       | 202                      | H | Marshall           | 74 52 |
|                           |   |                |       |           |   |               |       |            |   |              |       | 213                      | H | Elon               | 65 62 |
|                           |   |                |       |           |   |               |       |            |   |              |       | 254                      | A | ETSU               | 64 95 |
|                           |   |                |       |           |   |               |       |            |   |              |       | 258                      | A | Louisiana          | 55 73 |
|                           |   |                |       |           |   |               |       |            |   |              |       | 259                      | H | Wofford            | 94 70 |
|                           |   |                |       |           |   |               |       |            |   |              |       | 284                      | A | Ga. Southern       | 70 52 |
|                           |   |                |       |           |   |               |       |            |   |              |       | 287                      | H | Col. of Charleston | 80 66 |
|                           |   |                |       |           |   |               |       |            |   |              |       | 303                      | H | UNC Greensboro     | 68 65 |
|                           |   |                |       |           |   |               |       |            |   |              |       | 316                      | A | La.-Monroe         | 80 58 |
| LAST 12 Division I GAMES: |   |                |       |           |   |               |       |            |   |              |       |                          |   |                    |       |
| 284                       | A | Ga. Southern   | 70 52 | 258       | A | Louisiana     | 55 73 |            |   |              |       |                          |   |                    |       |
| 134                       | A | Georgia St.    | 75 85 | 68        | H | Little Rock   | 59 74 |            |   |              |       |                          |   |                    |       |
| 163                       | A | Coastal Caro.  | 66 74 | 175       | H | Arkansas St.  | 75 67 |            |   |              |       |                          |   |                    |       |
| 94                        | H | UT Arlington   | 65 72 | 163       | H | Coastal Caro. | 67 53 |            |   |              |       |                          |   |                    |       |
| 168                       | H | Texas St.      | 77 56 | 168       | A | Texas St.     | 62 49 |            |   |              |       |                          |   |                    |       |
| 316                       | A | La.-Monroe     | 80 58 | 94        | A | UT Arlington  | 94 99 |            |   |              |       |                          |   |                    |       |

Non-Div I Games:

Appalachian St.

■ Loss, 
 ■ Non-Conf, S Site, 
 ■ Home 
 ■ Away 
 N Neutral

Arizona

Through Games Of Feb. 26, 2019

| Average RPI Win:  | 181      | WON-LOST  | WINNING        | LAST 10    | STRENGTH OF | OPP. STRENGTH | TEAM | ADJ. | CONF. | ADJ CONF. |
|-------------------|----------|-----------|----------------|------------|-------------|---------------|------|------|-------|-----------|
| Average RPI Loss: | 44       | RECORD    | PCT. RANK      | GAMES      | SCHEDULE    | OF SCHEDULE   | RPI  | RPI  | RPI   | RPI       |
| DIV. I ONLY       | 17- 10   | 100       | 0- 1           | 97         | 39          | 73            | 73   | 2    | 2     |           |
| DIV. I NON-CONF.  | 10- 1    | 17        | 0- 0           | 327        | 237         | 129           | 129  | 2    | 2     |           |
| TOTALS            | RPI 1-25 | RPI 26-50 | W-L RECORDS    | RPI 51-100 | RPI 101-150 | RPI 150+      |      |      |       |           |
| 17- 10            | 1- 5     | 2- 2      | OVERALL        | 2- 1       | 0- 2        | 12- 0         |      |      |       |           |
| 11- 3             | 1- 1     | 2- 1      | HOME           | 2- 0       | 0- 1        | 6- 0          |      |      |       |           |
| 4- 7              | 0- 4     | 0- 1      | AWAY           | 0- 1       | 0- 1        | 4- 0          |      |      |       |           |
| 2- 0              | 0- 0     | 0- 0      | NEUTRAL        | 0- 0       | 0- 0        | 2- 0          |      |      |       |           |
| 10- 1             | 0- 0     | 0- 0      | NON-CONFERENCE | 1- 0       | 0- 1        | 9- 0          |      |      |       |           |
| 6- 1              | 0- 0     | 0- 0      | HOME           | 1- 0       | 0- 1        | 5- 0          |      |      |       |           |
| 2- 0              | 0- 0     | 0- 0      | AWAY           | 0- 0       | 0- 0        | 2- 0          |      |      |       |           |
| 2- 0              | 0- 0     | 0- 0      | NEUTRAL        | 0- 0       | 0- 0        | 2- 0          |      |      |       |           |
| 7- 9              | 1- 5     | 2- 2      | CONFERENCE     | 1- 1       | 0- 1        | 3- 0          |      |      |       |           |
| 5- 2              | 1- 1     | 2- 1      | HOME           | 1- 0       | 0- 0        | 1- 0          |      |      |       |           |
| 2- 7              | 0- 4     | 0- 1      | AWAY           | 0- 1       | 0- 1        | 2- 0          |      |      |       |           |
| 0- 0              | 0- 0     | 0- 0      | NEUTRAL        | 0- 0       | 0- 0        | 0- 0          |      |      |       |           |

| RPI S Opponent            | Score | RPI S Opponent           | Score | RPI S Opponent | Score | RPI S Opponent           | Score  |
|---------------------------|-------|--------------------------|-------|----------------|-------|--------------------------|--------|
| 4 A Stanford              | 54 56 | 33 H UCLA                | 93 98 | 64 A Utah      | 64 80 | 110 H Loyola Marymount   | 64 66  |
| 4 H Stanford              | 48 78 | 38 A California          | 76 82 | 64 H Utah      | 66 55 | 146 A Washington St.     | 88 90  |
| 5 A Oregon                | 60 93 | 38 H California          | 60 55 | 92 H Idaho St. | 71 46 | 157 A Washington         | 69 59  |
| 19 A Arizona St.          | 47 60 | 49 H Southern California | 71 68 |                |       | 165 A Colorado           | 69 67  |
| 19 H Arizona St.          | 51 39 |                          |       |                |       | 165 H Colorado           | 63 51  |
| 21 A Oregon St.           | 64 86 |                          |       |                |       | 171 H Montana            | 100 51 |
|                           |       |                          |       |                |       | 178 N Portland           | 92 70  |
|                           |       |                          |       |                |       | 226 A San Diego St.      | 69 60  |
|                           |       |                          |       |                |       | 249 H Northern Ariz.     | 71 47  |
|                           |       |                          |       |                |       | 275 A Long Beach St.     | 70 43  |
|                           |       |                          |       |                |       | 278 H UTEP               | 62 40  |
|                           |       |                          |       |                |       | 301 H South Carolina St. | 73 32  |
|                           |       |                          |       |                |       | 302 H Incarnate Word     | 84 42  |
|                           |       |                          |       |                |       | 344 N Seattle U          | 84 54  |
| LAST 12 Division I GAMES: |       |                          |       |                |       |                          |        |
| 38 A California           | 76 82 | 19 A Arizona St.         | 47 60 |                |       |                          |        |
| 4 A Stanford              | 54 56 | 33 H UCLA                | 93 98 |                |       |                          |        |
| 165 H Colorado            | 63 51 | 49 H Southern California | 71 68 |                |       |                          |        |
| 64 H Utah                 | 66 55 | 5 A Oregon               | 60 93 |                |       |                          |        |
| 146 A Washington St.      | 88 90 | 21 A Oregon St.          | 64 86 |                |       |                          |        |
| 157 A Washington          | 69 59 | 4 H Stanford             | 48 78 |                |       |                          |        |

Non-Div I Games:

Arizona

Loss, Non-Conf, S Site, H Home A Away N Neutral

|                      |          |           |           |                |             |               |             |          |       |           |
|----------------------|----------|-----------|-----------|----------------|-------------|---------------|-------------|----------|-------|-----------|
| Average RPI Win: 125 |          | WON-LOST  | WINNING   | LAST 10        | STRENGTH OF | OPP. STRENGTH | TEAM        | ADJ.     | CONF. | ADJ CONF. |
| Average RPI Loss: 20 |          | RECORD    | PCT. RANK | GAMES          | SCHEDULE    | OF SCHEDULE   | RPI         | RPI      | RPI   | RPI       |
| DIV. I ONLY          |          | 18- 8     | 68        | 1- 0           | 12          | 11            | 19          | 19       | 2     | 2         |
| DIV. I NON-CONF.     |          | 9- 2      | 43        | 1- 0           | 64          | 15            | 27          | 27       | 2     | 2         |
| TOTALS               | RPI 1-25 | RPI 26-50 |           | W-L RECORDS    |             | RPI 51-100    | RPI 101-150 | RPI 150+ |       |           |
| 18- 8                | 1- 5     | 3- 2      |           | OVERALL        |             | 4- 1          | 2- 0        | 8- 0     |       |           |
| 10- 3                | 0- 2     | 2- 1      |           | HOME           |             | 2- 0          | 1- 0        | 5- 0     |       |           |
| 6- 4                 | 1- 2     | 0- 1      |           | AWAY           |             | 2- 1          | 1- 0        | 2- 0     |       |           |
| 2- 1                 | 0- 1     | 1- 0      |           | NEUTRAL        |             | 0- 0          | 0- 0        | 1- 0     |       |           |
| 9- 2                 | 0- 2     | 1- 0      |           | NON-CONFERENCE |             | 1- 0          | 1- 0        | 6- 0     |       |           |
| 5- 1                 | 0- 1     | 0- 0      |           | HOME           |             | 0- 0          | 1- 0        | 4- 0     |       |           |
| 2- 0                 | 0- 0     | 0- 0      |           | AWAY           |             | 1- 0          | 0- 0        | 1- 0     |       |           |
| 2- 1                 | 0- 1     | 1- 0      |           | NEUTRAL        |             | 0- 0          | 0- 0        | 1- 0     |       |           |
| 9- 6                 | 1- 3     | 2- 2      |           | CONFERENCE     |             | 3- 1          | 1- 0        | 2- 0     |       |           |
| 5- 2                 | 0- 1     | 2- 1      |           | HOME           |             | 2- 0          | 0- 0        | 1- 0     |       |           |
| 4- 4                 | 1- 2     | 0- 1      |           | AWAY           |             | 1- 1          | 1- 0        | 1- 0     |       |           |
| 0- 0                 | 0- 0     | 0- 0      |           | NEUTRAL        |             | 0- 0          | 0- 0        | 0- 0     |       |           |

| RPI | S | Opponent   | Score |
|-----|---|------------|-------|
| 2   | H | Baylor     | 59 65 |
| 3   | N | Louisville | 56 58 |
| 4   | A | Stanford   | 50 71 |
| 4   | H | Stanford   | 65 72 |
| 5   | A | Oregon     | 71 77 |
| 21  | A | Oregon St. | 79 76 |

| RPI | S | Opponent            | Score |
|-----|---|---------------------|-------|
| 33  | H | UCLA                | 59 61 |
| 37  | N | Kansas St.          | 65 51 |
| 38  | A | California          | 60 69 |
| 38  | H | California          | 62 61 |
| 49  | H | Southern California | 68 59 |

| RPI | S | Opponent | Score |
|-----|---|----------|-------|
| 64  | A | Utah     | 65 63 |
| 64  | H | Utah     | 60 58 |
| 73  | A | Arizona  | 39 51 |
| 73  | H | Arizona  | 60 47 |
| 88  | A | Arkansas | 88 85 |

| RPI | S | Opponent        | Score |
|-----|---|-----------------|-------|
| 111 | H | Fresno St.      | 68 52 |
| 146 | A | Washington St.  | 61 46 |
| 151 | N | Southern Ill.   | 82 38 |
| 158 | H | Tulsa           | 70 52 |
| 165 | A | Colorado        | 76 70 |
| 165 | H | Colorado        | 66 49 |
| 172 | H | Louisiana Tech  | 80 44 |
| 174 | H | Southern U.     | 69 47 |
| 276 | A | Colorado St.    | 70 39 |
| 302 | H | Incarinate Word | 81 43 |

| LAST 12 Division I GAMES: |   |                     |       |
|---------------------------|---|---------------------|-------|
| 158                       | H | Tulsa               | 70 52 |
| 4                         | A | Stanford            | 50 71 |
| 38                        | A | California          | 60 69 |
| 64                        | H | Utah                | 60 58 |
| 165                       | H | Colorado            | 66 49 |
| 146                       | A | Washington St.      | 61 46 |
| 73                        | H | Arizona             | 60 47 |
| 49                        | H | Southern California | 68 59 |
| 33                        | H | UCLA                | 59 61 |
| 21                        | A | Oregon St.          | 79 76 |
| 5                         | A | Oregon              | 71 77 |
| 38                        | H | California          | 62 61 |

Non-Div I Games:

Arizona St.

Loss, Non-Conf, S Site, H Home A Away N Neutral

| Average RPI Win:  | 351      | WON-LOST  | WINNING        | LAST 10    | STRENGTH OF | OPP. STRENGTH | TEAM | ADJ. | CONF. | ADJ CONF. |
|-------------------|----------|-----------|----------------|------------|-------------|---------------|------|------|-------|-----------|
| Average RPI Loss: | 220      | RECORD    | PCT. RANK      | GAMES      | SCHEDULE    | OF SCHEDULE   | RPI  | RPI  | RPI   | RPI       |
| DIV. I ONLY       | 2- 16    | 345       | 0- 1           | 322        | 345         | 345           | 345  | 29   | 29    |           |
| DIV. I NON-CONF.  | 0- 3     | 336       | 0- 0           | 22         | 132         | 259           | 259  | 28   | 28    |           |
| TOTALS            | RPI 1-25 | RPI 26-50 | W-L RECORDS    | RPI 51-100 | RPI 101-150 | RPI 150+      |      |      |       |           |
| 2- 16             | 0- 1     | 0- 0      | OVERALL        | 0- 0       | 0- 1        | 2- 14         |      |      |       |           |
| 1- 6              | 0- 0     | 0- 0      | HOME           | 0- 0       | 0- 0        | 1- 6          |      |      |       |           |
| 1- 10             | 0- 1     | 0- 0      | AWAY           | 0- 0       | 0- 1        | 1- 8          |      |      |       |           |
| 0- 0              | 0- 0     | 0- 0      | NEUTRAL        | 0- 0       | 0- 0        | 0- 0          |      |      |       |           |
| 0- 3              | 0- 1     | 0- 0      | NON-CONFERENCE | 0- 0       | 0- 1        | 0- 1          |      |      |       |           |
| 0- 0              | 0- 0     | 0- 0      | HOME           | 0- 0       | 0- 0        | 0- 0          |      |      |       |           |
| 0- 3              | 0- 1     | 0- 0      | AWAY           | 0- 0       | 0- 1        | 0- 1          |      |      |       |           |
| 0- 0              | 0- 0     | 0- 0      | NEUTRAL        | 0- 0       | 0- 0        | 0- 0          |      |      |       |           |
| 2- 13             | 0- 0     | 0- 0      | CONFERENCE     | 0- 0       | 0- 0        | 2- 13         |      |      |       |           |
| 1- 6              | 0- 0     | 0- 0      | HOME           | 0- 0       | 0- 0        | 1- 6          |      |      |       |           |
| 1- 7              | 0- 0     | 0- 0      | AWAY           | 0- 0       | 0- 0        | 1- 7          |      |      |       |           |
| 0- 0              | 0- 0     | 0- 0      | NEUTRAL        | 0- 0       | 0- 0        | 0- 0          |      |      |       |           |

| RPI 1-25                  |   |                |       | RPI 26-50 |   |                |       | RPI 51-100 |   |          |       | RPI 101+ Team's RPI: 345 |   |                  |       |
|---------------------------|---|----------------|-------|-----------|---|----------------|-------|------------|---|----------|-------|--------------------------|---|------------------|-------|
| RPI                       | S | Opponent       | Score | RPI       | S | Opponent       | Score | RPI        | S | Opponent | Score | RPI                      | S | Opponent         | Score |
| 21                        | A | Oregon St.     | 33 89 |           |   |                |       |            |   |          |       | 106                      | A | Minnesota        | 42 84 |
|                           |   |                |       |           |   |                |       |            |   |          |       | 174                      | A | Southern U.      | 41 73 |
|                           |   |                |       |           |   |                |       |            |   |          |       | 174                      | H | Southern U.      | 45 56 |
|                           |   |                |       |           |   |                |       |            |   |          |       | 205                      | A | Grambling        | 57 77 |
|                           |   |                |       |           |   |                |       |            |   |          |       | 208                      | A | Prairie View     | 46 79 |
|                           |   |                |       |           |   |                |       |            |   |          |       | 208                      | H | Prairie View     | 41 80 |
|                           |   |                |       |           |   |                |       |            |   |          |       | 242                      | A | Texas Southern   | 49 62 |
|                           |   |                |       |           |   |                |       |            |   |          |       | 242                      | H | Texas Southern   | 58 59 |
|                           |   |                |       |           |   |                |       |            |   |          |       | 245                      | A | Wichita St.      | 39 76 |
|                           |   |                |       |           |   |                |       |            |   |          |       | 257                      | A | Alabama St.      | 52 73 |
|                           |   |                |       |           |   |                |       |            |   |          |       | 257                      | H | Alabama St.      | 56 58 |
|                           |   |                |       |           |   |                |       |            |   |          |       | 277                      | A | Jackson St.      | 41 60 |
|                           |   |                |       |           |   |                |       |            |   |          |       | 288                      | A | Alabama A&M      | 54 60 |
|                           |   |                |       |           |   |                |       |            |   |          |       | 288                      | H | Alabama A&M      | 52 78 |
|                           |   |                |       |           |   |                |       |            |   |          |       | 329                      | H | Mississippi Val. | 56 62 |
|                           |   |                |       |           |   |                |       |            |   |          |       | 351                      | A | Alcorn           | 59 57 |
|                           |   |                |       |           |   |                |       |            |   |          |       | 351                      | H | Alcorn           | 66 57 |
| LAST 12 Division I GAMES: |   |                |       |           |   |                |       |            |   |          |       |                          |   |                  |       |
| 288                       | A | Alabama A&M    | 54 60 | 277       | A | Jackson St.    | 41 60 |            |   |          |       |                          |   |                  |       |
| 208                       | A | Prairie View   | 46 79 | 205       | A | Grambling      | 57 77 |            |   |          |       |                          |   |                  |       |
| 242                       | A | Texas Southern | 49 62 | 208       | H | Prairie View   | 41 80 |            |   |          |       |                          |   |                  |       |
| 351                       | H | Alcorn         | 66 57 | 242       | H | Texas Southern | 58 59 |            |   |          |       |                          |   |                  |       |
| 174                       | H | Southern U.    | 45 56 | 351       | A | Alcorn         | 59 57 |            |   |          |       |                          |   |                  |       |
| 257                       | A | Alabama St.    | 52 73 | 174       | A | Southern U.    | 41 73 |            |   |          |       |                          |   |                  |       |

Non-Div I Games: LeMoyne-Owen 52 43 Paul Quinn 68 52 Philander Smith 48 53 Tougaloo 68 60 Ark.-Pine Bluff

## Arkansas

Through Games Of Feb. 26, 2019

|                   |          |           |                |            |             |               |      |      |       |           |
|-------------------|----------|-----------|----------------|------------|-------------|---------------|------|------|-------|-----------|
| Average RPI Win:  | 184      | WON-LOST  | WINNING        | LAST 10    | STRENGTH OF | OPP. STRENGTH | TEAM | ADJ. | CONF. | ADJ CONF. |
| Average RPI Loss: | 49       | RECORD    | PCT. RANK      | GAMES      | SCHEDULE    | OF SCHEDULE   | RPI  | RPI  | RPI   | RPI       |
| DIV. I ONLY       | 17- 11   | 116       | 1- 0           | 85         | 65          | 88            | 88   | 4    | 4     |           |
| DIV. I NON-CONF.  | 11- 3    | 56        | 0- 0           | 139        | 117         | 55            | 55   | 5    | 5     |           |
| TOTALS            | RPI 1-25 | RPI 26-50 | W-L RECORDS    | RPI 51-100 | RPI 101-150 | RPI 150+      |      |      |       |           |
| 17- 11            | 0- 5     | 1- 2      | OVERALL        | 2- 3       | 1- 1        | 13- 0         |      |      |       |           |
| 9- 5              | 0- 3     | 0- 1      | HOME           | 1- 1       | 1- 0        | 7- 0          |      |      |       |           |
| 6- 5              | 0- 2     | 1- 1      | AWAY           | 1- 2       | 0- 0        | 4- 0          |      |      |       |           |
| 2- 1              | 0- 0     | 0- 0      | NEUTRAL        | 0- 0       | 0- 1        | 2- 0          |      |      |       |           |
| 11- 3             | 0- 2     | 0- 0      | NON-CONFERENCE | 2- 0       | 0- 1        | 9- 0          |      |      |       |           |
| 6- 1              | 0- 1     | 0- 0      | HOME           | 1- 0       | 0- 0        | 5- 0          |      |      |       |           |
| 3- 1              | 0- 1     | 0- 0      | AWAY           | 1- 0       | 0- 0        | 2- 0          |      |      |       |           |
| 2- 1              | 0- 0     | 0- 0      | NEUTRAL        | 0- 0       | 0- 1        | 2- 0          |      |      |       |           |
| 6- 8              | 0- 3     | 1- 2      | CONFERENCE     | 0- 3       | 1- 0        | 4- 0          |      |      |       |           |
| 3- 4              | 0- 2     | 0- 1      | HOME           | 0- 1       | 1- 0        | 2- 0          |      |      |       |           |
| 3- 4              | 0- 1     | 1- 1      | AWAY           | 0- 2       | 0- 0        | 2- 0          |      |      |       |           |
| 0- 0              | 0- 0     | 0- 0      | NEUTRAL        | 0- 0       | 0- 0        | 0- 0          |      |      |       |           |

| RPI 1-25                  |   |                 |       | RPI 26-50 |   |            |       | RPI 51-100 Team's RPI: 88 |   |              |       | RPI 101+ |   |                   |       |
|---------------------------|---|-----------------|-------|-----------|---|------------|-------|---------------------------|---|--------------|-------|----------|---|-------------------|-------|
| RPI                       | S | Opponent        | Score | RPI       | S | Opponent   | Score | RPI                       | S | Opponent     | Score | RPI      | S | Opponent          | Score |
| 9                         | H | Mississippi St. | 69 93 | 30        | A | Missouri   | 53 71 | 67                        | A | LSU          | 34 71 | 124      | N | Pittsburgh        | 54 61 |
| 11                        | A | Iowa St.        | 82 91 | 44        | A | Tennessee  | 80 79 | 86                        | H | Nebraska     | 84 80 | 147      | H | Alabama           | 72 61 |
| 16                        | H | South Carolina  | 79 87 | 47        | H | Auburn     | 72 75 | 94                        | A | UT Arlington | 66 65 | 154      | H | Tennessee Tech    | 65 42 |
| 17                        | A | Kentucky        | 59 61 |           |   |            |       | 97                        | A | Georgia      | 83 93 | 158      | A | Tulsa             | 61 59 |
| 19                        | H | Arizona St.     | 85 88 |           |   |            |       | 97                        | H | Georgia      | 72 80 | 164      | A | Abilene Christian | 80 68 |
|                           |   |                 |       |           |   |            |       |                           |   |              |       | 167      | H | Oral Roberts      | 74 61 |
|                           |   |                 |       |           |   |            |       |                           |   |              |       | 181      | N | Wisconsin         | 69 68 |
|                           |   |                 |       |           |   |            |       |                           |   |              |       | 195      | H | Vanderbilt        | 83 62 |
|                           |   |                 |       |           |   |            |       |                           |   |              |       | 206      | A | Ole Miss          | 85 55 |
|                           |   |                 |       |           |   |            |       |                           |   |              |       | 206      | H | Ole Miss          | 73 61 |
|                           |   |                 |       |           |   |            |       |                           |   |              |       | 208      | H | Prairie View      | 71 44 |
|                           |   |                 |       |           |   |            |       |                           |   |              |       | 220      | A | Florida           | 83 73 |
|                           |   |                 |       |           |   |            |       |                           |   |              |       | 277      | H | Jackson St.       | 76 57 |
|                           |   |                 |       |           |   |            |       |                           |   |              |       | 298      | N | Tennessee St.     | 79 55 |
|                           |   |                 |       |           |   |            |       |                           |   |              |       | 322      | H | Northwestern St.  | 98 53 |
| LAST 12 Division I GAMES: |   |                 |       |           |   |            |       |                           |   |              |       |          |   |                   |       |
| 206                       | H | Ole Miss        | 73 61 | 97        | H | Georgia    | 72 80 |                           |   |              |       |          |   |                   |       |
| 97                        | A | Georgia         | 83 93 | 220       | A | Florida    | 83 73 |                           |   |              |       |          |   |                   |       |
| 17                        | A | Kentucky        | 59 61 | 147       | H | Alabama    | 72 61 |                           |   |              |       |          |   |                   |       |
| 47                        | H | Auburn          | 72 75 | 44        | A | Tennessee  | 80 79 |                           |   |              |       |          |   |                   |       |
| 67                        | A | LSU             | 34 71 | 195       | H | Vanderbilt | 83 62 |                           |   |              |       |          |   |                   |       |
| 16                        | H | South Carolina  | 79 87 | 30        | A | Missouri   | 53 71 |                           |   |              |       |          |   |                   |       |

Non-Div I Games:

Arkansas

■ Loss, 
■ Non-Conf, 
■ S Site, 
■ Home 
■ A Away 
N Neutral

| Average RPI Win:  | 209      | WON-LOST  | WINNING        | LAST 10    | STRENGTH OF | OPP. STRENGTH | TEAM | ADJ. | CONF. | ADJ CONF. |
|-------------------|----------|-----------|----------------|------------|-------------|---------------|------|------|-------|-----------|
| Average RPI Loss: | 109      | RECORD    | PCT. RANK      | GAMES      | SCHEDULE    | OF SCHEDULE   | RPI  | RPI  | RPI   | RPI       |
| DIV. I ONLY       | 10- 15   | 230       | 1- 0           | 76         | 150         | 175           | 175  | 12   | 12    |           |
| DIV. I NON-CONF.  | 5- 6     | 177       | 0- 0           | 161        | 129         | 178           | 178  | 14   | 14    |           |
| TOTALS            | RPI 1-25 | RPI 26-50 | W-L RECORDS    | RPI 51-100 | RPI 101-150 | RPI 150+      |      |      |       |           |
| 10- 15            | 0- 1     | 0- 1      | OVERALL        | 1- 6       | 2- 3        | 7- 4          |      |      |       |           |
| 8- 4              | 0- 0     | 0- 0      | HOME           | 1- 2       | 1- 0        | 6- 2          |      |      |       |           |
| 2- 11             | 0- 1     | 0- 1      | AWAY           | 0- 4       | 1- 3        | 1- 2          |      |      |       |           |
| 0- 0              | 0- 0     | 0- 0      | NEUTRAL        | 0- 0       | 0- 0        | 0- 0          |      |      |       |           |
| 5- 6              | 0- 1     | 0- 1      | NON-CONFERENCE | 0- 1       | 0- 2        | 5- 1          |      |      |       |           |
| 4- 1              | 0- 0     | 0- 0      | HOME           | 0- 0       | 0- 0        | 4- 1          |      |      |       |           |
| 1- 5              | 0- 1     | 0- 1      | AWAY           | 0- 1       | 0- 2        | 1- 0          |      |      |       |           |
| 0- 0              | 0- 0     | 0- 0      | NEUTRAL        | 0- 0       | 0- 0        | 0- 0          |      |      |       |           |
| 5- 9              | 0- 0     | 0- 0      | CONFERENCE     | 1- 5       | 2- 1        | 2- 3          |      |      |       |           |
| 4- 3              | 0- 0     | 0- 0      | HOME           | 1- 2       | 1- 0        | 2- 1          |      |      |       |           |
| 1- 6              | 0- 0     | 0- 0      | AWAY           | 0- 3       | 1- 1        | 0- 2          |      |      |       |           |
| 0- 0              | 0- 0     | 0- 0      | NEUTRAL        | 0- 0       | 0- 0        | 0- 0          |      |      |       |           |

| RPI 1-25                  |   |           |       | RPI 26-50 |   |               |        | RPI 51-100 |   |                 |        | RPI 101+ Team's RPI: 175 |   |                  |       |
|---------------------------|---|-----------|-------|-----------|---|---------------|--------|------------|---|-----------------|--------|--------------------------|---|------------------|-------|
| RPI                       | S | Opponent  | Score | RPI       | S | Opponent      | Score  | RPI        | S | Opponent        | Score  | RPI                      | S | Opponent         | Score |
| 22                        | A | Texas A&M | 56 97 | 30        | A | Missouri      | 50 70  | 61         | A | Belmont         | 55 74  | 101                      | A | South Alabama    | 77 64 |
|                           |   |           |       |           |   |               |        | 68         | A | Little Rock     | 55 68  | 101                      | H | South Alabama    | 69 58 |
|                           |   |           |       |           |   |               |        | 68         | H | Little Rock     | 62 58  | 127                      | A | Oklahoma St.     | 60 62 |
|                           |   |           |       |           |   |               |        | 94         | A | UT Arlington    | 62 67  | 132                      | A | UT Martin        | 91 97 |
|                           |   |           |       |           |   |               |        | 94         | H | UT Arlington    | 73 100 | 142                      | A | Appalachian St.  | 67 75 |
|                           |   |           |       |           |   |               |        | 96         | A | Troy            | 79 87  | 158                      | H | Tulsa            | 73 60 |
|                           |   |           |       |           |   |               |        | 96         | H | Troy            | 89 100 | 163                      | A | Coastal Caro.    | 72 88 |
|                           |   |           |       |           |   |               |        |            |   |                 |        | 168                      | A | Texas St.        | 54 68 |
|                           |   |           |       |           |   |               |        |            |   |                 |        | 168                      | H | Texas St.        | 62 85 |
|                           |   |           |       |           |   |               |        |            |   |                 |        | 172                      | H | Louisiana Tech   | 70 80 |
|                           |   |           |       |           |   |               |        |            |   |                 |        | 210                      | H | Memphis          | 77 66 |
|                           |   |           |       |           |   |               |        |            |   |                 |        | 258                      | H | Louisiana        | 87 75 |
|                           |   |           |       |           |   |               |        |            |   |                 |        | 267                      | H | Murray St.       | 74 63 |
|                           |   |           |       |           |   |               |        |            |   |                 |        | 278                      | A | UTEP             | 67 66 |
|                           |   |           |       |           |   |               |        |            |   |                 |        | 316                      | H | La.-Monroe       | 64 54 |
|                           |   |           |       |           |   |               |        |            |   |                 |        | 329                      | H | Mississippi Val. | 60 57 |
| LAST 12 Division I GAMES: |   |           |       |           |   |               |        |            |   |                 |        |                          |   |                  |       |
|                           |   |           |       | 68        | H | Little Rock   | 62 58  | 163        | A | Coastal Caro.   | 72 88  |                          |   |                  |       |
|                           |   |           |       | 94        | A | UT Arlington  | 62 67  | 142        | A | Appalachian St. | 67 75  |                          |   |                  |       |
|                           |   |           |       | 168       | A | Texas St.     | 54 68  | 168        | H | Texas St.       | 62 85  |                          |   |                  |       |
|                           |   |           |       | 96        | H | Troy          | 89 100 | 94         | H | UT Arlington    | 73 100 |                          |   |                  |       |
|                           |   |           |       | 101       | H | South Alabama | 69 58  | 96         | A | Troy            | 79 87  |                          |   |                  |       |
|                           |   |           |       | 68        | A | Little Rock   | 55 68  | 101        | A | South Alabama   | 77 64  |                          |   |                  |       |

Non-Div I Games:

Arkansas St.

■ Loss, 
 ■ Non-Conf, 
 ■ S Site, 
 ■ H Home 
 ■ A Away 
 N Neutral



Army West Point

Through Games Of Feb. 26, 2019

|                   |          |           |                |            |             |               |      |      |       |           |
|-------------------|----------|-----------|----------------|------------|-------------|---------------|------|------|-------|-----------|
| Average RPI Win:  | 288      | WON-LOST  | WINNING        | LAST 10    | STRENGTH OF | OPP. STRENGTH | TEAM | ADJ. | CONF. | ADJ CONF. |
| Average RPI Loss: | 161      | RECORD    | PCT. RANK      | GAMES      | SCHEDULE    | OF SCHEDULE   | RPI  | RPI  | RPI   | RPI       |
| DIV. I ONLY       | 10- 15   | 230       | 0- 1           | 278        | 260         | 273           | 273  | 18   | 18    |           |
| DIV. I NON-CONF.  | 4- 6     | 212       | 0- 0           | 320        | 321         | 296           | 296  | 21   | 21    |           |
| TOTALS            | RPI 1-25 | RPI 26-50 | W-L RECORDS    | RPI 51-100 | RPI 101-150 | RPI 150+      |      |      |       |           |
| 10- 15            | 0- 0     | 0- 1      | OVERALL        | 0- 3       | 0- 4        | 10- 7         |      |      |       |           |
| 6- 7              | 0- 0     | 0- 0      | HOME           | 0- 2       | 0- 3        | 6- 2          |      |      |       |           |
| 4- 8              | 0- 0     | 0- 1      | AWAY           | 0- 1       | 0- 1        | 4- 5          |      |      |       |           |
| 0- 0              | 0- 0     | 0- 0      | NEUTRAL        | 0- 0       | 0- 0        | 0- 0          |      |      |       |           |
| 4- 6              | 0- 0     | 0- 1      | NON-CONFERENCE | 0- 0       | 0- 2        | 4- 3          |      |      |       |           |
| 2- 3              | 0- 0     | 0- 0      | HOME           | 0- 0       | 0- 2        | 2- 1          |      |      |       |           |
| 2- 3              | 0- 0     | 0- 1      | AWAY           | 0- 0       | 0- 0        | 2- 2          |      |      |       |           |
| 0- 0              | 0- 0     | 0- 0      | NEUTRAL        | 0- 0       | 0- 0        | 0- 0          |      |      |       |           |
| 6- 9              | 0- 0     | 0- 0      | CONFERENCE     | 0- 3       | 0- 2        | 6- 4          |      |      |       |           |
| 4- 4              | 0- 0     | 0- 0      | HOME           | 0- 2       | 0- 1        | 4- 1          |      |      |       |           |
| 2- 5              | 0- 0     | 0- 0      | AWAY           | 0- 1       | 0- 1        | 2- 3          |      |      |       |           |
| 0- 0              | 0- 0     | 0- 0      | NEUTRAL        | 0- 0       | 0- 0        | 0- 0          |      |      |       |           |

| RPI 1-25                  |   |          |       | RPI 26-50 |   |                 |       | RPI 51-100 |   |          |       | RPI 101+ |   |                 |       | Team's RPI: 273 |  |
|---------------------------|---|----------|-------|-----------|---|-----------------|-------|------------|---|----------|-------|----------|---|-----------------|-------|-----------------|--|
| RPI                       | S | Opponent | Score | RPI       | S | Opponent        | Score | RPI        | S | Opponent | Score | RPI      | S | Opponent        | Score |                 |  |
|                           |   |          |       | 50        | A | TCU             | 38 63 |            |   |          |       | 52       | H | St. John's (NY) | 49 60 |                 |  |
|                           |   |          |       |           |   |                 |       |            |   |          |       | 51       | A | American        | 51 62 |                 |  |
|                           |   |          |       |           |   |                 |       |            |   |          |       | 62       | H | American        | 46 55 |                 |  |
|                           |   |          |       |           |   |                 |       |            |   |          |       |          |   |                 | 50 73 |                 |  |
|                           |   |          |       |           |   |                 |       |            |   |          |       |          |   |                 | 51 63 |                 |  |
|                           |   |          |       |           |   |                 |       |            |   |          |       |          |   |                 | 39 58 |                 |  |
|                           |   |          |       |           |   |                 |       |            |   |          |       |          |   |                 | 60 53 |                 |  |
|                           |   |          |       |           |   |                 |       |            |   |          |       |          |   |                 | 49 70 |                 |  |
|                           |   |          |       |           |   |                 |       |            |   |          |       |          |   |                 | 60 48 |                 |  |
|                           |   |          |       |           |   |                 |       |            |   |          |       |          |   |                 | 55 52 |                 |  |
|                           |   |          |       |           |   |                 |       |            |   |          |       |          |   |                 | 47 60 |                 |  |
|                           |   |          |       |           |   |                 |       |            |   |          |       |          |   |                 | 58 70 |                 |  |
|                           |   |          |       |           |   |                 |       |            |   |          |       |          |   |                 | 69 57 |                 |  |
|                           |   |          |       |           |   |                 |       |            |   |          |       |          |   |                 | 60 71 |                 |  |
|                           |   |          |       |           |   |                 |       |            |   |          |       |          |   |                 | 51 70 |                 |  |
|                           |   |          |       |           |   |                 |       |            |   |          |       |          |   |                 | 69 57 |                 |  |
|                           |   |          |       |           |   |                 |       |            |   |          |       |          |   |                 | 61 46 |                 |  |
|                           |   |          |       |           |   |                 |       |            |   |          |       |          |   |                 | 64 40 |                 |  |
|                           |   |          |       |           |   |                 |       |            |   |          |       |          |   |                 | 65 50 |                 |  |
|                           |   |          |       |           |   |                 |       |            |   |          |       |          |   |                 | 57 42 |                 |  |
|                           |   |          |       |           |   |                 |       |            |   |          |       |          |   |                 | 62 40 |                 |  |
| LAST 12 Division I GAMES: |   |          |       |           |   |                 |       |            |   |          |       |          |   |                 |       |                 |  |
|                           |   |          |       | 139       | A | Lehigh          | 46 55 |            |   |          |       | 255      | H | Colgate         | 58 70 |                 |  |
|                           |   |          |       | 184       | H | Holy Cross      | 60 53 |            |   |          |       | 139      | H | Lehigh          | 50 73 |                 |  |
|                           |   |          |       | 239       | A | Navy            | 60 48 |            |   |          |       | 184      | A | Holy Cross      | 39 58 |                 |  |
|                           |   |          |       | 326       | A | Lafayette       | 64 40 |            |   |          |       | 239      | H | Navy            | 55 52 |                 |  |
|                           |   |          |       | 78        | H | American        | 62 75 |            |   |          |       | 326      | H | Lafayette       | 65 50 |                 |  |
|                           |   |          |       | 296       | A | Loyola Maryland | 51 70 |            |   |          |       | 78       | A | American        | 51 61 |                 |  |

Non-Div I Games: Connecticut Col. 74 48

Army West Point

Loss, Non-Conf, S Site, H Home A Away N Neutral

|                   |          |           |                |            |             |               |      |      |       |           |
|-------------------|----------|-----------|----------------|------------|-------------|---------------|------|------|-------|-----------|
| Average RPI Win:  | 164      | WON-LOST  | WINNING        | LAST 10    | STRENGTH OF | OPP. STRENGTH | TEAM | ADJ. | CONF. | ADJ CONF. |
| Average RPI Loss: | 25       | RECORD    | PCT. RANK      | GAMES      | SCHEDULE    | OF SCHEDULE   | RPI  | RPI  | RPI   | RPI       |
| DIV. I ONLY       | 19- 7    | 58        | 1- 0           | 90         | 41          | 47            | 47   | 4    | 4     |           |
| DIV. I NON-CONF.  | 11- 1    | 13        | 1- 0           | 180        | 86          | 28            | 28   | 5    | 5     |           |
| TOTALS            | RPI 1-25 | RPI 26-50 | W-L RECORDS    | RPI 51-100 | RPI 101-150 | RPI 150+      |      |      |       |           |
| 19- 7             | 0- 4     | 3- 3      | OVERALL        | 2- 0       | 3- 0        | 11- 0         |      |      |       |           |
| 9- 4              | 0- 3     | 1- 1      | HOME           | 1- 0       | 2- 0        | 5- 0          |      |      |       |           |
| 8- 3              | 0- 1     | 1- 2      | AWAY           | 1- 0       | 1- 0        | 5- 0          |      |      |       |           |
| 2- 0              | 0- 0     | 1- 0      | NEUTRAL        | 0- 0       | 0- 0        | 1- 0          |      |      |       |           |
| 11- 1             | 0- 1     | 2- 0      | NON-CONFERENCE | 0- 0       | 1- 0        | 8- 0          |      |      |       |           |
| 6- 0              | 0- 0     | 0- 0      | HOME           | 0- 0       | 1- 0        | 5- 0          |      |      |       |           |
| 3- 1              | 0- 1     | 1- 0      | AWAY           | 0- 0       | 0- 0        | 2- 0          |      |      |       |           |
| 2- 0              | 0- 0     | 1- 0      | NEUTRAL        | 0- 0       | 0- 0        | 1- 0          |      |      |       |           |
| 8- 6              | 0- 3     | 1- 3      | CONFERENCE     | 2- 0       | 2- 0        | 3- 0          |      |      |       |           |
| 3- 4              | 0- 3     | 1- 1      | HOME           | 1- 0       | 1- 0        | 0- 0          |      |      |       |           |
| 5- 2              | 0- 0     | 0- 2      | AWAY           | 1- 0       | 1- 0        | 3- 0          |      |      |       |           |
| 0- 0              | 0- 0     | 0- 0      | NEUTRAL        | 0- 0       | 0- 0        | 0- 0          |      |      |       |           |

| RPI 1-25                  |   |                 |       | RPI 26-50 |   |                |       | Team's RPI: 47 | RPI 51-100 |   |            |       | RPI 101+ |   |               |       |
|---------------------------|---|-----------------|-------|-----------|---|----------------|-------|----------------|------------|---|------------|-------|----------|---|---------------|-------|
| RPI                       | S | Opponent        | Score | RPI       | S | Opponent       | Score |                | RPI        | S | Opponent   | Score | RPI      | S | Opponent      | Score |
| 9                         | H | Mississippi St. | 59 85 | 30        | A | Missouri       | 65 74 |                | 88         | A | Arkansas   | 75 72 | 129      | H | Oklahoma      | 95 79 |
| 11                        | A | Iowa St.        | 64 67 | 30        | H | Missouri       | 58 54 |                | 97         | H | Georgia    | 59 58 | 147      | A | Alabama       | 66 56 |
| 17                        | H | Kentucky        | 68 78 | 31        | N | North Carolina | 86 81 |                |            |   |            |       | 147      | H | Alabama       | 77 38 |
| 22                        | H | Texas A&M       | 67 69 | 44        | A | Tennessee      | 62 73 |                |            |   |            |       | 163      | N | Coastal Caro. | 84 78 |
|                           |   |                 |       | 44        | H | Tennessee      | 69 78 |                |            |   |            |       | 173      | H | Nicholls St.  | 80 59 |
|                           |   |                 |       | 48        | A | New Mexico     | 79 76 |                |            |   |            |       | 195      | A | Vanderbilt    | 72 70 |
| LAST 12 Division I GAMES: |   |                 |       |           |   |                |       |                |            |   |            |       |          |   |               |       |
|                           |   |                 |       | 48        | A | New Mexico     | 79 76 |                | 17         | H | Kentucky   | 68 78 |          |   |               |       |
|                           |   |                 |       | 11        | A | Iowa St.       | 64 67 |                | 97         | H | Georgia    | 59 58 |          |   |               |       |
|                           |   |                 |       | 30        | H | Missouri       | 58 54 |                | 206        | A | Ole Miss   | 64 51 |          |   |               |       |
|                           |   |                 |       | 147       | H | Alabama        | 77 38 |                | 30         | A | Missouri   | 65 74 |          |   |               |       |
|                           |   |                 |       | 44        | A | Tennessee      | 62 73 |                | 22         | H | Texas A&M  | 67 69 |          |   |               |       |
|                           |   |                 |       | 88        | A | Arkansas       | 75 72 |                | 195        | A | Vanderbilt | 72 70 |          |   |               |       |

Non-Div I Games: Xavier (LA) 77 58

Auburn

Loss, Non-Conf, S Site, H Home A Away N Neutral

|                   |          |           |                |            |             |               |      |      |       |           |
|-------------------|----------|-----------|----------------|------------|-------------|---------------|------|------|-------|-----------|
| Average RPI Win:  | 245      | WON-LOST  | WINNING        | LAST 10    | STRENGTH OF | OPP. STRENGTH | TEAM | ADJ. | CONF. | ADJ CONF. |
| Average RPI Loss: | 202      | RECORD    | PCT. RANK      | GAMES      | SCHEDULE    | OF SCHEDULE   | RPI  | RPI  | RPI   | RPI       |
| DIV. I ONLY       | 12- 13   | 187       | 0- 0           | 314        | 270         | 260           | 260  | 22   | 22    |           |
| DIV. I NON-CONF.  | 3- 6     | 241       | 0- 0           | 345        | 263         | 343           | 343  | 22   | 22    |           |
| TOTALS            | RPI 1-25 | RPI 26-50 | W-L RECORDS    | RPI 51-100 | RPI 101-150 | RPI 150+      |      |      |       |           |
| 12- 13            | 0- 0     | 0- 0      | OVERALL        | 0- 2       | 2- 2        | 10- 9         |      |      |       |           |
| 9- 4              | 0- 0     | 0- 0      | HOME           | 0- 1       | 1- 1        | 8- 2          |      |      |       |           |
| 3- 9              | 0- 0     | 0- 0      | AWAY           | 0- 1       | 1- 1        | 2- 7          |      |      |       |           |
| 0- 0              | 0- 0     | 0- 0      | NEUTRAL        | 0- 0       | 0- 0        | 0- 0          |      |      |       |           |
| 3- 6              | 0- 0     | 0- 0      | NON-CONFERENCE | 0- 1       | 0- 0        | 3- 5          |      |      |       |           |
| 3- 1              | 0- 0     | 0- 0      | HOME           | 0- 0       | 0- 0        | 3- 1          |      |      |       |           |
| 0- 5              | 0- 0     | 0- 0      | AWAY           | 0- 1       | 0- 0        | 0- 4          |      |      |       |           |
| 0- 0              | 0- 0     | 0- 0      | NEUTRAL        | 0- 0       | 0- 0        | 0- 0          |      |      |       |           |
| 9- 7              | 0- 0     | 0- 0      | CONFERENCE     | 0- 1       | 2- 2        | 7- 4          |      |      |       |           |
| 6- 3              | 0- 0     | 0- 0      | HOME           | 0- 1       | 1- 1        | 5- 1          |      |      |       |           |
| 3- 4              | 0- 0     | 0- 0      | AWAY           | 0- 0       | 1- 1        | 2- 3          |      |      |       |           |
| 0- 0              | 0- 0     | 0- 0      | NEUTRAL        | 0- 0       | 0- 0        | 0- 0          |      |      |       |           |

| RPI 1-25                  |   |                   | RPI 26-50 |     |     | RPI 51-100 |                  |     |    | RPI 101+ Team's RPI: 260 |       |     |     |          |                   |        |
|---------------------------|---|-------------------|-----------|-----|-----|------------|------------------|-----|----|--------------------------|-------|-----|-----|----------|-------------------|--------|
| RPI                       | S | Opponent          | Score     | RPI | S   | Opponent   | Score            | RPI | S  | Opponent                 | Score | RPI | S   | Opponent | Score             |        |
|                           |   |                   |           |     |     |            |                  | 61  | H  | Belmont                  | 62    | 80  | 131 | A        | Morehead St.      | 84 75  |
|                           |   |                   |           |     |     |            |                  | 82  | A  | Cincinnati               | 48    | 69  | 131 | H        | Morehead St.      | 81 80  |
|                           |   |                   |           |     |     |            |                  |     |    |                          |       |     | 132 | A        | UT Martin         | 65 74  |
|                           |   |                   |           |     |     |            |                  |     |    |                          |       |     | 132 | H        | UT Martin         | 58 59  |
|                           |   |                   |           |     |     |            |                  |     |    |                          |       |     | 154 | A        | Tennessee Tech    | 72 65  |
|                           |   |                   |           |     |     |            |                  |     |    |                          |       |     | 160 | A        | Illinois St.      | 49 61  |
|                           |   |                   |           |     |     |            |                  |     |    |                          |       |     | 195 | A        | Vanderbilt        | 70 99  |
|                           |   |                   |           |     |     |            |                  |     |    |                          |       |     | 201 | A        | Jacksonville St.  | 56 67  |
|                           |   |                   |           |     |     |            |                  |     |    |                          |       |     | 234 | A        | Southeast Mo. St. | 54 64  |
|                           |   |                   |           |     |     |            |                  |     |    |                          |       |     | 234 | H        | Southeast Mo. St. | 56 54  |
|                           |   |                   |           |     |     |            |                  |     |    |                          |       |     | 235 | A        | Western Ill.      | 72 77  |
|                           |   |                   |           |     |     |            |                  |     |    |                          |       |     | 240 | A        | SIUE              | 68 69  |
|                           |   |                   |           |     |     |            |                  |     |    |                          |       |     | 240 | H        | SIUE              | 77 65  |
|                           |   |                   |           |     |     |            |                  |     |    |                          |       |     | 253 | H        | Northern Ky.      | 52 48  |
|                           |   |                   |           |     |     |            |                  |     |    |                          |       |     | 267 | H        | Murray St.        | 59 56  |
|                           |   |                   |           |     |     |            |                  |     |    |                          |       |     | 288 | H        | Alabama A&M       | 75 58  |
|                           |   |                   |           |     |     |            |                  |     |    |                          |       |     | 294 | A        | Eastern Ill.      | 73 60  |
|                           |   |                   |           |     |     |            |                  |     |    |                          |       |     | 294 | H        | Eastern Ill.      | 57 67  |
|                           |   |                   |           |     |     |            |                  |     |    |                          |       |     | 298 | H        | Tennessee St.     | 74 47  |
|                           |   |                   |           |     |     |            |                  |     |    |                          |       |     | 317 | H        | Lipscomb          | 70 58  |
|                           |   |                   |           |     |     |            |                  |     |    |                          |       |     | 327 | H        | Eastern Ky.       | 100 65 |
|                           |   |                   |           |     |     |            |                  |     |    |                          |       |     | 329 | H        | Mississippi Val.  | 89 95  |
|                           |   |                   |           |     |     |            |                  |     |    |                          |       |     | 332 | A        | Evansville        | 52 56  |
| LAST 12 Division I GAMES: |   |                   |           |     |     |            |                  |     |    |                          |       |     |     |          |                   |        |
| 132                       | H | UT Martin         | 58        | 59  | 201 | A          | Jacksonville St. | 56  | 67 |                          |       |     |     |          |                   |        |
| 234                       | H | Southeast Mo. St. | 56        | 54  | 154 | A          | Tennessee Tech   | 72  | 65 |                          |       |     |     |          |                   |        |
| 267                       | H | Murray St.        | 59        | 56  | 61  | H          | Belmont          | 62  | 80 |                          |       |     |     |          |                   |        |
| 131                       | A | Morehead St.      | 84        | 75  | 298 | H          | Tennessee St.    | 74  | 47 |                          |       |     |     |          |                   |        |
| 294                       | H | Eastern Ill.      | 57        | 67  | 294 | A          | Eastern Ill.     | 73  | 60 |                          |       |     |     |          |                   |        |
| 240                       | H | SIUE              | 77        | 65  | 240 | A          | SIUE             | 68  | 69 |                          |       |     |     |          |                   |        |

Non-Div I Games: Christian Bros. 100 62 Trevecca Nazarene 90 78

Austin Peay

Loss, Non-Conf, S Site, H Home A Away N Neutral

| BYU               |          |                    |                      | STRENGTH OF<br>SCHEDULE | OPP. STRENGTH<br>OF SCHEDULE | TEAM<br>RPI | ADJ.<br>RPI | CONF.<br>RPI | ADJ CONF.<br>RPI |
|-------------------|----------|--------------------|----------------------|-------------------------|------------------------------|-------------|-------------|--------------|------------------|
| Average RPI Win:  | 155      | WON-LOST<br>RECORD | WINNING<br>PCT. RANK |                         |                              |             |             |              |                  |
| Average RPI Loss: | 109      |                    | LAST 10<br>GAMES     |                         |                              |             |             |              |                  |
| DIV. I ONLY       | 21- 6    | 33                 | 1- 0                 | 73                      | 94                           | 28          | 28          | 8            | 8                |
| DIV. I NON-CONF.  | 8- 3     | 72                 | 0- 0                 | 150                     | 157                          | 71          | 71          | 7            | 7                |
| -----             |          |                    |                      |                         |                              |             |             |              |                  |
| TOTALS            | RPI 1-25 | RPI 26-50          | W-L RECORDS          | RPI 51-100              | RPI 101-150                  | RPI 150+    |             |              |                  |
| 21- 6             | 2- 0     | 1- 1               | OVERALL              | 3- 2                    | 4- 2                         | 11- 1       |             |              |                  |
| 10- 2             | 1- 0     | 0- 1               | HOME                 | 1- 1                    | 4- 0                         | 4- 0        |             |              |                  |
| 9- 4              | 1- 0     | 0- 0               | AWAY                 | 2- 1                    | 0- 2                         | 6- 1        |             |              |                  |
| 2- 0              | 0- 0     | 1- 0               | NEUTRAL              | 0- 0                    | 0- 0                         | 1- 0        |             |              |                  |
| 8- 3              | 0- 0     | 1- 1               | NON-CONFERENCE       | 0- 1                    | 2- 0                         | 5- 1        |             |              |                  |
| 4- 1              | 0- 0     | 0- 1               | HOME                 | 0- 0                    | 2- 0                         | 2- 0        |             |              |                  |
| 2- 2              | 0- 0     | 0- 0               | AWAY                 | 0- 1                    | 0- 0                         | 2- 1        |             |              |                  |
| 2- 0              | 0- 0     | 1- 0               | NEUTRAL              | 0- 0                    | 0- 0                         | 1- 0        |             |              |                  |
| 13- 3             | 2- 0     | 0- 0               | CONFERENCE           | 3- 1                    | 2- 2                         | 6- 0        |             |              |                  |
| 6- 1              | 1- 0     | 0- 0               | HOME                 | 1- 1                    | 2- 0                         | 2- 0        |             |              |                  |
| 7- 2              | 1- 0     | 0- 0               | AWAY                 | 2- 0                    | 0- 2                         | 4- 0        |             |              |                  |
| 0- 0              | 0- 0     | 0- 0               | NEUTRAL              | 0- 0                    | 0- 0                         | 0- 0        |             |              |                  |

| RPI 1-25                  |   |                   |       | RPI 26-50 |   |                   |       | RPI 51-100 |   |                   |       | RPI 101+ |   |                    |       |
|---------------------------|---|-------------------|-------|-----------|---|-------------------|-------|------------|---|-------------------|-------|----------|---|--------------------|-------|
| RPI                       | S | Opponent          | Score | RPI       | S | Opponent          | Score | RPI        | S | Opponent          | Score | RPI      | S | Opponent           | Score |
| 14                        | A | Gonzaga           | 66 64 | 38        | H | California        | 52 70 | 56         | A | Saint Mary's (CA) | 74 73 | 102      | A | Pepperdine         | 65 79 |
| 14                        | H | Gonzaga           | 70 68 | 50        | N | TCU               | 61 58 | 56         | H | Saint Mary's (CA) | 75 78 | 102      | H | Pepperdine         | 83 58 |
|                           |   |                   |       |           |   |                   |       | 64         | A | Utah              | 67 78 | 109      | H | Northern Colo.     | 70 50 |
|                           |   |                   |       |           |   |                   |       | 95         | A | Pacific           | 77 74 | 110      | A | Loyola Marymount   | 58 61 |
|                           |   |                   |       |           |   |                   |       | 95         | H | Pacific           | 75 49 | 110      | H | Loyola Marymount   | 55 44 |
|                           |   |                   |       |           |   |                   |       |            |   |                   |       | 143      | H | UC Riverside       | 72 70 |
|                           |   |                   |       |           |   |                   |       |            |   |                   |       | 169      | A | Santa Clara        | 54 44 |
|                           |   |                   |       |           |   |                   |       |            |   |                   |       | 178      | A | Portland           | 70 69 |
|                           |   |                   |       |           |   |                   |       |            |   |                   |       | 178      | H | Portland           | 79 71 |
|                           |   |                   |       |           |   |                   |       |            |   |                   |       | 187      | H | Eastern Wash.      | 80 65 |
|                           |   |                   |       |           |   |                   |       |            |   |                   |       | 189      | A | Utah St.           | 62 57 |
|                           |   |                   |       |           |   |                   |       |            |   |                   |       | 247      | A | San Francisco      | 67 59 |
|                           |   |                   |       |           |   |                   |       |            |   |                   |       | 251      | N | California Baptist | 76 69 |
|                           |   |                   |       |           |   |                   |       |            |   |                   |       | 256      | A | San Diego          | 65 56 |
|                           |   |                   |       |           |   |                   |       |            |   |                   |       | 256      | H | San Diego          | 80 68 |
|                           |   |                   |       |           |   |                   |       |            |   |                   |       | 274      | A | Utah Valley        | 77 51 |
|                           |   |                   |       |           |   |                   |       |            |   |                   |       | 276      | H | Colorado St.       | 51 42 |
|                           |   |                   |       |           |   |                   |       |            |   |                   |       | 285      | A | Southern Utah      | 64 67 |
| -----                     |   |                   |       |           |   |                   |       |            |   |                   |       |          |   |                    |       |
| LAST 12 Division I GAMES: |   |                   |       |           |   |                   |       |            |   |                   |       |          |   |                    |       |
| 256                       | H | San Diego         | 80 68 | 110       | A | Loyola Marymount  | 58 61 |            |   |                   |       |          |   |                    |       |
| 14                        | A | Gonzaga           | 66 64 | 256       | A | San Diego         | 65 56 |            |   |                   |       |          |   |                    |       |
| 178                       | A | Portland          | 70 69 | 178       | H | Portland          | 79 71 |            |   |                   |       |          |   |                    |       |
| 95                        | H | Pacific           | 75 49 | 14        | H | Gonzaga           | 70 68 |            |   |                   |       |          |   |                    |       |
| 56                        | H | Saint Mary's (CA) | 75 78 | 56        | A | Saint Mary's (CA) | 74 73 |            |   |                   |       |          |   |                    |       |
| 102                       | A | Pepperdine        | 65 79 | 95        | A | Pacific           | 77 74 |            |   |                   |       |          |   |                    |       |

Non-Div I Games:

BYU

■ Loss, 
 ■ Non-Conf, S Site, 
 ■ Home 
 ■ Away 
 N Neutral

|                   |          |           |                |            |             |               |      |      |       |           |
|-------------------|----------|-----------|----------------|------------|-------------|---------------|------|------|-------|-----------|
| Average RPI Win:  | 181      | WON-LOST  | WINNING        | LAST 10    | STRENGTH OF | OPP. STRENGTH | TEAM | ADJ. | CONF. | ADJ CONF. |
| Average RPI Loss: | 92       | RECORD    | PCT. RANK      | GAMES      | SCHEDULE    | OF SCHEDULE   | RPI  | RPI  | RPI   | RPI       |
| DIV. I ONLY       | 6- 19    | 300       | 0- 1           | 50         | 82          | 212           | 212  | 7    | 7     |           |
| DIV. I NON-CONF.  | 4- 7     | 228       | 0- 0           | 132        | 37          | 210           | 210  | 9    | 9     |           |
| TOTALS            | RPI 1-25 | RPI 26-50 | W-L RECORDS    | RPI 51-100 | RPI 101-150 | RPI 150+      |      |      |       |           |
| 6- 19             | 0- 1     | 0- 5      | OVERALL        | 2- 8       | 1- 2        | 3- 3          |      |      |       |           |
| 5- 7              | 0- 0     | 0- 2      | HOME           | 2- 3       | 0- 0        | 3- 2          |      |      |       |           |
| 1- 9              | 0- 1     | 0- 3      | AWAY           | 0- 3       | 1- 1        | 0- 1          |      |      |       |           |
| 0- 3              | 0- 0     | 0- 0      | NEUTRAL        | 0- 2       | 0- 1        | 0- 0          |      |      |       |           |
| 4- 7              | 0- 0     | 0- 0      | NON-CONFERENCE | 1- 5       | 1- 1        | 2- 1          |      |      |       |           |
| 3- 2              | 0- 0     | 0- 0      | HOME           | 1- 1       | 0- 0        | 2- 1          |      |      |       |           |
| 1- 2              | 0- 0     | 0- 0      | AWAY           | 0- 2       | 1- 0        | 0- 0          |      |      |       |           |
| 0- 3              | 0- 0     | 0- 0      | NEUTRAL        | 0- 2       | 0- 1        | 0- 0          |      |      |       |           |
| 2- 12             | 0- 1     | 0- 5      | CONFERENCE     | 1- 3       | 0- 1        | 1- 2          |      |      |       |           |
| 2- 5              | 0- 0     | 0- 2      | HOME           | 1- 2       | 0- 0        | 1- 1          |      |      |       |           |
| 0- 7              | 0- 1     | 0- 3      | AWAY           | 0- 1       | 0- 1        | 0- 1          |      |      |       |           |
| 0- 0              | 0- 0     | 0- 0      | NEUTRAL        | 0- 0       | 0- 0        | 0- 0          |      |      |       |           |

| RPI                       | S | Opponent      | Score | RPI | S | Opponent      | Score | RPI | S | Opponent      | Score | RPI | S | Opponent      | Score | Team's RPI: 212 |
|---------------------------|---|---------------|-------|-----|---|---------------|-------|-----|---|---------------|-------|-----|---|---------------|-------|-----------------|
| 23                        | A | Central Mich. | 63 81 | 32  | A | Ohio          | 62 94 | 51  | N | Quinnipiac    | 66 69 | 117 | N | Fordham       | 70 78 |                 |
|                           |   |               |       | 32  | H | Ohio          | 75 90 | 54  | A | Butler        | 47 64 | 119 | A | Western Ky.   | 86 83 |                 |
|                           |   |               |       | 42  | A | Miami (OH)    | 57 60 | 69  | A | Missouri St.  | 54 74 | 148 | A | Akron         | 61 91 |                 |
|                           |   |               |       | 43  | A | Buffalo       | 65 77 | 74  | H | Purdue        | 38 80 | 195 | H | Vanderbilt    | 43 60 |                 |
|                           |   |               |       | 43  | H | Buffalo       | 58 97 | 80  | A | Toledo        | 58 65 | 204 | A | Eastern Mich. | 53 56 |                 |
|                           |   |               |       |     |   |               |       | 80  | H | Toledo        | 62 63 | 218 | H | Bowling Green | 77 70 |                 |
|                           |   |               |       |     |   |               |       | 82  | H | Cincinnati    | 75 63 | 269 | H | Western Mich. | 62 65 |                 |
|                           |   |               |       |     |   |               |       | 84  | N | Duke          | 62 79 | 283 | H | Cleveland St. | 67 62 |                 |
|                           |   |               |       |     |   |               |       | 85  | H | Kent St.      | 48 44 | 298 | H | Tennessee St. | 90 51 |                 |
|                           |   |               |       |     |   |               |       | 99  | H | Northern Ill. | 83 93 |     |   |               |       |                 |
| LAST 12 Division I GAMES: |   |               |       |     |   |               |       |     |   |               |       |     |   |               |       |                 |
| 23                        | A | Central Mich. | 63 81 | 99  | H | Northern Ill. | 83 93 |     |   |               |       |     |   |               |       |                 |
| 51                        | N | Quinnipiac    | 66 69 | 43  | H | Buffalo       | 58 97 |     |   |               |       |     |   |               |       |                 |
| 84                        | N | Duke          | 62 79 | 32  | A | Ohio          | 62 94 |     |   |               |       |     |   |               |       |                 |
| 80                        | H | Toledo        | 62 63 | 269 | H | Western Mich. | 62 65 |     |   |               |       |     |   |               |       |                 |
| 204                       | A | Eastern Mich. | 53 56 | 85  | H | Kent St.      | 48 44 |     |   |               |       |     |   |               |       |                 |
| 148                       | A | Akron         | 61 91 | 42  | A | Miami (OH)    | 57 60 |     |   |               |       |     |   |               |       |                 |

Non-Div I Games: Urbana 99 62

Ball St.

■ Loss, 
 ■ Non-Conf, 
 ■ S Site, 
 ■ H Home 
 ■ A Away 
 N Neutral



Belmont

Through Games Of Feb. 26, 2019

|                   |          |           |                |            |             |               |      |      |       |           |
|-------------------|----------|-----------|----------------|------------|-------------|---------------|------|------|-------|-----------|
| Average RPI Win:  | 213      | WON-LOST  | WINNING        | LAST 10    | STRENGTH OF | OPP. STRENGTH | TEAM | ADJ. | CONF. | ADJ CONF. |
| Average RPI Loss: | 65       | RECORD    | PCT. RANK      | GAMES      | SCHEDULE    | OF SCHEDULE   | RPI  | RPI  | RPI   | RPI       |
| DIV. I ONLY       | 22- 5    | 23        | 1- 0           | 185        | 144         | 61            | 61   | 22   | 22    |           |
| DIV. I NON-CONF.  | 7- 4     | 108       | 0- 0           | 95         | 10          | 49            | 49   | 22   | 22    |           |
| TOTALS            | RPI 1-25 | RPI 26-50 | W-L RECORDS    | RPI 51-100 | RPI 101-150 | RPI 150+      |      |      |       |           |
| 22- 5             | 0- 1     | 0- 2      | OVERALL        | 2- 1       | 3- 0        | 17- 1         |      |      |       |           |
| 11- 2             | 0- 0     | 0- 0      | HOME           | 0- 1       | 2- 0        | 9- 1          |      |      |       |           |
| 11- 3             | 0- 1     | 0- 2      | AWAY           | 2- 0       | 1- 0        | 8- 0          |      |      |       |           |
| 0- 0              | 0- 0     | 0- 0      | NEUTRAL        | 0- 0       | 0- 0        | 0- 0          |      |      |       |           |
| 7- 4              | 0- 1     | 0- 2      | NON-CONFERENCE | 2- 1       | 0- 0        | 5- 0          |      |      |       |           |
| 3- 1              | 0- 0     | 0- 0      | HOME           | 0- 1       | 0- 0        | 3- 0          |      |      |       |           |
| 4- 3              | 0- 1     | 0- 2      | AWAY           | 2- 0       | 0- 0        | 2- 0          |      |      |       |           |
| 0- 0              | 0- 0     | 0- 0      | NEUTRAL        | 0- 0       | 0- 0        | 0- 0          |      |      |       |           |
| 15- 1             | 0- 0     | 0- 0      | CONFERENCE     | 0- 0       | 3- 0        | 12- 1         |      |      |       |           |
| 8- 1              | 0- 0     | 0- 0      | HOME           | 0- 0       | 2- 0        | 6- 1          |      |      |       |           |
| 7- 0              | 0- 0     | 0- 0      | AWAY           | 0- 0       | 1- 0        | 6- 0          |      |      |       |           |
| 0- 0              | 0- 0     | 0- 0      | NEUTRAL        | 0- 0       | 0- 0        | 0- 0          |      |      |       |           |

| RPI 1-25                  |   |                |       | RPI 26-50 |   |                   |        | RPI 51-100 Team's RPI: 61 |   |              |       | RPI 101+ |   |                   |        |
|---------------------------|---|----------------|-------|-----------|---|-------------------|--------|---------------------------|---|--------------|-------|----------|---|-------------------|--------|
| RPI                       | S | Opponent       | Score | RPI       | S | Opponent          | Score  | RPI                       | S | Opponent     | Score | RPI      | S | Opponent          | Score  |
| 8                         | A | NC State       | 62 77 | 41        | A | Clemson           | 62 65  | 62                        | A | Middle Tenn. | 45 38 | 131      | A | Morehead St.      | 77 57  |
|                           |   |                |       | 44        | A | Tennessee         | 76 84  | 63                        | A | Wright St.   | 79 63 | 131      | H | Morehead St.      | 77 50  |
|                           |   |                |       |           |   |                   |        | 80                        | H | Toledo       | 69 78 | 132      | H | UT Martin         | 100 86 |
|                           |   |                |       |           |   |                   |        |                           |   |              |       | 154      | A | Tennessee Tech    | 99 67  |
|                           |   |                |       |           |   |                   |        |                           |   |              |       | 154      | H | Tennessee Tech    | 72 77  |
|                           |   |                |       |           |   |                   |        |                           |   |              |       | 158      | H | Tulsa             | 78 53  |
|                           |   |                |       |           |   |                   |        |                           |   |              |       | 162      | A | Chattanooga       | 67 51  |
|                           |   |                |       |           |   |                   |        |                           |   |              |       | 175      | H | Arkansas St.      | 74 55  |
|                           |   |                |       |           |   |                   |        |                           |   |              |       | 201      | A | Jacksonville St.  | 64 41  |
|                           |   |                |       |           |   |                   |        |                           |   |              |       | 201      | H | Jacksonville St.  | 66 52  |
|                           |   |                |       |           |   |                   |        |                           |   |              |       | 234      | H | Southeast Mo. St. | 91 57  |
|                           |   |                |       |           |   |                   |        |                           |   |              |       | 240      | H | SIUE              | 87 54  |
|                           |   |                |       |           |   |                   |        |                           |   |              |       | 253      | A | Northern Ky.      | 71 53  |
|                           |   |                |       |           |   |                   |        |                           |   |              |       | 260      | A | Austin Peay       | 80 62  |
|                           |   |                |       |           |   |                   |        |                           |   |              |       | 267      | A | Murray St.        | 65 58  |
|                           |   |                |       |           |   |                   |        |                           |   |              |       | 294      | H | Eastern Ill.      | 98 57  |
|                           |   |                |       |           |   |                   |        |                           |   |              |       | 298      | A | Tennessee St.     | 89 65  |
|                           |   |                |       |           |   |                   |        |                           |   |              |       | 298      | H | Tennessee St.     | 80 46  |
|                           |   |                |       |           |   |                   |        |                           |   |              |       | 317      | H | Lipscomb          | 83 43  |
|                           |   |                |       |           |   |                   |        |                           |   |              |       | 327      | A | Eastern Ky.       | 87 52  |
|                           |   |                |       |           |   |                   |        |                           |   |              |       | 327      | H | Eastern Ky.       | 69 43  |
| LAST 12 Division I GAMES: |   |                |       |           |   |                   |        |                           |   |              |       |          |   |                   |        |
| 240                       | H | SIUE           | 87 54 | 132       | H | UT Martin         | 100 86 |                           |   |              |       |          |   |                   |        |
| 294                       | H | Eastern Ill.   | 98 57 | 234       | H | Southeast Mo. St. | 91 57  |                           |   |              |       |          |   |                   |        |
| 154                       | A | Tennessee Tech | 99 67 | 260       | A | Austin Peay       | 80 62  |                           |   |              |       |          |   |                   |        |
| 298                       | A | Tennessee St.  | 89 65 | 267       | A | Murray St.        | 65 58  |                           |   |              |       |          |   |                   |        |
| 131                       | A | Morehead St.   | 77 57 | 298       | H | Tennessee St.     | 80 46  |                           |   |              |       |          |   |                   |        |
| 327                       | A | Eastern Ky.    | 87 52 | 201       | A | Jacksonville St.  | 64 41  |                           |   |              |       |          |   |                   |        |

Non-Div I Games:

Belmont

Loss, Non-Conf, S Site, H Home A Away N Neutral

## Bethune-Cookman

Through Games Of Feb. 26, 2019

|                   |              |            |                |            |             |               |            |           |           |           |
|-------------------|--------------|------------|----------------|------------|-------------|---------------|------------|-----------|-----------|-----------|
| Average RPI Win:  | <b>298</b>   | WON-LOST   | WINNING        | LAST 10    | STRENGTH OF | OPP. STRENGTH | TEAM       | ADJ.      | CONF.     | ADJ CONF. |
| Average RPI Loss: | <b>196</b>   | RECORD     | PCT. RANK      | GAMES      | SCHEDULE    | OF SCHEDULE   | RPI        | RPI       | RPI       | RPI       |
| DIV. I ONLY       | <b>15- 9</b> | <b>108</b> | <b>1- 0</b>    | <b>345</b> | <b>334</b>  | <b>207</b>    | <b>207</b> | <b>32</b> | <b>32</b> |           |
| DIV. I NON-CONF.  | <b>5- 5</b>  | <b>162</b> | <b>0- 0</b>    | <b>319</b> | <b>185</b>  | <b>217</b>    | <b>217</b> | <b>32</b> | <b>32</b> |           |
| TOTALS            | RPI 1-25     | RPI 26-50  | W-L RECORDS    | RPI 51-100 | RPI 101-150 | RPI 150+      |            |           |           |           |
| 15- 9             | 0- 0         | 0- 0       | OVERALL        | 0- 0       | 0- 3        | 15- 6         |            |           |           |           |
| 7- 2              | 0- 0         | 0- 0       | HOME           | 0- 0       | 0- 0        | 7- 2          |            |           |           |           |
| 7- 7              | 0- 0         | 0- 0       | AWAY           | 0- 0       | 0- 3        | 7- 4          |            |           |           |           |
| 1- 0              | 0- 0         | 0- 0       | NEUTRAL        | 0- 0       | 0- 0        | 1- 0          |            |           |           |           |
| 5- 5              | 0- 0         | 0- 0       | NON-CONFERENCE | 0- 0       | 0- 3        | 5- 2          |            |           |           |           |
| 3- 0              | 0- 0         | 0- 0       | HOME           | 0- 0       | 0- 0        | 3- 0          |            |           |           |           |
| 1- 5              | 0- 0         | 0- 0       | AWAY           | 0- 0       | 0- 3        | 1- 2          |            |           |           |           |
| 1- 0              | 0- 0         | 0- 0       | NEUTRAL        | 0- 0       | 0- 0        | 1- 0          |            |           |           |           |
| 10- 4             | 0- 0         | 0- 0       | CONFERENCE     | 0- 0       | 0- 0        | 10- 4         |            |           |           |           |
| 4- 2              | 0- 0         | 0- 0       | HOME           | 0- 0       | 0- 0        | 4- 2          |            |           |           |           |
| 6- 2              | 0- 0         | 0- 0       | AWAY           | 0- 0       | 0- 0        | 6- 2          |            |           |           |           |
| 0- 0              | 0- 0         | 0- 0       | NEUTRAL        | 0- 0       | 0- 0        | 0- 0          |            |           |           |           |

| RPI 1-25                  |   |                    | RPI 26-50    |     |   | RPI 51-100   |              |     | RPI 101+ Team's RPI: 207 |                    |              |
|---------------------------|---|--------------------|--------------|-----|---|--------------|--------------|-----|--------------------------|--------------------|--------------|
| RPI                       | S | Opponent           | Score        | RPI | S | Opponent     | Score        | RPI | S                        | Opponent           | Score        |
|                           |   |                    |              |     |   |              |              | 118 | A                        | Charlotte          | 69 <b>73</b> |
|                           |   |                    |              |     |   |              |              | 133 | A                        | South Fla.         | 39 <b>88</b> |
|                           |   |                    |              |     |   |              |              | 134 | A                        | Georgia St.        | 57 <b>62</b> |
|                           |   |                    |              |     |   |              |              | 192 | H                        | N.C. A&T           | 48 <b>72</b> |
|                           |   |                    |              |     |   |              |              | 193 | H                        | UMES               | 52 <b>64</b> |
|                           |   |                    |              |     |   |              |              | 217 | H                        | Liberty            | 81 76        |
|                           |   |                    |              |     |   |              |              | 220 | A                        | Florida            | 53 <b>64</b> |
|                           |   |                    |              |     |   |              |              | 224 | A                        | Howard             | 40 <b>61</b> |
|                           |   |                    |              |     |   |              |              | 224 | H                        | Howard             | 76 63        |
|                           |   |                    |              |     |   |              |              | 228 | A                        | Jacksonville       | 58 56        |
|                           |   |                    |              |     |   |              |              | 264 | A                        | Norfolk St.        | 50 <b>57</b> |
|                           |   |                    |              |     |   |              |              | 264 | H                        | Norfolk St.        | 65 58        |
|                           |   |                    |              |     |   |              |              | 268 | H                        | North Florida      | 76 60        |
|                           |   |                    |              |     |   |              |              | 284 | A                        | Ga. Southern       | 76 <b>77</b> |
|                           |   |                    |              |     |   |              |              | 297 | N                        | Kennesaw St.       | 64 61        |
|                           |   |                    |              |     |   |              |              | 301 | A                        | South Carolina St. | 69 64        |
|                           |   |                    |              |     |   |              |              | 307 | A                        | Morgan St.         | 73 69        |
|                           |   |                    |              |     |   |              |              | 315 | H                        | FIU                | 68 57        |
|                           |   |                    |              |     |   |              |              | 328 | A                        | Coppin St.         | 71 65        |
|                           |   |                    |              |     |   |              |              | 338 | A                        | N.C. Central       | 67 50        |
|                           |   |                    |              |     |   |              |              | 338 | H                        | N.C. Central       | 72 54        |
|                           |   |                    |              |     |   |              |              | 343 | H                        | Delaware St.       | 67 55        |
|                           |   |                    |              |     |   |              |              | 347 | A                        | Florida A&M        | 52 50        |
|                           |   |                    |              |     |   |              |              | 349 | A                        | Savannah St.       | 68 47        |
| LAST 12 Division I GAMES: |   |                    |              |     |   |              |              |     |                          |                    |              |
| 347                       | A | Florida A&M        | 52 50        | 338 | H | N.C. Central | 72 54        |     |                          |                    |              |
| 349                       | A | Savannah St.       | 68 47        | 328 | A | Coppin St.   | 71 65        |     |                          |                    |              |
| 301                       | A | South Carolina St. | 69 64        | 307 | A | Morgan St.   | 73 69        |     |                          |                    |              |
| 224                       | H | Howard             | 76 63        | 193 | H | UMES         | 52 <b>64</b> |     |                          |                    |              |
| 264                       | H | Norfolk St.        | 65 58        | 343 | H | Delaware St. | 67 55        |     |                          |                    |              |
| 192                       | H | N.C. A&T           | 48 <b>72</b> | 264 | A | Norfolk St.  | 50 <b>57</b> |     |                          |                    |              |

Non-Div I Games: Flagler 74 59 Edward Waters 73 46

Bethune-Cookman

■ Loss, 
 ■ Non-Conf, S Site, 
 ■ Home 
 ■ Away 
 N Neutral



Binghamton

Through Games Of Feb. 26, 2019

|                   |          |           |                |            |             |               |      |      |       |           |
|-------------------|----------|-----------|----------------|------------|-------------|---------------|------|------|-------|-----------|
| Average RPI Win:  | 282      | WON-LOST  | WINNING        | LAST 10    | STRENGTH OF | OPP. STRENGTH | TEAM | ADJ. | CONF. | ADJ CONF. |
| Average RPI Loss: | 173      | RECORD    | PCT. RANK      | GAMES      | SCHEDULE    | OF SCHEDULE   | RPI  | RPI  | RPI   | RPI       |
| DIV. I ONLY       | 10- 15   | 230       | 1- 0           | 223        | 271         | 248           | 248  | 23   | 23    |           |
| DIV. I NON-CONF.  | 3- 8     | 267       | 0- 0           | 107        | 224         | 249           | 249  | 25   | 25    |           |
| TOTALS            | RPI 1-25 | RPI 26-50 | W-L RECORDS    | RPI 51-100 | RPI 101-150 | RPI 150+      |      |      |       |           |
| 10- 15            | 0- 2     | 0- 1      | OVERALL        | 0- 1       | 1- 1        | 9- 10         |      |      |       |           |
| 6- 6              | 0- 0     | 0- 0      | HOME           | 0- 0       | 1- 1        | 5- 5          |      |      |       |           |
| 4- 9              | 0- 2     | 0- 1      | AWAY           | 0- 1       | 0- 0        | 4- 5          |      |      |       |           |
| 0- 0              | 0- 0     | 0- 0      | NEUTRAL        | 0- 0       | 0- 0        | 0- 0          |      |      |       |           |
| 3- 8              | 0- 2     | 0- 1      | NON-CONFERENCE | 0- 0       | 0- 1        | 3- 4          |      |      |       |           |
| 3- 2              | 0- 0     | 0- 0      | HOME           | 0- 0       | 0- 1        | 3- 1          |      |      |       |           |
| 0- 6              | 0- 2     | 0- 1      | AWAY           | 0- 0       | 0- 0        | 0- 3          |      |      |       |           |
| 0- 0              | 0- 0     | 0- 0      | NEUTRAL        | 0- 0       | 0- 0        | 0- 0          |      |      |       |           |
| 7- 7              | 0- 0     | 0- 0      | CONFERENCE     | 0- 1       | 1- 0        | 6- 6          |      |      |       |           |
| 3- 4              | 0- 0     | 0- 0      | HOME           | 0- 0       | 1- 0        | 2- 4          |      |      |       |           |
| 4- 3              | 0- 0     | 0- 0      | AWAY           | 0- 1       | 0- 0        | 4- 2          |      |      |       |           |
| 0- 0              | 0- 0     | 0- 0      | NEUTRAL        | 0- 0       | 0- 0        | 0- 0          |      |      |       |           |

| RPI 1-25                  |   |               |        | RPI 26-50 |   |              |       | RPI 51-100 |   |          |       | RPI 101+ Team's RPI: 248 |   |                     |       |
|---------------------------|---|---------------|--------|-----------|---|--------------|-------|------------|---|----------|-------|--------------------------|---|---------------------|-------|
| RPI                       | S | Opponent      | Score  | RPI       | S | Opponent     | Score | RPI        | S | Opponent | Score | RPI                      | S | Opponent            | Score |
| 1                         | A | Notre Dame    | 53 103 | 32        | A | Ohio         | 49 86 | 58         | A | Maine    | 66 95 | 113                      | H | Hartford            | 73 62 |
| 10                        | A | Marquette     | 40 93  |           |   |              |       |            |   |          |       | 139                      | H | Lehigh              | 55 65 |
|                           |   |               |        |           |   |              |       |            |   |          |       | 152                      | A | Stony Brook         | 53 68 |
|                           |   |               |        |           |   |              |       |            |   |          |       | 152                      | H | Stony Brook         | 56 65 |
|                           |   |               |        |           |   |              |       |            |   |          |       | 179                      | H | Rider               | 57 62 |
|                           |   |               |        |           |   |              |       |            |   |          |       | 203                      | A | Dartmouth           | 39 63 |
|                           |   |               |        |           |   |              |       |            |   |          |       | 222                      | H | Cornell             | 72 61 |
|                           |   |               |        |           |   |              |       |            |   |          |       | 250                      | A | Albany (NY)         | 56 61 |
|                           |   |               |        |           |   |              |       |            |   |          |       | 250                      | H | Albany (NY)         | 62 71 |
|                           |   |               |        |           |   |              |       |            |   |          |       | 261                      | A | Niagara             | 72 79 |
|                           |   |               |        |           |   |              |       |            |   |          |       | 273                      | H | Army West Point     | 60 47 |
|                           |   |               |        |           |   |              |       |            |   |          |       | 280                      | A | Vermont             | 59 50 |
|                           |   |               |        |           |   |              |       |            |   |          |       | 280                      | H | Vermont             | 57 58 |
|                           |   |               |        |           |   |              |       |            |   |          |       | 308                      | A | New Hampshire       | 71 62 |
|                           |   |               |        |           |   |              |       |            |   |          |       | 308                      | H | New Hampshire       | 53 54 |
|                           |   |               |        |           |   |              |       |            |   |          |       | 312                      | A | UMBC                | 58 46 |
|                           |   |               |        |           |   |              |       |            |   |          |       | 312                      | H | UMBC                | 67 45 |
|                           |   |               |        |           |   |              |       |            |   |          |       | 324                      | A | UMass Lowell        | 70 50 |
|                           |   |               |        |           |   |              |       |            |   |          |       | 324                      | H | UMass Lowell        | 58 53 |
|                           |   |               |        |           |   |              |       |            |   |          |       | 326                      | A | Lafayette           | 50 59 |
|                           |   |               |        |           |   |              |       |            |   |          |       | 348                      | H | Fairleigh Dickinson | 73 54 |
| LAST 12 Division I GAMES: |   |               |        |           |   |              |       |            |   |          |       |                          |   |                     |       |
| 280                       | A | Vermont       | 59 50  | 113       | H | Hartford     | 73 62 |            |   |          |       |                          |   |                     |       |
| 324                       | H | UMass Lowell  | 58 53  | 58        | A | Maine        | 66 95 |            |   |          |       |                          |   |                     |       |
| 312                       | A | UMBC          | 58 46  | 324       | A | UMass Lowell | 70 50 |            |   |          |       |                          |   |                     |       |
| 308                       | H | New Hampshire | 53 54  | 280       | H | Vermont      | 57 58 |            |   |          |       |                          |   |                     |       |
| 152                       | A | Stony Brook   | 53 68  | 312       | H | UMBC         | 67 45 |            |   |          |       |                          |   |                     |       |
| 250                       | H | Albany (NY)   | 62 71  | 152       | H | Stony Brook  | 56 65 |            |   |          |       |                          |   |                     |       |

Non-Div I Games: Charleston (WV) 69 62 Caldwell 73 54

Binghamton

Loss, Non-Conf, S Site, H Home A Away N Neutral

| Average RPI Win:  | 196      | WON-LOST  | WINNING        | LAST 10    | STRENGTH OF | OPP. STRENGTH | TEAM | ADJ. | CONF. | ADJ CONF. |
|-------------------|----------|-----------|----------------|------------|-------------|---------------|------|------|-------|-----------|
| Average RPI Loss: | 96       | RECORD    | PCT. RANK      | GAMES      | SCHEDULE    | OF SCHEDULE   | RPI  | RPI  | RPI   | RPI       |
| DIV. I ONLY       | 19- 4    | 18        | 1- 0           | 211        | 100         | 57            | 57   | 15   | 15    |           |
| DIV. I NON-CONF.  | 7- 2     | 58        | 1- 0           | 165        | 22          | 62            | 62   | 13   | 13    |           |
| TOTALS            | RPI 1-25 | RPI 26-50 | W-L RECORDS    | RPI 51-100 | RPI 101-150 | RPI 150+      |      |      |       |           |
| 19- 4             | 0- 1     | 1- 1      | OVERALL        | 2- 0       | 3- 1        | 13- 1         |      |      |       |           |
| 10- 1             | 0- 1     | 1- 0      | HOME           | 0- 0       | 2- 0        | 7- 0          |      |      |       |           |
| 6- 3              | 0- 0     | 0- 1      | AWAY           | 0- 0       | 1- 1        | 5- 1          |      |      |       |           |
| 3- 0              | 0- 0     | 0- 0      | NEUTRAL        | 2- 0       | 0- 0        | 1- 0          |      |      |       |           |
| 7- 2              | 0- 1     | 0- 0      | NON-CONFERENCE | 2- 0       | 1- 1        | 4- 0          |      |      |       |           |
| 3- 1              | 0- 1     | 0- 0      | HOME           | 0- 0       | 1- 0        | 2- 0          |      |      |       |           |
| 1- 1              | 0- 0     | 0- 0      | AWAY           | 0- 0       | 0- 1        | 1- 0          |      |      |       |           |
| 3- 0              | 0- 0     | 0- 0      | NEUTRAL        | 2- 0       | 0- 0        | 1- 0          |      |      |       |           |
| 12- 2             | 0- 0     | 1- 1      | CONFERENCE     | 0- 0       | 2- 0        | 9- 1          |      |      |       |           |
| 7- 0              | 0- 0     | 1- 0      | HOME           | 0- 0       | 1- 0        | 5- 0          |      |      |       |           |
| 5- 2              | 0- 0     | 0- 1      | AWAY           | 0- 0       | 1- 0        | 4- 1          |      |      |       |           |
| 0- 0              | 0- 0     | 0- 0      | NEUTRAL        | 0- 0       | 0- 0        | 0- 0          |      |      |       |           |

| RPI                       | S | Opponent      | Score | RPI | S | Opponent     | Score | RPI | S | Opponent | Score | RPI | S | Opponent           | Score |
|---------------------------|---|---------------|-------|-----|---|--------------|-------|-----|---|----------|-------|-----|---|--------------------|-------|
| 3                         | H | Louisville    | 55 74 | 45  | A | Wyoming      | 52 64 | 89  | N | Idaho    | 91 85 | 111 | A | Fresno St.         | 72 60 |
|                           |   |               |       | 45  | H | Wyoming      | 72 64 | 90  | N | UNI      | 61 60 | 111 | H | Fresno St.         | 83 76 |
|                           |   |               |       |     |   |              |       |     |   |          |       | 146 | A | Washington St.     | 71 95 |
|                           |   |               |       |     |   |              |       |     |   |          |       | 150 | H | CSUN               | 74 63 |
|                           |   |               |       |     |   |              |       |     |   |          |       | 157 | A | Washington         | 73 69 |
|                           |   |               |       |     |   |              |       |     |   |          |       | 187 | H | Eastern Wash.      | 67 55 |
|                           |   |               |       |     |   |              |       |     |   |          |       | 189 | A | Utah St.           | 68 81 |
|                           |   |               |       |     |   |              |       |     |   |          |       | 199 | A | UNLV               | 64 57 |
|                           |   |               |       |     |   |              |       |     |   |          |       | 219 | A | Nevada             | 75 74 |
|                           |   |               |       |     |   |              |       |     |   |          |       | 219 | H | Nevada             | 80 65 |
|                           |   |               |       |     |   |              |       |     |   |          |       | 226 | A | San Diego St.      | 69 66 |
|                           |   |               |       |     |   |              |       |     |   |          |       | 226 | H | San Diego St.      | 91 67 |
|                           |   |               |       |     |   |              |       |     |   |          |       | 229 | N | Saint Francis (PA) | 78 64 |
|                           |   |               |       |     |   |              |       |     |   |          |       | 276 | H | Colorado St.       | 70 57 |
|                           |   |               |       |     |   |              |       |     |   |          |       | 285 | H | Southern Utah      | 88 53 |
|                           |   |               |       |     |   |              |       |     |   |          |       | 291 | H | Air Force          | 79 48 |
|                           |   |               |       |     |   |              |       |     |   |          |       | 309 | A | San Jose St.       | 83 69 |
|                           |   |               |       |     |   |              |       |     |   |          |       | 309 | H | San Jose St.       | 99 68 |
| LAST 12 Division I GAMES: |   |               |       |     |   |              |       |     |   |          |       |     |   |                    |       |
| 157                       | A | Washington    | 73 69 | 219 | H | Nevada       | 80 65 |     |   |          |       |     |   |                    |       |
| 189                       | A | Utah St.      | 68 81 | 276 | H | Colorado St. | 70 57 |     |   |          |       |     |   |                    |       |
| 226                       | H | San Diego St. | 91 67 | 45  | A | Wyoming      | 52 64 |     |   |          |       |     |   |                    |       |
| 111                       | H | Fresno St.    | 83 76 | 291 | H | Air Force    | 79 48 |     |   |          |       |     |   |                    |       |
| 309                       | A | San Jose St.  | 83 69 | 111 | A | Fresno St.   | 72 60 |     |   |          |       |     |   |                    |       |
| 199                       | A | UNLV          | 64 57 | 219 | A | Nevada       | 75 74 |     |   |          |       |     |   |                    |       |

Non-Div I Games: Southern Ore. 91 46 Northwest Chrst. 93 26

Boise St.

■ Loss, 
■ Non-Conf, S Site, 
■ Home 
■ Away 
N Neutral

|                   |          |           |                |            |             |               |      |      |       |           |
|-------------------|----------|-----------|----------------|------------|-------------|---------------|------|------|-------|-----------|
| Average RPI Win:  | 200      | WON-LOST  | WINNING        | LAST 10    | STRENGTH OF | OPP. STRENGTH | TEAM | ADJ. | CONF. | ADJ CONF. |
| Average RPI Loss: | 39       | RECORD    | PCT. RANK      | GAMES      | SCHEDULE    | OF SCHEDULE   | RPI  | RPI  | RPI   | RPI       |
| DIV. I ONLY       | 14- 14   | 170       | 1- 0           | 52         | 42          | 115           | 115  | 1    | 1     |           |
| DIV. I NON-CONF.  | 11- 2    | 32        | 1- 0           | 225        | 305         | 101           | 101  | 1    | 1     |           |
| TOTALS            | RPI 1-25 | RPI 26-50 | W-L RECORDS    | RPI 51-100 | RPI 101-150 | RPI 150+      |      |      |       |           |
| 14- 14            | 0- 7     | 0- 3      | OVERALL        | 2- 2       | 2- 2        | 10- 0         |      |      |       |           |
| 8- 8              | 0- 3     | 0- 2      | HOME           | 1- 1       | 0- 2        | 7- 0          |      |      |       |           |
| 4- 6              | 0- 4     | 0- 1      | AWAY           | 1- 1       | 2- 0        | 1- 0          |      |      |       |           |
| 2- 0              | 0- 0     | 0- 0      | NEUTRAL        | 0- 0       | 0- 0        | 2- 0          |      |      |       |           |
| 11- 2             | 0- 0     | 0- 0      | NON-CONFERENCE | 1- 0       | 0- 2        | 10- 0         |      |      |       |           |
| 7- 2              | 0- 0     | 0- 0      | HOME           | 0- 0       | 0- 2        | 7- 0          |      |      |       |           |
| 2- 0              | 0- 0     | 0- 0      | AWAY           | 1- 0       | 0- 0        | 1- 0          |      |      |       |           |
| 2- 0              | 0- 0     | 0- 0      | NEUTRAL        | 0- 0       | 0- 0        | 2- 0          |      |      |       |           |
| 3- 12             | 0- 7     | 0- 3      | CONFERENCE     | 1- 2       | 2- 0        | 0- 0          |      |      |       |           |
| 1- 6              | 0- 3     | 0- 2      | HOME           | 1- 1       | 0- 0        | 0- 0          |      |      |       |           |
| 2- 6              | 0- 4     | 0- 1      | AWAY           | 0- 1       | 2- 0        | 0- 0          |      |      |       |           |
| 0- 0              | 0- 0     | 0- 0      | NEUTRAL        | 0- 0       | 0- 0        | 0- 0          |      |      |       |           |

| RPI 1-25                  |   |                |        | RPI 26-50 |   |                |       | RPI 51-100 |   |               |       | RPI 101+ Team's RPI: 115 |   |                 |        |
|---------------------------|---|----------------|--------|-----------|---|----------------|-------|------------|---|---------------|-------|--------------------------|---|-----------------|--------|
| RPI                       | S | Opponent       | Score  | RPI       | S | Opponent       | Score | RPI        | S | Opponent      | Score | RPI                      | S | Opponent        | Score  |
| 1                         | A | Notre Dame     | 63 92  | 31        | A | North Carolina | 78 93 | 60         | H | Virginia Tech | 86 95 | 106                      | H | Minnesota       | 69 77  |
| 1                         | H | Notre Dame     | 47 97  | 40        | H | Georgia Tech   | 76 81 | 84         | H | Duke          | 92 90 | 112                      | H | Providence      | 57 61  |
| 3                         | A | Louisville     | 51 87  | 41        | H | Clemson        | 58 91 | 91         | A | Houston       | 64 57 | 124                      | A | Pittsburgh      | 59 55  |
| 8                         | H | NC State       | 69 85  |           |   |                |       | 98         | A | Virginia      | 77 79 | 128                      | A | Wake Forest     | 65 64  |
| 12                        | A | Syracuse       | 69 96  |           |   |                |       |            |   |               |       | 155                      | H | Boston U.       | 78 51  |
| 18                        | A | Miami (FL)     | 73 76  |           |   |                |       |            |   |               |       | 179                      | N | Rider           | 112 61 |
| 20                        | H | Florida St.    | 71 91  |           |   |                |       |            |   |               |       | 184                      | H | Holy Cross      | 89 63  |
|                           |   |                |        |           |   |                |       |            |   |               |       | 203                      | H | Dartmouth       | 99 68  |
|                           |   |                |        |           |   |                |       |            |   |               |       | 214                      | H | Campbell        | 76 56  |
|                           |   |                |        |           |   |                |       |            |   |               |       | 236                      | H | Columbia        | 74 60  |
|                           |   |                |        |           |   |                |       |            |   |               |       | 263                      | A | Rhode Island    | 88 64  |
|                           |   |                |        |           |   |                |       |            |   |               |       | 296                      | N | Loyola Maryland | 73 47  |
|                           |   |                |        |           |   |                |       |            |   |               |       | 299                      | H | Bryant          | 83 46  |
|                           |   |                |        |           |   |                |       |            |   |               |       | 340                      | H | Saint Peter's   | 89 57  |
| LAST 12 Division I GAMES: |   |                |        |           |   |                |       |            |   |               |       |                          |   |                 |        |
| 179                       | N | Rider          | 112 61 | 98        | A | Virginia       | 77 79 | 60         | H | Virginia Tech | 86 95 | 84                       | H | Duke            | 92 90  |
| 3                         | A | Louisville     | 51 87  | 40        | H | Georgia Tech   | 76 81 | 18         | A | Miami (FL)    | 73 76 | 1                        | A | Notre Dame      | 63 92  |
| 31                        | A | North Carolina | 78 93  | 41        | H | Clemson        | 58 91 | 1          | A | Notre Dame    | 63 92 | 20                       | H | Florida St.     | 71 91  |
| 41                        | H | Clemson        | 58 91  | 1         | H | Notre Dame     | 47 97 |            |   |               |       |                          |   |                 |        |
| 12                        | A | Syracuse       | 69 96  |           |   |                |       |            |   |               |       |                          |   |                 |        |

Non-Div I Games:

Boston College

■ Loss, 
 ■ Non-Conf, S Site, 
 ■ Home 
 ■ Away 
 N Neutral

|                              |               |            |                |             |               |            |            |           |           |
|------------------------------|---------------|------------|----------------|-------------|---------------|------------|------------|-----------|-----------|
| Average RPI Win: <b>230</b>  | WON-LOST      | WINNING    | LAST 10        | STRENGTH OF | OPP. STRENGTH | TEAM       | ADJ.       | CONF.     | ADJ CONF. |
| Average RPI Loss: <b>142</b> | RECORD        | PCT. RANK  | GAMES          | SCHEDULE    | OF SCHEDULE   | RPI        | RPI        | RPI       | RPI       |
| DIV. I ONLY                  | <b>13- 12</b> | <b>160</b> | <b>1- 0</b>    | <b>144</b>  | <b>232</b>    | <b>155</b> | <b>155</b> | <b>18</b> | <b>18</b> |
| DIV. I NON-CONF.             | <b>4- 6</b>   | <b>212</b> | <b>0- 0</b>    | <b>235</b>  | <b>212</b>    | <b>237</b> | <b>237</b> | <b>21</b> | <b>21</b> |
| TOTALS                       | RPI 1-25      | RPI 26-50  | W-L RECORDS    | RPI 51-100  | RPI 101-150   | RPI 150+   |            |           |           |
| 13- 12                       | 0- 0          | 0- 0       | OVERALL        | 1- 4        | 3- 3          | 9- 5       |            |           |           |
| 7- 4                         | 0- 0          | 0- 0       | HOME           | 0- 2        | 2- 0          | 5- 2       |            |           |           |
| 6- 8                         | 0- 0          | 0- 0       | AWAY           | 1- 2        | 1- 3          | 4- 3       |            |           |           |
| 0- 0                         | 0- 0          | 0- 0       | NEUTRAL        | 0- 0        | 0- 0          | 0- 0       |            |           |           |
| 4- 6                         | 0- 0          | 0- 0       | NON-CONFERENCE | 0- 1        | 1- 3          | 3- 2       |            |           |           |
| 4- 0                         | 0- 0          | 0- 0       | HOME           | 0- 0        | 1- 0          | 3- 0       |            |           |           |
| 0- 6                         | 0- 0          | 0- 0       | AWAY           | 0- 1        | 0- 3          | 0- 2       |            |           |           |
| 0- 0                         | 0- 0          | 0- 0       | NEUTRAL        | 0- 0        | 0- 0          | 0- 0       |            |           |           |
| 9- 6                         | 0- 0          | 0- 0       | CONFERENCE     | 1- 3        | 2- 0          | 6- 3       |            |           |           |
| 3- 4                         | 0- 0          | 0- 0       | HOME           | 0- 2        | 1- 0          | 2- 2       |            |           |           |
| 6- 2                         | 0- 0          | 0- 0       | AWAY           | 1- 1        | 1- 0          | 4- 1       |            |           |           |
| 0- 0                         | 0- 0          | 0- 0       | NEUTRAL        | 0- 0        | 0- 0          | 0- 0       |            |           |           |

| RPI S                     | Opponent     | Score | RPI S | Opponent     | Score | RPI S | Opponent   | Score | RPI S | Opponent          | Score | Team's RPI: 155 |
|---------------------------|--------------|-------|-------|--------------|-------|-------|------------|-------|-------|-------------------|-------|-----------------|
|                           |              |       |       |              |       | 53    | A Bucknell | 70 62 | 114   | A Northeastern    | 51    | 81              |
|                           |              |       |       |              |       | 53    | H Bucknell | 58 62 | 115   | A Boston College  | 51    | 78              |
|                           |              |       |       |              |       | 78    | A American | 48 50 | 136   | A Marist          | 57    | 68              |
|                           |              |       |       |              |       | 78    | H American | 51 64 | 139   | A Lehigh          | 52    | 48              |
|                           |              |       |       |              |       | 81    | A Harvard  | 47 67 | 139   | H Lehigh          | 58    | 45              |
|                           |              |       |       |              |       |       |            |       | 149   | H Delaware        | 72    | 61              |
|                           |              |       |       |              |       |       |            |       | 184   | A Holy Cross      | 69    | 75              |
|                           |              |       |       |              |       |       |            |       | 184   | H Holy Cross      | 61    | 64              |
|                           |              |       |       |              |       |       |            |       | 203   | A Dartmouth       | 44    | 64              |
|                           |              |       |       |              |       |       |            |       | 227   | A Massachusetts   | 55    | 66              |
|                           |              |       |       |              |       |       |            |       | 239   | A Navy            | 49    | 35              |
|                           |              |       |       |              |       |       |            |       | 239   | H Navy            | 66    | 55              |
|                           |              |       |       |              |       |       |            |       | 255   | A Colgate         | 61    | 53              |
|                           |              |       |       |              |       |       |            |       | 255   | H Colgate         | 72    | 81              |
|                           |              |       |       |              |       |       |            |       | 272   | H Brown           | 72    | 51              |
|                           |              |       |       |              |       |       |            |       | 273   | H Army West Point | 63    | 51              |
|                           |              |       |       |              |       |       |            |       | 296   | A Loyola Maryland | 64    | 62              |
|                           |              |       |       |              |       |       |            |       | 299   | H Bryant          | 67    | 65              |
|                           |              |       |       |              |       |       |            |       | 308   | H New Hampshire   | 60    | 39              |
|                           |              |       |       |              |       |       |            |       | 326   | A Lafayette       | 47    | 44              |
| LAST 12 Division I GAMES: |              |       |       |              |       |       |            |       |       |                   |       |                 |
| 239                       | H Navy       | 66 55 | 326   | A Lafayette  | 47 44 |       |            |       |       |                   |       |                 |
| 78                        | A American   | 48 50 | 239   | A Navy       | 49 35 |       |            |       |       |                   |       |                 |
| 184                       | H Holy Cross | 61 64 | 78    | H American   | 51 64 |       |            |       |       |                   |       |                 |
| 255                       | A Colgate    | 61 53 | 184   | A Holy Cross | 69 75 |       |            |       |       |                   |       |                 |
| 139                       | A Lehigh     | 52 48 | 255   | H Colgate    | 72 81 |       |            |       |       |                   |       |                 |
| 53                        | H Bucknell   | 58 62 | 139   | H Lehigh     | 58 45 |       |            |       |       |                   |       |                 |

Non-Div I Games:

Boston U.

■ Loss, 
 ■ Non-Conf, 
 ■ S Site, 
 ■ H Home 
 ■ A Away 
 N Neutral

## Bowling Green

Through Games Of Feb. 26, 2019

|                   |          |           |                |            |             |               |      |      |       |           |
|-------------------|----------|-----------|----------------|------------|-------------|---------------|------|------|-------|-----------|
| Average RPI Win:  | 231      | WON-LOST  | WINNING        | LAST 10    | STRENGTH OF | OPP. STRENGTH | TEAM | ADJ. | CONF. | ADJ CONF. |
| Average RPI Loss: | 115      | RECORD    | PCT. RANK      | GAMES      | SCHEDULE    | OF SCHEDULE   | RPI  | RPI  | RPI   | RPI       |
| DIV. I ONLY       | 7- 17    | 279       | 0- 1           | 77         | 166         | 218           | 218  | 7    | 7     |           |
| DIV. I NON-CONF.  | 6- 4     | 125       | 0- 0           | 217        | 329         | 151           | 151  | 9    | 9     |           |
| TOTALS            | RPI 1-25 | RPI 26-50 | W-L RECORDS    | RPI 51-100 | RPI 101-150 | RPI 150+      |      |      |       |           |
| 7- 17             | 0- 1     | 1- 4      | OVERALL        | 0- 5       | 0- 1        | 6- 6          |      |      |       |           |
| 5- 6              | 0- 1     | 1- 2      | HOME           | 0- 2       | 0- 0        | 4- 1          |      |      |       |           |
| 2- 10             | 0- 0     | 0- 2      | AWAY           | 0- 3       | 0- 1        | 2- 4          |      |      |       |           |
| 0- 1              | 0- 0     | 0- 0      | NEUTRAL        | 0- 0       | 0- 0        | 0- 1          |      |      |       |           |
| 6- 4              | 0- 0     | 0- 1      | NON-CONFERENCE | 0- 0       | 0- 0        | 6- 3          |      |      |       |           |
| 4- 0              | 0- 0     | 0- 0      | HOME           | 0- 0       | 0- 0        | 4- 0          |      |      |       |           |
| 2- 3              | 0- 0     | 0- 1      | AWAY           | 0- 0       | 0- 0        | 2- 2          |      |      |       |           |
| 0- 1              | 0- 0     | 0- 0      | NEUTRAL        | 0- 0       | 0- 0        | 0- 1          |      |      |       |           |
| 1- 13             | 0- 1     | 1- 3      | CONFERENCE     | 0- 5       | 0- 1        | 0- 3          |      |      |       |           |
| 1- 6              | 0- 1     | 1- 2      | HOME           | 0- 2       | 0- 0        | 0- 1          |      |      |       |           |
| 0- 7              | 0- 0     | 0- 1      | AWAY           | 0- 3       | 0- 1        | 0- 2          |      |      |       |           |
| 0- 0              | 0- 0     | 0- 0      | NEUTRAL        | 0- 0       | 0- 0        | 0- 0          |      |      |       |           |

| RPI 1-25                  |   |               |       | RPI 26-50 |   |               |       | RPI 51-100 |   |               |       | RPI 101+ Team's RPI: 218 |   |                |       |
|---------------------------|---|---------------|-------|-----------|---|---------------|-------|------------|---|---------------|-------|--------------------------|---|----------------|-------|
| RPI                       | S | Opponent      | Score | RPI       | S | Opponent      | Score | RPI        | S | Opponent      | Score | RPI                      | S | Opponent       | Score |
| 23                        | H | Central Mich. | 54 92 | 32        | H | Ohio          | 79 82 | 80         | A | Toledo        | 56 76 | 148                      | A | Akron          | 71 74 |
|                           |   |               |       | 39        | A | Michigan St.  | 69 99 | 80         | H | Toledo        | 65 79 | 153                      | N | Mercer         | 63 76 |
|                           |   |               |       | 42        | A | Miami (OH)    | 62 75 | 85         | A | Kent St.      | 73 77 | 163                      | A | Coastal Caro.  | 80 81 |
|                           |   |               |       | 42        | H | Miami (OH)    | 75 82 | 99         | A | Northern Ill. | 47 88 | 185                      | A | Xavier         | 49 65 |
|                           |   |               |       | 43        | H | Buffalo       | 78 72 | 99         | H | Northern Ill. | 52 66 | 198                      | H | Robert Morris  | 61 60 |
|                           |   |               |       |           |   |               |       |            |   |               |       | 202                      | H | Marshall       | 99 76 |
|                           |   |               |       |           |   |               |       |            |   |               |       | 204                      | A | Eastern Mich.  | 74 81 |
|                           |   |               |       |           |   |               |       |            |   |               |       | 212                      | A | Ball St.       | 70 77 |
|                           |   |               |       |           |   |               |       |            |   |               |       | 243                      | H | Loyola Chicago | 88 74 |
|                           |   |               |       |           |   |               |       |            |   |               |       | 269                      | H | Western Mich.  | 82 84 |
|                           |   |               |       |           |   |               |       |            |   |               |       | 281                      | A | Canisius       | 74 53 |
|                           |   |               |       |           |   |               |       |            |   |               |       | 314                      | A | Valparaiso     | 79 72 |
|                           |   |               |       |           |   |               |       |            |   |               |       | 333                      | H | Detroit Mercy  | 79 73 |
| LAST 12 Division I GAMES: |   |               |       |           |   |               |       |            |   |               |       |                          |   |                |       |
|                           |   |               |       | 42        | A | Miami (OH)    | 62 75 | 23         | H | Central Mich. | 54 92 |                          |   |                |       |
|                           |   |               |       | 85        | A | Kent St.      | 73 77 | 32         | H | Ohio          | 79 82 |                          |   |                |       |
|                           |   |               |       | 43        | H | Buffalo       | 78 72 | 204        | A | Eastern Mich. | 74 81 |                          |   |                |       |
|                           |   |               |       | 42        | H | Miami (OH)    | 75 82 | 80         | H | Toledo        | 65 79 |                          |   |                |       |
|                           |   |               |       | 99        | A | Northern Ill. | 47 88 | 99         | H | Northern Ill. | 52 66 |                          |   |                |       |
|                           |   |               |       | 80        | A | Toledo        | 56 76 | 148        | A | Akron         | 71 74 |                          |   |                |       |

Non-Div I Games: Davis &amp; Elkins 63 28

Bowling Green

■ Loss, 
 ■ Non-Conf, 
 ■ S Site, 
 ■ H Home 
 ■ A Away 
 N Neutral

## Bradley

Through Games Of Feb. 26, 2019

|                   |          |           |                |            |             |               |      |      |       |           |
|-------------------|----------|-----------|----------------|------------|-------------|---------------|------|------|-------|-----------|
| Average RPI Win:  | 249      | WON-LOST  | WINNING        | LAST 10    | STRENGTH OF | OPP. STRENGTH | TEAM | ADJ. | CONF. | ADJ CONF. |
| Average RPI Loss: | 113      | RECORD    | PCT. RANK      | GAMES      | SCHEDULE    | OF SCHEDULE   | RPI  | RPI  | RPI   | RPI       |
| DIV. I ONLY       | 17- 7    | 62        | 1- 0           | 315        | 183         | 156           | 156  | 13   | 13    |           |
| DIV. I NON-CONF.  | 9- 1     | 29        | 1- 0           | 348        | 263         | 153           | 153  | 15   | 15    |           |
| TOTALS            | RPI 1-25 | RPI 26-50 | W-L RECORDS    | RPI 51-100 | RPI 101-150 | RPI 150+      |      |      |       |           |
| 17- 7             | 0- 1     | 0- 0      | OVERALL        | 0- 4       | 1- 0        | 16- 2         |      |      |       |           |
| 9- 3              | 0- 1     | 0- 0      | HOME           | 0- 2       | 0- 0        | 9- 0          |      |      |       |           |
| 7- 4              | 0- 0     | 0- 0      | AWAY           | 0- 2       | 0- 0        | 7- 2          |      |      |       |           |
| 1- 0              | 0- 0     | 0- 0      | NEUTRAL        | 0- 0       | 1- 0        | 0- 0          |      |      |       |           |
| 9- 1              | 0- 0     | 0- 0      | NON-CONFERENCE | 0- 1       | 1- 0        | 8- 0          |      |      |       |           |
| 5- 0              | 0- 0     | 0- 0      | HOME           | 0- 0       | 0- 0        | 5- 0          |      |      |       |           |
| 3- 1              | 0- 0     | 0- 0      | AWAY           | 0- 1       | 0- 0        | 3- 0          |      |      |       |           |
| 1- 0              | 0- 0     | 0- 0      | NEUTRAL        | 0- 0       | 1- 0        | 0- 0          |      |      |       |           |
| 8- 6              | 0- 1     | 0- 0      | CONFERENCE     | 0- 3       | 0- 0        | 8- 2          |      |      |       |           |
| 4- 3              | 0- 1     | 0- 0      | HOME           | 0- 2       | 0- 0        | 4- 0          |      |      |       |           |
| 4- 3              | 0- 0     | 0- 0      | AWAY           | 0- 1       | 0- 0        | 4- 2          |      |      |       |           |
| 0- 0              | 0- 0     | 0- 0      | NEUTRAL        | 0- 0       | 0- 0        | 0- 0          |      |      |       |           |

| RPI 1-25                  |   |               |       | RPI 26-50 |   |                |       | RPI 51-100 |   |              |       | RPI 101+ Team's RPI: 156 |   |                   |       |
|---------------------------|---|---------------|-------|-----------|---|----------------|-------|------------|---|--------------|-------|--------------------------|---|-------------------|-------|
| RPI                       | S | Opponent      | Score | RPI       | S | Opponent       | Score | RPI        | S | Opponent     | Score | RPI                      | S | Opponent          | Score |
| 24                        | H | Drake         | 63 92 |           |   |                |       | 69         | A | Missouri St. | 60 82 | 149                      | N | Delaware          | 59 47 |
|                           |   |               |       |           |   |                |       | 69         | H | Missouri St. | 56 68 | 151                      | A | Southern Ill.     | 55 62 |
|                           |   |               |       |           |   |                |       | 74         | A | Purdue       | 61 74 | 151                      | H | Southern Ill.     | 58 53 |
|                           |   |               |       |           |   |                |       | 90         | H | UNI          | 78 81 | 160                      | A | Illinois St.      | 79 68 |
|                           |   |               |       |           |   |                |       |            |   |              |       | 160                      | H | Illinois St.      | 75 65 |
|                           |   |               |       |           |   |                |       |            |   |              |       | 188                      | A | Indiana St.       | 61 45 |
|                           |   |               |       |           |   |                |       |            |   |              |       | 188                      | H | Indiana St.       | 81 80 |
|                           |   |               |       |           |   |                |       |            |   |              |       | 234                      | H | Southeast Mo. St. | 85 79 |
|                           |   |               |       |           |   |                |       |            |   |              |       | 235                      | H | Western Ill.      | 82 68 |
|                           |   |               |       |           |   |                |       |            |   |              |       | 243                      | A | Loyola Chicago    | 69 56 |
|                           |   |               |       |           |   |                |       |            |   |              |       | 283                      | A | Cleveland St.     | 67 65 |
|                           |   |               |       |           |   |                |       |            |   |              |       | 294                      | H | Eastern Ill.      | 67 64 |
|                           |   |               |       |           |   |                |       |            |   |              |       | 304                      | A | Fla. Atlantic     | 80 59 |
|                           |   |               |       |           |   |                |       |            |   |              |       | 310                      | H | Oakland           | 73 64 |
|                           |   |               |       |           |   |                |       |            |   |              |       | 314                      | A | Valparaiso        | 73 76 |
|                           |   |               |       |           |   |                |       |            |   |              |       | 321                      | A | Omaha             | 80 60 |
|                           |   |               |       |           |   |                |       |            |   |              |       | 332                      | A | Evansville        | 75 68 |
|                           |   |               |       |           |   |                |       |            |   |              |       | 332                      | H | Evansville        | 81 63 |
|                           |   |               |       |           |   |                |       |            |   |              |       | 350                      | H | Chicago St.       | 89 59 |
| LAST 12 Division I GAMES: |   |               |       |           |   |                |       |            |   |              |       |                          |   |                   |       |
| 304                       | A | Fla. Atlantic | 80 59 | 243       | A | Loyola Chicago | 69 56 |            |   |              |       |                          |   |                   |       |
| 160                       | H | Illinois St.  | 75 65 | 314       | A | Valparaiso     | 73 76 |            |   |              |       |                          |   |                   |       |
| 69                        | A | Missouri St.  | 60 82 | 160       | A | Illinois St.   | 79 68 |            |   |              |       |                          |   |                   |       |
| 151                       | A | Southern Ill. | 55 62 | 151       | H | Southern Ill.  | 58 53 |            |   |              |       |                          |   |                   |       |
| 332                       | H | Evansville    | 81 63 | 69        | H | Missouri St.   | 56 68 |            |   |              |       |                          |   |                   |       |
| 188                       | H | Indiana St.   | 81 80 | 188       | A | Indiana St.    | 61 45 |            |   |              |       |                          |   |                   |       |

Non-Div I Games: Rockhurst 83 40

Bradley

■ Loss, 
 ■ Non-Conf, S Site, 
 ■ Home 
 ■ Away 
 N Neutral

|                              |          |           |                |             |               |          |      |       |           |
|------------------------------|----------|-----------|----------------|-------------|---------------|----------|------|-------|-----------|
| Average RPI Win: <b>267</b>  | WON-LOST | WINNING   | LAST 10        | STRENGTH OF | OPP. STRENGTH | TEAM     | ADJ. | CONF. | ADJ CONF. |
| Average RPI Loss: <b>145</b> | RECORD   | PCT. RANK | GAMES          | SCHEDULE    | OF SCHEDULE   | RPI      | RPI  | RPI   | RPI       |
| DIV. I ONLY                  | 7- 17    | 279       | 0- 1           | 195         | 207           | 272      | 272  | 11    | 11        |
| DIV. I NON-CONF.             | 6- 8     | 199       | 0- 1           | 269         | 297           | 234      | 234  | 11    | 11        |
| -----                        |          |           |                |             |               |          |      |       |           |
| TOTALS                       | RPI 1-25 | RPI 26-50 | W-L RECORDS    | RPI 51-100  | RPI 101-150   | RPI 150+ |      |       |           |
| 7- 17                        | 0- 0     | 0- 1      | OVERALL        | 0- 7        | 1- 1          | 6- 8     |      |       |           |
| 4- 6                         | 0- 0     | 0- 0      | HOME           | 0- 2        | 1- 0          | 3- 4     |      |       |           |
| 2- 11                        | 0- 0     | 0- 1      | AWAY           | 0- 5        | 0- 1          | 2- 4     |      |       |           |
| 1- 0                         | 0- 0     | 0- 0      | NEUTRAL        | 0- 0        | 0- 0          | 1- 0     |      |       |           |
| 6- 8                         | 0- 0     | 0- 1      | NON-CONFERENCE | 0- 3        | 0- 0          | 6- 4     |      |       |           |
| 3- 2                         | 0- 0     | 0- 0      | HOME           | 0- 1        | 0- 0          | 3- 1     |      |       |           |
| 2- 6                         | 0- 0     | 0- 1      | AWAY           | 0- 2        | 0- 0          | 2- 3     |      |       |           |
| 1- 0                         | 0- 0     | 0- 0      | NEUTRAL        | 0- 0        | 0- 0          | 1- 0     |      |       |           |
| 1- 9                         | 0- 0     | 0- 0      | CONFERENCE     | 0- 4        | 1- 1          | 0- 4     |      |       |           |
| 1- 4                         | 0- 0     | 0- 0      | HOME           | 0- 1        | 1- 0          | 0- 3     |      |       |           |
| 0- 5                         | 0- 0     | 0- 0      | AWAY           | 0- 3        | 0- 1          | 0- 1     |      |       |           |
| 0- 0                         | 0- 0     | 0- 0      | NEUTRAL        | 0- 0        | 0- 0          | 0- 0     |      |       |           |

B  
r  
o  
w  
nB  
r  
o  
w  
n

| RPI 1-25                  |   |              | RPI 26-50 |     |   | RPI 51-100 |        |     | RPI 101+ |               |         | Team's RPI: 272               |
|---------------------------|---|--------------|-----------|-----|---|------------|--------|-----|----------|---------------|---------|-------------------------------|
| RPI                       | S | Opponent     | Score     | RPI | S | Opponent   | Score  | RPI | S        | Opponent      | Score   | Score                         |
|                           |   |              |           | 27  | A | Rutgers    | 52 73  | 53  | H        | Bucknell      | 78 91   | 116 A Yale 72 84              |
|                           |   |              |           |     |   |            |        | 58  | A        | Maine         | 96 102  | 116 H Yale 86 71              |
|                           |   |              |           |     |   |            |        | 66  | A        | Princeton     | 74 93   | 155 A Boston U. 51 72         |
|                           |   |              |           |     |   |            |        | 72  | A        | Penn          | 43 83   | 184 A Holy Cross 89 85        |
|                           |   |              |           |     |   |            |        | 81  | A        | Harvard       | 55 98   | 203 A Dartmouth 43 78         |
|                           |   |              |           |     |   |            |        | 81  | H        | Harvard       | 83 100  | 203 H Dartmouth 61 81         |
|                           |   |              |           |     |   |            |        | 99  | A        | Northern Ill. | 102 109 | 222 H Cornell 53 65           |
|                           |   |              |           |     |   |            |        |     |          |               |         | 227 H Massachusetts 61 90     |
|                           |   |              |           |     |   |            |        |     |          |               |         | 236 H Columbia 81 83          |
|                           |   |              |           |     |   |            |        |     |          |               |         | 263 A Rhode Island 67 72      |
|                           |   |              |           |     |   |            |        |     |          |               |         | 292 H Fairfield 68 49         |
|                           |   |              |           |     |   |            |        |     |          |               |         | 299 A Bryant 57 75            |
|                           |   |              |           |     |   |            |        |     |          |               |         | 299 N Bryant 84 68            |
|                           |   |              |           |     |   |            |        |     |          |               |         | 308 H New Hampshire 76 70     |
|                           |   |              |           |     |   |            |        |     |          |               |         | 320 H Central Conn. St. 68 63 |
|                           |   |              |           |     |   |            |        |     |          |               |         | 350 A Chicago St. 90 65       |
| LAST 12 Division I GAMES: |   |              |           |     |   |            |        |     |          |               |         |                               |
| 263                       | A | Rhode Island | 67 72     | 72  | A | Penn       | 43 83  |     |          |               |         |                               |
| 203                       | A | Dartmouth    | 43 78     | 81  | H | Harvard    | 83 100 |     |          |               |         |                               |
| 81                        | A | Harvard      | 55 98     | 203 | H | Dartmouth  | 61 81  |     |          |               |         |                               |
| 236                       | H | Columbia     | 81 83     | 116 | A | Yale       | 72 84  |     |          |               |         |                               |
| 222                       | H | Cornell      | 53 65     | 116 | H | Yale       | 86 71  |     |          |               |         |                               |
| 66                        | A | Princeton    | 74 93     | 27  | A | Rutgers    | 52 73  |     |          |               |         |                               |

Non-Div I Games: Johnson &amp; Wales (RI78 46 Adelphi 75 62

Brown

Loss, Non-Conf, S Site, H Home A Away N Neutral

|                   |          |           |                |            |             |               |      |      |       |           |
|-------------------|----------|-----------|----------------|------------|-------------|---------------|------|------|-------|-----------|
| Average RPI Win:  | 292      | WON-LOST  | WINNING        | LAST 10    | STRENGTH OF | OPP. STRENGTH | TEAM | ADJ. | CONF. | ADJ CONF. |
| Average RPI Loss: | 198      | RECORD    | PCT. RANK      | GAMES      | SCHEDULE    | OF SCHEDULE   | RPI  | RPI  | RPI   | RPI       |
| DIV. I ONLY       | 9- 17    | 261       | 0- 1           | 298        | 324         | 299           | 299  | 31   | 31    |           |
| DIV. I NON-CONF.  | 2- 9     | 297       | 0- 1           | 226        | 222         | 298           | 298  | 31   | 31    |           |
| TOTALS            | RPI 1-25 | RPI 26-50 | W-L RECORDS    | RPI 51-100 | RPI 101-150 | RPI 150+      |      |      |       |           |
| 9- 17             | 0- 0     | 0- 0      | OVERALL        | 0- 2       | 0- 3        | 9- 12         |      |      |       |           |
| 6- 5              | 0- 0     | 0- 0      | HOME           | 0- 1       | 0- 0        | 6- 4          |      |      |       |           |
| 3- 10             | 0- 0     | 0- 0      | AWAY           | 0- 1       | 0- 2        | 3- 7          |      |      |       |           |
| 0- 2              | 0- 0     | 0- 0      | NEUTRAL        | 0- 0       | 0- 1        | 0- 1          |      |      |       |           |
| 2- 9              | 0- 0     | 0- 0      | NON-CONFERENCE | 0- 2       | 0- 3        | 2- 4          |      |      |       |           |
| 1- 2              | 0- 0     | 0- 0      | HOME           | 0- 1       | 0- 0        | 1- 1          |      |      |       |           |
| 1- 5              | 0- 0     | 0- 0      | AWAY           | 0- 1       | 0- 2        | 1- 2          |      |      |       |           |
| 0- 2              | 0- 0     | 0- 0      | NEUTRAL        | 0- 0       | 0- 1        | 0- 1          |      |      |       |           |
| 7- 8              | 0- 0     | 0- 0      | CONFERENCE     | 0- 0       | 0- 0        | 7- 8          |      |      |       |           |
| 5- 3              | 0- 0     | 0- 0      | HOME           | 0- 0       | 0- 0        | 5- 3          |      |      |       |           |
| 2- 5              | 0- 0     | 0- 0      | AWAY           | 0- 0       | 0- 0        | 2- 5          |      |      |       |           |
| 0- 0              | 0- 0     | 0- 0      | NEUTRAL        | 0- 0       | 0- 0        | 0- 0          |      |      |       |           |

| RPI 1-25                  |   |                     | RPI 26-50 |     |   | RPI 51-100          |       |     | RPI 101+ |               |       | Team's RPI: 299 |   |                      |       |
|---------------------------|---|---------------------|-----------|-----|---|---------------------|-------|-----|----------|---------------|-------|-----------------|---|----------------------|-------|
| RPI                       | S | Opponent            | Score     | RPI | S | Opponent            | Score | RPI | S        | Opponent      | Score | RPI             | S | Opponent             | Score |
|                           |   |                     |           |     |   |                     |       | 58  | H        | Maine         | 57 74 | 112             | N | Providence           | 64 72 |
|                           |   |                     |           |     |   |                     |       | 71  | A        | West Virginia | 48 94 | 113             | A | Hartford             | 57 67 |
|                           |   |                     |           |     |   |                     |       |     |          |               |       | 115             | A | Boston College       | 46 83 |
|                           |   |                     |           |     |   |                     |       |     |          |               |       | 155             | A | Boston U.            | 65 67 |
|                           |   |                     |           |     |   |                     |       |     |          |               |       | 184             | H | Holy Cross           | 62 81 |
|                           |   |                     |           |     |   |                     |       |     |          |               |       | 198             | A | Robert Morris        | 56 59 |
|                           |   |                     |           |     |   |                     |       |     |          |               |       | 198             | H | Robert Morris        | 57 60 |
|                           |   |                     |           |     |   |                     |       |     |          |               |       | 215             | A | Sacred Heart         | 48 49 |
|                           |   |                     |           |     |   |                     |       |     |          |               |       | 215             | H | Sacred Heart         | 57 67 |
|                           |   |                     |           |     |   |                     |       |     |          |               |       | 229             | A | Saint Francis (PA)   | 66 78 |
|                           |   |                     |           |     |   |                     |       |     |          |               |       | 229             | H | Saint Francis (PA)   | 66 63 |
|                           |   |                     |           |     |   |                     |       |     |          |               |       | 238             | A | Mt. St. Mary's       | 73 68 |
|                           |   |                     |           |     |   |                     |       |     |          |               |       | 238             | H | Mt. St. Mary's       | 77 59 |
|                           |   |                     |           |     |   |                     |       |     |          |               |       | 262             | H | St. Francis Brooklyn | 55 60 |
|                           |   |                     |           |     |   |                     |       |     |          |               |       | 272             | H | Brown                | 75 57 |
|                           |   |                     |           |     |   |                     |       |     |          |               |       | 272             | N | Brown                | 68 84 |
|                           |   |                     |           |     |   |                     |       |     |          |               |       | 308             | A | New Hampshire        | 74 79 |
|                           |   |                     |           |     |   |                     |       |     |          |               |       | 311             | A | Wagner               | 84 69 |
|                           |   |                     |           |     |   |                     |       |     |          |               |       | 320             | A | Central Conn. St.    | 65 66 |
|                           |   |                     |           |     |   |                     |       |     |          |               |       | 320             | H | Central Conn. St.    | 72 60 |
|                           |   |                     |           |     |   |                     |       |     |          |               |       | 324             | A | UMass Lowell         | 58 57 |
|                           |   |                     |           |     |   |                     |       |     |          |               |       | 346             | H | LIU Brooklyn         | 69 62 |
|                           |   |                     |           |     |   |                     |       |     |          |               |       | 348             | A | Fairleigh Dickinson  | 53 63 |
|                           |   |                     |           |     |   |                     |       |     |          |               |       | 348             | H | Fairleigh Dickinson  | 68 48 |
| LAST 12 Division I GAMES: |   |                     |           |     |   |                     |       |     |          |               |       |                 |   |                      |       |
| 112                       | N | Providence          | 64 72     | 198 | A | Robert Morris       | 56 59 |     |          |               |       |                 |   |                      |       |
| 311                       | A | Wagner              | 84 69     | 320 | A | Central Conn. St.   | 65 66 |     |          |               |       |                 |   |                      |       |
| 238                       | H | Mt. St. Mary's      | 77 59     | 348 | A | Fairleigh Dickinson | 53 63 |     |          |               |       |                 |   |                      |       |
| 348                       | H | Fairleigh Dickinson | 68 48     | 320 | H | Central Conn. St.   | 72 60 |     |          |               |       |                 |   |                      |       |
| 215                       | H | Sacred Heart        | 57 67     | 229 | H | Saint Francis (PA)  | 66 63 |     |          |               |       |                 |   |                      |       |
| 229                       | A | Saint Francis (PA)  | 66 78     | 198 | H | Robert Morris       | 57 60 |     |          |               |       |                 |   |                      |       |

Non-Div I Games:

Bryant



|                             |          |           |                |             |               |          |      |       |           |
|-----------------------------|----------|-----------|----------------|-------------|---------------|----------|------|-------|-----------|
| Average RPI Win: <b>223</b> | WON-LOST | WINNING   | LAST 10        | STRENGTH OF | OPP. STRENGTH | TEAM     | ADJ. | CONF. | ADJ CONF. |
| Average RPI Loss: <b>85</b> | RECORD   | PCT. RANK | GAMES          | SCHEDULE    | OF SCHEDULE   | RPI      | RPI  | RPI   | RPI       |
| DIV. I ONLY                 | 22- 5    | 23        | 0- 1           | 164         | 202           | 53       | 53   | 18    | 18        |
| DIV. I NON-CONF.            | 9- 3     | 61        | 0- 0           | 115         | 155           | 35       | 35   | 21    | 21        |
| TOTALS                      | RPI 1-25 | RPI 26-50 | W-L RECORDS    | RPI 51-100  | RPI 101-150   | RPI 150+ |      |       |           |
| 22- 5                       | 0- 2     | 0- 0      | OVERALL        | 2- 1        | 3- 0          | 17- 2    |      |       |           |
| 10- 1                       | 0- 0     | 0- 0      | HOME           | 2- 0        | 2- 0          | 6- 1     |      |       |           |
| 10- 4                       | 0- 2     | 0- 0      | AWAY           | 0- 1        | 1- 0          | 9- 1     |      |       |           |
| 2- 0                        | 0- 0     | 0- 0      | NEUTRAL        | 0- 0        | 0- 0          | 2- 0     |      |       |           |
| 9- 3                        | 0- 2     | 0- 0      | NON-CONFERENCE | 1- 1        | 1- 0          | 7- 0     |      |       |           |
| 4- 0                        | 0- 0     | 0- 0      | HOME           | 1- 0        | 1- 0          | 2- 0     |      |       |           |
| 3- 3                        | 0- 2     | 0- 0      | AWAY           | 0- 1        | 0- 0          | 3- 0     |      |       |           |
| 2- 0                        | 0- 0     | 0- 0      | NEUTRAL        | 0- 0        | 0- 0          | 2- 0     |      |       |           |
| 13- 2                       | 0- 0     | 0- 0      | CONFERENCE     | 1- 0        | 2- 0          | 10- 2    |      |       |           |
| 6- 1                        | 0- 0     | 0- 0      | HOME           | 1- 0        | 1- 0          | 4- 1     |      |       |           |
| 7- 1                        | 0- 0     | 0- 0      | AWAY           | 0- 0        | 1- 0          | 6- 1     |      |       |           |
| 0- 0                        | 0- 0     | 0- 0      | NEUTRAL        | 0- 0        | 0- 0          | 0- 0     |      |       |           |

| RPI 1-25                  |   |          |       | RPI 26-50 |   |                 |       | RPI 51-100 |   |            |       | Team's RPI: 53 | RPI 101+ |   |                 |       |
|---------------------------|---|----------|-------|-----------|---|-----------------|-------|------------|---|------------|-------|----------------|----------|---|-----------------|-------|
| RPI                       | S | Opponent | Score | RPI       | S | Opponent        | Score | RPI        | S | Opponent   | Score |                | RPI      | S | Opponent        | Score |
| 11                        | A | Iowa St. | 61 86 |           |   |                 |       | 51         | H | Quinnipiac | 75 58 |                | 121      | H | Youngstown St.  | 73 68 |
| 12                        | A | Syracuse | 56 70 |           |   |                 |       | 65         | A | Drexel     | 42 64 |                | 139      | A | Lehigh          | 73 68 |
|                           |   |          |       |           |   |                 |       | 78         | H | American   | 71 56 |                | 139      | H | Lehigh          | 71 53 |
|                           |   |          |       |           |   |                 |       |            |   |            |       |                | 155      | A | Boston U.       | 62 58 |
|                           |   |          |       |           |   |                 |       |            |   |            |       |                | 155      | H | Boston U.       | 62 70 |
|                           |   |          |       |           |   |                 |       |            |   |            |       |                | 179      | H | Rider           | 80 59 |
|                           |   |          |       |           |   |                 |       |            |   |            |       |                | 184      | A | Holy Cross      | 60 61 |
|                           |   |          |       |           |   |                 |       |            |   |            |       |                | 184      | H | Holy Cross      | 75 71 |
|                           |   |          |       |           |   |                 |       |            |   |            |       |                | 227      | N | Massachusetts   | 77 58 |
|                           |   |          |       |           |   |                 |       |            |   |            |       |                | 232      | A | Monmouth        | 70 32 |
|                           |   |          |       |           |   |                 |       |            |   |            |       |                | 239      | A | Navy            | 77 43 |
|                           |   |          |       |           |   |                 |       |            |   |            |       |                | 241      | A | St. Bonaventure | 77 46 |
|                           |   |          |       |           |   |                 |       |            |   |            |       |                | 255      | A | Colgate         | 90 62 |
|                           |   |          |       |           |   |                 |       |            |   |            |       |                | 255      | H | Colgate         | 76 58 |
|                           |   |          |       |           |   |                 |       |            |   |            |       |                | 272      | A | Brown           | 91 78 |
|                           |   |          |       |           |   |                 |       |            |   |            |       |                | 273      | A | Army West Point | 66 52 |
|                           |   |          |       |           |   |                 |       |            |   |            |       |                | 292      | N | Fairfield       | 77 54 |
|                           |   |          |       |           |   |                 |       |            |   |            |       |                | 296      | A | Loyola Maryland | 75 57 |
|                           |   |          |       |           |   |                 |       |            |   |            |       |                | 296      | H | Loyola Maryland | 87 55 |
|                           |   |          |       |           |   |                 |       |            |   |            |       |                | 326      | A | Lafayette       | 56 47 |
|                           |   |          |       |           |   |                 |       |            |   |            |       |                | 326      | H | Lafayette       | 75 43 |
|                           |   |          |       |           |   |                 |       |            |   |            |       |                | 331      | H | Iona            | 81 43 |
| LAST 12 Division I GAMES: |   |          |       |           |   |                 |       |            |   |            |       |                |          |   |                 |       |
|                           |   |          |       | 184       | A | Holy Cross      | 60 61 |            |   |            |       |                | 239      | A | Navy            | 77 43 |
|                           |   |          |       | 296       | H | Loyola Maryland | 87 55 |            |   |            |       |                | 184      | H | Holy Cross      | 75 71 |
|                           |   |          |       | 255       | H | Colgate         | 76 58 |            |   |            |       |                | 296      | A | Loyola Maryland | 75 57 |
|                           |   |          |       | 139       | A | Lehigh          | 73 68 |            |   |            |       |                | 255      | A | Colgate         | 90 62 |
|                           |   |          |       | 326       | H | Lafayette       | 75 43 |            |   |            |       |                | 139      | H | Lehigh          | 71 53 |
|                           |   |          |       | 155       | A | Boston U.       | 62 58 |            |   |            |       |                | 326      | A | Lafayette       | 56 47 |

Non-Div I Games:

Bucknell

■ Loss, 
■ Non-Conf, 
■ S Site, 
■ H Home 
■ A Away 
N Neutral

## Buffalo

Through Games Of Feb. 26, 2019

|                   |          |           |                |            |             |               |      |      |       |           |
|-------------------|----------|-----------|----------------|------------|-------------|---------------|------|------|-------|-----------|
| Average RPI Win:  | 175      | WON-LOST  | WINNING        | LAST 10    | STRENGTH OF | OPP. STRENGTH | TEAM | ADJ. | CONF. | ADJ CONF. |
| Average RPI Loss: | 72       | RECORD    | PCT. RANK      | GAMES      | SCHEDULE    | OF SCHEDULE   | RPI  | RPI  | RPI   | RPI       |
| DIV. I ONLY       | 17- 8    | 74        | 0- 1           | 64         | 89          | 43            | 43   | 7    | 7     |           |
| DIV. I NON-CONF.  | 8- 3     | 72        | 0- 0           | 90         | 102         | 41            | 41   | 9    | 9     |           |
| TOTALS            | RPI 1-25 | RPI 26-50 | W-L RECORDS    | RPI 51-100 | RPI 101-150 | RPI 150+      |      |      |       |           |
| 17- 8             | 0- 4     | 2- 1      | OVERALL        | 4- 0       | 1- 2        | 10- 1         |      |      |       |           |
| 7- 3              | 0- 2     | 0- 1      | HOME           | 3- 0       | 1- 0        | 3- 0          |      |      |       |           |
| 8- 5              | 0- 2     | 1- 0      | AWAY           | 0- 0       | 0- 2        | 7- 1          |      |      |       |           |
| 2- 0              | 0- 0     | 1- 0      | NEUTRAL        | 1- 0       | 0- 0        | 0- 0          |      |      |       |           |
| 8- 3              | 0- 2     | 1- 0      | NON-CONFERENCE | 1- 0       | 0- 1        | 6- 0          |      |      |       |           |
| 2- 1              | 0- 1     | 0- 0      | HOME           | 0- 0       | 0- 0        | 2- 0          |      |      |       |           |
| 4- 2              | 0- 1     | 0- 0      | AWAY           | 0- 0       | 0- 1        | 4- 0          |      |      |       |           |
| 2- 0              | 0- 0     | 1- 0      | NEUTRAL        | 1- 0       | 0- 0        | 0- 0          |      |      |       |           |
| 9- 5              | 0- 2     | 1- 1      | CONFERENCE     | 3- 0       | 1- 1        | 4- 1          |      |      |       |           |
| 5- 2              | 0- 1     | 0- 1      | HOME           | 3- 0       | 1- 0        | 1- 0          |      |      |       |           |
| 4- 3              | 0- 1     | 1- 0      | AWAY           | 0- 0       | 0- 1        | 3- 1          |      |      |       |           |
| 0- 0              | 0- 0     | 0- 0      | NEUTRAL        | 0- 0       | 0- 0        | 0- 0          |      |      |       |           |

| RPI 1-25                  |   |               |        | RPI 26-50 |   |                  |       | Team's RPI: 43 |   |               |       | RPI 51-100 |   |                   |       | RPI 101+ |   |          |       |
|---------------------------|---|---------------|--------|-----------|---|------------------|-------|----------------|---|---------------|-------|------------|---|-------------------|-------|----------|---|----------|-------|
| RPI                       | S | Opponent      | Score  | RPI       | S | Opponent         | Score | RPI            | S | Opponent      | Score | RPI        | S | Opponent          | Score | RPI      | S | Opponent | Score |
| 4                         | H | Stanford      | 55 62  | 29        | N | South Dakota St. | 61 55 | 80             | H | Toledo        | 73 63 | 122        | A | Dayton            | 59 72 |          |   |          |       |
| 5                         | A | Oregon        | 82 102 | 32        | H | Ohio             | 71 74 | 85             | H | Kent St.      | 75 66 | 148        | A | Akron             | 59 70 |          |   |          |       |
| 23                        | A | Central Mich. | 65 76  | 42        | A | Miami (OH)       | 66 59 | 93             | N | Georgetown    | 73 64 | 148        | H | Akron             | 91 72 |          |   |          |       |
| 23                        | H | Central Mich. | 95 100 |           |   |                  |       | 99             | H | Northern Ill. | 93 64 | 193        | A | UMES              | 69 63 |          |   |          |       |
|                           |   |               |        |           |   |                  |       |                |   |               |       | 203        | A | Dartmouth         | 75 69 |          |   |          |       |
|                           |   |               |        |           |   |                  |       |                |   |               |       | 204        | A | Eastern Mich.     | 91 84 |          |   |          |       |
|                           |   |               |        |           |   |                  |       |                |   |               |       | 212        | A | Ball St.          | 97 58 |          |   |          |       |
|                           |   |               |        |           |   |                  |       |                |   |               |       | 212        | H | Ball St.          | 77 65 |          |   |          |       |
|                           |   |               |        |           |   |                  |       |                |   |               |       | 218        | A | Bowling Green     | 72 78 |          |   |          |       |
|                           |   |               |        |           |   |                  |       |                |   |               |       | 241        | H | St. Bonaventure   | 90 43 |          |   |          |       |
|                           |   |               |        |           |   |                  |       |                |   |               |       | 261        | H | Niagara           | 88 61 |          |   |          |       |
|                           |   |               |        |           |   |                  |       |                |   |               |       | 269        | A | Western Mich.     | 61 59 |          |   |          |       |
|                           |   |               |        |           |   |                  |       |                |   |               |       | 281        | A | Canisius          | 84 66 |          |   |          |       |
|                           |   |               |        |           |   |                  |       |                |   |               |       | 320        | A | Central Conn. St. | 82 69 |          |   |          |       |
| LAST 12 Division I GAMES: |   |               |        |           |   |                  |       |                |   |               |       |            |   |                   |       |          |   |          |       |
| 148                       | A | Akron         | 59 70  | 212       | A | Ball St.         | 97 58 |                |   |               |       |            |   |                   |       |          |   |          |       |
| 23                        | H | Central Mich. | 95 100 | 99        | H | Northern Ill.    | 93 64 |                |   |               |       |            |   |                   |       |          |   |          |       |
| 218                       | A | Bowling Green | 72 78  | 148       | H | Akron            | 91 72 |                |   |               |       |            |   |                   |       |          |   |          |       |
| 85                        | H | Kent St.      | 75 66  | 269       | A | Western Mich.    | 61 59 |                |   |               |       |            |   |                   |       |          |   |          |       |
| 80                        | H | Toledo        | 73 63  | 212       | H | Ball St.         | 77 65 |                |   |               |       |            |   |                   |       |          |   |          |       |
| 23                        | A | Central Mich. | 65 76  | 42        | A | Miami (OH)       | 66 59 |                |   |               |       |            |   |                   |       |          |   |          |       |

Non-Div I Games:

Buffalo

■ Loss, 
 ■ Non-Conf, S Site, 
 ■ Home 
 ■ Away 
 N Neutral

|                             |          |           |                |             |               |          |      |       |           |
|-----------------------------|----------|-----------|----------------|-------------|---------------|----------|------|-------|-----------|
| Average RPI Win: <b>160</b> | WON-LOST | WINNING   | LAST 10        | STRENGTH OF | OPP. STRENGTH | TEAM     | ADJ. | CONF. | ADJ CONF. |
| Average RPI Loss: <b>68</b> | RECORD   | PCT. RANK | GAMES          | SCHEDULE    | OF SCHEDULE   | RPI      | RPI  | RPI   | RPI       |
| DIV. I ONLY                 | 20- 7    | 50        | 0- 1           | 108         | 69            | 54       | 54   | 6     | 6         |
| DIV. I NON-CONF.            | 10- 1    | 17        | 0- 0           | 272         | 186           | 60       | 60   | 4     | 4         |
| TOTALS                      | RPI 1-25 | RPI 26-50 | W-L RECORDS    | RPI 51-100  | RPI 101-150   | RPI 150+ |      |       |           |
| 20- 7                       | 1- 3     | 0- 0      | OVERALL        | 3- 1        | 6- 3          | 10- 0    |      |       |           |
| 11- 3                       | 0- 2     | 0- 0      | HOME           | 0- 0        | 3- 1          | 8- 0     |      |       |           |
| 7- 4                        | 1- 1     | 0- 0      | AWAY           | 2- 1        | 3- 2          | 1- 0     |      |       |           |
| 2- 0                        | 0- 0     | 0- 0      | NEUTRAL        | 1- 0        | 0- 0          | 1- 0     |      |       |           |
| 10- 1                       | 0- 0     | 0- 0      | NON-CONFERENCE | 1- 1        | 1- 0          | 8- 0     |      |       |           |
| 7- 0                        | 0- 0     | 0- 0      | HOME           | 0- 0        | 0- 0          | 7- 0     |      |       |           |
| 1- 1                        | 0- 0     | 0- 0      | AWAY           | 0- 1        | 1- 0          | 0- 0     |      |       |           |
| 2- 0                        | 0- 0     | 0- 0      | NEUTRAL        | 1- 0        | 0- 0          | 1- 0     |      |       |           |
| 10- 6                       | 1- 3     | 0- 0      | CONFERENCE     | 2- 0        | 5- 3          | 2- 0     |      |       |           |
| 4- 3                        | 0- 2     | 0- 0      | HOME           | 0- 0        | 3- 1          | 1- 0     |      |       |           |
| 6- 3                        | 1- 1     | 0- 0      | AWAY           | 2- 0        | 2- 2          | 1- 0     |      |       |           |
| 0- 0                        | 0- 0     | 0- 0      | NEUTRAL        | 0- 0        | 0- 0          | 0- 0     |      |       |           |

| RPI                       | S | Opponent   | Score        | RPI | S | Opponent        | Score        | RPI | S | Opponent   | Score        | RPI | S | Opponent        | Score        |
|---------------------------|---|------------|--------------|-----|---|-----------------|--------------|-----|---|------------|--------------|-----|---|-----------------|--------------|
| 10                        | A | Marquette  | 61 57        |     |   |                 |              | 52  | A | Villanova  | 63 55        | 104 | A | St. John's (NY) | 73 68        |
| 10                        | H | Marquette  | 58 <b>87</b> |     |   |                 |              | 55  | A | Indiana    | 46 <b>66</b> | 104 | H | St. John's (NY) | 66 45        |
| 25                        | A | DePaul     | 62 <b>76</b> |     |   |                 |              | 77  | N | Ohio St.   | 66 53        | 105 | A | Creighton       | 75 43        |
| 25                        | H | DePaul     | 78 <b>86</b> |     |   |                 |              | 93  | A | Georgetown | 59 50        | 105 | H | Creighton       | 66 46        |
|                           |   |            |              |     |   |                 |              |     |   |            |              | 112 | A | Providence      | 68 <b>74</b> |
|                           |   |            |              |     |   |                 |              |     |   |            |              | 112 | H | Providence      | 63 <b>66</b> |
|                           |   |            |              |     |   |                 |              |     |   |            |              | 138 | A | Seton Hall      | 62 <b>83</b> |
|                           |   |            |              |     |   |                 |              |     |   |            |              | 138 | H | Seton Hall      | 62 59        |
|                           |   |            |              |     |   |                 |              |     |   |            |              | 148 | A | Akron           | 63 47        |
|                           |   |            |              |     |   |                 |              |     |   |            |              | 160 | H | Illinois St.    | 58 56        |
|                           |   |            |              |     |   |                 |              |     |   |            |              | 185 | A | Xavier          | 63 41        |
|                           |   |            |              |     |   |                 |              |     |   |            |              | 185 | H | Xavier          | 63 38        |
|                           |   |            |              |     |   |                 |              |     |   |            |              | 188 | H | Indiana St.     | 72 49        |
|                           |   |            |              |     |   |                 |              |     |   |            |              | 204 | N | Eastern Mich.   | 73 63        |
|                           |   |            |              |     |   |                 |              |     |   |            |              | 212 | H | Ball St.        | 64 47        |
|                           |   |            |              |     |   |                 |              |     |   |            |              | 235 | H | Western Ill.    | 92 51        |
|                           |   |            |              |     |   |                 |              |     |   |            |              | 267 | H | Murray St.      | 86 65        |
|                           |   |            |              |     |   |                 |              |     |   |            |              | 294 | H | Eastern Ill.    | 72 37        |
|                           |   |            |              |     |   |                 |              |     |   |            |              | 324 | H | UMass Lowell    | 89 36        |
| LAST 12 Division I GAMES: |   |            |              |     |   |                 |              |     |   |            |              |     |   |                 |              |
| 25                        | A | DePaul     | 62 <b>76</b> | 104 | A | St. John's (NY) | 73 68        |     |   |            |              |     |   |                 |              |
| 10                        | A | Marquette  | 61 57        | 10  | H | Marquette       | 58 <b>87</b> |     |   |            |              |     |   |                 |              |
| 112                       | H | Providence | 63 <b>66</b> | 25  | H | DePaul          | 78 <b>86</b> |     |   |            |              |     |   |                 |              |
| 105                       | H | Creighton  | 66 46        | 105 | A | Creighton       | 75 43        |     |   |            |              |     |   |                 |              |
| 185                       | H | Xavier     | 63 38        | 112 | A | Providence      | 68 <b>74</b> |     |   |            |              |     |   |                 |              |
| 138                       | A | Seton Hall | 62 <b>83</b> | 185 | A | Xavier          | 63 41        |     |   |            |              |     |   |                 |              |

Non-Div I Games:

Butler

CSU Bakersfield

Through Games Of Feb. 26, 2019

|                   |          |           |                |            |             |               |      |      |       |           |
|-------------------|----------|-----------|----------------|------------|-------------|---------------|------|------|-------|-----------|
| Average RPI Win:  | 271      | WON-LOST  | WINNING        | LAST 10    | STRENGTH OF | OPP. STRENGTH | TEAM | ADJ. | CONF. | ADJ CONF. |
| Average RPI Loss: | 213      | RECORD    | PCT. RANK      | GAMES      | SCHEDULE    | OF SCHEDULE   | RPI  | RPI  | RPI   | RPI       |
| DIV. I ONLY       | 9- 15    | 246       | 0- 1           | 301        | 325         | 265           | 265  | 30   | 30    |           |
| DIV. I NON-CONF.  | 2- 9     | 297       | 0- 0           | 270        | 262         | 309           | 309  | 30   | 30    |           |
| TOTALS            | RPI 1-25 | RPI 26-50 | W-L RECORDS    | RPI 51-100 | RPI 101-150 | RPI 150+      |      |      |       |           |
| 9- 15             | 0- 1     | 0- 0      | OVERALL        | 1- 0       | 0- 3        | 8- 11         |      |      |       |           |
| 4- 3              | 0- 0     | 0- 0      | HOME           | 1- 0       | 0- 2        | 3- 1          |      |      |       |           |
| 5- 12             | 0- 1     | 0- 0      | AWAY           | 0- 0       | 0- 1        | 5- 10         |      |      |       |           |
| 0- 0              | 0- 0     | 0- 0      | NEUTRAL        | 0- 0       | 0- 0        | 0- 0          |      |      |       |           |
| 2- 9              | 0- 1     | 0- 0      | NON-CONFERENCE | 1- 0       | 0- 1        | 1- 7          |      |      |       |           |
| 1- 1              | 0- 0     | 0- 0      | HOME           | 1- 0       | 0- 1        | 0- 0          |      |      |       |           |
| 1- 8              | 0- 1     | 0- 0      | AWAY           | 0- 0       | 0- 0        | 1- 7          |      |      |       |           |
| 0- 0              | 0- 0     | 0- 0      | NEUTRAL        | 0- 0       | 0- 0        | 0- 0          |      |      |       |           |
| 7- 6              | 0- 0     | 0- 0      | CONFERENCE     | 0- 0       | 0- 2        | 7- 4          |      |      |       |           |
| 3- 2              | 0- 0     | 0- 0      | HOME           | 0- 0       | 0- 1        | 3- 1          |      |      |       |           |
| 4- 4              | 0- 0     | 0- 0      | AWAY           | 0- 0       | 0- 1        | 4- 3          |      |      |       |           |
| 0- 0              | 0- 0     | 0- 0      | NEUTRAL        | 0- 0       | 0- 0        | 0- 0          |      |      |       |           |

| RPI S                     | Opponent             | Score | RPI S | Opponent             | Score | RPI S | Opponent     | Score | RPI S | Opponent             | Score | Team's RPI: 265 |
|---------------------------|----------------------|-------|-------|----------------------|-------|-------|--------------|-------|-------|----------------------|-------|-----------------|
| 21                        | A Oregon St.         | 52 92 |       |                      |       | 63    | H Wright St. | 76 74 | 143   | H UC Riverside       | 67 79 |                 |
|                           |                      |       |       |                      |       |       |              |       | 145   | A New Mexico St.     | 48 61 |                 |
|                           |                      |       |       |                      |       |       |              |       | 145   | H New Mexico St.     | 59 61 |                 |
|                           |                      |       |       |                      |       |       |              |       | 176   | A North Texas        | 59 71 |                 |
|                           |                      |       |       |                      |       |       |              |       | 177   | A UC Irvine          | 78 85 |                 |
|                           |                      |       |       |                      |       |       |              |       | 211   | A SMU                | 43 49 |                 |
|                           |                      |       |       |                      |       |       |              |       | 225   | A UTRGV              | 56 64 |                 |
|                           |                      |       |       |                      |       |       |              |       | 225   | H UTRGV              | 68 63 |                 |
|                           |                      |       |       |                      |       |       |              |       | 237   | A UMKC               | 67 57 |                 |
|                           |                      |       |       |                      |       |       |              |       | 237   | H UMKC               | 85 71 |                 |
|                           |                      |       |       |                      |       |       |              |       | 251   | A California Baptist | 43 67 |                 |
|                           |                      |       |       |                      |       |       |              |       | 251   | H California Baptist | 45 68 |                 |
|                           |                      |       |       |                      |       |       |              |       | 266   | A Cal St. Fullerton  | 56 64 |                 |
|                           |                      |       |       |                      |       |       |              |       | 274   | A Utah Valley        | 70 78 |                 |
|                           |                      |       |       |                      |       |       |              |       | 278   | A UTEP               | 47 53 |                 |
|                           |                      |       |       |                      |       |       |              |       | 300   | A UC Santa Barbara   | 56 48 |                 |
|                           |                      |       |       |                      |       |       |              |       | 309   | A San Jose St.       | 72 82 |                 |
|                           |                      |       |       |                      |       |       |              |       | 321   | A Omaha              | 46 53 |                 |
|                           |                      |       |       |                      |       |       |              |       | 336   | A Grand Canyon       | 59 46 |                 |
|                           |                      |       |       |                      |       |       |              |       | 344   | A Seattle U          | 70 60 |                 |
|                           |                      |       |       |                      |       |       |              |       | 350   | A Chicago St.        | 67 56 |                 |
|                           |                      |       |       |                      |       |       |              |       | 350   | H Chicago St.        | 80 47 |                 |
| LAST 12 Division I GAMES: |                      |       |       |                      |       |       |              |       |       |                      |       |                 |
| 251                       | A California Baptist | 43 67 | 251   | H California Baptist | 45 68 |       |              |       |       |                      |       |                 |
| 237                       | H UMKC               | 85 71 | 350   | A Chicago St.        | 67 56 |       |              |       |       |                      |       |                 |
| 350                       | H Chicago St.        | 80 47 | 237   | A UMKC               | 67 57 |       |              |       |       |                      |       |                 |
| 225                       | A UTRGV              | 56 64 | 145   | H New Mexico St.     | 59 61 |       |              |       |       |                      |       |                 |
| 145                       | A New Mexico St.     | 48 61 | 225   | H UTRGV              | 68 63 |       |              |       |       |                      |       |                 |
| 336                       | A Grand Canyon       | 59 46 | 274   | A Utah Valley        | 70 78 |       |              |       |       |                      |       |                 |

Non-Div I Games: Whittier 74 46 Westcliff 91 37

CSU Bakersfield

Loss, Non-Conf, S Site, H Home A Away N Neutral

|                   |          |           |                |            |             |               |      |      |       |           |
|-------------------|----------|-----------|----------------|------------|-------------|---------------|------|------|-------|-----------|
| Average RPI Win:  | 250      | WON-LOST  | WINNING        | LAST 10    | STRENGTH OF | OPP. STRENGTH | TEAM | ADJ. | CONF. | ADJ CONF. |
| Average RPI Loss: | 91       | RECORD    | PCT. RANK      | GAMES      | SCHEDULE    | OF SCHEDULE   | RPI  | RPI  | RPI   | RPI       |
| DIV. I ONLY       | 14- 12   | 153       | 0- 1           | 162        | 148         | 150           | 150  | 20   | 20    |           |
| DIV. I NON-CONF.  | 6- 8     | 199       | 0- 1           | 114        | 36          | 154           | 154  | 20   | 20    |           |
| TOTALS            | RPI 1-25 | RPI 26-50 | W-L RECORDS    | RPI 51-100 | RPI 101-150 | RPI 150+      |      |      |       |           |
| 14- 12            | 0- 2     | 0- 2      | OVERALL        | 0- 5       | 2- 1        | 12- 2         |      |      |       |           |
| 9- 3              | 0- 0     | 0- 0      | HOME           | 0- 2       | 2- 1        | 7- 0          |      |      |       |           |
| 5- 9              | 0- 2     | 0- 2      | AWAY           | 0- 3       | 0- 0        | 5- 2          |      |      |       |           |
| 0- 0              | 0- 0     | 0- 0      | NEUTRAL        | 0- 0       | 0- 0        | 0- 0          |      |      |       |           |
| 6- 8              | 0- 2     | 0- 2      | NON-CONFERENCE | 0- 3       | 1- 1        | 5- 0          |      |      |       |           |
| 4- 2              | 0- 0     | 0- 0      | HOME           | 0- 1       | 1- 1        | 3- 0          |      |      |       |           |
| 2- 6              | 0- 2     | 0- 2      | AWAY           | 0- 2       | 0- 0        | 2- 0          |      |      |       |           |
| 0- 0              | 0- 0     | 0- 0      | NEUTRAL        | 0- 0       | 0- 0        | 0- 0          |      |      |       |           |
| 8- 4              | 0- 0     | 0- 0      | CONFERENCE     | 0- 2       | 1- 0        | 7- 2          |      |      |       |           |
| 5- 1              | 0- 0     | 0- 0      | HOME           | 0- 1       | 1- 0        | 4- 0          |      |      |       |           |
| 3- 3              | 0- 0     | 0- 0      | AWAY           | 0- 1       | 0- 0        | 3- 2          |      |      |       |           |
| 0- 0              | 0- 0     | 0- 0      | NEUTRAL        | 0- 0       | 0- 0        | 0- 0          |      |      |       |           |

| RPI 1-25                  |   |                   |       | RPI 26-50 |   |                     |       | RPI 51-100 |   |           |       | RPI 101+ Team's RPI: 150 |   |                    |       |
|---------------------------|---|-------------------|-------|-----------|---|---------------------|-------|------------|---|-----------|-------|--------------------------|---|--------------------|-------|
| RPI                       | S | Opponent          | Score | RPI       | S | Opponent            | Score | RPI        | S | Opponent  | Score | RPI                      | S | Opponent           | Score |
| 4                         | A | Stanford          | 43 69 | 38        | A | California          | 42 67 | 57         | A | Boise St. | 63 74 | 110                      | H | Loyola Marymount   | 53 72 |
| 24                        | A | Drake             | 63 73 | 49        | A | Southern California | 42 58 | 81         | H | Harvard   | 55 75 | 143                      | H | UC Riverside       | 69 56 |
|                           |   |                   |       |           |   |                     |       | 83         | A | UC Davis  | 54 70 | 146                      | H | Washington St.     | 65 52 |
|                           |   |                   |       |           |   |                     |       | 83         | H | UC Davis  | 49 60 | 169                      | A | Santa Clara        | 53 38 |
|                           |   |                   |       |           |   |                     |       | 89         | A | Idaho     | 73 88 | 177                      | A | UC Irvine          | 61 65 |
|                           |   |                   |       |           |   |                     |       |            |   |           |       | 226                      | H | San Diego St.      | 77 74 |
|                           |   |                   |       |           |   |                     |       |            |   |           |       | 233                      | A | Hawaii             | 49 29 |
|                           |   |                   |       |           |   |                     |       |            |   |           |       | 251                      | H | California Baptist | 73 67 |
|                           |   |                   |       |           |   |                     |       |            |   |           |       | 266                      | A | Cal St. Fullerton  | 73 64 |
|                           |   |                   |       |           |   |                     |       |            |   |           |       | 266                      | H | Cal St. Fullerton  | 74 44 |
|                           |   |                   |       |           |   |                     |       |            |   |           |       | 275                      | A | Long Beach St.     | 51 37 |
|                           |   |                   |       |           |   |                     |       |            |   |           |       | 275                      | H | Long Beach St.     | 60 45 |
|                           |   |                   |       |           |   |                     |       |            |   |           |       | 300                      | A | UC Santa Barbara   | 60 61 |
|                           |   |                   |       |           |   |                     |       |            |   |           |       | 300                      | H | UC Santa Barbara   | 73 65 |
|                           |   |                   |       |           |   |                     |       |            |   |           |       | 309                      | H | San Jose St.       | 76 40 |
|                           |   |                   |       |           |   |                     |       |            |   |           |       | 313                      | H | Cal Poly           | 68 52 |
|                           |   |                   |       |           |   |                     |       |            |   |           |       | 321                      | A | Omaha              | 64 52 |
| LAST 12 Division I GAMES: |   |                   |       |           |   |                     |       |            |   |           |       |                          |   |                    |       |
| 81                        | H | Harvard           | 55 75 | 266       | H | Cal St. Fullerton   | 74 44 |            |   |           |       |                          |   |                    |       |
| 275                       | H | Long Beach St.    | 60 45 | 275       | A | Long Beach St.      | 51 37 |            |   |           |       |                          |   |                    |       |
| 266                       | A | Cal St. Fullerton | 73 64 | 83        | H | UC Davis            | 49 60 |            |   |           |       |                          |   |                    |       |
| 313                       | H | Cal Poly          | 68 52 | 143       | H | UC Riverside        | 69 56 |            |   |           |       |                          |   |                    |       |
| 300                       | A | UC Santa Barbara  | 60 61 | 233       | A | Hawaii              | 49 29 |            |   |           |       |                          |   |                    |       |
| 83                        | A | UC Davis          | 54 70 | 177       | A | UC Irvine           | 61 65 |            |   |           |       |                          |   |                    |       |

Non-Div I Games:

CSUN

■ Loss, 
 ■ Non-Conf, 
 ■ S Site, 
 ■ Home 
 ■ A Away 
 N Neutral

|                              |          |           |                |             |               |          |      |       |           |
|------------------------------|----------|-----------|----------------|-------------|---------------|----------|------|-------|-----------|
| Average RPI Win: <b>274</b>  | WON-LOST | WINNING   | LAST 10        | STRENGTH OF | OPP. STRENGTH | TEAM     | ADJ. | CONF. | ADJ CONF. |
| Average RPI Loss: <b>160</b> | RECORD   | PCT. RANK | GAMES          | SCHEDULE    | OF SCHEDULE   | RPI      | RPI  | RPI   | RPI       |
| DIV. I ONLY                  | 5- 19    | 315       | 0- 1           | 229         | 187           | 313      | 313  | 20    | 20        |
| DIV. I NON-CONF.             | 2- 8     | 293       | 0- 0           | 255         | 55            | 292      | 292  | 20    | 20        |
| TOTALS                       | RPI 1-25 | RPI 26-50 | W-L RECORDS    | RPI 51-100  | RPI 101-150   | RPI 150+ |      |       |           |
| 5- 19                        | 0- 1     | 0- 1      | OVERALL        | 0- 2        | 0- 6          | 5- 9     |      |       |           |
| 4- 8                         | 0- 0     | 0- 0      | HOME           | 0- 2        | 0- 3          | 4- 3     |      |       |           |
| 1- 10                        | 0- 1     | 0- 1      | AWAY           | 0- 0        | 0- 3          | 1- 5     |      |       |           |
| 0- 1                         | 0- 0     | 0- 0      | NEUTRAL        | 0- 0        | 0- 0          | 0- 1     |      |       |           |
| 2- 8                         | 0- 1     | 0- 1      | NON-CONFERENCE | 0- 1        | 0- 2          | 2- 3     |      |       |           |
| 1- 3                         | 0- 0     | 0- 0      | HOME           | 0- 1        | 0- 1          | 1- 1     |      |       |           |
| 1- 4                         | 0- 1     | 0- 1      | AWAY           | 0- 0        | 0- 1          | 1- 1     |      |       |           |
| 0- 1                         | 0- 0     | 0- 0      | NEUTRAL        | 0- 0        | 0- 0          | 0- 1     |      |       |           |
| 3- 11                        | 0- 0     | 0- 0      | CONFERENCE     | 0- 1        | 0- 4          | 3- 6     |      |       |           |
| 3- 5                         | 0- 0     | 0- 0      | HOME           | 0- 1        | 0- 2          | 3- 2     |      |       |           |
| 0- 6                         | 0- 0     | 0- 0      | AWAY           | 0- 0        | 0- 2          | 0- 4     |      |       |           |
| 0- 0                         | 0- 0     | 0- 0      | NEUTRAL        | 0- 0        | 0- 0          | 0- 0     |      |       |           |

| RPI 1-25                  |   |                   |              | RPI 26-50 |   |                   |              | RPI 51-100 |   |                   |              | RPI 101+ Team's RPI: 313 |   |                   |              |
|---------------------------|---|-------------------|--------------|-----------|---|-------------------|--------------|------------|---|-------------------|--------------|--------------------------|---|-------------------|--------------|
| RPI                       | S | Opponent          | Score        | RPI       | S | Opponent          | Score        | RPI        | S | Opponent          | Score        | RPI                      | S | Opponent          | Score        |
| 21                        | A | Oregon St.        | 54 <b>79</b> | 33        | A | UCLA              | 35 <b>81</b> | 56         | H | Saint Mary's (CA) | 51 <b>69</b> | 102                      | H | Pepperdine        | 63 <b>70</b> |
|                           |   |                   |              |           |   |                   |              | 83         | H | UC Davis          | 61 <b>85</b> | 111                      | A | Fresno St.        | 58 <b>76</b> |
|                           |   |                   |              |           |   |                   |              |            |   |                   |              | 143                      | A | UC Riverside      | 66 <b>80</b> |
|                           |   |                   |              |           |   |                   |              |            |   |                   |              | 143                      | H | UC Riverside      | 68 <b>75</b> |
|                           |   |                   |              |           |   |                   |              |            |   |                   |              | 143                      | H | UC Riverside      | 68 <b>75</b> |
|                           |   |                   |              |           |   |                   |              |            |   |                   |              | 150                      | A | CSUN              | 52 <b>68</b> |
|                           |   |                   |              |           |   |                   |              |            |   |                   |              | 177                      | A | UC Irvine         | 57 <b>73</b> |
|                           |   |                   |              |           |   |                   |              |            |   |                   |              | 177                      | H | UC Irvine         | 59 <b>75</b> |
|                           |   |                   |              |           |   |                   |              |            |   |                   |              | 187                      | H | Eastern Wash.     | 59 55        |
|                           |   |                   |              |           |   |                   |              |            |   |                   |              | 209                      | H | Illinois          | 51 <b>74</b> |
|                           |   |                   |              |           |   |                   |              |            |   |                   |              | 231                      | A | Sacramento St.    | 85 <b>88</b> |
|                           |   |                   |              |           |   |                   |              |            |   |                   |              | 233                      | A | Hawaii            | 52 <b>70</b> |
|                           |   |                   |              |           |   |                   |              |            |   |                   |              | 233                      | H | Hawaii            | 54 <b>71</b> |
|                           |   |                   |              |           |   |                   |              |            |   |                   |              | 247                      | N | San Francisco     | 62 <b>65</b> |
|                           |   |                   |              |           |   |                   |              |            |   |                   |              | 266                      | A | Cal St. Fullerton | 64 <b>78</b> |
|                           |   |                   |              |           |   |                   |              |            |   |                   |              | 266                      | H | Cal St. Fullerton | 69 58        |
|                           |   |                   |              |           |   |                   |              |            |   |                   |              | 275                      | A | Long Beach St.    | 58 <b>61</b> |
|                           |   |                   |              |           |   |                   |              |            |   |                   |              | 275                      | H | Long Beach St.    | 66 59        |
|                           |   |                   |              |           |   |                   |              |            |   |                   |              | 300                      | H | UC Santa Barbara  | 75 67        |
|                           |   |                   |              |           |   |                   |              |            |   |                   |              | 344                      | A | Seattle U         | 60 50        |
| LAST 12 Division I GAMES: |   |                   |              |           |   |                   |              |            |   |                   |              |                          |   |                   |              |
| 143                       | H | UC Riverside      | 68 <b>75</b> | 275       | H | Long Beach St.    | 66 59        |            |   |                   |              |                          |   |                   |              |
| 266                       | H | Cal St. Fullerton | 69 58        | 233       | A | Hawaii            | 52 <b>70</b> |            |   |                   |              |                          |   |                   |              |
| 143                       | H | UC Riverside      | 68 <b>75</b> | 177       | A | UC Irvine         | 57 <b>73</b> |            |   |                   |              |                          |   |                   |              |
| 143                       | A | UC Riverside      | 66 <b>80</b> | 233       | H | Hawaii            | 54 <b>71</b> |            |   |                   |              |                          |   |                   |              |
| 150                       | A | CSUN              | 52 <b>68</b> | 266       | A | Cal St. Fullerton | 64 <b>78</b> |            |   |                   |              |                          |   |                   |              |
| 83                        | H | UC Davis          | 61 <b>85</b> | 275       | A | Long Beach St.    | 58 <b>61</b> |            |   |                   |              |                          |   |                   |              |

Non-Div I Games: Academy of Art 87 65

Cal Poly

■ Loss, 
 ■ Non-Conf, S Site, 
 ■ Home 
 ■ Away 
 N Neutral

|                   |          |           |                |            |             |               |      |      |       |           |
|-------------------|----------|-----------|----------------|------------|-------------|---------------|------|------|-------|-----------|
| Average RPI Win:  | 278      | WON-LOST  | WINNING        | LAST 10    | STRENGTH OF | OPP. STRENGTH | TEAM | ADJ. | CONF. | ADJ CONF. |
| Average RPI Loss: | 169      | RECORD    | PCT. RANK      | GAMES      | SCHEDULE    | OF SCHEDULE   | RPI  | RPI  | RPI   | RPI       |
| DIV. I ONLY       | 11- 13   | 201       | 0- 1           | 319        | 249         | 266           | 266  | 20   | 20    |           |
| DIV. I NON-CONF.  | 7- 5     | 132       | 0- 0           | 321        | 281         | 232           | 232  | 20   | 20    |           |
| TOTALS            | RPI 1-25 | RPI 26-50 | W-L RECORDS    | RPI 51-100 | RPI 101-150 | RPI 150+      |      |      |       |           |
| 11- 13            | 0- 0     | 0- 0      | OVERALL        | 0- 3       | 0- 3        | 11- 7         |      |      |       |           |
| 6- 6              | 0- 0     | 0- 0      | HOME           | 0- 2       | 0- 1        | 6- 3          |      |      |       |           |
| 5- 7              | 0- 0     | 0- 0      | AWAY           | 0- 1       | 0- 2        | 5- 4          |      |      |       |           |
| 0- 0              | 0- 0     | 0- 0      | NEUTRAL        | 0- 0       | 0- 0        | 0- 0          |      |      |       |           |
| 7- 5              | 0- 0     | 0- 0      | NON-CONFERENCE | 0- 1       | 0- 0        | 7- 4          |      |      |       |           |
| 3- 3              | 0- 0     | 0- 0      | HOME           | 0- 1       | 0- 0        | 3- 2          |      |      |       |           |
| 4- 2              | 0- 0     | 0- 0      | AWAY           | 0- 0       | 0- 0        | 4- 2          |      |      |       |           |
| 0- 0              | 0- 0     | 0- 0      | NEUTRAL        | 0- 0       | 0- 0        | 0- 0          |      |      |       |           |
| 4- 8              | 0- 0     | 0- 0      | CONFERENCE     | 0- 2       | 0- 3        | 4- 3          |      |      |       |           |
| 3- 3              | 0- 0     | 0- 0      | HOME           | 0- 1       | 0- 1        | 3- 1          |      |      |       |           |
| 1- 5              | 0- 0     | 0- 0      | AWAY           | 0- 1       | 0- 2        | 1- 2          |      |      |       |           |
| 0- 0              | 0- 0     | 0- 0      | NEUTRAL        | 0- 0       | 0- 0        | 0- 0          |      |      |       |           |

| RPI 1-25                  |   |                  |       | RPI 26-50 |   |                  |       | RPI 51-100 |   |          |       | RPI 101+ |   |                    |       | Team's RPI: 266 |  |
|---------------------------|---|------------------|-------|-----------|---|------------------|-------|------------|---|----------|-------|----------|---|--------------------|-------|-----------------|--|
| RPI                       | S | Opponent         | Score | RPI       | S | Opponent         | Score | RPI        | S | Opponent | Score | RPI      | S | Opponent           | Score |                 |  |
|                           |   |                  |       |           |   |                  |       | 83         | A | UC Davis | 51 75 | 143      | A | UC Riverside       | 59 62 |                 |  |
|                           |   |                  |       |           |   |                  |       | 83         | H | UC Davis | 39 75 | 150      | A | CSUN               | 44 74 |                 |  |
|                           |   |                  |       |           |   |                  |       | 95         | H | Pacific  | 64 72 | 150      | H | CSUN               | 64 73 |                 |  |
|                           |   |                  |       |           |   |                  |       |            |   |          |       | 157      | A | Washington         | 74 83 |                 |  |
|                           |   |                  |       |           |   |                  |       |            |   |          |       | 169      | H | Santa Clara        | 60 64 |                 |  |
|                           |   |                  |       |           |   |                  |       |            |   |          |       | 177      | A | UC Irvine          | 61 65 |                 |  |
|                           |   |                  |       |           |   |                  |       |            |   |          |       | 178      | A | Portland           | 74 83 |                 |  |
|                           |   |                  |       |           |   |                  |       |            |   |          |       | 203      | H | Dartmouth          | 67 62 |                 |  |
|                           |   |                  |       |           |   |                  |       |            |   |          |       | 226      | H | San Diego St.      | 72 83 |                 |  |
|                           |   |                  |       |           |   |                  |       |            |   |          |       | 233      | H | Hawaii             | 72 68 |                 |  |
|                           |   |                  |       |           |   |                  |       |            |   |          |       | 236      | A | Columbia           | 61 58 |                 |  |
|                           |   |                  |       |           |   |                  |       |            |   |          |       | 251      | A | California Baptist | 79 65 |                 |  |
|                           |   |                  |       |           |   |                  |       |            |   |          |       | 265      | H | CSU Bakersfield    | 64 56 |                 |  |
|                           |   |                  |       |           |   |                  |       |            |   |          |       | 274      | H | Utah Valley        | 56 55 |                 |  |
|                           |   |                  |       |           |   |                  |       |            |   |          |       | 275      | H | Long Beach St.     | 53 59 |                 |  |
|                           |   |                  |       |           |   |                  |       |            |   |          |       | 300      | A | UC Santa Barbara   | 59 52 |                 |  |
|                           |   |                  |       |           |   |                  |       |            |   |          |       | 300      | H | UC Santa Barbara   | 74 62 |                 |  |
|                           |   |                  |       |           |   |                  |       |            |   |          |       | 313      | A | Cal Poly           | 58 69 |                 |  |
|                           |   |                  |       |           |   |                  |       |            |   |          |       | 313      | H | Cal Poly           | 78 64 |                 |  |
|                           |   |                  |       |           |   |                  |       |            |   |          |       | 340      | A | Saint Peter's      | 69 45 |                 |  |
|                           |   |                  |       |           |   |                  |       |            |   |          |       | 344      | A | Seattle U          | 57 54 |                 |  |
| LAST 12 Division I GAMES: |   |                  |       |           |   |                  |       |            |   |          |       |          |   |                    |       |                 |  |
| 313                       | A | Cal Poly         | 58 69 | 150       | A | CSUN             | 44 74 |            |   |          |       |          |   |                    |       |                 |  |
| 300                       | H | UC Santa Barbara | 74 62 | 83        | H | UC Davis         | 39 75 |            |   |          |       |          |   |                    |       |                 |  |
| 150                       | H | CSUN             | 64 73 | 300       | A | UC Santa Barbara | 59 52 |            |   |          |       |          |   |                    |       |                 |  |
| 177                       | A | UC Irvine        | 61 65 | 313       | H | Cal Poly         | 78 64 |            |   |          |       |          |   |                    |       |                 |  |
| 143                       | A | UC Riverside     | 59 62 | 83        | A | UC Davis         | 51 75 |            |   |          |       |          |   |                    |       |                 |  |
| 275                       | H | Long Beach St.   | 53 59 | 233       | H | Hawaii           | 72 68 |            |   |          |       |          |   |                    |       |                 |  |

Non-Div I Games: Antelope Valley 77 65

Cal St. Fullerton

■ Loss, 
 ■ Non-Conf, S Site, 
 ■ Home 
 ■ Away 
 N Neutral

## California

Through Games Of Feb. 26, 2019

|                   |          |           |                |            |             |               |      |      |       |           |
|-------------------|----------|-----------|----------------|------------|-------------|---------------|------|------|-------|-----------|
| Average RPI Win:  | 118      | WON-LOST  | WINNING        | LAST 10    | STRENGTH OF | OPP. STRENGTH | TEAM | ADJ. | CONF. | ADJ CONF. |
| Average RPI Loss: | 35       | RECORD    | PCT. RANK      | GAMES      | SCHEDULE    | OF SCHEDULE   | RPI  | RPI  | RPI   | RPI       |
| DIV. I ONLY       | 16- 11   | 122       | 1- 0           | 15         | 7           | 38            | 38   | 2    | 2     |           |
| DIV. I NON-CONF.  | 9- 2     | 43        | 0- 0           | 52         | 26          | 26            | 26   | 2    | 2     |           |
| TOTALS            | RPI 1-25 | RPI 26-50 | W-L RECORDS    | RPI 51-100 | RPI 101-150 | RPI 150+      |      |      |       |           |
| 16- 11            | 2- 5     | 2- 3      | OVERALL        | 4- 3       | 3- 0        | 5- 0          |      |      |       |           |
| 9- 5              | 2- 3     | 1- 1      | HOME           | 2- 1       | 2- 0        | 2- 0          |      |      |       |           |
| 5- 6              | 0- 2     | 1- 2      | AWAY           | 1- 2       | 1- 0        | 2- 0          |      |      |       |           |
| 2- 0              | 0- 0     | 0- 0      | NEUTRAL        | 1- 0       | 0- 0        | 1- 0          |      |      |       |           |
| 9- 2              | 0- 1     | 1- 0      | NON-CONFERENCE | 3- 1       | 2- 0        | 3- 0          |      |      |       |           |
| 3- 2              | 0- 1     | 0- 0      | HOME           | 1- 1       | 1- 0        | 1- 0          |      |      |       |           |
| 4- 0              | 0- 0     | 1- 0      | AWAY           | 1- 0       | 1- 0        | 1- 0          |      |      |       |           |
| 2- 0              | 0- 0     | 0- 0      | NEUTRAL        | 1- 0       | 0- 0        | 1- 0          |      |      |       |           |
| 7- 9              | 2- 4     | 1- 3      | CONFERENCE     | 1- 2       | 1- 0        | 2- 0          |      |      |       |           |
| 6- 3              | 2- 2     | 1- 1      | HOME           | 1- 0       | 1- 0        | 1- 0          |      |      |       |           |
| 1- 6              | 0- 2     | 0- 2      | AWAY           | 0- 2       | 0- 0        | 1- 0          |      |      |       |           |
| 0- 0              | 0- 0     | 0- 0      | NEUTRAL        | 0- 0       | 0- 0        | 0- 0          |      |      |       |           |

| RPI 1-25                  |   |                     |        | RPI 26-50 |   |                     |       | RPI 51-100 |   |                   |       | RPI 101+ |   |                  |       |
|---------------------------|---|---------------------|--------|-----------|---|---------------------|-------|------------|---|-------------------|-------|----------|---|------------------|-------|
| RPI                       | S | Opponent            | Score  | RPI       | S | Opponent            | Score | RPI        | S | Opponent          | Score | RPI      | S | Opponent         | Score |
| 4                         | A | Stanford            | 50 75  | 28        | A | BYU                 | 70 52 | 56         | A | Saint Mary's (CA) | 81 78 | 126      | A | Penn St.         | 75 58 |
| 4                         | H | Stanford            | 81 80  | 33        | A | UCLA                | 74 80 | 64         | A | Utah              | 74 87 | 146      | H | Washington St.   | 77 63 |
| 5                         | H | Oregon              | 82 105 | 33        | H | UCLA                | 79 84 | 73         | A | Arizona           | 55 60 | 150      | H | CSUN             | 67 42 |
| 6                         | H | UConn               | 66 76  | 49        | A | Southern California | 76 86 | 73         | H | Arizona           | 82 76 | 157      | H | Washington       | 79 70 |
| 19                        | A | Arizona St.         | 61 62  | 49        | H | Southern California | 66 59 | 81         | H | Harvard           | 79 85 | 165      | A | Colorado         | 80 60 |
| 19                        | H | Arizona St.         | 69 60  |           |   |                     |       | 91         | H | Houston           | 80 79 | 166      | N | Tulane           | 65 57 |
| 21                        | H | Oregon St.          | 74 82  |           |   |                     |       | 95         | N | Pacific           | 81 69 | 256      | A | San Diego        | 70 53 |
|                           |   |                     |        |           |   |                     |       |            |   |                   |       | 300      | H | UC Santa Barbara | 69 45 |
| LAST 12 Division I GAMES: |   |                     |        |           |   |                     |       |            |   |                   |       |          |   |                  |       |
| 73                        | H | Arizona             | 82 76  | 4         | A | Stanford            | 50 75 |            |   |                   |       |          |   |                  |       |
| 19                        | H | Arizona St.         | 69 60  | 4         | H | Stanford            | 81 80 |            |   |                   |       |          |   |                  |       |
| 33                        | A | UCLA                | 74 80  | 165       | A | Colorado            | 80 60 |            |   |                   |       |          |   |                  |       |
| 49                        | A | Southern California | 76 86  | 64        | A | Utah                | 74 87 |            |   |                   |       |          |   |                  |       |
| 21                        | H | Oregon St.          | 74 82  | 157       | H | Washington          | 79 70 |            |   |                   |       |          |   |                  |       |
| 5                         | H | Oregon              | 82 105 | 146       | H | Washington St.      | 77 63 |            |   |                   |       |          |   |                  |       |

Non-Div I Games:

California

■ Loss, 
■ Non-Conf, S Site, 
■ Home 
■ Away 
N Neutral



|                   |          |           |                |            |             |               |      |      |       |           |
|-------------------|----------|-----------|----------------|------------|-------------|---------------|------|------|-------|-----------|
| Average RPI Win:  | 285      | WON-LOST  | WINNING        | LAST 10    | STRENGTH OF | OPP. STRENGTH | TEAM | ADJ. | CONF. | ADJ CONF. |
| Average RPI Loss: | 195      | RECORD    | PCT. RANK      | GAMES      | SCHEDULE    | OF SCHEDULE   | RPI  | RPI  | RPI   | RPI       |
| DIV. I ONLY       | 11- 10   | 158       | 1- 0           | 331        | 323         | 251           | 251  | 30   | 30    |           |
| DIV. I NON-CONF.  | 3- 6     | 241       | 0- 0           | 230        | 246         | 244           | 244  | 30   | 30    |           |
| TOTALS            | RPI 1-25 | RPI 26-50 | W-L RECORDS    | RPI 51-100 | RPI 101-150 | RPI 150+      |      |      |       |           |
| 11- 10            | 0- 0     | 0- 1      | OVERALL        | 0- 1       | 1- 2        | 10- 6         |      |      |       |           |
| 6- 3              | 0- 0     | 0- 0      | HOME           | 0- 1       | 1- 0        | 5- 2          |      |      |       |           |
| 5- 6              | 0- 0     | 0- 0      | AWAY           | 0- 0       | 0- 2        | 5- 4          |      |      |       |           |
| 0- 1              | 0- 0     | 0- 1      | NEUTRAL        | 0- 0       | 0- 0        | 0- 0          |      |      |       |           |
| 3- 6              | 0- 0     | 0- 1      | NON-CONFERENCE | 0- 1       | 1- 1        | 2- 3          |      |      |       |           |
| 1- 2              | 0- 0     | 0- 0      | HOME           | 0- 1       | 1- 0        | 0- 1          |      |      |       |           |
| 2- 3              | 0- 0     | 0- 0      | AWAY           | 0- 0       | 0- 1        | 2- 2          |      |      |       |           |
| 0- 1              | 0- 0     | 0- 1      | NEUTRAL        | 0- 0       | 0- 0        | 0- 0          |      |      |       |           |
| 8- 4              | 0- 0     | 0- 0      | CONFERENCE     | 0- 0       | 0- 1        | 8- 3          |      |      |       |           |
| 5- 1              | 0- 0     | 0- 0      | HOME           | 0- 0       | 0- 0        | 5- 1          |      |      |       |           |
| 3- 3              | 0- 0     | 0- 0      | AWAY           | 0- 0       | 0- 1        | 3- 2          |      |      |       |           |
| 0- 0              | 0- 0     | 0- 0      | NEUTRAL        | 0- 0       | 0- 0        | 0- 0          |      |      |       |           |

| RPI S                     | Opponent        | Score  | RPI S | Opponent        | Score | RPI S | Opponent          | Score  | RPI S | Opponent | Score | Team's RPI: 251 |
|---------------------------|-----------------|--------|-------|-----------------|-------|-------|-------------------|--------|-------|----------|-------|-----------------|
| 28 N                      | BYU             | 69 76  | 92 H  | Idaho St.       | 57 72 | 143 H | UC Riverside      | 65 57  |       |          |       |                 |
|                           |                 |        |       |                 |       | 145 A | New Mexico St.    | 69 76  |       |          |       |                 |
|                           |                 |        |       |                 |       | 150 A | CSUN              | 67 73  |       |          |       |                 |
|                           |                 |        |       |                 |       | 225 A | UTRGV             | 56 60  |       |          |       |                 |
|                           |                 |        |       |                 |       | 226 A | San Diego St.     | 67 83  |       |          |       |                 |
|                           |                 |        |       |                 |       | 237 A | UMKC              | 95 92  |       |          |       |                 |
|                           |                 |        |       |                 |       | 237 H | UMKC              | 74 78  |       |          |       |                 |
|                           |                 |        |       |                 |       | 249 A | Northern Ariz.    | 88 91  |       |          |       |                 |
|                           |                 |        |       |                 |       | 265 A | CSU Bakersfield   | 68 45  |       |          |       |                 |
|                           |                 |        |       |                 |       | 265 H | CSU Bakersfield   | 67 43  |       |          |       |                 |
|                           |                 |        |       |                 |       | 266 H | Cal St. Fullerton | 65 79  |       |          |       |                 |
|                           |                 |        |       |                 |       | 274 H | Utah Valley       | 83 54  |       |          |       |                 |
|                           |                 |        |       |                 |       | 275 A | Long Beach St.    | 85 83  |       |          |       |                 |
|                           |                 |        |       |                 |       | 300 A | UC Santa Barbara  | 76 64  |       |          |       |                 |
|                           |                 |        |       |                 |       | 336 A | Grand Canyon      | 71 75  |       |          |       |                 |
|                           |                 |        |       |                 |       | 336 H | Grand Canyon      | 93 50  |       |          |       |                 |
|                           |                 |        |       |                 |       | 344 H | Seattle U         | 100 83 |       |          |       |                 |
|                           |                 |        |       |                 |       | 350 A | Chicago St.       | 93 67  |       |          |       |                 |
|                           |                 |        |       |                 |       | 350 H | Chicago St.       | 89 52  |       |          |       |                 |
| LAST 12 Division I GAMES: |                 |        |       |                 |       |       |                   |        |       |          |       |                 |
| 265 H                     | CSU Bakersfield | 67 43  | 336 A | Grand Canyon    | 71 75 |       |                   |        |       |          |       |                 |
| 336 H                     | Grand Canyon    | 93 50  | 265 A | CSU Bakersfield | 68 45 |       |                   |        |       |          |       |                 |
| 237 A                     | UMKC            | 95 92  | 350 H | Chicago St.     | 89 52 |       |                   |        |       |          |       |                 |
| 350 A                     | Chicago St.     | 93 67  | 237 H | UMKC            | 74 78 |       |                   |        |       |          |       |                 |
| 344 H                     | Seattle U       | 100 83 | 225 A | UTRGV           | 56 60 |       |                   |        |       |          |       |                 |
| 274 H                     | Utah Valley     | 83 54  | 145 A | New Mexico St.  | 69 76 |       |                   |        |       |          |       |                 |

Non-Div I Games: La Sierra 91 44 Notre Dame de Namur 80 47 Westcliff 133 43 Fresno Pacific 93 71

California Baptist

Loss, Non-Conf, S Site, H Home A Away N Neutral

|                   |          |           |                |            |             |               |      |      |       |           |
|-------------------|----------|-----------|----------------|------------|-------------|---------------|------|------|-------|-----------|
| Average RPI Win:  | 289      | WON-LOST  | WINNING        | LAST 10    | STRENGTH OF | OPP. STRENGTH | TEAM | ADJ. | CONF. | ADJ CONF. |
| Average RPI Loss: | 162      | RECORD    | PCT. RANK      | GAMES      | SCHEDULE    | OF SCHEDULE   | RPI  | RPI  | RPI   | RPI       |
| DIV. I ONLY       | 14- 10   | 126       | 1- 0           | 313        | 306         | 214           | 214  | 27   | 27    |           |
| DIV. I NON-CONF.  | 6- 3     | 91        | 1- 0           | 336        | 308         | 220           | 220  | 29   | 29    |           |
| TOTALS            | RPI 1-25 | RPI 26-50 | W-L RECORDS    | RPI 51-100 | RPI 101-150 | RPI 150+      |      |      |       |           |
| 14- 10            | 0- 0     | 0- 0      | OVERALL        | 0- 3       | 0- 2        | 14- 5         |      |      |       |           |
| 7- 5              | 0- 0     | 0- 0      | HOME           | 0- 2       | 0- 0        | 7- 3          |      |      |       |           |
| 6- 5              | 0- 0     | 0- 0      | AWAY           | 0- 1       | 0- 2        | 6- 2          |      |      |       |           |
| 1- 0              | 0- 0     | 0- 0      | NEUTRAL        | 0- 0       | 0- 0        | 1- 0          |      |      |       |           |
| 6- 3              | 0- 0     | 0- 0      | NON-CONFERENCE | 0- 1       | 0- 1        | 6- 1          |      |      |       |           |
| 2- 2              | 0- 0     | 0- 0      | HOME           | 0- 1       | 0- 0        | 2- 1          |      |      |       |           |
| 3- 1              | 0- 0     | 0- 0      | AWAY           | 0- 0       | 0- 1        | 3- 0          |      |      |       |           |
| 1- 0              | 0- 0     | 0- 0      | NEUTRAL        | 0- 0       | 0- 0        | 1- 0          |      |      |       |           |
| 8- 7              | 0- 0     | 0- 0      | CONFERENCE     | 0- 2       | 0- 1        | 8- 4          |      |      |       |           |
| 5- 3              | 0- 0     | 0- 0      | HOME           | 0- 1       | 0- 0        | 5- 2          |      |      |       |           |
| 3- 4              | 0- 0     | 0- 0      | AWAY           | 0- 1       | 0- 1        | 3- 2          |      |      |       |           |
| 0- 0              | 0- 0     | 0- 0      | NEUTRAL        | 0- 0       | 0- 0        | 0- 0          |      |      |       |           |

| RPI 1-25 |   |          | RPI 26-50 |     |   | RPI 51-100 |       |     | RPI 101+ Team's RPI: 214 |              |       |
|----------|---|----------|-----------|-----|---|------------|-------|-----|--------------------------|--------------|-------|
| RPI      | S | Opponent | Score     | RPI | S | Opponent   | Score | RPI | S                        | Opponent     | Score |
|          |   |          |           |     |   |            |       | 76  | A                        | Radford      | 57 61 |
|          |   |          |           |     |   |            |       | 76  | H                        | Radford      | 52 56 |
|          |   |          |           |     |   |            |       | 87  | H                        | Old Dominion | 59 83 |
|          |   |          |           |     |   |            |       |     |                          |              |       |
|          |   |          |           |     |   |            |       |     |                          |              |       |
|          |   |          |           |     |   |            |       |     |                          |              |       |
|          |   |          |           |     |   |            |       |     |                          |              |       |
|          |   |          |           |     |   |            |       |     |                          |              |       |
|          |   |          |           |     |   |            |       |     |                          |              |       |
|          |   |          |           |     |   |            |       |     |                          |              |       |
|          |   |          |           |     |   |            |       |     |                          |              |       |
|          |   |          |           |     |   |            |       |     |                          |              |       |
|          |   |          |           |     |   |            |       |     |                          |              |       |
|          |   |          |           |     |   |            |       |     |                          |              |       |
|          |   |          |           |     |   |            |       |     |                          |              |       |
|          |   |          |           |     |   |            |       |     |                          |              |       |
|          |   |          |           |     |   |            |       |     |                          |              |       |
|          |   |          |           |     |   |            |       |     |                          |              |       |
|          |   |          |           |     |   |            |       |     |                          |              |       |
|          |   |          |           |     |   |            |       |     |                          |              |       |
|          |   |          |           |     |   |            |       |     |                          |              |       |
|          |   |          |           |     |   |            |       |     |                          |              |       |
|          |   |          |           |     |   |            |       |     |                          |              |       |
|          |   |          |           |     |   |            |       |     |                          |              |       |
|          |   |          |           |     |   |            |       |     |                          |              |       |
|          |   |          |           |     |   |            |       |     |                          |              |       |
|          |   |          |           |     |   |            |       |     |                          |              |       |
|          |   |          |           |     |   |            |       |     |                          |              |       |
|          |   |          |           |     |   |            |       |     |                          |              |       |
|          |   |          |           |     |   |            |       |     |                          |              |       |
|          |   |          |           |     |   |            |       |     |                          |              |       |
|          |   |          |           |     |   |            |       |     |                          |              |       |
|          |   |          |           |     |   |            |       |     |                          |              |       |
|          |   |          |           |     |   |            |       |     |                          |              |       |
|          |   |          |           |     |   |            |       |     |                          |              |       |
|          |   |          |           |     |   |            |       |     |                          |              |       |
|          |   |          |           |     |   |            |       |     |                          |              |       |
|          |   |          |           |     |   |            |       |     |                          |              |       |
|          |   |          |           |     |   |            |       |     |                          |              |       |
|          |   |          |           |     |   |            |       |     |                          |              |       |
|          |   |          |           |     |   |            |       |     |                          |              |       |
|          |   |          |           |     |   |            |       |     |                          |              |       |
|          |   |          |           |     |   |            |       |     |                          |              |       |
|          |   |          |           |     |   |            |       |     |                          |              |       |
|          |   |          |           |     |   |            |       |     |                          |              |       |
|          |   |          |           |     |   |            |       |     |                          |              |       |
|          |   |          |           |     |   |            |       |     |                          |              |       |
|          |   |          |           |     |   |            |       |     |                          |              |       |
|          |   |          |           |     |   |            |       |     |                          |              |       |
|          |   |          |           |     |   |            |       |     |                          |              |       |
|          |   |          |           |     |   |            |       |     |                          |              |       |
|          |   |          |           |     |   |            |       |     |                          |              |       |
|          |   |          |           |     |   |            |       |     |                          |              |       |
|          |   |          |           |     |   |            |       |     |                          |              |       |
|          |   |          |           |     |   |            |       |     |                          |              |       |
|          |   |          |           |     |   |            |       |     |                          |              |       |
|          |   |          |           |     |   |            |       |     |                          |              |       |
|          |   |          |           |     |   |            |       |     |                          |              |       |
|          |   |          |           |     |   |            |       |     |                          |              |       |
|          |   |          |           |     |   |            |       |     |                          |              |       |
|          |   |          |           |     |   |            |       |     |                          |              |       |
|          |   |          |           |     |   |            |       |     |                          |              |       |
|          |   |          |           |     |   |            |       |     |                          |              |       |
|          |   |          |           |     |   |            |       |     |                          |              |       |
|          |   |          |           |     |   |            |       |     |                          |              |       |
|          |   |          |           |     |   |            |       |     |                          |              |       |
|          |   |          |           |     |   |            |       |     |                          |              |       |
|          |   |          |           |     |   |            |       |     |                          |              |       |
|          |   |          |           |     |   |            |       |     |                          |              |       |
|          |   |          |           |     |   |            |       |     |                          |              |       |
|          |   |          |           |     |   |            |       |     |                          |              |       |
|          |   |          |           |     |   |            |       |     |                          |              |       |
|          |   |          |           |     |   |            |       |     |                          |              |       |
|          |   |          |           |     |   |            |       |     |                          |              |       |
|          |   |          |           |     |   |            |       |     |                          |              |       |
|          |   |          |           |     |   |            |       |     |                          |              |       |
|          |   |          |           |     |   |            |       |     |                          |              |       |
|          |   |          |           |     |   |            |       |     |                          |              |       |
|          |   |          |           |     |   |            |       |     |                          |              |       |
|          |   |          |           |     |   |            |       |     |                          |              |       |
|          |   |          |           |     |   |            |       |     |                          |              |       |
|          |   |          |           |     |   |            |       |     |                          |              |       |
|          |   |          |           |     |   |            |       |     |                          |              |       |
|          |   |          |           |     |   |            |       |     |                          |              |       |
|          |   |          |           |     |   |            |       |     |                          |              |       |
|          |   |          |           |     |   |            |       |     |                          |              |       |
|          |   |          |           |     |   |            |       |     |                          |              |       |
|          |   |          |           |     |   |            |       |     |                          |              |       |
|          |   |          |           |     |   |            |       |     |                          |              |       |
|          |   |          |           |     |   |            |       |     |                          |              |       |
|          |   |          |           |     |   |            |       |     |                          |              |       |
|          |   |          |           |     |   |            |       |     |                          |              |       |
|          |   |          |           |     |   |            |       |     |                          |              |       |
|          |   |          |           |     |   |            |       |     |                          |              |       |
|          |   |          |           |     |   |            |       |     |                          |              |       |
|          |   |          |           |     |   |            |       |     |                          |              |       |
|          |   |          |           |     |   |            |       |     |                          |              |       |
|          |   |          |           |     |   |            |       |     |                          |              |       |
|          |   |          |           |     |   |            |       |     |                          |              |       |
|          |   |          |           |     |   |            |       |     |                          |              |       |
|          |   |          |           |     |   |            |       |     |                          |              |       |
|          |   |          |           |     |   |            |       |     |                          |              |       |
|          |   |          |           |     |   |            |       |     |                          |              |       |
|          |   |          |           |     |   |            |       |     |                          |              |       |

Non-Div I Games: William Peace 65 36 Columbia (SC) 93 46

Campbell

Loss, Non-Conf, S Site, H Home A Away N Neutral

|                   |          |           |                |            |             |               |      |      |       |           |
|-------------------|----------|-----------|----------------|------------|-------------|---------------|------|------|-------|-----------|
| Average RPI Win:  | 286      | WON-LOST  | WINNING        | LAST 10    | STRENGTH OF | OPP. STRENGTH | TEAM | ADJ. | CONF. | ADJ CONF. |
| Average RPI Loss: | 178      | RECORD    | PCT. RANK      | GAMES      | SCHEDULE    | OF SCHEDULE   | RPI  | RPI  | RPI   | RPI       |
| DIV. I ONLY       | 10- 17   | 250       | 1- 0           | 270        | 276         | 281           | 281  | 26   | 26    |           |
| DIV. I NON-CONF.  | 2- 9     | 297       | 0- 0           | 251        | 251         | 316           | 316  | 27   | 27    |           |
| TOTALS            | RPI 1-25 | RPI 26-50 | W-L RECORDS    | RPI 51-100 | RPI 101-150 | RPI 150+      |      |      |       |           |
| 10- 17            | 0- 0     | 0- 2      | OVERALL        | 0- 2       | 0- 4        | 10- 9         |      |      |       |           |
| 6- 8              | 0- 0     | 0- 2      | HOME           | 0- 1       | 0- 2        | 6- 3          |      |      |       |           |
| 4- 9              | 0- 0     | 0- 0      | AWAY           | 0- 1       | 0- 2        | 4- 6          |      |      |       |           |
| 0- 0              | 0- 0     | 0- 0      | NEUTRAL        | 0- 0       | 0- 0        | 0- 0          |      |      |       |           |
| 2- 9              | 0- 0     | 0- 2      | NON-CONFERENCE | 0- 0       | 0- 2        | 2- 5          |      |      |       |           |
| 1- 5              | 0- 0     | 0- 2      | HOME           | 0- 0       | 0- 1        | 1- 2          |      |      |       |           |
| 1- 4              | 0- 0     | 0- 0      | AWAY           | 0- 0       | 0- 1        | 1- 3          |      |      |       |           |
| 0- 0              | 0- 0     | 0- 0      | NEUTRAL        | 0- 0       | 0- 0        | 0- 0          |      |      |       |           |
| 8- 8              | 0- 0     | 0- 0      | CONFERENCE     | 0- 2       | 0- 2        | 8- 4          |      |      |       |           |
| 5- 3              | 0- 0     | 0- 0      | HOME           | 0- 1       | 0- 1        | 5- 1          |      |      |       |           |
| 3- 5              | 0- 0     | 0- 0      | AWAY           | 0- 1       | 0- 1        | 3- 3          |      |      |       |           |
| 0- 0              | 0- 0     | 0- 0      | NEUTRAL        | 0- 0       | 0- 0        | 0- 0          |      |      |       |           |

| RPI 1-25                  |   |          | RPI 26-50 |     |   | RPI 51-100 |       |     | RPI 101+ Team's RPI: 281 |               |       |
|---------------------------|---|----------|-----------|-----|---|------------|-------|-----|--------------------------|---------------|-------|
| RPI                       | S | Opponent | Score     | RPI | S | Opponent   | Score | RPI | S                        | Opponent      | Score |
|                           |   |          |           | 42  | H | Miami (OH) | 59 62 | 51  | A                        | Quinnipiac    | 68    |
|                           |   |          |           | 43  | H | Buffalo    | 66 84 | 51  | H                        | Quinnipiac    | 42 55 |
| LAST 12 Division I GAMES: |   |          |           |     |   |            |       |     |                          |               |       |
|                           |   |          |           | 232 | H | Monmouth   | 65 56 | 340 | H                        | Saint Peter's | 78 59 |
|                           |   |          |           | 270 | H | Siena      | 66 78 | 331 | H                        | Iona          | 67 47 |
|                           |   |          |           | 136 | A | Marist     | 50 66 | 179 | A                        | Rider         | 62 49 |
|                           |   |          |           | 261 | A | Niagara    | 52 74 | 232 | A                        | Monmouth      | 61 67 |
|                           |   |          |           | 51  | A | Quinnipiac | 51 68 | 51  | H                        | Quinnipiac    | 42 55 |
|                           |   |          |           | 292 | A | Fairfield  | 65 72 | 292 | H                        | Fairfield     | 53 50 |
|                           |   |          |           |     |   |            |       | 331 | A                        | Iona          | 48 40 |
|                           |   |          |           |     |   |            |       | 331 | H                        | Iona          | 67 47 |
|                           |   |          |           |     |   |            |       | 340 | A                        | Saint Peter's | 75 62 |
|                           |   |          |           |     |   |            |       | 340 | H                        | Saint Peter's | 78 59 |

Non-Div I Games:

Canisius

■ Loss, 
 ■ Non-Conf, 
 S Site, 
 H Home 
 A Away 
 N Neutral

## Central Ark.

Through Games Of Feb. 26, 2019

|                   |          |           |                |            |             |               |      |      |       |           |
|-------------------|----------|-----------|----------------|------------|-------------|---------------|------|------|-------|-----------|
| Average RPI Win:  | 319      | WON-LOST  | WINNING        | LAST 10    | STRENGTH OF | OPP. STRENGTH | TEAM | ADJ. | CONF. | ADJ CONF. |
| Average RPI Loss: | 150      | RECORD    | PCT. RANK      | GAMES      | SCHEDULE    | OF SCHEDULE   | RPI  | RPI  | RPI   | RPI       |
| DIV. I ONLY       | 7- 13    | 260       | 0- 1           | 279        | 275         | 279           | 279  | 25   | 25    |           |
| DIV. I NON-CONF.  | 1- 5     | 311       | 0- 0           | 194        | 107         | 266           | 266  | 23   | 23    |           |
| TOTALS            | RPI 1-25 | RPI 26-50 | W-L RECORDS    | RPI 51-100 | RPI 101-150 | RPI 150+      |      |      |       |           |
| 7- 13             | 0- 1     | 0- 1      | OVERALL        | 0- 2       | 0- 2        | 7- 7          |      |      |       |           |
| 4- 4              | 0- 0     | 0- 0      | HOME           | 0- 1       | 0- 1        | 4- 2          |      |      |       |           |
| 3- 9              | 0- 1     | 0- 1      | AWAY           | 0- 1       | 0- 1        | 3- 5          |      |      |       |           |
| 0- 0              | 0- 0     | 0- 0      | NEUTRAL        | 0- 0       | 0- 0        | 0- 0          |      |      |       |           |
| 1- 5              | 0- 1     | 0- 1      | NON-CONFERENCE | 0- 0       | 0- 2        | 1- 1          |      |      |       |           |
| 0- 1              | 0- 0     | 0- 0      | HOME           | 0- 0       | 0- 1        | 0- 0          |      |      |       |           |
| 1- 4              | 0- 1     | 0- 1      | AWAY           | 0- 0       | 0- 1        | 1- 1          |      |      |       |           |
| 0- 0              | 0- 0     | 0- 0      | NEUTRAL        | 0- 0       | 0- 0        | 0- 0          |      |      |       |           |
| 6- 8              | 0- 0     | 0- 0      | CONFERENCE     | 0- 2       | 0- 0        | 6- 6          |      |      |       |           |
| 4- 3              | 0- 0     | 0- 0      | HOME           | 0- 1       | 0- 0        | 4- 2          |      |      |       |           |
| 2- 5              | 0- 0     | 0- 0      | AWAY           | 0- 1       | 0- 0        | 2- 4          |      |      |       |           |
| 0- 0              | 0- 0     | 0- 0      | NEUTRAL        | 0- 0       | 0- 0        | 0- 0          |      |      |       |           |

| RPI 1-25                  |   |                  |       | RPI 26-50 |   |                   |       | RPI 51-100 |   |                  |       | RPI 101+ Team's RPI: 279 |   |                    |       |
|---------------------------|---|------------------|-------|-----------|---|-------------------|-------|------------|---|------------------|-------|--------------------------|---|--------------------|-------|
| RPI                       | S | Opponent         | Score | RPI       | S | Opponent          | Score | RPI        | S | Opponent         | Score | RPI                      | S | Opponent           | Score |
| 22                        | A | Texas A&M        | 27 84 | 37        | A | Kansas St.        | 54 70 | 59         | A | Lamar University | 37 57 | 101                      | H | South Alabama      | 50 58 |
|                           |   |                  |       |           |   |                   |       | 79         | H | SFA              | 53 59 | 129                      | A | Oklahoma           | 52 65 |
|                           |   |                  |       |           |   |                   |       |            |   |                  |       | 164                      | A | Abilene Christian  | 70 77 |
|                           |   |                  |       |           |   |                   |       |            |   |                  |       | 173                      | A | Nicholls St.       | 52 68 |
|                           |   |                  |       |           |   |                   |       |            |   |                  |       | 173                      | H | Nicholls St.       | 60 64 |
|                           |   |                  |       |           |   |                   |       |            |   |                  |       | 183                      | A | Sam Houston St.    | 62 66 |
|                           |   |                  |       |           |   |                   |       |            |   |                  |       | 246                      | H | A&M-Corpus Christi | 65 73 |
|                           |   |                  |       |           |   |                   |       |            |   |                  |       | 277                      | A | Jackson St.        | 56 65 |
|                           |   |                  |       |           |   |                   |       |            |   |                  |       | 290                      | A | New Orleans        | 62 60 |
|                           |   |                  |       |           |   |                   |       |            |   |                  |       | 302                      | H | Incarinate Word    | 74 43 |
|                           |   |                  |       |           |   |                   |       |            |   |                  |       | 306                      | A | Southeastern La.   | 53 62 |
|                           |   |                  |       |           |   |                   |       |            |   |                  |       | 306                      | H | Southeastern La.   | 75 33 |
|                           |   |                  |       |           |   |                   |       |            |   |                  |       | 322                      | H | Northwestern St.   | 74 52 |
|                           |   |                  |       |           |   |                   |       |            |   |                  |       | 323                      | H | McNeese            | 76 45 |
|                           |   |                  |       |           |   |                   |       |            |   |                  |       | 341                      | A | Houston Baptist    | 77 58 |
|                           |   |                  |       |           |   |                   |       |            |   |                  |       | 351                      | A | Alcorn             | 57 46 |
| LAST 12 Division I GAMES: |   |                  |       |           |   |                   |       |            |   |                  |       |                          |   |                    |       |
| 173                       | A | Nicholls St.     | 52 68 | 164       | A | Abilene Christian | 70 77 |            |   |                  |       |                          |   |                    |       |
| 323                       | H | McNeese          | 76 45 | 290       | A | New Orleans       | 62 60 |            |   |                  |       |                          |   |                    |       |
| 341                       | A | Houston Baptist  | 77 58 | 173       | H | Nicholls St.      | 60 64 |            |   |                  |       |                          |   |                    |       |
| 306                       | H | Southeastern La. | 75 33 | 302       | H | Incarinate Word   | 74 43 |            |   |                  |       |                          |   |                    |       |
| 322                       | H | Northwestern St. | 74 52 | 59        | A | Lamar University  | 37 57 |            |   |                  |       |                          |   |                    |       |
| 79                        | H | SFA              | 53 59 | 183       | A | Sam Houston St.   | 62 66 |            |   |                  |       |                          |   |                    |       |

Non-Div I Games: Central Baptist 55 34 Crowley's Ridge 91 33 Williams Baptist 70 35 Hendrix 72 40  
Central Ark.

Loss, Non-Conf, S Site, H Home A Away N Neutral

|                   |          |           |                |            |             |               |      |      |       |           |
|-------------------|----------|-----------|----------------|------------|-------------|---------------|------|------|-------|-----------|
| Average RPI Win:  | 290      | WON-LOST  | WINNING        | LAST 10    | STRENGTH OF | OPP. STRENGTH | TEAM | ADJ. | CONF. | ADJ CONF. |
| Average RPI Loss: | 210      | RECORD    | PCT. RANK      | GAMES      | SCHEDULE    | OF SCHEDULE   | RPI  | RPI  | RPI   | RPI       |
| DIV. I ONLY       | 6- 19    | 300       | 0- 1           | 280        | 326         | 320           | 320  | 31   | 31    |           |
| DIV. I NON-CONF.  | 3- 7     | 256       | 0- 0           | 197        | 197         | 242           | 242  | 31   | 31    |           |
| TOTALS            | RPI 1-25 | RPI 26-50 | W-L RECORDS    | RPI 51-100 | RPI 101-150 | RPI 150+      |      |      |       |           |
| 6- 19             | 0- 0     | 0- 2      | OVERALL        | 0- 0       | 0- 3        | 6- 14         |      |      |       |           |
| 4- 7              | 0- 0     | 0- 1      | HOME           | 0- 0       | 0- 2        | 4- 4          |      |      |       |           |
| 2- 12             | 0- 0     | 0- 1      | AWAY           | 0- 0       | 0- 1        | 2- 10         |      |      |       |           |
| 0- 0              | 0- 0     | 0- 0      | NEUTRAL        | 0- 0       | 0- 0        | 0- 0          |      |      |       |           |
| 3- 7              | 0- 0     | 0- 2      | NON-CONFERENCE | 0- 0       | 0- 3        | 3- 2          |      |      |       |           |
| 1- 3              | 0- 0     | 0- 1      | HOME           | 0- 0       | 0- 2        | 1- 0          |      |      |       |           |
| 2- 4              | 0- 0     | 0- 1      | AWAY           | 0- 0       | 0- 1        | 2- 2          |      |      |       |           |
| 0- 0              | 0- 0     | 0- 0      | NEUTRAL        | 0- 0       | 0- 0        | 0- 0          |      |      |       |           |
| 3- 12             | 0- 0     | 0- 0      | CONFERENCE     | 0- 0       | 0- 0        | 3- 12         |      |      |       |           |
| 3- 4              | 0- 0     | 0- 0      | HOME           | 0- 0       | 0- 0        | 3- 4          |      |      |       |           |
| 0- 8              | 0- 0     | 0- 0      | AWAY           | 0- 0       | 0- 0        | 0- 8          |      |      |       |           |
| 0- 0              | 0- 0     | 0- 0      | NEUTRAL        | 0- 0       | 0- 0        | 0- 0          |      |      |       |           |

| RPI 1-25                  |   |          |       | RPI 26-50 |   |                      |       | RPI 51-100 |   |          |       | RPI 101+ Team's RPI: 320 |   |                      |       |
|---------------------------|---|----------|-------|-----------|---|----------------------|-------|------------|---|----------|-------|--------------------------|---|----------------------|-------|
| RPI                       | S | Opponent | Score | RPI       | S | Opponent             | Score | RPI        | S | Opponent | Score | RPI                      | S | Opponent             | Score |
|                           |   |          |       | 27        | A | Rutgers              | 44 73 |            |   |          |       | 113                      | H | Hartford             | 52 54 |
|                           |   |          |       | 43        | H | Buffalo              | 69 82 |            |   |          |       | 116                      | A | Yale                 | 46 58 |
|                           |   |          |       |           |   |                      |       |            |   |          |       | 139                      | H | Lehigh               | 62 88 |
|                           |   |          |       |           |   |                      |       |            |   |          |       | 198                      | A | Robert Morris        | 40 60 |
|                           |   |          |       |           |   |                      |       |            |   |          |       | 198                      | H | Robert Morris        | 57 64 |
|                           |   |          |       |           |   |                      |       |            |   |          |       | 215                      | A | Sacred Heart         | 61 66 |
|                           |   |          |       |           |   |                      |       |            |   |          |       | 215                      | H | Sacred Heart         | 46 73 |
|                           |   |          |       |           |   |                      |       |            |   |          |       | 227                      | A | Massachusetts        | 59 74 |
|                           |   |          |       |           |   |                      |       |            |   |          |       | 229                      | A | Saint Francis (PA)   | 68 83 |
|                           |   |          |       |           |   |                      |       |            |   |          |       | 229                      | H | Saint Francis (PA)   | 73 62 |
|                           |   |          |       |           |   |                      |       |            |   |          |       | 238                      | A | Mt. St. Mary's       | 53 84 |
|                           |   |          |       |           |   |                      |       |            |   |          |       | 238                      | H | Mt. St. Mary's       | 44 61 |
|                           |   |          |       |           |   |                      |       |            |   |          |       | 250                      | A | Albany (NY)          | 60 53 |
|                           |   |          |       |           |   |                      |       |            |   |          |       | 262                      | A | St. Francis Brooklyn | 58 70 |
|                           |   |          |       |           |   |                      |       |            |   |          |       | 272                      | A | Brown                | 63 68 |
|                           |   |          |       |           |   |                      |       |            |   |          |       | 299                      | A | Bryant               | 60 72 |
|                           |   |          |       |           |   |                      |       |            |   |          |       | 299                      | H | Bryant               | 66 65 |
|                           |   |          |       |           |   |                      |       |            |   |          |       | 307                      | A | Morgan St.           | 60 36 |
|                           |   |          |       |           |   |                      |       |            |   |          |       | 308                      | H | New Hampshire        | 56 47 |
| LAST 12 Division I GAMES: |   |          |       |           |   |                      |       |            |   |          |       |                          |   |                      |       |
|                           |   |          |       | 238       | H | Mt. St. Mary's       | 44 61 |            |   |          |       | 299                      | H | Bryant               | 66 65 |
|                           |   |          |       | 215       | H | Sacred Heart         | 46 73 |            |   |          |       | 346                      | H | LIU Brooklyn         | 63 57 |
|                           |   |          |       | 262       | A | St. Francis Brooklyn | 58 70 |            |   |          |       | 299                      | A | Bryant               | 60 72 |
|                           |   |          |       | 311       | A | Wagner               | 62 70 |            |   |          |       | 198                      | H | Robert Morris        | 57 64 |
|                           |   |          |       | 198       | A | Robert Morris        | 40 60 |            |   |          |       | 229                      | H | Saint Francis (PA)   | 73 62 |
|                           |   |          |       | 229       | A | Saint Francis (PA)   | 68 83 |            |   |          |       | 238                      | A | Mt. St. Mary's       | 53 84 |

Non-Div I Games:

Central Conn. St.

■ Loss, 
■ Non-Conf, 
■ S Site, 
■ H Home 
■ A Away 
N Neutral

## Central Mich.

Through Games Of Feb. 26, 2019

|                   |          |           |                |            |             |               |      |      |       |           |
|-------------------|----------|-----------|----------------|------------|-------------|---------------|------|------|-------|-----------|
| Average RPI Win:  | 138      | WON-LOST  | WINNING        | LAST 10    | STRENGTH OF | OPP. STRENGTH | TEAM | ADJ. | CONF. | ADJ CONF. |
| Average RPI Loss: | 59       | RECORD    | PCT. RANK      | GAMES      | SCHEDULE    | OF SCHEDULE   | RPI  | RPI  | RPI   | RPI       |
| DIV. I ONLY       | 20- 6    | 40        | 1- 0           | 36         | 68          | 23            | 23   | 7    | 7     |           |
| DIV. I NON-CONF.  | 9- 3     | 61        | 0- 0           | 91         | 6           | 44            | 44   | 9    | 9     |           |
| TOTALS            | RPI 1-25 | RPI 26-50 | W-L RECORDS    | RPI 51-100 | RPI 101-150 | RPI 150+      |      |      |       |           |
| 20- 6             | 2- 1     | 3- 3      | OVERALL        | 5- 1       | 2- 0        | 8- 1          |      |      |       |           |
| 8- 4              | 1- 1     | 1- 3      | HOME           | 1- 0       | 2- 0        | 3- 0          |      |      |       |           |
| 11- 1             | 1- 0     | 2- 0      | AWAY           | 4- 1       | 0- 0        | 4- 0          |      |      |       |           |
| 1- 1              | 0- 0     | 0- 0      | NEUTRAL        | 0- 0       | 0- 0        | 1- 1          |      |      |       |           |
| 9- 3              | 2- 1     | 0- 1      | NON-CONFERENCE | 2- 0       | 1- 0        | 4- 1          |      |      |       |           |
| 3- 2              | 1- 1     | 0- 1      | HOME           | 0- 0       | 1- 0        | 1- 0          |      |      |       |           |
| 5- 0              | 1- 0     | 0- 0      | AWAY           | 2- 0       | 0- 0        | 2- 0          |      |      |       |           |
| 1- 1              | 0- 0     | 0- 0      | NEUTRAL        | 0- 0       | 0- 0        | 1- 1          |      |      |       |           |
| 11- 3             | 0- 0     | 3- 2      | CONFERENCE     | 3- 1       | 1- 0        | 4- 0          |      |      |       |           |
| 5- 2              | 0- 0     | 1- 2      | HOME           | 1- 0       | 1- 0        | 2- 0          |      |      |       |           |
| 6- 1              | 0- 0     | 2- 0      | AWAY           | 2- 1       | 0- 0        | 2- 0          |      |      |       |           |
| 0- 0              | 0- 0     | 0- 0      | NEUTRAL        | 0- 0       | 0- 0        | 0- 0          |      |      |       |           |

| RPI | S | Opponent   | Score |
|-----|---|------------|-------|
| 3   | H | Louisville | 68 72 |
| 15  | H | UCF        | 75 68 |
| 18  | A | Miami (FL) | 90 80 |

| RPI | S | Opponent         | Score  |
|-----|---|------------------|--------|
| 29  | H | South Dakota St. | 71 80  |
| 32  | A | Ohio             | 88 70  |
| 32  | H | Ohio             | 75 78  |
| 42  | H | Miami (OH)       | 67 70  |
| 43  | A | Buffalo          | 100 95 |
| 43  | H | Buffalo          | 76 65  |

| RPI | S | Opponent      | Score |
|-----|---|---------------|-------|
| 51  | A | Quinnipiac    | 67 52 |
| 80  | A | Toledo        | 59 62 |
| 85  | A | Kent St.      | 82 75 |
| 98  | A | Virginia      | 74 61 |
| 99  | A | Northern Ill. | 89 66 |
| 99  | H | Northern Ill. | 76 52 |

| RPI | S | Opponent      | Score  |
|-----|---|---------------|--------|
| 119 | H | Western Ky.   | 108 90 |
| 148 | H | Akron         | 94 71  |
| 162 | N | Chattanooga   | 73 50  |
| 166 | N | Tulane        | 57 68  |
| 195 | A | Vanderbilt    | 66 57  |
| 204 | H | Eastern Mich. | 71 61  |
| 212 | H | Ball St.      | 81 63  |
| 218 | A | Bowling Green | 92 54  |
| 269 | A | Western Mich. | 87 53  |
| 310 | H | Oakland       | 104 61 |
| 331 | A | Iona          | 82 39  |

## LAST 12 Division I GAMES:

|     |   |               |        |
|-----|---|---------------|--------|
| 212 | H | Ball St.      | 81 63  |
| 99  | H | Northern Ill. | 76 52  |
| 43  | A | Buffalo       | 100 95 |
| 269 | A | Western Mich. | 87 53  |
| 32  | H | Ohio          | 75 78  |
| 43  | H | Buffalo       | 76 65  |
| 218 | A | Bowling Green | 92 54  |
| 204 | H | Eastern Mich. | 71 61  |
| 80  | A | Toledo        | 59 62  |
| 85  | A | Kent St.      | 82 75  |
| 42  | H | Miami (OH)    | 67 70  |
| 99  | A | Northern Ill. | 89 66  |

Non-Div I Games:

Central Mich.

■ Loss, 
 ■ Non-Conf, S Site, 
 ■ Home 
 ■ Away 
 N Neutral

Charleston So.

Through Games Of Feb. 26, 2019

|                   |          |           |                |            |             |               |      |      |       |           |
|-------------------|----------|-----------|----------------|------------|-------------|---------------|------|------|-------|-----------|
| Average RPI Win:  | 283      | WON-LOST  | WINNING        | LAST 10    | STRENGTH OF | OPP. STRENGTH | TEAM | ADJ. | CONF. | ADJ CONF. |
| Average RPI Loss: | 198      | RECORD    | PCT. RANK      | GAMES      | SCHEDULE    | OF SCHEDULE   | RPI  | RPI  | RPI   | RPI       |
| DIV. I ONLY       | 7- 16    | 274       | 1- 0           | 261        | 327         | 293           | 293  | 27   | 27    |           |
| DIV. I NON-CONF.  | 0- 8     | 336       | 0- 0           | 278        | 314         | 347           | 347  | 29   | 29    |           |
| TOTALS            | RPI 1-25 | RPI 26-50 | W-L RECORDS    | RPI 51-100 | RPI 101-150 | RPI 150+      |      |      |       |           |
| 7- 16             | 0- 0     | 0- 0      | OVERALL        | 0- 2       | 0- 3        | 7- 11         |      |      |       |           |
| 3- 7              | 0- 0     | 0- 0      | HOME           | 0- 1       | 0- 2        | 3- 4          |      |      |       |           |
| 4- 9              | 0- 0     | 0- 0      | AWAY           | 0- 1       | 0- 1        | 4- 7          |      |      |       |           |
| 0- 0              | 0- 0     | 0- 0      | NEUTRAL        | 0- 0       | 0- 0        | 0- 0          |      |      |       |           |
| 0- 8              | 0- 0     | 0- 0      | NON-CONFERENCE | 0- 1       | 0- 1        | 0- 6          |      |      |       |           |
| 0- 3              | 0- 0     | 0- 0      | HOME           | 0- 0       | 0- 1        | 0- 2          |      |      |       |           |
| 0- 5              | 0- 0     | 0- 0      | AWAY           | 0- 1       | 0- 0        | 0- 4          |      |      |       |           |
| 0- 0              | 0- 0     | 0- 0      | NEUTRAL        | 0- 0       | 0- 0        | 0- 0          |      |      |       |           |
| 7- 8              | 0- 0     | 0- 0      | CONFERENCE     | 0- 1       | 0- 2        | 7- 5          |      |      |       |           |
| 3- 4              | 0- 0     | 0- 0      | HOME           | 0- 1       | 0- 1        | 3- 2          |      |      |       |           |
| 4- 4              | 0- 0     | 0- 0      | AWAY           | 0- 0       | 0- 1        | 4- 3          |      |      |       |           |
| 0- 0              | 0- 0     | 0- 0      | NEUTRAL        | 0- 0       | 0- 0        | 0- 0          |      |      |       |           |

| RPI 1-25                  |   |          | RPI 26-50 |     |   | RPI 51-100    |       |     |   | RPI 101+ |       |     | Team's RPI: 293 |                    |       |
|---------------------------|---|----------|-----------|-----|---|---------------|-------|-----|---|----------|-------|-----|-----------------|--------------------|-------|
| RPI                       | S | Opponent | Score     | RPI | S | Opponent      | Score | RPI | S | Opponent | Score | RPI | S               | Opponent           | Score |
|                           |   |          |           |     |   |               |       | 76  | H | Radford  | 41 67 | 123 | A               | High Point         | 64 71 |
|                           |   |          |           |     |   |               |       | 97  | A | Georgia  | 75 83 | 123 | H               | High Point         | 62 69 |
|                           |   |          |           |     |   |               |       |     |   |          |       | 137 | H               | Davidson           | 34 72 |
|                           |   |          |           |     |   |               |       |     |   |          |       | 154 | H               | Tennessee Tech     | 55 77 |
|                           |   |          |           |     |   |               |       |     |   |          |       | 186 | H               | UNC Asheville      | 70 59 |
|                           |   |          |           |     |   |               |       |     |   |          |       | 200 | A               | Hampton            | 72 57 |
|                           |   |          |           |     |   |               |       |     |   |          |       | 200 | H               | Hampton            | 66 74 |
|                           |   |          |           |     |   |               |       |     |   |          |       | 214 | A               | Campbell           | 51 52 |
|                           |   |          |           |     |   |               |       |     |   |          |       | 214 | H               | Campbell           | 58 60 |
|                           |   |          |           |     |   |               |       |     |   |          |       | 220 | A               | Florida            | 60 70 |
|                           |   |          |           |     |   |               |       |     |   |          |       | 228 | H               | Jacksonville       | 58 68 |
|                           |   |          |           |     |   |               |       |     |   |          |       | 244 | A               | Gardner-Webb       | 65 75 |
|                           |   |          |           |     |   |               |       |     |   |          |       | 244 | H               | Gardner-Webb       | 66 58 |
|                           |   |          |           |     |   |               |       |     |   |          |       | 268 | A               | North Florida      | 76 82 |
|                           |   |          |           |     |   |               |       |     |   |          |       | 287 | A               | Col. of Charleston | 52 79 |
|                           |   |          |           |     |   |               |       |     |   |          |       | 289 | A               | Winthrop           | 52 57 |
|                           |   |          |           |     |   |               |       |     |   |          |       | 301 | A               | South Carolina St. | 58 67 |
|                           |   |          |           |     |   |               |       |     |   |          |       | 330 | A               | Presbyterian       | 63 55 |
|                           |   |          |           |     |   |               |       |     |   |          |       | 335 | A               | Longwood           | 81 74 |
|                           |   |          |           |     |   |               |       |     |   |          |       | 342 | A               | USC Upstate        | 78 75 |
|                           |   |          |           |     |   |               |       |     |   |          |       | 342 | H               | USC Upstate        | 74 62 |
| LAST 12 Division I GAMES: |   |          |           |     |   |               |       |     |   |          |       |     |                 |                    |       |
|                           |   |          |           | 244 | H | Gardner-Webb  | 66 58 |     |   |          |       | 330 | A               | Presbyterian       | 63 55 |
|                           |   |          |           | 214 | A | Campbell      | 51 52 |     |   |          |       | 244 | A               | Gardner-Webb       | 65 75 |
|                           |   |          |           | 200 | A | Hampton       | 72 57 |     |   |          |       | 123 | A               | High Point         | 64 71 |
|                           |   |          |           | 123 | H | High Point    | 62 69 |     |   |          |       | 342 | A               | USC Upstate        | 78 75 |
|                           |   |          |           | 342 | H | USC Upstate   | 74 62 |     |   |          |       | 76  | H               | Radford            | 41 67 |
|                           |   |          |           | 186 | H | UNC Asheville | 70 59 |     |   |          |       | 335 | A               | Longwood           | 81 74 |

Non-Div I Games: Converse 101 50 Columbia (SC) 89 57 Erskine 74 50

Charleston So.

Loss, Non-Conf, S Site, H Home A Away N Neutral

|                              |          |           |                |             |               |          |      |       |           |
|------------------------------|----------|-----------|----------------|-------------|---------------|----------|------|-------|-----------|
| Average RPI Win: <b>194</b>  | WON-LOST | WINNING   | LAST 10        | STRENGTH OF | OPP. STRENGTH | TEAM     | ADJ. | CONF. | ADJ CONF. |
| Average RPI Loss: <b>131</b> | RECORD   | PCT. RANK | GAMES          | SCHEDULE    | OF SCHEDULE   | RPI      | RPI  | RPI   | RPI       |
| DIV. I ONLY                  | 15- 11   | 132       | 1- 0           | 88          | 188           | 118      | 118  | 14    | 14        |
| DIV. I NON-CONF.             | 8- 4     | 91        | 1- 0           | 55          | 271           | 67       | 67   | 17    | 17        |
| TOTALS                       | RPI 1-25 | RPI 26-50 | W-L RECORDS    | RPI 51-100  | RPI 101-150   | RPI 150+ |      |       |           |
| 15- 11                       | 0- 0     | 0- 1      | OVERALL        | 3- 2        | 3- 3          | 9- 5     |      |       |           |
| 12- 2                        | 0- 0     | 0- 0      | HOME           | 2- 1        | 2- 1          | 8- 0     |      |       |           |
| 2- 9                         | 0- 0     | 0- 1      | AWAY           | 1- 1        | 1- 2          | 0- 5     |      |       |           |
| 1- 0                         | 0- 0     | 0- 0      | NEUTRAL        | 0- 0        | 0- 0          | 1- 0     |      |       |           |
| 8- 4                         | 0- 0     | 0- 0      | NON-CONFERENCE | 1- 1        | 2- 2          | 5- 1     |      |       |           |
| 6- 1                         | 0- 0     | 0- 0      | HOME           | 1- 0        | 1- 1          | 4- 0     |      |       |           |
| 1- 3                         | 0- 0     | 0- 0      | AWAY           | 0- 1        | 1- 1          | 0- 1     |      |       |           |
| 1- 0                         | 0- 0     | 0- 0      | NEUTRAL        | 0- 0        | 0- 0          | 1- 0     |      |       |           |
| 7- 7                         | 0- 0     | 0- 1      | CONFERENCE     | 2- 1        | 1- 1          | 4- 4     |      |       |           |
| 6- 1                         | 0- 0     | 0- 0      | HOME           | 1- 1        | 1- 0          | 4- 0     |      |       |           |
| 1- 6                         | 0- 0     | 0- 1      | AWAY           | 1- 0        | 0- 1          | 0- 4     |      |       |           |
| 0- 0                         | 0- 0     | 0- 0      | NEUTRAL        | 0- 0        | 0- 0          | 0- 0     |      |       |           |

| RPI 1-25                  |   |          | RPI 26-50 |     |   | RPI 51-100   |       |     | RPI 101+ |              |       | Team's RPI: 118 |   |                 |       |
|---------------------------|---|----------|-----------|-----|---|--------------|-------|-----|----------|--------------|-------|-----------------|---|-----------------|-------|
| RPI                       | S | Opponent | Score     | RPI | S | Opponent     | Score | RPI | S        | Opponent     | Score |                 |   |                 |       |
|                           |   |          |           | 35  | A | Rice         | 51 61 | 62  | H        | Middle Tenn. | 55 62 | 103             | H | UAB             | 60 56 |
|                           |   |          |           |     |   |              |       | 63  | H        | Wright St.   | 88 85 | 117             | A | Fordham         | 64 71 |
|                           |   |          |           |     |   |              |       | 87  | A        | Old Dominion | 60 53 | 119             | A | Western Ky.     | 58 76 |
|                           |   |          |           |     |   |              |       | 87  | H        | Old Dominion | 69 59 | 128             | H | Wake Forest     | 43 69 |
|                           |   |          |           |     |   |              |       | 98  | A        | Virginia     | 61 65 | 137             | H | Davidson        | 78 66 |
|                           |   |          |           |     |   |              |       |     |          |              |       | 139             | A | Lehigh          | 62 60 |
|                           |   |          |           |     |   |              |       |     |          |              |       | 153             | A | Mercer          | 40 57 |
|                           |   |          |           |     |   |              |       |     |          |              |       | 172             | A | Louisiana Tech  | 51 88 |
|                           |   |          |           |     |   |              |       |     |          |              |       | 176             | A | North Texas     | 63 68 |
|                           |   |          |           |     |   |              |       |     |          |              |       | 180             | A | Southern Miss.  | 54 65 |
|                           |   |          |           |     |   |              |       |     |          |              |       | 186             | H | UNC Asheville   | 70 53 |
|                           |   |          |           |     |   |              |       |     |          |              |       | 202             | A | Marshall        | 62 63 |
|                           |   |          |           |     |   |              |       |     |          |              |       | 207             | H | Bethune-Cookman | 73 69 |
|                           |   |          |           |     |   |              |       |     |          |              |       | 217             | N | Liberty         | 63 61 |
|                           |   |          |           |     |   |              |       |     |          |              |       | 223             | H | East Carolina   | 52 46 |
|                           |   |          |           |     |   |              |       |     |          |              |       | 259             | H | Wofford         | 85 63 |
|                           |   |          |           |     |   |              |       |     |          |              |       | 278             | H | UTEP            | 62 39 |
|                           |   |          |           |     |   |              |       |     |          |              |       | 304             | H | Fla. Atlantic   | 68 47 |
|                           |   |          |           |     |   |              |       |     |          |              |       | 305             | H | UTSA            | 66 54 |
|                           |   |          |           |     |   |              |       |     |          |              |       | 315             | H | FIU             | 69 54 |
| LAST 12 Division I GAMES: |   |          |           |     |   |              |       |     |          |              |       |                 |   |                 |       |
|                           |   |          |           | 139 | A | Lehigh       | 62 60 |     |          |              |       | 35              | A | Rice            | 51 61 |
|                           |   |          |           | 87  | A | Old Dominion | 60 53 |     |          |              |       | 278             | H | UTEP            | 62 39 |
|                           |   |          |           | 87  | H | Old Dominion | 69 59 |     |          |              |       | 305             | H | UTSA            | 66 54 |
|                           |   |          |           | 103 | H | UAB          | 60 56 |     |          |              |       | 172             | A | Louisiana Tech  | 51 88 |
|                           |   |          |           | 62  | H | Middle Tenn. | 55 62 |     |          |              |       | 180             | A | Southern Miss.  | 54 65 |
|                           |   |          |           | 176 | A | North Texas  | 63 68 |     |          |              |       | 304             | H | Fla. Atlantic   | 68 47 |

Non-Div I Games:

Charlotte



## Chattanooga

Through Games Of Feb. 26, 2019

|                              |               |            |                |             |               |            |            |           |           |
|------------------------------|---------------|------------|----------------|-------------|---------------|------------|------------|-----------|-----------|
| Average RPI Win: <b>237</b>  | WON-LOST      | WINNING    | LAST 10        | STRENGTH OF | OPP. STRENGTH | TEAM       | ADJ.       | CONF.     | ADJ CONF. |
| Average RPI Loss: <b>102</b> | RECORD        | PCT. RANK  | GAMES          | SCHEDULE    | OF SCHEDULE   | RPI        | RPI        | RPI       | RPI       |
| DIV. I ONLY                  | <b>11- 15</b> | <b>220</b> | <b>1- 0</b>    | <b>47</b>   | <b>211</b>    | <b>162</b> | <b>162</b> | <b>28</b> | <b>28</b> |
| DIV. I NON-CONF.             | <b>4- 10</b>  | <b>264</b> | <b>1- 0</b>    | <b>2</b>    | <b>61</b>     | <b>90</b>  | <b>90</b>  | <b>24</b> | <b>24</b> |
| TOTALS                       | RPI 1-25      | RPI 26-50  | W-L RECORDS    | RPI 51-100  | RPI 101-150   | RPI 150+   |            |           |           |
| 11- 15                       | 0- 4          | 0- 1       | OVERALL        | 1- 3        | 0- 2          | 10- 5      |            |           |           |
| 7- 6                         | 0- 2          | 0- 1       | HOME           | 0- 1        | 0- 1          | 7- 1       |            |           |           |
| 2- 7                         | 0- 1          | 0- 0       | AWAY           | 0- 1        | 0- 1          | 2- 4       |            |           |           |
| 2- 2                         | 0- 1          | 0- 0       | NEUTRAL        | 1- 1        | 0- 0          | 1- 0       |            |           |           |
| 4- 10                        | 0- 4          | 0- 1       | NON-CONFERENCE | 1- 3        | 0- 2          | 3- 0       |            |           |           |
| 1- 5                         | 0- 2          | 0- 1       | HOME           | 0- 1        | 0- 1          | 1- 0       |            |           |           |
| 1- 3                         | 0- 1          | 0- 0       | AWAY           | 0- 1        | 0- 1          | 1- 0       |            |           |           |
| 2- 2                         | 0- 1          | 0- 0       | NEUTRAL        | 1- 1        | 0- 0          | 1- 0       |            |           |           |
| 7- 5                         | 0- 0          | 0- 0       | CONFERENCE     | 0- 0        | 0- 0          | 7- 5       |            |           |           |
| 6- 1                         | 0- 0          | 0- 0       | HOME           | 0- 0        | 0- 0          | 6- 1       |            |           |           |
| 1- 4                         | 0- 0          | 0- 0       | AWAY           | 0- 0        | 0- 0          | 1- 4       |            |           |           |
| 0- 0                         | 0- 0          | 0- 0       | NEUTRAL        | 0- 0        | 0- 0          | 0- 0       |            |           |           |

| RPI 1-25                  |   |               |              | RPI 26-50 |    |                  |              | RPI 51-100 |   |               |              | RPI 101+ Team's RPI: 162 |    |                |              |
|---------------------------|---|---------------|--------------|-----------|----|------------------|--------------|------------|---|---------------|--------------|--------------------------|----|----------------|--------------|
| RPI                       | S | Opponent      | Score        | RPI       | S  | Opponent         | Score        | RPI        | S | Opponent      | Score        | RPI                      | S  | Opponent       | Score        |
| 3                         | H | Louisville    | 49 <b>75</b> | 29        | H  | South Dakota St. | 54 <b>71</b> | 58         | N | Maine         | 66 61        | 109                      | A  | Northern Colo. | 65 <b>68</b> |
| 8                         | H | NC State      | 58 <b>78</b> |           |    |                  |              | 60         | A | Virginia Tech | 59 <b>74</b> | 132                      | H  | UT Martin      | 79 <b>81</b> |
| 15                        | A | UCF           | 37 <b>75</b> |           |    |                  |              | 61         | H | Belmont       | 51 <b>67</b> | 153                      | A  | Mercer         | 58 <b>65</b> |
| 23                        | N | Central Mich. | 50 <b>73</b> |           |    |                  |              | 62         | N | Middle Tenn.  | 47 <b>58</b> | 153                      | H  | Mercer         | 56 <b>62</b> |
|                           |   |               |              |           |    |                  |              |            |   |               |              | 190                      | N  | Saint Louis    | 71 61        |
|                           |   |               |              |           |    |                  |              |            |   |               |              | 200                      | A  | Hampton        | 58 50        |
|                           |   |               |              |           |    |                  |              |            |   |               |              | 216                      | A  | Furman         | 54 <b>61</b> |
|                           |   |               |              |           |    |                  |              |            |   |               |              | 216                      | H  | Furman         | 73 53        |
|                           |   |               |              |           |    |                  |              |            |   |               |              | 217                      | H  | Liberty        | 75 60        |
|                           |   |               |              |           |    |                  |              |            |   |               |              | 254                      | A  | ETSU           | 54 <b>64</b> |
|                           |   |               |              |           |    |                  |              |            |   |               |              | 254                      | H  | ETSU           | 76 67        |
|                           |   |               |              |           |    |                  |              |            |   |               |              | 259                      | A  | Wofford        | 60 <b>64</b> |
|                           |   |               |              |           |    |                  |              |            |   |               |              | 259                      | H  | Wofford        | 89 82        |
|                           |   |               |              |           |    |                  |              |            |   |               |              | 286                      | A  | Samford        | 73 63        |
|                           |   |               |              |           |    |                  |              |            |   |               |              | 286                      | H  | Samford        | 61 56        |
|                           |   |               |              |           |    |                  |              |            |   |               |              | 303                      | H  | UNC Greensboro | 64 54        |
|                           |   |               |              |           |    |                  |              |            |   |               |              | 339                      | H  | Western Caro.  | 72 58        |
| LAST 12 Division I GAMES: |   |               |              |           |    |                  |              |            |   |               |              |                          |    |                |              |
|                           |   | 58            | N            | Maine     | 66 | 61               |              |            |   | 303           | H            | UNC Greensboro           | 64 | 54             |              |
|                           |   | 153           | H            | Mercer    | 56 | <b>62</b>        |              |            |   | 339           | H            | Western Caro.            | 72 | 58             |              |
|                           |   | 286           | H            | Samford   | 61 | 56               |              |            |   | 286           | A            | Samford                  | 73 | 63             |              |
|                           |   | 259           | A            | Wofford   | 60 | <b>64</b>        |              |            |   | 153           | A            | Mercer                   | 58 | <b>65</b>      |              |
|                           |   | 216           | A            | Furman    | 54 | <b>61</b>        |              |            |   | 216           | H            | Furman                   | 73 | 53             |              |
|                           |   | 254           | A            | ETSU      | 54 | <b>64</b>        |              |            |   | 259           | H            | Wofford                  | 89 | 82             |              |

Non-Div I Games: Lee

61 55

Chattanooga

■ Loss, 
 ■ Non-Conf, 
 ■ S Site, 
 ■ H Home 
 ■ A Away 
 N Neutral

| Average RPI Win: 340  |          | WON-LOST | WINNING   | LAST 10 | STRENGTH OF    | OPP. STRENGTH | TEAM       | ADJ. | CONF.       | ADJ CONF. |
|-----------------------|----------|----------|-----------|---------|----------------|---------------|------------|------|-------------|-----------|
| Average RPI Loss: 229 |          | RECORD   | PCT. RANK | GAMES   | SCHEDULE       | OF SCHEDULE   | RPI        | RPI  | RPI         | RPI       |
| DIV. I ONLY           |          | 2- 24    | 349       | 1- 0    | 324            | 330           | 350        | 350  | 30          | 30        |
| DIV. I NON-CONF.      |          | 0- 13    | 336       | 0- 0    | 239            | 315           | 344        | 344  | 30          | 30        |
| TOTALS                | RPI 1-25 |          | RPI 26-50 |         | W-L RECORDS    |               | RPI 51-100 |      | RPI 101-150 | RPI 150+  |
| 2- 24                 | 0- 0     |          | 0- 0      |         | OVERALL        |               | 0- 1       |      | 0- 4        | 2- 19     |
| 2- 11                 | 0- 0     |          | 0- 0      |         | HOME           |               | 0- 0       |      | 0- 2        | 2- 9      |
| 0- 12                 | 0- 0     |          | 0- 0      |         | AWAY           |               | 0- 1       |      | 0- 2        | 0- 9      |
| 0- 1                  | 0- 0     |          | 0- 0      |         | NEUTRAL        |               | 0- 0       |      | 0- 0        | 0- 1      |
| 0- 13                 | 0- 0     |          | 0- 0      |         | NON-CONFERENCE |               | 0- 1       |      | 0- 3        | 0- 9      |
| 0- 5                  | 0- 0     |          | 0- 0      |         | HOME           |               | 0- 0       |      | 0- 1        | 0- 4      |
| 0- 7                  | 0- 0     |          | 0- 0      |         | AWAY           |               | 0- 1       |      | 0- 2        | 0- 4      |
| 0- 1                  | 0- 0     |          | 0- 0      |         | NEUTRAL        |               | 0- 0       |      | 0- 0        | 0- 1      |
| 2- 11                 | 0- 0     |          | 0- 0      |         | CONFERENCE     |               | 0- 0       |      | 0- 1        | 2- 10     |
| 2- 6                  | 0- 0     |          | 0- 0      |         | HOME           |               | 0- 0       |      | 0- 1        | 2- 5      |
| 0- 5                  | 0- 0     |          | 0- 0      |         | AWAY           |               | 0- 0       |      | 0- 0        | 0- 5      |
| 0- 0                  | 0- 0     |          | 0- 0      |         | NEUTRAL        |               | 0- 0       |      | 0- 0        | 0- 0      |

[illegible]

Non-Div I Games:

Chicago St.

■ Loss, ■ Non-Conf, S Site, H Home A Away N Neutral

| Average RPI Win:  | 191      | WON-LOST  | WINNING        | LAST 10    | STRENGTH OF | OPP. STRENGTH | TEAM | ADJ. | CONF. | ADJ CONF. |
|-------------------|----------|-----------|----------------|------------|-------------|---------------|------|------|-------|-----------|
| Average RPI Loss: | 81       | RECORD    | PCT. RANK      | GAMES      | SCHEDULE    | OF SCHEDULE   | RPI  | RPI  | RPI   | RPI       |
| DIV. I ONLY       | 18- 9    | 84        | 1- 0           | 132        | 83          | 82            | 82   | 9    | 9     |           |
| DIV. I NON-CONF.  | 8- 5     | 119       | 0- 0           | 187        | 121         | 142           | 142  | 8    | 8     |           |
| TOTALS            | RPI 1-25 | RPI 26-50 | W-L RECORDS    | RPI 51-100 | RPI 101-150 | RPI 150+      |      |      |       |           |
| 18- 9             | 0- 3     | 0- 1      | OVERALL        | 2- 2       | 2- 1        | 14- 2         |      |      |       |           |
| 13- 2             | 0- 1     | 0- 0      | HOME           | 2- 1       | 1- 0        | 10- 0         |      |      |       |           |
| 5- 7              | 0- 2     | 0- 1      | AWAY           | 0- 1       | 1- 1        | 4- 2          |      |      |       |           |
| 0- 0              | 0- 0     | 0- 0      | NEUTRAL        | 0- 0       | 0- 0        | 0- 0          |      |      |       |           |
| 8- 5              | 0- 0     | 0- 1      | NON-CONFERENCE | 1- 2       | 1- 1        | 6- 1          |      |      |       |           |
| 7- 1              | 0- 0     | 0- 0      | HOME           | 1- 1       | 1- 0        | 5- 0          |      |      |       |           |
| 1- 4              | 0- 0     | 0- 1      | AWAY           | 0- 1       | 0- 1        | 1- 1          |      |      |       |           |
| 0- 0              | 0- 0     | 0- 0      | NEUTRAL        | 0- 0       | 0- 0        | 0- 0          |      |      |       |           |
| 10- 4             | 0- 3     | 0- 0      | CONFERENCE     | 1- 0       | 1- 0        | 8- 1          |      |      |       |           |
| 6- 1              | 0- 1     | 0- 0      | HOME           | 1- 0       | 0- 0        | 5- 0          |      |      |       |           |
| 4- 3              | 0- 2     | 0- 0      | AWAY           | 0- 0       | 1- 0        | 3- 1          |      |      |       |           |
| 0- 0              | 0- 0     | 0- 0      | NEUTRAL        | 0- 0       | 0- 0        | 0- 0          |      |      |       |           |

| RPI S Opponent            | Score | RPI S Opponent   | Score | RPI S Opponent    | Score | Team's RPI: 82 | RPI S Opponent      | Score |
|---------------------------|-------|------------------|-------|-------------------|-------|----------------|---------------------|-------|
| 6 A UConn                 | 38 82 | 42 A Miami (OH)  | 65 78 | 77 A Ohio St.     | 56 69 |                | 116 H Yale          | 66 52 |
| 6 H UConn                 | 55 65 |                  |       | 87 H Old Dominion | 72 76 |                | 124 A Pittsburgh    | 48 65 |
| 15 A UCF                  | 55 56 |                  |       | 91 H Houston      | 68 57 |                | 133 A South Fla.    | 57 56 |
|                           |       |                  |       | 100 H VCU         | 66 54 |                | 158 A Tulsa         | 70 50 |
|                           |       |                  |       |                   |       |                | 158 H Tulsa         | 74 47 |
|                           |       |                  |       |                   |       |                | 161 A Temple        | 70 78 |
|                           |       |                  |       |                   |       |                | 161 H Temple        | 72 52 |
|                           |       |                  |       |                   |       |                | 185 H Xavier        | 79 61 |
|                           |       |                  |       |                   |       |                | 190 A Saint Louis   | 51 50 |
|                           |       |                  |       |                   |       |                | 210 A Memphis       | 89 69 |
|                           |       |                  |       |                   |       |                | 210 H Memphis       | 80 56 |
|                           |       |                  |       |                   |       |                | 211 H SMU           | 69 57 |
|                           |       |                  |       |                   |       |                | 212 A Ball St.      | 63 75 |
|                           |       |                  |       |                   |       |                | 223 A East Carolina | 68 57 |
|                           |       |                  |       |                   |       |                | 224 H Howard        | 85 51 |
|                           |       |                  |       |                   |       |                | 245 H Wichita St.   | 82 54 |
|                           |       |                  |       |                   |       |                | 254 H ETSU          | 77 64 |
|                           |       |                  |       |                   |       |                | 260 H Austin Peay   | 69 48 |
|                           |       |                  |       |                   |       |                | 317 H Lipscomb      | 71 55 |
| LAST 12 Division I GAMES: |       |                  |       |                   |       |                |                     |       |
| 223 A East Carolina       | 68 57 | 133 A South Fla. | 57 56 |                   |       |                |                     |       |
| 158 H Tulsa               | 74 47 | 210 H Memphis    | 80 56 |                   |       |                |                     |       |
| 161 A Temple              | 70 78 | 91 H Houston     | 68 57 |                   |       |                |                     |       |
| 210 A Memphis             | 89 69 | 158 A Tulsa      | 70 50 |                   |       |                |                     |       |
| 245 H Wichita St.         | 82 54 | 161 H Temple     | 72 52 |                   |       |                |                     |       |
| 6 H UConn                 | 55 65 | 15 A UCF         | 55 56 |                   |       |                |                     |       |

Non-Div I Games:

Cincinnati

|                   |          |           |                |            |             |               |      |      |       |           |
|-------------------|----------|-----------|----------------|------------|-------------|---------------|------|------|-------|-----------|
| Average RPI Win:  | 129      | WON-LOST  | WINNING        | LAST 10    | STRENGTH OF | OPP. STRENGTH | TEAM | ADJ. | CONF. | ADJ CONF. |
| Average RPI Loss: | 44       | RECORD    | PCT. RANK      | GAMES      | SCHEDULE    | OF SCHEDULE   | RPI  | RPI  | RPI   | RPI       |
| DIV. I ONLY       | 18- 10   | 91        | 1- 0           | 27         | 14          | 41            | 41   | 1    | 1     |           |
| DIV. I NON-CONF.  | 9- 4     | 85        | 1- 0           | 156        | 99          | 109           | 109  | 1    | 1     |           |
| TOTALS            | RPI 1-25 | RPI 26-50 | W-L RECORDS    | RPI 51-100 | RPI 101-150 | RPI 150+      |      |      |       |           |
| 18- 10            | 3- 5     | 1- 3      | OVERALL        | 3- 0       | 6- 2        | 5- 0          |      |      |       |           |
| 12- 5             | 1- 3     | 1- 1      | HOME           | 3- 0       | 2- 1        | 5- 0          |      |      |       |           |
| 5- 4              | 2- 2     | 0- 1      | AWAY           | 0- 0       | 3- 1        | 0- 0          |      |      |       |           |
| 1- 1              | 0- 0     | 0- 1      | NEUTRAL        | 0- 0       | 1- 0        | 0- 0          |      |      |       |           |
| 9- 4              | 0- 1     | 0- 1      | NON-CONFERENCE | 1- 0       | 3- 2        | 5- 0          |      |      |       |           |
| 8- 1              | 0- 0     | 0- 0      | HOME           | 1- 0       | 2- 1        | 5- 0          |      |      |       |           |
| 0- 2              | 0- 1     | 0- 0      | AWAY           | 0- 0       | 0- 1        | 0- 0          |      |      |       |           |
| 1- 1              | 0- 0     | 0- 1      | NEUTRAL        | 0- 0       | 1- 0        | 0- 0          |      |      |       |           |
| 9- 6              | 3- 4     | 1- 2      | CONFERENCE     | 2- 0       | 3- 0        | 0- 0          |      |      |       |           |
| 4- 4              | 1- 3     | 1- 1      | HOME           | 2- 0       | 0- 0        | 0- 0          |      |      |       |           |
| 5- 2              | 2- 1     | 0- 1      | AWAY           | 0- 0       | 3- 0        | 0- 0          |      |      |       |           |
| 0- 0              | 0- 0     | 0- 0      | NEUTRAL        | 0- 0       | 0- 0        | 0- 0          |      |      |       |           |

| RPI S                     | Opponent         | Score  | RPI S | Opponent         | Score  | RPI S | Opponent        | Score | RPI S | Opponent          | Score |
|---------------------------|------------------|--------|-------|------------------|--------|-------|-----------------|-------|-------|-------------------|-------|
| 1                         | H Notre Dame     | 63 101 | 31    | H North Carolina | 64 70  | 60    | H Virginia Tech | 73 66 | 115   | A Boston College  | 91 58 |
| 3                         | H Louisville     | 44 76  | 40    | A Georgia Tech   | 53 75  | 61    | H Belmont       | 65 62 | 123   | H High Point      | 83 64 |
| 8                         | A NC State       | 51 54  | 40    | H Georgia Tech   | 71 61  | 98    | H Virginia      | 71 65 | 124   | A Pittsburgh      | 65 59 |
| 12                        | H Syracuse       | 75 84  | 44    | N Tennessee      | 66 78  |       |                 |       | 128   | A Wake Forest     | 69 53 |
| 16                        | A South Carolina | 57 69  |       |                  |        |       |                 |       | 129   | N Oklahoma        | 74 62 |
| 18                        | A Miami (FL)     | 76 67  |       |                  |        |       |                 |       | 137   | H Davidson        | 80 90 |
| 20                        | A Florida St.    | 57 45  |       |                  |        |       |                 |       | 142   | H Appalachian St. | 87 48 |
| 20                        | H Florida St.    | 73 68  |       |                  |        |       |                 |       | 147   | A Alabama         | 56 76 |
|                           |                  |        |       |                  |        |       |                 |       | 202   | H Marshall        | 68 54 |
|                           |                  |        |       |                  |        |       |                 |       | 209   | H Illinois        | 69 67 |
|                           |                  |        |       |                  |        |       |                 |       | 259   | H Wofford         | 85 77 |
|                           |                  |        |       |                  |        |       |                 |       | 263   | H Rhode Island    | 80 67 |
|                           |                  |        |       |                  |        |       |                 |       | 317   | H Lipscomb        | 68 26 |
| LAST 12 Division I GAMES: |                  |        |       |                  |        |       |                 |       |       |                   |       |
| 129                       | N Oklahoma       | 74 62  | 128   | A Wake Forest    | 69 53  |       |                 |       |       |                   |       |
| 60                        | H Virginia Tech  | 73 66  | 3     | H Louisville     | 44 76  |       |                 |       |       |                   |       |
| 40                        | A Georgia Tech   | 53 75  | 1     | H Notre Dame     | 63 101 |       |                 |       |       |                   |       |
| 115                       | A Boston College | 91 58  | 8     | A NC State       | 51 54  |       |                 |       |       |                   |       |
| 20                        | H Florida St.    | 73 68  | 124   | A Pittsburgh     | 65 59  |       |                 |       |       |                   |       |
| 31                        | H North Carolina | 64 70  | 40    | H Georgia Tech   | 71 61  |       |                 |       |       |                   |       |

Non-Div I Games:

Clemson

|                   |          |           |                |            |             |               |      |      |       |           |
|-------------------|----------|-----------|----------------|------------|-------------|---------------|------|------|-------|-----------|
| Average RPI Win:  | 297      | WON-LOST  | WINNING        | LAST 10    | STRENGTH OF | OPP. STRENGTH | TEAM | ADJ. | CONF. | ADJ CONF. |
| Average RPI Loss: | 145      | RECORD    | PCT. RANK      | GAMES      | SCHEDULE    | OF SCHEDULE   | RPI  | RPI  | RPI   | RPI       |
| DIV. I ONLY       | 8- 18    | 272       | 0- 1           | 248        | 231         | 283           | 283  | 21   | 21    |           |
| DIV. I NON-CONF.  | 1- 8     | 322       | 0- 0           | 129        | 225         | 303           | 303  | 18   | 18    |           |
| TOTALS            | RPI 1-25 | RPI 26-50 | W-L RECORDS    | RPI 51-100 | RPI 101-150 | RPI 150+      |      |      |       |           |
| 8- 18             | 0- 0     | 0- 1      | OVERALL        | 0- 5       | 0- 3        | 8- 9          |      |      |       |           |
| 5- 6              | 0- 0     | 0- 0      | HOME           | 0- 3       | 0- 1        | 5- 2          |      |      |       |           |
| 3- 11             | 0- 0     | 0- 1      | AWAY           | 0- 2       | 0- 2        | 3- 6          |      |      |       |           |
| 0- 1              | 0- 0     | 0- 0      | NEUTRAL        | 0- 0       | 0- 0        | 0- 1          |      |      |       |           |
| 1- 8              | 0- 0     | 0- 1      | NON-CONFERENCE | 0- 1       | 0- 0        | 1- 6          |      |      |       |           |
| 1- 2              | 0- 0     | 0- 0      | HOME           | 0- 1       | 0- 0        | 1- 1          |      |      |       |           |
| 0- 5              | 0- 0     | 0- 1      | AWAY           | 0- 0       | 0- 0        | 0- 4          |      |      |       |           |
| 0- 1              | 0- 0     | 0- 0      | NEUTRAL        | 0- 0       | 0- 0        | 0- 1          |      |      |       |           |
| 7- 10             | 0- 0     | 0- 0      | CONFERENCE     | 0- 4       | 0- 3        | 7- 3          |      |      |       |           |
| 4- 4              | 0- 0     | 0- 0      | HOME           | 0- 2       | 0- 1        | 4- 1          |      |      |       |           |
| 3- 6              | 0- 0     | 0- 0      | AWAY           | 0- 2       | 0- 2        | 3- 2          |      |      |       |           |
| 0- 0              | 0- 0     | 0- 0      | NEUTRAL        | 0- 0       | 0- 0        | 0- 0          |      |      |       |           |

| RPI 1-25                  |   |          |       | RPI 26-50 |   |              |       | RPI 51-100 |   |                |       | RPI 101+ Team's RPI: 283 |   |                |       |
|---------------------------|---|----------|-------|-----------|---|--------------|-------|------------|---|----------------|-------|--------------------------|---|----------------|-------|
| RPI                       | S | Opponent | Score | RPI       | S | Opponent     | Score | RPI        | S | Opponent       | Score | RPI                      | S | Opponent       | Score |
|                           |   |          |       | 32        | A | Ohio         | 54 72 | 63         | A | Wright St.     | 52 78 | 121                      | A | Youngstown St. | 55 73 |
|                           |   |          |       |           |   |              |       | 63         | H | Wright St.     | 65 70 | 130                      | A | IUPUI          | 36 64 |
|                           |   |          |       |           |   |              |       | 75         | A | Green Bay      | 53 62 | 130                      | H | IUPUI          | 50 75 |
|                           |   |          |       |           |   |              |       | 75         | H | Green Bay      | 63 76 | 156                      | H | Bradley        | 65 67 |
|                           |   |          |       |           |   |              |       | 80         | H | Toledo         | 60 65 | 160                      | H | Illinois St.   | 67 63 |
|                           |   |          |       |           |   |              |       |            |   |                |       | 166                      | N | Tulane         | 72 81 |
|                           |   |          |       |           |   |              |       |            |   |                |       | 196                      | A | Milwaukee      | 53 59 |
|                           |   |          |       |           |   |              |       |            |   |                |       | 196                      | H | Milwaukee      | 60 78 |
|                           |   |          |       |           |   |              |       |            |   |                |       | 202                      | A | Marshall       | 64 86 |
|                           |   |          |       |           |   |              |       |            |   |                |       | 204                      | A | Eastern Mich.  | 63 69 |
|                           |   |          |       |           |   |              |       |            |   |                |       | 212                      | A | Ball St.       | 62 67 |
|                           |   |          |       |           |   |              |       |            |   |                |       | 253                      | A | Northern Ky.   | 55 74 |
|                           |   |          |       |           |   |              |       |            |   |                |       | 253                      | H | Northern Ky.   | 76 47 |
|                           |   |          |       |           |   |              |       |            |   |                |       | 256                      | A | San Diego      | 82 83 |
|                           |   |          |       |           |   |              |       |            |   |                |       | 310                      | A | Oakland        | 64 62 |
|                           |   |          |       |           |   |              |       |            |   |                |       | 310                      | H | Oakland        | 98 90 |
|                           |   |          |       |           |   |              |       |            |   |                |       | 333                      | A | Detroit Mercy  | 67 49 |
|                           |   |          |       |           |   |              |       |            |   |                |       | 333                      | H | Detroit Mercy  | 67 51 |
|                           |   |          |       |           |   |              |       |            |   |                |       | 337                      | A | UIC            | 74 48 |
|                           |   |          |       |           |   |              |       |            |   |                |       | 337                      | H | UIC            | 71 53 |
| LAST 12 Division I GAMES: |   |          |       |           |   |              |       |            |   |                |       |                          |   |                |       |
|                           |   |          |       | 253       | A | Northern Ky. | 55 74 | 310        | H | Oakland        | 98 90 |                          |   |                |       |
|                           |   |          |       | 63        | A | Wright St.   | 52 78 | 333        | H | Detroit Mercy  | 67 51 |                          |   |                |       |
|                           |   |          |       | 75        | H | Green Bay    | 63 76 | 121        | A | Youngstown St. | 55 73 |                          |   |                |       |
|                           |   |          |       | 196       | H | Milwaukee    | 60 78 | 63         | H | Wright St.     | 65 70 |                          |   |                |       |
|                           |   |          |       | 130       | A | IUPUI        | 36 64 | 253        | H | Northern Ky.   | 76 47 |                          |   |                |       |
|                           |   |          |       | 337       | A | UIC          | 74 48 | 196        | A | Milwaukee      | 53 59 |                          |   |                |       |

Non-Div I Games: Lake Erie 79 49 Salem (WV) 113 81

Cleveland St.

Loss, Non-Conf, S Site, H Home A Away N Neutral

|                   |          |           |                |            |             |               |      |      |       |           |
|-------------------|----------|-----------|----------------|------------|-------------|---------------|------|------|-------|-----------|
| Average RPI Win:  | 245      | WON-LOST  | WINNING        | LAST 10    | STRENGTH OF | OPP. STRENGTH | TEAM | ADJ. | CONF. | ADJ CONF. |
| Average RPI Loss: | 99       | RECORD    | PCT. RANK      | GAMES      | SCHEDULE    | OF SCHEDULE   | RPI  | RPI  | RPI   | RPI       |
| DIV. I ONLY       | 13- 10   | 141       | 1- 0           | 182        | 193         | 163           | 163  | 12   | 12    |           |
| DIV. I NON-CONF.  | 6- 3     | 91        | 0- 0           | 281        | 291         | 166           | 166  | 14   | 14    |           |
| TOTALS            | RPI 1-25 | RPI 26-50 | W-L RECORDS    | RPI 51-100 | RPI 101-150 | RPI 150+      |      |      |       |           |
| 13- 10            | 0- 0     | 0- 2      | OVERALL        | 0- 4       | 2- 3        | 11- 1         |      |      |       |           |
| 7- 4              | 0- 0     | 0- 0      | HOME           | 0- 3       | 1- 1        | 6- 0          |      |      |       |           |
| 6- 4              | 0- 0     | 0- 0      | AWAY           | 0- 1       | 1- 2        | 5- 1          |      |      |       |           |
| 0- 2              | 0- 0     | 0- 2      | NEUTRAL        | 0- 0       | 0- 0        | 0- 0          |      |      |       |           |
| 6- 3              | 0- 0     | 0- 2      | NON-CONFERENCE | 0- 0       | 0- 1        | 6- 0          |      |      |       |           |
| 4- 0              | 0- 0     | 0- 0      | HOME           | 0- 0       | 0- 0        | 4- 0          |      |      |       |           |
| 2- 1              | 0- 0     | 0- 0      | AWAY           | 0- 0       | 0- 1        | 2- 0          |      |      |       |           |
| 0- 2              | 0- 0     | 0- 2      | NEUTRAL        | 0- 0       | 0- 0        | 0- 0          |      |      |       |           |
| 7- 7              | 0- 0     | 0- 0      | CONFERENCE     | 0- 4       | 2- 2        | 5- 1          |      |      |       |           |
| 3- 4              | 0- 0     | 0- 0      | HOME           | 0- 3       | 1- 1        | 2- 0          |      |      |       |           |
| 4- 3              | 0- 0     | 0- 0      | AWAY           | 0- 1       | 1- 1        | 3- 1          |      |      |       |           |
| 0- 0              | 0- 0     | 0- 0      | NEUTRAL        | 0- 0       | 0- 0        | 0- 0          |      |      |       |           |

| RPI 1-25                  |   |          |       | RPI 26-50 |   |                 |       | RPI 51-100 |   |                 |       | RPI 101+ Team's RPI: 163 |   |                    |       |
|---------------------------|---|----------|-------|-----------|---|-----------------|-------|------------|---|-----------------|-------|--------------------------|---|--------------------|-------|
| RPI                       | S | Opponent | Score | RPI       | S | Opponent        | Score | RPI        | S | Opponent        | Score | RPI                      | S | Opponent           | Score |
|                           |   |          |       | 35        | N | Rice            | 52 56 | 68         | H | Little Rock     | 47 60 | 101                      | H | South Alabama      | 78 88 |
|                           |   |          |       | 47        | N | Auburn          | 78 84 | 94         | A | UT Arlington    | 53 79 | 134                      | A | Georgia St.        | 67 62 |
|                           |   |          |       |           |   |                 |       | 94         | H | UT Arlington    | 64 67 | 142                      | A | Appalachian St.    | 53 67 |
|                           |   |          |       |           |   |                 |       | 96         | H | Troy            | 81 82 | 142                      | H | Appalachian St.    | 74 66 |
|                           |   |          |       |           |   |                 |       |            |   |                 |       | 143                      | A | UC Riverside       | 43 62 |
|                           |   |          |       |           |   |                 |       |            |   |                 |       | 168                      | A | Texas St.          | 58 73 |
|                           |   |          |       |           |   |                 |       |            |   |                 |       | 168                      | H | Texas St.          | 77 70 |
|                           |   |          |       |           |   |                 |       |            |   |                 |       | 175                      | H | Arkansas St.       | 88 72 |
|                           |   |          |       |           |   |                 |       |            |   |                 |       | 210                      | H | Memphis            | 90 71 |
|                           |   |          |       |           |   |                 |       |            |   |                 |       | 218                      | H | Bowling Green      | 81 80 |
|                           |   |          |       |           |   |                 |       |            |   |                 |       | 258                      | A | Louisiana          | 76 58 |
|                           |   |          |       |           |   |                 |       |            |   |                 |       | 284                      | A | Ga. Southern       | 76 73 |
|                           |   |          |       |           |   |                 |       |            |   |                 |       | 301                      | H | South Carolina St. | 57 44 |
|                           |   |          |       |           |   |                 |       |            |   |                 |       | 303                      | A | UNC Greensboro     | 78 71 |
|                           |   |          |       |           |   |                 |       |            |   |                 |       | 316                      | A | La.-Monroe         | 79 54 |
|                           |   |          |       |           |   |                 |       |            |   |                 |       | 338                      | A | N.C. Central       | 89 66 |
|                           |   |          |       |           |   |                 |       |            |   |                 |       | 339                      | H | Western Caro.      | 77 59 |
| LAST 12 Division I GAMES: |   |          |       |           |   |                 |       |            |   |                 |       |                          |   |                    |       |
|                           |   |          |       | 134       | A | Georgia St.     | 67 62 | 316        | A | La.-Monroe      | 79 54 |                          |   |                    |       |
|                           |   |          |       | 284       | A | Ga. Southern    | 76 73 | 175        | H | Arkansas St.    | 88 72 |                          |   |                    |       |
|                           |   |          |       | 142       | H | Appalachian St. | 74 66 | 68         | H | Little Rock     | 47 60 |                          |   |                    |       |
|                           |   |          |       | 168       | H | Texas St.       | 77 70 | 142        | A | Appalachian St. | 53 67 |                          |   |                    |       |
|                           |   |          |       | 94        | H | UT Arlington    | 64 67 | 94         | A | UT Arlington    | 53 79 |                          |   |                    |       |
|                           |   |          |       | 258       | A | Louisiana       | 76 58 | 168        | A | Texas St.       | 58 73 |                          |   |                    |       |

Non-Div I Games: N.C. Wesleyan 126 65 Meredith 128 39

Coastal Caro.

■ Loss, 
 ■ Non-Conf, 
 ■ S Site, 
 ■ Home 
 ■ A Away 
 N Neutral

|                   |          |           |                |            |             |               |      |      |       |           |
|-------------------|----------|-----------|----------------|------------|-------------|---------------|------|------|-------|-----------|
| Average RPI Win:  | 245      | WON-LOST  | WINNING        | LAST 10    | STRENGTH OF | OPP. STRENGTH | TEAM | ADJ. | CONF. | ADJ CONF. |
| Average RPI Loss: | 159      | RECORD    | PCT. RANK      | GAMES      | SCHEDULE    | OF SCHEDULE   | RPI  | RPI  | RPI   | RPI       |
| DIV. I ONLY       | 6- 19    | 300       | 0- 1           | 161        | 242         | 287           | 287  | 10   | 10    |           |
| DIV. I NON-CONF.  | 3- 7     | 256       | 0- 0           | 306        | 351         | 329           | 329  | 10   | 10    |           |
| TOTALS            | RPI 1-25 | RPI 26-50 | W-L RECORDS    | RPI 51-100 | RPI 101-150 | RPI 150+      |      |      |       |           |
| 6- 19             | 0- 0     | 0- 2      | OVERALL        | 0- 2       | 0- 7        | 6- 8          |      |      |       |           |
| 4- 9              | 0- 0     | 0- 1      | HOME           | 0- 1       | 0- 3        | 4- 4          |      |      |       |           |
| 2- 10             | 0- 0     | 0- 1      | AWAY           | 0- 1       | 0- 4        | 2- 4          |      |      |       |           |
| 0- 0              | 0- 0     | 0- 0      | NEUTRAL        | 0- 0       | 0- 0        | 0- 0          |      |      |       |           |
| 3- 7              | 0- 0     | 0- 0      | NON-CONFERENCE | 0- 0       | 0- 1        | 3- 6          |      |      |       |           |
| 2- 3              | 0- 0     | 0- 0      | HOME           | 0- 0       | 0- 0        | 2- 3          |      |      |       |           |
| 1- 4              | 0- 0     | 0- 0      | AWAY           | 0- 0       | 0- 1        | 1- 3          |      |      |       |           |
| 0- 0              | 0- 0     | 0- 0      | NEUTRAL        | 0- 0       | 0- 0        | 0- 0          |      |      |       |           |
| 3- 12             | 0- 0     | 0- 2      | CONFERENCE     | 0- 2       | 0- 6        | 3- 2          |      |      |       |           |
| 2- 6              | 0- 0     | 0- 1      | HOME           | 0- 1       | 0- 3        | 2- 1          |      |      |       |           |
| 1- 6              | 0- 0     | 0- 1      | AWAY           | 0- 1       | 0- 3        | 1- 1          |      |      |       |           |
| 0- 0              | 0- 0     | 0- 0      | NEUTRAL        | 0- 0       | 0- 0        | 0- 0          |      |      |       |           |

| RPI                       | S | Opponent       | Score | RPI | S | Opponent      | Score | RPI | S | Opponent           | Score | RPI | S | Opponent | Score | Team's RPI: 287 |
|---------------------------|---|----------------|-------|-----|---|---------------|-------|-----|---|--------------------|-------|-----|---|----------|-------|-----------------|
| 36                        | A | James Madison  | 35 76 | 65  | A | Drexel        | 53 76 | 107 | A | Towson             | 61 87 |     |   |          |       |                 |
| 36                        | H | James Madison  | 50 91 | 65  | H | Drexel        | 42 65 | 107 | H | Towson             | 61 77 |     |   |          |       |                 |
|                           |   |                |       |     |   |               |       | 114 | H | Northeastern       | 56 87 |     |   |          |       |                 |
|                           |   |                |       |     |   |               |       | 120 | A | UNCW               | 49 71 |     |   |          |       |                 |
|                           |   |                |       |     |   |               |       | 142 | A | Appalachian St.    | 66 80 |     |   |          |       |                 |
|                           |   |                |       |     |   |               |       | 149 | A | Delaware           | 50 74 |     |   |          |       |                 |
|                           |   |                |       |     |   |               |       | 149 | H | Delaware           | 60 72 |     |   |          |       |                 |
|                           |   |                |       |     |   |               |       | 170 | A | William & Mary     | 66 54 |     |   |          |       |                 |
|                           |   |                |       |     |   |               |       | 170 | H | William & Mary     | 79 77 |     |   |          |       |                 |
|                           |   |                |       |     |   |               |       | 197 | A | George Mason       | 52 66 |     |   |          |       |                 |
|                           |   |                |       |     |   |               |       | 213 | A | Elon               | 68 76 |     |   |          |       |                 |
|                           |   |                |       |     |   |               |       | 213 | H | Elon               | 52 72 |     |   |          |       |                 |
|                           |   |                |       |     |   |               |       | 214 | A | Campbell           | 65 66 |     |   |          |       |                 |
|                           |   |                |       |     |   |               |       | 216 | H | Furman             | 67 70 |     |   |          |       |                 |
|                           |   |                |       |     |   |               |       | 221 | H | Hofstra            | 70 62 |     |   |          |       |                 |
|                           |   |                |       |     |   |               |       | 259 | A | Wofford            | 58 78 |     |   |          |       |                 |
|                           |   |                |       |     |   |               |       | 289 | H | Winthrop           | 64 71 |     |   |          |       |                 |
|                           |   |                |       |     |   |               |       | 293 | H | Charleston So.     | 79 52 |     |   |          |       |                 |
|                           |   |                |       |     |   |               |       | 301 | H | South Carolina St. | 75 51 |     |   |          |       |                 |
|                           |   |                |       |     |   |               |       | 317 | A | Lipscomb           | 65 63 |     |   |          |       |                 |
|                           |   |                |       |     |   |               |       | 330 | H | Presbyterian       | 65 71 |     |   |          |       |                 |
| LAST 12 Division I GAMES: |   |                |       |     |   |               |       |     |   |                    |       |     |   |          |       |                 |
| 65                        | H | Drexel         | 42 65 | 221 | H | Hofstra       | 70 62 |     |   |                    |       |     |   |          |       |                 |
| 149                       | H | Delaware       | 60 72 | 114 | H | Northeastern  | 56 87 |     |   |                    |       |     |   |          |       |                 |
| 107                       | A | Towson         | 61 87 | 149 | A | Delaware      | 50 74 |     |   |                    |       |     |   |          |       |                 |
| 36                        | A | James Madison  | 35 76 | 65  | A | Drexel        | 53 76 |     |   |                    |       |     |   |          |       |                 |
| 213                       | H | Elon           | 52 72 | 36  | H | James Madison | 50 91 |     |   |                    |       |     |   |          |       |                 |
| 170                       | H | William & Mary | 79 77 | 107 | H | Towson        | 61 77 |     |   |                    |       |     |   |          |       |                 |

Non-Div I Games: North Greenville 95 62

Col. of Charleston

■ Loss, 
 ■ Non-Conf, S Site, 
 ■ Home 
 ■ Away 
 N Neutral

|                              |          |           |                |             |               |          |      |       |           |
|------------------------------|----------|-----------|----------------|-------------|---------------|----------|------|-------|-----------|
| Average RPI Win: <b>272</b>  | WON-LOST | WINNING   | LAST 10        | STRENGTH OF | OPP. STRENGTH | TEAM     | ADJ. | CONF. | ADJ CONF. |
| Average RPI Loss: <b>164</b> | RECORD   | PCT. RANK | GAMES          | SCHEDULE    | OF SCHEDULE   | RPI      | RPI  | RPI   | RPI       |
| DIV. I ONLY                  | 10- 15   | 230       | 1- 0           | 262         | 250           | 255      | 255  | 18    | 18        |
| DIV. I NON-CONF.             | 4- 6     | 212       | 0- 0           | 329         | 337           | 301      | 301  | 21    | 21        |
| TOTALS                       | RPI 1-25 | RPI 26-50 | W-L RECORDS    | RPI 51-100  | RPI 101-150   | RPI 150+ |      |       |           |
| 10- 15                       | 0- 0     | 0- 0      | OVERALL        | 0- 4        | 0- 4          | 10- 7    |      |       |           |
| 5- 6                         | 0- 0     | 0- 0      | HOME           | 0- 2        | 0- 1          | 5- 3     |      |       |           |
| 5- 9                         | 0- 0     | 0- 0      | AWAY           | 0- 2        | 0- 3          | 5- 4     |      |       |           |
| 0- 0                         | 0- 0     | 0- 0      | NEUTRAL        | 0- 0        | 0- 0          | 0- 0     |      |       |           |
| 4- 6                         | 0- 0     | 0- 0      | NON-CONFERENCE | 0- 0        | 0- 2          | 4- 4     |      |       |           |
| 3- 1                         | 0- 0     | 0- 0      | HOME           | 0- 0        | 0- 0          | 3- 1     |      |       |           |
| 1- 5                         | 0- 0     | 0- 0      | AWAY           | 0- 0        | 0- 2          | 1- 3     |      |       |           |
| 0- 0                         | 0- 0     | 0- 0      | NEUTRAL        | 0- 0        | 0- 0          | 0- 0     |      |       |           |
| 6- 9                         | 0- 0     | 0- 0      | CONFERENCE     | 0- 4        | 0- 2          | 6- 3     |      |       |           |
| 2- 5                         | 0- 0     | 0- 0      | HOME           | 0- 2        | 0- 1          | 2- 2     |      |       |           |
| 4- 4                         | 0- 0     | 0- 0      | AWAY           | 0- 2        | 0- 1          | 4- 1     |      |       |           |
| 0- 0                         | 0- 0     | 0- 0      | NEUTRAL        | 0- 0        | 0- 0          | 0- 0     |      |       |           |

| RPI S                     | Opponent          | Score | RPI S | Opponent          | Score | RPI S | Opponent   | Score | RPI S | Opponent              | Score | Team's RPI: 255 |
|---------------------------|-------------------|-------|-------|-------------------|-------|-------|------------|-------|-------|-----------------------|-------|-----------------|
|                           |                   |       |       |                   |       | 53    | A Bucknell | 58 76 | 116   | A Yale                | 61 80 |                 |
|                           |                   |       |       |                   |       | 53    | H Bucknell | 62 90 | 122   | A Dayton              | 58 67 |                 |
|                           |                   |       |       |                   |       | 78    | A American | 57 76 | 139   | A Lehigh              | 58 86 |                 |
|                           |                   |       |       |                   |       | 78    | H American | 66 71 | 139   | H Lehigh              | 63 75 |                 |
|                           |                   |       |       |                   |       |       |            |       | 155   | A Boston U.           | 81 72 |                 |
|                           |                   |       |       |                   |       |       |            |       | 155   | H Boston U.           | 53 61 |                 |
|                           |                   |       |       |                   |       |       |            |       | 184   | A Holy Cross          | 70 67 |                 |
|                           |                   |       |       |                   |       |       |            |       | 197   | A George Mason        | 61 64 |                 |
|                           |                   |       |       |                   |       |       |            |       | 236   | H Columbia            | 84 71 |                 |
|                           |                   |       |       |                   |       |       |            |       | 239   | A Navy                | 52 67 |                 |
|                           |                   |       |       |                   |       |       |            |       | 239   | H Navy                | 49 62 |                 |
|                           |                   |       |       |                   |       |       |            |       | 261   | A Niagara             | 69 74 |                 |
|                           |                   |       |       |                   |       |       |            |       | 270   | A Siena               | 53 55 |                 |
|                           |                   |       |       |                   |       |       |            |       | 273   | A Army West Point     | 70 58 |                 |
|                           |                   |       |       |                   |       |       |            |       | 281   | H Canisius            | 67 53 |                 |
|                           |                   |       |       |                   |       |       |            |       | 296   | A Loyola Maryland     | 58 47 |                 |
|                           |                   |       |       |                   |       |       |            |       | 296   | H Loyola Maryland     | 73 64 |                 |
|                           |                   |       |       |                   |       |       |            |       | 324   | A UMass Lowell        | 61 52 |                 |
|                           |                   |       |       |                   |       |       |            |       | 325   | H NJIT                | 53 71 |                 |
|                           |                   |       |       |                   |       |       |            |       | 326   | H Lafayette           | 60 49 |                 |
|                           |                   |       |       |                   |       |       |            |       | 348   | H Fairleigh Dickinson | 71 52 |                 |
| LAST 12 Division I GAMES: |                   |       |       |                   |       |       |            |       |       |                       |       |                 |
| 296                       | A Loyola Maryland | 58 47 | 273   | A Army West Point | 70 58 |       |            |       |       |                       |       |                 |
| 139                       | H Lehigh          | 63 75 | 296   | H Loyola Maryland | 73 64 |       |            |       |       |                       |       |                 |
| 53                        | A Bucknell        | 58 76 | 139   | A Lehigh          | 58 86 |       |            |       |       |                       |       |                 |
| 155                       | H Boston U.       | 53 61 | 53    | H Bucknell        | 62 90 |       |            |       |       |                       |       |                 |
| 239                       | A Navy            | 52 67 | 155   | A Boston U.       | 81 72 |       |            |       |       |                       |       |                 |
| 78                        | H American        | 66 71 | 239   | H Navy            | 49 62 |       |            |       |       |                       |       |                 |

Non-Div I Games:

Colgate

■ Loss, 
 ■ Non-Conf, 
 ■ S Site, 
 ■ H Home 
 ■ A Away 
 N Neutral



Colorado

Through Games Of Feb. 26, 2019

|                   |          |           |                |            |             |               |      |      |       |           |
|-------------------|----------|-----------|----------------|------------|-------------|---------------|------|------|-------|-----------|
| Average RPI Win:  | 180      | WON-LOST  | WINNING        | LAST 10    | STRENGTH OF | OPP. STRENGTH | TEAM | ADJ. | CONF. | ADJ CONF. |
| Average RPI Loss: | 59       | RECORD    | PCT. RANK      | GAMES      | SCHEDULE    | OF SCHEDULE   | RPI  | RPI  | RPI   | RPI       |
| DIV. I ONLY       | 12- 15   | 205       | 0- 1           | 79         | 32          | 165           | 165  | 2    | 2     |           |
| DIV. I NON-CONF.  | 10- 1    | 17        | 0- 0           | 201        | 162         | 38            | 38   | 2    | 2     |           |
| TOTALS            | RPI 1-25 | RPI 26-50 | W-L RECORDS    | RPI 51-100 | RPI 101-150 | RPI 150+      |      |      |       |           |
| 12- 15            | 0- 6     | 2- 2      | OVERALL        | 0- 4       | 3- 1        | 7- 2          |      |      |       |           |
| 10- 7             | 0- 2     | 2- 2      | HOME           | 0- 2       | 3- 0        | 5- 1          |      |      |       |           |
| 1- 8              | 0- 4     | 0- 0      | AWAY           | 0- 2       | 0- 1        | 1- 1          |      |      |       |           |
| 1- 0              | 0- 0     | 0- 0      | NEUTRAL        | 0- 0       | 0- 0        | 1- 0          |      |      |       |           |
| 10- 1             | 0- 1     | 1- 0      | NON-CONFERENCE | 0- 0       | 2- 0        | 7- 0          |      |      |       |           |
| 8- 0              | 0- 0     | 1- 0      | HOME           | 0- 0       | 2- 0        | 5- 0          |      |      |       |           |
| 1- 1              | 0- 1     | 0- 0      | AWAY           | 0- 0       | 0- 0        | 1- 0          |      |      |       |           |
| 1- 0              | 0- 0     | 0- 0      | NEUTRAL        | 0- 0       | 0- 0        | 1- 0          |      |      |       |           |
| 2- 14             | 0- 5     | 1- 2      | CONFERENCE     | 0- 4       | 1- 1        | 0- 2          |      |      |       |           |
| 2- 7              | 0- 2     | 1- 2      | HOME           | 0- 2       | 1- 0        | 0- 1          |      |      |       |           |
| 0- 7              | 0- 3     | 0- 0      | AWAY           | 0- 2       | 0- 1        | 0- 1          |      |      |       |           |
| 0- 0              | 0- 0     | 0- 0      | NEUTRAL        | 0- 0       | 0- 0        | 0- 0          |      |      |       |           |

| RPI 1-25                  |   |                     |        | RPI 26-50 |   |                     |        | RPI 51-100 |   |          |       | RPI 101+ Team's RPI: 165 |   |                |       |
|---------------------------|---|---------------------|--------|-----------|---|---------------------|--------|------------|---|----------|-------|--------------------------|---|----------------|-------|
| RPI                       | S | Opponent            | Score  | RPI       | S | Opponent            | Score  | RPI        | S | Opponent | Score | RPI                      | S | Opponent       | Score |
| 4                         | H | Stanford            | 69 80  | 31        | H | North Carolina      | 86 74  | 64         | A | Utah     | 59 78 | 102                      | H | Pepperdine     | 80 65 |
| 5                         | A | Oregon              | 43 102 | 33        | H | UCLA                | 60 64  | 64         | H | Utah     | 61 76 | 109                      | H | Northern Colo. | 77 69 |
| 18                        | A | Miami (FL)          | 58 73  | 38        | H | California          | 60 80  | 73         | A | Arizona  | 51 63 | 146                      | A | Washington St. | 48 74 |
| 19                        | A | Arizona St.         | 49 66  | 49        | H | Southern California | 81 76  | 73         | H | Arizona  | 67 69 | 146                      | H | Washington St. | 72 61 |
| 19                        | H | Arizona St.         | 70 76  |           |   |                     |        |            |   |          |       | 157                      | A | Washington     | 58 68 |
| 21                        | A | Oregon St.          | 65 89  |           |   |                     |        |            |   |          |       | 157                      | H | Washington     | 46 60 |
|                           |   |                     |        |           |   |                     |        |            |   |          |       | 189                      | N | Utah St.       | 78 68 |
|                           |   |                     |        |           |   |                     |        |            |   |          |       | 208                      | H | Prairie View   | 79 38 |
|                           |   |                     |        |           |   |                     |        |            |   |          |       | 219                      | A | Nevada         | 65 52 |
|                           |   |                     |        |           |   |                     |        |            |   |          |       | 239                      | H | Navy           | 59 43 |
|                           |   |                     |        |           |   |                     |        |            |   |          |       | 276                      | H | Colorado St.   | 59 40 |
|                           |   |                     |        |           |   |                     |        |            |   |          |       | 286                      | H | Samford        | 81 39 |
|                           |   |                     |        |           |   |                     |        |            |   |          |       | 309                      | H | San Jose St.   | 76 64 |
| LAST 12 Division I GAMES: |   |                     |        |           |   |                     |        |            |   |          |       |                          |   |                |       |
| 157                       | H | Washington          | 46 60  | 5         | A | Oregon              | 43 102 |            |   |          |       |                          |   |                |       |
| 146                       | H | Washington St.      | 72 61  | 21        | A | Oregon St.          | 65 89  |            |   |          |       |                          |   |                |       |
| 73                        | A | Arizona             | 51 63  | 38        | H | California          | 60 80  |            |   |          |       |                          |   |                |       |
| 19                        | A | Arizona St.         | 49 66  | 4         | H | Stanford            | 69 80  |            |   |          |       |                          |   |                |       |
| 49                        | H | Southern California | 81 76  | 64        | A | Utah                | 59 78  |            |   |          |       |                          |   |                |       |
| 33                        | H | UCLA                | 60 64  | 146       | A | Washington St.      | 48 74  |            |   |          |       |                          |   |                |       |

Non-Div I Games:

Colorado

Loss, Non-Conf, S Site, H Home A Away N Neutral

|                              |          |           |                |             |               |          |      |       |           |
|------------------------------|----------|-----------|----------------|-------------|---------------|----------|------|-------|-----------|
| Average RPI Win: <b>231</b>  | WON-LOST | WINNING   | LAST 10        | STRENGTH OF | OPP. STRENGTH | TEAM     | ADJ. | CONF. | ADJ CONF. |
| Average RPI Loss: <b>130</b> | RECORD   | PCT. RANK | GAMES          | SCHEDULE    | OF SCHEDULE   | RPI      | RPI  | RPI   | RPI       |
| DIV. I ONLY                  | 6- 17    | 293       | 0- 1           | 119         | 137           | 276      | 276  | 15    | 15        |
| DIV. I NON-CONF.             | 4- 5     | 190       | 0- 0           | 46          | 127           | 162      | 162  | 13    | 13        |
| TOTALS                       | RPI 1-25 | RPI 26-50 | W-L RECORDS    | RPI 51-100  | RPI 101-150   | RPI 150+ |      |       |           |
| 6- 17                        | 0- 2     | 0- 4      | OVERALL        | 0- 1        | 0- 3          | 6- 7     |      |       |           |
| 6- 7                         | 0- 1     | 0- 1      | HOME           | 0- 0        | 0- 2          | 6- 3     |      |       |           |
| 0- 10                        | 0- 1     | 0- 3      | AWAY           | 0- 1        | 0- 1          | 0- 4     |      |       |           |
| 0- 0                         | 0- 0     | 0- 0      | NEUTRAL        | 0- 0        | 0- 0          | 0- 0     |      |       |           |
| 4- 5                         | 0- 2     | 0- 1      | NON-CONFERENCE | 0- 0        | 0- 1          | 4- 1     |      |       |           |
| 4- 2                         | 0- 1     | 0- 0      | HOME           | 0- 0        | 0- 1          | 4- 0     |      |       |           |
| 0- 3                         | 0- 1     | 0- 1      | AWAY           | 0- 0        | 0- 0          | 0- 1     |      |       |           |
| 0- 0                         | 0- 0     | 0- 0      | NEUTRAL        | 0- 0        | 0- 0          | 0- 0     |      |       |           |
| 2- 12                        | 0- 0     | 0- 3      | CONFERENCE     | 0- 1        | 0- 2          | 2- 6     |      |       |           |
| 2- 5                         | 0- 0     | 0- 1      | HOME           | 0- 0        | 0- 1          | 2- 3     |      |       |           |
| 0- 7                         | 0- 0     | 0- 2      | AWAY           | 0- 1        | 0- 1          | 0- 3     |      |       |           |
| 0- 0                         | 0- 0     | 0- 0      | NEUTRAL        | 0- 0        | 0- 0          | 0- 0     |      |       |           |

| RPI 1-25                  |   |               |              | RPI 26-50 |   |            |              | RPI 51-100 |   |            |              | RPI 101+ Team's RPI: 276 |   |                |              |
|---------------------------|---|---------------|--------------|-----------|---|------------|--------------|------------|---|------------|--------------|--------------------------|---|----------------|--------------|
| RPI                       | S | Opponent      | Score        | RPI       | S | Opponent   | Score        | RPI        | S | Opponent   | Score        | RPI                      | S | Opponent       | Score        |
| 14                        | A | Gonzaga       | 39 <b>50</b> | 28        | A | BYU        | 42 <b>51</b> | 57         | A | Boise St.  | 57 <b>70</b> | 109                      | H | Northern Colo. | 47 <b>53</b> |
| 19                        | H | Arizona St.   | 39 <b>70</b> | 45        | A | Wyoming    | 32 <b>56</b> |            |   |            |              | 111                      | A | Fresno St.     | 54 <b>57</b> |
|                           |   |               |              | 45        | H | Wyoming    | 49 <b>60</b> |            |   |            |              | 111                      | H | Fresno St.     | 55 <b>66</b> |
|                           |   |               |              | 48        | A | New Mexico | 58 <b>70</b> |            |   |            |              | 159                      | H | Denver         | 84 79        |
|                           |   |               |              |           |   |            |              |            |   |            |              | 165                      | A | Colorado       | 40 <b>59</b> |
|                           |   |               |              |           |   |            |              |            |   |            |              | 189                      | H | Utah St.       | 53 <b>72</b> |
|                           |   |               |              |           |   |            |              |            |   |            |              | 199                      | H | UNLV           | 52 49        |
|                           |   |               |              |           |   |            |              |            |   |            |              | 219                      | A | Nevada         | 57 <b>68</b> |
|                           |   |               |              |           |   |            |              |            |   |            |              | 219                      | H | Nevada         | 38 <b>62</b> |
|                           |   |               |              |           |   |            |              |            |   |            |              | 222                      | H | Cornell        | 56 53        |
|                           |   |               |              |           |   |            |              |            |   |            |              | 226                      | A | San Diego St.  | 45 <b>54</b> |
|                           |   |               |              |           |   |            |              |            |   |            |              | 249                      | H | Northern Ariz. | 65 54        |
|                           |   |               |              |           |   |            |              |            |   |            |              | 268                      | H | North Florida  | 61 59        |
|                           |   |               |              |           |   |            |              |            |   |            |              | 291                      | A | Air Force      | 48 <b>63</b> |
|                           |   |               |              |           |   |            |              |            |   |            |              | 291                      | H | Air Force      | 55 48        |
|                           |   |               |              |           |   |            |              |            |   |            |              | 309                      | H | San Jose St.   | 70 <b>78</b> |
| LAST 12 Division I GAMES: |   |               |              |           |   |            |              |            |   |            |              |                          |   |                |              |
| 45                        | A | Wyoming       | 32 <b>56</b> | 57        | A | Boise St.  | 57 <b>70</b> | 111        | A | Fresno St. | 54 <b>57</b> | 219                      | H | Nevada         | 38 <b>62</b> |
| 309                       | H | San Jose St.  | 70 <b>78</b> | 48        | A | New Mexico | 58 <b>70</b> | 291        | A | Air Force  | 48 <b>63</b> |                          |   |                |              |
| 226                       | A | San Diego St. | 45 <b>54</b> |           |   |            |              |            |   |            |              |                          |   |                |              |
| 45                        | H | Wyoming       | 49 <b>60</b> |           |   |            |              |            |   |            |              |                          |   |                |              |
| 219                       | A | Nevada        | 57 <b>68</b> |           |   |            |              |            |   |            |              |                          |   |                |              |
| 291                       | H | Air Force     | 55 48        |           |   |            |              |            |   |            |              |                          |   |                |              |

Non-Div I Games: Chadron St. 91 38 Eastern N.M. 72 46

Colorado St.

■ Loss, 
 ■ Non-Conf, S Site, 
 ■ Home 
 ■ Away 
 N Neutral

|                              |          |           |                |             |               |          |      |       |           |
|------------------------------|----------|-----------|----------------|-------------|---------------|----------|------|-------|-----------|
| Average RPI Win: <b>203</b>  | WON-LOST | WINNING   | LAST 10        | STRENGTH OF | OPP. STRENGTH | TEAM     | ADJ. | CONF. | ADJ CONF. |
| Average RPI Loss: <b>159</b> | RECORD   | PCT. RANK | GAMES          | SCHEDULE    | OF SCHEDULE   | RPI      | RPI  | RPI   | RPI       |
| DIV. I ONLY                  | 7- 16    | 274       | 0- 1           | 133         | 204           | 236      | 236  | 11    | 11        |
| DIV. I NON-CONF.             | 4- 9     | 252       | 0- 0           | 213         | 287           | 260      | 260  | 11    | 11        |
| TOTALS                       | RPI 1-25 | RPI 26-50 | W-L RECORDS    | RPI 51-100  | RPI 101-150   | RPI 150+ |      |       |           |
| 7- 16                        | 0- 0     | 0- 0      | OVERALL        | 1- 5        | 0- 3          | 6- 8     |      |       |           |
| 4- 6                         | 0- 0     | 0- 0      | HOME           | 1- 3        | 0- 0          | 3- 3     |      |       |           |
| 3- 10                        | 0- 0     | 0- 0      | AWAY           | 0- 2        | 0- 3          | 3- 5     |      |       |           |
| 0- 0                         | 0- 0     | 0- 0      | NEUTRAL        | 0- 0        | 0- 0          | 0- 0     |      |       |           |
| 4- 9                         | 0- 0     | 0- 0      | NON-CONFERENCE | 0- 1        | 0- 2          | 4- 6     |      |       |           |
| 2- 3                         | 0- 0     | 0- 0      | HOME           | 0- 1        | 0- 0          | 2- 2     |      |       |           |
| 2- 6                         | 0- 0     | 0- 0      | AWAY           | 0- 0        | 0- 2          | 2- 4     |      |       |           |
| 0- 0                         | 0- 0     | 0- 0      | NEUTRAL        | 0- 0        | 0- 0          | 0- 0     |      |       |           |
| 3- 7                         | 0- 0     | 0- 0      | CONFERENCE     | 1- 4        | 0- 1          | 2- 2     |      |       |           |
| 2- 3                         | 0- 0     | 0- 0      | HOME           | 1- 2        | 0- 0          | 1- 1     |      |       |           |
| 1- 4                         | 0- 0     | 0- 0      | AWAY           | 0- 2        | 0- 1          | 1- 1     |      |       |           |
| 0- 0                         | 0- 0     | 0- 0      | NEUTRAL        | 0- 0        | 0- 0          | 0- 0     |      |       |           |

| RPI S                     | Opponent    | Score | RPI S | Opponent    | Score | RPI S | Opponent    | Score | RPI S | Opponent            | Score | Team's RPI: 236 |
|---------------------------|-------------|-------|-------|-------------|-------|-------|-------------|-------|-------|---------------------|-------|-----------------|
|                           |             |       |       |             |       | 66    | A Princeton | 59 65 | 115   | A Boston College    | 60 74 |                 |
|                           |             |       |       |             |       | 66    | H Princeton | 64 79 | 116   | A Yale              | 61 69 |                 |
|                           |             |       |       |             |       | 72    | A Penn      | 56 79 | 117   | A Fordham           | 49 68 |                 |
|                           |             |       |       |             |       | 72    | H Penn      | 60 72 | 153   | A Mercer            | 72 68 |                 |
|                           |             |       |       |             |       | 81    | H Harvard   | 75 65 | 196   | A Milwaukee         | 65 78 |                 |
|                           |             |       |       |             |       | 91    | H Houston   | 72 83 | 200   | H Hampton           | 88 63 |                 |
|                           |             |       |       |             |       |       |             |       | 203   | H Dartmouth         | 69 70 |                 |
|                           |             |       |       |             |       |       |             |       | 209   | A Illinois          | 69 76 |                 |
|                           |             |       |       |             |       |       |             |       | 221   | A Hofstra           | 65 63 |                 |
|                           |             |       |       |             |       |       |             |       | 222   | A Cornell           | 51 60 |                 |
|                           |             |       |       |             |       |       |             |       | 222   | H Cornell           | 65 57 |                 |
|                           |             |       |       |             |       |       |             |       | 230   | A Saint Joseph's    | 61 68 |                 |
|                           |             |       |       |             |       |       |             |       | 250   | H Albany (NY)       | 58 62 |                 |
|                           |             |       |       |             |       |       |             |       | 255   | A Colgate           | 71 84 |                 |
|                           |             |       |       |             |       |       |             |       | 266   | H Cal St. Fullerton | 58 61 |                 |
|                           |             |       |       |             |       |       |             |       | 272   | A Brown             | 83 81 |                 |
|                           |             |       |       |             |       |       |             |       | 273   | H Army West Point   | 70 49 |                 |
| LAST 12 Division I GAMES: |             |       |       |             |       |       |             |       |       |                     |       |                 |
| 66                        | A Princeton | 59 65 | 72    | H Penn      | 60 72 |       |             |       |       |                     |       |                 |
| 72                        | A Penn      | 56 79 | 66    | H Princeton | 64 79 |       |             |       |       |                     |       |                 |
| 272                       | A Brown     | 83 81 | 222   | H Cornell   | 65 57 |       |             |       |       |                     |       |                 |
| 116                       | A Yale      | 61 69 | 222   | A Cornell   | 51 60 |       |             |       |       |                     |       |                 |
| 203                       | H Dartmouth | 69 70 | 153   | A Mercer    | 72 68 |       |             |       |       |                     |       |                 |
| 81                        | H Harvard   | 75 65 | 200   | H Hampton   | 88 63 |       |             |       |       |                     |       |                 |

Non-Div I Games:

Columbia

■ Loss, 
 ■ Non-Conf, S Site, 
 ■ Home 
 ■ Away 
 N Neutral

| Average RPI Win:  | 344      | WON-LOST  | WINNING        | LAST 10    | STRENGTH OF | OPP. STRENGTH | TEAM | ADJ. | CONF. | ADJ CONF. |
|-------------------|----------|-----------|----------------|------------|-------------|---------------|------|------|-------|-----------|
| Average RPI Loss: | 191      | RECORD    | PCT. RANK      | GAMES      | SCHEDULE    | OF SCHEDULE   | RPI  | RPI  | RPI   | RPI       |
| DIV. I ONLY       | 3- 23    | 340       | 1- 0           | 186        | 336         | 328           | 328  | 32   | 32    |           |
| DIV. I NON-CONF.  | 0- 12    | 336       | 0- 0           | 14         | 174         | 240           | 240  | 32   | 32    |           |
| TOTALS            | RPI 1-25 | RPI 26-50 | W-L RECORDS    | RPI 51-100 | RPI 101-150 | RPI 150+      |      |      |       |           |
| 3- 23             | 0- 2     | 0- 1      | OVERALL        | 0- 4       | 0- 2        | 3- 14         |      |      |       |           |
| 2- 7              | 0- 0     | 0- 0      | HOME           | 0- 0       | 0- 0        | 2- 7          |      |      |       |           |
| 1- 15             | 0- 2     | 0- 1      | AWAY           | 0- 4       | 0- 1        | 1- 7          |      |      |       |           |
| 0- 1              | 0- 0     | 0- 0      | NEUTRAL        | 0- 0       | 0- 1        | 0- 0          |      |      |       |           |
| 0- 12             | 0- 2     | 0- 1      | NON-CONFERENCE | 0- 4       | 0- 2        | 0- 3          |      |      |       |           |
| 0- 1              | 0- 0     | 0- 0      | HOME           | 0- 0       | 0- 0        | 0- 1          |      |      |       |           |
| 0- 10             | 0- 2     | 0- 1      | AWAY           | 0- 4       | 0- 1        | 0- 2          |      |      |       |           |
| 0- 1              | 0- 0     | 0- 0      | NEUTRAL        | 0- 0       | 0- 1        | 0- 0          |      |      |       |           |
| 3- 11             | 0- 0     | 0- 0      | CONFERENCE     | 0- 0       | 0- 0        | 3- 11         |      |      |       |           |
| 2- 6              | 0- 0     | 0- 0      | HOME           | 0- 0       | 0- 0        | 2- 6          |      |      |       |           |
| 1- 5              | 0- 0     | 0- 0      | AWAY           | 0- 0       | 0- 0        | 1- 5          |      |      |       |           |
| 0- 0              | 0- 0     | 0- 0      | NEUTRAL        | 0- 0       | 0- 0        | 0- 0          |      |      |       |           |

| RPI 1-25                  |   |                    |        | RPI 26-50 |   |                    |       | RPI 51-100 |   |               |       | RPI 101+ Team's RPI: 328 |   |                    |       |
|---------------------------|---|--------------------|--------|-----------|---|--------------------|-------|------------|---|---------------|-------|--------------------------|---|--------------------|-------|
| RPI                       | S | Opponent           | Score  | RPI       | S | Opponent           | Score | RPI        | S | Opponent      | Score | RPI                      | S | Opponent           | Score |
| 9                         | A | Mississippi St.    | 38 110 | 32        | A | Ohio               | 62 87 | 70         | A | FGCU          | 61 93 | 103                      | N | UAB                | 61 86 |
| 13                        | A | Maryland           | 36 93  |           |   |                    |       | 71         | A | West Virginia | 37 78 | 106                      | A | Minnesota          | 52 84 |
|                           |   |                    |        |           |   |                    |       | 87         | A | Old Dominion  | 51 81 | 192                      | A | N.C. A&T           | 42 66 |
|                           |   |                    |        |           |   |                    |       | 98         | A | Virginia      | 41 55 | 193                      | A | UMES               | 54 74 |
|                           |   |                    |        |           |   |                    |       |            |   |               |       | 202                      | A | Marshall           | 67 88 |
|                           |   |                    |        |           |   |                    |       |            |   |               |       | 207                      | H | Bethune-Cookman    | 65 71 |
|                           |   |                    |        |           |   |                    |       |            |   |               |       | 224                      | H | Howard             | 81 88 |
|                           |   |                    |        |           |   |                    |       |            |   |               |       | 261                      | A | Niagara            | 69 71 |
|                           |   |                    |        |           |   |                    |       |            |   |               |       | 264                      | H | Norfolk St.        | 63 68 |
|                           |   |                    |        |           |   |                    |       |            |   |               |       | 301                      | A | South Carolina St. | 55 60 |
|                           |   |                    |        |           |   |                    |       |            |   |               |       | 301                      | H | South Carolina St. | 59 75 |
|                           |   |                    |        |           |   |                    |       |            |   |               |       | 307                      | H | Morgan St.         | 57 74 |
|                           |   |                    |        |           |   |                    |       |            |   |               |       | 312                      | H | UMBC               | 52 57 |
|                           |   |                    |        |           |   |                    |       |            |   |               |       | 338                      | A | N.C. Central       | 57 62 |
|                           |   |                    |        |           |   |                    |       |            |   |               |       | 343                      | A | Delaware St.       | 71 57 |
|                           |   |                    |        |           |   |                    |       |            |   |               |       | 343                      | H | Delaware St.       | 85 59 |
|                           |   |                    |        |           |   |                    |       |            |   |               |       | 347                      | H | Florida A&M        | 73 53 |
|                           |   |                    |        |           |   |                    |       |            |   |               |       | 349                      | A | Savannah St.       | 57 68 |
|                           |   |                    |        |           |   |                    |       |            |   |               |       | 349                      | H | Savannah St.       | 70 76 |
| LAST 12 Division I GAMES: |   |                    |        |           |   |                    |       |            |   |               |       |                          |   |                    |       |
| 343                       | H | Delaware St.       | 85 59  | 207       | H | Bethune-Cookman    | 65 71 |            |   |               |       |                          |   |                    |       |
| 224                       | H | Howard             | 81 88  | 347       | H | Florida A&M        | 73 53 |            |   |               |       |                          |   |                    |       |
| 193                       | A | UMES               | 54 74  | 192       | A | N.C. A&T           | 42 66 |            |   |               |       |                          |   |                    |       |
| 301                       | A | South Carolina St. | 55 60  | 338       | A | N.C. Central       | 57 62 |            |   |               |       |                          |   |                    |       |
| 349                       | A | Savannah St.       | 57 68  | 301       | H | South Carolina St. | 59 75 |            |   |               |       |                          |   |                    |       |
| 307                       | H | Morgan St.         | 57 74  | 264       | H | Norfolk St.        | 63 68 |            |   |               |       |                          |   |                    |       |

Non-Div I Games:

Coppin St.

■ Loss, 
 ■ Non-Conf, 
 ■ S Site, 
 ■ Home 
 ■ A Away 
 N Neutral

|                       |      |          |           |                |             |               |          |      |       |           |
|-----------------------|------|----------|-----------|----------------|-------------|---------------|----------|------|-------|-----------|
| Average RPI Win: 256  |      | WON-LOST | WINNING   | LAST 10        | STRENGTH OF | OPP. STRENGTH | TEAM     | ADJ. | CONF. | ADJ CONF. |
| Average RPI Loss: 143 |      | RECORD   | PCT. RANK | GAMES          | SCHEDULE    | OF SCHEDULE   | RPI      | RPI  | RPI   | RPI       |
| DIV. I ONLY           |      | 9- 12    | 217       | 0- 1           | 215         | 218           | 222      | 222  | 11    | 11        |
| DIV. I NON-CONF.      |      | 6- 5     | 143       | 0- 0           | 301         | 331           | 211      | 211  | 11    | 11        |
| TOTALS                |      | RPI 1-25 | RPI 26-50 | W-L RECORDS    | RPI 51-100  | RPI 101-150   | RPI 150+ |      |       |           |
| 9- 12                 | 0- 0 |          | 0- 0      | OVERALL        | 0- 5        | 1- 2          | 8- 5     |      |       |           |
| 6- 4                  | 0- 0 |          | 0- 0      | HOME           | 0- 3        | 0- 0          | 6- 1     |      |       |           |
| 3- 8                  | 0- 0 |          | 0- 0      | AWAY           | 0- 2        | 1- 2          | 2- 4     |      |       |           |
| 0- 0                  | 0- 0 |          | 0- 0      | NEUTRAL        | 0- 0        | 0- 0          | 0- 0     |      |       |           |
| 6- 5                  | 0- 0 |          | 0- 0      | NON-CONFERENCE | 0- 0        | 0- 2          | 6- 3     |      |       |           |
| 5- 0                  | 0- 0 |          | 0- 0      | HOME           | 0- 0        | 0- 0          | 5- 0     |      |       |           |
| 1- 5                  | 0- 0 |          | 0- 0      | AWAY           | 0- 0        | 0- 2          | 1- 3     |      |       |           |
| 0- 0                  | 0- 0 |          | 0- 0      | NEUTRAL        | 0- 0        | 0- 0          | 0- 0     |      |       |           |
| 3- 7                  | 0- 0 |          | 0- 0      | CONFERENCE     | 0- 5        | 1- 0          | 2- 2     |      |       |           |
| 1- 4                  | 0- 0 |          | 0- 0      | HOME           | 0- 3        | 0- 0          | 1- 1     |      |       |           |
| 2- 3                  | 0- 0 |          | 0- 0      | AWAY           | 0- 2        | 1- 0          | 1- 1     |      |       |           |
| 0- 0                  | 0- 0 |          | 0- 0      | NEUTRAL        | 0- 0        | 0- 0          | 0- 0     |      |       |           |

| RPI 1-25                  |   |          |       | RPI 26-50 |   |           |       | RPI 51-100 |   |                 |       | RPI 101+ |   |                 |       | Team's RPI: 222 |  |
|---------------------------|---|----------|-------|-----------|---|-----------|-------|------------|---|-----------------|-------|----------|---|-----------------|-------|-----------------|--|
| RPI                       | S | Opponent | Score | RPI       | S | Opponent  | Score | RPI        | S | Opponent        | Score | RPI      | S | Opponent        | Score |                 |  |
|                           |   |          |       |           |   |           |       | 66         | A | Princeton       | 64 68 | 106      | A | Minnesota       | 45 65 |                 |  |
|                           |   |          |       |           |   |           |       | 66         | H | Princeton       | 46 75 | 116      | A | Yale            | 43 41 |                 |  |
|                           |   |          |       |           |   |           |       | 72         | A | Penn            | 58 69 | 139      | A | Lehigh          | 54 67 |                 |  |
|                           |   |          |       |           |   |           |       | 72         | H | Penn            | 46 59 | 152      | A | Stony Brook     | 61 63 |                 |  |
|                           |   |          |       |           |   |           |       | 81         | H | Harvard         | 61 68 | 200      | H | Hampton         | 79 53 |                 |  |
|                           |   |          |       |           |   |           |       |            |   |                 |       | 203      | H | Dartmouth       | 56 63 |                 |  |
|                           |   |          |       |           |   |           |       |            |   |                 |       | 236      | A | Columbia        | 57 65 |                 |  |
|                           |   |          |       |           |   |           |       |            |   |                 |       | 236      | H | Columbia        | 60 51 |                 |  |
|                           |   |          |       |           |   |           |       |            |   |                 |       | 241      | H | St. Bonaventure | 58 44 |                 |  |
|                           |   |          |       |           |   |           |       |            |   |                 |       | 248      | A | Binghamton      | 61 72 |                 |  |
|                           |   |          |       |           |   |           |       |            |   |                 |       | 250      | H | Albany (NY)     | 48 34 |                 |  |
|                           |   |          |       |           |   |           |       |            |   |                 |       | 272      | A | Brown           | 65 53 |                 |  |
|                           |   |          |       |           |   |           |       |            |   |                 |       | 276      | A | Colorado St.    | 53 56 |                 |  |
|                           |   |          |       |           |   |           |       |            |   |                 |       | 324      | H | UMass Lowell    | 63 54 |                 |  |
|                           |   |          |       |           |   |           |       |            |   |                 |       | 326      | A | Lafayette       | 62 59 |                 |  |
|                           |   |          |       |           |   |           |       |            |   |                 |       | 343      | H | Delaware St.    | 94 59 |                 |  |
| LAST 12 Division I GAMES: |   |          |       |           |   |           |       |            |   |                 |       |          |   |                 |       |                 |  |
|                           |   |          |       | 72        | A | Penn      | 58 69 | 66         | H | Princeton       | 46 75 |          |   |                 |       |                 |  |
|                           |   |          |       | 66        | A | Princeton | 64 68 | 72         | H | Penn            | 46 59 |          |   |                 |       |                 |  |
|                           |   |          |       | 116       | A | Yale      | 43 41 | 236        | A | Columbia        | 57 65 |          |   |                 |       |                 |  |
|                           |   |          |       | 272       | A | Brown     | 65 53 | 236        | H | Columbia        | 60 51 |          |   |                 |       |                 |  |
|                           |   |          |       | 81        | H | Harvard   | 61 68 | 241        | H | St. Bonaventure | 58 44 |          |   |                 |       |                 |  |
|                           |   |          |       | 203       | H | Dartmouth | 56 63 | 200        | H | Hampton         | 79 53 |          |   |                 |       |                 |  |

Non-Div I Games:

Cornell

■ Loss, ■ Non-Conf, S Site, H Home A Away N Neutral

Creighton

Through Games Of Feb. 26, 2019

| Average RPI Win:  | 165      | WON-LOST  | WINNING        | LAST 10    | STRENGTH OF | OPP. STRENGTH | TEAM | ADJ. | CONF. | ADJ CONF. |
|-------------------|----------|-----------|----------------|------------|-------------|---------------|------|------|-------|-----------|
| Average RPI Loss: | 62       | RECORD    | PCT. RANK      | GAMES      | SCHEDULE    | OF SCHEDULE   | RPI  | RPI  | RPI   | RPI       |
| DIV. I ONLY       | 13- 14   | 183       | 1- 0           | 58         | 54          | 105           | 105  | 6    | 6     |           |
| DIV. I NON-CONF.  | 6- 5     | 143       | 0- 0           | 101        | 49          | 98            | 98   | 4    | 4     |           |
| TOTALS            | RPI 1-25 | RPI 26-50 | W-L RECORDS    | RPI 51-100 | RPI 101-150 | RPI 150+      |      |      |       |           |
| 13- 14            | 1- 3     | 0- 2      | OVERALL        | 2- 6       | 4- 3        | 6- 0          |      |      |       |           |
| 5- 6              | 0- 1     | 0- 1      | HOME           | 2- 2       | 1- 2        | 2- 0          |      |      |       |           |
| 6- 8              | 1- 2     | 0- 1      | AWAY           | 0- 4       | 2- 1        | 3- 0          |      |      |       |           |
| 2- 0              | 0- 0     | 0- 0      | NEUTRAL        | 0- 0       | 1- 0        | 1- 0          |      |      |       |           |
| 6- 5              | 0- 2     | 0- 2      | NON-CONFERENCE | 1- 1       | 1- 0        | 4- 0          |      |      |       |           |
| 2- 2              | 0- 1     | 0- 1      | HOME           | 1- 0       | 0- 0        | 1- 0          |      |      |       |           |
| 2- 3              | 0- 1     | 0- 1      | AWAY           | 0- 1       | 0- 0        | 2- 0          |      |      |       |           |
| 2- 0              | 0- 0     | 0- 0      | NEUTRAL        | 0- 0       | 1- 0        | 1- 0          |      |      |       |           |
| 7- 9              | 1- 1     | 0- 0      | CONFERENCE     | 1- 5       | 3- 3        | 2- 0          |      |      |       |           |
| 3- 4              | 0- 0     | 0- 0      | HOME           | 1- 2       | 1- 2        | 1- 0          |      |      |       |           |
| 4- 5              | 1- 1     | 0- 0      | AWAY           | 0- 3       | 2- 1        | 1- 0          |      |      |       |           |
| 0- 0              | 0- 0     | 0- 0      | NEUTRAL        | 0- 0       | 0- 0        | 0- 0          |      |      |       |           |

| RPI S                     | Opponent          | Score | RPI S | Opponent           | Score | RPI S | Opponent     | Score | RPI S | Opponent           | Score | Team's RPI: 105 |
|---------------------------|-------------------|-------|-------|--------------------|-------|-------|--------------|-------|-------|--------------------|-------|-----------------|
| 10                        | A Marquette       | 67 85 | 29    | A South Dakota St. | 48 74 | 52    | A Villanova  | 62 67 | 104   | A St. John's (NY)  | 65 63 |                 |
| 20                        | A Florida St.     | 52 71 | 34    | H South Dakota     | 65 77 | 52    | H Villanova  | 52 54 | 104   | H St. John's (NY)  | 45 51 |                 |
| 24                        | H Drake           | 69 85 |       |                    |       | 54    | A Butler     | 46 66 | 112   | A Providence       | 73 64 |                 |
| 25                        | A DePaul          | 85 82 |       |                    |       | 54    | H Butler     | 43 75 | 112   | H Providence       | 63 77 |                 |
|                           |                   |       |       |                    |       | 86    | H Nebraska   | 74 65 | 133   | N South Fla.       | 83 76 |                 |
|                           |                   |       |       |                    |       | 90    | A UNI        | 55 65 | 138   | A Seton Hall       | 75 82 |                 |
|                           |                   |       |       |                    |       | 93    | A Georgetown | 53 62 | 138   | H Seton Hall       | 80 71 |                 |
|                           |                   |       |       |                    |       | 93    | H Georgetown | 65 38 | 185   | A Xavier           | 53 52 |                 |
|                           |                   |       |       |                    |       |       |              |       | 185   | H Xavier           | 66 62 |                 |
|                           |                   |       |       |                    |       |       |              |       | 195   | N Vanderbilt       | 75 55 |                 |
|                           |                   |       |       |                    |       |       |              |       | 245   | A Wichita St.      | 83 71 |                 |
|                           |                   |       |       |                    |       |       |              |       | 318   | A North Dakota St. | 86 51 |                 |
|                           |                   |       |       |                    |       |       |              |       | 321   | H Omaha            | 66 51 |                 |
| LAST 12 Division I GAMES: |                   |       |       |                    |       |       |              |       |       |                    |       |                 |
| 112                       | A Providence      | 73 64 | 93    | A Georgetown       | 53 62 |       |              |       |       |                    |       |                 |
| 185                       | A Xavier          | 53 52 | 112   | H Providence       | 63 77 |       |              |       |       |                    |       |                 |
| 54                        | A Butler          | 46 66 | 54    | H Butler           | 43 75 |       |              |       |       |                    |       |                 |
| 138                       | H Seton Hall      | 80 71 | 185   | H Xavier           | 66 62 |       |              |       |       |                    |       |                 |
| 104                       | H St. John's (NY) | 45 51 | 104   | A St. John's (NY)  | 65 63 |       |              |       |       |                    |       |                 |
| 52                        | A Villanova       | 62 67 | 138   | A Seton Hall       | 75 82 |       |              |       |       |                    |       |                 |

Non-Div I Games:

Creighton

Loss, Non-Conf, S Site, H Home A Away N Neutral

|                   |          |           |                |            |             |               |      |      |       |           |
|-------------------|----------|-----------|----------------|------------|-------------|---------------|------|------|-------|-----------|
| Average RPI Win:  | 252      | WON-LOST  | WINNING        | LAST 10    | STRENGTH OF | OPP. STRENGTH | TEAM | ADJ. | CONF. | ADJ CONF. |
| Average RPI Loss: | 133      | RECORD    | PCT. RANK      | GAMES      | SCHEDULE    | OF SCHEDULE   | RPI  | RPI  | RPI   | RPI       |
| DIV. I ONLY       | 12- 11   | 159       | 0- 1           | 277        | 163         | 203           | 203  | 11   | 11    |           |
| DIV. I NON-CONF.  | 7- 6     | 153       | 0- 1           | 322        | 234         | 253           | 253  | 11   | 11    |           |
| TOTALS            | RPI 1-25 | RPI 26-50 | W-L RECORDS    | RPI 51-100 | RPI 101-150 | RPI 150+      |      |      |       |           |
| 12- 11            | 0- 0     | 0- 1      | OVERALL        | 0- 5       | 1- 2        | 11- 3         |      |      |       |           |
| 7- 4              | 0- 0     | 0- 1      | HOME           | 0- 3       | 1- 0        | 6- 0          |      |      |       |           |
| 5- 5              | 0- 0     | 0- 0      | AWAY           | 0- 1       | 0- 2        | 5- 2          |      |      |       |           |
| 0- 2              | 0- 0     | 0- 0      | NEUTRAL        | 0- 1       | 0- 0        | 0- 1          |      |      |       |           |
| 7- 6              | 0- 0     | 0- 1      | NON-CONFERENCE | 0- 1       | 0- 1        | 7- 3          |      |      |       |           |
| 5- 1              | 0- 0     | 0- 1      | HOME           | 0- 0       | 0- 0        | 5- 0          |      |      |       |           |
| 2- 3              | 0- 0     | 0- 0      | AWAY           | 0- 0       | 0- 1        | 2- 2          |      |      |       |           |
| 0- 2              | 0- 0     | 0- 0      | NEUTRAL        | 0- 1       | 0- 0        | 0- 1          |      |      |       |           |
| 5- 5              | 0- 0     | 0- 0      | CONFERENCE     | 0- 4       | 1- 1        | 4- 0          |      |      |       |           |
| 2- 3              | 0- 0     | 0- 0      | HOME           | 0- 3       | 1- 0        | 1- 0          |      |      |       |           |
| 3- 2              | 0- 0     | 0- 0      | AWAY           | 0- 1       | 0- 1        | 3- 0          |      |      |       |           |
| 0- 0              | 0- 0     | 0- 0      | NEUTRAL        | 0- 0       | 0- 0        | 0- 0          |      |      |       |           |

| RPI 1-25                  |   |                  | RPI 26-50 |     |   | RPI 51-100 |       |     | RPI 101+ Team's RPI: 203 |                   |       |
|---------------------------|---|------------------|-----------|-----|---|------------|-------|-----|--------------------------|-------------------|-------|
| RPI                       | S | Opponent         | Score     | RPI | S | Opponent   | Score | RPI | S                        | Opponent          | Score |
|                           |   |                  |           | 43  | H | Buffalo    | 69 75 | 62  | N                        | Middle Tenn.      | 58 70 |
|                           |   |                  |           |     |   |            |       | 66  | H                        | Princeton         | 75 82 |
|                           |   |                  |           |     |   |            |       | 72  | H                        | Penn              | 44 60 |
|                           |   |                  |           |     |   |            |       | 81  | A                        | Harvard           | 46 56 |
|                           |   |                  |           |     |   |            |       | 81  | H                        | Harvard           | 57 73 |
|                           |   |                  |           |     |   |            |       | 115 | A                        | Boston College    | 68 99 |
|                           |   |                  |           |     |   |            |       | 116 | A                        | Yale              | 49 64 |
|                           |   |                  |           |     |   |            |       | 116 | H                        | Yale              | 56 54 |
|                           |   |                  |           |     |   |            |       | 155 | H                        | Boston U.         | 64 44 |
|                           |   |                  |           |     |   |            |       | 222 | A                        | Cornell           | 63 56 |
|                           |   |                  |           |     |   |            |       | 236 | A                        | Columbia          | 70 69 |
|                           |   |                  |           |     |   |            |       | 248 | H                        | Binghamton        | 63 39 |
|                           |   |                  |           |     |   |            |       | 256 | A                        | San Diego         | 76 78 |
|                           |   |                  |           |     |   |            |       | 266 | A                        | Cal St. Fullerton | 62 67 |
|                           |   |                  |           |     |   |            |       | 272 | A                        | Brown             | 81 61 |
|                           |   |                  |           |     |   |            |       | 272 | H                        | Brown             | 78 43 |
|                           |   |                  |           |     |   |            |       | 280 | A                        | Vermont           | 66 42 |
|                           |   |                  |           |     |   |            |       | 292 | H                        | Fairfield         | 59 46 |
|                           |   |                  |           |     |   |            |       | 296 | H                        | Loyola Maryland   | 54 41 |
|                           |   |                  |           |     |   |            |       | 300 | N                        | UC Santa Barbara  | 56 62 |
|                           |   |                  |           |     |   |            |       | 308 | A                        | New Hampshire     | 62 42 |
|                           |   |                  |           |     |   |            |       | 324 | H                        | UMass Lowell      | 70 54 |
| LAST 12 Division I GAMES: |   |                  |           |     |   |            |       |     |                          |                   |       |
| 300                       | N | UC Santa Barbara | 56 62     | 222 | A | Cornell    | 63 56 |     |                          |                   |       |
| 272                       | H | Brown            | 78 43     | 116 | A | Yale       | 49 64 |     |                          |                   |       |
| 116                       | H | Yale             | 56 54     | 272 | A | Brown      | 81 61 |     |                          |                   |       |
| 66                        | H | Princeton        | 75 82     | 81  | H | Harvard    | 57 73 |     |                          |                   |       |
| 72                        | H | Penn             | 44 60     | 81  | A | Harvard    | 46 56 |     |                          |                   |       |
| 236                       | A | Columbia         | 70 69     | 248 | H | Binghamton | 63 39 |     |                          |                   |       |

Non-Div I Games:

Dartmouth

■ Loss, 
 ■ Non-Conf, 
 ■ S Site, 
 ■ H Home 
 ■ A Away 
 N Neutral

| Average RPI Win:  | 206      | WON-LOST  | WINNING        | LAST 10    | STRENGTH OF | OPP. STRENGTH | TEAM | ADJ. | CONF. | ADJ CONF. |
|-------------------|----------|-----------|----------------|------------|-------------|---------------|------|------|-------|-----------|
| Average RPI Loss: | 152      | RECORD    | PCT. RANK      | GAMES      | SCHEDULE    | OF SCHEDULE   | RPI  | RPI  | RPI   | RPI       |
| DIV. I ONLY       | 15- 11   | 132       | 1- 0           | 193        | 162         | 137           | 137  | 17   | 17    |           |
| DIV. I NON-CONF.  | 5- 7     | 206       | 0- 0           | 145        | 133         | 163           | 163  | 16   | 16    |           |
| TOTALS            | RPI 1-25 | RPI 26-50 | W-L RECORDS    | RPI 51-100 | RPI 101-150 | RPI 150+      |      |      |       |           |
| 15- 11            | 0- 1     | 1- 0      | OVERALL        | 0- 1       | 3- 4        | 11- 5         |      |      |       |           |
| 8- 3              | 0- 0     | 0- 0      | HOME           | 0- 0       | 1- 2        | 7- 1          |      |      |       |           |
| 7- 8              | 0- 1     | 1- 0      | AWAY           | 0- 1       | 2- 2        | 4- 4          |      |      |       |           |
| 0- 0              | 0- 0     | 0- 0      | NEUTRAL        | 0- 0       | 0- 0        | 0- 0          |      |      |       |           |
| 5- 7              | 0- 1     | 1- 0      | NON-CONFERENCE | 0- 1       | 1- 2        | 3- 3          |      |      |       |           |
| 3- 1              | 0- 0     | 0- 0      | HOME           | 0- 0       | 1- 1        | 2- 0          |      |      |       |           |
| 2- 6              | 0- 1     | 1- 0      | AWAY           | 0- 1       | 0- 1        | 1- 3          |      |      |       |           |
| 0- 0              | 0- 0     | 0- 0      | NEUTRAL        | 0- 0       | 0- 0        | 0- 0          |      |      |       |           |
| 10- 4             | 0- 0     | 0- 0      | CONFERENCE     | 0- 0       | 2- 2        | 8- 2          |      |      |       |           |
| 5- 2              | 0- 0     | 0- 0      | HOME           | 0- 0       | 0- 1        | 5- 1          |      |      |       |           |
| 5- 2              | 0- 0     | 0- 0      | AWAY           | 0- 0       | 2- 1        | 3- 1          |      |      |       |           |
| 0- 0              | 0- 0     | 0- 0      | NEUTRAL        | 0- 0       | 0- 0        | 0- 0          |      |      |       |           |

| RPI 1-25                  |   |                 |       | RPI 26-50 |   |                   |       | RPI 51-100 |   |           |       | RPI 101+ Team's RPI: 137 |   |                   |       |
|---------------------------|---|-----------------|-------|-----------|---|-------------------|-------|------------|---|-----------|-------|--------------------------|---|-------------------|-------|
| RPI                       | S | Opponent        | Score | RPI       | S | Opponent          | Score | RPI        | S | Opponent  | Score | RPI                      | S | Opponent          | Score |
| 8                         | A | NC State        | 45 75 | 41        | A | Clemson           | 90 80 | 66         | A | Princeton | 57 65 | 117                      | A | Fordham           | 60 56 |
|                           |   |                 |       |           |   |                   |       |            |   |           |       | 117                      | H | Fordham           | 42 58 |
|                           |   |                 |       |           |   |                   |       |            |   |           |       | 118                      | A | Charlotte         | 66 78 |
|                           |   |                 |       |           |   |                   |       |            |   |           |       | 122                      | A | Dayton            | 69 83 |
|                           |   |                 |       |           |   |                   |       |            |   |           |       | 123                      | H | High Point        | 71 62 |
|                           |   |                 |       |           |   |                   |       |            |   |           |       | 142                      | H | Appalachian St.   | 78 81 |
|                           |   |                 |       |           |   |                   |       |            |   |           |       | 143                      | A | Duquesne          | 62 47 |
|                           |   |                 |       |           |   |                   |       |            |   |           |       | 170                      | H | William & Mary    | 76 65 |
|                           |   |                 |       |           |   |                   |       |            |   |           |       | 186                      | A | UNC Asheville     | 56 69 |
|                           |   |                 |       |           |   |                   |       |            |   |           |       | 190                      | H | Saint Louis       | 60 57 |
|                           |   |                 |       |           |   |                   |       |            |   |           |       | 191                      | A | George Washington | 62 42 |
|                           |   |                 |       |           |   |                   |       |            |   |           |       | 197                      | H | George Mason      | 67 59 |
|                           |   |                 |       |           |   |                   |       |            |   |           |       | 213                      | A | Elon              | 72 73 |
|                           |   |                 |       |           |   |                   |       |            |   |           |       | 227                      | A | Massachusetts     | 64 49 |
|                           |   |                 |       |           |   |                   |       |            |   |           |       | 227                      | H | Massachusetts     | 58 70 |
|                           |   |                 |       |           |   |                   |       |            |   |           |       | 230                      | A | Saint Joseph's    | 54 66 |
|                           |   |                 |       |           |   |                   |       |            |   |           |       | 241                      | H | St. Bonaventure   | 67 55 |
|                           |   |                 |       |           |   |                   |       |            |   |           |       | 244                      | A | Gardner-Webb      | 49 54 |
|                           |   |                 |       |           |   |                   |       |            |   |           |       | 263                      | A | Rhode Island      | 77 67 |
|                           |   |                 |       |           |   |                   |       |            |   |           |       | 271                      | H | Richmond          | 78 55 |
|                           |   |                 |       |           |   |                   |       |            |   |           |       | 293                      | A | Charleston So.    | 72 34 |
|                           |   |                 |       |           |   |                   |       |            |   |           |       | 295                      | H | La Salle          | 80 61 |
|                           |   |                 |       |           |   |                   |       |            |   |           |       | 330                      | H | Presbyterian      | 83 56 |
| LAST 12 Division I GAMES: |   |                 |       |           |   |                   |       |            |   |           |       |                          |   |                   |       |
| 190                       | H | Saint Louis     | 60 57 | 295       | H | La Salle          | 80 61 |            |   |           |       |                          |   |                   |       |
| 122                       | A | Dayton          | 69 83 | 191       | A | George Washington | 62 42 |            |   |           |       |                          |   |                   |       |
| 227                       | A | Massachusetts   | 64 49 | 117       | A | Fordham           | 60 56 |            |   |           |       |                          |   |                   |       |
| 117                       | H | Fordham         | 42 58 | 227       | H | Massachusetts     | 58 70 |            |   |           |       |                          |   |                   |       |
| 241                       | H | St. Bonaventure | 67 55 | 271       | H | Richmond          | 78 55 |            |   |           |       |                          |   |                   |       |
| 230                       | A | Saint Joseph's  | 54 66 | 263       | A | Rhode Island      | 77 67 |            |   |           |       |                          |   |                   |       |

Non-Div I Games: Queens (NC) 80 47

Davidson

■ Loss, 
 ■ Non-Conf, 
 ■ S Site, 
 ■ Home 
 ■ A Away 
 N Neutral



| Average RPI Win:  | 194      | WON-LOST  | WINNING        | LAST 10    | STRENGTH OF | OPP. STRENGTH | TEAM | ADJ. | CONF. | ADJ CONF. |
|-------------------|----------|-----------|----------------|------------|-------------|---------------|------|------|-------|-----------|
| Average RPI Loss: | 103      | RECORD    | PCT. RANK      | GAMES      | SCHEDULE    | OF SCHEDULE   | RPI  | RPI  | RPI   | RPI       |
| DIV. I ONLY       | 14- 11   | 142       | 0- 1           | 110        | 121         | 122           | 122  | 17   | 17    |           |
| DIV. I NON-CONF.  | 5- 6     | 177       | 0- 0           | 24         | 39          | 93            | 93   | 16   | 16    |           |
| TOTALS            | RPI 1-25 | RPI 26-50 | W-L RECORDS    | RPI 51-100 | RPI 101-150 | RPI 150+      |      |      |       |           |
| 14- 11            | 0- 2     | 2- 1      | OVERALL        | 1- 3       | 2- 2        | 9- 3          |      |      |       |           |
| 11- 1             | 0- 0     | 1- 0      | HOME           | 1- 0       | 2- 1        | 7- 0          |      |      |       |           |
| 2- 9              | 0- 2     | 0- 1      | AWAY           | 0- 2       | 0- 1        | 2- 3          |      |      |       |           |
| 1- 1              | 0- 0     | 1- 0      | NEUTRAL        | 0- 1       | 0- 0        | 0- 0          |      |      |       |           |
| 5- 6              | 0- 2     | 2- 1      | NON-CONFERENCE | 1- 2       | 0- 1        | 2- 0          |      |      |       |           |
| 4- 1              | 0- 0     | 1- 0      | HOME           | 1- 0       | 0- 1        | 2- 0          |      |      |       |           |
| 0- 4              | 0- 2     | 0- 1      | AWAY           | 0- 1       | 0- 0        | 0- 0          |      |      |       |           |
| 1- 1              | 0- 0     | 1- 0      | NEUTRAL        | 0- 1       | 0- 0        | 0- 0          |      |      |       |           |
| 9- 5              | 0- 0     | 0- 0      | CONFERENCE     | 0- 1       | 2- 1        | 7- 3          |      |      |       |           |
| 7- 0              | 0- 0     | 0- 0      | HOME           | 0- 0       | 2- 0        | 5- 0          |      |      |       |           |
| 2- 5              | 0- 0     | 0- 0      | AWAY           | 0- 1       | 0- 1        | 2- 3          |      |      |       |           |
| 0- 0              | 0- 0     | 0- 0      | NEUTRAL        | 0- 0       | 0- 0        | 0- 0          |      |      |       |           |

| RPI                       | S | Opponent          | Score | RPI | S | Opponent          | Score | RPI | S | Opponent          | Score | RPI | S | Opponent          | Score | Team's RPI: 122 |
|---------------------------|---|-------------------|-------|-----|---|-------------------|-------|-----|---|-------------------|-------|-----|---|-------------------|-------|-----------------|
| 13                        | A | Maryland          | 71 82 | 36  | A | James Madison     | 55 68 | 60  | N | Virginia Tech     | 57 69 | 114 | H | Northeastern      | 79 84 |                 |
| 16                        | A | South Carolina    | 55 65 | 40  | N | Georgia Tech      | 85 66 | 75  | A | Green Bay         | 35 51 | 117 | H | Fordham           | 72 50 |                 |
|                           |   |                   |       | 43  | H | Buffalo           | 72 59 | 80  | H | Toledo            | 70 49 | 137 | H | Davidson          | 83 69 |                 |
|                           |   |                   |       |     |   |                   |       | 100 | A | VCU               | 62 64 | 143 | A | Duquesne          | 57 85 |                 |
|                           |   |                   |       |     |   |                   |       |     |   |                   |       | 190 | A | Saint Louis       | 65 68 |                 |
|                           |   |                   |       |     |   |                   |       |     |   |                   |       | 191 | A | George Washington | 45 46 |                 |
|                           |   |                   |       |     |   |                   |       |     |   |                   |       | 191 | H | George Washington | 62 53 |                 |
|                           |   |                   |       |     |   |                   |       |     |   |                   |       | 197 | A | George Mason      | 51 54 |                 |
|                           |   |                   |       |     |   |                   |       |     |   |                   |       | 227 | H | Massachusetts     | 75 47 |                 |
|                           |   |                   |       |     |   |                   |       |     |   |                   |       | 230 | H | Saint Joseph's    | 72 65 |                 |
|                           |   |                   |       |     |   |                   |       |     |   |                   |       | 241 | A | St. Bonaventure   | 62 49 |                 |
|                           |   |                   |       |     |   |                   |       |     |   |                   |       | 255 | H | Colgate           | 67 58 |                 |
|                           |   |                   |       |     |   |                   |       |     |   |                   |       | 263 | A | Rhode Island      | 74 62 |                 |
|                           |   |                   |       |     |   |                   |       |     |   |                   |       | 271 | H | Richmond          | 71 50 |                 |
|                           |   |                   |       |     |   |                   |       |     |   |                   |       | 295 | H | La Salle          | 84 45 |                 |
|                           |   |                   |       |     |   |                   |       |     |   |                   |       | 332 | H | Evansville        | 69 30 |                 |
| LAST 12 Division I GAMES: |   |                   |       |     |   |                   |       |     |   |                   |       |     |   |                   |       |                 |
| 197                       | A | George Mason      | 51 54 | 263 | A | Rhode Island      | 74 62 | 190 | A | Saint Louis       | 65 68 | 117 | H | Fordham           | 72 50 |                 |
| 137                       | H | Davidson          | 83 69 | 230 | H | Saint Joseph's    | 72 65 | 241 | A | St. Bonaventure   | 62 49 | 191 | A | George Washington | 45 46 |                 |
| 191                       | H | George Washington | 62 53 | 190 | A | Saint Louis       | 65 68 | 117 | H | Fordham           | 72 50 | 241 | A | St. Bonaventure   | 62 49 |                 |
| 100                       | A | VCU               | 62 64 | 117 | H | Fordham           | 72 50 | 241 | A | St. Bonaventure   | 62 49 | 191 | A | George Washington | 45 46 |                 |
| 143                       | A | Duquesne          | 57 85 | 241 | A | St. Bonaventure   | 62 49 | 191 | A | George Washington | 45 46 |     |   |                   |       |                 |
| 271                       | H | Richmond          | 71 50 | 191 | A | George Washington | 45 46 |     |   |                   |       |     |   |                   |       |                 |

Non-Div I Games:

Dayton

■ Loss, 
 ■ Non-Conf, 
 ■ S Site, 
 ■ H Home 
 ■ A Away 
 N Neutral

|                             |          |           |                |             |               |          |      |       |           |
|-----------------------------|----------|-----------|----------------|-------------|---------------|----------|------|-------|-----------|
| Average RPI Win: <b>128</b> | WON-LOST | WINNING   | LAST 10        | STRENGTH OF | OPP. STRENGTH | TEAM     | ADJ. | CONF. | ADJ CONF. |
| Average RPI Loss: <b>40</b> | RECORD   | PCT. RANK | GAMES          | SCHEDULE    | OF SCHEDULE   | RPI      | RPI  | RPI   | RPI       |
| DIV. I ONLY                 | 21- 7    | 44        | 1- 0           | 42          | 26            | 25       | 25   | 6     | 6         |
| DIV. I NON-CONF.            | 9- 3     | 61        | 0- 0           | 77          | 9             | 40       | 40   | 4     | 4         |
| TOTALS                      | RPI 1-25 | RPI 26-50 | W-L RECORDS    | RPI 51-100  | RPI 101-150   | RPI 150+ |      |       |           |
| 21- 7                       | 0- 5     | 1- 0      | OVERALL        | 8- 0        | 6- 2          | 6- 0     |      |       |           |
| 11- 4                       | 0- 2     | 0- 0      | HOME           | 4- 0        | 3- 2          | 4- 0     |      |       |           |
| 8- 2                        | 0- 2     | 0- 0      | AWAY           | 3- 0        | 3- 0          | 2- 0     |      |       |           |
| 2- 1                        | 0- 1     | 1- 0      | NEUTRAL        | 1- 0        | 0- 0          | 0- 0     |      |       |           |
| 9- 3                        | 0- 3     | 1- 0      | NON-CONFERENCE | 2- 0        | 2- 0          | 4- 0     |      |       |           |
| 5- 1                        | 0- 1     | 0- 0      | HOME           | 1- 0        | 1- 0          | 3- 0     |      |       |           |
| 2- 1                        | 0- 1     | 0- 0      | AWAY           | 0- 0        | 1- 0          | 1- 0     |      |       |           |
| 2- 1                        | 0- 1     | 1- 0      | NEUTRAL        | 1- 0        | 0- 0          | 0- 0     |      |       |           |
| 12- 4                       | 0- 2     | 0- 0      | CONFERENCE     | 6- 0        | 4- 2          | 2- 0     |      |       |           |
| 6- 3                        | 0- 1     | 0- 0      | HOME           | 3- 0        | 2- 2          | 1- 0     |      |       |           |
| 6- 1                        | 0- 1     | 0- 0      | AWAY           | 3- 0        | 2- 0          | 1- 0     |      |       |           |
| 0- 0                        | 0- 0     | 0- 0      | NEUTRAL        | 0- 0        | 0- 0          | 0- 0     |      |       |           |

| RPI                       | S | Opponent        | Score         | RPI | S | Opponent        | Score        | RPI | S | Opponent   | Score | RPI | S | Opponent        | Score        |
|---------------------------|---|-----------------|---------------|-----|---|-----------------|--------------|-----|---|------------|-------|-----|---|-----------------|--------------|
| 1                         | H | Notre Dame      | 77 <b>101</b> | 37  | N | Kansas St.      | 79 59        | 52  | A | Villanova  | 66 59 | 104 | A | St. John's (NY) | 70 62        |
| 6                         | A | UConn           | 63 <b>99</b>  |     |   |                 |              | 52  | H | Villanova  | 93 70 | 104 | H | St. John's (NY) | 73 64        |
| 10                        | A | Marquette       | 63 <b>96</b>  |     |   |                 |              | 54  | A | Butler     | 86 78 | 105 | H | Creighton       | 82 <b>85</b> |
| 10                        | H | Marquette       | 87 <b>93</b>  |     |   |                 |              | 54  | H | Butler     | 76 62 | 108 | H | Northwestern    | 76 60        |
| 12                        | N | Syracuse        | 81 <b>83</b>  |     |   |                 |              | 66  | N | Princeton  | 82 67 | 112 | H | Providence      | 88 62        |
|                           |   |                 |               |     |   |                 |              | 75  | H | Green Bay  | 73 64 | 129 | A | Oklahoma        | 87 76        |
|                           |   |                 |               |     |   |                 |              | 93  | A | Georgetown | 69 64 | 138 | A | Seton Hall      | 94 85        |
|                           |   |                 |               |     |   |                 |              | 93  | H | Georgetown | 76 71 | 138 | H | Seton Hall      | 73 <b>84</b> |
|                           |   |                 |               |     |   |                 |              |     |   |            |       | 161 | H | Temple          | 102 88       |
|                           |   |                 |               |     |   |                 |              |     |   |            |       | 185 | A | Xavier          | 73 71        |
|                           |   |                 |               |     |   |                 |              |     |   |            |       | 185 | H | Xavier          | 81 48        |
|                           |   |                 |               |     |   |                 |              |     |   |            |       | 243 | A | Loyola Chicago  | 102 76       |
|                           |   |                 |               |     |   |                 |              |     |   |            |       | 298 | H | Tennessee St.   | 95 73        |
|                           |   |                 |               |     |   |                 |              |     |   |            |       | 349 | H | Savannah St.    | 124 61       |
| LAST 12 Division I GAMES: |   |                 |               |     |   |                 |              |     |   |            |       |     |   |                 |              |
| 54                        | H | Butler          | 76 62         | 10  | H | Marquette       | 87 <b>93</b> |     |   |            |       |     |   |                 |              |
| 185                       | H | Xavier          | 81 48         | 185 | A | Xavier          | 73 71        |     |   |            |       |     |   |                 |              |
| 104                       | A | St. John's (NY) | 70 62         | 54  | A | Butler          | 86 78        |     |   |            |       |     |   |                 |              |
| 138                       | A | Seton Hall      | 94 85         | 138 | H | Seton Hall      | 73 <b>84</b> |     |   |            |       |     |   |                 |              |
| 93                        | H | Georgetown      | 76 71         | 104 | H | St. John's (NY) | 73 64        |     |   |            |       |     |   |                 |              |
| 52                        | H | Villanova       | 93 70         | 52  | A | Villanova       | 66 59        |     |   |            |       |     |   |                 |              |

Non-Div I Games:

DePaul

Delaware

Through Games Of Feb. 26, 2019

| Average RPI Win:  | 227      | WON-LOST  | WINNING        | LAST 10    | STRENGTH OF | OPP. STRENGTH | TEAM | ADJ. | CONF. | ADJ CONF. |
|-------------------|----------|-----------|----------------|------------|-------------|---------------|------|------|-------|-----------|
| Average RPI Loss: | 98       | RECORD    | PCT. RANK      | GAMES      | SCHEDULE    | OF SCHEDULE   | RPI  | RPI  | RPI   | RPI       |
| DIV. I ONLY       | 13- 13   | 170       | 1- 0           | 103        | 172         | 149           | 149  | 10   | 10    |           |
| DIV. I NON-CONF.  | 5- 7     | 206       | 1- 0           | 111        | 283         | 185           | 185  | 10   | 10    |           |
| TOTALS            | RPI 1-25 | RPI 26-50 | W-L RECORDS    | RPI 51-100 | RPI 101-150 | RPI 150+      |      |      |       |           |
| 13- 13            | 0- 2     | 0- 1      | OVERALL        | 0- 3       | 2- 4        | 11- 3         |      |      |       |           |
| 6- 5              | 0- 2     | 0- 1      | HOME           | 0- 1       | 2- 1        | 4- 0          |      |      |       |           |
| 5- 6              | 0- 0     | 0- 0      | AWAY           | 0- 2       | 0- 2        | 5- 2          |      |      |       |           |
| 2- 2              | 0- 0     | 0- 0      | NEUTRAL        | 0- 0       | 0- 1        | 2- 1          |      |      |       |           |
| 5- 7              | 0- 2     | 0- 0      | NON-CONFERENCE | 0- 1       | 0- 1        | 5- 3          |      |      |       |           |
| 2- 2              | 0- 2     | 0- 0      | HOME           | 0- 0       | 0- 0        | 2- 0          |      |      |       |           |
| 1- 3              | 0- 0     | 0- 0      | AWAY           | 0- 1       | 0- 0        | 1- 2          |      |      |       |           |
| 2- 2              | 0- 0     | 0- 0      | NEUTRAL        | 0- 0       | 0- 1        | 2- 1          |      |      |       |           |
| 8- 6              | 0- 0     | 0- 1      | CONFERENCE     | 0- 2       | 2- 3        | 6- 0          |      |      |       |           |
| 4- 3              | 0- 0     | 0- 1      | HOME           | 0- 1       | 2- 1        | 2- 0          |      |      |       |           |
| 4- 3              | 0- 0     | 0- 0      | AWAY           | 0- 1       | 0- 2        | 4- 0          |      |      |       |           |
| 0- 0              | 0- 0     | 0- 0      | NEUTRAL        | 0- 0       | 0- 0        | 0- 0          |      |      |       |           |

| RPI 1-25                  |   |                    | RPI 26-50 |     |   | RPI 51-100         |       |     | RPI 101+ |          |       | Team's RPI: 149                |
|---------------------------|---|--------------------|-----------|-----|---|--------------------|-------|-----|----------|----------|-------|--------------------------------|
| RPI                       | S | Opponent           | Score     | RPI | S | Opponent           | Score | RPI | S        | Opponent | Score |                                |
| 13                        | H | Maryland           | 53 77     | 36  | H | James Madison      | 43 68 | 65  | A        | Drexel   | 41 58 | 107 H Towson 48 56             |
| 15                        | H | UCF                | 60 71     |     |   |                    |       | 65  | H        | Drexel   | 40 57 | 114 A Northeastern 62 75       |
|                           |   |                    |           |     |   |                    |       | 90  | A        | UNI      | 67 79 | 114 H Northeastern 77 63       |
|                           |   |                    |           |     |   |                    |       |     |          |          |       | 120 A UNCW 64 72               |
|                           |   |                    |           |     |   |                    |       |     |          |          |       | 120 H UNCW 65 53               |
|                           |   |                    |           |     |   |                    |       |     |          |          |       | 135 N Montana St. 60 69        |
|                           |   |                    |           |     |   |                    |       |     |          |          |       | 155 A Boston U. 61 72          |
|                           |   |                    |           |     |   |                    |       |     |          |          |       | 156 N Bradley 47 59            |
|                           |   |                    |           |     |   |                    |       |     |          |          |       | 170 A William & Mary 70 59     |
|                           |   |                    |           |     |   |                    |       |     |          |          |       | 173 N Nicholls St. 71 56       |
|                           |   |                    |           |     |   |                    |       |     |          |          |       | 197 A George Mason 46 72       |
|                           |   |                    |           |     |   |                    |       |     |          |          |       | 213 A Elon 74 63               |
|                           |   |                    |           |     |   |                    |       |     |          |          |       | 221 A Hofstra 78 59            |
|                           |   |                    |           |     |   |                    |       |     |          |          |       | 221 H Hofstra 57 47            |
|                           |   |                    |           |     |   |                    |       |     |          |          |       | 230 H Saint Joseph's 48 39     |
|                           |   |                    |           |     |   |                    |       |     |          |          |       | 244 H Gardner-Webb 69 45       |
|                           |   |                    |           |     |   |                    |       |     |          |          |       | 287 A Col. of Charleston 72 60 |
|                           |   |                    |           |     |   |                    |       |     |          |          |       | 287 H Col. of Charleston 74 50 |
|                           |   |                    |           |     |   |                    |       |     |          |          |       | 326 N Lafayette 65 47          |
|                           |   |                    |           |     |   |                    |       |     |          |          |       | 343 A Delaware St. 85 77       |
| LAST 12 Division I GAMES: |   |                    |           |     |   |                    |       |     |          |          |       |                                |
| 326                       | N | Lafayette          | 65 47     | 65  | A | Drexel             | 41 58 |     |          |          |       |                                |
| 173                       | N | Nicholls St.       | 71 56     | 213 | A | Elon               | 74 63 |     |          |          |       |                                |
| 120                       | A | UNCW               | 64 72     | 170 | A | William & Mary     | 70 59 |     |          |          |       |                                |
| 287                       | A | Col. of Charleston | 72 60     | 287 | H | Col. of Charleston | 74 50 |     |          |          |       |                                |
| 221                       | H | Hofstra            | 57 47     | 120 | H | UNCW               | 65 53 |     |          |          |       |                                |
| 114                       | H | Northeastern       | 77 63     | 114 | A | Northeastern       | 62 75 |     |          |          |       |                                |

Non-Div I Games:

Delaware

Loss, Non-Conf, S Site, H Home A Away N Neutral

|                   |          |           |                |            |             |               |      |      |       |           |
|-------------------|----------|-----------|----------------|------------|-------------|---------------|------|------|-------|-----------|
| Average RPI Win:  | 293      | WON-LOST  | WINNING        | LAST 10    | STRENGTH OF | OPP. STRENGTH | TEAM | ADJ. | CONF. | ADJ CONF. |
| Average RPI Loss: | 215      | RECORD    | PCT. RANK      | GAMES      | SCHEDULE    | OF SCHEDULE   | RPI  | RPI  | RPI   | RPI       |
| DIV. I ONLY       | 3- 19    | 335       | 0- 1           | 297        | 342         | 343           | 343  | 32   | 32    |           |
| DIV. I NON-CONF.  | 0- 9     | 336       | 0- 0           | 122        | 207         | 324           | 324  | 32   | 32    |           |
| TOTALS            | RPI 1-25 | RPI 26-50 | W-L RECORDS    | RPI 51-100 | RPI 101-150 | RPI 150+      |      |      |       |           |
| 3- 19             | 0- 0     | 0- 1      | OVERALL        | 0- 1       | 0- 2        | 3- 15         |      |      |       |           |
| 3- 5              | 0- 0     | 0- 1      | HOME           | 0- 0       | 0- 1        | 3- 3          |      |      |       |           |
| 0- 14             | 0- 0     | 0- 0      | AWAY           | 0- 1       | 0- 1        | 0- 12         |      |      |       |           |
| 0- 0              | 0- 0     | 0- 0      | NEUTRAL        | 0- 0       | 0- 0        | 0- 0          |      |      |       |           |
| 0- 9              | 0- 0     | 0- 1      | NON-CONFERENCE | 0- 1       | 0- 2        | 0- 5          |      |      |       |           |
| 0- 2              | 0- 0     | 0- 1      | HOME           | 0- 0       | 0- 1        | 0- 0          |      |      |       |           |
| 0- 7              | 0- 0     | 0- 0      | AWAY           | 0- 1       | 0- 1        | 0- 5          |      |      |       |           |
| 0- 0              | 0- 0     | 0- 0      | NEUTRAL        | 0- 0       | 0- 0        | 0- 0          |      |      |       |           |
| 3- 10             | 0- 0     | 0- 0      | CONFERENCE     | 0- 0       | 0- 0        | 3- 10         |      |      |       |           |
| 3- 3              | 0- 0     | 0- 0      | HOME           | 0- 0       | 0- 0        | 3- 3          |      |      |       |           |
| 0- 7              | 0- 0     | 0- 0      | AWAY           | 0- 0       | 0- 0        | 0- 7          |      |      |       |           |
| 0- 0              | 0- 0     | 0- 0      | NEUTRAL        | 0- 0       | 0- 0        | 0- 0          |      |      |       |           |

| RPI S                     | Opponent             | Score  | RPI S | Opponent          | Score | RPI S | Opponent          | Score | RPI S | Opponent             | Score | Team's RPI: 343 |
|---------------------------|----------------------|--------|-------|-------------------|-------|-------|-------------------|-------|-------|----------------------|-------|-----------------|
| 36                        | H James Madison      | 57 103 | 100   | A VCU             | 55 97 | 104   | A St. John's (NY) | 44 82 | 149   | H Delaware           | 77 85 |                 |
|                           |                      |        |       |                   |       | 161   | A Temple          | 61 75 | 185   | A Xavier             | 59 80 |                 |
|                           |                      |        |       |                   |       | 192   | A N.C. A&T        | 49 72 | 192   | H N.C. A&T           | 47 67 |                 |
|                           |                      |        |       |                   |       | 193   | H UMES            | 65 62 | 198   | A Robert Morris      | 63 64 |                 |
|                           |                      |        |       |                   |       | 202   | A Marshall        | 63 75 | 207   | A Bethune-Cookman    | 55 67 |                 |
|                           |                      |        |       |                   |       | 222   | A Cornell         | 59 94 | 224   | A Howard             | 62 78 |                 |
|                           |                      |        |       |                   |       | 264   | A Norfolk St.     | 50 63 | 301   | H South Carolina St. | 60 63 |                 |
|                           |                      |        |       |                   |       | 328   | A Coppin St.      | 59 85 | 328   | H Coppin St.         | 57 71 |                 |
|                           |                      |        |       |                   |       | 338   | A N.C. Central    | 64 65 | 338   | H N.C. Central       | 71 61 |                 |
|                           |                      |        |       |                   |       | 347   | A Florida A&M     | 52 57 | 349   | H Savannah St.       | 66 58 |                 |
| LAST 12 Division I GAMES: |                      |        |       |                   |       |       |                   |       |       |                      |       |                 |
| 328                       | A Coppin St.         | 59 85  | 224   | A Howard          | 62 78 |       |                   |       |       |                      |       |                 |
| 193                       | H UMES               | 65 62  | 347   | A Florida A&M     | 52 57 |       |                   |       |       |                      |       |                 |
| 338                       | A N.C. Central       | 64 65  | 207   | A Bethune-Cookman | 55 67 |       |                   |       |       |                      |       |                 |
| 192                       | A N.C. A&T           | 49 72  | 338   | H N.C. Central    | 71 61 |       |                   |       |       |                      |       |                 |
| 301                       | H South Carolina St. | 60 63  | 192   | H N.C. A&T        | 47 67 |       |                   |       |       |                      |       |                 |
| 349                       | H Savannah St.       | 66 58  | 328   | H Coppin St.      | 57 71 |       |                   |       |       |                      |       |                 |

Non-Div I Games: Post 65 53 Cheyney 79 59

Delaware St.

■ Loss, 
 ■ Non-Conf, 
 ■ S Site, 
 ■ Home 
 ■ A Away 
 N Neutral

|                              |          |           |                |             |               |          |      |       |           |
|------------------------------|----------|-----------|----------------|-------------|---------------|----------|------|-------|-----------|
| Average RPI Win: <b>220</b>  | WON-LOST | WINNING   | LAST 10        | STRENGTH OF | OPP. STRENGTH | TEAM     | ADJ. | CONF. | ADJ CONF. |
| Average RPI Loss: <b>148</b> | RECORD   | PCT. RANK | GAMES          | SCHEDULE    | OF SCHEDULE   | RPI      | RPI  | RPI   | RPI       |
| DIV. I ONLY                  | 15- 12   | 145       | 1- 0           | 197         | 195           | 159      | 159  | 19    | 19        |
| DIV. I NON-CONF.             | 7- 6     | 153       | 0- 0           | 163         | 190           | 159      | 159  | 19    | 19        |
| TOTALS                       | RPI 1-25 | RPI 26-50 | W-L RECORDS    | RPI 51-100  | RPI 101-150   | RPI 150+ |      |       |           |
| 15- 12                       | 0- 0     | 1- 4      | OVERALL        | 2- 1        | 1- 2          | 11- 5    |      |       |           |
| 11- 2                        | 0- 0     | 1- 1      | HOME           | 2- 0        | 1- 0          | 7- 1     |      |       |           |
| 4- 10                        | 0- 0     | 0- 3      | AWAY           | 0- 1        | 0- 2          | 4- 4     |      |       |           |
| 0- 0                         | 0- 0     | 0- 0      | NEUTRAL        | 0- 0        | 0- 0          | 0- 0     |      |       |           |
| 7- 6                         | 0- 0     | 0- 1      | NON-CONFERENCE | 2- 1        | 1- 2          | 4- 2     |      |       |           |
| 6- 1                         | 0- 0     | 0- 0      | HOME           | 2- 0        | 1- 0          | 3- 1     |      |       |           |
| 1- 5                         | 0- 0     | 0- 1      | AWAY           | 0- 1        | 0- 2          | 1- 1     |      |       |           |
| 0- 0                         | 0- 0     | 0- 0      | NEUTRAL        | 0- 0        | 0- 0          | 0- 0     |      |       |           |
| 8- 6                         | 0- 0     | 1- 3      | CONFERENCE     | 0- 0        | 0- 0          | 7- 3     |      |       |           |
| 5- 1                         | 0- 0     | 1- 1      | HOME           | 0- 0        | 0- 0          | 4- 0     |      |       |           |
| 3- 5                         | 0- 0     | 0- 2      | AWAY           | 0- 0        | 0- 0          | 3- 3     |      |       |           |
| 0- 0                         | 0- 0     | 0- 0      | NEUTRAL        | 0- 0        | 0- 0          | 0- 0     |      |       |           |

| RPI S                     | Opponent            | Score        | RPI S | Opponent            | Score        | RPI S | Opponent           | Score        | RPI S | Opponent            | Score        | Team's RPI: 159 |
|---------------------------|---------------------|--------------|-------|---------------------|--------------|-------|--------------------|--------------|-------|---------------------|--------------|-----------------|
| 29                        | A South Dakota St.  | 59 <b>76</b> | 29    | H South Dakota St.  | 67 <b>83</b> | 59    | H Lamar University | 117 110      | 109   | A Northern Colo.    | 66 <b>74</b> |                 |
| 34                        | A South Dakota      | 58 <b>73</b> | 34    | H South Dakota      | 104 99       | 86    | A Nebraska         | 71 <b>96</b> | 110   | H Loyola Marymount  | 104 75       |                 |
| 45                        | A Wyoming           | 74 <b>78</b> |       |                     |              |       |                    |              | 145   | A New Mexico St.    | 64 <b>66</b> |                 |
|                           |                     |              |       |                     |              |       |                    |              | 167   | A Oral Roberts      | 66 <b>74</b> |                 |
|                           |                     |              |       |                     |              |       |                    |              | 167   | H Oral Roberts      | 93 76        |                 |
|                           |                     |              |       |                     |              |       |                    |              | 235   | A Western Ill.      | 78 <b>87</b> |                 |
|                           |                     |              |       |                     |              |       |                    |              | 237   | H UMKC              | 92 75        |                 |
|                           |                     |              |       |                     |              |       |                    |              | 241   | H St. Bonaventure   | 76 62        |                 |
|                           |                     |              |       |                     |              |       |                    |              | 252   | A North Dakota      | 92 91        |                 |
|                           |                     |              |       |                     |              |       |                    |              | 252   | H North Dakota      | 87 66        |                 |
|                           |                     |              |       |                     |              |       |                    |              | 276   | A Colorado St.      | 79 <b>84</b> |                 |
|                           |                     |              |       |                     |              |       |                    |              | 285   | A Southern Utah     | 71 70        |                 |
|                           |                     |              |       |                     |              |       |                    |              | 286   | H Samford           | 83 <b>87</b> |                 |
|                           |                     |              |       |                     |              |       |                    |              | 291   | H Air Force         | 92 66        |                 |
|                           |                     |              |       |                     |              |       |                    |              | 318   | A North Dakota St.  | 87 67        |                 |
|                           |                     |              |       |                     |              |       |                    |              | 318   | H North Dakota St.  | 81 54        |                 |
|                           |                     |              |       |                     |              |       |                    |              | 321   | A Omaha             | 95 68        |                 |
|                           |                     |              |       |                     |              |       |                    |              | 334   | A Purdue Fort Wayne | 55 <b>70</b> |                 |
|                           |                     |              |       |                     |              |       |                    |              | 334   | H Purdue Fort Wayne | 82 62        |                 |
| LAST 12 Division I GAMES: |                     |              |       |                     |              |       |                    |              |       |                     |              |                 |
| 252                       | A North Dakota      | 92 91        | 334   | A Purdue Fort Wayne | 55 <b>70</b> |       |                    |              |       |                     |              |                 |
| 34                        | A South Dakota      | 58 <b>73</b> | 167   | H Oral Roberts      | 93 76        |       |                    |              |       |                     |              |                 |
| 334                       | H Purdue Fort Wayne | 82 62        | 318   | H North Dakota St.  | 81 54        |       |                    |              |       |                     |              |                 |
| 318                       | A North Dakota St.  | 87 67        | 29    | A South Dakota St.  | 59 <b>76</b> |       |                    |              |       |                     |              |                 |
| 167                       | A Oral Roberts      | 66 <b>74</b> | 252   | H North Dakota      | 87 66        |       |                    |              |       |                     |              |                 |
| 29                        | H South Dakota St.  | 67 <b>83</b> | 34    | H South Dakota      | 104 99       |       |                    |              |       |                     |              |                 |

Non-Div I Games:

Denver

■ Loss, 
 ■ Non-Conf, 
 ■ S Site, 
 ■ H Home 
 ■ A Away 
 N Neutral

Detroit Mercy

Through Games Of Feb. 26, 2019

|                   |          |           |                |            |             |               |      |      |       |           |
|-------------------|----------|-----------|----------------|------------|-------------|---------------|------|------|-------|-----------|
| Average RPI Win:  | 319      | WON-LOST  | WINNING        | LAST 10    | STRENGTH OF | OPP. STRENGTH | TEAM | ADJ. | CONF. | ADJ CONF. |
| Average RPI Loss: | 176      | RECORD    | PCT. RANK      | GAMES      | SCHEDULE    | OF SCHEDULE   | RPI  | RPI  | RPI   | RPI       |
| DIV. I ONLY       | 3- 23    | 340       | 0- 1           | 281        | 210         | 333           | 333  | 21   | 21    |           |
| DIV. I NON-CONF.  | 1- 9     | 326       | 0- 0           | 245        | 182         | 319           | 319  | 18   | 18    |           |
| TOTALS            | RPI 1-25 | RPI 26-50 | W-L RECORDS    | RPI 51-100 | RPI 101-150 | RPI 150+      |      |      |       |           |
| 3- 23             | 0- 0     | 0- 2      | OVERALL        | 0- 5       | 0- 4        | 3- 12         |      |      |       |           |
| 1- 9              | 0- 0     | 0- 1      | HOME           | 0- 1       | 0- 2        | 1- 5          |      |      |       |           |
| 2- 14             | 0- 0     | 0- 1      | AWAY           | 0- 4       | 0- 2        | 2- 7          |      |      |       |           |
| 0- 0              | 0- 0     | 0- 0      | NEUTRAL        | 0- 0       | 0- 0        | 0- 0          |      |      |       |           |
| 1- 9              | 0- 0     | 0- 2      | NON-CONFERENCE | 0- 2       | 0- 0        | 1- 5          |      |      |       |           |
| 0- 3              | 0- 0     | 0- 1      | HOME           | 0- 0       | 0- 0        | 0- 2          |      |      |       |           |
| 1- 6              | 0- 0     | 0- 1      | AWAY           | 0- 2       | 0- 0        | 1- 3          |      |      |       |           |
| 0- 0              | 0- 0     | 0- 0      | NEUTRAL        | 0- 0       | 0- 0        | 0- 0          |      |      |       |           |
| 2- 14             | 0- 0     | 0- 0      | CONFERENCE     | 0- 3       | 0- 4        | 2- 7          |      |      |       |           |
| 1- 6              | 0- 0     | 0- 0      | HOME           | 0- 1       | 0- 2        | 1- 3          |      |      |       |           |
| 1- 8              | 0- 0     | 0- 0      | AWAY           | 0- 2       | 0- 2        | 1- 4          |      |      |       |           |
| 0- 0              | 0- 0     | 0- 0      | NEUTRAL        | 0- 0       | 0- 0        | 0- 0          |      |      |       |           |

| RPI S                     | Opponent         | Score | RPI S | Opponent        | Score | RPI S | Opponent         | Score | RPI S | Opponent | Score | Team's RPI: 333 |
|---------------------------|------------------|-------|-------|-----------------|-------|-------|------------------|-------|-------|----------|-------|-----------------|
| 42                        | H Miami (OH)     | 59 78 | 63    | A Wright St.    | 59 78 | 121   | A Youngstown St. | 45 91 |       |          |       |                 |
| 46                        | A Michigan       | 62 95 | 75    | A Green Bay     | 37 82 | 121   | H Youngstown St. | 59 85 |       |          |       |                 |
|                           |                  |       | 75    | H Green Bay     | 40 65 | 130   | A IUPUI          | 47 82 |       |          |       |                 |
|                           |                  |       | 77    | A Ohio St.      | 41 55 | 130   | H IUPUI          | 41 58 |       |          |       |                 |
|                           |                  |       | 80    | A Toledo        | 60 77 | 196   | A Milwaukee      | 34 59 |       |          |       |                 |
|                           |                  |       |       |                 |       | 196   | H Milwaukee      | 44 62 |       |          |       |                 |
|                           |                  |       |       |                 |       | 204   | A Eastern Mich.  | 53 60 |       |          |       |                 |
|                           |                  |       |       |                 |       | 218   | A Bowling Green  | 73 79 |       |          |       |                 |
|                           |                  |       |       |                 |       | 243   | A Loyola Chicago | 43 52 |       |          |       |                 |
|                           |                  |       |       |                 |       | 253   | A Northern Ky.   | 56 68 |       |          |       |                 |
|                           |                  |       |       |                 |       | 269   | H Western Mich.  | 44 54 |       |          |       |                 |
|                           |                  |       |       |                 |       | 282   | A Manhattan      | 58 56 |       |          |       |                 |
|                           |                  |       |       |                 |       | 283   | A Cleveland St.  | 51 67 |       |          |       |                 |
|                           |                  |       |       |                 |       | 283   | H Cleveland St.  | 49 67 |       |          |       |                 |
|                           |                  |       |       |                 |       | 310   | A Oakland        | 67 74 |       |          |       |                 |
|                           |                  |       |       |                 |       | 310   | H Oakland        | 65 76 |       |          |       |                 |
|                           |                  |       |       |                 |       | 321   | H Omaha          | 42 51 |       |          |       |                 |
|                           |                  |       |       |                 |       | 337   | A UIC            | 42 36 |       |          |       |                 |
|                           |                  |       |       |                 |       | 337   | H UIC            | 62 45 |       |          |       |                 |
| LAST 12 Division I GAMES: |                  |       |       |                 |       |       |                  |       |       |          |       |                 |
| 75                        | A Green Bay      | 37 82 | 283   | A Cleveland St. | 51 67 |       |                  |       |       |          |       |                 |
| 196                       | A Milwaukee      | 34 59 | 63    | A Wright St.    | 59 78 |       |                  |       |       |          |       |                 |
| 130                       | H IUPUI          | 41 58 | 253   | A Northern Ky.  | 56 68 |       |                  |       |       |          |       |                 |
| 337                       | H UIC            | 62 45 | 196   | H Milwaukee     | 44 62 |       |                  |       |       |          |       |                 |
| 310                       | H Oakland        | 65 76 | 75    | H Green Bay     | 40 65 |       |                  |       |       |          |       |                 |
| 121                       | A Youngstown St. | 45 91 | 337   | A UIC           | 42 36 |       |                  |       |       |          |       |                 |

Non-Div I Games: Mich.-Dearborn 68 60

Detroit Mercy

Loss, Non-Conf, S Site, H Home A Away N Neutral

## Drake

Through Games Of Feb. 26, 2019

| Average RPI Win:  | 173      | WON-LOST  | WINNING        | LAST 10    | STRENGTH OF | OPP. STRENGTH | TEAM | ADJ. | CONF. | ADJ CONF. |
|-------------------|----------|-----------|----------------|------------|-------------|---------------|------|------|-------|-----------|
| Average RPI Loss: | 23       | RECORD    | PCT. RANK      | GAMES      | SCHEDULE    | OF SCHEDULE   | RPI  | RPI  | RPI   | RPI       |
| DIV. I ONLY       | 20- 5    | 27        | 1- 0           | 60         | 87          | 24            | 24   | 13   | 13    |           |
| DIV. I NON-CONF.  | 7- 4     | 108       | 1- 0           | 6          | 2           | 12            | 12   | 15   | 15    |           |
| TOTALS            | RPI 1-25 | RPI 26-50 | W-L RECORDS    | RPI 51-100 | RPI 101-150 | RPI 150+      |      |      |       |           |
| 20- 5             | 1- 3     | 2- 1      | OVERALL        | 3- 1       | 2- 0        | 12- 0         |      |      |       |           |
| 8- 2              | 0- 1     | 1- 0      | HOME           | 1- 1       | 1- 0        | 5- 0          |      |      |       |           |
| 10- 2             | 0- 1     | 0- 1      | AWAY           | 2- 0       | 1- 0        | 7- 0          |      |      |       |           |
| 2- 1              | 1- 1     | 1- 0      | NEUTRAL        | 0- 0       | 0- 0        | 0- 0          |      |      |       |           |
| 7- 4              | 1- 3     | 2- 1      | NON-CONFERENCE | 1- 0       | 2- 0        | 1- 0          |      |      |       |           |
| 2- 1              | 0- 1     | 1- 0      | HOME           | 0- 0       | 1- 0        | 0- 0          |      |      |       |           |
| 3- 2              | 0- 1     | 0- 1      | AWAY           | 1- 0       | 1- 0        | 1- 0          |      |      |       |           |
| 2- 1              | 1- 1     | 1- 0      | NEUTRAL        | 0- 0       | 0- 0        | 0- 0          |      |      |       |           |
| 13- 1             | 0- 0     | 0- 0      | CONFERENCE     | 2- 1       | 0- 0        | 11- 0         |      |      |       |           |
| 6- 1              | 0- 0     | 0- 0      | HOME           | 1- 1       | 0- 0        | 5- 0          |      |      |       |           |
| 7- 0              | 0- 0     | 0- 0      | AWAY           | 1- 0       | 0- 0        | 6- 0          |      |      |       |           |
| 0- 0              | 0- 0     | 0- 0      | NEUTRAL        | 0- 0       | 0- 0        | 0- 0          |      |      |       |           |

| RPI | S | Opponent       | Score |
|-----|---|----------------|-------|
| 1   | N | Notre Dame     | 64 82 |
| 7   | H | Iowa           | 82 91 |
| 11  | A | Iowa St.       | 81 86 |
| 16  | N | South Carolina | 90 85 |

| RPI | S | Opponent         | Score |
|-----|---|------------------|-------|
| 27  | N | Rutgers          | 69 59 |
| 29  | A | South Dakota St. | 71 80 |
| 34  | H | South Dakota     | 76 64 |

| RPI | S | Opponent     | Score |
|-----|---|--------------|-------|
| 69  | H | Missouri St. | 79 85 |
| 86  | A | Nebraska     | 83 77 |
| 90  | A | UNI          | 88 64 |
| 90  | H | UNI          | 76 61 |

| RPI | S | Opponent       | Score |
|-----|---|----------------|-------|
| 105 | A | Creighton      | 85 69 |
| 150 | H | CSUN           | 73 63 |
| 151 | H | Southern Ill.  | 94 66 |
| 156 | A | Bradley        | 92 63 |
| 160 | A | Illinois St.   | 82 64 |
| 188 | A | Indiana St.    | 70 68 |
| 188 | H | Indiana St.    | 96 77 |
| 235 | A | Western Ill.   | 98 71 |
| 243 | A | Loyola Chicago | 83 55 |
| 243 | H | Loyola Chicago | 69 60 |
| 314 | A | Valparaiso     | 88 62 |
| 314 | H | Valparaiso     | 84 53 |
| 332 | A | Evansville     | 78 47 |
| 332 | H | Evansville     | 66 39 |

## LAST 12 Division I GAMES:

|     |   |                |       |     |   |               |       |
|-----|---|----------------|-------|-----|---|---------------|-------|
| 16  | N | South Carolina | 90 85 | 314 | A | Valparaiso    | 88 62 |
| 1   | N | Notre Dame     | 64 82 | 151 | H | Southern Ill. | 94 66 |
| 188 | H | Indiana St.    | 96 77 | 69  | H | Missouri St.  | 79 85 |
| 332 | H | Evansville     | 66 39 | 332 | A | Evansville    | 78 47 |
| 90  | H | UNI            | 76 61 | 188 | A | Indiana St.   | 70 68 |
| 243 | A | Loyola Chicago | 83 55 | 90  | A | UNI           | 88 64 |

Non-Div I Games: Clarke 91 43

Drake

■ Loss, 
 ■ Non-Conf, 
 ■ S Site, 
 ■ Home 
 ■ Away 
 N Neutral

|                   |          |           |                |            |             |               |      |      |       |           |
|-------------------|----------|-----------|----------------|------------|-------------|---------------|------|------|-------|-----------|
| Average RPI Win:  | 205      | WON-LOST  | WINNING        | LAST 10    | STRENGTH OF | OPP. STRENGTH | TEAM | ADJ. | CONF. | ADJ CONF. |
| Average RPI Loss: | 66       | RECORD    | PCT. RANK      | GAMES      | SCHEDULE    | OF SCHEDULE   | RPI  | RPI  | RPI   | RPI       |
| DIV. I ONLY       | 20- 5    | 27        | 1- 0           | 134        | 146         | 65            | 65   | 10   | 10    |           |
| DIV. I NON-CONF.  | 8- 3     | 72        | 1- 0           | 138        | 259         | 89            | 89   | 10   | 10    |           |
| TOTALS            | RPI 1-25 | RPI 26-50 | W-L RECORDS    | RPI 51-100 | RPI 101-150 | RPI 150+      |      |      |       |           |
| 20- 5             | 0- 0     | 0- 1      | OVERALL        | 1- 3       | 6- 1        | 13- 0         |      |      |       |           |
| 8- 4              | 0- 0     | 0- 1      | HOME           | 1- 2       | 3- 1        | 4- 0          |      |      |       |           |
| 11- 0             | 0- 0     | 0- 0      | AWAY           | 0- 0       | 3- 0        | 8- 0          |      |      |       |           |
| 1- 1              | 0- 0     | 0- 0      | NEUTRAL        | 0- 1       | 0- 0        | 1- 0          |      |      |       |           |
| 8- 3              | 0- 0     | 0- 0      | NON-CONFERENCE | 1- 3       | 0- 0        | 7- 0          |      |      |       |           |
| 3- 2              | 0- 0     | 0- 0      | HOME           | 1- 2       | 0- 0        | 2- 0          |      |      |       |           |
| 4- 0              | 0- 0     | 0- 0      | AWAY           | 0- 0       | 0- 0        | 4- 0          |      |      |       |           |
| 1- 1              | 0- 0     | 0- 0      | NEUTRAL        | 0- 1       | 0- 0        | 1- 0          |      |      |       |           |
| 12- 2             | 0- 0     | 0- 1      | CONFERENCE     | 0- 0       | 6- 1        | 6- 0          |      |      |       |           |
| 5- 2              | 0- 0     | 0- 1      | HOME           | 0- 0       | 3- 1        | 2- 0          |      |      |       |           |
| 7- 0              | 0- 0     | 0- 0      | AWAY           | 0- 0       | 3- 0        | 4- 0          |      |      |       |           |
| 0- 0              | 0- 0     | 0- 0      | NEUTRAL        | 0- 0       | 0- 0        | 0- 0          |      |      |       |           |

| RPI S                     | Opponent             | Score | RPI S | Opponent             | Score | RPI S | Opponent             | Score | RPI S | Opponent | Score |
|---------------------------|----------------------|-------|-------|----------------------|-------|-------|----------------------|-------|-------|----------|-------|
| 36                        | H James Madison      | 35 51 | 51    | H Quinnipiac         | 52 56 | 107   | H Towson             | 54 55 |       |          |       |
|                           |                      |       | 53    | H Bucknell           | 64 42 | 114   | A Northeastern       | 61 59 |       |          |       |
|                           |                      |       | 63    | N Wright St.         | 63 71 | 114   | H Northeastern       | 76 45 |       |          |       |
|                           |                      |       | 72    | H Penn               | 39 55 | 120   | A UNCW               | 65 53 |       |          |       |
|                           |                      |       |       |                      |       | 120   | H UNCW               | 67 55 |       |          |       |
|                           |                      |       |       |                      |       | 149   | A Delaware           | 57 40 |       |          |       |
|                           |                      |       |       |                      |       | 149   | H Delaware           | 58 41 |       |          |       |
|                           |                      |       |       |                      |       | 170   | A William & Mary     | 62 58 |       |          |       |
|                           |                      |       |       |                      |       | 213   | A Elon               | 59 44 |       |          |       |
|                           |                      |       |       |                      |       | 221   | A Hofstra            | 61 49 |       |          |       |
|                           |                      |       |       |                      |       | 221   | H Hofstra            | 62 39 |       |          |       |
|                           |                      |       |       |                      |       | 230   | H Saint Joseph's     | 51 34 |       |          |       |
|                           |                      |       |       |                      |       | 244   | H Gardner-Webb       | 65 48 |       |          |       |
|                           |                      |       |       |                      |       | 270   | N Siena              | 51 39 |       |          |       |
|                           |                      |       |       |                      |       | 271   | A Richmond           | 58 35 |       |          |       |
|                           |                      |       |       |                      |       | 280   | A Vermont            | 60 44 |       |          |       |
|                           |                      |       |       |                      |       | 282   | A Manhattan          | 53 39 |       |          |       |
|                           |                      |       |       |                      |       | 287   | A Col. of Charleston | 65 42 |       |          |       |
|                           |                      |       |       |                      |       | 287   | H Col. of Charleston | 76 53 |       |          |       |
|                           |                      |       |       |                      |       | 295   | A La Salle           | 58 43 |       |          |       |
| LAST 12 Division I GAMES: |                      |       |       |                      |       |       |                      |       |       |          |       |
| 280                       | A Vermont            | 60 44 | 170   | A William & Mary     | 62 58 |       |                      |       |       |          |       |
| 287                       | A Col. of Charleston | 65 42 | 213   | A Elon               | 59 44 |       |                      |       |       |          |       |
| 120                       | A UNCW               | 65 53 | 120   | H UNCW               | 67 55 |       |                      |       |       |          |       |
| 114                       | H Northeastern       | 76 45 | 287   | H Col. of Charleston | 76 53 |       |                      |       |       |          |       |
| 221                       | H Hofstra            | 62 39 | 221   | A Hofstra            | 61 49 |       |                      |       |       |          |       |
| 149                       | H Delaware           | 58 41 | 114   | A Northeastern       | 61 59 |       |                      |       |       |          |       |

Non-Div I Games:

Drexel

■ Loss, 
■ Non-Conf, S Site, 
■ Home 
■ Away 
N Neutral



| Average RPI Win:  | 142      | WON-LOST  | WINNING        | LAST 10    | STRENGTH OF | OPP. STRENGTH | TEAM | ADJ. | CONF. | ADJ CONF. |
|-------------------|----------|-----------|----------------|------------|-------------|---------------|------|------|-------|-----------|
| Average RPI Loss: | 49       | RECORD    | PCT. RANK      | GAMES      | SCHEDULE    | OF SCHEDULE   | RPI  | RPI  | RPI   | RPI       |
| DIV. I ONLY       | 12- 14   | 195       | 0- 1           | 29         | 5           | 84            | 84   | 1    | 1     |           |
| DIV. I NON-CONF.  | 8- 4     | 91        | 0- 1           | 88         | 53          | 61            | 61   | 1    | 1     |           |
| TOTALS            | RPI 1-25 | RPI 26-50 | W-L RECORDS    | RPI 51-100 | RPI 101-150 | RPI 150+      |      |      |       |           |
| 12- 14            | 0- 7     | 1- 2      | OVERALL        | 2- 2       | 4- 2        | 5- 1          |      |      |       |           |
| 7- 4              | 0- 3     | 0- 0      | HOME           | 1- 1       | 3- 0        | 3- 0          |      |      |       |           |
| 4- 8              | 0- 4     | 1- 1      | AWAY           | 1- 1       | 1- 2        | 1- 0          |      |      |       |           |
| 1- 2              | 0- 0     | 0- 1      | NEUTRAL        | 0- 0       | 0- 0        | 1- 1          |      |      |       |           |
| 8- 4              | 0- 1     | 0- 1      | NON-CONFERENCE | 2- 0       | 1- 1        | 5- 1          |      |      |       |           |
| 5- 0              | 0- 0     | 0- 0      | HOME           | 1- 0       | 1- 0        | 3- 0          |      |      |       |           |
| 2- 2              | 0- 1     | 0- 0      | AWAY           | 1- 0       | 0- 1        | 1- 0          |      |      |       |           |
| 1- 2              | 0- 0     | 0- 1      | NEUTRAL        | 0- 0       | 0- 0        | 1- 1          |      |      |       |           |
| 4- 10             | 0- 6     | 1- 1      | CONFERENCE     | 0- 2       | 3- 1        | 0- 0          |      |      |       |           |
| 2- 4              | 0- 3     | 0- 0      | HOME           | 0- 1       | 2- 0        | 0- 0          |      |      |       |           |
| 2- 6              | 0- 3     | 1- 1      | AWAY           | 0- 1       | 1- 1        | 0- 0          |      |      |       |           |
| 0- 0              | 0- 0     | 0- 0      | NEUTRAL        | 0- 0       | 0- 0        | 0- 0          |      |      |       |           |

| RPI S Opponent Score      | RPI S Opponent Score       | RPI S Opponent Score     | RPI S Opponent Score       |
|---------------------------|----------------------------|--------------------------|----------------------------|
| 1 A Notre Dame 61 89      | 30 N Missouri 54 62        | 58 A Maine 66 63         | 108 A Northwestern 58 84   |
| 3 H Louisville 51 73      | 31 A North Carolina 85 69  | 60 H Virginia Tech 57 64 | 115 A Boston College 90 92 |
| 8 A NC State 51 63        | 40 A Georgia Tech 64 70    | 70 H FGCU 57 41          | 124 H Pittsburgh 74 55     |
| 12 H Syracuse 55 64       |                            | 98 A Virginia 47 53      | 128 A Wake Forest 55 44    |
| 18 H Miami (FL) 50 58     |                            |                          | 128 H Wake Forest 66 52    |
| 20 A Florida St. 62 66    |                            |                          | 136 H Marist 64 56         |
| 21 A Oregon St. 57 71     |                            |                          | 157 N Washington 64 71     |
|                           |                            |                          | 181 A Wisconsin 60 53      |
|                           |                            |                          | 199 H UNLV 66 38           |
|                           |                            |                          | 212 N Ball St. 79 62       |
|                           |                            |                          | 213 H Elon 81 64           |
|                           |                            |                          | 223 H East Carolina 83 66  |
| LAST 12 Division I GAMES: |                            |                          |                            |
| 30 N Missouri 54 62       | 31 A North Carolina 85 69  |                          |                            |
| 212 N Ball St. 79 62      | 124 H Pittsburgh 74 55     |                          |                            |
| 128 A Wake Forest 55 44   | 115 A Boston College 90 92 |                          |                            |
| 1 A Notre Dame 61 89      | 12 H Syracuse 55 64        |                          |                            |
| 60 H Virginia Tech 57 64  | 128 H Wake Forest 66 52    |                          |                            |
| 98 A Virginia 47 53       | 20 A Florida St. 62 66     |                          |                            |

Non-Div I Games:

Duke

■ Loss, 
■ Non-Conf, 
■ S Site, 
■ H Home 
■ A Away 
N Neutral

| RPI 1-25                  |   |          |       | RPI 26-50 |   |                |       | RPI 51-100 |   |          |       | RPI 101+ |   |                    |       | Team's RPI: 143 |  |
|---------------------------|---|----------|-------|-----------|---|----------------|-------|------------|---|----------|-------|----------|---|--------------------|-------|-----------------|--|
| RPI                       | S | Opponent | Score | RPI       | S | Opponent       | Score | RPI        | S | Opponent | Score | RPI      | S | Opponent           | Score |                 |  |
| 12                        | N | Syracuse | 71 87 | 26        | A | Texas          | 41 78 | 80         | A | Toledo   | 52 65 | 117      | A | Fordham            | 46 57 |                 |  |
| 15                        | H | UCF      | 63 71 | 50        | A | TCU            | 48 61 | 85         | A | Kent St. | 77 72 | 122      | H | Dayton             | 85 57 |                 |  |
|                           |   |          |       |           |   |                |       | 100        | H | VCU      | 71 68 | 124      | H | Pittsburgh         | 58 66 |                 |  |
|                           |   |          |       |           |   |                |       |            |   |          |       | 126      | A | Penn St.           | 64 58 |                 |  |
|                           |   |          |       |           |   |                |       |            |   |          |       | 137      | H | Davidson           | 47 62 |                 |  |
|                           |   |          |       |           |   |                |       |            |   |          |       | 161      | H | Temple             | 54 53 |                 |  |
|                           |   |          |       |           |   |                |       |            |   |          |       | 190      | H | Saint Louis        | 63 67 |                 |  |
|                           |   |          |       |           |   |                |       |            |   |          |       | 191      | H | George Washington  | 54 55 |                 |  |
|                           |   |          |       |           |   |                |       |            |   |          |       | 197      | A | George Mason       | 60 57 |                 |  |
|                           |   |          |       |           |   |                |       |            |   |          |       | 217      | N | Liberty            | 51 55 |                 |  |
|                           |   |          |       |           |   |                |       |            |   |          |       | 227      | A | Massachusetts      | 66 69 |                 |  |
|                           |   |          |       |           |   |                |       |            |   |          |       | 229      | A | Saint Francis (PA) | 93 73 |                 |  |
|                           |   |          |       |           |   |                |       |            |   |          |       | 230      | A | Saint Joseph's     | 67 56 |                 |  |
|                           |   |          |       |           |   |                |       |            |   |          |       | 230      | H | Saint Joseph's     | 81 73 |                 |  |
|                           |   |          |       |           |   |                |       |            |   |          |       | 238      | H | Mt. St. Mary's     | 73 64 |                 |  |
|                           |   |          |       |           |   |                |       |            |   |          |       | 241      | A | St. Bonaventure    | 60 54 |                 |  |
|                           |   |          |       |           |   |                |       |            |   |          |       | 254      | H | ETSU               | 66 58 |                 |  |
|                           |   |          |       |           |   |                |       |            |   |          |       | 263      | A | Rhode Island       | 75 58 |                 |  |
|                           |   |          |       |           |   |                |       |            |   |          |       | 271      | H | Richmond           | 80 54 |                 |  |
|                           |   |          |       |           |   |                |       |            |   |          |       | 295      | A | La Salle           | 66 62 |                 |  |
| LAST 12 Division I GAMES: |   |          |       |           |   |                |       |            |   |          |       |          |   |                    |       |                 |  |
|                           |   |          |       | 100       | H | VCU            | 71 68 |            |   |          |       | 117      | A | Fordham            | 46 57 |                 |  |
|                           |   |          |       | 230       | A | Saint Joseph's | 67 56 |            |   |          |       | 191      | H | George Washington  | 54 55 |                 |  |
|                           |   |          |       | 263       | A | Rhode Island   | 75 58 |            |   |          |       | 295      | A | La Salle           | 66 62 |                 |  |
|                           |   |          |       | 190       | H | Saint Louis    | 63 67 |            |   |          |       | 271      | H | Richmond           | 80 54 |                 |  |
|                           |   |          |       | 122       | H | Dayton         | 85 57 |            |   |          |       | 230      | H | Saint Joseph's     | 81 73 |                 |  |
|                           |   |          |       | 227       | A | Massachusetts  | 66 69 |            |   |          |       | 197      | A | George Mason       | 60 57 |                 |  |

Duquesne

| Average RPI Win:  | 237      | WON-LOST  | WINNING        | LAST 10    | STRENGTH OF | OPP. STRENGTH | TEAM | ADJ. | CONF. | ADJ CONF. |
|-------------------|----------|-----------|----------------|------------|-------------|---------------|------|------|-------|-----------|
| Average RPI Loss: | 129      | RECORD    | PCT. RANK      | GAMES      | SCHEDULE    | OF SCHEDULE   | RPI  | RPI  | RPI   | RPI       |
| DIV. I ONLY       | 8- 20    | 284       | 0- 2           | 80         | 217         | 254           | 254  | 28   | 28    |           |
| DIV. I NON-CONF.  | 2- 14    | 319       | 0- 2           | 25         | 110         | 224           | 224  | 24   | 24    |           |
| TOTALS            | RPI 1-25 | RPI 26-50 | W-L RECORDS    | RPI 51-100 | RPI 101-150 | RPI 150+      |      |      |       |           |
| 8- 20             | 0- 1     | 0- 3      | OVERALL        | 0- 4       | 1- 4        | 7- 8          |      |      |       |           |
| 8- 5              | 0- 0     | 0- 0      | HOME           | 0- 2       | 1- 1        | 7- 2          |      |      |       |           |
| 0- 12             | 0- 0     | 0- 2      | AWAY           | 0- 2       | 0- 2        | 0- 6          |      |      |       |           |
| 0- 3              | 0- 1     | 0- 1      | NEUTRAL        | 0- 0       | 0- 1        | 0- 0          |      |      |       |           |
| 2- 14             | 0- 1     | 0- 3      | NON-CONFERENCE | 0- 4       | 1- 4        | 1- 2          |      |      |       |           |
| 2- 4              | 0- 0     | 0- 0      | HOME           | 0- 2       | 1- 1        | 1- 1          |      |      |       |           |
| 0- 7              | 0- 0     | 0- 2      | AWAY           | 0- 2       | 0- 2        | 0- 1          |      |      |       |           |
| 0- 3              | 0- 1     | 0- 1      | NEUTRAL        | 0- 0       | 0- 1        | 0- 0          |      |      |       |           |
| 6- 6              | 0- 0     | 0- 0      | CONFERENCE     | 0- 0       | 0- 0        | 6- 6          |      |      |       |           |
| 6- 1              | 0- 0     | 0- 0      | HOME           | 0- 0       | 0- 0        | 6- 1          |      |      |       |           |
| 0- 5              | 0- 0     | 0- 0      | AWAY           | 0- 0       | 0- 0        | 0- 5          |      |      |       |           |
| 0- 0              | 0- 0     | 0- 0      | NEUTRAL        | 0- 0       | 0- 0        | 0- 0          |      |      |       |           |

| RPI 1-25                  |   |                |        | RPI 26-50 |   |              |       | RPI 51-100 |   |                |       | RPI 101+ Team's RPI: 254 |   |                 |       |
|---------------------------|---|----------------|--------|-----------|---|--------------|-------|------------|---|----------------|-------|--------------------------|---|-----------------|-------|
| RPI                       | S | Opponent       | Score  | RPI       | S | Opponent     | Score | RPI        | S | Opponent       | Score | RPI                      | S | Opponent        | Score |
| 16                        | N | South Carolina | 55 101 | 27        | N | Rutgers      | 44 68 | 76         | A | Radford        | 64 79 | 101                      | A | South Alabama   | 74 81 |
|                           |   |                |        | 39        | A | Michigan St. | 53 75 | 82         | A | Cincinnati     | 64 77 | 119                      | N | Western Ky.     | 68 82 |
|                           |   |                |        | 44        | A | Tennessee    | 61 80 | 91         | H | Houston        | 77 84 | 123                      | H | High Point      | 65 73 |
|                           |   |                |        |           |   |              |       | 96         | H | Troy           | 66 84 | 142                      | H | Appalachian St. | 95 64 |
|                           |   |                |        |           |   |              |       |            |   |                |       | 143                      | A | Duquesne        | 58 66 |
|                           |   |                |        |           |   |              |       |            |   |                |       | 153                      | A | Mercer          | 41 64 |
|                           |   |                |        |           |   |              |       |            |   |                |       | 153                      | H | Mercer          | 77 83 |
|                           |   |                |        |           |   |              |       |            |   |                |       | 162                      | A | Chattanooga     | 67 76 |
|                           |   |                |        |           |   |              |       |            |   |                |       | 162                      | H | Chattanooga     | 64 54 |
|                           |   |                |        |           |   |              |       |            |   |                |       | 186                      | A | UNC Asheville   | 55 56 |
|                           |   |                |        |           |   |              |       |            |   |                |       | 192                      | H | N.C. A&T        | 61 56 |
|                           |   |                |        |           |   |              |       |            |   |                |       | 216                      | A | Furman          | 55 57 |
|                           |   |                |        |           |   |              |       |            |   |                |       | 216                      | H | Furman          | 75 70 |
|                           |   |                |        |           |   |              |       |            |   |                |       | 217                      | H | Liberty         | 86 89 |
|                           |   |                |        |           |   |              |       |            |   |                |       | 259                      | A | Wofford         | 74 77 |
|                           |   |                |        |           |   |              |       |            |   |                |       | 259                      | H | Wofford         | 92 79 |
|                           |   |                |        |           |   |              |       |            |   |                |       | 286                      | A | Samford         | 58 79 |
|                           |   |                |        |           |   |              |       |            |   |                |       | 286                      | H | Samford         | 71 50 |
|                           |   |                |        |           |   |              |       |            |   |                |       | 303                      | H | UNC Greensboro  | 85 76 |
|                           |   |                |        |           |   |              |       |            |   |                |       | 339                      | H | Western Caro.   | 88 80 |
| LAST 12 Division I GAMES: |   |                |        |           |   |              |       |            |   |                |       |                          |   |                 |       |
|                           |   |                |        | 27        | N | Rutgers      | 44 68 | 162        | H | Chattanooga    | 64 54 |                          |   |                 |       |
|                           |   |                |        | 119       | N | Western Ky.  | 68 82 | 339        | H | Western Caro.  | 88 80 |                          |   |                 |       |
|                           |   |                |        | 286       | H | Samford      | 71 50 | 303        | H | UNC Greensboro | 85 76 |                          |   |                 |       |
|                           |   |                |        | 153       | H | Mercer       | 77 83 | 153        | A | Mercer         | 41 64 |                          |   |                 |       |
|                           |   |                |        | 216       | A | Furman       | 55 57 | 286        | A | Samford        | 58 79 |                          |   |                 |       |
|                           |   |                |        | 259       | A | Wofford      | 74 77 | 259        | H | Wofford        | 92 79 |                          |   |                 |       |

Non-Div I Games:

ETSU

■ Loss, 
■ Non-Conf, 
■ S Site, 
■ H Home 
■ A Away 
N Neutral

# East Carolina

Through Games Of Feb. 26, 2019

| Average RPI Win:  | 247      | WON-LOST  | WINNING        | LAST 10    | STRENGTH OF | OPP. STRENGTH | TEAM | ADJ. | CONF. | ADJ CONF. |
|-------------------|----------|-----------|----------------|------------|-------------|---------------|------|------|-------|-----------|
| Average RPI Loss: | 126      | RECORD    | PCT. RANK      | GAMES      | SCHEDULE    | OF SCHEDULE   | RPI  | RPI  | RPI   | RPI       |
| DIV. I ONLY       | 13- 14   | 183       | 0- 1           | 240        | 131         | 223           | 223  | 9    | 9     |           |
| DIV. I NON-CONF.  | 9- 4     | 85        | 0- 0           | 313        | 269         | 195           | 195  | 8    | 8     |           |
| TOTALS            | RPI 1-25 | RPI 26-50 | W-L RECORDS    | RPI 51-100 | RPI 101-150 | RPI 150+      |      |      |       |           |
| 13- 14            | 0- 2     | 0- 0      | OVERALL        | 0- 3       | 1- 3        | 12- 6         |      |      |       |           |
| 10- 5             | 0- 1     | 0- 0      | HOME           | 0- 1       | 1- 2        | 9- 1          |      |      |       |           |
| 1- 9              | 0- 1     | 0- 0      | AWAY           | 0- 2       | 0- 1        | 1- 5          |      |      |       |           |
| 2- 0              | 0- 0     | 0- 0      | NEUTRAL        | 0- 0       | 0- 0        | 2- 0          |      |      |       |           |
| 9- 4              | 0- 0     | 0- 0      | NON-CONFERENCE | 0- 1       | 1- 2        | 8- 1          |      |      |       |           |
| 7- 1              | 0- 0     | 0- 0      | HOME           | 0- 0       | 1- 1        | 6- 0          |      |      |       |           |
| 0- 3              | 0- 0     | 0- 0      | AWAY           | 0- 1       | 0- 1        | 0- 1          |      |      |       |           |
| 2- 0              | 0- 0     | 0- 0      | NEUTRAL        | 0- 0       | 0- 0        | 2- 0          |      |      |       |           |
| 4- 10             | 0- 2     | 0- 0      | CONFERENCE     | 0- 2       | 0- 1        | 4- 5          |      |      |       |           |
| 3- 4              | 0- 1     | 0- 0      | HOME           | 0- 1       | 0- 1        | 3- 1          |      |      |       |           |
| 1- 6              | 0- 1     | 0- 0      | AWAY           | 0- 1       | 0- 0        | 1- 4          |      |      |       |           |
| 0- 0              | 0- 0     | 0- 0      | NEUTRAL        | 0- 0       | 0- 0        | 0- 0          |      |      |       |           |

| RPI 1-25                  |   |          |        | RPI 26-50 |   |            |        | RPI 51-100 |   |             |       | RPI 101+ Team's RPI: 223 |   |                    |       |
|---------------------------|---|----------|--------|-----------|---|------------|--------|------------|---|-------------|-------|--------------------------|---|--------------------|-------|
| RPI                       | S | Opponent | Score  | RPI       | S | Opponent   | Score  | RPI        | S | Opponent    | Score | RPI                      | S | Opponent           | Score |
| 6                         | A | UConn    | 55 118 |           |   |            |        | 82         | H | Cincinnati  | 57 68 | 118                      | A | Charlotte          | 46 52 |
| 15                        | H | UCF      | 58 61  |           |   |            |        | 84         | A | Duke        | 66 83 | 120                      | H | UNCW               | 68 71 |
|                           |   |          |        |           |   |            |        | 91         | A | Houston     | 52 63 | 128                      | H | Wake Forest        | 70 61 |
|                           |   |          |        |           |   |            |        |            |   |             |       | 133                      | H | South Fla.         | 50 63 |
|                           |   |          |        |           |   |            |        |            |   |             |       | 158                      | H | Tulsa              | 55 75 |
|                           |   |          |        |           |   |            |        |            |   |             |       | 161                      | A | Temple             | 62 84 |
|                           |   |          |        |           |   |            |        |            |   |             |       | 166                      | A | Tulane             | 57 68 |
|                           |   |          |        |           |   |            |        |            |   |             |       | 166                      | H | Tulane             | 63 61 |
|                           |   |          |        |           |   |            |        |            |   |             |       | 170                      | A | William & Mary     | 43 63 |
|                           |   |          |        |           |   |            |        |            |   |             |       | 193                      | H | UMES               | 84 69 |
|                           |   |          |        |           |   |            |        |            |   |             |       | 210                      | A | Memphis            | 46 58 |
|                           |   |          |        |           |   |            |        |            |   |             |       | 210                      | H | Memphis            | 68 59 |
|                           |   |          |        |           |   |            |        |            |   |             |       | 211                      | A | SMU                | 64 54 |
|                           |   |          |        |           |   |            |        |            |   |             |       | 217                      | H | Liberty            | 66 63 |
|                           |   |          |        |           |   |            |        |            |   |             |       | 232                      | H | Monmouth           | 73 67 |
|                           |   |          |        |           |   |            |        |            |   |             |       | 245                      | A | Wichita St.        | 47 57 |
|                           |   |          |        |           |   |            |        |            |   |             |       | 245                      | H | Wichita St.        | 78 56 |
|                           |   |          |        |           |   |            |        |            |   |             |       | 297                      | H | Kennesaw St.       | 68 56 |
|                           |   |          |        |           |   |            |        |            |   |             |       | 301                      | N | South Carolina St. | 71 63 |
|                           |   |          |        |           |   |            |        |            |   |             |       | 335                      | N | Longwood           | 61 52 |
|                           |   |          |        |           |   |            |        |            |   |             |       | 336                      | H | Grand Canyon       | 59 47 |
|                           |   |          |        |           |   |            |        |            |   |             |       | 342                      | H | USC Upstate        | 63 53 |
| LAST 12 Division I GAMES: |   |          |        |           |   |            |        |            |   |             |       |                          |   |                    |       |
|                           |   |          |        | 82        | H | Cincinnati | 57 68  | 166        | H | Tulane      | 63 61 |                          |   |                    |       |
|                           |   |          |        | 133       | H | South Fla. | 50 63  | 245        | A | Wichita St. | 47 57 |                          |   |                    |       |
|                           |   |          |        | 91        | A | Houston    | 52 63  | 161        | A | Temple      | 62 84 |                          |   |                    |       |
|                           |   |          |        | 211       | A | SMU        | 64 54  | 15         | H | UCF         | 58 61 |                          |   |                    |       |
|                           |   |          |        | 210       | H | Memphis    | 68 59  | 210        | A | Memphis     | 46 58 |                          |   |                    |       |
|                           |   |          |        | 6         | A | UConn      | 55 118 | 158        | H | Tulsa       | 55 75 |                          |   |                    |       |

Non-Div I Games:

East Carolina

Loss, Non-Conf, S Site, H Home A Away N Neutral

|                   |          |           |                |            |             |               |      |      |       |           |
|-------------------|----------|-----------|----------------|------------|-------------|---------------|------|------|-------|-----------|
| Average RPI Win:  | 249      | WON-LOST  | WINNING        | LAST 10    | STRENGTH OF | OPP. STRENGTH | TEAM | ADJ. | CONF. | ADJ CONF. |
| Average RPI Loss: | 190      | RECORD    | PCT. RANK      | GAMES      | SCHEDULE    | OF SCHEDULE   | RPI  | RPI  | RPI   | RPI       |
| DIV. I ONLY       | 7- 17    | 279       | 0- 1           | 243        | 290         | 294           | 294  | 22   | 22    |           |
| DIV. I NON-CONF.  | 3- 5     | 227       | 0- 0           | 250        | 255         | 233           | 233  | 22   | 22    |           |
| TOTALS            | RPI 1-25 | RPI 26-50 | W-L RECORDS    | RPI 51-100 | RPI 101-150 | RPI 150+      |      |      |       |           |
| 7- 17             | 0- 0     | 0- 0      | OVERALL        | 0- 3       | 1- 2        | 6- 12         |      |      |       |           |
| 5- 4              | 0- 0     | 0- 0      | HOME           | 0- 0       | 1- 1        | 4- 3          |      |      |       |           |
| 1- 13             | 0- 0     | 0- 0      | AWAY           | 0- 3       | 0- 1        | 1- 9          |      |      |       |           |
| 1- 0              | 0- 0     | 0- 0      | NEUTRAL        | 0- 0       | 0- 0        | 1- 0          |      |      |       |           |
| 3- 5              | 0- 0     | 0- 0      | NON-CONFERENCE | 0- 2       | 0- 0        | 3- 3          |      |      |       |           |
| 2- 0              | 0- 0     | 0- 0      | HOME           | 0- 0       | 0- 0        | 2- 0          |      |      |       |           |
| 0- 5              | 0- 0     | 0- 0      | AWAY           | 0- 2       | 0- 0        | 0- 3          |      |      |       |           |
| 1- 0              | 0- 0     | 0- 0      | NEUTRAL        | 0- 0       | 0- 0        | 1- 0          |      |      |       |           |
| 4- 12             | 0- 0     | 0- 0      | CONFERENCE     | 0- 1       | 1- 2        | 3- 9          |      |      |       |           |
| 3- 4              | 0- 0     | 0- 0      | HOME           | 0- 0       | 1- 1        | 2- 3          |      |      |       |           |
| 1- 8              | 0- 0     | 0- 0      | AWAY           | 0- 1       | 0- 1        | 1- 6          |      |      |       |           |
| 0- 0              | 0- 0     | 0- 0      | NEUTRAL        | 0- 0       | 0- 0        | 0- 0          |      |      |       |           |

| RPI 1-25                  |   |                   |       | RPI 26-50 |     |          |                   | RPI 51-100 |    |               |       | RPI 101+ |     |          |                   | Team's RPI: 294 |    |
|---------------------------|---|-------------------|-------|-----------|-----|----------|-------------------|------------|----|---------------|-------|----------|-----|----------|-------------------|-----------------|----|
| RPI                       | S | Opponent          | Score | RPI       | S   | Opponent | Score             | RPI        | S  | Opponent      | Score | RPI      | S   | Opponent | Score             |                 |    |
|                           |   |                   |       |           |     |          |                   | 54         | A  | Butler        | 37    | 72       | 131 | H        | Morehead St.      | 57              | 67 |
|                           |   |                   |       |           |     |          |                   | 61         | A  | Belmont       | 57    | 98       | 132 | A        | UT Martin         | 66              | 90 |
|                           |   |                   |       |           |     |          |                   | 99         | A  | Northern Ill. | 59    | 78       | 132 | H        | UT Martin         | 77              | 71 |
|                           |   |                   |       |           |     |          |                   |            |    |               |       |          | 151 | A        | Southern Ill.     | 59              | 73 |
|                           |   |                   |       |           |     |          |                   |            |    |               |       |          | 154 | A        | Tennessee Tech    | 88              | 99 |
|                           |   |                   |       |           |     |          |                   |            |    |               |       |          | 156 | A        | Bradley           | 64              | 67 |
|                           |   |                   |       |           |     |          |                   |            |    |               |       |          | 188 | H        | Indiana St.       | 63              | 39 |
|                           |   |                   |       |           |     |          |                   |            |    |               |       |          | 201 | A        | Jacksonville St.  | 49              | 78 |
|                           |   |                   |       |           |     |          |                   |            |    |               |       |          | 234 | A        | Southeast Mo. St. | 57              | 72 |
|                           |   |                   |       |           |     |          |                   |            |    |               |       |          | 234 | H        | Southeast Mo. St. | 54              | 80 |
|                           |   |                   |       |           |     |          |                   |            |    |               |       |          | 235 | N        | Western Ill.      | 64              | 62 |
|                           |   |                   |       |           |     |          |                   |            |    |               |       |          | 240 | A        | SIUE              | 62              | 78 |
|                           |   |                   |       |           |     |          |                   |            |    |               |       |          | 240 | H        | SIUE              | 56              | 65 |
|                           |   |                   |       |           |     |          |                   |            |    |               |       |          | 260 | A        | Austin Peay       | 67              | 57 |
|                           |   |                   |       |           |     |          |                   |            |    |               |       |          | 260 | H        | Austin Peay       | 60              | 73 |
|                           |   |                   |       |           |     |          |                   |            |    |               |       |          | 267 | A        | Murray St.        | 51              | 60 |
|                           |   |                   |       |           |     |          |                   |            |    |               |       |          | 267 | H        | Murray St.        | 75              | 67 |
|                           |   |                   |       |           |     |          |                   |            |    |               |       |          | 298 | A        | Tennessee St.     | 66              | 70 |
|                           |   |                   |       |           |     |          |                   |            |    |               |       |          | 314 | A        | Valparaiso        | 60              | 62 |
|                           |   |                   |       |           |     |          |                   |            |    |               |       |          | 327 | H        | Eastern Ky.       | 80              | 60 |
|                           |   |                   |       |           |     |          |                   |            |    |               |       |          | 334 | H        | Purdue Fort Wayne | 72              | 63 |
| LAST 12 Division I GAMES: |   |                   |       |           |     |          |                   |            |    |               |       |          |     |          |                   |                 |    |
| 298                       | A | Tennessee St.     | 66    | 70        | 131 | H        | Morehead St.      | 57         | 67 |               |       |          |     |          |                   |                 |    |
| 61                        | A | Belmont           | 57    | 98        | 327 | H        | Eastern Ky.       | 80         | 60 |               |       |          |     |          |                   |                 |    |
| 234                       | H | Southeast Mo. St. | 54    | 80        | 234 | A        | Southeast Mo. St. | 57         | 72 |               |       |          |     |          |                   |                 |    |
| 240                       | A | SIUE              | 62    | 78        | 132 | A        | UT Martin         | 66         | 90 |               |       |          |     |          |                   |                 |    |
| 260                       | A | Austin Peay       | 67    | 57        | 260 | H        | Austin Peay       | 60         | 73 |               |       |          |     |          |                   |                 |    |
| 267                       | A | Murray St.        | 51    | 60        | 267 | H        | Murray St.        | 75         | 67 |               |       |          |     |          |                   |                 |    |

Non-Div I Games: Lincoln Christian 97 34 Eureka 104 48 Oakland City 102 43

Eastern Ill.

Loss, Non-Conf, S Site, H Home A Away N Neutral

| Average RPI Win:  | 0        | WON-LOST  | WINNING        | LAST 10    | STRENGTH OF | OPP. STRENGTH | TEAM | ADJ. | CONF. | ADJ CONF. |
|-------------------|----------|-----------|----------------|------------|-------------|---------------|------|------|-------|-----------|
| Average RPI Loss: | 172      | RECORD    | PCT. RANK      | GAMES      | SCHEDULE    | OF SCHEDULE   | RPI  | RPI  | RPI   | RPI       |
| DIV. I ONLY       | 0- 25    | 351       | 0- 1           | 101        | 267         | 327           | 327  | 22   | 22    |           |
| DIV. I NON-CONF.  | 0- 9     | 336       | 0- 1           | 18         | 210         | 258           | 258  | 22   | 22    |           |
| TOTALS            | RPI 1-25 | RPI 26-50 | W-L RECORDS    | RPI 51-100 | RPI 101-150 | RPI 150+      |      |      |       |           |
| 0- 25             | 0- 1     | 0- 2      | OVERALL        | 0- 4       | 0- 3        | 0- 15         |      |      |       |           |
| 0- 9              | 0- 0     | 0- 0      | HOME           | 0- 1       | 0- 1        | 0- 7          |      |      |       |           |
| 0- 14             | 0- 0     | 0- 2      | AWAY           | 0- 2       | 0- 2        | 0- 8          |      |      |       |           |
| 0- 2              | 0- 1     | 0- 0      | NEUTRAL        | 0- 1       | 0- 0        | 0- 0          |      |      |       |           |
| 0- 9              | 0- 1     | 0- 2      | NON-CONFERENCE | 0- 2       | 0- 1        | 0- 3          |      |      |       |           |
| 0- 2              | 0- 0     | 0- 0      | HOME           | 0- 0       | 0- 0        | 0- 2          |      |      |       |           |
| 0- 5              | 0- 0     | 0- 2      | AWAY           | 0- 1       | 0- 1        | 0- 1          |      |      |       |           |
| 0- 2              | 0- 1     | 0- 0      | NEUTRAL        | 0- 1       | 0- 0        | 0- 0          |      |      |       |           |
| 0- 16             | 0- 0     | 0- 0      | CONFERENCE     | 0- 2       | 0- 2        | 0- 12         |      |      |       |           |
| 0- 7              | 0- 0     | 0- 0      | HOME           | 0- 1       | 0- 1        | 0- 5          |      |      |       |           |
| 0- 9              | 0- 0     | 0- 0      | AWAY           | 0- 1       | 0- 1        | 0- 7          |      |      |       |           |
| 0- 0              | 0- 0     | 0- 0      | NEUTRAL        | 0- 0       | 0- 0        | 0- 0          |      |      |       |           |

| RPI S                     | Opponent         | Score | RPI S | Opponent          | Score  | RPI S | Opponent      | Score | RPI S | Opponent          | Score  | Team's RPI: 327 |
|---------------------------|------------------|-------|-------|-------------------|--------|-------|---------------|-------|-------|-------------------|--------|-----------------|
| 20 N                      | Florida St.      | 45 62 | 32 A  | Ohio              | 60 100 | 61 A  | Belmont       | 43 69 | 131 A | Morehead St.      | 52 68  |                 |
|                           |                  |       | 42 A  | Miami (OH)        | 44 60  | 61 H  | Belmont       | 52 87 | 132 H | UT Martin         | 61 87  |                 |
|                           |                  |       |       |                   |        | 71 A  | West Virginia | 29 78 | 148 A | Akron             | 54 63  |                 |
|                           |                  |       |       |                   |        | 71 N  | West Virginia | 39 81 | 154 A | Tennessee Tech    | 57 77  |                 |
|                           |                  |       |       |                   |        |       |               |       | 154 H | Tennessee Tech    | 68 81  |                 |
|                           |                  |       |       |                   |        |       |               |       | 190 H | Saint Louis       | 43 70  |                 |
|                           |                  |       |       |                   |        |       |               |       | 197 H | George Mason      | 75 91  |                 |
|                           |                  |       |       |                   |        |       |               |       | 201 A | Jacksonville St.  | 64 69  |                 |
|                           |                  |       |       |                   |        |       |               |       | 201 H | Jacksonville St.  | 44 53  |                 |
|                           |                  |       |       |                   |        |       |               |       | 234 H | Southeast Mo. St. | 42 52  |                 |
|                           |                  |       |       |                   |        |       |               |       | 240 A | SIUE              | 55 74  |                 |
|                           |                  |       |       |                   |        |       |               |       | 260 A | Austin Peay       | 65 100 |                 |
|                           |                  |       |       |                   |        |       |               |       | 267 A | Murray St.        | 63 81  |                 |
|                           |                  |       |       |                   |        |       |               |       | 267 H | Murray St.        | 63 76  |                 |
|                           |                  |       |       |                   |        |       |               |       | 269 A | Western Mich.     | 53 64  |                 |
|                           |                  |       |       |                   |        |       |               |       | 294 A | Eastern Ill.      | 60 80  |                 |
|                           |                  |       |       |                   |        |       |               |       | 298 A | Tennessee St.     | 38 60  |                 |
|                           |                  |       |       |                   |        |       |               |       | 298 H | Tennessee St.     | 31 57  |                 |
| LAST 12 Division I GAMES: |                  |       |       |                   |        |       |               |       |       |                   |        |                 |
| 71 N                      | West Virginia    | 39 81 | 61 H  | Belmont           | 52 87  |       |               |       |       |                   |        |                 |
| 201 A                     | Jacksonville St. | 64 69 | 240 A | SIUE              | 55 74  |       |               |       |       |                   |        |                 |
| 154 A                     | Tennessee Tech   | 57 77 | 294 A | Eastern Ill.      | 60 80  |       |               |       |       |                   |        |                 |
| 131 A                     | Morehead St.     | 52 68 | 154 H | Tennessee Tech    | 68 81  |       |               |       |       |                   |        |                 |
| 267 H                     | Murray St.       | 63 76 | 201 H | Jacksonville St.  | 44 53  |       |               |       |       |                   |        |                 |
| 298 H                     | Tennessee St.    | 31 57 | 234 H | Southeast Mo. St. | 42 52  |       |               |       |       |                   |        |                 |

Non-Div I Games: Brescia 70 41 Ky. Christian 90 35

Eastern Ky.

Loss, Non-Conf, S Site, H Home A Away N Neutral

|                   |          |           |                |            |             |               |      |      |       |           |
|-------------------|----------|-----------|----------------|------------|-------------|---------------|------|------|-------|-----------|
| Average RPI Win:  | 252      | WON-LOST  | WINNING        | LAST 10    | STRENGTH OF | OPP. STRENGTH | TEAM | ADJ. | CONF. | ADJ CONF. |
| Average RPI Loss: | 103      | RECORD    | PCT. RANK      | GAMES      | SCHEDULE    | OF SCHEDULE   | RPI  | RPI  | RPI   | RPI       |
| DIV. I ONLY       | 11- 13   | 201       | 0- 1           | 213        | 120         | 204           | 204  | 7    | 7     |           |
| DIV. I NON-CONF.  | 6- 4     | 125       | 0- 0           | 343        | 240         | 261           | 261  | 9    | 9     |           |
| TOTALS            | RPI 1-25 | RPI 26-50 | W-L RECORDS    | RPI 51-100 | RPI 101-150 | RPI 150+      |      |      |       |           |
| 11- 13            | 0- 2     | 0- 3      | OVERALL        | 0- 5       | 2- 0        | 9- 3          |      |      |       |           |
| 8- 3              | 0- 0     | 0- 1      | HOME           | 0- 2       | 1- 0        | 7- 0          |      |      |       |           |
| 3- 7              | 0- 1     | 0- 2      | AWAY           | 0- 2       | 1- 0        | 2- 2          |      |      |       |           |
| 0- 3              | 0- 1     | 0- 0      | NEUTRAL        | 0- 1       | 0- 0        | 0- 1          |      |      |       |           |
| 6- 4              | 0- 1     | 0- 0      | NON-CONFERENCE | 0- 1       | 0- 0        | 6- 2          |      |      |       |           |
| 4- 0              | 0- 0     | 0- 0      | HOME           | 0- 0       | 0- 0        | 4- 0          |      |      |       |           |
| 2- 1              | 0- 0     | 0- 0      | AWAY           | 0- 0       | 0- 0        | 2- 1          |      |      |       |           |
| 0- 3              | 0- 1     | 0- 0      | NEUTRAL        | 0- 1       | 0- 0        | 0- 1          |      |      |       |           |
| 5- 9              | 0- 1     | 0- 3      | CONFERENCE     | 0- 4       | 2- 0        | 3- 1          |      |      |       |           |
| 4- 3              | 0- 0     | 0- 1      | HOME           | 0- 2       | 1- 0        | 3- 0          |      |      |       |           |
| 1- 6              | 0- 1     | 0- 2      | AWAY           | 0- 2       | 1- 0        | 0- 1          |      |      |       |           |
| 0- 0              | 0- 0     | 0- 0      | NEUTRAL        | 0- 0       | 0- 0        | 0- 0          |      |      |       |           |

| RPI 1-25                  |   |               | RPI 26-50 |     |   | RPI 51-100    |       |     | RPI 101+ |               |       | Team's RPI: 204               |
|---------------------------|---|---------------|-----------|-----|---|---------------|-------|-----|----------|---------------|-------|-------------------------------|
| RPI                       | S | Opponent      | Score     | RPI | S | Opponent      | Score | RPI | S        | Opponent      | Score | Score                         |
| 11                        | N | Iowa St.      | 59 85     | 32  | A | Ohio          | 44 85 | 54  | N        | Butler        | 63 73 | 148 A Akron 72 60             |
| 23                        | A | Central Mich. | 61 71     | 42  | A | Miami (OH)    | 58 63 | 80  | A        | Toledo        | 43 63 | 148 H Akron 67 60             |
|                           |   |               |           | 43  | H | Buffalo       | 84 91 | 85  | A        | Kent St.      | 64 71 | 160 H Illinois St. 50 41      |
|                           |   |               |           |     |   |               |       | 85  | H        | Kent St.      | 54 67 | 209 A Illinois 66 72          |
|                           |   |               |           |     |   |               |       | 99  | H        | Northern Ill. | 65 68 | 212 H Ball St. 56 53          |
|                           |   |               |           |     |   |               |       |     |          |               |       | 218 H Bowling Green 81 74     |
|                           |   |               |           |     |   |               |       |     |          |               |       | 269 A Western Mich. 68 71     |
|                           |   |               |           |     |   |               |       |     |          |               |       | 269 H Western Mich. 64 61     |
|                           |   |               |           |     |   |               |       |     |          |               |       | 283 H Cleveland St. 69 63     |
|                           |   |               |           |     |   |               |       |     |          |               |       | 303 N UNC Greensboro 44 49    |
|                           |   |               |           |     |   |               |       |     |          |               |       | 333 H Detroit Mercy 60 53     |
|                           |   |               |           |     |   |               |       |     |          |               |       | 334 A Purdue Fort Wayne 87 72 |
|                           |   |               |           |     |   |               |       |     |          |               |       | 335 A Longwood 64 45          |
|                           |   |               |           |     |   |               |       |     |          |               |       | 337 H UIC 52 38               |
| LAST 12 Division I GAMES: |   |               |           |     |   |               |       |     |          |               |       |                               |
| 269                       | A | Western Mich. | 68 71     | 99  | H | Northern Ill. | 65 68 |     |          |               |       |                               |
| 148                       | H | Akron         | 67 60     | 23  | A | Central Mich. | 61 71 |     |          |               |       |                               |
| 212                       | H | Ball St.      | 56 53     | 218 | H | Bowling Green | 81 74 |     |          |               |       |                               |
| 85                        | H | Kent St.      | 54 67     | 32  | A | Ohio          | 44 85 |     |          |               |       |                               |
| 80                        | A | Toledo        | 43 63     | 148 | A | Akron         | 72 60 |     |          |               |       |                               |
| 42                        | A | Miami (OH)    | 58 63     | 269 | H | Western Mich. | 64 61 |     |          |               |       |                               |

Non-Div I Games: Northwood 53 39

Eastern Mich.

■ Loss, 
 ■ Non-Conf, 
 ■ S Site, 
 ■ H Home 
 ■ A Away 
 N Neutral

|                   |          |           |                |            |             |               |      |      |       |           |
|-------------------|----------|-----------|----------------|------------|-------------|---------------|------|------|-------|-----------|
| Average RPI Win:  | 211      | WON-LOST  | WINNING        | LAST 10    | STRENGTH OF | OPP. STRENGTH | TEAM | ADJ. | CONF. | ADJ CONF. |
| Average RPI Loss: | 119      | RECORD    | PCT. RANK      | GAMES      | SCHEDULE    | OF SCHEDULE   | RPI  | RPI  | RPI   | RPI       |
| DIV. I ONLY       | 8- 16    | 265       | 1- 0           | 81         | 153         | 187           | 187  | 16   | 16    |           |
| DIV. I NON-CONF.  | 0- 8     | 336       | 0- 0           | 12         | 113         | 221           | 221  | 12   | 12    |           |
| TOTALS            | RPI 1-25 | RPI 26-50 | W-L RECORDS    | RPI 51-100 | RPI 101-150 | RPI 150+      |      |      |       |           |
| 8- 16             | 0- 2     | 0- 1      | OVERALL        | 0- 5       | 2- 5        | 6- 3          |      |      |       |           |
| 3- 8              | 0- 1     | 0- 0      | HOME           | 0- 2       | 0- 4        | 3- 1          |      |      |       |           |
| 5- 6              | 0- 0     | 0- 1      | AWAY           | 0- 3       | 2- 0        | 3- 2          |      |      |       |           |
| 0- 2              | 0- 1     | 0- 0      | NEUTRAL        | 0- 0       | 0- 1        | 0- 0          |      |      |       |           |
| 0- 8              | 0- 2     | 0- 1      | NON-CONFERENCE | 0- 2       | 0- 2        | 0- 1          |      |      |       |           |
| 0- 3              | 0- 1     | 0- 0      | HOME           | 0- 1       | 0- 1        | 0- 0          |      |      |       |           |
| 0- 3              | 0- 0     | 0- 1      | AWAY           | 0- 1       | 0- 0        | 0- 1          |      |      |       |           |
| 0- 2              | 0- 1     | 0- 0      | NEUTRAL        | 0- 0       | 0- 1        | 0- 0          |      |      |       |           |
| 8- 8              | 0- 0     | 0- 0      | CONFERENCE     | 0- 3       | 2- 3        | 6- 2          |      |      |       |           |
| 3- 5              | 0- 0     | 0- 0      | HOME           | 0- 1       | 0- 3        | 3- 1          |      |      |       |           |
| 5- 3              | 0- 0     | 0- 0      | AWAY           | 0- 2       | 2- 0        | 3- 1          |      |      |       |           |
| 0- 0              | 0- 0     | 0- 0      | NEUTRAL        | 0- 0       | 0- 0        | 0- 0          |      |      |       |           |

| RPI 1-25                  |   |                |       | RPI 26-50 |   |                |       | RPI 51-100 |   |           |       | RPI 101+ Team's RPI: 187 |   |                |       |
|---------------------------|---|----------------|-------|-----------|---|----------------|-------|------------|---|-----------|-------|--------------------------|---|----------------|-------|
| RPI                       | S | Opponent       | Score | RPI       | S | Opponent       | Score | RPI        | S | Opponent  | Score | RPI                      | S | Opponent       | Score |
| 14                        | H | Gonzaga        | 51 63 | 28        | A | BYU            | 65 80 | 57         | A | Boise St. | 55 67 | 109                      | A | Northern Colo. | 76 72 |
| 21                        | N | Oregon St.     | 45 93 |           |   |                |       | 64         | H | Utah      | 51 95 | 109                      | H | Northern Colo. | 62 67 |
|                           |   |                |       |           |   |                |       | 89         | A | Idaho     | 68 84 | 111                      | H | Fresno St.     | 58 68 |
|                           |   |                |       |           |   |                |       | 89         | H | Idaho     | 74 75 | 125                      | H | Portland St.   | 64 76 |
|                           |   |                |       |           |   |                |       | 92         | A | Idaho St. | 48 63 | 135                      | A | Montana St.    | 89 87 |
|                           |   |                |       |           |   |                |       |            |   |           |       | 135                      | H | Montana St.    | 47 61 |
|                           |   |                |       |           |   |                |       |            |   |           |       | 143                      | N | UC Riverside   | 45 57 |
|                           |   |                |       |           |   |                |       |            |   |           |       | 171                      | A | Montana        | 68 62 |
|                           |   |                |       |           |   |                |       |            |   |           |       | 171                      | H | Montana        | 67 64 |
|                           |   |                |       |           |   |                |       |            |   |           |       | 231                      | H | Sacramento St. | 70 73 |
|                           |   |                |       |           |   |                |       |            |   |           |       | 249                      | A | Northern Ariz. | 64 62 |
|                           |   |                |       |           |   |                |       |            |   |           |       | 249                      | H | Northern Ariz. | 81 76 |
|                           |   |                |       |           |   |                |       |            |   |           |       | 285                      | A | Southern Utah  | 63 73 |
|                           |   |                |       |           |   |                |       |            |   |           |       | 285                      | H | Southern Utah  | 80 66 |
|                           |   |                |       |           |   |                |       |            |   |           |       | 313                      | A | Cal Poly       | 55 59 |
|                           |   |                |       |           |   |                |       |            |   |           |       | 319                      | A | Weber St.      | 64 58 |
| LAST 12 Division I GAMES: |   |                |       |           |   |                |       |            |   |           |       |                          |   |                |       |
| 249                       | H | Northern Ariz. | 81 76 | 249       | A | Northern Ariz. | 64 62 |            |   |           |       |                          |   |                |       |
| 285                       | H | Southern Utah  | 80 66 | 285       | A | Southern Utah  | 63 73 |            |   |           |       |                          |   |                |       |
| 89                        | H | Idaho          | 74 75 | 231       | H | Sacramento St. | 70 73 |            |   |           |       |                          |   |                |       |
| 109                       | A | Northern Colo. | 76 72 | 125       | H | Portland St.   | 64 76 |            |   |           |       |                          |   |                |       |
| 171                       | H | Montana        | 67 64 | 135       | A | Montana St.    | 89 87 |            |   |           |       |                          |   |                |       |
| 135                       | H | Montana St.    | 47 61 | 171       | A | Montana        | 68 62 |            |   |           |       |                          |   |                |       |

Non-Div I Games: Eastern Ore. 66 45

Eastern Wash.

■ Loss, 
 ■ Non-Conf, 
 ■ S Site, 
 ■ H Home 
 ■ A Away 
 N Neutral



|                              |          |           |                |             |               |          |      |       |           |
|------------------------------|----------|-----------|----------------|-------------|---------------|----------|------|-------|-----------|
| Average RPI Win: <b>237</b>  | WON-LOST | WINNING   | LAST 10        | STRENGTH OF | OPP. STRENGTH | TEAM     | ADJ. | CONF. | ADJ CONF. |
| Average RPI Loss: <b>113</b> | RECORD   | PCT. RANK | GAMES          | SCHEDULE    | OF SCHEDULE   | RPI      | RPI  | RPI   | RPI       |
| DIV. I ONLY                  | 7- 17    | 279       | 0- 1           | 92          | 165           | 213      | 213  | 10    | 10        |
| DIV. I NON-CONF.             | 4- 6     | 212       | 0- 0           | 110         | 241           | 184      | 184  | 10    | 10        |
| TOTALS                       | RPI 1-25 | RPI 26-50 | W-L RECORDS    | RPI 51-100  | RPI 101-150   | RPI 150+ |      |       |           |
| 7- 17                        | 0- 0     | 0- 4      | OVERALL        | 0- 2        | 1- 8          | 6- 3     |      |       |           |
| 3- 9                         | 0- 0     | 0- 3      | HOME           | 0- 1        | 1- 4          | 2- 1     |      |       |           |
| 4- 8                         | 0- 0     | 0- 1      | AWAY           | 0- 1        | 0- 4          | 4- 2     |      |       |           |
| 0- 0                         | 0- 0     | 0- 0      | NEUTRAL        | 0- 0        | 0- 0          | 0- 0     |      |       |           |
| 4- 6                         | 0- 0     | 0- 2      | NON-CONFERENCE | 0- 1        | 1- 2          | 3- 1     |      |       |           |
| 2- 3                         | 0- 0     | 0- 2      | HOME           | 0- 0        | 1- 1          | 1- 0     |      |       |           |
| 2- 3                         | 0- 0     | 0- 0      | AWAY           | 0- 1        | 0- 1          | 2- 1     |      |       |           |
| 0- 0                         | 0- 0     | 0- 0      | NEUTRAL        | 0- 0        | 0- 0          | 0- 0     |      |       |           |
| 3- 11                        | 0- 0     | 0- 2      | CONFERENCE     | 0- 1        | 0- 6          | 3- 2     |      |       |           |
| 1- 6                         | 0- 0     | 0- 1      | HOME           | 0- 1        | 0- 3          | 1- 1     |      |       |           |
| 2- 5                         | 0- 0     | 0- 1      | AWAY           | 0- 0        | 0- 3          | 2- 1     |      |       |           |
| 0- 0                         | 0- 0     | 0- 0      | NEUTRAL        | 0- 0        | 0- 0          | 0- 0     |      |       |           |

| RPI 1-25                  |   |          |       | RPI 26-50 |   |                    |        | RPI 51-100 |   |                    |       | RPI 101+ |   |                    |       | Team's RPI: 213 |  |
|---------------------------|---|----------|-------|-----------|---|--------------------|--------|------------|---|--------------------|-------|----------|---|--------------------|-------|-----------------|--|
| RPI                       | S | Opponent | Score | RPI       | S | Opponent           | Score  | RPI        | S | Opponent           | Score | RPI      | S | Opponent           | Score |                 |  |
|                           |   |          |       | 31        | H | North Carolina     | 69 100 | 65         | H | Drexel             | 44 59 | 107      | A | Towson             | 58 59 |                 |  |
|                           |   |          |       | 36        | A | James Madison      | 30 82  | 84         | A | Duke               | 64 81 | 107      | H | Towson             | 50 59 |                 |  |
|                           |   |          |       | 36        | H | James Madison      | 46 74  |            |   |                    |       | 114      | A | Northeastern       | 71 79 |                 |  |
|                           |   |          |       | 47        | H | Auburn             | 44 96  |            |   |                    |       | 120      | A | UNCW               | 51 76 |                 |  |
|                           |   |          |       |           |   |                    |        |            |   |                    |       | 120      | H | UNCW               | 70 75 |                 |  |
|                           |   |          |       |           |   |                    |        |            |   |                    |       | 136      | H | Marist             | 57 61 |                 |  |
|                           |   |          |       |           |   |                    |        |            |   |                    |       | 137      | H | Davidson           | 73 72 |                 |  |
|                           |   |          |       |           |   |                    |        |            |   |                    |       | 142      | A | Appalachian St.    | 62 65 |                 |  |
|                           |   |          |       |           |   |                    |        |            |   |                    |       | 149      | H | Delaware           | 63 74 |                 |  |
|                           |   |          |       |           |   |                    |        |            |   |                    |       | 170      | A | William & Mary     | 60 65 |                 |  |
|                           |   |          |       |           |   |                    |        |            |   |                    |       | 170      | H | William & Mary     | 59 64 |                 |  |
|                           |   |          |       |           |   |                    |        |            |   |                    |       | 192      | H | N.C. A&T           | 73 64 |                 |  |
|                           |   |          |       |           |   |                    |        |            |   |                    |       | 200      | A | Hampton            | 77 62 |                 |  |
|                           |   |          |       |           |   |                    |        |            |   |                    |       | 221      | A | Hofstra            | 77 64 |                 |  |
|                           |   |          |       |           |   |                    |        |            |   |                    |       | 287      | A | Col. of Charleston | 72 52 |                 |  |
|                           |   |          |       |           |   |                    |        |            |   |                    |       | 287      | H | Col. of Charleston | 76 68 |                 |  |
|                           |   |          |       |           |   |                    |        |            |   |                    |       | 289      | A | Winthrop           | 57 58 |                 |  |
|                           |   |          |       |           |   |                    |        |            |   |                    |       | 338      | A | N.C. Central       | 83 54 |                 |  |
| LAST 12 Division I GAMES: |   |          |       |           |   |                    |        |            |   |                    |       |          |   |                    |       |                 |  |
|                           |   |          |       | 107       | H | Towson             | 50 59  | 65         | H | Drexel             | 44 59 |          |   |                    |       |                 |  |
|                           |   |          |       | 36        | H | James Madison      | 46 74  | 36         | A | James Madison      | 30 82 |          |   |                    |       |                 |  |
|                           |   |          |       | 170       | H | William & Mary     | 59 64  | 107        | A | Towson             | 58 59 |          |   |                    |       |                 |  |
|                           |   |          |       | 287       | A | Col. of Charleston | 72 52  | 170        | A | William & Mary     | 60 65 |          |   |                    |       |                 |  |
|                           |   |          |       | 120       | A | UNCW               | 51 76  | 120        | H | UNCW               | 70 75 |          |   |                    |       |                 |  |
|                           |   |          |       | 149       | H | Delaware           | 63 74  | 287        | H | Col. of Charleston | 76 68 |          |   |                    |       |                 |  |

Non-Div I Games: Chowan 88 74

Elon

■ Loss, 
 ■ Non-Conf, 
 ■ S Site, 
 ■ H Home 
 ■ A Away 
 N Neutral

| Average RPI Win:  | 308      | WON-LOST  | WINNING        | LAST 10    | STRENGTH OF | OPP. STRENGTH | TEAM | ADJ. | CONF. | ADJ CONF. |
|-------------------|----------|-----------|----------------|------------|-------------|---------------|------|------|-------|-----------|
| Average RPI Loss: | 179      | RECORD    | PCT. RANK      | GAMES      | SCHEDULE    | OF SCHEDULE   | RPI  | RPI  | RPI   | RPI       |
| DIV. I ONLY       | 3- 23    | 340       | 0- 1           | 227        | 262         | 332           | 332  | 13   | 13    |           |
| DIV. I NON-CONF.  | 2- 9     | 297       | 0- 0           | 332        | 341         | 346           | 346  | 15   | 15    |           |
| TOTALS            | RPI 1-25 | RPI 26-50 | W-L RECORDS    | RPI 51-100 | RPI 101-150 | RPI 150+      |      |      |       |           |
| 3- 23             | 0- 2     | 0- 0      | OVERALL        | 0- 3       | 0- 2        | 3- 16         |      |      |       |           |
| 2- 10             | 0- 1     | 0- 0      | HOME           | 0- 1       | 0- 0        | 2- 8          |      |      |       |           |
| 1- 13             | 0- 1     | 0- 0      | AWAY           | 0- 2       | 0- 2        | 1- 8          |      |      |       |           |
| 0- 0              | 0- 0     | 0- 0      | NEUTRAL        | 0- 0       | 0- 0        | 0- 0          |      |      |       |           |
| 2- 9              | 0- 0     | 0- 0      | NON-CONFERENCE | 0- 0       | 0- 2        | 2- 7          |      |      |       |           |
| 1- 4              | 0- 0     | 0- 0      | HOME           | 0- 0       | 0- 0        | 1- 4          |      |      |       |           |
| 1- 5              | 0- 0     | 0- 0      | AWAY           | 0- 0       | 0- 2        | 1- 3          |      |      |       |           |
| 0- 0              | 0- 0     | 0- 0      | NEUTRAL        | 0- 0       | 0- 0        | 0- 0          |      |      |       |           |
| 1- 14             | 0- 2     | 0- 0      | CONFERENCE     | 0- 3       | 0- 0        | 1- 9          |      |      |       |           |
| 1- 6              | 0- 1     | 0- 0      | HOME           | 0- 1       | 0- 0        | 1- 4          |      |      |       |           |
| 0- 8              | 0- 1     | 0- 0      | AWAY           | 0- 2       | 0- 0        | 0- 5          |      |      |       |           |
| 0- 0              | 0- 0     | 0- 0      | NEUTRAL        | 0- 0       | 0- 0        | 0- 0          |      |      |       |           |

| RPI 1-25                  |   |                |       | RPI 26-50 |   |                |       | RPI 51-100 |   |              |       | RPI 101+ |   |                   |       | Team's RPI: 332 |  |
|---------------------------|---|----------------|-------|-----------|---|----------------|-------|------------|---|--------------|-------|----------|---|-------------------|-------|-----------------|--|
| RPI                       | S | Opponent       | Score | RPI       | S | Opponent       | Score | RPI        | S | Opponent     | Score | RPI      | S | Opponent          | Score |                 |  |
| 24                        | A | Drake          | 39 66 |           |   |                |       | 69         | A | Missouri St. | 66 88 | 122      | A | Dayton            | 30 69 |                 |  |
| 24                        | H | Drake          | 47 78 |           |   |                |       | 90         | A | UNI          | 46 95 | 131      | A | Morehead St.      | 63 85 |                 |  |
|                           |   |                |       |           |   |                |       | 90         | H | UNI          | 46 74 | 151      | A | Southern Ill.     | 47 67 |                 |  |
|                           |   |                |       |           |   |                |       |            |   |              |       | 156      | A | Bradley           | 63 81 |                 |  |
|                           |   |                |       |           |   |                |       |            |   |              |       | 156      | H | Bradley           | 68 75 |                 |  |
|                           |   |                |       |           |   |                |       |            |   |              |       | 160      | A | Illinois St.      | 59 82 |                 |  |
|                           |   |                |       |           |   |                |       |            |   |              |       | 160      | H | Illinois St.      | 61 72 |                 |  |
|                           |   |                |       |           |   |                |       |            |   |              |       | 181      | A | Wisconsin         | 60 96 |                 |  |
|                           |   |                |       |           |   |                |       |            |   |              |       | 188      | H | Indiana St.       | 69 76 |                 |  |
|                           |   |                |       |           |   |                |       |            |   |              |       | 202      | A | Marshall          | 65 72 |                 |  |
|                           |   |                |       |           |   |                |       |            |   |              |       | 234      | H | Southeast Mo. St. | 50 54 |                 |  |
|                           |   |                |       |           |   |                |       |            |   |              |       | 240      | H | SIUE              | 45 54 |                 |  |
|                           |   |                |       |           |   |                |       |            |   |              |       | 243      | A | Loyola Chicago    | 56 61 |                 |  |
|                           |   |                |       |           |   |                |       |            |   |              |       | 243      | H | Loyola Chicago    | 51 71 |                 |  |
|                           |   |                |       |           |   |                |       |            |   |              |       | 260      | H | Austin Peay       | 56 52 |                 |  |
|                           |   |                |       |           |   |                |       |            |   |              |       | 267      | A | Murray St.        | 53 81 |                 |  |
|                           |   |                |       |           |   |                |       |            |   |              |       | 314      | A | Valparaiso        | 49 93 |                 |  |
|                           |   |                |       |           |   |                |       |            |   |              |       | 314      | H | Valparaiso        | 77 65 |                 |  |
|                           |   |                |       |           |   |                |       |            |   |              |       | 334      | H | Purdue Fort Wayne | 66 72 |                 |  |
|                           |   |                |       |           |   |                |       |            |   |              |       | 337      | H | UIC               | 54 62 |                 |  |
|                           |   |                |       |           |   |                |       |            |   |              |       | 350      | A | Chicago St.       | 67 58 |                 |  |
| LAST 12 Division I GAMES: |   |                |       |           |   |                |       |            |   |              |       |          |   |                   |       |                 |  |
| 90                        | A | UNI            | 46 95 | 188       | H | Indiana St.    | 69 76 |            |   |              |       |          |   |                   |       |                 |  |
| 24                        | A | Drake          | 39 66 | 24        | H | Drake          | 47 78 |            |   |              |       |          |   |                   |       |                 |  |
| 243                       | H | Loyola Chicago | 51 71 | 90        | H | UNI            | 46 74 |            |   |              |       |          |   |                   |       |                 |  |
| 314                       | H | Valparaiso     | 77 65 | 314       | A | Valparaiso     | 49 93 |            |   |              |       |          |   |                   |       |                 |  |
| 156                       | A | Bradley        | 63 81 | 243       | A | Loyola Chicago | 56 61 |            |   |              |       |          |   |                   |       |                 |  |
| 160                       | A | Illinois St.   | 59 82 | 160       | H | Illinois St.   | 61 72 |            |   |              |       |          |   |                   |       |                 |  |

Non-Div I Games:

Evansville

■ Loss, 
■ Non-Conf, 
■ S Site, 
■ H Home 
■ A Away 
N Neutral

|                             |          |           |                |             |               |          |      |       |           |
|-----------------------------|----------|-----------|----------------|-------------|---------------|----------|------|-------|-----------|
| Average RPI Win: <b>242</b> | WON-LOST | WINNING   | LAST 10        | STRENGTH OF | OPP. STRENGTH | TEAM     | ADJ. | CONF. | ADJ CONF. |
| Average RPI Loss: <b>55</b> | RECORD   | PCT. RANK | GAMES          | SCHEDULE    | OF SCHEDULE   | RPI      | RPI  | RPI   | RPI       |
| DIV. I ONLY                 | 21- 4    | 15        | 1- 0           | 217         | 230           | 70       | 70   | 24    | 24        |
| DIV. I NON-CONF.            | 7- 4     | 108       | 0- 0           | 92          | 97            | 77       | 77   | 26    | 26        |
| TOTALS                      | RPI 1-25 | RPI 26-50 | W-L RECORDS    | RPI 51-100  | RPI 101-150   | RPI 150+ |      |       |           |
| 21- 4                       | 0- 1     | 0- 1      | OVERALL        | 2- 1        | 0- 1          | 19- 0    |      |       |           |
| 11- 1                       | 0- 0     | 0- 0      | HOME           | 1- 0        | 0- 1          | 10- 0    |      |       |           |
| 9- 2                        | 0- 0     | 0- 1      | AWAY           | 0- 1        | 0- 0          | 9- 0     |      |       |           |
| 1- 1                        | 0- 1     | 0- 0      | NEUTRAL        | 1- 0        | 0- 0          | 0- 0     |      |       |           |
| 7- 4                        | 0- 1     | 0- 1      | NON-CONFERENCE | 2- 1        | 0- 1          | 5- 0     |      |       |           |
| 4- 1                        | 0- 0     | 0- 0      | HOME           | 1- 0        | 0- 1          | 3- 0     |      |       |           |
| 2- 2                        | 0- 0     | 0- 1      | AWAY           | 0- 1        | 0- 0          | 2- 0     |      |       |           |
| 1- 1                        | 0- 1     | 0- 0      | NEUTRAL        | 1- 0        | 0- 0          | 0- 0     |      |       |           |
| 14- 0                       | 0- 0     | 0- 0      | CONFERENCE     | 0- 0        | 0- 0          | 14- 0    |      |       |           |
| 7- 0                        | 0- 0     | 0- 0      | HOME           | 0- 0        | 0- 0          | 7- 0     |      |       |           |
| 7- 0                        | 0- 0     | 0- 0      | AWAY           | 0- 0        | 0- 0          | 7- 0     |      |       |           |
| 0- 0                        | 0- 0     | 0- 0      | NEUTRAL        | 0- 0        | 0- 0          | 0- 0     |      |       |           |

| RPI 1-25                  |   |          |       | RPI 26-50 |   |                  |       | RPI 51-100 |   |          |       | Team's RPI: 70 | RPI 101+ |               |                    |        |
|---------------------------|---|----------|-------|-----------|---|------------------|-------|------------|---|----------|-------|----------------|----------|---------------|--------------------|--------|
| RPI                       | S | Opponent | Score | RPI       | S | Opponent         | Score | RPI        | S | Opponent | Score |                | RPI      | S             | Opponent           | Score  |
| 4                         | N | Stanford | 65 88 | 29        | A | South Dakota St. | 62 80 | 78         | N | American | 90 71 |                | 103      | H             | UAB                | 60 62  |
|                           |   |          |       |           |   |                  |       | 84         | A | Duke     | 41 57 |                | 164      | H             | Abilene Christian  | 81 65  |
|                           |   |          |       |           |   |                  |       | 91         | H | Houston  | 76 71 |                | 182      | A             | North Ala.         | 68 52  |
|                           |   |          |       |           |   |                  |       |            |   |          |       |                | 182      | H             | North Ala.         | 76 51  |
|                           |   |          |       |           |   |                  |       |            |   |          |       |                | 194      | A             | Stetson            | 73 40  |
|                           |   |          |       |           |   |                  |       |            |   |          |       |                | 217      | A             | Liberty            | 65 64  |
|                           |   |          |       |           |   |                  |       |            |   |          |       |                | 217      | H             | Liberty            | 68 50  |
|                           |   |          |       |           |   |                  |       |            |   |          |       |                | 228      | H             | Jacksonville       | 82 58  |
|                           |   |          |       |           |   |                  |       |            |   |          |       |                | 229      | A             | Saint Francis (PA) | 83 69  |
|                           |   |          |       |           |   |                  |       |            |   |          |       |                | 233      | A             | Hawaii             | 73 67  |
|                           |   |          |       |           |   |                  |       |            |   |          |       |                | 268      | A             | North Florida      | 105 66 |
|                           |   |          |       |           |   |                  |       |            |   |          |       |                | 268      | H             | North Florida      | 80 48  |
|                           |   |          |       |           |   |                  |       |            |   |          |       |                | 297      | A             | Kennesaw St.       | 69 46  |
|                           |   |          |       |           |   |                  |       |            |   |          |       |                | 297      | H             | Kennesaw St.       | 79 48  |
|                           |   |          |       |           |   |                  |       |            |   |          |       |                | 315      | H             | FIU                | 100 58 |
|                           |   |          |       |           |   |                  |       |            |   |          |       |                | 317      | A             | Lipscomb           | 80 46  |
|                           |   |          |       |           |   |                  |       |            |   |          |       |                | 317      | H             | Lipscomb           | 82 40  |
|                           |   |          |       |           |   |                  |       |            |   |          |       |                | 325      | A             | NJIT               | 67 35  |
|                           |   |          |       |           |   |                  |       |            |   |          |       |                | 325      | H             | NJIT               | 61 42  |
|                           |   |          |       |           |   |                  |       |            |   |          |       |                | 328      | H             | Coppin St.         | 93 61  |
| LAST 12 Division I GAMES: |   |          |       |           |   |                  |       |            |   |          |       |                |          |               |                    |        |
|                           |   |          |       | 297       | H | Kennesaw St.     | 79 48 |            |   |          |       | 228            | H        | Jacksonville  | 82 58              |        |
|                           |   |          |       | 317       | A | Lipscomb         | 80 46 |            |   |          |       | 325            | A        | NJIT          | 67 35              |        |
|                           |   |          |       | 194       | A | Stetson          | 73 40 |            |   |          |       | 268            | H        | North Florida | 80 48              |        |
|                           |   |          |       | 325       | H | NJIT             | 61 42 |            |   |          |       | 317            | H        | Lipscomb      | 82 40              |        |
|                           |   |          |       | 217       | A | Liberty          | 65 64 |            |   |          |       | 297            | A        | Kennesaw St.  | 69 46              |        |
|                           |   |          |       | 182       | H | North Ala.       | 76 51 |            |   |          |       | 268            | A        | North Florida | 105 66             |        |

Non-Div I Games: Fla. Memorial 99 68 Johnson &amp; Wales (FI109 64

FGCU

■ Loss, 
 ■ Non-Conf, 
 ■ S Site, 
 ■ Home 
 ■ A Away 
 N Neutral

|                   |          |           |                |            |             |               |      |      |       |           |
|-------------------|----------|-----------|----------------|------------|-------------|---------------|------|------|-------|-----------|
| Average RPI Win:  | 323      | WON-LOST  | WINNING        | LAST 10    | STRENGTH OF | OPP. STRENGTH | TEAM | ADJ. | CONF. | ADJ CONF. |
| Average RPI Loss: | 157      | RECORD    | PCT. RANK      | GAMES      | SCHEDULE    | OF SCHEDULE   | RPI  | RPI  | RPI   | RPI       |
| DIV. I ONLY       | 5- 21    | 317       | 0- 1           | 171        | 258         | 315           | 315  | 14   | 14    |           |
| DIV. I NON-CONF.  | 3- 9     | 271       | 0- 1           | 167        | 346         | 312           | 312  | 17   | 17    |           |
| TOTALS            | RPI 1-25 | RPI 26-50 | W-L RECORDS    | RPI 51-100 | RPI 101-150 | RPI 150+      |      |      |       |           |
| 5- 21             | 0- 1     | 0- 1      | OVERALL        | 0- 3       | 0- 5        | 5- 11         |      |      |       |           |
| 5- 11             | 0- 1     | 0- 0      | HOME           | 0- 1       | 0- 4        | 5- 5          |      |      |       |           |
| 0- 10             | 0- 0     | 0- 1      | AWAY           | 0- 2       | 0- 1        | 0- 6          |      |      |       |           |
| 0- 0              | 0- 0     | 0- 0      | NEUTRAL        | 0- 0       | 0- 0        | 0- 0          |      |      |       |           |
| 3- 9              | 0- 1     | 0- 0      | NON-CONFERENCE | 0- 1       | 0- 2        | 3- 5          |      |      |       |           |
| 3- 6              | 0- 1     | 0- 0      | HOME           | 0- 0       | 0- 2        | 3- 3          |      |      |       |           |
| 0- 3              | 0- 0     | 0- 0      | AWAY           | 0- 1       | 0- 0        | 0- 2          |      |      |       |           |
| 0- 0              | 0- 0     | 0- 0      | NEUTRAL        | 0- 0       | 0- 0        | 0- 0          |      |      |       |           |
| 2- 12             | 0- 0     | 0- 1      | CONFERENCE     | 0- 2       | 0- 3        | 2- 6          |      |      |       |           |
| 2- 5              | 0- 0     | 0- 0      | HOME           | 0- 1       | 0- 2        | 2- 2          |      |      |       |           |
| 0- 7              | 0- 0     | 0- 1      | AWAY           | 0- 1       | 0- 1        | 0- 4          |      |      |       |           |
| 0- 0              | 0- 0     | 0- 0      | NEUTRAL        | 0- 0       | 0- 0        | 0- 0          |      |      |       |           |

| RPI 1-25                  |   |               | RPI 26-50 |     |   | RPI 51-100     |       |     | RPI 101+ |              |        | Team's RPI: 315             |
|---------------------------|---|---------------|-----------|-----|---|----------------|-------|-----|----------|--------------|--------|-----------------------------|
| RPI                       | S | Opponent      | Score     | RPI | S | Opponent       | Score | RPI | S        | Opponent     | Score  |                             |
| 18                        | H | Miami (FL)    | 43 94     | 35  | A | Rice           | 44 76 | 62  | H        | Middle Tenn. | 43 49  | 101 H South Alabama 77 84   |
|                           |   |               |           |     |   |                |       | 70  | A        | FGCU         | 58 100 | 103 H UAB 59 83             |
|                           |   |               |           |     |   |                |       | 87  | A        | Old Dominion | 68 95  | 118 A Charlotte 54 69       |
|                           |   |               |           |     |   |                |       |     |          |              |        | 119 H Western Ky. 82 94     |
|                           |   |               |           |     |   |                |       |     |          |              |        | 134 H Georgia St. 61 67     |
|                           |   |               |           |     |   |                |       |     |          |              |        | 172 A Louisiana Tech 72 90  |
|                           |   |               |           |     |   |                |       |     |          |              |        | 176 A North Texas 50 75     |
|                           |   |               |           |     |   |                |       |     |          |              |        | 180 A Southern Miss. 57 71  |
|                           |   |               |           |     |   |                |       |     |          |              |        | 202 H Marshall 58 86        |
|                           |   |               |           |     |   |                |       |     |          |              |        | 207 A Bethune-Cookman 57 68 |
|                           |   |               |           |     |   |                |       |     |          |              |        | 214 H Campbell 54 59        |
|                           |   |               |           |     |   |                |       |     |          |              |        | 224 H Howard 62 89          |
|                           |   |               |           |     |   |                |       |     |          |              |        | 228 H Jacksonville 62 73    |
|                           |   |               |           |     |   |                |       |     |          |              |        | 268 A North Florida 53 62   |
|                           |   |               |           |     |   |                |       |     |          |              |        | 278 H UTEP 55 60            |
|                           |   |               |           |     |   |                |       |     |          |              |        | 304 A Fla. Atlantic 55 77   |
|                           |   |               |           |     |   |                |       |     |          |              |        | 304 H Fla. Atlantic 56 49   |
|                           |   |               |           |     |   |                |       |     |          |              |        | 305 H UTSA 51 40            |
|                           |   |               |           |     |   |                |       |     |          |              |        | 307 H Morgan St. 59 50      |
|                           |   |               |           |     |   |                |       |     |          |              |        | 347 H Florida A&M 77 54     |
|                           |   |               |           |     |   |                |       |     |          |              |        | 351 H Alcorn 75 40          |
| LAST 12 Division I GAMES: |   |               |           |     |   |                |       |     |          |              |        |                             |
| 101                       | H | South Alabama | 77 84     | 305 | H | UTSA           | 51 40 |     |          |              |        |                             |
| 214                       | H | Campbell      | 54 59     | 172 | A | Louisiana Tech | 72 90 |     |          |              |        |                             |
| 304                       | H | Fla. Atlantic | 56 49     | 180 | A | Southern Miss. | 57 71 |     |          |              |        |                             |
| 176                       | A | North Texas   | 50 75     | 304 | A | Fla. Atlantic  | 55 77 |     |          |              |        |                             |
| 35                        | A | Rice          | 44 76     | 202 | H | Marshall       | 58 86 |     |          |              |        |                             |
| 278                       | H | UTEP          | 55 60     | 119 | H | Western Ky.    | 82 94 |     |          |              |        |                             |

Non-Div I Games: Palm Beach Atl. 63 66

FIU

## Fairfield

Through Games Of Feb. 26, 2019

|                   |          |           |                |            |             |               |      |      |       |           |
|-------------------|----------|-----------|----------------|------------|-------------|---------------|------|------|-------|-----------|
| Average RPI Win:  | 304      | WON-LOST  | WINNING        | LAST 10    | STRENGTH OF | OPP. STRENGTH | TEAM | ADJ. | CONF. | ADJ CONF. |
| Average RPI Loss: | 188      | RECORD    | PCT. RANK      | GAMES      | SCHEDULE    | OF SCHEDULE   | RPI  | RPI  | RPI   | RPI       |
| DIV. I ONLY       | 10- 18   | 257       | 1- 0           | 306        | 294         | 292           | 292  | 26   | 26    |           |
| DIV. I NON-CONF.  | 3- 8     | 267       | 0- 0           | 302        | 303         | 314           | 314  | 27   | 27    |           |
| TOTALS            | RPI 1-25 | RPI 26-50 | W-L RECORDS    | RPI 51-100 | RPI 101-150 | RPI 150+      |      |      |       |           |
| 10- 18            | 0- 0     | 0- 0      | OVERALL        | 0- 3       | 0- 3        | 10- 12        |      |      |       |           |
| 5- 6              | 0- 0     | 0- 0      | HOME           | 0- 1       | 0- 2        | 5- 3          |      |      |       |           |
| 4- 9              | 0- 0     | 0- 0      | AWAY           | 0- 1       | 0- 1        | 4- 7          |      |      |       |           |
| 1- 3              | 0- 0     | 0- 0      | NEUTRAL        | 0- 1       | 0- 0        | 1- 2          |      |      |       |           |
| 3- 8              | 0- 0     | 0- 0      | NON-CONFERENCE | 0- 1       | 0- 1        | 3- 6          |      |      |       |           |
| 1- 2              | 0- 0     | 0- 0      | HOME           | 0- 0       | 0- 1        | 1- 1          |      |      |       |           |
| 1- 3              | 0- 0     | 0- 0      | AWAY           | 0- 0       | 0- 0        | 1- 3          |      |      |       |           |
| 1- 3              | 0- 0     | 0- 0      | NEUTRAL        | 0- 1       | 0- 0        | 1- 2          |      |      |       |           |
| 7- 10             | 0- 0     | 0- 0      | CONFERENCE     | 0- 2       | 0- 2        | 7- 6          |      |      |       |           |
| 4- 4              | 0- 0     | 0- 0      | HOME           | 0- 1       | 0- 1        | 4- 2          |      |      |       |           |
| 3- 6              | 0- 0     | 0- 0      | AWAY           | 0- 1       | 0- 1        | 3- 4          |      |      |       |           |
| 0- 0              | 0- 0     | 0- 0      | NEUTRAL        | 0- 0       | 0- 0        | 0- 0          |      |      |       |           |

| RPI S                     | Opponent | Score | RPI S | Opponent      | Score | RPI S | Opponent   | Score     | RPI S | Opponent       | Score | Team's RPI: 292 |
|---------------------------|----------|-------|-------|---------------|-------|-------|------------|-----------|-------|----------------|-------|-----------------|
|                           |          |       |       |               |       | 51 A  | Quinnipiac | 36 81     | 114 H | Northeastern   | 50 59 |                 |
|                           |          |       |       |               |       | 51 H  | Quinnipiac | 40 48     | 136 A | Marist         | 44 85 |                 |
|                           |          |       |       |               |       | 53 N  | Bucknell   | 54 77     | 136 H | Marist         | 46 56 |                 |
|                           |          |       |       |               |       |       |            |           | 170 H | William & Mary | 54 60 |                 |
|                           |          |       |       |               |       |       |            |           | 179 A | Rider          | 59 62 |                 |
|                           |          |       |       |               |       |       |            |           | 185 A | Xavier         | 35 48 |                 |
|                           |          |       |       |               |       |       |            |           | 203 A | Dartmouth      | 46 59 |                 |
|                           |          |       |       |               |       |       |            |           | 216 N | Furman         | 70 77 |                 |
|                           |          |       |       |               |       |       |            |           | 227 N | Massachusetts  | 49 59 |                 |
|                           |          |       |       |               |       |       |            |           | 232 H | Monmouth       | 63 73 |                 |
|                           |          |       |       |               |       |       |            |           | 261 A | Niagara        | 68 71 |                 |
|                           |          |       |       |               |       |       |            |           | 261 H | Niagara        | 55 54 |                 |
|                           |          |       |       |               |       |       |            |           | 270 A | Siena          | 66 40 |                 |
|                           |          |       |       |               |       |       |            |           | 270 H | Siena          | 59 55 |                 |
|                           |          |       |       |               |       |       |            |           | 271 A | Richmond       | 58 40 |                 |
|                           |          |       |       |               |       |       |            |           | 272 A | Brown          | 49 68 |                 |
|                           |          |       |       |               |       |       |            |           | 281 A | Canisius       | 50 53 |                 |
|                           |          |       |       |               |       |       |            |           | 281 H | Canisius       | 72 65 |                 |
|                           |          |       |       |               |       |       |            |           | 282 A | Manhattan      | 41 47 |                 |
|                           |          |       |       |               |       |       |            |           | 331 A | Iona           | 55 42 |                 |
|                           |          |       |       |               |       |       |            |           | 331 H | Iona           | 67 56 |                 |
|                           |          |       |       |               |       |       |            |           | 337 N | UIC            | 68 60 |                 |
|                           |          |       |       |               |       |       |            |           | 340 A | Saint Peter's  | 69 61 |                 |
|                           |          |       |       |               |       |       |            |           | 340 H | Saint Peter's  | 65 68 |                 |
|                           |          |       |       |               |       |       |            |           | 346 H | LIU Brooklyn   | 71 43 |                 |
| LAST 12 Division I GAMES: |          |       |       |               |       |       |            |           |       |                |       |                 |
|                           |          |       | 331 H | Iona          | 67 56 |       | 281 H      | Canisius  | 72 65 |                |       |                 |
|                           |          |       | 340 A | Saint Peter's | 69 61 |       | 232 H      | Monmouth  | 63 73 |                |       |                 |
|                           |          |       | 136 A | Marist        | 44 85 |       | 282 A      | Manhattan | 41 47 |                |       |                 |
|                           |          |       | 51 H  | Quinnipiac    | 40 48 |       | 270 H      | Siena     | 59 55 |                |       |                 |
|                           |          |       | 270 A | Siena         | 66 40 |       | 331 A      | Iona      | 55 42 |                |       |                 |
|                           |          |       | 261 H | Niagara       | 55 54 |       | 261 A      | Niagara   | 68 71 |                |       |                 |

Non-Div I Games:

Fairfield

■ Loss, 
 ■ Non-Conf, 
 ■ S Site, 
 ■ H Home 
 ■ A Away 
 N Neutral

| Ralphie Brimmon   |          |           |           | Through Games of Feb. 10, 1919 |             |               |             |          |       |           |
|-------------------|----------|-----------|-----------|--------------------------------|-------------|---------------|-------------|----------|-------|-----------|
| Average RPI Win:  | 323      | WON-LOST  | WINNING   | LAST 10                        | STRENGTH OF | OPP. STRENGTH | TEAM        | ADJ.     | CONF. | ADJ CONF. |
| Average RPI Loss: | 254      | RECORD    | PCT. RANK | GAMES                          | SCHEDULE    | OF SCHEDULE   | RPI         | RPI      | RPI   | RPI       |
| DIV. I ONLY       | 4- 20    | 326       | 0- 1      | 334                            | 351         | 348           | 348         | 31       | 31    |           |
| DIV. I NON-CONF.  | 1- 8     | 322       | 0- 0      | 334                            | 350         | 350           | 350         | 31       | 31    |           |
| -----             |          |           |           |                                |             |               |             |          |       |           |
| TOTALS            | RPI 1-25 | RPI 26-50 |           | W-L RECORDS                    |             | RPI 51-100    | RPI 101-150 | RPI 150+ |       |           |
| 4- 20             | 0- 0     | 0- 0      |           | OVERALL                        |             | 0- 0          | 0- 0        | 4- 20    |       |           |
| 3- 8              | 0- 0     | 0- 0      |           | HOME                           |             | 0- 0          | 0- 0        | 3- 8     |       |           |
| 1- 12             | 0- 0     | 0- 0      |           | AWAY                           |             | 0- 0          | 0- 0        | 1- 12    |       |           |
| 0- 0              | 0- 0     | 0- 0      |           | NEUTRAL                        |             | 0- 0          | 0- 0        | 0- 0     |       |           |
|                   |          |           |           |                                |             |               |             |          |       |           |
| 1- 8              | 0- 0     | 0- 0      |           | NON-CONFERENCE                 |             | 0- 0          | 0- 0        | 1- 8     |       |           |
| 1- 2              | 0- 0     | 0- 0      |           | HOME                           |             | 0- 0          | 0- 0        | 1- 2     |       |           |
| 0- 6              | 0- 0     | 0- 0      |           | AWAY                           |             | 0- 0          | 0- 0        | 0- 6     |       |           |
| 0- 0              | 0- 0     | 0- 0      |           | NEUTRAL                        |             | 0- 0          | 0- 0        | 0- 0     |       |           |
|                   |          |           |           |                                |             |               |             |          |       |           |
| 3- 12             | 0- 0     | 0- 0      |           | CONFERENCE                     |             | 0- 0          | 0- 0        | 3- 12    |       |           |
| 2- 6              | 0- 0     | 0- 0      |           | HOME                           |             | 0- 0          | 0- 0        | 2- 6     |       |           |
| 1- 6              | 0- 0     | 0- 0      |           | AWAY                           |             | 0- 0          | 0- 0        | 1- 6     |       |           |
| 0- 0              | 0- 0     | 0- 0      |           | NEUTRAL                        |             | 0- 0          | 0- 0        | 0- 0     |       |           |

[illegible]

|                  |                |    |    |                |    |    |
|------------------|----------------|----|----|----------------|----|----|
| Non-Div I Games: | Georgian Court | 70 | 45 | Rutgers-Newark | 97 | 51 |
|------------------|----------------|----|----|----------------|----|----|

Fairleigh Dickinson

Loss, Non-Conf, S Site, H Home A Away N Neutral

|                   |          |           |                |            |             |               |      |      |       |           |
|-------------------|----------|-----------|----------------|------------|-------------|---------------|------|------|-------|-----------|
| Average RPI Win:  | 297      | WON-LOST  | WINNING        | LAST 10    | STRENGTH OF | OPP. STRENGTH | TEAM | ADJ. | CONF. | ADJ CONF. |
| Average RPI Loss: | 158      | RECORD    | PCT. RANK      | GAMES      | SCHEDULE    | OF SCHEDULE   | RPI  | RPI  | RPI   | RPI       |
| DIV. I ONLY       | 5- 22    | 322       | 0- 1           | 166        | 213         | 304           | 304  | 14   | 14    |           |
| DIV. I NON-CONF.  | 3- 10    | 278       | 0- 1           | 158        | 316         | 286           | 286  | 17   | 17    |           |
| TOTALS            | RPI 1-25 | RPI 26-50 | W-L RECORDS    | RPI 51-100 | RPI 101-150 | RPI 150+      |      |      |       |           |
| 5- 22             | 0- 0     | 0- 2      | OVERALL        | 0- 3       | 0- 4        | 5- 13         |      |      |       |           |
| 4- 11             | 0- 0     | 0- 0      | HOME           | 0- 1       | 0- 3        | 4- 7          |      |      |       |           |
| 1- 11             | 0- 0     | 0- 2      | AWAY           | 0- 2       | 0- 1        | 1- 6          |      |      |       |           |
| 0- 0              | 0- 0     | 0- 0      | NEUTRAL        | 0- 0       | 0- 0        | 0- 0          |      |      |       |           |
| 3- 10             | 0- 0     | 0- 1      | NON-CONFERENCE | 0- 1       | 0- 1        | 3- 7          |      |      |       |           |
| 2- 6              | 0- 0     | 0- 0      | HOME           | 0- 0       | 0- 1        | 2- 5          |      |      |       |           |
| 1- 4              | 0- 0     | 0- 1      | AWAY           | 0- 1       | 0- 0        | 1- 2          |      |      |       |           |
| 0- 0              | 0- 0     | 0- 0      | NEUTRAL        | 0- 0       | 0- 0        | 0- 0          |      |      |       |           |
| 2- 12             | 0- 0     | 0- 1      | CONFERENCE     | 0- 2       | 0- 3        | 2- 6          |      |      |       |           |
| 2- 5              | 0- 0     | 0- 0      | HOME           | 0- 1       | 0- 2        | 2- 2          |      |      |       |           |
| 0- 7              | 0- 0     | 0- 1      | AWAY           | 0- 1       | 0- 1        | 0- 4          |      |      |       |           |
| 0- 0              | 0- 0     | 0- 0      | NEUTRAL        | 0- 0       | 0- 0        | 0- 0          |      |      |       |           |

| RPI S                     | Opponent      | Score | RPI S | Opponent       | Score            | RPI S | Opponent       | Score | RPI S | Opponent         | Score | Team's RPI: 304 |
|---------------------------|---------------|-------|-------|----------------|------------------|-------|----------------|-------|-------|------------------|-------|-----------------|
| 35                        | A Rice        | 63    | 39    | A Michigan St. | 89               | 62    | H Middle Tenn. | 74    | 103   | H UAB            | 89    |                 |
|                           |               |       |       |                |                  | 68    | A Little Rock  | 61    | 118   | A Charlotte      | 68    |                 |
|                           |               |       |       |                |                  | 87    | A Old Dominion | 87    | 119   | H Western Ky.    | 81    |                 |
|                           |               |       |       |                |                  |       |                |       | 134   | H Georgia St.    | 75    |                 |
|                           |               |       |       |                |                  |       |                |       | 156   | H Bradley        | 80    |                 |
|                           |               |       |       |                |                  |       |                |       | 166   | A Tulane         | 88    |                 |
|                           |               |       |       |                |                  |       |                |       | 172   | A Louisiana Tech | 86    |                 |
|                           |               |       |       |                |                  |       |                |       | 176   | A North Texas    | 82    |                 |
|                           |               |       |       |                |                  |       |                |       | 180   | A Southern Miss. | 67    |                 |
|                           |               |       |       |                |                  |       |                |       | 190   | H Saint Louis    | 93    |                 |
|                           |               |       |       |                |                  |       |                |       | 192   | H N.C. A&T       | 67    |                 |
|                           |               |       |       |                |                  |       |                |       | 200   | H Hampton        | 72    |                 |
|                           |               |       |       |                |                  |       |                |       | 202   | H Marshall       | 72    |                 |
|                           |               |       |       |                |                  |       |                |       | 216   | A Furman         | 73    |                 |
|                           |               |       |       |                |                  |       |                |       | 269   | H Western Mich.  | 69    |                 |
|                           |               |       |       |                |                  |       |                |       | 270   | A Siena          | 66    |                 |
|                           |               |       |       |                |                  |       |                |       | 271   | H Richmond       | 55    |                 |
|                           |               |       |       |                |                  |       |                |       | 278   | H UTEP           | 70    |                 |
|                           |               |       |       |                |                  |       |                |       | 305   | H UTSA           | 70    |                 |
|                           |               |       |       |                |                  |       |                |       | 315   | A FIU            | 56    |                 |
|                           |               |       |       |                |                  |       |                |       | 315   | H FIU            | 55    |                 |
|                           |               |       |       |                |                  |       |                |       | 326   | H Lafayette      | 49    |                 |
| LAST 12 Division I GAMES: |               |       |       |                |                  |       |                |       |       |                  |       |                 |
| 190                       | H Saint Louis | 61    | 93    | 278            | H UTEP           | 44    | 70             |       |       |                  |       |                 |
| 156                       | H Bradley     | 59    | 80    | 180            | A Southern Miss. | 45    | 67             |       |       |                  |       |                 |
| 315                       | A FIU         | 49    | 56    | 172            | A Louisiana Tech | 55    | 86             |       |       |                  |       |                 |
| 35                        | A Rice        | 35    | 63    | 315            | H FIU            | 77    | 55             |       |       |                  |       |                 |
| 176                       | A North Texas | 62    | 82    | 119            | H Western Ky.    | 50    | 81             |       |       |                  |       |                 |
| 305                       | H UTSA        | 86    | 70    | 202            | H Marshall       | 67    | 72             |       |       |                  |       |                 |

Non-Div I Games:

|                   |          |           |                |            |             |               |      |      |       |           |
|-------------------|----------|-----------|----------------|------------|-------------|---------------|------|------|-------|-----------|
| Average RPI Win:  | 194      | WON-LOST  | WINNING        | LAST 10    | STRENGTH OF | OPP. STRENGTH | TEAM | ADJ. | CONF. | ADJ CONF. |
| Average RPI Loss: | 86       | RECORD    | PCT. RANK      | GAMES      | SCHEDULE    | OF SCHEDULE   | RPI  | RPI  | RPI   | RPI       |
| DIV. I ONLY       | 6- 21    | 309       | 0- 1           | 40         | 67          | 220           | 220  | 4    | 4     |           |
| DIV. I NON-CONF.  | 4- 9     | 252       | 0- 1           | 133        | 172         | 256           | 256  | 5    | 5     |           |
| TOTALS            | RPI 1-25 | RPI 26-50 | W-L RECORDS    | RPI 51-100 | RPI 101-150 | RPI 150+      |      |      |       |           |
| 6- 21             | 0- 6     | 1- 2      | OVERALL        | 0- 6       | 2- 3        | 3- 4          |      |      |       |           |
| 6- 8              | 0- 3     | 1- 1      | HOME           | 0- 1       | 2- 2        | 3- 1          |      |      |       |           |
| 0- 12             | 0- 3     | 0- 1      | AWAY           | 0- 4       | 0- 1        | 0- 3          |      |      |       |           |
| 0- 1              | 0- 0     | 0- 0      | NEUTRAL        | 0- 1       | 0- 0        | 0- 0          |      |      |       |           |
| 4- 9              | 0- 1     | 0- 0      | NON-CONFERENCE | 0- 3       | 1- 2        | 3- 3          |      |      |       |           |
| 4- 3              | 0- 0     | 0- 0      | HOME           | 0- 0       | 1- 2        | 3- 1          |      |      |       |           |
| 0- 5              | 0- 1     | 0- 0      | AWAY           | 0- 2       | 0- 0        | 0- 2          |      |      |       |           |
| 0- 1              | 0- 0     | 0- 0      | NEUTRAL        | 0- 1       | 0- 0        | 0- 0          |      |      |       |           |
| 2- 12             | 0- 5     | 1- 2      | CONFERENCE     | 0- 3       | 1- 1        | 0- 1          |      |      |       |           |
| 2- 5              | 0- 3     | 1- 1      | HOME           | 0- 1       | 1- 0        | 0- 0          |      |      |       |           |
| 0- 7              | 0- 2     | 0- 1      | AWAY           | 0- 2       | 0- 1        | 0- 1          |      |      |       |           |
| 0- 0              | 0- 0     | 0- 0      | NEUTRAL        | 0- 0       | 0- 0        | 0- 0          |      |      |       |           |

| RPI                       | S | Opponent        | Score | RPI | S | Opponent        | Score | RPI | S | Opponent | Score | RPI | S | Opponent        | Score | Team's RPI: 220 |
|---------------------------|---|-----------------|-------|-----|---|-----------------|-------|-----|---|----------|-------|-----|---|-----------------|-------|-----------------|
| 9                         | H | Mississippi St. | 42 90 | 30  | H | Missouri        | 58 56 | 55  | A | Indiana  | 64 83 | 108 | H | Northwestern    | 74 83 |                 |
| 16                        | A | South Carolina  | 40 71 | 44  | A | Tennessee       | 50 67 | 64  | N | Utah     | 58 74 | 114 | H | Northeastern    | 66 79 |                 |
| 16                        | H | South Carolina  | 77 96 | 47  | H | Auburn          | 56 64 | 67  | A | LSU      | 51 69 | 141 | H | Texas Tech      | 72 67 |                 |
| 17                        | A | Kentucky        | 51 62 |     |   |                 |       | 77  | A | Ohio St. | 41 46 | 147 | A | Alabama         | 67 74 |                 |
| 20                        | A | Florida St.     | 56 63 |     |   |                 |       | 88  | H | Arkansas | 73 83 | 147 | H | Alabama         | 57 55 |                 |
| 22                        | H | Texas A&M       | 62 80 |     |   |                 |       | 97  | A | Georgia  | 58 93 | 153 | A | Mercer          | 82 92 |                 |
|                           |   |                 |       |     |   |                 |       |     |   |          |       | 199 | A | UNLV            | 53 56 |                 |
|                           |   |                 |       |     |   |                 |       |     |   |          |       | 206 | A | Ole Miss        | 66 76 |                 |
|                           |   |                 |       |     |   |                 |       |     |   |          |       | 207 | H | Bethune-Cookman | 64 53 |                 |
|                           |   |                 |       |     |   |                 |       |     |   |          |       | 244 | H | Gardner-Webb    | 58 60 |                 |
|                           |   |                 |       |     |   |                 |       |     |   |          |       | 293 | H | Charleston So.  | 70 60 |                 |
|                           |   |                 |       |     |   |                 |       |     |   |          |       | 347 | H | Florida A&M     | 62 38 |                 |
| LAST 12 Division I GAMES: |   |                 |       |     |   |                 |       |     |   |          |       |     |   |                 |       |                 |
| 199                       | A | UNLV            | 53 56 | 17  | A | Kentucky        | 51 62 |     |   |          |       |     |   |                 |       |                 |
| 22                        | H | Texas A&M       | 62 80 | 44  | A | Tennessee       | 50 67 |     |   |          |       |     |   |                 |       |                 |
| 67                        | A | LSU             | 51 69 | 88  | H | Arkansas        | 73 83 |     |   |          |       |     |   |                 |       |                 |
| 16                        | H | South Carolina  | 77 96 | 9   | H | Mississippi St. | 42 90 |     |   |          |       |     |   |                 |       |                 |
| 97                        | A | Georgia         | 58 93 | 206 | A | Ole Miss        | 66 76 |     |   |          |       |     |   |                 |       |                 |
| 147                       | H | Alabama         | 57 55 | 30  | H | Missouri        | 58 56 |     |   |          |       |     |   |                 |       |                 |

Non-Div I Games:

Florida

■ Loss, 
 ■ Non-Conf, S Site, 
 ■ Home 
 ■ Away 
 N Neutral



| Average RPI Win:  | 245      | WON-LOST  | WINNING        | LAST 10    | STRENGTH OF | OPP. STRENGTH | TEAM | ADJ. | CONF. | ADJ CONF. |
|-------------------|----------|-----------|----------------|------------|-------------|---------------|------|------|-------|-----------|
| Average RPI Loss: | 237      | RECORD    | PCT. RANK      | GAMES      | SCHEDULE    | OF SCHEDULE   | RPI  | RPI  | RPI   | RPI       |
| DIV. I ONLY       | 3- 22    | 338       | 0- 1           | 320        | 339         | 347           | 347  | 32   | 32    |           |
| DIV. I NON-CONF.  | 1- 10    | 330       | 0- 1           | 254        | 188         | 337           | 337  | 32   | 32    |           |
| TOTALS            | RPI 1-25 | RPI 26-50 | W-L RECORDS    | RPI 51-100 | RPI 101-150 | RPI 150+      |      |      |       |           |
| 3- 22             | 0- 1     | 1- 1      | OVERALL        | 0- 0       | 0- 0        | 2- 20         |      |      |       |           |
| 2- 8              | 0- 0     | 1- 0      | HOME           | 0- 0       | 0- 0        | 1- 8          |      |      |       |           |
| 1- 11             | 0- 1     | 0- 1      | AWAY           | 0- 0       | 0- 0        | 1- 9          |      |      |       |           |
| 0- 3              | 0- 0     | 0- 0      | NEUTRAL        | 0- 0       | 0- 0        | 0- 3          |      |      |       |           |
| 1- 10             | 0- 1     | 1- 1      | NON-CONFERENCE | 0- 0       | 0- 0        | 0- 8          |      |      |       |           |
| 1- 1              | 0- 0     | 1- 0      | HOME           | 0- 0       | 0- 0        | 0- 1          |      |      |       |           |
| 0- 6              | 0- 1     | 0- 1      | AWAY           | 0- 0       | 0- 0        | 0- 4          |      |      |       |           |
| 0- 3              | 0- 0     | 0- 0      | NEUTRAL        | 0- 0       | 0- 0        | 0- 3          |      |      |       |           |
| 2- 12             | 0- 0     | 0- 0      | CONFERENCE     | 0- 0       | 0- 0        | 2- 12         |      |      |       |           |
| 1- 7              | 0- 0     | 0- 0      | HOME           | 0- 0       | 0- 0        | 1- 7          |      |      |       |           |
| 1- 5              | 0- 0     | 0- 0      | AWAY           | 0- 0       | 0- 0        | 1- 5          |      |      |       |           |
| 0- 0              | 0- 0     | 0- 0      | NEUTRAL        | 0- 0       | 0- 0        | 0- 0          |      |      |       |           |

| RPI 1-25                  |   |            |        | RPI 26-50 |   |                    |       | RPI 51-100 |   |          |       | RPI 101+ Team's RPI: 347 |   |                    |       |
|---------------------------|---|------------|--------|-----------|---|--------------------|-------|------------|---|----------|-------|--------------------------|---|--------------------|-------|
| RPI                       | S | Opponent   | Score  | RPI       | S | Opponent           | Score | RPI        | S | Opponent | Score | RPI                      | S | Opponent           | Score |
| 18                        | A | Miami (FL) | 54 103 | 42        | H | Miami (OH)         | 57 56 |            |   |          |       | 166                      | N | Tulane             | 34 78 |
|                           |   |            |        | 44        | A | Tennessee          | 31 96 |            |   |          |       | 192                      | H | N.C. A&T           | 48 56 |
|                           |   |            |        |           |   |                    |       |            |   |          |       | 193                      | H | UMES               | 36 68 |
|                           |   |            |        |           |   |                    |       |            |   |          |       | 194                      | A | Stetson            | 44 69 |
|                           |   |            |        |           |   |                    |       |            |   |          |       | 201                      | H | Jacksonville St.   | 31 62 |
|                           |   |            |        |           |   |                    |       |            |   |          |       | 207                      | H | Bethune-Cookman    | 50 52 |
|                           |   |            |        |           |   |                    |       |            |   |          |       | 220                      | A | Florida            | 38 62 |
|                           |   |            |        |           |   |                    |       |            |   |          |       | 224                      | A | Howard             | 68 74 |
|                           |   |            |        |           |   |                    |       |            |   |          |       | 224                      | H | Howard             | 59 81 |
|                           |   |            |        |           |   |                    |       |            |   |          |       | 264                      | A | Norfolk St.        | 58 60 |
|                           |   |            |        |           |   |                    |       |            |   |          |       | 264                      | H | Norfolk St.        | 45 69 |
|                           |   |            |        |           |   |                    |       |            |   |          |       | 268                      | A | North Florida      | 53 64 |
|                           |   |            |        |           |   |                    |       |            |   |          |       | 269                      | N | Western Mich.      | 50 69 |
|                           |   |            |        |           |   |                    |       |            |   |          |       | 301                      | A | South Carolina St. | 48 61 |
|                           |   |            |        |           |   |                    |       |            |   |          |       | 307                      | A | Morgan St.         | 71 75 |
|                           |   |            |        |           |   |                    |       |            |   |          |       | 315                      | A | FIU                | 54 77 |
|                           |   |            |        |           |   |                    |       |            |   |          |       | 321                      | N | Omaha              | 50 57 |
|                           |   |            |        |           |   |                    |       |            |   |          |       | 328                      | A | Coppin St.         | 53 73 |
|                           |   |            |        |           |   |                    |       |            |   |          |       | 338                      | H | N.C. Central       | 57 64 |
|                           |   |            |        |           |   |                    |       |            |   |          |       | 343                      | H | Delaware St.       | 57 52 |
|                           |   |            |        |           |   |                    |       |            |   |          |       | 349                      | A | Savannah St.       | 60 55 |
|                           |   |            |        |           |   |                    |       |            |   |          |       | 349                      | H | Savannah St.       | 50 54 |
| LAST 12 Division I GAMES: |   |            |        |           |   |                    |       |            |   |          |       |                          |   |                    |       |
|                           |   |            |        | 321       | N | Omaha              | 50 57 |            |   |          |       | 338                      | H | N.C. Central       | 57 64 |
|                           |   |            |        | 207       | H | Bethune-Cookman    | 50 52 |            |   |          |       | 192                      | H | N.C. A&T           | 48 56 |
|                           |   |            |        | 301       | A | South Carolina St. | 48 61 |            |   |          |       | 307                      | A | Morgan St.         | 71 75 |
|                           |   |            |        | 349       | A | Savannah St.       | 60 55 |            |   |          |       | 328                      | A | Coppin St.         | 53 73 |
|                           |   |            |        | 264       | H | Norfolk St.        | 45 69 |            |   |          |       | 343                      | H | Delaware St.       | 57 52 |
|                           |   |            |        | 224       | H | Howard             | 59 81 |            |   |          |       | 193                      | H | UMES               | 36 68 |

Non-Div I Games: Edward Waters 70 64

Florida A&amp;M

■ Loss, 
■ Non-Conf, 
■ S Site, 
■ H Home 
■ A Away 
N Neutral

|                      |      |          |           |                |             |               |            |             |          |           |
|----------------------|------|----------|-----------|----------------|-------------|---------------|------------|-------------|----------|-----------|
| Average RPI Win: 125 |      | WON-LOST | WINNING   | LAST 10        | STRENGTH OF | OPP. STRENGTH | TEAM       | ADJ.        | CONF.    | ADJ CONF. |
| Average RPI Loss: 29 |      | RECORD   | PCT. RANK | GAMES          | SCHEDULE    | OF SCHEDULE   | RPI        | RPI         | RPI      | RPI       |
| DIV. I ONLY          |      | 21- 6    | 33        | 1- 0           | 39          | 17            | 20         | 20          | 1        | 1         |
| DIV. I NON-CONF.     |      | 12- 1    | 11        | 1- 0           | 141         | 92            | 31         | 31          | 1        | 1         |
| TOTALS               |      | RPI 1-25 | RPI 26-50 |                | W-L RECORDS |               | RPI 51-100 | RPI 101-150 | RPI 150+ |           |
| 21- 6                | 3- 3 | 1- 2     |           | OVERALL        |             | 4- 1          | 7- 0       | 6- 0        |          |           |
| 12- 3                | 2- 1 | 0- 1     |           | HOME           |             | 2- 1          | 5- 0       | 3- 0        |          |           |
| 7- 3                 | 0- 2 | 1- 1     |           | AWAY           |             | 2- 0          | 2- 0       | 2- 0        |          |           |
| 2- 0                 | 1- 0 | 0- 0     |           | NEUTRAL        |             | 0- 0          | 0- 0       | 1- 0        |          |           |
| 12- 1                | 1- 0 | 0- 0     |           | NON-CONFERENCE |             | 1- 1          | 4- 0       | 6- 0        |          |           |
| 7- 1                 | 0- 0 | 0- 0     |           | HOME           |             | 1- 1          | 3- 0       | 3- 0        |          |           |
| 3- 0                 | 0- 0 | 0- 0     |           | AWAY           |             | 0- 0          | 1- 0       | 2- 0        |          |           |
| 2- 0                 | 1- 0 | 0- 0     |           | NEUTRAL        |             | 0- 0          | 0- 0       | 1- 0        |          |           |
| 9- 5                 | 2- 3 | 1- 2     |           | CONFERENCE     |             | 3- 0          | 3- 0       | 0- 0        |          |           |
| 5- 2                 | 2- 1 | 0- 1     |           | HOME           |             | 1- 0          | 2- 0       | 0- 0        |          |           |
| 4- 3                 | 0- 2 | 1- 1     |           | AWAY           |             | 2- 0          | 1- 0       | 0- 0        |          |           |
| 0- 0                 | 0- 0 | 0- 0     |           | NEUTRAL        |             | 0- 0          | 0- 0       | 0- 0        |          |           |

| RPI                       | S | Opponent   | Score | RPI | S | Opponent       | Score | RPI | S | Opponent      | Score  | RPI | S | Opponent        | Score |
|---------------------------|---|------------|-------|-----|---|----------------|-------|-----|---|---------------|--------|-----|---|-----------------|-------|
| 1                         | A | Notre Dame | 70 97 | 31  | A | North Carolina | 64 63 | 60  | A | Virginia Tech | 56 54  | 104 | A | St. John's (NY) | 57 53 |
| 3                         | H | Louisville | 49 68 | 41  | A | Clemson        | 68 73 | 67  | H | LSU           | 45 58  | 105 | H | Creighton       | 71 52 |
| 7                         | N | Iowa       | 71 67 | 41  | H | Clemson        | 45 57 | 84  | H | Duke          | 66 62  | 115 | A | Boston College  | 91 71 |
| 8                         | H | NC State   | 75 70 |     |   |                |       | 96  | H | Troy          | 103 67 | 124 | H | Pittsburgh      | 78 46 |
| 18                        | A | Miami (FL) | 54 64 |     |   |                |       | 98  | A | Virginia      | 63 61  | 126 | H | Penn St.        | 87 58 |
| 18                        | H | Miami (FL) | 62 58 |     |   |                |       |     |   |               |        | 128 | H | Wake Forest     | 85 61 |
|                           |   |            |       |     |   |                |       |     |   |               |        | 134 | H | Georgia St.     | 79 43 |
|                           |   |            |       |     |   |                |       |     |   |               |        | 153 | A | Mercer          | 57 56 |
|                           |   |            |       |     |   |                |       |     |   |               |        | 196 | A | Milwaukee       | 87 62 |
|                           |   |            |       |     |   |                |       |     |   |               |        | 220 | H | Florida         | 63 56 |
|                           |   |            |       |     |   |                |       |     |   |               |        | 228 | H | Jacksonville    | 79 46 |
|                           |   |            |       |     |   |                |       |     |   |               |        | 268 | H | North Florida   | 74 53 |
|                           |   |            |       |     |   |                |       |     |   |               |        | 327 | N | Eastern Ky.     | 62 45 |
| LAST 12 Division I GAMES: |   |            |       |     |   |                |       |     |   |               |        |     |   |                 |       |
| 7                         | N | Iowa       | 71 67 | 128 | H | Wake Forest    | 85 61 |     |   |               |        |     |   |                 |       |
| 18                        | A | Miami (FL) | 54 64 | 18  | H | Miami (FL)     | 62 58 |     |   |               |        |     |   |                 |       |
| 124                       | H | Pittsburgh | 78 46 | 60  | A | Virginia Tech  | 56 54 |     |   |               |        |     |   |                 |       |
| 41                        | A | Clemson    | 68 73 | 3   | H | Louisville     | 49 68 |     |   |               |        |     |   |                 |       |
| 1                         | A | Notre Dame | 70 97 | 84  | H | Duke           | 66 62 |     |   |               |        |     |   |                 |       |
| 8                         | H | NC State   | 75 70 | 115 | A | Boston College | 91 71 |     |   |               |        |     |   |                 |       |

Non-Div I Games:

Florida St.

■ Loss, 
 ■ Non-Conf, S Site, 
 ■ Home 
 ■ Away 
 N Neutral

|                              |          |           |                |             |               |          |      |       |           |
|------------------------------|----------|-----------|----------------|-------------|---------------|----------|------|-------|-----------|
| Average RPI Win: <b>206</b>  | WON-LOST | WINNING   | LAST 10        | STRENGTH OF | OPP. STRENGTH | TEAM     | ADJ. | CONF. | ADJ CONF. |
| Average RPI Loss: <b>105</b> | RECORD   | PCT. RANK | GAMES          | SCHEDULE    | OF SCHEDULE   | RPI      | RPI  | RPI   | RPI       |
| DIV. I ONLY                  | 20- 8    | 61        | 1- 0           | 230         | 103           | 117      | 117  | 17    | 17        |
| DIV. I NON-CONF.             | 9- 5     | 104       | 1- 0           | 256         | 23            | 145      | 145  | 16    | 16        |
| -----                        |          |           |                |             |               |          |      |       |           |
| TOTALS                       | RPI 1-25 | RPI 26-50 | W-L RECORDS    | RPI 51-100  | RPI 101-150   | RPI 150+ |      |       |           |
| 20- 8                        | 0- 0     | 0- 1      | OVERALL        | 2- 2        | 3- 5          | 15- 0    |      |       |           |
| 11- 3                        | 0- 0     | 0- 0      | HOME           | 2- 1        | 2- 2          | 7- 0     |      |       |           |
| 7- 4                         | 0- 0     | 0- 0      | AWAY           | 0- 1        | 1- 3          | 6- 0     |      |       |           |
| 2- 1                         | 0- 0     | 0- 1      | NEUTRAL        | 0- 0        | 0- 0          | 2- 0     |      |       |           |
| 9- 5                         | 0- 0     | 0- 1      | NON-CONFERENCE | 2- 1        | 1- 3          | 6- 0     |      |       |           |
| 6- 1                         | 0- 0     | 0- 0      | HOME           | 2- 0        | 1- 1          | 3- 0     |      |       |           |
| 1- 3                         | 0- 0     | 0- 0      | AWAY           | 0- 1        | 0- 2          | 1- 0     |      |       |           |
| 2- 1                         | 0- 0     | 0- 1      | NEUTRAL        | 0- 0        | 0- 0          | 2- 0     |      |       |           |
| 11- 3                        | 0- 0     | 0- 0      | CONFERENCE     | 0- 1        | 2- 2          | 9- 0     |      |       |           |
| 5- 2                         | 0- 0     | 0- 0      | HOME           | 0- 1        | 1- 1          | 4- 0     |      |       |           |
| 6- 1                         | 0- 0     | 0- 0      | AWAY           | 0- 0        | 1- 1          | 5- 0     |      |       |           |
| 0- 0                         | 0- 0     | 0- 0      | NEUTRAL        | 0- 0        | 0- 0          | 0- 0     |      |       |           |

| RPI 1-25                  |   |          |       | RPI 26-50 |   |                 |       | RPI 51-100 |   |              |       | RPI 101+ |   |                   |       | Team's RPI: 117 |  |
|---------------------------|---|----------|-------|-----------|---|-----------------|-------|------------|---|--------------|-------|----------|---|-------------------|-------|-----------------|--|
| RPI                       | S | Opponent | Score | RPI       | S | Opponent        | Score | RPI        | S | Opponent     | Score | RPI      | S | Opponent          | Score |                 |  |
|                           |   |          |       | 26        | N | Texas           | 54 72 | 58         | H | Maine        | 72 64 | 114      | A | Northeastern      | 54 58 |                 |  |
|                           |   |          |       |           |   |                 |       | 62         | H | Middle Tenn. | 61 49 | 118      | H | Charlotte         | 71 64 |                 |  |
|                           |   |          |       |           |   |                 |       | 93         | A | Georgetown   | 38 58 | 122      | A | Dayton            | 50 72 |                 |  |
|                           |   |          |       |           |   |                 |       | 100        | H | VCU          | 44 47 | 124      | A | Pittsburgh        | 62 65 |                 |  |
|                           |   |          |       |           |   |                 |       |            |   |              |       | 126      | H | Penn St.          | 55 72 |                 |  |
|                           |   |          |       |           |   |                 |       |            |   |              |       | 137      | A | Davidson          | 58 42 |                 |  |
|                           |   |          |       |           |   |                 |       |            |   |              |       | 137      | H | Davidson          | 56 60 |                 |  |
|                           |   |          |       |           |   |                 |       |            |   |              |       | 143      | H | Duquesne          | 57 46 |                 |  |
|                           |   |          |       |           |   |                 |       |            |   |              |       | 157      | N | Washington        | 65 57 |                 |  |
|                           |   |          |       |           |   |                 |       |            |   |              |       | 190      | A | Saint Louis       | 56 53 |                 |  |
|                           |   |          |       |           |   |                 |       |            |   |              |       | 190      | H | Saint Louis       | 54 51 |                 |  |
|                           |   |          |       |           |   |                 |       |            |   |              |       | 191      | A | George Washington | 50 38 |                 |  |
|                           |   |          |       |           |   |                 |       |            |   |              |       | 197      | H | George Mason      | 64 53 |                 |  |
|                           |   |          |       |           |   |                 |       |            |   |              |       | 212      | N | Ball St.          | 78 70 |                 |  |
|                           |   |          |       |           |   |                 |       |            |   |              |       | 227      | H | Massachusetts     | 76 64 |                 |  |
|                           |   |          |       |           |   |                 |       |            |   |              |       | 236      | H | Columbia          | 68 49 |                 |  |
|                           |   |          |       |           |   |                 |       |            |   |              |       | 241      | A | St. Bonaventure   | 53 44 |                 |  |
|                           |   |          |       |           |   |                 |       |            |   |              |       | 263      | A | Rhode Island      | 56 38 |                 |  |
|                           |   |          |       |           |   |                 |       |            |   |              |       | 271      | H | Richmond          | 60 48 |                 |  |
|                           |   |          |       |           |   |                 |       |            |   |              |       | 282      | H | Manhattan         | 65 61 |                 |  |
|                           |   |          |       |           |   |                 |       |            |   |              |       | 295      | A | La Salle          | 65 54 |                 |  |
|                           |   |          |       |           |   |                 |       |            |   |              |       | 311      | H | Wagner            | 80 59 |                 |  |
|                           |   |          |       |           |   |                 |       |            |   |              |       | 331      | A | Iona              | 57 40 |                 |  |
| LAST 12 Division I GAMES: |   |          |       |           |   |                 |       |            |   |              |       |          |   |                   |       |                 |  |
|                           |   |          |       | 62        | H | Middle Tenn.    | 61 49 | 197        | H | George Mason | 64 53 |          |   |                   |       |                 |  |
|                           |   |          |       | 26        | N | Texas           | 54 72 | 190        | H | Saint Louis  | 54 51 |          |   |                   |       |                 |  |
|                           |   |          |       | 157       | N | Washington      | 65 57 | 143        | H | Duquesne     | 57 46 |          |   |                   |       |                 |  |
|                           |   |          |       | 227       | H | Massachusetts   | 76 64 | 295        | A | La Salle     | 65 54 |          |   |                   |       |                 |  |
|                           |   |          |       | 241       | A | St. Bonaventure | 53 44 | 137        | H | Davidson     | 56 60 |          |   |                   |       |                 |  |
|                           |   |          |       | 137       | A | Davidson        | 58 42 | 263        | A | Rhode Island | 56 38 |          |   |                   |       |                 |  |

Non-Div I Games:

Fordham

■ Loss, 
 ■ Non-Conf, 
 ■ S Site, 
 ■ H Home 
 ■ A Away 
 N Neutral

Fresno St.

Through Games Of Feb. 26, 2019

| Average RPI Win:  | 212      | WON-LOST  | WINNING        | LAST 10    | STRENGTH OF | OPP. STRENGTH | TEAM | ADJ. | CONF. | ADJ CONF. |
|-------------------|----------|-----------|----------------|------------|-------------|---------------|------|------|-------|-----------|
| Average RPI Loss: | 86       | RECORD    | PCT. RANK      | GAMES      | SCHEDULE    | OF SCHEDULE   | RPI  | RPI  | RPI   | RPI       |
| DIV. I ONLY       | 15- 9    | 108       | 0- 1           | 152        | 112         | 111           | 111  | 15   | 15    |           |
| DIV. I NON-CONF.  | 5- 4     | 139       | 0- 0           | 176        | 46          | 113           | 113  | 13   | 13    |           |
| TOTALS            | RPI 1-25 | RPI 26-50 | W-L RECORDS    | RPI 51-100 | RPI 101-150 | RPI 150+      |      |      |       |           |
| 15- 9             | 0- 1     | 1- 4      | OVERALL        | 1- 2       | 0- 0        | 13- 2         |      |      |       |           |
| 9- 3              | 0- 0     | 1- 1      | HOME           | 1- 1       | 0- 0        | 7- 1          |      |      |       |           |
| 6- 6              | 0- 1     | 0- 3      | AWAY           | 0- 1       | 0- 0        | 6- 1          |      |      |       |           |
| 0- 0              | 0- 0     | 0- 0      | NEUTRAL        | 0- 0       | 0- 0        | 0- 0          |      |      |       |           |
| 5- 4              | 0- 1     | 0- 2      | NON-CONFERENCE | 1- 0       | 0- 0        | 4- 1          |      |      |       |           |
| 4- 0              | 0- 0     | 0- 0      | HOME           | 1- 0       | 0- 0        | 3- 0          |      |      |       |           |
| 1- 4              | 0- 1     | 0- 2      | AWAY           | 0- 0       | 0- 0        | 1- 1          |      |      |       |           |
| 0- 0              | 0- 0     | 0- 0      | NEUTRAL        | 0- 0       | 0- 0        | 0- 0          |      |      |       |           |
| 10- 5             | 0- 0     | 1- 2      | CONFERENCE     | 0- 2       | 0- 0        | 9- 1          |      |      |       |           |
| 5- 3              | 0- 0     | 1- 1      | HOME           | 0- 1       | 0- 0        | 4- 1          |      |      |       |           |
| 5- 2              | 0- 0     | 0- 1      | AWAY           | 0- 1       | 0- 0        | 5- 0          |      |      |       |           |
| 0- 0              | 0- 0     | 0- 0      | NEUTRAL        | 0- 0       | 0- 0        | 0- 0          |      |      |       |           |

| RPI S                     | Opponent      | Score | RPI S | Opponent              | Score | RPI S | Opponent       | Score | RPI S | Opponent         | Score | Team's RPI: 111 |
|---------------------------|---------------|-------|-------|-----------------------|-------|-------|----------------|-------|-------|------------------|-------|-----------------|
| 19                        | A Arizona St. | 52 68 | 33    | A UCLA                | 80 89 | 57    | A Boise St.    | 76 83 | 169   | H Santa Clara    | 80 53 |                 |
|                           |               |       | 45    | H Wyoming             | 56 63 | 57    | H Boise St.    | 60 72 | 187   | A Eastern Wash.  | 68 58 |                 |
|                           |               |       | 48    | A New Mexico          | 73 82 | 94    | H UT Arlington | 70 61 | 189   | A Utah St.       | 64 53 |                 |
|                           |               |       | 48    | H New Mexico          | 77 70 |       |                |       | 189   | H Utah St.       | 70 59 |                 |
|                           |               |       | 49    | A Southern California | 61 62 |       |                |       | 196   | H Milwaukee      | 65 48 |                 |
|                           |               |       |       |                       |       |       |                |       | 199   | H UNLV           | 73 55 |                 |
|                           |               |       |       |                       |       |       |                |       | 219   | A Nevada         | 79 63 |                 |
|                           |               |       |       |                       |       |       |                |       | 219   | H Nevada         | 41 57 |                 |
|                           |               |       |       |                       |       |       |                |       | 226   | A San Diego St.  | 87 81 |                 |
|                           |               |       |       |                       |       |       |                |       | 249   | A Northern Ariz. | 73 86 |                 |
|                           |               |       |       |                       |       |       |                |       | 276   | A Colorado St.   | 66 55 |                 |
|                           |               |       |       |                       |       |       |                |       | 276   | H Colorado St.   | 57 54 |                 |
|                           |               |       |       |                       |       |       |                |       | 291   | A Air Force      | 77 70 |                 |
|                           |               |       |       |                       |       |       |                |       | 309   | H San Jose St.   | 77 48 |                 |
|                           |               |       |       |                       |       |       |                |       | 313   | H Cal Poly       | 76 58 |                 |
| LAST 12 Division I GAMES: |               |       |       |                       |       |       |                |       |       |                  |       |                 |
| 219                       | H Nevada      | 41 57 | 48    | A New Mexico          | 73 82 |       |                |       |       |                  |       |                 |
| 291                       | A Air Force   | 77 70 | 45    | H Wyoming             | 56 63 |       |                |       |       |                  |       |                 |
| 48                        | H New Mexico  | 77 70 | 276   | H Colorado St.        | 57 54 |       |                |       |       |                  |       |                 |
| 57                        | A Boise St.   | 76 83 | 226   | A San Diego St.       | 87 81 |       |                |       |       |                  |       |                 |
| 199                       | H UNLV        | 73 55 | 57    | H Boise St.           | 60 72 |       |                |       |       |                  |       |                 |
| 189                       | A Utah St.    | 64 53 | 219   | A Nevada              | 79 63 |       |                |       |       |                  |       |                 |

Non-Div I Games: Stanislaus St. 86 51 Fresno Pacific 90 51

Fresno St.

Loss, Non-Conf, S Site, H Home A Away N Neutral

|                   |          |           |                |            |             |               |      |      |       |           |
|-------------------|----------|-----------|----------------|------------|-------------|---------------|------|------|-------|-----------|
| Average RPI Win:  | 282      | WON-LOST  | WINNING        | LAST 10    | STRENGTH OF | OPP. STRENGTH | TEAM | ADJ. | CONF. | ADJ CONF. |
| Average RPI Loss: | 154      | RECORD    | PCT. RANK      | GAMES      | SCHEDULE    | OF SCHEDULE   | RPI  | RPI  | RPI   | RPI       |
| DIV. I ONLY       | 15- 10   | 118       | 0- 1           | 335        | 234         | 216           | 216  | 28   | 28    |           |
| DIV. I NON-CONF.  | 7- 6     | 153       | 0- 0           | 268        | 231         | 205           | 205  | 24   | 24    |           |
| TOTALS            | RPI 1-25 | RPI 26-50 | W-L RECORDS    | RPI 51-100 | RPI 101-150 | RPI 150+      |      |      |       |           |
| 15- 10            | 0- 2     | 0- 0      | OVERALL        | 0- 2       | 0- 0        | 15- 6         |      |      |       |           |
| 11- 2             | 0- 0     | 0- 0      | HOME           | 0- 1       | 0- 0        | 11- 1         |      |      |       |           |
| 3- 7              | 0- 2     | 0- 0      | AWAY           | 0- 1       | 0- 0        | 3- 4          |      |      |       |           |
| 1- 1              | 0- 0     | 0- 0      | NEUTRAL        | 0- 0       | 0- 0        | 1- 1          |      |      |       |           |
| 7- 6              | 0- 2     | 0- 0      | NON-CONFERENCE | 0- 2       | 0- 0        | 7- 2          |      |      |       |           |
| 5- 1              | 0- 0     | 0- 0      | HOME           | 0- 1       | 0- 0        | 5- 0          |      |      |       |           |
| 1- 4              | 0- 2     | 0- 0      | AWAY           | 0- 1       | 0- 0        | 1- 1          |      |      |       |           |
| 1- 1              | 0- 0     | 0- 0      | NEUTRAL        | 0- 0       | 0- 0        | 1- 1          |      |      |       |           |
| 8- 4              | 0- 0     | 0- 0      | CONFERENCE     | 0- 0       | 0- 0        | 8- 4          |      |      |       |           |
| 6- 1              | 0- 0     | 0- 0      | HOME           | 0- 0       | 0- 0        | 6- 1          |      |      |       |           |
| 2- 3              | 0- 0     | 0- 0      | AWAY           | 0- 0       | 0- 0        | 2- 3          |      |      |       |           |
| 0- 0              | 0- 0     | 0- 0      | NEUTRAL        | 0- 0       | 0- 0        | 0- 0          |      |      |       |           |

| RPI                       | S | Opponent        | Score  | RPI | S | Opponent       | Score | RPI | S | Opponent     | Score | RPI | S | Opponent           | Score | Team's RPI: 216 |
|---------------------------|---|-----------------|--------|-----|---|----------------|-------|-----|---|--------------|-------|-----|---|--------------------|-------|-----------------|
| 9                         | A | Mississippi St. | 41 106 |     |   |                |       | 62  | H | Middle Tenn. | 71 78 | 153 | H | Mercer             | 60 75 |                 |
| 16                        | A | South Carolina  | 53 66  |     |   |                |       | 97  | A | Georgia      | 38 61 | 162 | A | Chattanooga        | 53 73 |                 |
|                           |   |                 |        |     |   |                |       |     |   |              |       | 162 | H | Chattanooga        | 61 54 |                 |
|                           |   |                 |        |     |   |                |       |     |   |              |       | 186 | H | UNC Asheville      | 58 47 |                 |
|                           |   |                 |        |     |   |                |       |     |   |              |       | 235 | N | Western Ill.       | 78 85 |                 |
|                           |   |                 |        |     |   |                |       |     |   |              |       | 244 | H | Gardner-Webb       | 70 57 |                 |
|                           |   |                 |        |     |   |                |       |     |   |              |       | 254 | A | ETSU               | 70 75 |                 |
|                           |   |                 |        |     |   |                |       |     |   |              |       | 254 | H | ETSU               | 57 55 |                 |
|                           |   |                 |        |     |   |                |       |     |   |              |       | 259 | A | Wofford            | 75 84 |                 |
|                           |   |                 |        |     |   |                |       |     |   |              |       | 259 | H | Wofford            | 63 50 |                 |
|                           |   |                 |        |     |   |                |       |     |   |              |       | 286 | H | Samford            | 57 36 |                 |
|                           |   |                 |        |     |   |                |       |     |   |              |       | 287 | A | Col. of Charleston | 70 67 |                 |
|                           |   |                 |        |     |   |                |       |     |   |              |       | 292 | N | Fairfield          | 77 70 |                 |
|                           |   |                 |        |     |   |                |       |     |   |              |       | 297 | A | Kennesaw St.       | 63 74 |                 |
|                           |   |                 |        |     |   |                |       |     |   |              |       | 303 | A | UNC Greensboro     | 59 49 |                 |
|                           |   |                 |        |     |   |                |       |     |   |              |       | 303 | H | UNC Greensboro     | 64 61 |                 |
|                           |   |                 |        |     |   |                |       |     |   |              |       | 304 | H | Fla. Atlantic      | 73 57 |                 |
|                           |   |                 |        |     |   |                |       |     |   |              |       | 330 | H | Presbyterian       | 76 68 |                 |
|                           |   |                 |        |     |   |                |       |     |   |              |       | 339 | A | Western Caro.      | 53 28 |                 |
|                           |   |                 |        |     |   |                |       |     |   |              |       | 339 | H | Western Caro.      | 65 55 |                 |
|                           |   |                 |        |     |   |                |       |     |   |              |       | 342 | H | USC Upstate        | 78 67 |                 |
| LAST 12 Division I GAMES: |   |                 |        |     |   |                |       |     |   |              |       |     |   |                    |       |                 |
| 259                       | A | Wofford         | 75 84  | 286 | H | Samford        | 57 36 |     |   |              |       |     |   |                    |       |                 |
| 254                       | H | ETSU            | 57 55  | 259 | H | Wofford        | 63 50 |     |   |              |       |     |   |                    |       |                 |
| 162                       | H | Chattanooga     | 61 54  | 162 | A | Chattanooga    | 53 73 |     |   |              |       |     |   |                    |       |                 |
| 303                       | A | UNC Greensboro  | 59 49  | 254 | A | ETSU           | 70 75 |     |   |              |       |     |   |                    |       |                 |
| 339                       | A | Western Caro.   | 53 28  | 339 | H | Western Caro.  | 65 55 |     |   |              |       |     |   |                    |       |                 |
| 153                       | H | Mercer          | 60 75  | 303 | H | UNC Greensboro | 64 61 |     |   |              |       |     |   |                    |       |                 |

Non-Div I Games: Coker 71 42 North Greenville 74 78

Furman

Loss, Non-Conf, S Site, H Home A Away N Neutral

## Ga. Southern

Through Games Of Feb. 26, 2019

|                   |          |           |                |            |             |               |      |      |       |           |
|-------------------|----------|-----------|----------------|------------|-------------|---------------|------|------|-------|-----------|
| Average RPI Win:  | 267      | WON-LOST  | WINNING        | LAST 10    | STRENGTH OF | OPP. STRENGTH | TEAM | ADJ. | CONF. | ADJ CONF. |
| Average RPI Loss: | 163      | RECORD    | PCT. RANK      | GAMES      | SCHEDULE    | OF SCHEDULE   | RPI  | RPI  | RPI   | RPI       |
| DIV. I ONLY       | 6- 19    | 300       | 0- 1           | 149        | 299         | 284           | 284  | 12   | 12    |           |
| DIV. I NON-CONF.  | 4- 6     | 212       | 0- 0           | 193        | 349         | 225           | 225  | 14   | 14    |           |
| TOTALS            | RPI 1-25 | RPI 26-50 | W-L RECORDS    | RPI 51-100 | RPI 101-150 | RPI 150+      |      |      |       |           |
| 6- 19             | 0- 0     | 0- 0      | OVERALL        | 0- 6       | 0- 4        | 6- 9          |      |      |       |           |
| 3- 10             | 0- 0     | 0- 0      | HOME           | 0- 2       | 0- 3        | 3- 5          |      |      |       |           |
| 3- 9              | 0- 0     | 0- 0      | AWAY           | 0- 4       | 0- 1        | 3- 4          |      |      |       |           |
| 0- 0              | 0- 0     | 0- 0      | NEUTRAL        | 0- 0       | 0- 0        | 0- 0          |      |      |       |           |
| 4- 6              | 0- 0     | 0- 0      | NON-CONFERENCE | 0- 2       | 0- 0        | 4- 4          |      |      |       |           |
| 2- 2              | 0- 0     | 0- 0      | HOME           | 0- 0       | 0- 0        | 2- 2          |      |      |       |           |
| 2- 4              | 0- 0     | 0- 0      | AWAY           | 0- 2       | 0- 0        | 2- 2          |      |      |       |           |
| 0- 0              | 0- 0     | 0- 0      | NEUTRAL        | 0- 0       | 0- 0        | 0- 0          |      |      |       |           |
| 2- 13             | 0- 0     | 0- 0      | CONFERENCE     | 0- 4       | 0- 4        | 2- 5          |      |      |       |           |
| 1- 8              | 0- 0     | 0- 0      | HOME           | 0- 2       | 0- 3        | 1- 3          |      |      |       |           |
| 1- 5              | 0- 0     | 0- 0      | AWAY           | 0- 2       | 0- 1        | 1- 2          |      |      |       |           |
| 0- 0              | 0- 0     | 0- 0      | NEUTRAL        | 0- 0       | 0- 0        | 0- 0          |      |      |       |           |

| RPI S                     | Opponent | Score           | RPI S | Opponent | Score | RPI S | Opponent        | Score  | RPI S | Opponent          | Score | Team's RPI: 284 |
|---------------------------|----------|-----------------|-------|----------|-------|-------|-----------------|--------|-------|-------------------|-------|-----------------|
|                           |          |                 |       |          |       | 60    | A Virginia Tech | 49 78  | 101   | A South Alabama   | 60 73 |                 |
|                           |          |                 |       |          |       | 94    | A UT Arlington  | 48 81  | 101   | H South Alabama   | 53 69 |                 |
|                           |          |                 |       |          |       | 94    | H UT Arlington  | 53 74  | 134   | H Georgia St.     | 66 83 |                 |
|                           |          |                 |       |          |       | 96    | A Troy          | 78 100 | 142   | H Appalachian St. | 52 70 |                 |
|                           |          |                 |       |          |       | 96    | H Troy          | 81 97  | 152   | A Stony Brook     | 43 72 |                 |
|                           |          |                 |       |          |       | 97    | A Georgia       | 38 81  | 153   | H Mercer          | 72 79 |                 |
|                           |          |                 |       |          |       |       |                 |        | 163   | H Coastal Caro.   | 73 76 |                 |
|                           |          |                 |       |          |       |       |                 |        | 168   | A Texas St.       | 65 55 |                 |
|                           |          |                 |       |          |       |       |                 |        | 168   | H Texas St.       | 52 64 |                 |
|                           |          |                 |       |          |       |       |                 |        | 207   | H Bethune-Cookman | 77 76 |                 |
|                           |          |                 |       |          |       |       |                 |        | 258   | A Louisiana       | 48 59 |                 |
|                           |          |                 |       |          |       |       |                 |        | 258   | H Louisiana       | 79 71 |                 |
|                           |          |                 |       |          |       |       |                 |        | 259   | H Wofford         | 65 81 |                 |
|                           |          |                 |       |          |       |       |                 |        | 289   | H Winthrop        | 64 55 |                 |
|                           |          |                 |       |          |       |       |                 |        | 297   | A Kennesaw St.    | 59 78 |                 |
|                           |          |                 |       |          |       |       |                 |        | 316   | A La.-Monroe      | 57 58 |                 |
|                           |          |                 |       |          |       |       |                 |        | 316   | H La.-Monroe      | 62 80 |                 |
|                           |          |                 |       |          |       |       |                 |        | 330   | A Presbyterian    | 69 68 |                 |
|                           |          |                 |       |          |       |       |                 |        | 349   | A Savannah St.    | 82 71 |                 |
| LAST 12 Division I GAMES: |          |                 |       |          |       |       |                 |        |       |                   |       |                 |
| 142                       | H        | Appalachian St. | 52    | 70       | 134   | H     | Georgia St.     | 66     | 83    |                   |       |                 |
| 163                       | H        | Coastal Caro.   | 73    | 76       | 168   | A     | Texas St.       | 65     | 55    |                   |       |                 |
| 96                        | A        | Troy            | 78    | 100      | 94    | A     | UT Arlington    | 48     | 81    |                   |       |                 |
| 101                       | A        | South Alabama   | 60    | 73       | 101   | H     | South Alabama   | 53     | 69    |                   |       |                 |
| 316                       | H        | La.-Monroe      | 62    | 80       | 96    | H     | Troy            | 81     | 97    |                   |       |                 |
| 258                       | H        | Louisiana       | 79    | 71       | 258   | A     | Louisiana       | 48     | 59    |                   |       |                 |

Non-Div I Games: Coastal Ga. 68 46

Ga. Southern

■ Loss, 
 ■ Non-Conf, S Site, 
 ■ Home 
 ■ Away 
 N Neutral

|                   |          |           |                |            |             |               |      |      |       |           |
|-------------------|----------|-----------|----------------|------------|-------------|---------------|------|------|-------|-----------|
| Average RPI Win:  | 262      | WON-LOST  | WINNING        | LAST 10    | STRENGTH OF | OPP. STRENGTH | TEAM | ADJ. | CONF. | ADJ CONF. |
| Average RPI Loss: | 194      | RECORD    | PCT. RANK      | GAMES      | SCHEDULE    | OF SCHEDULE   | RPI  | RPI  | RPI   | RPI       |
| DIV. I ONLY       | 11- 14   | 211       | 0- 1           | 263        | 317         | 244           | 244  | 27   | 27    |           |
| DIV. I NON-CONF.  | 3- 6     | 241       | 0- 0           | 200        | 301         | 229           | 229  | 29   | 29    |           |
| TOTALS            | RPI 1-25 | RPI 26-50 | W-L RECORDS    | RPI 51-100 | RPI 101-150 | RPI 150+      |      |      |       |           |
| 11- 14            | 0- 0     | 0- 0      | OVERALL        | 0- 2       | 1- 4        | 10- 8         |      |      |       |           |
| 6- 5              | 0- 0     | 0- 0      | HOME           | 0- 0       | 1- 2        | 5- 3          |      |      |       |           |
| 5- 9              | 0- 0     | 0- 0      | AWAY           | 0- 2       | 0- 2        | 5- 5          |      |      |       |           |
| 0- 0              | 0- 0     | 0- 0      | NEUTRAL        | 0- 0       | 0- 0        | 0- 0          |      |      |       |           |
| 3- 6              | 0- 0     | 0- 0      | NON-CONFERENCE | 0- 1       | 1- 2        | 2- 3          |      |      |       |           |
| 1- 2              | 0- 0     | 0- 0      | HOME           | 0- 0       | 1- 1        | 0- 1          |      |      |       |           |
| 2- 4              | 0- 0     | 0- 0      | AWAY           | 0- 1       | 0- 1        | 2- 2          |      |      |       |           |
| 0- 0              | 0- 0     | 0- 0      | NEUTRAL        | 0- 0       | 0- 0        | 0- 0          |      |      |       |           |
| 8- 8              | 0- 0     | 0- 0      | CONFERENCE     | 0- 1       | 0- 2        | 8- 5          |      |      |       |           |
| 5- 3              | 0- 0     | 0- 0      | HOME           | 0- 0       | 0- 1        | 5- 2          |      |      |       |           |
| 3- 5              | 0- 0     | 0- 0      | AWAY           | 0- 1       | 0- 1        | 3- 3          |      |      |       |           |
| 0- 0              | 0- 0     | 0- 0      | NEUTRAL        | 0- 0       | 0- 0        | 0- 0          |      |      |       |           |

| RPI 1-25                  |   |          |       | RPI 26-50 |   |                |       | RPI 51-100 |   |          |       | RPI 101+       |     |                |            | Team's RPI: 244 |    |
|---------------------------|---|----------|-------|-----------|---|----------------|-------|------------|---|----------|-------|----------------|-----|----------------|------------|-----------------|----|
| RPI                       | S | Opponent | Score | RPI       | S | Opponent       | Score | RPI        | S | Opponent | Score | RPI            | S   | Opponent       | Score      |                 |    |
|                           |   |          |       |           |   |                |       | 65         | A | Drexel   | 48    | 65             | 123 | A              | High Point | 70              | 78 |
|                           |   |          |       |           |   |                |       | 76         | A | Radford  | 69    | 79             | 123 | H              | High Point | 61              | 78 |
|                           |   |          |       |           |   |                |       |            |   |          |       | 131            | H   | Morehead St.   | 69         | 84              |    |
|                           |   |          |       |           |   |                |       |            |   |          |       | 137            | H   | Davidson       | 54         | 49              |    |
|                           |   |          |       |           |   |                |       |            |   |          |       | 149            | A   | Delaware       | 45         | 69              |    |
|                           |   |          |       |           |   |                |       |            |   |          |       | 186            | H   | UNC Asheville  | 69         | 59              |    |
|                           |   |          |       |           |   |                |       |            |   |          |       | 200            | A   | Hampton        | 80         | 82              |    |
|                           |   |          |       |           |   |                |       |            |   |          |       | 200            | H   | Hampton        | 68         | 46              |    |
|                           |   |          |       |           |   |                |       |            |   |          |       | 214            | A   | Campbell       | 52         | 38              |    |
|                           |   |          |       |           |   |                |       |            |   |          |       | 214            | H   | Campbell       | 63         | 69              |    |
|                           |   |          |       |           |   |                |       |            |   |          |       | 216            | A   | Furman         | 57         | 70              |    |
|                           |   |          |       |           |   |                |       |            |   |          |       | 220            | A   | Florida        | 60         | 58              |    |
|                           |   |          |       |           |   |                |       |            |   |          |       | 238            | H   | Mt. St. Mary's | 62         | 69              |    |
|                           |   |          |       |           |   |                |       |            |   |          |       | 259            | A   | Wofford        | 53         | 59              |    |
|                           |   |          |       |           |   |                |       |            |   |          |       | 289            | A   | Winthrop       | 65         | 52              |    |
|                           |   |          |       |           |   |                |       |            |   |          |       | 289            | H   | Winthrop       | 62         | 64              |    |
|                           |   |          |       |           |   |                |       |            |   |          |       | 293            | A   | Charleston So. | 58         | 66              |    |
|                           |   |          |       |           |   |                |       |            |   |          |       | 293            | H   | Charleston So. | 75         | 65              |    |
|                           |   |          |       |           |   |                |       |            |   |          |       | 330            | A   | Presbyterian   | 66         | 58              |    |
|                           |   |          |       |           |   |                |       |            |   |          |       | 335            | A   | Longwood       | 79         | 85              |    |
|                           |   |          |       |           |   |                |       |            |   |          |       | 335            | H   | Longwood       | 80         | 78              |    |
|                           |   |          |       |           |   |                |       |            |   |          |       | 339            | A   | Western Caro.  | 62         | 52              |    |
|                           |   |          |       |           |   |                |       |            |   |          |       | 342            | H   | USC Upstate    | 92         | 72              |    |
| LAST 12 Division I GAMES: |   |          |       |           |   |                |       |            |   |          |       |                |     |                |            |                 |    |
|                           |   |          |       | 293       | A | Charleston So. | 58    | 66         |   | 76       | A     | Radford        | 69  | 79             |            |                 |    |
|                           |   |          |       | 123       | A | High Point     | 70    | 78         |   | 335      | A     | Longwood       | 79  | 85             |            |                 |    |
|                           |   |          |       | 200       | H | Hampton        | 68    | 46         |   | 293      | H     | Charleston So. | 75  | 65             |            |                 |    |
|                           |   |          |       | 214       | H | Campbell       | 63    | 69         |   | 200      | A     | Hampton        | 80  | 82             |            |                 |    |
|                           |   |          |       | 289       | A | Winthrop       | 65    | 52         |   | 342      | H     | USC Upstate    | 92  | 72             |            |                 |    |
|                           |   |          |       | 335       | H | Longwood       | 80    | 78         |   | 289      | H     | Winthrop       | 62  | 64             |            |                 |    |

Non-Div I Games: Converse 79 51 Pfeiffer 82 46 Warren Wilson 100 37

Gardner-Webb

Loss, Non-Conf, S Site, H Home A Away N Neutral

## George Mason

Through Games Of Feb. 26, 2019

|                   |          |           |                |            |             |               |      |      |       |           |
|-------------------|----------|-----------|----------------|------------|-------------|---------------|------|------|-------|-----------|
| Average RPI Win:  | 240      | WON-LOST  | WINNING        | LAST 10    | STRENGTH OF | OPP. STRENGTH | TEAM | ADJ. | CONF. | ADJ CONF. |
| Average RPI Loss: | 155      | RECORD    | PCT. RANK      | GAMES      | SCHEDULE    | OF SCHEDULE   | RPI  | RPI  | RPI   | RPI       |
| DIV. I ONLY       | 15- 12   | 145       | 1- 0           | 312        | 160         | 197           | 197  | 17   | 17    |           |
| DIV. I NON-CONF.  | 8- 5     | 119       | 0- 0           | 310        | 198         | 186           | 186  | 16   | 16    |           |
| TOTALS            | RPI 1-25 | RPI 26-50 | W-L RECORDS    | RPI 51-100 | RPI 101-150 | RPI 150+      |      |      |       |           |
| 15- 12            | 0- 0     | 0- 0      | OVERALL        | 0- 3       | 2- 4        | 13- 5         |      |      |       |           |
| 9- 4              | 0- 0     | 0- 0      | HOME           | 0- 2       | 2- 1        | 7- 1          |      |      |       |           |
| 6- 8              | 0- 0     | 0- 0      | AWAY           | 0- 1       | 0- 3        | 6- 4          |      |      |       |           |
| 0- 0              | 0- 0     | 0- 0      | NEUTRAL        | 0- 0       | 0- 0        | 0- 0          |      |      |       |           |
| 8- 5              | 0- 0     | 0- 0      | NON-CONFERENCE | 0- 2       | 1- 1        | 7- 2          |      |      |       |           |
| 5- 1              | 0- 0     | 0- 0      | HOME           | 0- 1       | 1- 0        | 4- 0          |      |      |       |           |
| 3- 4              | 0- 0     | 0- 0      | AWAY           | 0- 1       | 0- 1        | 3- 2          |      |      |       |           |
| 0- 0              | 0- 0     | 0- 0      | NEUTRAL        | 0- 0       | 0- 0        | 0- 0          |      |      |       |           |
| 7- 7              | 0- 0     | 0- 0      | CONFERENCE     | 0- 1       | 1- 3        | 6- 3          |      |      |       |           |
| 4- 3              | 0- 0     | 0- 0      | HOME           | 0- 1       | 1- 1        | 3- 1          |      |      |       |           |
| 3- 4              | 0- 0     | 0- 0      | AWAY           | 0- 0       | 0- 2        | 3- 2          |      |      |       |           |
| 0- 0              | 0- 0     | 0- 0      | NEUTRAL        | 0- 0       | 0- 0        | 0- 0          |      |      |       |           |

| RPI 1-25                  |   |                   |       | RPI 26-50 |     |          |                   | RPI 51-100 |    |          |       | RPI 101+ |     |          |                    | Team's RPI: 197 |    |
|---------------------------|---|-------------------|-------|-----------|-----|----------|-------------------|------------|----|----------|-------|----------|-----|----------|--------------------|-----------------|----|
| RPI                       | S | Opponent          | Score | RPI       | S   | Opponent | Score             | RPI        | S  | Opponent | Score | RPI      | S   | Opponent | Score              |                 |    |
|                           |   |                   |       |           |     |          |                   | 78         | A  | American | 71    | 86       | 117 | A        | Fordham            | 53              | 64 |
|                           |   |                   |       |           |     |          |                   | 91         | H  | Houston  | 56    | 66       | 122 | H        | Dayton             | 54              | 51 |
|                           |   |                   |       |           |     |          |                   | 100        | H  | VCU      | 38    | 62       | 137 | A        | Davidson           | 59              | 67 |
|                           |   |                   |       |           |     |          |                   |            |    |          |       |          | 140 | A        | Kansas             | 56              | 77 |
|                           |   |                   |       |           |     |          |                   |            |    |          |       |          | 143 | H        | Duquesne           | 57              | 60 |
|                           |   |                   |       |           |     |          |                   |            |    |          |       |          | 149 | H        | Delaware           | 72              | 46 |
|                           |   |                   |       |           |     |          |                   |            |    |          |       |          | 157 | A        | Washington         | 52              | 81 |
|                           |   |                   |       |           |     |          |                   |            |    |          |       |          | 190 | A        | Saint Louis        | 53              | 60 |
|                           |   |                   |       |           |     |          |                   |            |    |          |       |          | 191 | A        | George Washington  | 64              | 60 |
|                           |   |                   |       |           |     |          |                   |            |    |          |       |          | 191 | H        | George Washington  | 61              | 46 |
|                           |   |                   |       |           |     |          |                   |            |    |          |       |          | 193 | H        | UMES               | 70              | 49 |
|                           |   |                   |       |           |     |          |                   |            |    |          |       |          | 224 | A        | Howard             | 59              | 73 |
|                           |   |                   |       |           |     |          |                   |            |    |          |       |          | 227 | A        | Massachusetts      | 70              | 52 |
|                           |   |                   |       |           |     |          |                   |            |    |          |       |          | 237 | A        | UMKC               | 91              | 84 |
|                           |   |                   |       |           |     |          |                   |            |    |          |       |          | 241 | A        | St. Bonaventure    | 55              | 64 |
|                           |   |                   |       |           |     |          |                   |            |    |          |       |          | 241 | H        | St. Bonaventure    | 57              | 68 |
|                           |   |                   |       |           |     |          |                   |            |    |          |       |          | 255 | H        | Colgate            | 64              | 61 |
|                           |   |                   |       |           |     |          |                   |            |    |          |       |          | 263 | H        | Rhode Island       | 75              | 69 |
|                           |   |                   |       |           |     |          |                   |            |    |          |       |          | 271 | A        | Richmond           | 67              | 52 |
|                           |   |                   |       |           |     |          |                   |            |    |          |       |          | 287 | H        | Col. of Charleston | 66              | 52 |
|                           |   |                   |       |           |     |          |                   |            |    |          |       |          | 291 | A        | Air Force          | 78              | 71 |
|                           |   |                   |       |           |     |          |                   |            |    |          |       |          | 295 | H        | La Salle           | 59              | 42 |
|                           |   |                   |       |           |     |          |                   |            |    |          |       |          | 296 | H        | Loyola Maryland    | 70              | 38 |
|                           |   |                   |       |           |     |          |                   |            |    |          |       |          | 327 | A        | Eastern Ky.        | 91              | 75 |
| LAST 12 Division I GAMES: |   |                   |       |           |     |          |                   |            |    |          |       |          |     |          |                    |                 |    |
| 122                       | H | Dayton            | 54    | 51        | 241 | A        | St. Bonaventure   | 55         | 64 |          |       |          |     |          |                    |                 |    |
| 271                       | A | Richmond          | 67    | 52        | 190 | A        | Saint Louis       | 53         | 60 |          |       |          |     |          |                    |                 |    |
| 100                       | H | VCU               | 38    | 62        | 263 | H        | Rhode Island      | 75         | 69 |          |       |          |     |          |                    |                 |    |
| 295                       | H | La Salle          | 59    | 42        | 191 | A        | George Washington | 64         | 60 |          |       |          |     |          |                    |                 |    |
| 117                       | A | Fordham           | 53    | 64        | 227 | A        | Massachusetts     | 70         | 52 |          |       |          |     |          |                    |                 |    |
| 191                       | H | George Washington | 61    | 46        | 143 | H        | Duquesne          | 57         | 60 |          |       |          |     |          |                    |                 |    |

Non-Div I Games:

George Mason

■ Loss, 
 ■ Non-Conf, 
 ■ S Site, 
 ■ H Home 
 ■ A Away 
 N Neutral



## George Washington

Through Games Of Feb. 26, 2019

|                   |          |           |                |            |             |               |      |      |       |           |
|-------------------|----------|-----------|----------------|------------|-------------|---------------|------|------|-------|-----------|
| Average RPI Win:  | 177      | WON-LOST  | WINNING        | LAST 10    | STRENGTH OF | OPP. STRENGTH | TEAM | ADJ. | CONF. | ADJ CONF. |
| Average RPI Loss: | 139      | RECORD    | PCT. RANK      | GAMES      | SCHEDULE    | OF SCHEDULE   | RPI  | RPI  | RPI   | RPI       |
| DIV. I ONLY       | 10- 17   | 250       | 1- 0           | 87         | 158         | 191           | 191  | 17   | 17    |           |
| DIV. I NON-CONF.  | 3- 10    | 278       | 0- 0           | 39         | 105         | 216           | 216  | 16   | 16    |           |
| TOTALS            | RPI 1-25 | RPI 26-50 | W-L RECORDS    | RPI 51-100 | RPI 101-150 | RPI 150+      |      |      |       |           |
| 10- 17            | 0- 2     | 0- 2      | OVERALL        | 2- 1       | 3- 4        | 5- 8          |      |      |       |           |
| 6- 8              | 0- 1     | 0- 0      | HOME           | 2- 1       | 2- 2        | 2- 4          |      |      |       |           |
| 4- 7              | 0- 0     | 0- 1      | AWAY           | 0- 0       | 1- 2        | 3- 4          |      |      |       |           |
| 0- 2              | 0- 1     | 0- 1      | NEUTRAL        | 0- 0       | 0- 0        | 0- 0          |      |      |       |           |
| 3- 10             | 0- 2     | 0- 2      | NON-CONFERENCE | 1- 1       | 1- 1        | 1- 4          |      |      |       |           |
| 3- 4              | 0- 1     | 0- 0      | HOME           | 1- 1       | 1- 0        | 1- 2          |      |      |       |           |
| 0- 4              | 0- 0     | 0- 1      | AWAY           | 0- 0       | 0- 1        | 0- 2          |      |      |       |           |
| 0- 2              | 0- 1     | 0- 1      | NEUTRAL        | 0- 0       | 0- 0        | 0- 0          |      |      |       |           |
| 7- 7              | 0- 0     | 0- 0      | CONFERENCE     | 1- 0       | 2- 3        | 4- 4          |      |      |       |           |
| 3- 4              | 0- 0     | 0- 0      | HOME           | 1- 0       | 1- 2        | 1- 2          |      |      |       |           |
| 4- 3              | 0- 0     | 0- 0      | AWAY           | 0- 0       | 1- 1        | 3- 2          |      |      |       |           |
| 0- 0              | 0- 0     | 0- 0      | NEUTRAL        | 0- 0       | 0- 0        | 0- 0          |      |      |       |           |

| RPI 1-25                  |   |                 |       | RPI 26-50 |   |               |       | RPI 51-100 |   |           |       | RPI 101+ Team's RPI: 191 |   |                 |       |
|---------------------------|---|-----------------|-------|-----------|---|---------------|-------|------------|---|-----------|-------|--------------------------|---|-----------------|-------|
| RPI                       | S | Opponent        | Score | RPI       | S | Opponent      | Score | RPI        | S | Opponent  | Score | RPI                      | S | Opponent        | Score |
| 8                         | N | NC State        | 61 69 | 36        | A | James Madison | 37 50 | 52         | H | Villanova | 45 60 | 107                      | H | Towson          | 76 63 |
| 13                        | H | Maryland        | 30 69 | 40        | N | Georgia Tech  | 55 70 | 66         | H | Princeton | 64 49 | 117                      | H | Fordham         | 38 50 |
|                           |   |                 |       |           |   |               |       | 100        | H | VCU       | 57 48 | 122                      | A | Dayton          | 53 62 |
|                           |   |                 |       |           |   |               |       |            |   |           |       | 122                      | H | Dayton          | 46 45 |
|                           |   |                 |       |           |   |               |       |            |   |           |       | 133                      | A | South Fla.      | 30 63 |
|                           |   |                 |       |           |   |               |       |            |   |           |       | 137                      | H | Davidson        | 42 62 |
|                           |   |                 |       |           |   |               |       |            |   |           |       | 143                      | A | Duquesne        | 55 54 |
|                           |   |                 |       |           |   |               |       |            |   |           |       | 153                      | H | Mercer          | 53 61 |
|                           |   |                 |       |           |   |               |       |            |   |           |       | 170                      | A | William & Mary  | 59 73 |
|                           |   |                 |       |           |   |               |       |            |   |           |       | 190                      | A | Saint Louis     | 44 60 |
|                           |   |                 |       |           |   |               |       |            |   |           |       | 197                      | A | George Mason    | 46 61 |
|                           |   |                 |       |           |   |               |       |            |   |           |       | 197                      | H | George Mason    | 60 64 |
|                           |   |                 |       |           |   |               |       |            |   |           |       | 210                      | H | Memphis         | 51 38 |
|                           |   |                 |       |           |   |               |       |            |   |           |       | 227                      | A | Massachusetts   | 66 59 |
|                           |   |                 |       |           |   |               |       |            |   |           |       | 230                      | H | Saint Joseph's  | 38 41 |
|                           |   |                 |       |           |   |               |       |            |   |           |       | 232                      | H | Monmouth        | 51 55 |
|                           |   |                 |       |           |   |               |       |            |   |           |       | 241                      | H | St. Bonaventure | 57 44 |
|                           |   |                 |       |           |   |               |       |            |   |           |       | 263                      | A | Rhode Island    | 64 59 |
|                           |   |                 |       |           |   |               |       |            |   |           |       | 295                      | A | La Salle        | 67 59 |
|                           |   |                 |       |           |   |               |       |            |   |           |       | 331                      | A | Iona            | 43 52 |
| LAST 12 Division I GAMES: |   |                 |       |           |   |               |       |            |   |           |       |                          |   |                 |       |
| 241                       | H | St. Bonaventure | 57 44 | 137       | H | Davidson      | 42 62 |            |   |           |       |                          |   |                 |       |
| 227                       | A | Massachusetts   | 66 59 | 143       | A | Duquesne      | 55 54 |            |   |           |       |                          |   |                 |       |
| 122                       | A | Dayton          | 53 62 | 100       | H | VCU           | 57 48 |            |   |           |       |                          |   |                 |       |
| 230                       | H | Saint Joseph's  | 38 41 | 197       | H | George Mason  | 60 64 |            |   |           |       |                          |   |                 |       |
| 197                       | A | George Mason    | 46 61 | 295       | A | La Salle      | 67 59 |            |   |           |       |                          |   |                 |       |
| 190                       | A | Saint Louis     | 44 60 | 122       | H | Dayton        | 46 45 |            |   |           |       |                          |   |                 |       |

Non-Div I Games:

George Washington

■ Loss, 
 ■ Non-Conf, S Site, 
 ■ Home 
 ■ Away 
 N Neutral

|                      |      |          |           |                |             |               |            |             |          |           |
|----------------------|------|----------|-----------|----------------|-------------|---------------|------------|-------------|----------|-----------|
| Average RPI Win: 153 |      | WON-LOST | WINNING   | LAST 10        | STRENGTH OF | OPP. STRENGTH | TEAM       | ADJ.        | CONF.    | ADJ CONF. |
| Average RPI Loss: 51 |      | RECORD   | PCT. RANK | GAMES          | SCHEDULE    | OF SCHEDULE   | RPI        | RPI         | RPI      | RPI       |
| DIV. I ONLY          |      | 13- 14   | 183       | 1- 0           | 20          | 57            | 93         | 93          | 6        | 6         |
| DIV. I NON-CONF.     |      | 6- 5     | 143       | 0- 0           | 27          | 78            | 76         | 76          | 4        | 4         |
| TOTALS               |      | RPI 1-25 | RPI 26-50 |                | W-L RECORDS |               | RPI 51-100 | RPI 101-150 | RPI 150+ |           |
| 13- 14               | 0- 6 | 0- 2     |           | OVERALL        |             | 1- 3          | 7- 3       | 5- 0        |          |           |
| 10- 5                | 0- 3 | 0- 0     |           | HOME           |             | 1- 2          | 6- 0       | 3- 0        |          |           |
| 3- 7                 | 0- 2 | 0- 1     |           | AWAY           |             | 0- 1          | 1- 3       | 2- 0        |          |           |
| 0- 2                 | 0- 1 | 0- 1     |           | NEUTRAL        |             | 0- 0          | 0- 0       | 0- 0        |          |           |
| 6- 5                 | 0- 2 | 0- 2     |           | NON-CONFERENCE |             | 0- 1          | 2- 0       | 4- 0        |          |           |
| 4- 2                 | 0- 1 | 0- 0     |           | HOME           |             | 0- 1          | 2- 0       | 2- 0        |          |           |
| 2- 1                 | 0- 0 | 0- 1     |           | AWAY           |             | 0- 0          | 0- 0       | 2- 0        |          |           |
| 0- 2                 | 0- 1 | 0- 1     |           | NEUTRAL        |             | 0- 0          | 0- 0       | 0- 0        |          |           |
| 7- 9                 | 0- 4 | 0- 0     |           | CONFERENCE     |             | 1- 2          | 5- 3       | 1- 0        |          |           |
| 6- 3                 | 0- 2 | 0- 0     |           | HOME           |             | 1- 1          | 4- 0       | 1- 0        |          |           |
| 1- 6                 | 0- 2 | 0- 0     |           | AWAY           |             | 0- 1          | 1- 3       | 0- 0        |          |           |
| 0- 0                 | 0- 0 | 0- 0     |           | NEUTRAL        |             | 0- 0          | 0- 0       | 0- 0        |          |           |

| RPI S                     | Opponent        | Score | RPI S | Opponent        | Score | RPI S | Opponent  | Score | RPI S | Opponent        | Score |
|---------------------------|-----------------|-------|-------|-----------------|-------|-------|-----------|-------|-------|-----------------|-------|
| 2 N                       | Baylor          | 46 67 | 36 A  | James Madison   | 57 69 | 52 A  | Villanova | 43 91 | 104 A | St. John's (NY) | 51 59 |
| 8 H                       | NC State        | 65 76 | 43 N  | Buffalo         | 64 73 | 52 H  | Villanova | 68 63 | 104 H | St. John's (NY) | 82 80 |
| 10 A                      | Marquette       | 52 59 |       |                 |       | 54 H  | Butler    | 50 59 | 105 A | Creighton       | 38 65 |
| 10 H                      | Marquette       | 62 72 |       |                 |       | 100 H | VCU       | 45 47 | 105 H | Creighton       | 62 53 |
| 25 A                      | DePaul          | 71 76 |       |                 |       |       |           |       | 112 A | Providence      | 68 52 |
| 25 H                      | DePaul          | 64 69 |       |                 |       |       |           |       | 112 H | Providence      | 61 56 |
|                           |                 |       |       |                 |       |       |           |       | 117 H | Fordham         | 58 38 |
|                           |                 |       |       |                 |       |       |           |       | 124 H | Pittsburgh      | 70 41 |
|                           |                 |       |       |                 |       |       |           |       | 138 A | Seton Hall      | 63 76 |
|                           |                 |       |       |                 |       |       |           |       | 138 H | Seton Hall      | 51 43 |
|                           |                 |       |       |                 |       |       |           |       | 179 A | Rider           | 79 49 |
|                           |                 |       |       |                 |       |       |           |       | 185 H | Xavier          | 68 61 |
|                           |                 |       |       |                 |       |       |           |       | 193 H | UMES            | 74 55 |
|                           |                 |       |       |                 |       |       |           |       | 271 A | Richmond        | 73 53 |
|                           |                 |       |       |                 |       |       |           |       | 296 H | Loyola Maryland | 45 30 |
| LAST 12 Division I GAMES: |                 |       |       |                 |       |       |           |       |       |                 |       |
| 104 H                     | St. John's (NY) | 82 80 | 105 H | Creighton       | 62 53 |       |           |       |       |                 |       |
| 138 H                     | Seton Hall      | 51 43 | 138 A | Seton Hall      | 63 76 |       |           |       |       |                 |       |
| 52 A                      | Villanova       | 43 91 | 104 A | St. John's (NY) | 51 59 |       |           |       |       |                 |       |
| 25 A                      | DePaul          | 71 76 | 52 H  | Villanova       | 68 63 |       |           |       |       |                 |       |
| 10 A                      | Marquette       | 52 59 | 10 H  | Marquette       | 62 72 |       |           |       |       |                 |       |
| 112 H                     | Providence      | 61 56 | 25 H  | DePaul          | 64 69 |       |           |       |       |                 |       |

Non-Div I Games:

Georgetown

■ Loss, 
 ■ Non-Conf, 
 ■ S Site, 
 ■ H Home 
 ■ A Away 
 N Neutral

|                   |          |           |                |            |             |               |      |      |       |           |
|-------------------|----------|-----------|----------------|------------|-------------|---------------|------|------|-------|-----------|
| Average RPI Win:  | 205      | WON-LOST  | WINNING        | LAST 10    | STRENGTH OF | OPP. STRENGTH | TEAM | ADJ. | CONF. | ADJ CONF. |
| Average RPI Loss: | 41       | RECORD    | PCT. RANK      | GAMES      | SCHEDULE    | OF SCHEDULE   | RPI  | RPI  | RPI   | RPI       |
| DIV. I ONLY       | 17- 10   | 100       | 1- 0           | 123        | 75          | 97            | 97   | 4    | 4     |           |
| DIV. I NON-CONF.  | 9- 4     | 85        | 0- 0           | 247        | 217         | 138           | 138  | 5    | 5     |           |
| TOTALS            | RPI 1-25 | RPI 26-50 | W-L RECORDS    | RPI 51-100 | RPI 101-150 | RPI 150+      |      |      |       |           |
| 17- 10            | 0- 4     | 1- 4      | OVERALL        | 3- 1       | 1- 1        | 12- 0         |      |      |       |           |
| 13- 2             | 0- 1     | 1- 0      | HOME           | 2- 0       | 0- 1        | 10- 0         |      |      |       |           |
| 3- 7              | 0- 2     | 0- 4      | AWAY           | 1- 1       | 1- 0        | 1- 0          |      |      |       |           |
| 1- 1              | 0- 1     | 0- 0      | NEUTRAL        | 0- 0       | 0- 0        | 1- 0          |      |      |       |           |
| 9- 4              | 0- 1     | 0- 2      | NON-CONFERENCE | 0- 1       | 0- 0        | 9- 0          |      |      |       |           |
| 8- 0              | 0- 0     | 0- 0      | HOME           | 0- 0       | 0- 0        | 8- 0          |      |      |       |           |
| 0- 3              | 0- 0     | 0- 2      | AWAY           | 0- 1       | 0- 0        | 0- 0          |      |      |       |           |
| 1- 1              | 0- 1     | 0- 0      | NEUTRAL        | 0- 0       | 0- 0        | 1- 0          |      |      |       |           |
| 8- 6              | 0- 3     | 1- 2      | CONFERENCE     | 3- 0       | 1- 1        | 3- 0          |      |      |       |           |
| 5- 2              | 0- 1     | 1- 0      | HOME           | 2- 0       | 0- 1        | 2- 0          |      |      |       |           |
| 3- 4              | 0- 2     | 0- 2      | AWAY           | 1- 0       | 1- 0        | 1- 0          |      |      |       |           |
| 0- 0              | 0- 0     | 0- 0      | NEUTRAL        | 0- 0       | 0- 0        | 0- 0          |      |      |       |           |

| RPI 1-25                  |   |                 |       | RPI 26-50 |   |              |       | RPI 51-100 |   |                 |       | Team's RPI: 97 | RPI 101+ |   |                 |       |
|---------------------------|---|-----------------|-------|-----------|---|--------------|-------|------------|---|-----------------|-------|----------------|----------|---|-----------------|-------|
| RPI                       | S | Opponent        | Score | RPI       | S | Opponent     | Score | RPI        | S | Opponent        | Score |                | RPI      | S | Opponent        | Score |
| 9                         | A | Mississippi St. | 71 80 | 30        | A | Missouri     | 35 61 | 52         | A | Villanova       | 56 62 |                | 147      | A | Alabama         | 76 67 |
| 13                        | N | Maryland        | 51 58 | 33        | A | UCLA         | 69 80 | 67         | H | LSU             | 63 50 |                | 147      | H | Alabama         | 53 58 |
| 16                        | A | South Carolina  | 57 65 | 40        | A | Georgia Tech | 53 63 | 88         | A | Arkansas        | 80 72 |                | 153      | H | Mercer          | 67 60 |
| 22                        | H | Texas A&M       | 66 76 | 44        | H | Tennessee    | 66 62 | 88         | H | Arkansas        | 93 83 |                | 195      | A | Vanderbilt      | 71 64 |
|                           |   |                 |       | 47        | A | Auburn       | 58 59 |            |   |                 |       |                | 206      | H | Ole Miss        | 78 56 |
|                           |   |                 |       |           |   |              |       |            |   |                 |       |                | 216      | H | Furman          | 61 38 |
|                           |   |                 |       |           |   |              |       |            |   |                 |       |                | 220      | H | Florida         | 93 58 |
|                           |   |                 |       |           |   |              |       |            |   |                 |       |                | 241      | H | St. Bonaventure | 67 40 |
|                           |   |                 |       |           |   |              |       |            |   |                 |       |                | 284      | H | Ga. Southern    | 81 38 |
|                           |   |                 |       |           |   |              |       |            |   |                 |       |                | 289      | H | Winthrop        | 85 39 |
|                           |   |                 |       |           |   |              |       |            |   |                 |       |                | 293      | H | Charleston So.  | 83 75 |
|                           |   |                 |       |           |   |              |       |            |   |                 |       |                | 307      | N | Morgan St.      | 60 33 |
|                           |   |                 |       |           |   |              |       |            |   |                 |       |                | 317      | H | Lipscomb        | 77 45 |
|                           |   |                 |       |           |   |              |       |            |   |                 |       |                | 330      | H | Presbyterian    | 83 59 |
| LAST 12 Division I GAMES: |   |                 |       |           |   |              |       |            |   |                 |       |                |          |   |                 |       |
| 147                       | A | Alabama         | 76 67 | 88        | A | Arkansas     | 80 72 | 147        | H | Alabama         | 53 58 |                |          |   |                 |       |
| 88                        | H | Arkansas        | 93 83 | 22        | H | Texas A&M    | 66 76 | 30         | A | Missouri        | 35 61 |                |          |   |                 |       |
| 206                       | H | Ole Miss        | 78 56 | 44        | H | Tennessee    | 66 62 | 9          | A | Mississippi St. | 71 80 |                |          |   |                 |       |
| 16                        | A | South Carolina  | 57 65 |           |   |              |       |            |   |                 |       |                |          |   |                 |       |
| 220                       | H | Florida         | 93 58 |           |   |              |       |            |   |                 |       |                |          |   |                 |       |
| 47                        | A | Auburn          | 58 59 |           |   |              |       |            |   |                 |       |                |          |   |                 |       |

Non-Div I Games:

Georgia

■ Loss, 
■ Non-Conf, 
■ S Site, 
■ H Home 
■ A Away 
N Neutral

|                   |          |           |                |            |             |               |      |      |       |           |
|-------------------|----------|-----------|----------------|------------|-------------|---------------|------|------|-------|-----------|
| Average RPI Win:  | 236      | WON-LOST  | WINNING        | LAST 10    | STRENGTH OF | OPP. STRENGTH | TEAM | ADJ. | CONF. | ADJ CONF. |
| Average RPI Loss: | 113      | RECORD    | PCT. RANK      | GAMES      | SCHEDULE    | OF SCHEDULE   | RPI  | RPI  | RPI   | RPI       |
| DIV. I ONLY       | 15- 11   | 132       | 0- 1           | 142        | 238         | 134           | 134  | 12   | 12    |           |
| DIV. I NON-CONF.  | 6- 5     | 143       | 0- 0           | 205        | 242         | 161           | 161  | 14   | 14    |           |
| TOTALS            | RPI 1-25 | RPI 26-50 | W-L RECORDS    | RPI 51-100 | RPI 101-150 | RPI 150+      |      |      |       |           |
| 15- 11            | 0- 1     | 0- 2      | OVERALL        | 3- 2       | 1- 2        | 11- 4         |      |      |       |           |
| 9- 4              | 0- 0     | 0- 1      | HOME           | 2- 0       | 1- 1        | 6- 2          |      |      |       |           |
| 6- 7              | 0- 1     | 0- 1      | AWAY           | 1- 2       | 0- 1        | 5- 2          |      |      |       |           |
| 0- 0              | 0- 0     | 0- 0      | NEUTRAL        | 0- 0       | 0- 0        | 0- 0          |      |      |       |           |
| 6- 5              | 0- 1     | 0- 2      | NON-CONFERENCE | 0- 1       | 0- 0        | 6- 1          |      |      |       |           |
| 4- 1              | 0- 0     | 0- 1      | HOME           | 0- 0       | 0- 0        | 4- 0          |      |      |       |           |
| 2- 4              | 0- 1     | 0- 1      | AWAY           | 0- 1       | 0- 0        | 2- 1          |      |      |       |           |
| 0- 0              | 0- 0     | 0- 0      | NEUTRAL        | 0- 0       | 0- 0        | 0- 0          |      |      |       |           |
| 9- 6              | 0- 0     | 0- 0      | CONFERENCE     | 3- 1       | 1- 2        | 5- 3          |      |      |       |           |
| 5- 3              | 0- 0     | 0- 0      | HOME           | 2- 0       | 1- 1        | 2- 2          |      |      |       |           |
| 4- 3              | 0- 0     | 0- 0      | AWAY           | 1- 1       | 0- 1        | 3- 1          |      |      |       |           |
| 0- 0              | 0- 0     | 0- 0      | NEUTRAL        | 0- 0       | 0- 0        | 0- 0          |      |      |       |           |

| RPI 1-25                  |   |                 | RPI 26-50 |     |   | RPI 51-100    |       |     | RPI 101+ |              |       | Team's RPI: 134              |
|---------------------------|---|-----------------|-----------|-----|---|---------------|-------|-----|----------|--------------|-------|------------------------------|
| RPI                       | S | Opponent        | Score     | RPI | S | Opponent      | Score | RPI | S        | Opponent     | Score |                              |
| 20                        | A | Florida St.     | 43 79     | 35  | A | Rice          | 49 66 | 62  | A        | Middle Tenn. | 54 69 | 101 A South Alabama 59 62    |
|                           |   |                 |           | 40  | H | Georgia Tech  | 71 78 | 94  | A        | UT Arlington | 45 69 | 101 H South Alabama 59 68    |
|                           |   |                 |           |     |   |               |       | 94  | H        | UT Arlington | 50 48 | 142 H Appalachian St. 85 75  |
|                           |   |                 |           |     |   |               |       | 96  | A        | Troy         | 85 70 | 163 H Coastal Caro. 62 67    |
|                           |   |                 |           |     |   |               |       | 96  | H        | Troy         | 84 80 | 168 A Texas St. 57 34        |
|                           |   |                 |           |     |   |               |       |     |          |              |       | 168 H Texas St. 60 69        |
|                           |   |                 |           |     |   |               |       |     |          |              |       | 201 A Jacksonville St. 56 61 |
|                           |   |                 |           |     |   |               |       |     |          |              |       | 207 H Bethune-Cookman 62 57  |
|                           |   |                 |           |     |   |               |       |     |          |              |       | 258 A Louisiana 54 57        |
|                           |   |                 |           |     |   |               |       |     |          |              |       | 258 H Louisiana 74 71        |
|                           |   |                 |           |     |   |               |       |     |          |              |       | 284 A Ga. Southern 83 66     |
|                           |   |                 |           |     |   |               |       |     |          |              |       | 297 H Kennesaw St. 79 73     |
|                           |   |                 |           |     |   |               |       |     |          |              |       | 303 H UNC Greensboro 70 63   |
|                           |   |                 |           |     |   |               |       |     |          |              |       | 304 A Fla. Atlantic 75 59    |
|                           |   |                 |           |     |   |               |       |     |          |              |       | 315 A FIU 67 61              |
|                           |   |                 |           |     |   |               |       |     |          |              |       | 316 A La.-Monroe 56 41       |
|                           |   |                 |           |     |   |               |       |     |          |              |       | 316 H La.-Monroe 68 46       |
|                           |   |                 |           |     |   |               |       |     |          |              |       | 338 H N.C. Central 65 54     |
| LAST 12 Division I GAMES: |   |                 |           |     |   |               |       |     |          |              |       |                              |
| 163                       | H | Coastal Caro.   | 62 67     | 284 | A | Ga. Southern  | 83 66 |     |          |              |       |                              |
| 142                       | H | Appalachian St. | 85 75     | 94  | A | UT Arlington  | 45 69 |     |          |              |       |                              |
| 101                       | A | South Alabama   | 59 62     | 168 | A | Texas St.     | 57 34 |     |          |              |       |                              |
| 96                        | A | Troy            | 85 70     | 96  | H | Troy          | 84 80 |     |          |              |       |                              |
| 258                       | H | Louisiana       | 74 71     | 101 | H | South Alabama | 59 68 |     |          |              |       |                              |
| 316                       | H | La.-Monroe      | 68 46     | 316 | A | La.-Monroe    | 56 41 |     |          |              |       |                              |

Non-Div I Games:

Georgia St.

■ Loss, 
 ■ Non-Conf, 
 S Site, 
 ■ Home 
 ■ Away 
 N Neutral

| Average RPI Win: 148 |      | WON-LOST | WINNING   | LAST 10        | STRENGTH OF | OPP. STRENGTH | TEAM       | ADJ.        | CONF.    | ADJ CONF. |
|----------------------|------|----------|-----------|----------------|-------------|---------------|------------|-------------|----------|-----------|
| Average RPI Loss: 41 |      | RECORD   | PCT. RANK | GAMES          | SCHEDULE    | OF SCHEDULE   | RPI        | RPI         | RPI      | RPI       |
| DIV. I ONLY          |      | 17- 10   | 100       | 0- 1           | 44          | 18            | 40         | 40          | 1        | 1         |
| DIV. I NON-CONF.     |      | 10- 3    | 59        | 0- 0           | 149         | 164           | 59         | 59          | 1        | 1         |
| TOTALS               |      | RPI 1-25 | RPI 26-50 |                | W-L RECORDS |               | RPI 51-100 | RPI 101-150 | RPI 150+ |           |
| 17- 10               | 1- 5 | 1- 2     |           | OVERALL        |             | 4- 2          | 6- 1       | 5- 0        |          |           |
| 11- 2                | 1- 2 | 1- 0     |           | HOME           |             | 3- 0          | 2- 0       | 4- 0        |          |           |
| 3- 7                 | 0- 3 | 0- 2     |           | AWAY           |             | 0- 2          | 3- 0       | 0- 0        |          |           |
| 3- 1                 | 0- 0 | 0- 0     |           | NEUTRAL        |             | 1- 0          | 1- 1       | 1- 0        |          |           |
| 10- 3                | 0- 1 | 0- 0     |           | NON-CONFERENCE |             | 2- 1          | 3- 1       | 5- 0        |          |           |
| 6- 0                 | 0- 0 | 0- 0     |           | HOME           |             | 1- 0          | 1- 0       | 4- 0        |          |           |
| 1- 2                 | 0- 1 | 0- 0     |           | AWAY           |             | 0- 1          | 1- 0       | 0- 0        |          |           |
| 3- 1                 | 0- 0 | 0- 0     |           | NEUTRAL        |             | 1- 0          | 1- 1       | 1- 0        |          |           |
| 7- 7                 | 1- 4 | 1- 2     |           | CONFERENCE     |             | 2- 1          | 3- 0       | 0- 0        |          |           |
| 5- 2                 | 1- 2 | 1- 0     |           | HOME           |             | 2- 0          | 1- 0       | 0- 0        |          |           |
| 2- 5                 | 0- 2 | 0- 2     |           | AWAY           |             | 0- 1          | 2- 0       | 0- 0        |          |           |
| 0- 0                 | 0- 0 | 0- 0     |           | NEUTRAL        |             | 0- 0          | 0- 0       | 0- 0        |          |           |

| RPI 1-25                  |   |            |       | RPI 26-50 |   |                |       | Team's RPI: 40 |   |                |       | RPI 51-100 |   |                   |       | RPI 101+ |   |          |       |
|---------------------------|---|------------|-------|-----------|---|----------------|-------|----------------|---|----------------|-------|------------|---|-------------------|-------|----------|---|----------|-------|
| RPI                       | S | Opponent   | Score | RPI       | S | Opponent       | Score | RPI            | S | Opponent       | Score | RPI        | S | Opponent          | Score | RPI      | S | Opponent | Score |
| 1                         | A | Notre Dame | 50 90 | 31        | A | North Carolina | 90 91 | 60             | H | Virginia Tech  | 76 68 | 115        | A | Boston College    | 81 76 |          |   |          |       |
| 1                         | H | Notre Dame | 55 76 | 41        | A | Clemson        | 61 71 | 84             | H | Duke           | 70 64 | 122        | N | Dayton            | 66 85 |          |   |          |       |
| 3                         | A | Louisville | 44 61 | 41        | H | Clemson        | 75 53 | 91             | A | Houston        | 89 95 | 124        | H | Pittsburgh        | 67 55 |          |   |          |       |
| 8                         | H | NC State   | 60 68 |           |   |                |       | 92             | N | Idaho St.      | 74 51 | 128        | A | Wake Forest       | 60 46 |          |   |          |       |
| 12                        | H | Syracuse   | 65 55 |           |   |                |       | 97             | H | Georgia        | 63 53 | 134        | A | Georgia St.       | 78 71 |          |   |          |       |
| 13                        | A | Maryland   | 54 67 |           |   |                |       | 98             | A | Virginia       | 45 53 | 138        | N | Seton Hall        | 84 73 |          |   |          |       |
|                           |   |            |       |           |   |                |       |                |   |                |       | 142        | H | Appalachian St.   | 71 53 |          |   |          |       |
|                           |   |            |       |           |   |                |       |                |   |                |       | 191        | N | George Washington | 70 55 |          |   |          |       |
|                           |   |            |       |           |   |                |       |                |   |                |       | 257        | H | Alabama St.       | 69 42 |          |   |          |       |
|                           |   |            |       |           |   |                |       |                |   |                |       | 259        | H | Wofford           | 81 40 |          |   |          |       |
|                           |   |            |       |           |   |                |       |                |   |                |       | 297        | H | Kennesaw St.      | 60 35 |          |   |          |       |
|                           |   |            |       |           |   |                |       |                |   |                |       | 339        | H | Western Caro.     | 84 49 |          |   |          |       |
| LAST 12 Division I GAMES: |   |            |       |           |   |                |       |                |   |                |       |            |   |                   |       |          |   |          |       |
|                           |   |            |       | 98        | A | Virginia       | 45 53 | 31             | A | North Carolina | 90 91 |            |   |                   |       |          |   |          |       |
|                           |   |            |       | 41        | H | Clemson        | 75 53 | 8              | H | NC State       | 60 68 |            |   |                   |       |          |   |          |       |
|                           |   |            |       | 60        | H | Virginia Tech  | 76 68 | 12             | H | Syracuse       | 65 55 |            |   |                   |       |          |   |          |       |
|                           |   |            |       | 128       | A | Wake Forest    | 60 46 | 41             | A | Clemson        | 61 71 |            |   |                   |       |          |   |          |       |
|                           |   |            |       | 124       | H | Pittsburgh     | 67 55 | 3              | A | Louisville     | 44 61 |            |   |                   |       |          |   |          |       |
|                           |   |            |       | 1         | A | Notre Dame     | 50 90 | 84             | H | Duke           | 70 64 |            |   |                   |       |          |   |          |       |

Non-Div I Games:

Georgia Tech

Loss, Non-Conf, S Site, H Home A Away N Neutral

|                             |          |           |                |             |               |          |      |       |           |
|-----------------------------|----------|-----------|----------------|-------------|---------------|----------|------|-------|-----------|
| Average RPI Win: <b>144</b> | WON-LOST | WINNING   | LAST 10        | STRENGTH OF | OPP. STRENGTH | TEAM     | ADJ. | CONF. | ADJ CONF. |
| Average RPI Loss: <b>19</b> | RECORD   | PCT. RANK | GAMES          | SCHEDULE    | OF SCHEDULE   | RPI      | RPI  | RPI   | RPI       |
| DIV. I ONLY                 | 25- 3    | 6         | 1- 0           | 78          | 56            | 14       | 14   | 8     | 8         |
| DIV. I NON-CONF.            | 11- 1    | 13        | 1- 0           | 50          | 5             | 11       | 11   | 7     | 7         |
| TOTALS                      | RPI 1-25 | RPI 26-50 | W-L RECORDS    | RPI 51-100  | RPI 101-150   | RPI 150+ |      |       |           |
| 25- 3                       | 1- 1     | 1- 2      | OVERALL        | 7- 0        | 4- 0          | 12- 0    |      |       |           |
| 12- 1                       | 1- 0     | 0- 1      | HOME           | 4- 0        | 1- 0          | 6- 0     |      |       |           |
| 11- 1                       | 0- 0     | 0- 1      | AWAY           | 3- 0        | 2- 0          | 6- 0     |      |       |           |
| 2- 1                        | 0- 1     | 1- 0      | NEUTRAL        | 0- 0        | 1- 0          | 0- 0     |      |       |           |
| 11- 1                       | 1- 1     | 1- 0      | NON-CONFERENCE | 3- 0        | 2- 0          | 4- 0     |      |       |           |
| 6- 0                        | 1- 0     | 0- 0      | HOME           | 2- 0        | 1- 0          | 2- 0     |      |       |           |
| 3- 0                        | 0- 0     | 0- 0      | AWAY           | 1- 0        | 0- 0          | 2- 0     |      |       |           |
| 2- 1                        | 0- 1     | 1- 0      | NEUTRAL        | 0- 0        | 1- 0          | 0- 0     |      |       |           |
| 14- 2                       | 0- 0     | 0- 2      | CONFERENCE     | 4- 0        | 2- 0          | 8- 0     |      |       |           |
| 6- 1                        | 0- 0     | 0- 1      | HOME           | 2- 0        | 0- 0          | 4- 0     |      |       |           |
| 8- 1                        | 0- 0     | 0- 1      | AWAY           | 2- 0        | 2- 0          | 4- 0     |      |       |           |
| 0- 0                        | 0- 0     | 0- 0      | NEUTRAL        | 0- 0        | 0- 0          | 0- 0     |      |       |           |

| RPI 1-25                  |   |               |              | RPI 26-50 |   |                   |              | RPI 51-100 |   |                   |       | RPI 101+ |   |                  |       |
|---------------------------|---|---------------|--------------|-----------|---|-------------------|--------------|------------|---|-------------------|-------|----------|---|------------------|-------|
| RPI                       | S | Opponent      | Score        | RPI       | S | Opponent          | Score        | RPI        | S | Opponent          | Score | RPI      | S | Opponent         | Score |
| 1                         | N | Notre Dame    | 65 <b>81</b> | 27        | N | Rutgers           | 57 40        | 56         | A | Saint Mary's (CA) | 66 52 | 102      | A | Pepperdine       | 79 54 |
| 4                         | H | Stanford      | 79 73        | 28        | A | BYU               | 68 <b>70</b> | 56         | H | Saint Mary's (CA) | 74 62 | 110      | A | Loyola Marymount | 78 53 |
|                           |   |               |              | 28        | H | BYU               | 64 <b>66</b> | 69         | A | Missouri St.      | 70 67 | 119      | N | Western Ky.      | 76 55 |
|                           |   |               |              |           |   |                   |              | 89         | H | Idaho             | 88 51 | 146      | H | Washington St.   | 76 53 |
|                           |   |               |              |           |   |                   |              | 92         | H | Idaho St.         | 70 51 | 169      | A | Santa Clara      | 74 61 |
|                           |   |               |              |           |   |                   |              | 95         | A | Pacific           | 63 51 | 169      | H | Santa Clara      | 78 61 |
|                           |   |               |              |           |   |                   |              | 95         | H | Pacific           | 88 65 | 171      | H | Montana          | 76 52 |
|                           |   |               |              |           |   |                   |              |            |   |                   |       | 178      | A | Portland         | 93 62 |
|                           |   |               |              |           |   |                   |              |            |   |                   |       | 178      | H | Portland         | 97 71 |
|                           |   |               |              |           |   |                   |              |            |   |                   |       | 187      | A | Eastern Wash.    | 63 51 |
|                           |   |               |              |           |   |                   |              |            |   |                   |       | 199      | A | UNLV             | 70 59 |
|                           |   |               |              |           |   |                   |              |            |   |                   |       | 247      | A | San Francisco    | 64 44 |
|                           |   |               |              |           |   |                   |              |            |   |                   |       | 247      | H | San Francisco    | 78 51 |
|                           |   |               |              |           |   |                   |              |            |   |                   |       | 256      | A | San Diego        | 86 61 |
|                           |   |               |              |           |   |                   |              |            |   |                   |       | 256      | H | San Diego        | 71 44 |
|                           |   |               |              |           |   |                   |              |            |   |                   |       | 276      | H | Colorado St.     | 50 39 |
| LAST 12 Division I GAMES: |   |               |              |           |   |                   |              |            |   |                   |       |          |   |                  |       |
| 119                       | N | Western Ky.   | 76 55        | 178       | A | Portland          | 93 62        |            |   |                   |       |          |   |                  |       |
| 27                        | N | Rutgers       | 57 40        | 56        | A | Saint Mary's (CA) | 66 52        |            |   |                   |       |          |   |                  |       |
| 247                       | A | San Francisco | 64 44        | 95        | A | Pacific           | 63 51        |            |   |                   |       |          |   |                  |       |
| 169                       | A | Santa Clara   | 74 61        | 169       | H | Santa Clara       | 78 61        |            |   |                   |       |          |   |                  |       |
| 28                        | H | BYU           | 64 <b>66</b> | 247       | H | San Francisco     | 78 51        |            |   |                   |       |          |   |                  |       |
| 256                       | H | San Diego     | 71 44        | 256       | A | San Diego         | 86 61        |            |   |                   |       |          |   |                  |       |

Non-Div I Games:

Gonzaga

## Grambling

Through Games Of Feb. 26, 2019

|                   |          |           |                |            |             |               |      |      |       |           |
|-------------------|----------|-----------|----------------|------------|-------------|---------------|------|------|-------|-----------|
| Average RPI Win:  | 248      | WON-LOST  | WINNING        | LAST 10    | STRENGTH OF | OPP. STRENGTH | TEAM | ADJ. | CONF. | ADJ CONF. |
| Average RPI Loss: | 170      | RECORD    | PCT. RANK      | GAMES      | SCHEDULE    | OF SCHEDULE   | RPI  | RPI  | RPI   | RPI       |
| DIV. I ONLY       | 12- 14   | 195       | 0- 1           | 255        | 273         | 205           | 205  | 29   | 29    |           |
| DIV. I NON-CONF.  | 3- 9     | 271       | 0- 0           | 98         | 85          | 197           | 197  | 28   | 28    |           |
| TOTALS            | RPI 1-25 | RPI 26-50 | W-L RECORDS    | RPI 51-100 | RPI 101-150 | RPI 150+      |      |      |       |           |
| 12- 14            | 0- 0     | 0- 2      | OVERALL        | 1- 1       | 1- 4        | 10- 7         |      |      |       |           |
| 5- 3              | 0- 0     | 0- 0      | HOME           | 0- 0       | 0- 0        | 5- 3          |      |      |       |           |
| 5- 10             | 0- 0     | 0- 1      | AWAY           | 0- 1       | 0- 4        | 5- 4          |      |      |       |           |
| 2- 1              | 0- 0     | 0- 1      | NEUTRAL        | 1- 0       | 1- 0        | 0- 0          |      |      |       |           |
| 3- 9              | 0- 0     | 0- 2      | NON-CONFERENCE | 1- 1       | 1- 4        | 1- 2          |      |      |       |           |
| 1- 0              | 0- 0     | 0- 0      | HOME           | 0- 0       | 0- 0        | 1- 0          |      |      |       |           |
| 0- 8              | 0- 0     | 0- 1      | AWAY           | 0- 1       | 0- 4        | 0- 2          |      |      |       |           |
| 2- 1              | 0- 0     | 0- 1      | NEUTRAL        | 1- 0       | 1- 0        | 0- 0          |      |      |       |           |
| 9- 5              | 0- 0     | 0- 0      | CONFERENCE     | 0- 0       | 0- 0        | 9- 5          |      |      |       |           |
| 4- 3              | 0- 0     | 0- 0      | HOME           | 0- 0       | 0- 0        | 4- 3          |      |      |       |           |
| 5- 2              | 0- 0     | 0- 0      | AWAY           | 0- 0       | 0- 0        | 5- 2          |      |      |       |           |
| 0- 0              | 0- 0     | 0- 0      | NEUTRAL        | 0- 0       | 0- 0        | 0- 0          |      |      |       |           |

| RPI S                     | Opponent         | Score | RPI S | Opponent        | Score | RPI S | Opponent         | Score | RPI S | Opponent | Score | Team's RPI: 205 |
|---------------------------|------------------|-------|-------|-----------------|-------|-------|------------------|-------|-------|----------|-------|-----------------|
| 34 N                      | South Dakota     | 53 67 | 55 N  | Indiana         | 65 62 | 110 N | Loyola Marymount | 62 61 |       |          |       |                 |
| 47 A                      | Auburn           | 48 97 | 94 A  | UT Arlington    | 54 78 | 127 A | Oklahoma St.     | 40 86 |       |          |       |                 |
|                           |                  |       |       |                 |       | 133 A | South Fla.       | 50 67 |       |          |       |                 |
|                           |                  |       |       |                 |       | 140 A | Kansas           | 45 76 |       |          |       |                 |
|                           |                  |       |       |                 |       | 147 A | Alabama          | 55 73 |       |          |       |                 |
|                           |                  |       |       |                 |       | 174 A | Southern U.      | 65 71 |       |          |       |                 |
|                           |                  |       |       |                 |       | 174 H | Southern U.      | 81 86 |       |          |       |                 |
|                           |                  |       |       |                 |       | 180 A | Southern Miss.   | 47 68 |       |          |       |                 |
|                           |                  |       |       |                 |       | 208 A | Prairie View     | 64 63 |       |          |       |                 |
|                           |                  |       |       |                 |       | 208 H | Prairie View     | 73 57 |       |          |       |                 |
|                           |                  |       |       |                 |       | 242 A | Texas Southern   | 75 67 |       |          |       |                 |
|                           |                  |       |       |                 |       | 242 H | Texas Southern   | 72 55 |       |          |       |                 |
|                           |                  |       |       |                 |       | 245 A | Wichita St.      | 61 70 |       |          |       |                 |
|                           |                  |       |       |                 |       | 257 A | Alabama St.      | 80 72 |       |          |       |                 |
|                           |                  |       |       |                 |       | 277 A | Jackson St.      | 60 89 |       |          |       |                 |
|                           |                  |       |       |                 |       | 277 H | Jackson St.      | 74 77 |       |          |       |                 |
|                           |                  |       |       |                 |       | 288 A | Alabama A&M      | 63 51 |       |          |       |                 |
|                           |                  |       |       |                 |       | 323 H | McNeese          | 75 51 |       |          |       |                 |
|                           |                  |       |       |                 |       | 329 H | Mississippi Val. | 52 54 |       |          |       |                 |
|                           |                  |       |       |                 |       | 345 H | Ark.-Pine Bluff  | 77 57 |       |          |       |                 |
|                           |                  |       |       |                 |       | 351 A | Alcorn           | 79 63 |       |          |       |                 |
|                           |                  |       |       |                 |       | 351 H | Alcorn           | 61 56 |       |          |       |                 |
| LAST 12 Division I GAMES: |                  |       |       |                 |       |       |                  |       |       |          |       |                 |
| 277 A                     | Jackson St.      | 60 89 | 345 H | Ark.-Pine Bluff | 77 57 |       |                  |       |       |          |       |                 |
| 208 H                     | Prairie View     | 73 57 | 277 H | Jackson St.     | 74 77 |       |                  |       |       |          |       |                 |
| 242 H                     | Texas Southern   | 72 55 | 208 A | Prairie View    | 64 63 |       |                  |       |       |          |       |                 |
| 351 A                     | Alcorn           | 79 63 | 242 A | Texas Southern  | 75 67 |       |                  |       |       |          |       |                 |
| 174 A                     | Southern U.      | 65 71 | 351 H | Alcorn          | 61 56 |       |                  |       |       |          |       |                 |
| 329 H                     | Mississippi Val. | 52 54 | 174 H | Southern U.     | 81 86 |       |                  |       |       |          |       |                 |

Non-Div I Games:

Grambling

■ Loss, 
 ■ Non-Conf, 
 ■ S Site, 
 ■ Home 
 ■ A Away 
 N Neutral

## Grand Canyon

Through Games Of Feb. 26, 2019

|                              |          |           |                |             |               |          |      |       |           |
|------------------------------|----------|-----------|----------------|-------------|---------------|----------|------|-------|-----------|
| Average RPI Win: <b>290</b>  | WON-LOST | WINNING   | LAST 10        | STRENGTH OF | OPP. STRENGTH | TEAM     | ADJ. | CONF. | ADJ CONF. |
| Average RPI Loss: <b>222</b> | RECORD   | PCT. RANK | GAMES          | SCHEDULE    | OF SCHEDULE   | RPI      | RPI  | RPI   | RPI       |
| DIV. I ONLY                  | 6- 17    | 293       | 0- 1           | 337         | 321           | 336      | 336  | 30    | 30        |
| DIV. I NON-CONF.             | 2- 8     | 293       | 0- 0           | 328         | 253           | 345      | 345  | 30    | 30        |
| TOTALS                       | RPI 1-25 | RPI 26-50 | W-L RECORDS    | RPI 51-100  | RPI 101-150   | RPI 150+ |      |       |           |
| 6- 17                        | 0- 0     | 0- 0      | OVERALL        | 0- 0        | 1- 3          | 5- 14    |      |       |           |
| 5- 6                         | 0- 0     | 0- 0      | HOME           | 0- 0        | 1- 1          | 4- 5     |      |       |           |
| 1- 11                        | 0- 0     | 0- 0      | AWAY           | 0- 0        | 0- 2          | 1- 9     |      |       |           |
| 0- 0                         | 0- 0     | 0- 0      | NEUTRAL        | 0- 0        | 0- 0          | 0- 0     |      |       |           |
| 2- 8                         | 0- 0     | 0- 0      | NON-CONFERENCE | 0- 0        | 0- 2          | 2- 6     |      |       |           |
| 2- 3                         | 0- 0     | 0- 0      | HOME           | 0- 0        | 0- 1          | 2- 2     |      |       |           |
| 0- 5                         | 0- 0     | 0- 0      | AWAY           | 0- 0        | 0- 1          | 0- 4     |      |       |           |
| 0- 0                         | 0- 0     | 0- 0      | NEUTRAL        | 0- 0        | 0- 0          | 0- 0     |      |       |           |
| 4- 9                         | 0- 0     | 0- 0      | CONFERENCE     | 0- 0        | 1- 1          | 3- 8     |      |       |           |
| 3- 3                         | 0- 0     | 0- 0      | HOME           | 0- 0        | 1- 0          | 2- 3     |      |       |           |
| 1- 6                         | 0- 0     | 0- 0      | AWAY           | 0- 0        | 0- 1          | 1- 5     |      |       |           |
| 0- 0                         | 0- 0     | 0- 0      | NEUTRAL        | 0- 0        | 0- 0          | 0- 0     |      |       |           |

| RPI 1-25                  |   |                    | RPI 26-50    |     |   | RPI 51-100         |              |     | RPI 101+ Team's RPI: 336 |                    |              |
|---------------------------|---|--------------------|--------------|-----|---|--------------------|--------------|-----|--------------------------|--------------------|--------------|
| RPI                       | S | Opponent           | Score        | RPI | S | Opponent           | Score        | RPI | S                        | Opponent           | Score        |
|                           |   |                    |              |     |   |                    |              | 120 | A                        | UNCW               | 55 <b>77</b> |
|                           |   |                    |              |     |   |                    |              | 125 | H                        | Portland St.       | 55 <b>60</b> |
|                           |   |                    |              |     |   |                    |              | 145 | A                        | New Mexico St.     | 52 <b>81</b> |
|                           |   |                    |              |     |   |                    |              | 145 | H                        | New Mexico St.     | 54 51        |
|                           |   |                    |              |     |   |                    |              | 169 | A                        | Santa Clara        | 55 <b>75</b> |
|                           |   |                    |              |     |   |                    |              | 171 | H                        | Montana            | 47 <b>69</b> |
|                           |   |                    |              |     |   |                    |              | 188 | H                        | Indiana St.        | 81 <b>88</b> |
|                           |   |                    |              |     |   |                    |              | 223 | A                        | East Carolina      | 47 <b>59</b> |
|                           |   |                    |              |     |   |                    |              | 225 | A                        | UTRGV              | 42 <b>49</b> |
|                           |   |                    |              |     |   |                    |              | 225 | H                        | UTRGV              | 50 <b>66</b> |
|                           |   |                    |              |     |   |                    |              | 237 | A                        | UMKC               | 45 <b>73</b> |
|                           |   |                    |              |     |   |                    |              | 237 | H                        | UMKC               | 56 <b>65</b> |
|                           |   |                    |              |     |   |                    |              | 251 | A                        | California Baptist | 50 <b>93</b> |
|                           |   |                    |              |     |   |                    |              | 251 | H                        | California Baptist | 75 71        |
|                           |   |                    |              |     |   |                    |              | 265 | H                        | CSU Bakersfield    | 46 <b>59</b> |
|                           |   |                    |              |     |   |                    |              | 274 | A                        | Utah Valley        | 46 <b>57</b> |
|                           |   |                    |              |     |   |                    |              | 275 | A                        | Long Beach St.     | 50 <b>57</b> |
|                           |   |                    |              |     |   |                    |              | 300 | A                        | UC Santa Barbara   | 55 <b>66</b> |
|                           |   |                    |              |     |   |                    |              | 302 | H                        | Incarnate Word     | 74 63        |
|                           |   |                    |              |     |   |                    |              | 344 | A                        | Seattle U          | 74 73        |
|                           |   |                    |              |     |   |                    |              | 346 | H                        | LIU Brooklyn       | 65 62        |
|                           |   |                    |              |     |   |                    |              | 350 | A                        | Chicago St.        | 48 <b>50</b> |
|                           |   |                    |              |     |   |                    |              | 350 | H                        | Chicago St.        | 84 49        |
| LAST 12 Division I GAMES: |   |                    |              |     |   |                    |              |     |                          |                    |              |
| 251                       | A | California Baptist | 50 <b>93</b> | 251 | H | California Baptist | 75 71        |     |                          |                    |              |
| 350                       | H | Chicago St.        | 84 49        | 237 | A | UMKC               | 45 <b>73</b> |     |                          |                    |              |
| 237                       | H | UMKC               | 56 <b>65</b> | 350 | A | Chicago St.        | 48 <b>50</b> |     |                          |                    |              |
| 145                       | A | New Mexico St.     | 52 <b>81</b> | 225 | H | UTRGV              | 50 <b>66</b> |     |                          |                    |              |
| 225                       | A | UTRGV              | 42 <b>49</b> | 145 | H | New Mexico St.     | 54 51        |     |                          |                    |              |
| 265                       | H | CSU Bakersfield    | 46 <b>59</b> | 344 | A | Seattle U          | 74 73        |     |                          |                    |              |

Non-Div I Games:

Grand Canyon

■ Loss, 
 ■ Non-Conf, S Site, 
 ■ Home 
 ■ Away 
 N Neutral



|                             |          |           |                |             |               |          |      |       |           |
|-----------------------------|----------|-----------|----------------|-------------|---------------|----------|------|-------|-----------|
| Average RPI Win: <b>215</b> | WON-LOST | WINNING   | LAST 10        | STRENGTH OF | OPP. STRENGTH | TEAM     | ADJ. | CONF. | ADJ CONF. |
| Average RPI Loss: <b>65</b> | RECORD   | PCT. RANK | GAMES          | SCHEDULE    | OF SCHEDULE   | RPI      | RPI  | RPI   | RPI       |
| DIV. I ONLY                 | 17- 8    | 74        | 1- 0           | 117         | 149           | 75       | 75   | 21    | 21        |
| DIV. I NON-CONF.            | 4- 5     | 190       | 0- 0           | 4           | 13            | 37       | 37   | 18    | 18        |
| TOTALS                      | RPI 1-25 | RPI 26-50 | W-L RECORDS    | RPI 51-100  | RPI 101-150   | RPI 150+ |      |       |           |
| 17- 8                       | 0- 2     | 1- 2      | OVERALL        | 2- 1        | 2- 3          | 12- 0    |      |       |           |
| 11- 2                       | 0- 0     | 0- 0      | HOME           | 2- 0        | 2- 2          | 7- 0     |      |       |           |
| 6- 6                        | 0- 2     | 1- 2      | AWAY           | 0- 1        | 0- 1          | 5- 0     |      |       |           |
| 0- 0                        | 0- 0     | 0- 0      | NEUTRAL        | 0- 0        | 0- 0          | 0- 0     |      |       |           |
| 4- 5                        | 0- 2     | 1- 2      | NON-CONFERENCE | 1- 0        | 1- 1          | 1- 0     |      |       |           |
| 3- 1                        | 0- 0     | 0- 0      | HOME           | 1- 0        | 1- 1          | 1- 0     |      |       |           |
| 1- 4                        | 0- 2     | 1- 2      | AWAY           | 0- 0        | 0- 0          | 0- 0     |      |       |           |
| 0- 0                        | 0- 0     | 0- 0      | NEUTRAL        | 0- 0        | 0- 0          | 0- 0     |      |       |           |
| 13- 3                       | 0- 0     | 0- 0      | CONFERENCE     | 1- 1        | 1- 2          | 11- 0    |      |       |           |
| 8- 1                        | 0- 0     | 0- 0      | HOME           | 1- 0        | 1- 1          | 6- 0     |      |       |           |
| 5- 2                        | 0- 0     | 0- 0      | AWAY           | 0- 1        | 0- 1          | 5- 0     |      |       |           |
| 0- 0                        | 0- 0     | 0- 0      | NEUTRAL        | 0- 0        | 0- 0          | 0- 0     |      |       |           |

| RPI 1-25                  |   |                |              | RPI 26-50 |   |                  |              | RPI 51-100 Team's RPI: 75 |   |            |              | RPI 101+ |   |                |              |
|---------------------------|---|----------------|--------------|-----------|---|------------------|--------------|---------------------------|---|------------|--------------|----------|---|----------------|--------------|
| RPI                       | S | Opponent       | Score        | RPI       | S | Opponent         | Score        | RPI                       | S | Opponent   | Score        | RPI      | S | Opponent       | Score        |
| 10                        | A | Marquette      | 54 <b>80</b> | 29        | A | South Dakota St. | 47 <b>77</b> | 58                        | H | Maine      | 70 39        | 108      | H | Northwestern   | 55 <b>57</b> |
| 25                        | A | DePaul         | 64 <b>73</b> | 30        | A | Missouri         | 56 49        | 63                        | A | Wright St. | 67 <b>85</b> | 121      | A | Youngstown St. | 59 <b>70</b> |
|                           |   |                |              | 34        | A | South Dakota     | 49 <b>55</b> | 63                        | H | Wright St. | 56 37        | 121      | H | Youngstown St. | 60 42        |
|                           |   |                |              |           |   |                  |              |                           |   |            |              | 122      | H | Dayton         | 51 35        |
|                           |   |                |              |           |   |                  |              |                           |   |            |              | 130      | H | IUPUI          | 63 <b>67</b> |
|                           |   |                |              |           |   |                  |              |                           |   |            |              | 181      | H | Wisconsin      | 55 46        |
|                           |   |                |              |           |   |                  |              |                           |   |            |              | 196      | A | Milwaukee      | 76 62        |
|                           |   |                |              |           |   |                  |              |                           |   |            |              | 196      | H | Milwaukee      | 59 45        |
|                           |   |                |              |           |   |                  |              |                           |   |            |              | 253      | A | Northern Ky.   | 81 61        |
|                           |   |                |              |           |   |                  |              |                           |   |            |              | 253      | H | Northern Ky.   | 70 42        |
|                           |   |                |              |           |   |                  |              |                           |   |            |              | 283      | A | Cleveland St.  | 76 63        |
|                           |   |                |              |           |   |                  |              |                           |   |            |              | 283      | H | Cleveland St.  | 62 53        |
|                           |   |                |              |           |   |                  |              |                           |   |            |              | 310      | A | Oakland        | 77 53        |
|                           |   |                |              |           |   |                  |              |                           |   |            |              | 310      | H | Oakland        | 72 32        |
|                           |   |                |              |           |   |                  |              |                           |   |            |              | 333      | A | Detroit Mercy  | 65 40        |
|                           |   |                |              |           |   |                  |              |                           |   |            |              | 333      | H | Detroit Mercy  | 82 37        |
|                           |   |                |              |           |   |                  |              |                           |   |            |              | 337      | H | UIC            | 62 32        |
| LAST 12 Division I GAMES: |   |                |              |           |   |                  |              |                           |   |            |              |          |   |                |              |
| 333                       | H | Detroit Mercy  | 82 37        | 196       | H | Milwaukee        | 59 45        |                           |   |            |              |          |   |                |              |
| 310                       | H | Oakland        | 72 32        | 130       | H | IUPUI            | 63 <b>67</b> |                           |   |            |              |          |   |                |              |
| 283                       | A | Cleveland St.  | 76 63        | 337       | H | UIC              | 62 32        |                           |   |            |              |          |   |                |              |
| 121                       | A | Youngstown St. | 59 <b>70</b> | 310       | A | Oakland          | 77 53        |                           |   |            |              |          |   |                |              |
| 63                        | H | Wright St.     | 56 37        | 333       | A | Detroit Mercy    | 65 40        |                           |   |            |              |          |   |                |              |
| 253                       | H | Northern Ky.   | 70 42        | 121       | H | Youngstown St.   | 60 42        |                           |   |            |              |          |   |                |              |

Non-Div I Games: Wis.-Parkside 81 32

Green Bay

■ Loss, 
 ■ Non-Conf, S Site, 
 ■ Home 
 ■ Away 
 N Neutral

|                   |          |           |                |            |             |               |      |      |       |           |
|-------------------|----------|-----------|----------------|------------|-------------|---------------|------|------|-------|-----------|
| Average RPI Win:  | 257      | WON-LOST  | WINNING        | LAST 10    | STRENGTH OF | OPP. STRENGTH | TEAM | ADJ. | CONF. | ADJ CONF. |
| Average RPI Loss: | 184      | RECORD    | PCT. RANK      | GAMES      | SCHEDULE    | OF SCHEDULE   | RPI  | RPI  | RPI   | RPI       |
| DIV. I ONLY       | 14- 11   | 142       | 0- 1           | 303        | 269         | 200           | 200  | 27   | 27    |           |
| DIV. I NON-CONF.  | 3- 7     | 256       | 0- 1           | 215        | 152         | 271           | 271  | 29   | 29    |           |
| TOTALS            | RPI 1-25 | RPI 26-50 | W-L RECORDS    | RPI 51-100 | RPI 101-150 | RPI 150+      |      |      |       |           |
| 14- 11            | 0- 1     | 1- 0      | OVERALL        | 1- 1       | 0- 1        | 12- 8         |      |      |       |           |
| 8- 3              | 0- 0     | 1- 0      | HOME           | 1- 0       | 0- 0        | 6- 3          |      |      |       |           |
| 6- 6              | 0- 1     | 0- 0      | AWAY           | 0- 0       | 0- 1        | 6- 4          |      |      |       |           |
| 0- 2              | 0- 0     | 0- 0      | NEUTRAL        | 0- 1       | 0- 0        | 0- 1          |      |      |       |           |
| 3- 7              | 0- 1     | 1- 0      | NON-CONFERENCE | 0- 1       | 0- 0        | 2- 5          |      |      |       |           |
| 2- 2              | 0- 0     | 1- 0      | HOME           | 0- 0       | 0- 0        | 1- 2          |      |      |       |           |
| 1- 3              | 0- 1     | 0- 0      | AWAY           | 0- 0       | 0- 0        | 1- 2          |      |      |       |           |
| 0- 2              | 0- 0     | 0- 0      | NEUTRAL        | 0- 1       | 0- 0        | 0- 1          |      |      |       |           |
| 11- 4             | 0- 0     | 0- 0      | CONFERENCE     | 1- 0       | 0- 1        | 10- 3         |      |      |       |           |
| 6- 1              | 0- 0     | 0- 0      | HOME           | 1- 0       | 0- 0        | 5- 1          |      |      |       |           |
| 5- 3              | 0- 0     | 0- 0      | AWAY           | 0- 0       | 0- 1        | 5- 2          |      |      |       |           |
| 0- 0              | 0- 0     | 0- 0      | NEUTRAL        | 0- 0       | 0- 0        | 0- 0          |      |      |       |           |

| RPI 1-25                  |   |                |       | RPI 26-50 |   |               |       | RPI 51-100 |   |          |       | RPI 101+ Team's RPI: 200 |   |                |       |
|---------------------------|---|----------------|-------|-----------|---|---------------|-------|------------|---|----------|-------|--------------------------|---|----------------|-------|
| RPI                       | S | Opponent       | Score | RPI       | S | Opponent      | Score | RPI        | S | Opponent | Score | RPI                      | S | Opponent       | Score |
| 8                         | A | NC State       | 51 83 | 36        | H | James Madison | 72 65 | 76         | H | Radford  | 68 54 | 123                      | A | High Point     | 73 82 |
|                           |   |                |       |           |   |               |       | 79         | N | SFA      | 68 70 | 162                      | H | Chattanooga    | 50 58 |
|                           |   |                |       |           |   |               |       |            |   |          |       | 186                      | A | UNC Asheville  | 61 58 |
|                           |   |                |       |           |   |               |       |            |   |          |       | 213                      | H | Elon           | 62 77 |
|                           |   |                |       |           |   |               |       |            |   |          |       | 214                      | A | Campbell       | 46 52 |
|                           |   |                |       |           |   |               |       |            |   |          |       | 214                      | H | Campbell       | 61 50 |
|                           |   |                |       |           |   |               |       |            |   |          |       | 222                      | A | Cornell        | 53 79 |
|                           |   |                |       |           |   |               |       |            |   |          |       | 231                      | N | Sacramento St. | 61 65 |
|                           |   |                |       |           |   |               |       |            |   |          |       | 236                      | A | Columbia       | 63 88 |
|                           |   |                |       |           |   |               |       |            |   |          |       | 244                      | A | Gardner-Webb   | 46 68 |
|                           |   |                |       |           |   |               |       |            |   |          |       | 244                      | H | Gardner-Webb   | 82 80 |
|                           |   |                |       |           |   |               |       |            |   |          |       | 286                      | H | Samford        | 64 57 |
|                           |   |                |       |           |   |               |       |            |   |          |       | 289                      | A | Winthrop       | 84 63 |
|                           |   |                |       |           |   |               |       |            |   |          |       | 293                      | A | Charleston So. | 74 66 |
|                           |   |                |       |           |   |               |       |            |   |          |       | 293                      | H | Charleston So. | 57 72 |
|                           |   |                |       |           |   |               |       |            |   |          |       | 304                      | A | Fla. Atlantic  | 72 68 |
|                           |   |                |       |           |   |               |       |            |   |          |       | 330                      | A | Presbyterian   | 82 68 |
|                           |   |                |       |           |   |               |       |            |   |          |       | 330                      | H | Presbyterian   | 79 62 |
|                           |   |                |       |           |   |               |       |            |   |          |       | 335                      | A | Longwood       | 86 70 |
|                           |   |                |       |           |   |               |       |            |   |          |       | 335                      | H | Longwood       | 66 40 |
|                           |   |                |       |           |   |               |       |            |   |          |       | 342                      | H | USC Upstate    | 67 43 |
| LAST 12 Division I GAMES: |   |                |       |           |   |               |       |            |   |          |       |                          |   |                |       |
| 231                       | N | Sacramento St. | 61 65 | 330       | H | Presbyterian  | 79 62 |            |   |          |       |                          |   |                |       |
| 330                       | A | Presbyterian   | 82 68 | 123       | A | High Point    | 73 82 |            |   |          |       |                          |   |                |       |
| 335                       | A | Longwood       | 86 70 | 342       | H | USC Upstate   | 67 43 |            |   |          |       |                          |   |                |       |
| 244                       | A | Gardner-Webb   | 46 68 | 244       | H | Gardner-Webb  | 82 80 |            |   |          |       |                          |   |                |       |
| 293                       | H | Charleston So. | 57 72 | 289       | A | Winthrop      | 84 63 |            |   |          |       |                          |   |                |       |
| 214                       | H | Campbell       | 61 50 | 214       | A | Campbell      | 46 52 |            |   |          |       |                          |   |                |       |

Non-Div I Games: Mid-Atlantic Christl15 48

Hampton

■ Loss, 
 ■ Non-Conf, S Site, 
 ■ Home 
 ■ Away 
 N Neutral

|                   |          |           |                |            |             |               |      |      |       |           |
|-------------------|----------|-----------|----------------|------------|-------------|---------------|------|------|-------|-----------|
| Average RPI Win:  | 254      | WON-LOST  | WINNING        | LAST 10    | STRENGTH OF | OPP. STRENGTH | TEAM | ADJ. | CONF. | ADJ CONF. |
| Average RPI Loss: | 76       | RECORD    | PCT. RANK      | GAMES      | SCHEDULE    | OF SCHEDULE   | RPI  | RPI  | RPI   | RPI       |
| DIV. I ONLY       | 19- 9    | 81        | 0- 1           | 184        | 195         | 113           | 113  | 23   | 23    |           |
| DIV. I NON-CONF.  | 7- 7     | 162       | 0- 1           | 121        | 88          | 144           | 144  | 25   | 25    |           |
| TOTALS            | RPI 1-25 | RPI 26-50 | W-L RECORDS    | RPI 51-100 | RPI 101-150 | RPI 150+      |      |      |       |           |
| 19- 9             | 0- 2     | 0- 2      | OVERALL        | 2- 3       | 0- 0        | 17- 2         |      |      |       |           |
| 11- 2             | 0- 0     | 0- 1      | HOME           | 2- 1       | 0- 0        | 9- 0          |      |      |       |           |
| 8- 5              | 0- 1     | 0- 1      | AWAY           | 0- 2       | 0- 0        | 8- 1          |      |      |       |           |
| 0- 2              | 0- 1     | 0- 0      | NEUTRAL        | 0- 0       | 0- 0        | 0- 1          |      |      |       |           |
| 7- 7              | 0- 2     | 0- 2      | NON-CONFERENCE | 1- 2       | 0- 0        | 6- 1          |      |      |       |           |
| 4- 2              | 0- 0     | 0- 1      | HOME           | 1- 1       | 0- 0        | 3- 0          |      |      |       |           |
| 3- 3              | 0- 1     | 0- 1      | AWAY           | 0- 1       | 0- 0        | 3- 0          |      |      |       |           |
| 0- 2              | 0- 1     | 0- 0      | NEUTRAL        | 0- 0       | 0- 0        | 0- 1          |      |      |       |           |
| 12- 2             | 0- 0     | 0- 0      | CONFERENCE     | 1- 1       | 0- 0        | 11- 1         |      |      |       |           |
| 7- 0              | 0- 0     | 0- 0      | HOME           | 1- 0       | 0- 0        | 6- 0          |      |      |       |           |
| 5- 2              | 0- 0     | 0- 0      | AWAY           | 0- 1       | 0- 0        | 5- 1          |      |      |       |           |
| 0- 0              | 0- 0     | 0- 0      | NEUTRAL        | 0- 0       | 0- 0        | 0- 0          |      |      |       |           |

| RPI 1-25                  |   |               |       | RPI 26-50 |   |               |       | RPI 51-100 |   |           |       | RPI 101+ Team's RPI: 113 |   |                   |       |
|---------------------------|---|---------------|-------|-----------|---|---------------|-------|------------|---|-----------|-------|--------------------------|---|-------------------|-------|
| RPI                       | S | Opponent      | Score | RPI       | S | Opponent      | Score | RPI        | S | Opponent  | Score | RPI                      | S | Opponent          | Score |
| 3                         | N | Louisville    | 69 86 | 39        | H | Michigan St.  | 66 74 | 52         | A | Villanova | 41 59 | 151                      | N | Southern Ill.     | 50 72 |
| 18                        | A | Miami (FL)    | 62 75 | 48        | A | New Mexico    | 65 72 | 58         | A | Maine     | 58 78 | 152                      | A | Stony Brook       | 64 36 |
|                           |   |               |       |           |   |               |       | 58         | H | Maine     | 49 46 | 152                      | H | Stony Brook       | 73 62 |
|                           |   |               |       |           |   |               |       | 66         | H | Princeton | 38 75 | 170                      | H | William & Mary    | 50 45 |
|                           |   |               |       |           |   |               |       | 81         | H | Harvard   | 73 60 | 248                      | A | Binghamton        | 62 73 |
|                           |   |               |       |           |   |               |       |            |   |           |       | 250                      | H | Albany (NY)       | 82 35 |
|                           |   |               |       |           |   |               |       |            |   |           |       | 263                      | A | Rhode Island      | 65 51 |
|                           |   |               |       |           |   |               |       |            |   |           |       | 280                      | A | Vermont           | 76 48 |
|                           |   |               |       |           |   |               |       |            |   |           |       | 280                      | H | Vermont           | 61 32 |
|                           |   |               |       |           |   |               |       |            |   |           |       | 299                      | H | Bryant            | 67 57 |
|                           |   |               |       |           |   |               |       |            |   |           |       | 307                      | H | Morgan St.        | 80 59 |
|                           |   |               |       |           |   |               |       |            |   |           |       | 308                      | A | New Hampshire     | 66 48 |
|                           |   |               |       |           |   |               |       |            |   |           |       | 308                      | H | New Hampshire     | 56 49 |
|                           |   |               |       |           |   |               |       |            |   |           |       | 312                      | A | UMBC              | 66 52 |
|                           |   |               |       |           |   |               |       |            |   |           |       | 312                      | H | UMBC              | 92 47 |
|                           |   |               |       |           |   |               |       |            |   |           |       | 320                      | A | Central Conn. St. | 54 52 |
|                           |   |               |       |           |   |               |       |            |   |           |       | 324                      | A | UMass Lowell      | 66 44 |
|                           |   |               |       |           |   |               |       |            |   |           |       | 324                      | H | UMass Lowell      | 69 45 |
|                           |   |               |       |           |   |               |       |            |   |           |       | 325                      | A | NJIT              | 84 53 |
| LAST 12 Division I GAMES: |   |               |       |           |   |               |       |            |   |           |       |                          |   |                   |       |
| 48                        | A | New Mexico    | 65 72 | 312       | H | UMBC          | 92 47 |            |   |           |       |                          |   |                   |       |
| 18                        | A | Miami (FL)    | 62 75 | 152       | H | Stony Brook   | 73 62 |            |   |           |       |                          |   |                   |       |
| 324                       | H | UMass Lowell  | 69 45 | 248       | A | Binghamton    | 62 73 |            |   |           |       |                          |   |                   |       |
| 308                       | H | New Hampshire | 56 49 | 250       | H | Albany (NY)   | 82 35 |            |   |           |       |                          |   |                   |       |
| 280                       | A | Vermont       | 76 48 | 308       | A | New Hampshire | 66 48 |            |   |           |       |                          |   |                   |       |
| 58                        | A | Maine         | 58 78 | 324       | A | UMass Lowell  | 66 44 |            |   |           |       |                          |   |                   |       |

Non-Div I Games:

Hartford

■ Loss, 
 ■ Non-Conf, S Site, 
 ■ Home 
 ■ Away 
 N Neutral

# Harvard

Through Games Of Feb. 26, 2019

| Average RPI Win:  | 195      | WON-LOST  | WINNING        | LAST 10    | STRENGTH OF | OPP. STRENGTH | TEAM | ADJ. | CONF. | ADJ CONF. |
|-------------------|----------|-----------|----------------|------------|-------------|---------------|------|------|-------|-----------|
| Average RPI Loss: | 82       | RECORD    | PCT. RANK      | GAMES      | SCHEDULE    | OF SCHEDULE   | RPI  | RPI  | RPI   | RPI       |
| DIV. I ONLY       | 14- 9    | 115       | 1- 0           | 84         | 104         | 81            | 81   | 11   | 11    |           |
| DIV. I NON-CONF.  | 7- 6     | 153       | 1- 0           | 66         | 28          | 80            | 80   | 11   | 11    |           |
| TOTALS            | RPI 1-25 | RPI 26-50 | W-L RECORDS    | RPI 51-100 | RPI 101-150 | RPI 150+      |      |      |       |           |
| 14- 9             | 0- 1     | 1- 1      | OVERALL        | 1- 4       | 2- 2        | 10- 1         |      |      |       |           |
| 6- 4              | 0- 0     | 0- 1      | HOME           | 1- 3       | 1- 0        | 4- 0          |      |      |       |           |
| 7- 5              | 0- 1     | 1- 0      | AWAY           | 0- 1       | 1- 2        | 5- 1          |      |      |       |           |
| 1- 0              | 0- 0     | 0- 0      | NEUTRAL        | 0- 0       | 0- 0        | 1- 0          |      |      |       |           |
| 7- 6              | 0- 1     | 1- 1      | NON-CONFERENCE | 0- 3       | 1- 1        | 5- 0          |      |      |       |           |
| 2- 3              | 0- 0     | 0- 1      | HOME           | 0- 2       | 0- 0        | 2- 0          |      |      |       |           |
| 4- 3              | 0- 1     | 1- 0      | AWAY           | 0- 1       | 1- 1        | 2- 0          |      |      |       |           |
| 1- 0              | 0- 0     | 0- 0      | NEUTRAL        | 0- 0       | 0- 0        | 1- 0          |      |      |       |           |
| 7- 3              | 0- 0     | 0- 0      | CONFERENCE     | 1- 1       | 1- 1        | 5- 1          |      |      |       |           |
| 4- 1              | 0- 0     | 0- 0      | HOME           | 1- 1       | 1- 0        | 2- 0          |      |      |       |           |
| 3- 2              | 0- 0     | 0- 0      | AWAY           | 0- 0       | 0- 1        | 3- 1          |      |      |       |           |
| 0- 0              | 0- 0     | 0- 0      | NEUTRAL        | 0- 0       | 0- 0        | 0- 0          |      |      |       |           |

| RPI 1-25                  |   |            | RPI 26-50 |     |   | RPI 51-100 |        |     | Team's RPI: 81 | RPI 101+   |       |     |
|---------------------------|---|------------|-----------|-----|---|------------|--------|-----|----------------|------------|-------|-----|
| RPI                       | S | Opponent   | Score     | RPI | S | Opponent   | Score  | RPI | S              | Opponent   | Score | RPI |
| 1                         | A | Notre Dame | 58 103    | 27  | H | Rutgers    | 49 60  | 51  | H              | Quinnipiac | 67 72 | 113 |
|                           |   |            |           | 38  | A | California | 85 79  | 58  | H              | Maine      | 60 67 | 116 |
|                           |   |            |           |     |   |            |        | 66  | H              | Princeton  | 71 75 | 116 |
|                           |   |            |           |     |   |            |        | 72  | H              | Penn       | 80 72 | 150 |
|                           |   |            |           |     |   |            |        | 74  | A              | Purdue     | 65 66 | 155 |
|                           |   |            |           |     |   |            |        |     |                |            |       | 201 |
|                           |   |            |           |     |   |            |        |     |                |            |       | 203 |
|                           |   |            |           |     |   |            |        |     |                |            |       | 203 |
|                           |   |            |           |     |   |            |        |     |                |            |       | 222 |
|                           |   |            |           |     |   |            |        |     |                |            |       | 236 |
|                           |   |            |           |     |   |            |        |     |                |            |       | 263 |
|                           |   |            |           |     |   |            |        |     |                |            |       | 270 |
|                           |   |            |           |     |   |            |        |     |                |            |       | 272 |
|                           |   |            |           |     |   |            |        |     |                |            |       | 272 |
|                           |   |            |           |     |   |            |        |     |                |            |       | 295 |
| LAST 12 Division I GAMES: |   |            |           |     |   |            |        |     |                |            |       |     |
| 150                       | A | CSUN       | 75 55     | 236 | A | Columbia   | 65 75  |     |                |            |       |     |
| 116                       | H | Yale       | 83 69     | 272 | A | Brown      | 100 83 |     |                |            |       |     |
| 272                       | H | Brown      | 98 55     | 116 | A | Yale       | 62 65  |     |                |            |       |     |
| 72                        | H | Penn       | 80 72     | 203 | A | Dartmouth  | 73 57  |     |                |            |       |     |
| 66                        | H | Princeton  | 71 75     | 203 | H | Dartmouth  | 56 46  |     |                |            |       |     |
| 222                       | A | Cornell    | 68 61     | 38  | A | California | 85 79  |     |                |            |       |     |

Non-Div I Games:

Harvard

Loss, Non-Conf, S Site, H Home A Away N Neutral

|                   |          |           |                |            |             |               |      |      |       |           |
|-------------------|----------|-----------|----------------|------------|-------------|---------------|------|------|-------|-----------|
| Average RPI Win:  | 239      | WON-LOST  | WINNING        | LAST 10    | STRENGTH OF | OPP. STRENGTH | TEAM | ADJ. | CONF. | ADJ CONF. |
| Average RPI Loss: | 153      | RECORD    | PCT. RANK      | GAMES      | SCHEDULE    | OF SCHEDULE   | RPI  | RPI  | RPI   | RPI       |
| DIV. I ONLY       | 10- 15   | 230       | 0- 1           | 181        | 208         | 233           | 233  | 20   | 20    |           |
| DIV. I NON-CONF.  | 3- 9     | 271       | 0- 1           | 142        | 125         | 267           | 267  | 20   | 20    |           |
| TOTALS            | RPI 1-25 | RPI 26-50 | W-L RECORDS    | RPI 51-100 | RPI 101-150 | RPI 150+      |      |      |       |           |
| 10- 15            | 0- 1     | 0- 0      | OVERALL        | 2- 4       | 0- 3        | 8- 7          |      |      |       |           |
| 6- 8              | 0- 1     | 0- 0      | HOME           | 2- 2       | 0- 3        | 4- 2          |      |      |       |           |
| 4- 6              | 0- 0     | 0- 0      | AWAY           | 0- 1       | 0- 0        | 4- 5          |      |      |       |           |
| 0- 1              | 0- 0     | 0- 0      | NEUTRAL        | 0- 1       | 0- 0        | 0- 0          |      |      |       |           |
| 3- 9              | 0- 1     | 0- 0      | NON-CONFERENCE | 1- 3       | 0- 1        | 2- 4          |      |      |       |           |
| 2- 5              | 0- 1     | 0- 0      | HOME           | 1- 2       | 0- 1        | 1- 1          |      |      |       |           |
| 1- 3              | 0- 0     | 0- 0      | AWAY           | 0- 0       | 0- 0        | 1- 3          |      |      |       |           |
| 0- 1              | 0- 0     | 0- 0      | NEUTRAL        | 0- 1       | 0- 0        | 0- 0          |      |      |       |           |
| 7- 6              | 0- 0     | 0- 0      | CONFERENCE     | 1- 1       | 0- 2        | 6- 3          |      |      |       |           |
| 4- 3              | 0- 0     | 0- 0      | HOME           | 1- 0       | 0- 2        | 3- 1          |      |      |       |           |
| 3- 3              | 0- 0     | 0- 0      | AWAY           | 0- 1       | 0- 0        | 3- 2          |      |      |       |           |
| 0- 0              | 0- 0     | 0- 0      | NEUTRAL        | 0- 0       | 0- 0        | 0- 0          |      |      |       |           |

| RPI                       | S | Opponent | Score | RPI | S | Opponent | Score | RPI | S | Opponent | Score | RPI | S | Opponent          | Score | Team's RPI: 233 |
|---------------------------|---|----------|-------|-----|---|----------|-------|-----|---|----------|-------|-----|---|-------------------|-------|-----------------|
| 4                         | H | Stanford | 59 81 |     |   |          |       | 64  | N | Utah     | 48 73 | 102 | H | Pepperdine        | 64 65 |                 |
|                           |   |          |       |     |   |          |       | 70  | H | FGCU     | 67 73 | 143 | H | UC Riverside      | 55 60 |                 |
|                           |   |          |       |     |   |          |       | 78  | H | American | 57 69 | 150 | H | CSUN              | 29 49 |                 |
|                           |   |          |       |     |   |          |       | 83  | A | UC Davis | 46 72 | 177 | A | UC Irvine         | 70 68 |                 |
|                           |   |          |       |     |   |          |       | 83  | H | UC Davis | 65 60 | 177 | H | UC Irvine         | 48 53 |                 |
|                           |   |          |       |     |   |          |       | 89  | H | Idaho    | 69 61 | 178 | H | Portland          | 65 72 |                 |
|                           |   |          |       |     |   |          |       |     |   |          |       | 199 | A | UNLV              | 66 61 |                 |
|                           |   |          |       |     |   |          |       |     |   |          |       | 219 | A | Nevada            | 78 79 |                 |
|                           |   |          |       |     |   |          |       |     |   |          |       | 226 | A | San Diego St.     | 57 58 |                 |
|                           |   |          |       |     |   |          |       |     |   |          |       | 256 | A | San Diego         | 50 58 |                 |
|                           |   |          |       |     |   |          |       |     |   |          |       | 266 | A | Cal St. Fullerton | 68 72 |                 |
|                           |   |          |       |     |   |          |       |     |   |          |       | 275 | A | Long Beach St.    | 40 56 |                 |
|                           |   |          |       |     |   |          |       |     |   |          |       | 275 | H | Long Beach St.    | 63 49 |                 |
|                           |   |          |       |     |   |          |       |     |   |          |       | 300 | A | UC Santa Barbara  | 47 35 |                 |
|                           |   |          |       |     |   |          |       |     |   |          |       | 300 | H | UC Santa Barbara  | 72 49 |                 |
|                           |   |          |       |     |   |          |       |     |   |          |       | 313 | A | Cal Poly          | 71 54 |                 |
|                           |   |          |       |     |   |          |       |     |   |          |       | 313 | H | Cal Poly          | 70 52 |                 |
|                           |   |          |       |     |   |          |       |     |   |          |       | 344 | H | Seattle U         | 67 51 |                 |
| LAST 12 Division I GAMES: |   |          |       |     |   |          |       |     |   |          |       |     |   |                   |       |                 |
|                           |   |          |       |     |   |          |       |     |   |          |       |     |   |                   |       |                 |
|                           |   |          |       |     |   |          |       |     |   |          |       |     |   |                   |       |                 |
|                           |   |          |       |     |   |          |       |     |   |          |       |     |   |                   |       |                 |
|                           |   |          |       |     |   |          |       |     |   |          |       |     |   |                   |       |                 |
|                           |   |          |       |     |   |          |       |     |   |          |       |     |   |                   |       |                 |
|                           |   |          |       |     |   |          |       |     |   |          |       |     |   |                   |       |                 |
|                           |   |          |       |     |   |          |       |     |   |          |       |     |   |                   |       |                 |
|                           |   |          |       |     |   |          |       |     |   |          |       |     |   |                   |       |                 |
|                           |   |          |       |     |   |          |       |     |   |          |       |     |   |                   |       |                 |
|                           |   |          |       |     |   |          |       |     |   |          |       |     |   |                   |       |                 |

Non-Div I Games: Hawaii Pacific 66 51

Hawaii

■ Loss, 
 ■ Non-Conf, S Site, 
 ■ Home 
 ■ Away 
 N Neutral

| Average RPI Win:  | 276      | WON-LOST  | WINNING        | LAST 10    | STRENGTH OF | OPP. STRENGTH | TEAM | ADJ. | CONF. | ADJ CONF. |
|-------------------|----------|-----------|----------------|------------|-------------|---------------|------|------|-------|-----------|
| Average RPI Loss: | 82       | RECORD    | PCT. RANK      | GAMES      | SCHEDULE    | OF SCHEDULE   | RPI  | RPI  | RPI   | RPI       |
| DIV. I ONLY       | 17- 7    | 62        | 1- 0           | 250        | 289         | 123           | 123  | 27   | 27    |           |
| DIV. I NON-CONF.  | 5- 4     | 139       | 0- 0           | 104        | 208         | 94            | 94   | 29   | 29    |           |
| TOTALS            | RPI 1-25 | RPI 26-50 | W-L RECORDS    | RPI 51-100 | RPI 101-150 | RPI 150+      |      |      |       |           |
| 17- 7             | 0- 1     | 0- 2      | OVERALL        | 1- 2       | 0- 1        | 16- 1         |      |      |       |           |
| 11- 1             | 0- 0     | 0- 0      | HOME           | 1- 1       | 0- 0        | 10- 0         |      |      |       |           |
| 6- 6              | 0- 1     | 0- 2      | AWAY           | 0- 1       | 0- 1        | 6- 1          |      |      |       |           |
| 0- 0              | 0- 0     | 0- 0      | NEUTRAL        | 0- 0       | 0- 0        | 0- 0          |      |      |       |           |
| 5- 4              | 0- 1     | 0- 2      | NON-CONFERENCE | 1- 0       | 0- 1        | 4- 0          |      |      |       |           |
| 4- 0              | 0- 0     | 0- 0      | HOME           | 1- 0       | 0- 0        | 3- 0          |      |      |       |           |
| 1- 4              | 0- 1     | 0- 2      | AWAY           | 0- 0       | 0- 1        | 1- 0          |      |      |       |           |
| 0- 0              | 0- 0     | 0- 0      | NEUTRAL        | 0- 0       | 0- 0        | 0- 0          |      |      |       |           |
| 12- 3             | 0- 0     | 0- 0      | CONFERENCE     | 0- 2       | 0- 0        | 12- 1         |      |      |       |           |
| 7- 1              | 0- 0     | 0- 0      | HOME           | 0- 1       | 0- 0        | 7- 0          |      |      |       |           |
| 5- 2              | 0- 0     | 0- 0      | AWAY           | 0- 1       | 0- 0        | 5- 1          |      |      |       |           |
| 0- 0              | 0- 0     | 0- 0      | NEUTRAL        | 0- 0       | 0- 0        | 0- 0          |      |      |       |           |

| RPI 1-25                  |   |                |       | RPI 26-50 |   |                |       | RPI 51-100 |   |          |       | RPI 101+ Team's RPI: 123 |   |                |       |
|---------------------------|---|----------------|-------|-----------|---|----------------|-------|------------|---|----------|-------|--------------------------|---|----------------|-------|
| RPI                       | S | Opponent       | Score | RPI       | S | Opponent       | Score | RPI        | S | Opponent | Score | RPI                      | S | Opponent       | Score |
| 17                        | A | Kentucky       | 49 71 | 41        | A | Clemson        | 64 83 | 76         | A | Radford  | 58 80 | 137                      | A | Davidson       | 62 71 |
|                           |   |                |       | 42        | A | Miami (OH)     | 55 68 | 76         | H | Radford  | 79 84 | 186                      | A | UNC Asheville  | 56 67 |
|                           |   |                |       |           |   |                |       | 78         | H | American | 66 61 | 200                      | H | Hampton        | 82 73 |
|                           |   |                |       |           |   |                |       |            |   |          |       | 214                      | H | Campbell       | 65 60 |
|                           |   |                |       |           |   |                |       |            |   |          |       | 244                      | A | Gardner-Webb   | 78 61 |
|                           |   |                |       |           |   |                |       |            |   |          |       | 244                      | H | Gardner-Webb   | 78 70 |
|                           |   |                |       |           |   |                |       |            |   |          |       | 254                      | A | ETSU           | 73 65 |
|                           |   |                |       |           |   |                |       |            |   |          |       | 264                      | H | Norfolk St.    | 83 51 |
|                           |   |                |       |           |   |                |       |            |   |          |       | 289                      | H | Winthrop       | 56 54 |
|                           |   |                |       |           |   |                |       |            |   |          |       | 293                      | A | Charleston So. | 69 62 |
|                           |   |                |       |           |   |                |       |            |   |          |       | 293                      | H | Charleston So. | 71 64 |
|                           |   |                |       |           |   |                |       |            |   |          |       | 303                      | H | UNC Greensboro | 82 75 |
|                           |   |                |       |           |   |                |       |            |   |          |       | 330                      | A | Presbyterian   | 70 63 |
|                           |   |                |       |           |   |                |       |            |   |          |       | 330                      | H | Presbyterian   | 79 40 |
|                           |   |                |       |           |   |                |       |            |   |          |       | 335                      | A | Longwood       | 65 54 |
|                           |   |                |       |           |   |                |       |            |   |          |       | 335                      | H | Longwood       | 70 47 |
|                           |   |                |       |           |   |                |       |            |   |          |       | 338                      | H | N.C. Central   | 80 69 |
|                           |   |                |       |           |   |                |       |            |   |          |       | 342                      | A | USC Upstate    | 87 61 |
| LAST 12 Division I GAMES: |   |                |       |           |   |                |       |            |   |          |       |                          |   |                |       |
| 335                       | H | Longwood       | 70 47 | 200       | H | Hampton        | 82 73 |            |   |          |       |                          |   |                |       |
| 244                       | H | Gardner-Webb   | 78 70 | 289       | H | Winthrop       | 56 54 |            |   |          |       |                          |   |                |       |
| 330                       | A | Presbyterian   | 70 63 | 293       | H | Charleston So. | 71 64 |            |   |          |       |                          |   |                |       |
| 293                       | A | Charleston So. | 69 62 | 214       | H | Campbell       | 65 60 |            |   |          |       |                          |   |                |       |
| 76                        | H | Radford        | 79 84 | 186       | A | UNC Asheville  | 56 67 |            |   |          |       |                          |   |                |       |
| 335                       | A | Longwood       | 65 54 | 244       | A | Gardner-Webb   | 78 61 |            |   |          |       |                          |   |                |       |

Non-Div I Games: Greensboro 102 50 Mars Hill 86 36

High Point

■ Loss, 
 ■ Non-Conf, 
 ■ S Site, 
 ■ H Home 
 ■ A Away 
 N Neutral

|                              |          |           |                |             |               |          |      |       |           |
|------------------------------|----------|-----------|----------------|-------------|---------------|----------|------|-------|-----------|
| Average RPI Win: <b>225</b>  | WON-LOST | WINNING   | LAST 10        | STRENGTH OF | OPP. STRENGTH | TEAM     | ADJ. | CONF. | ADJ CONF. |
| Average RPI Loss: <b>138</b> | RECORD   | PCT. RANK | GAMES          | SCHEDULE    | OF SCHEDULE   | RPI      | RPI  | RPI   | RPI       |
| DIV. I ONLY                  | 7- 18    | 285       | 1- 0           | 93          | 205           | 221      | 221  | 10    | 10        |
| DIV. I NON-CONF.             | 5- 6     | 177       | 0- 0           | 211         | 334           | 208      | 208  | 10    | 10        |
| TOTALS                       | RPI 1-25 | RPI 26-50 | W-L RECORDS    | RPI 51-100  | RPI 101-150   | RPI 150+ |      |       |           |
| 7- 18                        | 0- 0     | 0- 2      | OVERALL        | 0- 3        | 2- 6          | 5- 7     |      |       |           |
| 2- 8                         | 0- 0     | 0- 1      | HOME           | 0- 1        | 1- 2          | 1- 4     |      |       |           |
| 4- 8                         | 0- 0     | 0- 1      | AWAY           | 0- 1        | 1- 3          | 3- 3     |      |       |           |
| 1- 2                         | 0- 0     | 0- 0      | NEUTRAL        | 0- 1        | 0- 1          | 1- 0     |      |       |           |
| 5- 6                         | 0- 0     | 0- 0      | NON-CONFERENCE | 0- 1        | 0- 1          | 5- 4     |      |       |           |
| 1- 2                         | 0- 0     | 0- 0      | HOME           | 0- 0        | 0- 0          | 1- 2     |      |       |           |
| 3- 2                         | 0- 0     | 0- 0      | AWAY           | 0- 0        | 0- 0          | 3- 2     |      |       |           |
| 1- 2                         | 0- 0     | 0- 0      | NEUTRAL        | 0- 1        | 0- 1          | 1- 0     |      |       |           |
| 2- 12                        | 0- 0     | 0- 2      | CONFERENCE     | 0- 2        | 2- 5          | 0- 3     |      |       |           |
| 1- 6                         | 0- 0     | 0- 1      | HOME           | 0- 1        | 1- 2          | 0- 2     |      |       |           |
| 1- 6                         | 0- 0     | 0- 1      | AWAY           | 0- 1        | 1- 3          | 0- 1     |      |       |           |
| 0- 0                         | 0- 0     | 0- 0      | NEUTRAL        | 0- 0        | 0- 0          | 0- 0     |      |       |           |

| RPI S                     | Opponent             | Score        | RPI S | Opponent        | Score        | RPI S | Opponent     | Score        | RPI S | Opponent             | Score        | Team's RPI: 221 |
|---------------------------|----------------------|--------------|-------|-----------------|--------------|-------|--------------|--------------|-------|----------------------|--------------|-----------------|
| 36                        | A James Madison      | 54 <b>77</b> | 36    | H James Madison | 44 <b>59</b> | 63    | N Wright St. | 64 <b>93</b> | 107   | A Towson             | 68 <b>92</b> |                 |
|                           |                      |              |       |                 |              | 65    | A Drexel     | 39 <b>62</b> | 107   | H Towson             | 56 <b>68</b> |                 |
|                           |                      |              |       |                 |              | 65    | H Drexel     | 49 <b>61</b> | 114   | A Northeastern       | 63 <b>62</b> |                 |
|                           |                      |              |       |                 |              |       |              |              | 114   | H Northeastern       | 78 <b>61</b> |                 |
|                           |                      |              |       |                 |              |       |              |              | 120   | A UNCW               | 54 <b>89</b> |                 |
|                           |                      |              |       |                 |              |       |              |              | 136   | N Marist             | 57 <b>71</b> |                 |
|                           |                      |              |       |                 |              |       |              |              | 149   | A Delaware           | 47 <b>57</b> |                 |
|                           |                      |              |       |                 |              |       |              |              | 149   | H Delaware           | 59 <b>78</b> |                 |
|                           |                      |              |       |                 |              |       |              |              | 152   | A Stony Brook        | 49 <b>77</b> |                 |
|                           |                      |              |       |                 |              |       |              |              | 170   | H William & Mary     | 55 <b>60</b> |                 |
|                           |                      |              |       |                 |              |       |              |              | 184   | A Holy Cross         | 66 <b>72</b> |                 |
|                           |                      |              |       |                 |              |       |              |              | 194   | N Stetson            | 53 <b>50</b> |                 |
|                           |                      |              |       |                 |              |       |              |              | 213   | H Elon               | 64 <b>77</b> |                 |
|                           |                      |              |       |                 |              |       |              |              | 215   | H Sacred Heart       | 64 <b>70</b> |                 |
|                           |                      |              |       |                 |              |       |              |              | 236   | H Columbia           | 63 <b>65</b> |                 |
|                           |                      |              |       |                 |              |       |              |              | 241   | A St. Bonaventure    | 67 <b>59</b> |                 |
|                           |                      |              |       |                 |              |       |              |              | 270   | A Siena              | 57 <b>50</b> |                 |
|                           |                      |              |       |                 |              |       |              |              | 287   | A Col. of Charleston | 62 <b>70</b> |                 |
|                           |                      |              |       |                 |              |       |              |              | 312   | A UMBC               | 45 <b>42</b> |                 |
|                           |                      |              |       |                 |              |       |              |              | 331   | H Iona               | 74 <b>49</b> |                 |
| LAST 12 Division I GAMES: |                      |              |       |                 |              |       |              |              |       |                      |              |                 |
| 114                       | A Northeastern       | 63 <b>62</b> | 120   | A UNCW          | 54 <b>89</b> |       |              |              |       |                      |              |                 |
| 149                       | A Delaware           | 47 <b>57</b> | 114   | H Northeastern  | 78 <b>61</b> |       |              |              |       |                      |              |                 |
| 65                        | A Drexel             | 39 <b>62</b> | 65    | H Drexel        | 49 <b>61</b> |       |              |              |       |                      |              |                 |
| 36                        | H James Madison      | 44 <b>59</b> | 149   | H Delaware      | 59 <b>78</b> |       |              |              |       |                      |              |                 |
| 107                       | H Towson             | 56 <b>68</b> | 107   | A Towson        | 68 <b>92</b> |       |              |              |       |                      |              |                 |
| 287                       | A Col. of Charleston | 62 <b>70</b> | 36    | A James Madison | 54 <b>77</b> |       |              |              |       |                      |              |                 |

Non-Div I Games: Wilmington (DE) 77 56

Hofstra

■ Loss, 
 ■ Non-Conf, 
 ■ S Site, 
 ■ Home 
 ■ A Away 
 N Neutral

## Holy Cross

Through Games Of Feb. 26, 2019

|                   |          |           |                |            |             |               |      |      |       |           |
|-------------------|----------|-----------|----------------|------------|-------------|---------------|------|------|-------|-----------|
| Average RPI Win:  | 243      | WON-LOST  | WINNING        | LAST 10    | STRENGTH OF | OPP. STRENGTH | TEAM | ADJ. | CONF. | ADJ CONF. |
| Average RPI Loss: | 206      | RECORD    | PCT. RANK      | GAMES      | SCHEDULE    | OF SCHEDULE   | RPI  | RPI  | RPI   | RPI       |
| DIV. I ONLY       | 16- 10   | 112       | 1- 0           | 318        | 239         | 184           | 184  | 18   | 18    |           |
| DIV. I NON-CONF.  | 8- 3     | 72        | 0- 0           | 340        | 282         | 200           | 200  | 21   | 21    |           |
| TOTALS            | RPI 1-25 | RPI 26-50 | W-L RECORDS    | RPI 51-100 | RPI 101-150 | RPI 150+      |      |      |       |           |
| 16- 10            | 0- 0     | 0- 0      | OVERALL        | 1- 2       | 0- 2        | 15- 6         |      |      |       |           |
| 11- 2             | 0- 0     | 0- 0      | HOME           | 1- 0       | 0- 0        | 10- 2         |      |      |       |           |
| 5- 8              | 0- 0     | 0- 0      | AWAY           | 0- 2       | 0- 2        | 5- 4          |      |      |       |           |
| 0- 0              | 0- 0     | 0- 0      | NEUTRAL        | 0- 0       | 0- 0        | 0- 0          |      |      |       |           |
| 8- 3              | 0- 0     | 0- 0      | NON-CONFERENCE | 0- 0       | 0- 1        | 8- 2          |      |      |       |           |
| 5- 1              | 0- 0     | 0- 0      | HOME           | 0- 0       | 0- 0        | 5- 1          |      |      |       |           |
| 3- 2              | 0- 0     | 0- 0      | AWAY           | 0- 0       | 0- 1        | 3- 1          |      |      |       |           |
| 0- 0              | 0- 0     | 0- 0      | NEUTRAL        | 0- 0       | 0- 0        | 0- 0          |      |      |       |           |
| 8- 7              | 0- 0     | 0- 0      | CONFERENCE     | 1- 2       | 0- 1        | 7- 4          |      |      |       |           |
| 6- 1              | 0- 0     | 0- 0      | HOME           | 1- 0       | 0- 0        | 5- 1          |      |      |       |           |
| 2- 6              | 0- 0     | 0- 0      | AWAY           | 0- 2       | 0- 1        | 2- 3          |      |      |       |           |
| 0- 0              | 0- 0     | 0- 0      | NEUTRAL        | 0- 0       | 0- 0        | 0- 0          |      |      |       |           |

| RPI S                     | Opponent | Score | RPI S | Opponent          | Score | RPI S | Opponent   | Score             | RPI S | Opponent          | Score | Team's RPI: 184 |
|---------------------------|----------|-------|-------|-------------------|-------|-------|------------|-------------------|-------|-------------------|-------|-----------------|
|                           |          |       |       |                   |       | 53    | A Bucknell | 71 75             | 115   | A Boston College  | 63 89 |                 |
|                           |          |       |       |                   |       | 53    | H Bucknell | 61 60             | 139   | A Lehigh          | 55 64 |                 |
|                           |          |       |       |                   |       | 78    | A American | 58 70             | 155   | A Boston U.       | 64 61 |                 |
|                           |          |       |       |                   |       |       |            |                   | 155   | H Boston U.       | 75 69 |                 |
|                           |          |       |       |                   |       |       |            |                   | 179   | H Rider           | 71 61 |                 |
|                           |          |       |       |                   |       |       |            |                   | 221   | H Hofstra         | 72 66 |                 |
|                           |          |       |       |                   |       |       |            |                   | 239   | A Navy            | 47 54 |                 |
|                           |          |       |       |                   |       |       |            |                   | 239   | H Navy            | 47 44 |                 |
|                           |          |       |       |                   |       |       |            |                   | 250   | A Albany (NY)     | 56 50 |                 |
|                           |          |       |       |                   |       |       |            |                   | 255   | H Colgate         | 67 70 |                 |
|                           |          |       |       |                   |       |       |            |                   | 263   | H Rhode Island    | 73 65 |                 |
|                           |          |       |       |                   |       |       |            |                   | 272   | H Brown           | 85 89 |                 |
|                           |          |       |       |                   |       |       |            |                   | 273   | A Army West Point | 53 60 |                 |
|                           |          |       |       |                   |       |       |            |                   | 273   | H Army West Point | 58 39 |                 |
|                           |          |       |       |                   |       |       |            |                   | 280   | A Vermont         | 65 40 |                 |
|                           |          |       |       |                   |       |       |            |                   | 282   | H Manhattan       | 61 53 |                 |
|                           |          |       |       |                   |       |       |            |                   | 296   | A Loyola Maryland | 58 48 |                 |
|                           |          |       |       |                   |       |       |            |                   | 296   | H Loyola Maryland | 78 60 |                 |
|                           |          |       |       |                   |       |       |            |                   | 299   | A Bryant          | 81 62 |                 |
|                           |          |       |       |                   |       |       |            |                   | 308   | A New Hampshire   | 62 74 |                 |
|                           |          |       |       |                   |       |       |            |                   | 324   | H UMass Lowell    | 63 54 |                 |
|                           |          |       |       |                   |       |       |            |                   | 326   | A Lafayette       | 63 73 |                 |
|                           |          |       |       |                   |       |       |            |                   | 326   | H Lafayette       | 56 53 |                 |
| LAST 12 Division I GAMES: |          |       |       |                   |       |       |            |                   |       |                   |       |                 |
|                           |          |       | 53    | H Bucknell        | 61 60 |       | 78         | A American        | 58 70 |                   |       |                 |
|                           |          |       | 273   | A Army West Point | 53 60 |       | 53         | A Bucknell        | 71 75 |                   |       |                 |
|                           |          |       | 155   | A Boston U.       | 64 61 |       | 273        | H Army West Point | 58 39 |                   |       |                 |
|                           |          |       | 239   | H Navy            | 47 44 |       | 155        | H Boston U.       | 75 69 |                   |       |                 |
|                           |          |       | 296   | A Loyola Maryland | 58 48 |       | 239        | A Navy            | 47 54 |                   |       |                 |
|                           |          |       | 326   | H Lafayette       | 56 53 |       | 296        | H Loyola Maryland | 78 60 |                   |       |                 |

Non-Div I Games:

Holy Cross

■ Loss, 
 ■ Non-Conf, 
 ■ S Site, 
 ■ H Home 
 ■ A Away 
 N Neutral



|                   |          |           |                |            |             |               |      |      |       |           |
|-------------------|----------|-----------|----------------|------------|-------------|---------------|------|------|-------|-----------|
| Average RPI Win:  | 195      | WON-LOST  | WINNING        | LAST 10    | STRENGTH OF | OPP. STRENGTH | TEAM | ADJ. | CONF. | ADJ CONF. |
| Average RPI Loss: | 75       | RECORD    | PCT. RANK      | GAMES      | SCHEDULE    | OF SCHEDULE   | RPI  | RPI  | RPI   | RPI       |
| DIV. I ONLY       | 15- 11   | 132       | 1- 0           | 91         | 85          | 91            | 91   | 9    | 9     |           |
| DIV. I NON-CONF.  | 6- 7     | 172       | 0- 0           | 75         | 87          | 111           | 111  | 8    | 8     |           |
| TOTALS            | RPI 1-25 | RPI 26-50 | W-L RECORDS    | RPI 51-100 | RPI 101-150 | RPI 150+      |      |      |       |           |
| 15- 11            | 0- 3     | 1- 2      | OVERALL        | 0- 3       | 1- 1        | 13- 2         |      |      |       |           |
| 6- 5              | 0- 2     | 1- 1      | HOME           | 0- 1       | 0- 1        | 5- 0          |      |      |       |           |
| 9- 6              | 0- 1     | 0- 1      | AWAY           | 0- 2       | 1- 0        | 8- 2          |      |      |       |           |
| 0- 0              | 0- 0     | 0- 0      | NEUTRAL        | 0- 0       | 0- 0        | 0- 0          |      |      |       |           |
| 6- 7              | 0- 1     | 1- 2      | NON-CONFERENCE | 0- 2       | 0- 1        | 5- 1          |      |      |       |           |
| 1- 4              | 0- 1     | 1- 1      | HOME           | 0- 1       | 0- 1        | 0- 0          |      |      |       |           |
| 5- 3              | 0- 0     | 0- 1      | AWAY           | 0- 1       | 0- 0        | 5- 1          |      |      |       |           |
| 0- 0              | 0- 0     | 0- 0      | NEUTRAL        | 0- 0       | 0- 0        | 0- 0          |      |      |       |           |
| 9- 4              | 0- 2     | 0- 0      | CONFERENCE     | 0- 1       | 1- 0        | 8- 1          |      |      |       |           |
| 5- 1              | 0- 1     | 0- 0      | HOME           | 0- 0       | 0- 0        | 5- 0          |      |      |       |           |
| 4- 3              | 0- 1     | 0- 0      | AWAY           | 0- 1       | 1- 0        | 3- 1          |      |      |       |           |
| 0- 0              | 0- 0     | 0- 0      | NEUTRAL        | 0- 0       | 0- 0        | 0- 0          |      |      |       |           |

| RPI 1-25                  |   |           |       | RPI 26-50 |   |               |       | RPI 51-100 |   |              |       | Team's RPI: 91 |     | RPI 101+    |                 |        |  |
|---------------------------|---|-----------|-------|-----------|---|---------------|-------|------------|---|--------------|-------|----------------|-----|-------------|-----------------|--------|--|
| RPI                       | S | Opponent  | Score | RPI       | S | Opponent      | Score | RPI        | S | Opponent     | Score |                | RPI | S           | Opponent        | Score  |  |
| 6                         | H | UConn     | 61 81 | 38        | A | California    | 79 80 | 70         | A | FGCU         | 71 76 |                | 115 | H           | Boston College  | 57 64  |  |
| 15                        | A | UCF       | 56 58 | 40        | H | Georgia Tech  | 95 89 | 82         | A | Cincinnati   | 57 68 |                | 133 | A           | South Fla.      | 54 52  |  |
| 22                        | H | Texas A&M | 52 68 | 48        | H | New Mexico    | 84 89 | 94         | H | UT Arlington | 61 65 |                | 158 | H           | Tulsa           | 76 44  |  |
|                           |   |           |       |           |   |               |       |            |   |              |       |                | 161 | A           | Temple          | 65 76  |  |
|                           |   |           |       |           |   |               |       |            |   |              |       |                | 161 | H           | Temple          | 78 65  |  |
|                           |   |           |       |           |   |               |       |            |   |              |       |                | 166 | H           | Tulane          | 83 82  |  |
|                           |   |           |       |           |   |               |       |            |   |              |       |                | 172 | A           | Louisiana Tech  | 88 100 |  |
|                           |   |           |       |           |   |               |       |            |   |              |       |                | 180 | A           | Southern Miss.  | 61 44  |  |
|                           |   |           |       |           |   |               |       |            |   |              |       |                | 197 | A           | George Mason    | 66 56  |  |
|                           |   |           |       |           |   |               |       |            |   |              |       |                | 210 | A           | Memphis         | 59 57  |  |
|                           |   |           |       |           |   |               |       |            |   |              |       |                | 211 | A           | SMU             | 72 61  |  |
|                           |   |           |       |           |   |               |       |            |   |              |       |                | 211 | H           | SMU             | 69 68  |  |
|                           |   |           |       |           |   |               |       |            |   |              |       |                | 223 | H           | East Carolina   | 63 52  |  |
|                           |   |           |       |           |   |               |       |            |   |              |       |                | 236 | A           | Columbia        | 83 72  |  |
|                           |   |           |       |           |   |               |       |            |   |              |       |                | 245 | A           | Wichita St.     | 66 58  |  |
|                           |   |           |       |           |   |               |       |            |   |              |       |                | 254 | A           | ETSU            | 84 77  |  |
|                           |   |           |       |           |   |               |       |            |   |              |       |                | 302 | A           | Incarinate Word | 79 60  |  |
| LAST 12 Division I GAMES: |   |           |       |           |   |               |       |            |   |              |       |                |     |             |                 |        |  |
|                           |   |           |       | 210       | A | Memphis       | 59 57 |            |   |              |       | 15             | A   | UCF         | 56 58           |        |  |
|                           |   |           |       | 166       | H | Tulane        | 83 82 |            |   |              |       | 158            | H   | Tulsa       | 76 44           |        |  |
|                           |   |           |       | 223       | H | East Carolina | 63 52 |            |   |              |       | 82             | A   | Cincinnati  | 57 68           |        |  |
|                           |   |           |       | 133       | A | South Fla.    | 54 52 |            |   |              |       | 245            | A   | Wichita St. | 66 58           |        |  |
|                           |   |           |       | 161       | A | Temple        | 65 76 |            |   |              |       | 161            | H   | Temple      | 78 65           |        |  |
|                           |   |           |       | 211       | H | SMU           | 69 68 |            |   |              |       | 211            | A   | SMU         | 72 61           |        |  |

Non-Div I Games:

Houston

■ Loss, 
■ Non-Conf, 
■ S Site, 
■ H Home 
■ A Away 
N Neutral

## Houston Baptist

Through Games Of Feb. 26, 2019






































































|                   |          |           |                |            |             |               |      |      |       |           |
|-------------------|----------|-----------|----------------|------------|-------------|---------------|------|------|-------|-----------|
| Average RPI Win:  | 303      | WON-LOST  | WINNING        | LAST 10    | STRENGTH OF | OPP. STRENGTH | TEAM | ADJ. | CONF. | ADJ CONF. |
| Average RPI Loss: | 197      | RECORD    | PCT. RANK      | GAMES      | SCHEDULE    | OF SCHEDULE   | RPI  | RPI  | RPI   | RPI       |
| DIV. I ONLY       | 3- 17    | 333       | 0- 0           | 300        | 274         | 341           | 341  | 25   | 25    |           |
| DIV. I NON-CONF.  | 1- 5     | 311       | 0- 0           | 293        | 165         | 336           | 336  | 23   | 23    |           |
| TOTALS            | RPI 1-25 | RPI 26-50 | W-L RECORDS    | RPI 51-100 | RPI 101-150 | RPI 150+      |      |      |       |           |
| 3- 17             | 0- 0     | 0- 0      | OVERALL        | 0- 2       | 0- 2        | 3- 13         |      |      |       |           |
| 3- 6              | 0- 0     | 0- 0      | HOME           | 0- 0       | 0- 0        | 3- 6          |      |      |       |           |
| 0- 11             | 0- 0     | 0- 0      | AWAY           | 0- 2       | 0- 2        | 0- 7          |      |      |       |           |
| 0- 0              | 0- 0     | 0- 0      | NEUTRAL        | 0- 0       | 0- 0        | 0- 0          |      |      |       |           |
| 1- 5              | 0- 0     | 0- 0      | NON-CONFERENCE | 0- 0       | 0- 2        | 1- 3          |      |      |       |           |
| 1- 1              | 0- 0     | 0- 0      | HOME           | 0- 0       | 0- 0        | 1- 1          |      |      |       |           |
| 0- 4              | 0- 0     | 0- 0      | AWAY           | 0- 0       | 0- 2        | 0- 2          |      |      |       |           |
| 0- 0              | 0- 0     | 0- 0      | NEUTRAL        | 0- 0       | 0- 0        | 0- 0          |      |      |       |           |
| 2- 12             | 0- 0     | 0- 0      | CONFERENCE     | 0- 2       | 0- 0        | 2- 10         |      |      |       |           |
| 2- 5              | 0- 0     | 0- 0      | HOME           | 0- 0       | 0- 0        | 2- 5          |      |      |       |           |
| 0- 7              | 0- 0     | 0- 0      | AWAY           | 0- 2       | 0- 0        | 0- 5          |      |      |       |           |
| 0- 0              | 0- 0     | 0- 0      | NEUTRAL        | 0- 0       | 0- 0        | 0- 0          |      |      |       |           |

| RPI S                     | Opponent | Score              | RPI S | Opponent | Score | RPI S | Opponent           | Score | RPI S | Opponent             | Score  | Team's RPI: 341 |
|---------------------------|----------|--------------------|-------|----------|-------|-------|--------------------|-------|-------|----------------------|--------|-----------------|
|                           |          |                    |       |          |       | 59    | A Lamar University | 50 63 | 127   | A Oklahoma St.       | 44 77  |                 |
|                           |          |                    |       |          |       | 79    | A SFA              | 53 65 | 141   | A Texas Tech         | 76 82  |                 |
|                           |          |                    |       |          |       |       |                    |       | 164   | H Abilene Christian  | 62 72  |                 |
|                           |          |                    |       |          |       |       |                    |       | 167   | H Oral Roberts       | 56 74  |                 |
|                           |          |                    |       |          |       |       |                    |       | 173   | A Nicholls St.       | 54 77  |                 |
|                           |          |                    |       |          |       |       |                    |       | 173   | H Nicholls St.       | 55 58  |                 |
|                           |          |                    |       |          |       |       |                    |       | 176   | A North Texas        | 75 100 |                 |
|                           |          |                    |       |          |       |       |                    |       | 183   | A Sam Houston St.    | 64 83  |                 |
|                           |          |                    |       |          |       |       |                    |       | 183   | H Sam Houston St.    | 63 74  |                 |
|                           |          |                    |       |          |       |       |                    |       | 245   | A Wichita St.        | 50 68  |                 |
|                           |          |                    |       |          |       |       |                    |       | 246   | H A&M-Corpus Christi | 56 70  |                 |
|                           |          |                    |       |          |       |       |                    |       | 279   | H Central Ark.       | 58 77  |                 |
|                           |          |                    |       |          |       |       |                    |       | 290   | H New Orleans        | 83 74  |                 |
|                           |          |                    |       |          |       |       |                    |       | 302   | H Incarnate Word     | 60 59  |                 |
|                           |          |                    |       |          |       |       |                    |       | 306   | A Southeastern La.   | 65 73  |                 |
|                           |          |                    |       |          |       |       |                    |       | 316   | H La.-Monroe         | 68 60  |                 |
|                           |          |                    |       |          |       |       |                    |       | 322   | A Northwestern St.   | 46 63  |                 |
|                           |          |                    |       |          |       |       |                    |       | 323   | A McNeese            | 71 81  |                 |
| LAST 12 Division I GAMES: |          |                    |       |          |       |       |                    |       |       |                      |        |                 |
| 183                       | A        | Sam Houston St.    | 64    | 83       | 302   | H     | Incarnate Word     | 60    | 59    |                      |        |                 |
| 322                       | A        | Northwestern St.   | 46    | 63       | 323   | A     | McNeese            | 71    | 81    |                      |        |                 |
| 173                       | H        | Nicholls St.       | 55    | 58       | 306   | A     | Southeastern La.   | 65    | 73    |                      |        |                 |
| 279                       | H        | Central Ark.       | 58    | 77       | 183   | H     | Sam Houston St.    | 63    | 74    |                      |        |                 |
| 79                        | A        | SFA                | 53    | 65       | 164   | H     | Abilene Christian  | 62    | 72    |                      |        |                 |
| 246                       | H        | A&M-Corpus Christi | 56    | 70       | 173   | A     | Nicholls St.       | 54    | 77    |                      |        |                 |

Non-Div I Games: Howard Payne 93 60 Tex. A&M Int'l 81 48 McMurry 92 41 Southwest (NM) 100 57  
Houston Baptist

Loss, Non-Conf, S Site, H Home A Away N Neutral

|                              |               |            |                |             |               |            |            |           |           |
|------------------------------|---------------|------------|----------------|-------------|---------------|------------|------------|-----------|-----------|
| Average RPI Win: <b>296</b>  | WON-LOST      | WINNING    | LAST 10        | STRENGTH OF | OPP. STRENGTH | TEAM       | ADJ.       | CONF.     | ADJ CONF. |
| Average RPI Loss: <b>188</b> | RECORD        | PCT. RANK  | GAMES          | SCHEDULE    | OF SCHEDULE   | RPI        | RPI        | RPI       | RPI       |
| DIV. I ONLY                  | <b>16- 11</b> | <b>122</b> | <b>1- 0</b>    | <b>339</b>  | <b>341</b>    | <b>224</b> | <b>224</b> | <b>32</b> | <b>32</b> |
| DIV. I NON-CONF.             | <b>7- 6</b>   | <b>153</b> | <b>0- 0</b>    | <b>299</b>  | <b>294</b>    | <b>196</b> | <b>196</b> | <b>32</b> | <b>32</b> |
| TOTALS                       | RPI 1-25      | RPI 26-50  | W-L RECORDS    | RPI 51-100  | RPI 101-150   | RPI 150+   |            |           |           |
| 16- 11                       | 0- 0          | 0- 1       | OVERALL        | 0- 1        | 0- 0          | 16- 9      |            |           |           |
| 8- 4                         | 0- 0          | 0- 0       | HOME           | 0- 0        | 0- 0          | 8- 4       |            |           |           |
| 8- 7                         | 0- 0          | 0- 1       | AWAY           | 0- 1        | 0- 0          | 8- 5       |            |           |           |
| 0- 0                         | 0- 0          | 0- 0       | NEUTRAL        | 0- 0        | 0- 0          | 0- 0       |            |           |           |
| 7- 6                         | 0- 0          | 0- 1       | NON-CONFERENCE | 0- 1        | 0- 0          | 7- 4       |            |           |           |
| 2- 2                         | 0- 0          | 0- 0       | HOME           | 0- 0        | 0- 0          | 2- 2       |            |           |           |
| 5- 4                         | 0- 0          | 0- 1       | AWAY           | 0- 1        | 0- 0          | 5- 2       |            |           |           |
| 0- 0                         | 0- 0          | 0- 0       | NEUTRAL        | 0- 0        | 0- 0          | 0- 0       |            |           |           |
| 9- 5                         | 0- 0          | 0- 0       | CONFERENCE     | 0- 0        | 0- 0          | 9- 5       |            |           |           |
| 6- 2                         | 0- 0          | 0- 0       | HOME           | 0- 0        | 0- 0          | 6- 2       |            |           |           |
| 3- 3                         | 0- 0          | 0- 0       | AWAY           | 0- 0        | 0- 0          | 3- 3       |            |           |           |
| 0- 0                         | 0- 0          | 0- 0       | NEUTRAL        | 0- 0        | 0- 0          | 0- 0       |            |           |           |

| RPI S                     | Opponent | Score | RPI S   | Opponent        | Score  | RPI S   | Opponent           | Score  | RPI S   | Opponent            | Score  | Team's RPI: 224 |
|---------------------------|----------|-------|---|-----------------|--|---|--------------------|--|---|---------------------|--|-----------------|
|                           |          |       | 31     | North Carolina  | 63       | 82     | Cincinnati         | 51       | 153    | Mercer              | 70       |                 |
|                           |          |       |   |                 |  |   |                    |  | 170    | William & Mary      | 75       |                 |
|                           |          |       |   |                 |  |   |                    |  | 192    | N.C. A&T            | 58       |                 |
|                           |          |       |   |                 |  |   |                    |  | 193    | UMES                | 72       |                 |
|                           |          |       |   |                 |  |   |                    |  | 193    | UMES                | 73       |                 |
|                           |          |       |   |                 |  |   |                    |  | 197    | George Mason        | 73 59  |                 |
|                           |          |       |   |                 |  |   |                    |  | 207    | Bethune-Cookman     | 63       |                 |
|                           |          |       |   |                 |  |   |                    |  | 207    | Bethune-Cookman     | 61 40  |                 |
|                           |          |       |   |                 |  |   |                    |  | 214    | Campbell            | 69 64  |                 |
|                           |          |       |   |                 |  |   |                    |  | 261    | Niagara             | 68 61  |                 |
|                           |          |       |   |                 |  |   |                    |  | 264    | Norfolk St.         | 74 70  |                 |
|                           |          |       |   |                 |  |   |                    |  | 270    | Siena               | 81       |                 |
|                           |          |       |   |                 |  |   |                    |  | 271  | Richmond            | 60   |                 |
|                           |          |       |   |                 |  |   |                    |  | 295  | La Salle            | 57 54  |                 |
|                           |          |       |   |                 |  |   |                    |  | 301  | South Carolina St.  | 63   |                 |
|                           |          |       |   |                 |  |   |                    |  | 307  | Morgan St.          | 74 62  |                 |
|                           |          |       |   |                 |  |   |                    |  | 307  | Morgan St.          | 79 56  |                 |
|                           |          |       |   |                 |  |   |                    |  | 315  | FIU                 | 89 62  |                 |
|                           |          |       |   |                 |  |   |                    |  | 325  | NJIT                | 77 57  |                 |
|                           |          |       |   |                 |  |   |                    |  | 328  | Coppin St.          | 88 81  |                 |
|                           |          |       |   |                 |  |   |                    |  | 338  | N.C. Central        | 80 70  |                 |
|                           |          |       |   |                 |  |   |                    |  | 343  | Delaware St.        | 78 62  |                 |
|                           |          |       |   |                 |  |   |                    |  | 347  | Florida A&M         | 81 59  |                 |
|                           |          |       |   |                 |  |   |                    |  | 347  | Florida A&M         | 74 68  |                 |
|                           |          |       |   |                 |  |   |                    |  | 348  | Fairleigh Dickinson | 79 58  |                 |
| LAST 12 Division I GAMES: |          |       |   |                 |  |   |                    |  |   |                     |  |                 |
|                           |          |       | 307  | Morgan St.      | 74 62  | 264  | Norfolk St.        | 74 70  |   |                     |  |                 |
|                           |          |       | 328  | Coppin St.      | 88 81  | 193  | UMES               | 73   |   |                     |  |                 |
|                           |          |       | 338  | N.C. Central    | 80 70  | 343  | Delaware St.       | 78 62  |   |                     |  |                 |
|                           |          |       | 192  | N.C. A&T        | 58   | 301  | South Carolina St. | 63   |   |                     |  |                 |
|                           |          |       | 207  | Bethune-Cookman | 63   | 307  | Morgan St.         | 79 56  |   |                     |  |                 |
|                           |          |       | 347  | Florida A&M     | 81 59  | 207  | Bethune-Cookman    | 61 40  |   |                     |  |                 |

Non-Div I Games:

Howard

| IUPUI             |          |                    |                      | STRENGTH OF<br>SCHEDULE | OPP. STRENGTH<br>OF SCHEDULE | TEAM<br>RPI | ADJ.<br>RPI | CONF.<br>RPI | ADJ CONF.<br>RPI |
|-------------------|----------|--------------------|----------------------|-------------------------|------------------------------|-------------|-------------|--------------|------------------|
| Average RPI Win:  | 241      | WON-LOST<br>RECORD | WINNING<br>PCT. RANK |                         |                              |             |             |              |                  |
| Average RPI Loss: | 107      |                    | LAST 10<br>GAMES     |                         |                              |             |             |              |                  |
| DIV. I ONLY       | 17- 9    | 88                 | 1- 0                 | 238                     | 191                          | 130         | 130         | 21           | 21               |
| DIV. I NON-CONF.  | 5- 5     | 162                | 0- 0                 | 70                      | 113                          | 91          | 91          | 18           | 18               |
| -----             |          |                    |                      |                         |                              |             |             |              |                  |
| TOTALS            | RPI 1-25 | RPI 26-50          | W-L RECORDS          | RPI 51-100              | RPI 101-150                  | RPI 150+    |             |              |                  |
| 17- 9             | 0- 1     | 0- 1               | OVERALL              | 2- 3                    | 2- 1                         | 13- 3       |             |              |                  |
| 7- 3              | 0- 0     | 0- 1               | HOME                 | 0- 2                    | 2- 0                         | 5- 0        |             |              |                  |
| 9- 6              | 0- 1     | 0- 0               | AWAY                 | 1- 1                    | 0- 1                         | 8- 3        |             |              |                  |
| 1- 0              | 0- 0     | 0- 0               | NEUTRAL              | 1- 0                    | 0- 0                         | 0- 0        |             |              |                  |
| 5- 5              | 0- 1     | 0- 1               | NON-CONFERENCE       | 1- 1                    | 1- 0                         | 3- 2        |             |              |                  |
| 1- 2              | 0- 0     | 0- 1               | HOME                 | 0- 1                    | 1- 0                         | 0- 0        |             |              |                  |
| 3- 3              | 0- 1     | 0- 0               | AWAY                 | 0- 0                    | 0- 0                         | 3- 2        |             |              |                  |
| 1- 0              | 0- 0     | 0- 0               | NEUTRAL              | 1- 0                    | 0- 0                         | 0- 0        |             |              |                  |
| 12- 4             | 0- 0     | 0- 0               | CONFERENCE           | 1- 2                    | 1- 1                         | 10- 1       |             |              |                  |
| 6- 1              | 0- 0     | 0- 0               | HOME                 | 0- 1                    | 1- 0                         | 5- 0        |             |              |                  |
| 6- 3              | 0- 0     | 0- 0               | AWAY                 | 1- 1                    | 0- 1                         | 5- 1        |             |              |                  |
| 0- 0              | 0- 0     | 0- 0               | NEUTRAL              | 0- 0                    | 0- 0                         | 0- 0        |             |              |                  |

| RPI 1-25                  |   |                |       | RPI 26-50 |   |               |       | RPI 51-100 |   |            |       | RPI 101+ Team's RPI: 130 |   |                |       |
|---------------------------|---|----------------|-------|-----------|---|---------------|-------|------------|---|------------|-------|--------------------------|---|----------------|-------|
| RPI                       | S | Opponent       | Score | RPI       | S | Opponent      | Score | RPI        | S | Opponent   | Score | RPI                      | S | Opponent       | Score |
| 7                         | A | Iowa           | 58 72 | 32        | H | Ohio          | 66 73 | 63         | A | Wright St. | 59 66 | 121                      | A | Youngstown St. | 52 70 |
|                           |   |                |       |           |   |               |       | 63         | H | Wright St. | 75 78 | 121                      | H | Youngstown St. | 64 44 |
|                           |   |                |       |           |   |               |       | 75         | A | Green Bay  | 67 63 | 132                      | H | UT Martin      | 73 72 |
|                           |   |                |       |           |   |               |       | 90         | H | UNI        | 40 53 | 151                      | A | Southern Ill.  | 73 78 |
|                           |   |                |       |           |   |               |       | 100        | N | VCU        | 63 61 | 181                      | A | Wisconsin      | 64 65 |
|                           |   |                |       |           |   |               |       |            |   |            |       | 188                      | A | Indiana St.    | 64 59 |
|                           |   |                |       |           |   |               |       |            |   |            |       | 196                      | A | Milwaukee      | 67 66 |
|                           |   |                |       |           |   |               |       |            |   |            |       | 206                      | A | Ole Miss       | 66 58 |
|                           |   |                |       |           |   |               |       |            |   |            |       | 253                      | A | Northern Ky.   | 57 60 |
|                           |   |                |       |           |   |               |       |            |   |            |       | 253                      | H | Northern Ky.   | 70 48 |
|                           |   |                |       |           |   |               |       |            |   |            |       | 283                      | A | Cleveland St.  | 75 50 |
|                           |   |                |       |           |   |               |       |            |   |            |       | 283                      | H | Cleveland St.  | 64 36 |
|                           |   |                |       |           |   |               |       |            |   |            |       | 305                      | A | UTSA           | 58 50 |
|                           |   |                |       |           |   |               |       |            |   |            |       | 310                      | A | Oakland        | 76 70 |
|                           |   |                |       |           |   |               |       |            |   |            |       | 310                      | H | Oakland        | 82 53 |
|                           |   |                |       |           |   |               |       |            |   |            |       | 333                      | A | Detroit Mercy  | 58 41 |
|                           |   |                |       |           |   |               |       |            |   |            |       | 333                      | H | Detroit Mercy  | 82 47 |
|                           |   |                |       |           |   |               |       |            |   |            |       | 337                      | A | UIC            | 73 44 |
|                           |   |                |       |           |   |               |       |            |   |            |       | 337                      | H | UIC            | 71 43 |
| LAST 12 Division I GAMES: |   |                |       |           |   |               |       |            |   |            |       |                          |   |                |       |
| 337                       | A | UIC            | 73 44 | 253       | A | Northern Ky.  | 57 60 |            |   |            |       |                          |   |                |       |
| 333                       | A | Detroit Mercy  | 58 41 | 75        | A | Green Bay     | 67 63 |            |   |            |       |                          |   |                |       |
| 310                       | A | Oakland        | 76 70 | 196       | A | Milwaukee     | 67 66 |            |   |            |       |                          |   |                |       |
| 283                       | H | Cleveland St.  | 64 36 | 337       | H | UIC           | 71 43 |            |   |            |       |                          |   |                |       |
| 121                       | H | Youngstown St. | 64 44 | 310       | H | Oakland       | 82 53 |            |   |            |       |                          |   |                |       |
| 63                        | A | Wright St.     | 59 66 | 333       | H | Detroit Mercy | 82 47 |            |   |            |       |                          |   |                |       |

Non-Div I Games: Purdue Northwest 101 40

IUPUI

■ Loss, 
 ■ Non-Conf, S Site, 
 ■ Home 
 ■ Away 
 N Neutral

## Idaho

Through Games Of Feb. 26, 2019

|                              |          |           |                |             |               |          |      |       |           |
|------------------------------|----------|-----------|----------------|-------------|---------------|----------|------|-------|-----------|
| Average RPI Win: <b>199</b>  | WON-LOST | WINNING   | LAST 10        | STRENGTH OF | OPP. STRENGTH | TEAM     | ADJ. | CONF. | ADJ CONF. |
| Average RPI Loss: <b>113</b> | RECORD   | PCT. RANK | GAMES          | SCHEDULE    | OF SCHEDULE   | RPI      | RPI  | RPI   | RPI       |
| DIV. I ONLY                  | 16- 9    | 93        | 1- 0           | 150         | 115           | 89       | 89   | 16    | 16        |
| DIV. I NON-CONF.             | 3- 6     | 241       | 0- 0           | 51          | 42            | 143      | 143  | 12    | 12        |
| TOTALS                       | RPI 1-25 | RPI 26-50 | W-L RECORDS    | RPI 51-100  | RPI 101-150   | RPI 150+ |      |       |           |
| 16- 9                        | 0- 2     | 0- 1      | OVERALL        | 1- 1        | 5- 2          | 10- 3    |      |       |           |
| 9- 1                         | 0- 0     | 0- 0      | HOME           | 0- 0        | 3- 1          | 6- 0     |      |       |           |
| 7- 7                         | 0- 2     | 0- 1      | AWAY           | 1- 0        | 2- 1          | 4- 3     |      |       |           |
| 0- 1                         | 0- 0     | 0- 0      | NEUTRAL        | 0- 1        | 0- 0          | 0- 0     |      |       |           |
| 3- 6                         | 0- 2     | 0- 1      | NON-CONFERENCE | 0- 1        | 2- 0          | 1- 2     |      |       |           |
| 2- 0                         | 0- 0     | 0- 0      | HOME           | 0- 0        | 1- 0          | 1- 0     |      |       |           |
| 1- 5                         | 0- 2     | 0- 1      | AWAY           | 0- 0        | 1- 0          | 0- 2     |      |       |           |
| 0- 1                         | 0- 0     | 0- 0      | NEUTRAL        | 0- 1        | 0- 0          | 0- 0     |      |       |           |
| 13- 3                        | 0- 0     | 0- 0      | CONFERENCE     | 1- 0        | 3- 2          | 9- 1     |      |       |           |
| 7- 1                         | 0- 0     | 0- 0      | HOME           | 0- 0        | 2- 1          | 5- 0     |      |       |           |
| 6- 2                         | 0- 0     | 0- 0      | AWAY           | 1- 0        | 1- 1          | 4- 1     |      |       |           |
| 0- 0                         | 0- 0     | 0- 0      | NEUTRAL        | 0- 0        | 0- 0          | 0- 0     |      |       |           |

| RPI 1-25                  |   |                |               | RPI 26-50 |   |                |              | RPI 51-100 |   |           |              | Team's RPI: 89 | RPI 101+ |   |                |              |
|---------------------------|---|----------------|---------------|-----------|---|----------------|--------------|------------|---|-----------|--------------|----------------|----------|---|----------------|--------------|
| RPI                       | S | Opponent       | Score         | RPI       | S | Opponent       | Score        | RPI        | S | Opponent  | Score        |                | RPI      | S | Opponent       | Score        |
| 4                         | A | Stanford       | 71 <b>115</b> | 45        | A | Wyoming        | 61 <b>64</b> | 57         | N | Boise St. | 85 <b>91</b> |                | 109      | A | Northern Colo. | 72 <b>77</b> |
| 14                        | A | Gonzaga        | 51 <b>88</b>  |           |   |                |              | 92         | A | Idaho St. | 86 72        |                | 109      | H | Northern Colo. | 72 <b>86</b> |
|                           |   |                |               |           |   |                |              |            |   |           |              |                | 125      | H | Portland St.   | 80 78        |
|                           |   |                |               |           |   |                |              |            |   |           |              |                | 135      | A | Montana St.    | 82 66        |
|                           |   |                |               |           |   |                |              |            |   |           |              |                | 135      | H | Montana St.    | 90 65        |
|                           |   |                |               |           |   |                |              |            |   |           |              |                | 141      | A | Texas Tech     | 88 77        |
|                           |   |                |               |           |   |                |              |            |   |           |              |                | 150      | H | CSUN           | 88 73        |
|                           |   |                |               |           |   |                |              |            |   |           |              |                | 171      | A | Montana        | 79 <b>82</b> |
|                           |   |                |               |           |   |                |              |            |   |           |              |                | 171      | H | Montana        | 76 68        |
|                           |   |                |               |           |   |                |              |            |   |           |              |                | 187      | A | Eastern Wash.  | 75 74        |
|                           |   |                |               |           |   |                |              |            |   |           |              |                | 187      | H | Eastern Wash.  | 84 68        |
|                           |   |                |               |           |   |                |              |            |   |           |              |                | 231      | H | Sacramento St. | 104 66       |
|                           |   |                |               |           |   |                |              |            |   |           |              |                | 233      | A | Hawaii         | 61 <b>69</b> |
|                           |   |                |               |           |   |                |              |            |   |           |              |                | 247      | H | San Francisco  | 70 63        |
|                           |   |                |               |           |   |                |              |            |   |           |              |                | 249      | A | Northern Ariz. | 86 69        |
|                           |   |                |               |           |   |                |              |            |   |           |              |                | 249      | H | Northern Ariz. | 90 72        |
|                           |   |                |               |           |   |                |              |            |   |           |              |                | 275      | A | Long Beach St. | 63 <b>70</b> |
|                           |   |                |               |           |   |                |              |            |   |           |              |                | 285      | A | Southern Utah  | 82 70        |
|                           |   |                |               |           |   |                |              |            |   |           |              |                | 285      | H | Southern Utah  | 77 49        |
|                           |   |                |               |           |   |                |              |            |   |           |              |                | 319      | A | Weber St.      | 79 74        |
| LAST 12 Division I GAMES: |   |                |               |           |   |                |              |            |   |           |              |                |          |   |                |              |
| 285                       | H | Southern Utah  | 77 49         | 285       | A | Southern Utah  | 82 70        |            |   |           |              |                |          |   |                |              |
| 249                       | H | Northern Ariz. | 90 72         | 249       | A | Northern Ariz. | 86 69        |            |   |           |              |                |          |   |                |              |
| 187                       | A | Eastern Wash.  | 75 74         | 125       | H | Portland St.   | 80 78        |            |   |           |              |                |          |   |                |              |
| 109                       | A | Northern Colo. | 72 <b>77</b>  | 231       | H | Sacramento St. | 104 66       |            |   |           |              |                |          |   |                |              |
| 135                       | H | Montana St.    | 90 65         | 171       | A | Montana        | 79 <b>82</b> |            |   |           |              |                |          |   |                |              |
| 171                       | H | Montana        | 76 68         | 135       | A | Montana St.    | 82 66        |            |   |           |              |                |          |   |                |              |

Non-Div I Games:

Idaho

■ Loss, 
 ■ Non-Conf, 
 ■ S Site, 
 ■ Home 
 ■ A Away 
 N Neutral

|                   |          |           |                |            |             |               |      |      |       |           |
|-------------------|----------|-----------|----------------|------------|-------------|---------------|------|------|-------|-----------|
| Average RPI Win:  | 219      | WON-LOST  | WINNING        | LAST 10    | STRENGTH OF | OPP. STRENGTH | TEAM | ADJ. | CONF. | ADJ CONF. |
| Average RPI Loss: | 101      | RECORD    | PCT. RANK      | GAMES      | SCHEDULE    | OF SCHEDULE   | RPI  | RPI  | RPI   | RPI       |
| DIV. I ONLY       | 17- 8    | 74        | 1- 0           | 146        | 190         | 92            | 92   | 16   | 16    |           |
| DIV. I NON-CONF.  | 4- 4     | 162       | 0- 0           | 28         | 220         | 68            | 68   | 12   | 12    |           |
| TOTALS            | RPI 1-25 | RPI 26-50 | W-L RECORDS    | RPI 51-100 | RPI 101-150 | RPI 150+      |      |      |       |           |
| 17- 8             | 0- 1     | 0- 1      | OVERALL        | 0- 3       | 5- 1        | 12- 2         |      |      |       |           |
| 9- 2              | 0- 0     | 0- 0      | HOME           | 0- 1       | 3- 0        | 6- 1          |      |      |       |           |
| 7- 5              | 0- 1     | 0- 0      | AWAY           | 0- 2       | 2- 1        | 5- 1          |      |      |       |           |
| 1- 1              | 0- 0     | 0- 1      | NEUTRAL        | 0- 0       | 0- 0        | 1- 0          |      |      |       |           |
| 4- 4              | 0- 1     | 0- 1      | NON-CONFERENCE | 0- 2       | 1- 0        | 3- 0          |      |      |       |           |
| 2- 0              | 0- 0     | 0- 0      | HOME           | 0- 0       | 1- 0        | 1- 0          |      |      |       |           |
| 1- 3              | 0- 1     | 0- 0      | AWAY           | 0- 2       | 0- 0        | 1- 0          |      |      |       |           |
| 1- 1              | 0- 0     | 0- 1      | NEUTRAL        | 0- 0       | 0- 0        | 1- 0          |      |      |       |           |
| 13- 4             | 0- 0     | 0- 0      | CONFERENCE     | 0- 1       | 4- 1        | 9- 2          |      |      |       |           |
| 7- 2              | 0- 0     | 0- 0      | HOME           | 0- 1       | 2- 0        | 5- 1          |      |      |       |           |
| 6- 2              | 0- 0     | 0- 0      | AWAY           | 0- 0       | 2- 1        | 4- 1          |      |      |       |           |
| 0- 0              | 0- 0     | 0- 0      | NEUTRAL        | 0- 0       | 0- 0        | 0- 0          |      |      |       |           |

| RPI 1-25                  |   |                |       | RPI 26-50 |   |                |       | RPI 51-100 Team's RPI: 92 |   |          |       | RPI 101+ |   |                    |       |
|---------------------------|---|----------------|-------|-----------|---|----------------|-------|---------------------------|---|----------|-------|----------|---|--------------------|-------|
| RPI                       | S | Opponent       | Score | RPI       | S | Opponent       | Score | RPI                       | S | Opponent | Score | RPI      | S | Opponent           | Score |
| 14                        | A | Gonzaga        | 51 70 | 40        | N | Georgia Tech   | 51 74 | 64                        | A | Utah     | 60 74 | 102      | H | Pepperdine         | 65 63 |
|                           |   |                |       |           |   |                |       | 73                        | A | Arizona  | 46 71 | 109      | A | Northern Colo.     | 56 60 |
|                           |   |                |       |           |   |                |       | 89                        | H | Idaho    | 72 86 | 125      | A | Portland St.       | 58 57 |
|                           |   |                |       |           |   |                |       |                           |   |          |       | 125      | H | Portland St.       | 72 54 |
|                           |   |                |       |           |   |                |       |                           |   |          |       | 135      | A | Montana St.        | 62 49 |
|                           |   |                |       |           |   |                |       |                           |   |          |       | 135      | H | Montana St.        | 61 43 |
|                           |   |                |       |           |   |                |       |                           |   |          |       | 171      | A | Montana            | 59 60 |
|                           |   |                |       |           |   |                |       |                           |   |          |       | 171      | H | Montana            | 50 34 |
|                           |   |                |       |           |   |                |       |                           |   |          |       | 187      | H | Eastern Wash.      | 63 48 |
|                           |   |                |       |           |   |                |       |                           |   |          |       | 231      | A | Sacramento St.     | 56 42 |
|                           |   |                |       |           |   |                |       |                           |   |          |       | 231      | H | Sacramento St.     | 73 43 |
|                           |   |                |       |           |   |                |       |                           |   |          |       | 249      | A | Northern Ariz.     | 80 69 |
|                           |   |                |       |           |   |                |       |                           |   |          |       | 249      | H | Northern Ariz.     | 77 81 |
|                           |   |                |       |           |   |                |       |                           |   |          |       | 251      | A | California Baptist | 72 57 |
|                           |   |                |       |           |   |                |       |                           |   |          |       | 274      | H | Utah Valley        | 80 68 |
|                           |   |                |       |           |   |                |       |                           |   |          |       | 285      | A | Southern Utah      | 69 57 |
|                           |   |                |       |           |   |                |       |                           |   |          |       | 285      | H | Southern Utah      | 80 47 |
|                           |   |                |       |           |   |                |       |                           |   |          |       | 297      | N | Kennesaw St.       | 60 49 |
|                           |   |                |       |           |   |                |       |                           |   |          |       | 319      | A | Weber St.          | 70 57 |
|                           |   |                |       |           |   |                |       |                           |   |          |       | 319      | H | Weber St.          | 84 57 |
| LAST 12 Division I GAMES: |   |                |       |           |   |                |       |                           |   |          |       |          |   |                    |       |
| 319                       | H | Weber St.      | 84 57 | 125       | A | Portland St.   | 58 57 |                           |   |          |       |          |   |                    |       |
| 125                       | H | Portland St.   | 72 54 | 231       | A | Sacramento St. | 56 42 |                           |   |          |       |          |   |                    |       |
| 171                       | A | Montana        | 59 60 | 135       | H | Montana St.    | 61 43 |                           |   |          |       |          |   |                    |       |
| 135                       | A | Montana St.    | 62 49 | 171       | H | Montana        | 50 34 |                           |   |          |       |          |   |                    |       |
| 285                       | H | Southern Utah  | 80 47 | 109       | A | Northern Colo. | 56 60 |                           |   |          |       |          |   |                    |       |
| 249                       | H | Northern Ariz. | 77 81 | 231       | H | Sacramento St. | 73 43 |                           |   |          |       |          |   |                    |       |

Non-Div I Games: Benedictine Mesa 88 51

Idaho St.

■ Loss, 
 ■ Non-Conf, 
 ■ S Site, 
 ■ H Home 
 ■ A Away 
 N Neutral

|                   |          |           |                |            |             |               |      |      |       |           |
|-------------------|----------|-----------|----------------|------------|-------------|---------------|------|------|-------|-----------|
| Average RPI Win:  | 234      | WON-LOST  | WINNING        | LAST 10    | STRENGTH OF | OPP. STRENGTH | TEAM | ADJ. | CONF. | ADJ CONF. |
| Average RPI Loss: | 77       | RECORD    | PCT. RANK      | GAMES      | SCHEDULE    | OF SCHEDULE   | RPI  | RPI  | RPI   | RPI       |
| DIV. I ONLY       | 10- 18   | 257       | 0- 1           | 109        | 76          | 209           | 209  | 5    | 5     |           |
| DIV. I NON-CONF.  | 8- 3     | 72        | 0- 0           | 289        | 261         | 176           | 176  | 6    | 6     |           |
| TOTALS            | RPI 1-25 | RPI 26-50 | W-L RECORDS    | RPI 51-100 | RPI 101-150 | RPI 150+      |      |      |       |           |
| 10- 18            | 0- 3     | 0- 5      | OVERALL        | 0- 4       | 1- 4        | 9- 2          |      |      |       |           |
| 8- 9              | 0- 2     | 0- 3      | HOME           | 0- 2       | 0- 2        | 8- 0          |      |      |       |           |
| 2- 8              | 0- 1     | 0- 2      | AWAY           | 0- 2       | 1- 2        | 1- 1          |      |      |       |           |
| 0- 1              | 0- 0     | 0- 0      | NEUTRAL        | 0- 0       | 0- 0        | 0- 1          |      |      |       |           |
| 8- 3              | 0- 0     | 0- 2      | NON-CONFERENCE | 0- 0       | 0- 0        | 8- 1          |      |      |       |           |
| 7- 1              | 0- 0     | 0- 1      | HOME           | 0- 0       | 0- 0        | 7- 0          |      |      |       |           |
| 1- 1              | 0- 0     | 0- 1      | AWAY           | 0- 0       | 0- 0        | 1- 0          |      |      |       |           |
| 0- 1              | 0- 0     | 0- 0      | NEUTRAL        | 0- 0       | 0- 0        | 0- 1          |      |      |       |           |
| 2- 15             | 0- 3     | 0- 3      | CONFERENCE     | 0- 4       | 1- 4        | 1- 1          |      |      |       |           |
| 1- 8              | 0- 2     | 0- 2      | HOME           | 0- 2       | 0- 2        | 1- 0          |      |      |       |           |
| 1- 7              | 0- 1     | 0- 1      | AWAY           | 0- 2       | 1- 2        | 0- 1          |      |      |       |           |
| 0- 0              | 0- 0     | 0- 0      | NEUTRAL        | 0- 0       | 0- 0        | 0- 0          |      |      |       |           |

| RPI                       | S | Opponent  | Score | RPI | S | Opponent     | Score | RPI | S | Opponent | Score | RPI | S | Opponent       | Score   | Team's RPI: 209 |
|---------------------------|---|-----------|-------|-----|---|--------------|-------|-----|---|----------|-------|-----|---|----------------|---------|-----------------|
| 7                         | A | Iowa      | 66 88 | 27  | H | Rutgers      | 60 71 | 55  | H | Indiana  | 83 85 | 106 | A | Minnesota      | 66 62   |                 |
| 7                         | H | Iowa      | 75 94 | 30  | H | Missouri     | 45 67 | 74  | A | Purdue   | 50 72 | 108 | A | Northwestern   | 45 68   |                 |
| 13                        | H | Maryland  | 66 80 | 39  | A | Michigan St. | 60 77 | 77  | A | Ohio St. | 70 78 | 108 | H | Northwestern   | 56 64   |                 |
|                           |   |           |       | 41  | A | Clemson      | 67 69 | 86  | H | Nebraska | 67 77 | 126 | A | Penn St.       | 48 62   |                 |
|                           |   |           |       | 46  | H | Michigan     | 56 70 |     |   |          |       | 126 | H | Penn St.       | 65 76   |                 |
|                           |   |           |       |     |   |              |       |     |   |          |       | 181 | A | Wisconsin      | 67 75   |                 |
|                           |   |           |       |     |   |              |       |     |   |          |       | 181 | H | Wisconsin      | 78 68   |                 |
|                           |   |           |       |     |   |              |       |     |   |          |       | 188 | H | Indiana St.    | 75 57   |                 |
|                           |   |           |       |     |   |              |       |     |   |          |       | 204 | H | Eastern Mich.  | 72 66   |                 |
|                           |   |           |       |     |   |              |       |     |   |          |       | 231 | N | Sacramento St. | 107 109 |                 |
|                           |   |           |       |     |   |              |       |     |   |          |       | 236 | H | Columbia       | 76 69   |                 |
|                           |   |           |       |     |   |              |       |     |   |          |       | 240 | H | SIUE           | 74 57   |                 |
|                           |   |           |       |     |   |              |       |     |   |          |       | 267 | H | Murray St.     | 84 52   |                 |
|                           |   |           |       |     |   |              |       |     |   |          |       | 288 | H | Alabama A&M    | 88 60   |                 |
|                           |   |           |       |     |   |              |       |     |   |          |       | 313 | A | Cal Poly       | 74 51   |                 |
|                           |   |           |       |     |   |              |       |     |   |          |       | 314 | H | Valparaiso     | 73 54   |                 |
| LAST 12 Division I GAMES: |   |           |       |     |   |              |       |     |   |          |       |     |   |                |         |                 |
| 126                       | H | Penn St.  | 65 76 | 13  | H | Maryland     | 66 80 |     |   |          |       |     |   |                |         |                 |
| 181                       | A | Wisconsin | 67 75 | 77  | A | Ohio St.     | 70 78 |     |   |          |       |     |   |                |         |                 |
| 46                        | H | Michigan  | 56 70 | 108 | H | Northwestern | 56 64 |     |   |          |       |     |   |                |         |                 |
| 7                         | A | Iowa      | 66 88 | 39  | A | Michigan St. | 60 77 |     |   |          |       |     |   |                |         |                 |
| 181                       | H | Wisconsin | 78 68 | 7   | H | Iowa         | 75 94 |     |   |          |       |     |   |                |         |                 |
| 74                        | A | Purdue    | 50 72 | 86  | H | Nebraska     | 67 77 |     |   |          |       |     |   |                |         |                 |

Non-Div I Games:

Illinois

|                   |          |           |                |            |             |               |      |      |       |           |
|-------------------|----------|-----------|----------------|------------|-------------|---------------|------|------|-------|-----------|
| Average RPI Win:  | 224      | WON-LOST  | WINNING        | LAST 10    | STRENGTH OF | OPP. STRENGTH | TEAM | ADJ. | CONF. | ADJ CONF. |
| Average RPI Loss: | 162      | RECORD    | PCT. RANK      | GAMES      | SCHEDULE    | OF SCHEDULE   | RPI  | RPI  | RPI   | RPI       |
| DIV. I ONLY       | 14- 10   | 126       | 0- 1           | 216        | 233         | 160           | 160  | 13   | 13    |           |
| DIV. I NON-CONF.  | 6- 4     | 125       | 0- 0           | 296        | 317         | 172           | 172  | 15   | 15    |           |
| TOTALS            | RPI 1-25 | RPI 26-50 | W-L RECORDS    | RPI 51-100 | RPI 101-150 | RPI 150+      |      |      |       |           |
| 14- 10            | 0- 1     | 0- 0      | OVERALL        | 2- 2       | 0- 0        | 12- 7         |      |      |       |           |
| 8- 3              | 0- 1     | 0- 0      | HOME           | 1- 1       | 0- 0        | 7- 1          |      |      |       |           |
| 6- 7              | 0- 0     | 0- 0      | AWAY           | 1- 1       | 0- 0        | 5- 6          |      |      |       |           |
| 0- 0              | 0- 0     | 0- 0      | NEUTRAL        | 0- 0       | 0- 0        | 0- 0          |      |      |       |           |
| 6- 4              | 0- 0     | 0- 0      | NON-CONFERENCE | 0- 1       | 0- 0        | 6- 3          |      |      |       |           |
| 4- 0              | 0- 0     | 0- 0      | HOME           | 0- 0       | 0- 0        | 4- 0          |      |      |       |           |
| 2- 4              | 0- 0     | 0- 0      | AWAY           | 0- 1       | 0- 0        | 2- 3          |      |      |       |           |
| 0- 0              | 0- 0     | 0- 0      | NEUTRAL        | 0- 0       | 0- 0        | 0- 0          |      |      |       |           |
| 8- 6              | 0- 1     | 0- 0      | CONFERENCE     | 2- 1       | 0- 0        | 6- 4          |      |      |       |           |
| 4- 3              | 0- 1     | 0- 0      | HOME           | 1- 1       | 0- 0        | 3- 1          |      |      |       |           |
| 4- 3              | 0- 0     | 0- 0      | AWAY           | 1- 0       | 0- 0        | 3- 3          |      |      |       |           |
| 0- 0              | 0- 0     | 0- 0      | NEUTRAL        | 0- 0       | 0- 0        | 0- 0          |      |      |       |           |

|                           |                            |                         |                            |                 |
|---------------------------|----------------------------|-------------------------|----------------------------|-----------------|
| RPI 1-25                  | RPI 26-50                  | RPI 51-100              | RPI 101+                   | Team's RPI: 160 |
| RPI S Opponent Score      | RPI S Opponent Score       | RPI S Opponent Score    | RPI S Opponent Score       |                 |
| 24 H Drake 64 82          |                            | 54 A Butler 56 58       | 151 A Southern Ill. 68 66  |                 |
|                           |                            | 69 A Missouri St. 60 56 | 151 H Southern Ill. 60 52  |                 |
|                           |                            | 69 H Missouri St. 47 59 | 156 A Bradley 65 75        |                 |
|                           |                            | 90 H UNI 66 64          | 156 H Bradley 68 79        |                 |
|                           |                            |                         | 188 A Indiana St. 44 59    |                 |
|                           |                            |                         | 188 H Indiana St. 78 70    |                 |
|                           |                            |                         | 190 H Saint Louis 72 67    |                 |
|                           |                            |                         | 204 A Eastern Mich. 41 50  |                 |
|                           |                            |                         | 237 A UMKC 62 55           |                 |
|                           |                            |                         | 240 A SIUE 61 68           |                 |
|                           |                            |                         | 243 A Loyola Chicago 59 62 |                 |
|                           |                            |                         | 252 H North Dakota 67 55   |                 |
|                           |                            |                         | 253 A Northern Ky. 58 53   |                 |
|                           |                            |                         | 260 H Austin Peay 61 49    |                 |
|                           |                            |                         | 283 A Cleveland St. 63 67  |                 |
|                           |                            |                         | 310 H Oakland 62 56        |                 |
|                           |                            |                         | 314 A Valparaiso 70 67     |                 |
|                           |                            |                         | 332 A Evansville 72 61     |                 |
|                           |                            |                         | 332 H Evansville 82 59     |                 |
| LAST 12 Division I GAMES: |                            |                         |                            |                 |
| 156 A Bradley 65 75       | 243 A Loyola Chicago 59 62 |                         |                            |                 |
| 151 A Southern Ill. 68 66 | 156 H Bradley 68 79        |                         |                            |                 |
| 69 A Missouri St. 60 56   | 69 H Missouri St. 47 59    |                         |                            |                 |
| 188 H Indiana St. 78 70   | 151 H Southern Ill. 60 52  |                         |                            |                 |
| 332 H Evansville 82 59    | 332 A Evansville 72 61     |                         |                            |                 |
| 314 A Valparaiso 70 67    | 188 A Indiana St. 44 59    |                         |                            |                 |

Non-Div I Games: Maryville (MO) 61 52

Illinois St.



| Average RPI Win:  | 306      | WON-LOST  | WINNING        | LAST 10    | STRENGTH OF | OPP. STRENGTH | TEAM | ADJ. | CONF. | ADJ CONF. |
|-------------------|----------|-----------|----------------|------------|-------------|---------------|------|------|-------|-----------|
| Average RPI Loss: | 160      | RECORD    | PCT. RANK      | GAMES      | SCHEDULE    | OF SCHEDULE   | RPI  | RPI  | RPI   | RPI       |
| DIV. I ONLY       | 3- 22    | 338       | 0- 1           | 124        | 279         | 302           | 302  | 25   | 25    |           |
| DIV. I NON-CONF.  | 0- 11    | 336       | 0- 0           | 74         | 205         | 304           | 304  | 23   | 23    |           |
| TOTALS            | RPI 1-25 | RPI 26-50 | W-L RECORDS    | RPI 51-100 | RPI 101-150 | RPI 150+      |      |      |       |           |
| 3- 22             | 0- 1     | 0- 2      | OVERALL        | 0- 7       | 0- 1        | 3- 11         |      |      |       |           |
| 2- 8              | 0- 0     | 0- 1      | HOME           | 0- 4       | 0- 0        | 2- 3          |      |      |       |           |
| 1- 14             | 0- 1     | 0- 1      | AWAY           | 0- 3       | 0- 1        | 1- 8          |      |      |       |           |
| 0- 0              | 0- 0     | 0- 0      | NEUTRAL        | 0- 0       | 0- 0        | 0- 0          |      |      |       |           |
| 0- 11             | 0- 1     | 0- 2      | NON-CONFERENCE | 0- 3       | 0- 1        | 0- 4          |      |      |       |           |
| 0- 4              | 0- 0     | 0- 1      | HOME           | 0- 2       | 0- 0        | 0- 1          |      |      |       |           |
| 0- 7              | 0- 1     | 0- 1      | AWAY           | 0- 1       | 0- 1        | 0- 3          |      |      |       |           |
| 0- 0              | 0- 0     | 0- 0      | NEUTRAL        | 0- 0       | 0- 0        | 0- 0          |      |      |       |           |
| 3- 11             | 0- 0     | 0- 0      | CONFERENCE     | 0- 4       | 0- 0        | 3- 7          |      |      |       |           |
| 2- 4              | 0- 0     | 0- 0      | HOME           | 0- 2       | 0- 0        | 2- 2          |      |      |       |           |
| 1- 7              | 0- 0     | 0- 0      | AWAY           | 0- 2       | 0- 0        | 1- 5          |      |      |       |           |
| 0- 0              | 0- 0     | 0- 0      | NEUTRAL        | 0- 0       | 0- 0        | 0- 0          |      |      |       |           |

| RPI S                     | Opponent             | Score | RPI S | Opponent           | Score | RPI S | Opponent           | Score | RPI S | Opponent             | Score | Team's RPI: 302 |
|---------------------------|----------------------|-------|-------|--------------------|-------|-------|--------------------|-------|-------|----------------------|-------|-----------------|
| 19                        | A Arizona St.        | 43 81 | 34    | A South Dakota     | 43 96 | 59    | A Lamar University | 53 79 | 106   | A Minnesota          | 39 75 |                 |
|                           |                      |       | 35    | H Rice             | 63 74 | 59    | H Lamar University | 51 77 | 164   | H Abilene Christian  | 50 71 |                 |
|                           |                      |       |       |                    |       | 73    | A Arizona          | 42 84 | 173   | A Nicholls St.       | 62 86 |                 |
|                           |                      |       |       |                    |       | 79    | A SFA              | 48 65 | 183   | H Sam Houston St.    | 56 76 |                 |
|                           |                      |       |       |                    |       | 79    | H SFA              | 56 66 | 226   | A San Diego St.      | 38 81 |                 |
|                           |                      |       |       |                    |       | 91    | H Houston          | 60 79 | 227   | A Massachusetts      | 59 71 |                 |
|                           |                      |       |       |                    |       | 94    | H UT Arlington     | 49 97 | 246   | A A&M-Corpus Christi | 49 57 |                 |
|                           |                      |       |       |                    |       |       |                    |       | 279   | A Central Ark.       | 43 74 |                 |
|                           |                      |       |       |                    |       |       |                    |       | 290   | A New Orleans        | 55 58 |                 |
|                           |                      |       |       |                    |       |       |                    |       | 290   | H New Orleans        | 81 69 |                 |
|                           |                      |       |       |                    |       |       |                    |       | 306   | H Southeastern La.   | 76 69 |                 |
|                           |                      |       |       |                    |       |       |                    |       | 319   | H Weber St.          | 64 72 |                 |
|                           |                      |       |       |                    |       |       |                    |       | 323   | A McNeese            | 68 66 |                 |
|                           |                      |       |       |                    |       |       |                    |       | 336   | A Grand Canyon       | 63 74 |                 |
|                           |                      |       |       |                    |       |       |                    |       | 341   | A Houston Baptist    | 59 60 |                 |
| LAST 12 Division I GAMES: |                      |       |       |                    |       |       |                    |       |       |                      |       |                 |
| 79                        | A SFA                | 48 65 | 341   | A Houston Baptist  | 59 60 |       |                    |       |       |                      |       |                 |
| 59                        | A Lamar University   | 53 79 | 290   | H New Orleans      | 81 69 |       |                    |       |       |                      |       |                 |
| 164                       | H Abilene Christian  | 50 71 | 59    | H Lamar University | 51 77 |       |                    |       |       |                      |       |                 |
| 306                       | H Southeastern La.   | 76 69 | 79    | H SFA              | 56 66 |       |                    |       |       |                      |       |                 |
| 246                       | A A&M-Corpus Christi | 49 57 | 279   | A Central Ark.     | 43 74 |       |                    |       |       |                      |       |                 |
| 290                       | A New Orleans        | 55 58 | 183   | H Sam Houston St.  | 56 76 |       |                    |       |       |                      |       |                 |

Non-Div I Games:

Incarnate Word

■ Loss, 
■ Non-Conf, 
■ S Site, 
■ H Home 
■ A Away 
N Neutral

## Indiana

Through Games Of Feb. 26, 2019

|                   |          |           |                |            |             |               |      |      |       |           |
|-------------------|----------|-----------|----------------|------------|-------------|---------------|------|------|-------|-----------|
| Average RPI Win:  | 123      | WON-LOST  | WINNING        | LAST 10    | STRENGTH OF | OPP. STRENGTH | TEAM | ADJ. | CONF. | ADJ CONF. |
| Average RPI Loss: | 75       | RECORD    | PCT. RANK      | GAMES      | SCHEDULE    | OF SCHEDULE   | RPI  | RPI  | RPI   | RPI       |
| DIV. I ONLY       | 18- 11   | 110       | 0- 1           | 46         | 50          | 55            | 55   | 5    | 5     |           |
| DIV. I NON-CONF.  | 11- 1    | 13        | 0- 0           | 117        | 60          | 20            | 20   | 6    | 6     |           |
| TOTALS            | RPI 1-25 | RPI 26-50 | W-L RECORDS    | RPI 51-100 | RPI 101-150 | RPI 150+      |      |      |       |           |
| 18- 11            | 1- 1     | 4- 4      | OVERALL        | 4- 2       | 3- 3        | 6- 1          |      |      |       |           |
| 10- 4             | 1- 1     | 2- 1      | HOME           | 3- 0       | 1- 2        | 3- 0          |      |      |       |           |
| 6- 6              | 0- 0     | 1- 3      | AWAY           | 1- 2       | 1- 1        | 3- 0          |      |      |       |           |
| 2- 1              | 0- 0     | 1- 0      | NEUTRAL        | 0- 0       | 1- 0        | 0- 1          |      |      |       |           |
| 11- 1             | 0- 0     | 2- 0      | NON-CONFERENCE | 3- 0       | 2- 0        | 4- 1          |      |      |       |           |
| 6- 0              | 0- 0     | 0- 0      | HOME           | 3- 0       | 0- 0        | 3- 0          |      |      |       |           |
| 3- 0              | 0- 0     | 1- 0      | AWAY           | 0- 0       | 1- 0        | 1- 0          |      |      |       |           |
| 2- 1              | 0- 0     | 1- 0      | NEUTRAL        | 0- 0       | 1- 0        | 0- 1          |      |      |       |           |
| 7- 10             | 1- 1     | 2- 4      | CONFERENCE     | 1- 2       | 1- 3        | 2- 0          |      |      |       |           |
| 4- 4              | 1- 1     | 2- 1      | HOME           | 0- 0       | 1- 2        | 0- 0          |      |      |       |           |
| 3- 6              | 0- 0     | 0- 3      | AWAY           | 1- 2       | 0- 1        | 2- 0          |      |      |       |           |
| 0- 0              | 0- 0     | 0- 0      | NEUTRAL        | 0- 0       | 0- 0        | 0- 0          |      |      |       |           |

| RPI 1-25                  |   |              |       | RPI 26-50 |   |              |       | RPI 51-100 Team's RPI: 55 |   |               |       | RPI 101+ |   |                  |       |
|---------------------------|---|--------------|-------|-----------|---|--------------|-------|---------------------------|---|---------------|-------|----------|---|------------------|-------|
| RPI                       | S | Opponent     | Score | RPI       | S | Opponent     | Score | RPI                       | S | Opponent      | Score | RPI      | S | Opponent         | Score |
| 7                         | H | Iowa         | 75 73 | 27        | A | Rutgers      | 64 69 | 54                        | H | Butler        | 66 46 | 106      | H | Minnesota        | 61 65 |
| 13                        | H | Maryland     | 56 76 | 27        | H | Rutgers      | 61 69 | 69                        | H | Missouri St.  | 98 74 | 108      | A | Northwestern     | 49 69 |
|                           |   |              |       | 33        | A | UCLA         | 67 65 | 74                        | A | Purdue        | 53 56 | 108      | H | Northwestern     | 69 75 |
|                           |   |              |       | 34        | N | South Dakota | 68 60 | 77                        | A | Ohio St.      | 50 55 | 110      | N | Loyola Marymount | 67 43 |
|                           |   |              |       | 39        | A | Michigan St. | 61 77 | 86                        | A | Nebraska      | 82 78 | 126      | H | Penn St.         | 83 75 |
|                           |   |              |       | 39        | H | Michigan St. | 68 64 | 99                        | H | Northern Ill. | 91 73 | 128      | A | Wake Forest      | 87 73 |
|                           |   |              |       | 46        | A | Michigan     | 58 67 |                           |   |               |       | 181      | A | Wisconsin        | 75 68 |
|                           |   |              |       | 46        | H | Michigan     | 70 60 |                           |   |               |       | 196      | H | Milwaukee        | 68 66 |
|                           |   |              |       |           |   |              |       |                           |   |               |       | 205      | N | Grambling        | 62 65 |
|                           |   |              |       |           |   |              |       |                           |   |               |       | 209      | A | Illinois         | 85 83 |
|                           |   |              |       |           |   |              |       |                           |   |               |       | 220      | H | Florida          | 83 64 |
|                           |   |              |       |           |   |              |       |                           |   |               |       | 268      | H | North Florida    | 75 52 |
|                           |   |              |       |           |   |              |       |                           |   |               |       | 310      | A | Oakland          | 59 32 |
| LAST 12 Division I GAMES: |   |              |       |           |   |              |       |                           |   |               |       |          |   |                  |       |
| 108                       | A | Northwestern | 49 69 | 86        | A | Nebraska     | 82 78 |                           |   |               |       |          |   |                  |       |
| 7                         | H | Iowa         | 75 73 | 27        | A | Rutgers      | 64 69 |                           |   |               |       |          |   |                  |       |
| 27                        | H | Rutgers      | 61 69 | 13        | H | Maryland     | 56 76 |                           |   |               |       |          |   |                  |       |
| 46                        | A | Michigan     | 58 67 | 46        | H | Michigan     | 70 60 |                           |   |               |       |          |   |                  |       |
| 39                        | A | Michigan St. | 61 77 | 74        | A | Purdue       | 53 56 |                           |   |               |       |          |   |                  |       |
| 106                       | H | Minnesota    | 61 65 | 108       | H | Northwestern | 69 75 |                           |   |               |       |          |   |                  |       |

Non-Div I Games:

Indiana

■ Loss, 
■ Non-Conf, 
■ S Site, 
■ H Home 
■ A Away 
N Neutral

|                   |          |           |                |            |             |               |      |      |       |           |
|-------------------|----------|-----------|----------------|------------|-------------|---------------|------|------|-------|-----------|
| Average RPI Win:  | 257      | WON-LOST  | WINNING        | LAST 10    | STRENGTH OF | OPP. STRENGTH | TEAM | ADJ. | CONF. | ADJ CONF. |
| Average RPI Loss: | 141      | RECORD    | PCT. RANK      | GAMES      | SCHEDULE    | OF SCHEDULE   | RPI  | RPI  | RPI   | RPI       |
| DIV. I ONLY       | 10- 15   | 230       | 0- 1           | 159        | 257         | 188           | 188  | 13   | 13    |           |
| DIV. I NON-CONF.  | 5- 5     | 162       | 0- 0           | 266        | 335         | 190           | 190  | 15   | 15    |           |
| TOTALS            | RPI 1-25 | RPI 26-50 | W-L RECORDS    | RPI 51-100 | RPI 101-150 | RPI 150+      |      |      |       |           |
| 10- 15            | 0- 2     | 0- 0      | OVERALL        | 0- 4       | 0- 1        | 10- 8         |      |      |       |           |
| 3- 5              | 0- 1     | 0- 0      | HOME           | 0- 1       | 0- 1        | 3- 2          |      |      |       |           |
| 7- 9              | 0- 1     | 0- 0      | AWAY           | 0- 3       | 0- 0        | 7- 5          |      |      |       |           |
| 0- 1              | 0- 0     | 0- 0      | NEUTRAL        | 0- 0       | 0- 0        | 0- 1          |      |      |       |           |
| 5- 5              | 0- 0     | 0- 0      | NON-CONFERENCE | 0- 1       | 0- 1        | 5- 3          |      |      |       |           |
| 1- 1              | 0- 0     | 0- 0      | HOME           | 0- 0       | 0- 1        | 1- 0          |      |      |       |           |
| 4- 3              | 0- 0     | 0- 0      | AWAY           | 0- 1       | 0- 0        | 4- 2          |      |      |       |           |
| 0- 1              | 0- 0     | 0- 0      | NEUTRAL        | 0- 0       | 0- 0        | 0- 1          |      |      |       |           |
| 5- 10             | 0- 2     | 0- 0      | CONFERENCE     | 0- 3       | 0- 0        | 5- 5          |      |      |       |           |
| 2- 4              | 0- 1     | 0- 0      | HOME           | 0- 1       | 0- 0        | 2- 2          |      |      |       |           |
| 3- 6              | 0- 1     | 0- 0      | AWAY           | 0- 2       | 0- 0        | 3- 3          |      |      |       |           |
| 0- 0              | 0- 0     | 0- 0      | NEUTRAL        | 0- 0       | 0- 0        | 0- 0          |      |      |       |           |

| RPI 1-25                  |   |                |       | RPI 26-50 |   |                |       | RPI 51-100 |   |              |       | RPI 101+ Team's RPI: 188 |   |                   |       |
|---------------------------|---|----------------|-------|-----------|---|----------------|-------|------------|---|--------------|-------|--------------------------|---|-------------------|-------|
| RPI                       | S | Opponent       | Score | RPI       | S | Opponent       | Score | RPI        | S | Opponent     | Score | RPI                      | S | Opponent          | Score |
| 24                        | A | Drake          | 77 96 |           |   |                |       | 54         | A | Butler       | 49 72 | 130                      | H | IUPUI             | 59 64 |
| 24                        | H | Drake          | 68 70 |           |   |                |       | 69         | A | Missouri St. | 58 71 | 151                      | A | Southern Ill.     | 61 58 |
|                           |   |                |       |           |   |                |       | 90         | A | UNI          | 63 71 | 156                      | A | Bradley           | 80 81 |
|                           |   |                |       |           |   |                |       | 90         | H | UNI          | 51 71 | 156                      | H | Bradley           | 45 61 |
|                           |   |                |       |           |   |                |       |            |   |              |       | 160                      | A | Illinois St.      | 70 78 |
|                           |   |                |       |           |   |                |       |            |   |              |       | 160                      | H | Illinois St.      | 59 44 |
|                           |   |                |       |           |   |                |       |            |   |              |       | 177                      | N | UC Irvine         | 61 77 |
|                           |   |                |       |           |   |                |       |            |   |              |       | 190                      | A | Saint Louis       | 60 56 |
|                           |   |                |       |           |   |                |       |            |   |              |       | 202                      | A | Marshall          | 62 53 |
|                           |   |                |       |           |   |                |       |            |   |              |       | 209                      | A | Illinois          | 57 75 |
|                           |   |                |       |           |   |                |       |            |   |              |       | 234                      | A | Southeast Mo. St. | 62 51 |
|                           |   |                |       |           |   |                |       |            |   |              |       | 243                      | A | Loyola Chicago    | 54 56 |
|                           |   |                |       |           |   |                |       |            |   |              |       | 243                      | H | Loyola Chicago    | 36 44 |
|                           |   |                |       |           |   |                |       |            |   |              |       | 294                      | A | Eastern Ill.      | 39 63 |
|                           |   |                |       |           |   |                |       |            |   |              |       | 314                      | A | Valparaiso        | 86 82 |
|                           |   |                |       |           |   |                |       |            |   |              |       | 314                      | H | Valparaiso        | 67 59 |
|                           |   |                |       |           |   |                |       |            |   |              |       | 332                      | A | Evansville        | 76 69 |
|                           |   |                |       |           |   |                |       |            |   |              |       | 336                      | A | Grand Canyon      | 88 81 |
|                           |   |                |       |           |   |                |       |            |   |              |       | 337                      | H | UIC               | 60 53 |
| LAST 12 Division I GAMES: |   |                |       |           |   |                |       |            |   |              |       |                          |   |                   |       |
| 24                        | A | Drake          | 77 96 | 332       | A | Evansville     | 76 69 |            |   |              |       |                          |   |                   |       |
| 90                        | A | UNI            | 63 71 | 90        | H | UNI            | 51 71 |            |   |              |       |                          |   |                   |       |
| 314                       | H | Valparaiso     | 67 59 | 24        | H | Drake          | 68 70 |            |   |              |       |                          |   |                   |       |
| 243                       | H | Loyola Chicago | 36 44 | 243       | A | Loyola Chicago | 54 56 |            |   |              |       |                          |   |                   |       |
| 160                       | A | Illinois St.   | 70 78 | 314       | A | Valparaiso     | 86 82 |            |   |              |       |                          |   |                   |       |
| 156                       | A | Bradley        | 80 81 | 156       | H | Bradley        | 45 61 |            |   |              |       |                          |   |                   |       |

Non-Div I Games: Davenport 79 43

Indiana St.

|                              |          |           |                |             |               |          |      |       |           |
|------------------------------|----------|-----------|----------------|-------------|---------------|----------|------|-------|-----------|
| Average RPI Win: <b>254</b>  | WON-LOST | WINNING   | LAST 10        | STRENGTH OF | OPP. STRENGTH | TEAM     | ADJ. | CONF. | ADJ CONF. |
| Average RPI Loss: <b>187</b> | RECORD   | PCT. RANK | GAMES          | SCHEDULE    | OF SCHEDULE   | RPI      | RPI  | RPI   | RPI       |
| DIV. I ONLY                  | 3- 25    | 347       | 0- 1           | 204         | 246           | 331      | 331  | 26    | 26        |
| DIV. I NON-CONF.             | 1- 10    | 330       | 0- 0           | 68          | 75            | 282      | 282  | 27    | 27        |
| TOTALS                       | RPI 1-25 | RPI 26-50 | W-L RECORDS    | RPI 51-100  | RPI 101-150   | RPI 150+ |      |       |           |
| 3- 25                        | 0- 1     | 0- 0      | OVERALL        | 0- 4        | 0- 4          | 3- 16    |      |       |           |
| 2- 13                        | 0- 1     | 0- 0      | HOME           | 0- 2        | 0- 2          | 2- 8     |      |       |           |
| 1- 12                        | 0- 0     | 0- 0      | AWAY           | 0- 2        | 0- 2          | 1- 8     |      |       |           |
| 0- 0                         | 0- 0     | 0- 0      | NEUTRAL        | 0- 0        | 0- 0          | 0- 0     |      |       |           |
| 1- 10                        | 0- 1     | 0- 0      | NON-CONFERENCE | 0- 3        | 0- 3          | 1- 3     |      |       |           |
| 1- 5                         | 0- 1     | 0- 0      | HOME           | 0- 1        | 0- 2          | 1- 1     |      |       |           |
| 0- 5                         | 0- 0     | 0- 0      | AWAY           | 0- 2        | 0- 1          | 0- 2     |      |       |           |
| 0- 0                         | 0- 0     | 0- 0      | NEUTRAL        | 0- 0        | 0- 0          | 0- 0     |      |       |           |
| 2- 15                        | 0- 0     | 0- 0      | CONFERENCE     | 0- 1        | 0- 1          | 2- 13    |      |       |           |
| 1- 8                         | 0- 0     | 0- 0      | HOME           | 0- 1        | 0- 0          | 1- 7     |      |       |           |
| 1- 7                         | 0- 0     | 0- 0      | AWAY           | 0- 0        | 0- 1          | 1- 6     |      |       |           |
| 0- 0                         | 0- 0     | 0- 0      | NEUTRAL        | 0- 0        | 0- 0          | 0- 0     |      |       |           |

| RPI 1-25                  |   |               |              | RPI 26-50 |   |            |              | RPI 51-100 |   |            |              | RPI 101+ Team's RPI: 331 |   |                   |              |
|---------------------------|---|---------------|--------------|-----------|---|------------|--------------|------------|---|------------|--------------|--------------------------|---|-------------------|--------------|
| RPI                       | S | Opponent      | Score        | RPI       | S | Opponent   | Score        | RPI        | S | Opponent   | Score        | RPI                      | S | Opponent          | Score        |
| 23                        | H | Central Mich. | 39 <b>82</b> |           |   |            |              | 51         | H | Quinnipiac | 39 <b>76</b> | 104                      | H | St. John's (NY)   | 35 <b>61</b> |
|                           |   |               |              |           |   |            |              | 53         | A | Bucknell   | 43 <b>81</b> | 117                      | H | Fordham           | 40 <b>57</b> |
|                           |   |               |              |           |   |            |              | 72         | H | Penn       | 43 <b>66</b> | 136                      | A | Marist            | 36 <b>76</b> |
|                           |   |               |              |           |   |            |              | 80         | A | Toledo     | 38 <b>84</b> | 140                      | A | Kansas            | 44 <b>75</b> |
|                           |   |               |              |           |   |            |              |            |   |            |              | 152                      | H | Stony Brook       | 51 <b>53</b> |
|                           |   |               |              |           |   |            |              |            |   |            |              | 161                      | A | Temple            | 39 <b>59</b> |
|                           |   |               |              |           |   |            |              |            |   |            |              | 179                      | A | Rider             | 64 <b>75</b> |
|                           |   |               |              |           |   |            |              |            |   |            |              | 179                      | H | Rider             | 58 <b>66</b> |
|                           |   |               |              |           |   |            |              |            |   |            |              | 191                      | H | George Washington | 52 <b>43</b> |
|                           |   |               |              |           |   |            |              |            |   |            |              | 221                      | A | Hofstra           | 49 <b>74</b> |
|                           |   |               |              |           |   |            |              |            |   |            |              | 232                      | A | Monmouth          | 52 <b>51</b> |
|                           |   |               |              |           |   |            |              |            |   |            |              | 232                      | H | Monmouth          | 38 <b>55</b> |
|                           |   |               |              |           |   |            |              |            |   |            |              | 261                      | A | Niagara           | 53 <b>72</b> |
|                           |   |               |              |           |   |            |              |            |   |            |              | 261                      | H | Niagara           | 46 <b>58</b> |
|                           |   |               |              |           |   |            |              |            |   |            |              | 270                      | A | Siena             | 47 <b>59</b> |
|                           |   |               |              |           |   |            |              |            |   |            |              | 270                      | H | Siena             | 45 <b>66</b> |
|                           |   |               |              |           |   |            |              |            |   |            |              | 281                      | A | Canisius          | 47 <b>67</b> |
|                           |   |               |              |           |   |            |              |            |   |            |              | 281                      | H | Canisius          | 40 <b>48</b> |
|                           |   |               |              |           |   |            |              |            |   |            |              | 282                      | A | Manhattan         | 33 <b>55</b> |
|                           |   |               |              |           |   |            |              |            |   |            |              | 282                      | H | Manhattan         | 52 <b>54</b> |
|                           |   |               |              |           |   |            |              |            |   |            |              | 292                      | A | Fairfield         | 56 <b>67</b> |
|                           |   |               |              |           |   |            |              |            |   |            |              | 292                      | H | Fairfield         | 42 <b>55</b> |
|                           |   |               |              |           |   |            |              |            |   |            |              | 340                      | H | Saint Peter's     | 61 <b>57</b> |
| LAST 12 Division I GAMES: |   |               |              |           |   |            |              |            |   |            |              |                          |   |                   |              |
| 292                       | A | Fairfield     | 56 <b>67</b> | 261       | A | Niagara    | 53 <b>72</b> |            |   |            |              |                          |   |                   |              |
| 282                       | H | Manhattan     | 52 <b>54</b> | 281       | A | Canisius   | 47 <b>67</b> |            |   |            |              |                          |   |                   |              |
| 340                       | H | Saint Peter's | 61 <b>57</b> | 51        | H | Quinnipiac | 39 <b>76</b> |            |   |            |              |                          |   |                   |              |
| 232                       | A | Monmouth      | 52 <b>51</b> | 292       | H | Fairfield  | 42 <b>55</b> |            |   |            |              |                          |   |                   |              |
| 179                       | A | Rider         | 64 <b>75</b> | 136       | A | Marist     | 36 <b>76</b> |            |   |            |              |                          |   |                   |              |
| 270                       | H | Siena         | 45 <b>66</b> | 282       | A | Manhattan  | 33 <b>55</b> |            |   |            |              |                          |   |                   |              |

Non-Div I Games:

Iona

■ Loss, 
 ■ Non-Conf, 
 ■ S Site, 
 ■ H Home 
 ■ A Away 
 N Neutral

|                   |          |           |                |            |             |               |      |      |       |           |
|-------------------|----------|-----------|----------------|------------|-------------|---------------|------|------|-------|-----------|
| Average RPI Win:  | 110      | WON-LOST  | WINNING        | LAST 10    | STRENGTH OF | OPP. STRENGTH | TEAM | ADJ. | CONF. | ADJ CONF. |
| Average RPI Loss: | 39       | RECORD    | PCT. RANK      | GAMES      | SCHEDULE    | OF SCHEDULE   | RPI  | RPI  | RPI   | RPI       |
| DIV. I ONLY       | 22- 6    | 31        | 0- 1           | 14         | 44          | 7             | 7    | 5    | 5     |           |
| DIV. I NON-CONF.  | 9- 2     | 43        | 0- 1           | 11         | 54          | 9             | 9    | 6    | 6     |           |
| TOTALS            | RPI 1-25 | RPI 26-50 | W-L RECORDS    | RPI 51-100 | RPI 101-150 | RPI 150+      |      |      |       |           |
| 22- 6             | 3- 2     | 3- 2      | OVERALL        | 6- 2       | 4- 0        | 6- 0          |      |      |       |           |
| 14- 0             | 2- 0     | 3- 0      | HOME           | 3- 0       | 1- 0        | 5- 0          |      |      |       |           |
| 7- 5              | 1- 1     | 0- 2      | AWAY           | 2- 2       | 3- 0        | 1- 0          |      |      |       |           |
| 1- 1              | 0- 1     | 0- 0      | NEUTRAL        | 1- 0       | 0- 0        | 0- 0          |      |      |       |           |
| 9- 2              | 2- 2     | 0- 0      | NON-CONFERENCE | 2- 0       | 2- 0        | 3- 0          |      |      |       |           |
| 6- 0              | 1- 0     | 0- 0      | HOME           | 1- 0       | 1- 0        | 3- 0          |      |      |       |           |
| 2- 1              | 1- 1     | 0- 0      | AWAY           | 0- 0       | 1- 0        | 0- 0          |      |      |       |           |
| 1- 1              | 0- 1     | 0- 0      | NEUTRAL        | 1- 0       | 0- 0        | 0- 0          |      |      |       |           |
| 13- 4             | 1- 0     | 3- 2      | CONFERENCE     | 4- 2       | 2- 0        | 3- 0          |      |      |       |           |
| 8- 0              | 1- 0     | 3- 0      | HOME           | 2- 0       | 0- 0        | 2- 0          |      |      |       |           |
| 5- 4              | 0- 0     | 0- 2      | AWAY           | 2- 2       | 2- 0        | 1- 0          |      |      |       |           |
| 0- 0              | 0- 0     | 0- 0      | NEUTRAL        | 0- 0       | 0- 0        | 0- 0          |      |      |       |           |

| RPI                       | S | Opponent    | Score  | RPI | S | Opponent     | Score | RPI | S | Opponent      | Score | RPI | S | Opponent      | Score  |
|---------------------------|---|-------------|--------|-----|---|--------------|-------|-----|---|---------------|-------|-----|---|---------------|--------|
| 1                         | A | Notre Dame  | 71 105 | 27  | H | Rutgers      | 72 66 | 55  | A | Indiana       | 73 75 | 106 | A | Minnesota     | 81 63  |
| 11                        | H | Iowa St.    | 73 70  | 39  | A | Michigan St. | 70 84 | 71  | N | West Virginia | 84 81 | 119 | A | Western Ky.   | 104 67 |
| 13                        | H | Maryland    | 86 73  | 39  | H | Michigan St. | 86 71 | 74  | A | Purdue        | 57 62 | 126 | A | Penn St.      | 81 61  |
| 20                        | N | Florida St. | 67 71  | 46  | A | Michigan     | 81 90 | 74  | H | Purdue        | 72 58 | 130 | H | IUPUI         | 72 58  |
| 24                        | A | Drake       | 91 82  | 46  | H | Michigan     | 75 61 | 77  | A | Ohio St.      | 78 52 | 167 | H | Oral Roberts  | 90 77  |
|                           |   |             |        |     |   |              |       | 86  | A | Nebraska      | 74 58 | 181 | H | Wisconsin     | 71 53  |
|                           |   |             |        |     |   |              |       | 86  | H | Nebraska      | 77 71 | 198 | H | Robert Morris | 92 63  |
|                           |   |             |        |     |   |              |       | 90  | H | UNI           | 83 57 | 209 | A | Illinois      | 94 75  |
|                           |   |             |        |     |   |              |       |     |   |               |       | 209 | H | Illinois      | 88 66  |
|                           |   |             |        |     |   |              |       |     |   |               |       | 338 | H | N.C. Central  | 106 39 |
| LAST 12 Division I GAMES: |   |             |        |     |   |              |       |     |   |               |       |     |   |               |        |
| 20                        | N | Florida St. | 67 71  | 39  | H | Michigan St. | 86 71 |     |   |               |       |     |   |               |        |
| 86                        | A | Nebraska    | 74 58  | 126 | A | Penn St.     | 81 61 |     |   |               |       |     |   |               |        |
| 55                        | A | Indiana     | 73 75  | 46  | A | Michigan     | 81 90 |     |   |               |       |     |   |               |        |
| 13                        | H | Maryland    | 86 73  | 74  | H | Purdue       | 72 58 |     |   |               |       |     |   |               |        |
| 209                       | H | Illinois    | 88 66  | 27  | H | Rutgers      | 72 66 |     |   |               |       |     |   |               |        |
| 77                        | A | Ohio St.    | 78 52  | 209 | A | Illinois     | 94 75 |     |   |               |       |     |   |               |        |

Non-Div I Games:

Iowa

■ Loss, 
■ Non-Conf, S Site, 
■ Home 
■ Away 
N Neutral

|                      |  |          |           |         |                |               |            |             |       |           |
|----------------------|--|----------|-----------|---------|----------------|---------------|------------|-------------|-------|-----------|
| Average RPI Win: 113 |  | WON-LOST | WINNING   | LAST 10 | STRENGTH OF    | OPP. STRENGTH | TEAM       | ADJ.        | CONF. | ADJ CONF. |
| Average RPI Loss: 27 |  | RECORD   | PCT. RANK | GAMES   | SCHEDULE       | OF SCHEDULE   | RPI        | RPI         | RPI   | RPI       |
| DIV. I ONLY          |  | 21- 7    | 44        | 3- 0    | 4              | 31            | 11         | 11          | 3     | 3         |
| DIV. I NON-CONF.     |  | 10- 2    | 37        | 3- 0    | 13             | 106           | 10         | 10          | 3     | 3         |
| TOTALS               |  | RPI 1-25 | RPI 26-50 |         | W-L RECORDS    |               | RPI 51-100 | RPI 101-150 |       | RPI 150+  |
| 21- 7                |  | 2- 3     | 4- 3      |         | OVERALL        |               | 4- 1       | 7- 0        |       | 4- 0      |
| 15- 2                |  | 2- 1     | 3- 1      |         | HOME           |               | 4- 0       | 3- 0        |       | 3- 0      |
| 5- 5                 |  | 0- 2     | 1- 2      |         | AWAY           |               | 0- 1       | 4- 0        |       | 0- 0      |
| 1- 0                 |  | 0- 0     | 0- 0      |         | NEUTRAL        |               | 0- 0       | 0- 0        |       | 1- 0      |
| 10- 2                |  | 2- 1     | 1- 1      |         | NON-CONFERENCE |               | 3- 0       | 0- 0        |       | 4- 0      |
| 9- 0                 |  | 2- 0     | 1- 0      |         | HOME           |               | 3- 0       | 0- 0        |       | 3- 0      |
| 0- 2                 |  | 0- 1     | 0- 1      |         | AWAY           |               | 0- 0       | 0- 0        |       | 0- 0      |
| 1- 0                 |  | 0- 0     | 0- 0      |         | NEUTRAL        |               | 0- 0       | 0- 0        |       | 1- 0      |
| 11- 5                |  | 0- 2     | 3- 2      |         | CONFERENCE     |               | 1- 1       | 7- 0        |       | 0- 0      |
| 6- 2                 |  | 0- 1     | 2- 1      |         | HOME           |               | 1- 0       | 3- 0        |       | 0- 0      |
| 5- 3                 |  | 0- 1     | 1- 1      |         | AWAY           |               | 0- 1       | 4- 0        |       | 0- 0      |
| 0- 0                 |  | 0- 0     | 0- 0      |         | NEUTRAL        |               | 0- 0       | 0- 0        |       | 0- 0      |

| RPI                       | S | Opponent   | Score | RPI | S | Opponent      | Score | RPI | S | Opponent      | Score  | RPI | S | Opponent     | Score  |
|---------------------------|---|------------|-------|-----|---|---------------|-------|-----|---|---------------|--------|-----|---|--------------|--------|
| 2                         | A | Baylor     | 69 84 | 26  | H | Texas         | 62 64 | 53  | H | Bucknell      | 86 61  | 127 | A | Oklahoma St. | 84 71  |
| 2                         | H | Baylor     | 60 73 | 34  | A | South Dakota  | 59 64 | 71  | A | West Virginia | 64 73  | 127 | H | Oklahoma St. | 89 67  |
| 7                         | A | Iowa       | 70 73 | 37  | A | Kansas St.    | 81 52 | 71  | H | West Virginia | 77 61  | 129 | A | Oklahoma     | 91 70  |
| 18                        | H | Miami (FL) | 75 52 | 37  | H | Kansas St.    | 96 58 | 88  | H | Arkansas      | 91 82  | 129 | H | Oklahoma     | 104 78 |
| 24                        | H | Drake      | 86 81 | 47  | H | Auburn        | 67 64 | 99  | H | Northern Ill. | 70 60  | 140 | A | Kansas       | 82 73  |
|                           |   |            |       | 50  | A | TCU           | 69 76 |     |   |               |        | 141 | A | Texas Tech   | 64 62  |
|                           |   |            |       | 50  | H | TCU           | 92 54 |     |   |               |        | 141 | H | Texas Tech   | 105 66 |
| LAST 12 Division I GAMES: |   |            |       |     |   |               |       |     |   |               |        |     |   |              |        |
|                           |   |            |       | 99  | H | Northern Ill. | 70 60 | 127 | H | Oklahoma St.  | 89 67  |     |   |              |        |
|                           |   |            |       | 47  | H | Auburn        | 67 64 | 50  | A | TCU           | 69 76  |     |   |              |        |
|                           |   |            |       | 18  | H | Miami (FL)    | 75 52 | 71  | H | West Virginia | 77 61  |     |   |              |        |
|                           |   |            |       | 141 | A | Texas Tech    | 64 62 | 37  | A | Kansas St.    | 81 52  |     |   |              |        |
|                           |   |            |       | 2   | H | Baylor        | 60 73 | 141 | H | Texas Tech    | 105 66 |     |   |              |        |
|                           |   |            |       | 129 | A | Oklahoma      | 91 70 | 127 | A | Oklahoma St.  | 84 71  |     |   |              |        |

Non-Div I Games:

Iowa St.

■ Loss, 
 ■ Non-Conf, 
 ■ S Site, 
 ■ H Home 
 ■ A Away 
 N Neutral

|                   |          |           |                |            |             |               |      |      |       |           |
|-------------------|----------|-----------|----------------|------------|-------------|---------------|------|------|-------|-----------|
| Average RPI Win:  | 282      | WON-LOST  | WINNING        | LAST 10    | STRENGTH OF | OPP. STRENGTH | TEAM | ADJ. | CONF. | ADJ CONF. |
| Average RPI Loss: | 192      | RECORD    | PCT. RANK      | GAMES      | SCHEDULE    | OF SCHEDULE   | RPI  | RPI  | RPI   | RPI       |
| DIV. I ONLY       | 10- 13   | 214       | 1- 0           | 317        | 318         | 277           | 277  | 29   | 29    |           |
| DIV. I NON-CONF.  | 2- 7     | 288       | 0- 0           | 228        | 249         | 293           | 293  | 28   | 28    |           |
| TOTALS            | RPI 1-25 | RPI 26-50 | W-L RECORDS    | RPI 51-100 | RPI 101-150 | RPI 150+      |      |      |       |           |
| 10- 13            | 0- 1     | 0- 0      | OVERALL        | 0- 2       | 0- 1        | 10- 9         |      |      |       |           |
| 6- 3              | 0- 0     | 0- 0      | HOME           | 0- 0       | 0- 0        | 6- 3          |      |      |       |           |
| 3- 9              | 0- 1     | 0- 0      | AWAY           | 0- 2       | 0- 0        | 3- 6          |      |      |       |           |
| 1- 1              | 0- 0     | 0- 0      | NEUTRAL        | 0- 0       | 0- 1        | 1- 0          |      |      |       |           |
| 2- 7              | 0- 1     | 0- 0      | NON-CONFERENCE | 0- 2       | 0- 1        | 2- 3          |      |      |       |           |
| 1- 1              | 0- 0     | 0- 0      | HOME           | 0- 0       | 0- 0        | 1- 1          |      |      |       |           |
| 0- 5              | 0- 1     | 0- 0      | AWAY           | 0- 2       | 0- 0        | 0- 2          |      |      |       |           |
| 1- 1              | 0- 0     | 0- 0      | NEUTRAL        | 0- 0       | 0- 1        | 1- 0          |      |      |       |           |
| 8- 6              | 0- 0     | 0- 0      | CONFERENCE     | 0- 0       | 0- 0        | 8- 6          |      |      |       |           |
| 5- 2              | 0- 0     | 0- 0      | HOME           | 0- 0       | 0- 0        | 5- 2          |      |      |       |           |
| 3- 4              | 0- 0     | 0- 0      | AWAY           | 0- 0       | 0- 0        | 3- 4          |      |      |       |           |
| 0- 0              | 0- 0     | 0- 0      | NEUTRAL        | 0- 0       | 0- 0        | 0- 0          |      |      |       |           |

| RPI 1-25                  |   |                 |        | RPI 26-50 |   |                  |       | RPI 51-100 |   |              |       | RPI 101+ Team's RPI: 277 |   |                  |       |
|---------------------------|---|-----------------|--------|-----------|---|------------------|-------|------------|---|--------------|-------|--------------------------|---|------------------|-------|
| RPI                       | S | Opponent        | Score  | RPI       | S | Opponent         | Score | RPI        | S | Opponent     | Score | RPI                      | S | Opponent         | Score |
| 9                         | A | Mississippi St. | 38 105 |           |   |                  |       | 88         | A | Arkansas     | 57 76 | 148                      | N | Akron            | 57 74 |
|                           |   |                 |        |           |   |                  |       | 94         | A | UT Arlington | 63 99 | 174                      | A | Southern U.      | 59 52 |
|                           |   |                 |        |           |   |                  |       |            |   |              |       | 174                      | H | Southern U.      | 74 76 |
|                           |   |                 |        |           |   |                  |       |            |   |              |       | 205                      | A | Grambling        | 77 74 |
|                           |   |                 |        |           |   |                  |       |            |   |              |       | 205                      | H | Grambling        | 89 60 |
|                           |   |                 |        |           |   |                  |       |            |   |              |       | 208                      | A | Prairie View     | 57 76 |
|                           |   |                 |        |           |   |                  |       |            |   |              |       | 208                      | H | Prairie View     | 80 89 |
|                           |   |                 |        |           |   |                  |       |            |   |              |       | 210                      | A | Memphis          | 67 68 |
|                           |   |                 |        |           |   |                  |       |            |   |              |       | 242                      | A | Texas Southern   | 67 76 |
|                           |   |                 |        |           |   |                  |       |            |   |              |       | 242                      | H | Texas Southern   | 73 64 |
|                           |   |                 |        |           |   |                  |       |            |   |              |       | 257                      | A | Alabama St.      | 67 74 |
|                           |   |                 |        |           |   |                  |       |            |   |              |       | 258                      | A | Louisiana        | 61 68 |
|                           |   |                 |        |           |   |                  |       |            |   |              |       | 279                      | H | Central Ark.     | 65 56 |
|                           |   |                 |        |           |   |                  |       |            |   |              |       | 288                      | A | Alabama A&M      | 55 58 |
|                           |   |                 |        |           |   |                  |       |            |   |              |       | 306                      | H | Southeastern La. | 45 50 |
|                           |   |                 |        |           |   |                  |       |            |   |              |       | 329                      | H | Mississippi Val. | 87 56 |
|                           |   |                 |        |           |   |                  |       |            |   |              |       | 337                      | N | UIC              | 72 57 |
|                           |   |                 |        |           |   |                  |       |            |   |              |       | 345                      | H | Ark.-Pine Bluff  | 60 41 |
|                           |   |                 |        |           |   |                  |       |            |   |              |       | 351                      | A | Alcorn           | 82 61 |
|                           |   |                 |        |           |   |                  |       |            |   |              |       | 351                      | H | Alcorn           | 88 66 |
| LAST 12 Division I GAMES: |   |                 |        |           |   |                  |       |            |   |              |       |                          |   |                  |       |
| 205                       | H | Grambling       | 89 60  | 329       | H | Mississippi Val. | 87 56 |            |   |              |       |                          |   |                  |       |
| 242                       | H | Texas Southern  | 73 64  | 205       | A | Grambling        | 77 74 |            |   |              |       |                          |   |                  |       |
| 208                       | H | Prairie View    | 80 89  | 242       | A | Texas Southern   | 67 76 |            |   |              |       |                          |   |                  |       |
| 174                       | A | Southern U.     | 59 52  | 208       | A | Prairie View     | 57 76 |            |   |              |       |                          |   |                  |       |
| 351                       | A | Alcorn          | 82 61  | 174       | H | Southern U.      | 74 76 |            |   |              |       |                          |   |                  |       |
| 345                       | H | Ark.-Pine Bluff | 60 41  | 351       | H | Alcorn           | 88 66 |            |   |              |       |                          |   |                  |       |

Non-Div I Games: Spring Hill 105 57 Millsaps 88 38

Jackson St.

Loss, Non-Conf, S Site, H Home A Away N Neutral

## Jacksonville

Through Games Of Feb. 26, 2019

|                   |               |            |                |            |             |               |            |           |           |           |
|-------------------|---------------|------------|----------------|------------|-------------|---------------|------------|-----------|-----------|-----------|
| Average RPI Win:  | <b>284</b>    | WON-LOST   | WINNING        | LAST 10    | STRENGTH OF | OPP. STRENGTH | TEAM       | ADJ.      | CONF.     | ADJ CONF. |
| Average RPI Loss: | <b>171</b>    | RECORD     | PCT. RANK      | GAMES      | SCHEDULE    | OF SCHEDULE   | RPI        | RPI       | RPI       | RPI       |
| DIV. I ONLY       | <b>11- 13</b> | <b>201</b> | <b>1- 0</b>    | <b>287</b> | <b>277</b>  | <b>228</b>    | <b>228</b> | <b>24</b> | <b>24</b> |           |
| DIV. I NON-CONF.  | <b>4- 6</b>   | <b>212</b> | <b>0- 0</b>    | <b>140</b> | <b>291</b>  | <b>174</b>    | <b>174</b> | <b>26</b> | <b>26</b> |           |
| TOTALS            | RPI 1-25      | RPI 26-50  | W-L RECORDS    | RPI 51-100 | RPI 101-150 | RPI 150+      |            |           |           |           |
| 11- 13            | 0- 2          | 0- 0       | OVERALL        | 0- 2       | 0- 1        | 11- 8         |            |           |           |           |
| 5- 4              | 0- 0          | 0- 0       | HOME           | 0- 0       | 0- 0        | 5- 4          |            |           |           |           |
| 6- 7              | 0- 2          | 0- 0       | AWAY           | 0- 1       | 0- 1        | 6- 3          |            |           |           |           |
| 0- 2              | 0- 0          | 0- 0       | NEUTRAL        | 0- 1       | 0- 0        | 0- 1          |            |           |           |           |
| 4- 6              | 0- 2          | 0- 0       | NON-CONFERENCE | 0- 1       | 0- 1        | 4- 2          |            |           |           |           |
| 1- 1              | 0- 0          | 0- 0       | HOME           | 0- 0       | 0- 0        | 1- 1          |            |           |           |           |
| 3- 3              | 0- 2          | 0- 0       | AWAY           | 0- 0       | 0- 1        | 3- 0          |            |           |           |           |
| 0- 2              | 0- 0          | 0- 0       | NEUTRAL        | 0- 1       | 0- 0        | 0- 1          |            |           |           |           |
| 7- 7              | 0- 0          | 0- 0       | CONFERENCE     | 0- 1       | 0- 0        | 7- 6          |            |           |           |           |
| 4- 3              | 0- 0          | 0- 0       | HOME           | 0- 0       | 0- 0        | 4- 3          |            |           |           |           |
| 3- 4              | 0- 0          | 0- 0       | AWAY           | 0- 1       | 0- 0        | 3- 3          |            |           |           |           |
| 0- 0              | 0- 0          | 0- 0       | NEUTRAL        | 0- 0       | 0- 0        | 0- 0          |            |           |           |           |

| RPI 1-25                  |   |               |              | RPI 26-50 |   |               |              | RPI 51-100 |   |              |              | RPI 101+ Team's RPI: 228 |   |                 |              |
|---------------------------|---|---------------|--------------|-----------|---|---------------|--------------|------------|---|--------------|--------------|--------------------------|---|-----------------|--------------|
| RPI                       | S | Opponent      | Score        | RPI       | S | Opponent      | Score        | RPI        | S | Opponent     | Score        | RPI                      | S | Opponent        | Score        |
| 20                        | A | Florida St.   | 46 <b>79</b> |           |   |               |              | 70         | A | FGCU         | 58 <b>82</b> | 126                      | A | Penn St.        | 61 <b>80</b> |
| 22                        | A | Texas A&M     | 53 <b>73</b> |           |   |               |              | 87         | N | Old Dominion | 76 <b>78</b> | 153                      | H | Mercer          | 71 66        |
|                           |   |               |              |           |   |               |              |            |   |              |              | 182                      | H | North Ala.      | 59 <b>62</b> |
|                           |   |               |              |           |   |               |              |            |   |              |              | 194                      | A | Stetson         | 46 <b>54</b> |
|                           |   |               |              |           |   |               |              |            |   |              |              | 194                      | H | Stetson         | 56 <b>69</b> |
|                           |   |               |              |           |   |               |              |            |   |              |              | 207                      | H | Bethune-Cookman | 56 <b>58</b> |
|                           |   |               |              |           |   |               |              |            |   |              |              | 217                      | A | Liberty         | 64 52        |
|                           |   |               |              |           |   |               |              |            |   |              |              | 217                      | H | Liberty         | 75 <b>85</b> |
|                           |   |               |              |           |   |               |              |            |   |              |              | 268                      | A | North Florida   | 80 72        |
|                           |   |               |              |           |   |               |              |            |   |              |              | 268                      | H | North Florida   | 75 63        |
|                           |   |               |              |           |   |               |              |            |   |              |              | 288                      | N | Alabama A&M     | 60 <b>65</b> |
|                           |   |               |              |           |   |               |              |            |   |              |              | 293                      | A | Charleston So.  | 68 58        |
|                           |   |               |              |           |   |               |              |            |   |              |              | 297                      | A | Kennesaw St.    | 55 <b>75</b> |
|                           |   |               |              |           |   |               |              |            |   |              |              | 297                      | H | Kennesaw St.    | 68 53        |
|                           |   |               |              |           |   |               |              |            |   |              |              | 315                      | A | FIU             | 73 62        |
|                           |   |               |              |           |   |               |              |            |   |              |              | 317                      | A | Lipscomb        | 58 <b>61</b> |
|                           |   |               |              |           |   |               |              |            |   |              |              | 317                      | H | Lipscomb        | 62 47        |
|                           |   |               |              |           |   |               |              |            |   |              |              | 325                      | A | NJIT            | 61 56        |
|                           |   |               |              |           |   |               |              |            |   |              |              | 325                      | H | NJIT            | 69 55        |
|                           |   |               |              |           |   |               |              |            |   |              |              | 349                      | A | Savannah St.    | 68 58        |
| LAST 12 Division I GAMES: |   |               |              |           |   |               |              |            |   |              |              |                          |   |                 |              |
| 325                       | H | NJIT          | 69 55        | 194       | H | Stetson       | 56 <b>69</b> |            |   |              |              |                          |   |                 |              |
| 268                       | H | North Florida | 75 63        | 217       | H | Liberty       | 75 <b>85</b> |            |   |              |              |                          |   |                 |              |
| 194                       | A | Stetson       | 46 <b>54</b> | 268       | A | North Florida | 80 72        |            |   |              |              |                          |   |                 |              |
| 317                       | A | Lipscomb      | 58 <b>61</b> | 325       | A | NJIT          | 61 56        |            |   |              |              |                          |   |                 |              |
| 297                       | H | Kennesaw St.  | 68 53        | 182       | H | North Ala.    | 59 <b>62</b> |            |   |              |              |                          |   |                 |              |
| 70                        | A | FGCU          | 58 <b>82</b> | 217       | A | Liberty       | 64 52        |            |   |              |              |                          |   |                 |              |

Non-Div I Games: Webber Int'l 73 39 Edward Waters 100 48 Warner 105 55

Jacksonville

Loss, Non-Conf, S Site, H Home A Away N Neutral



|                   |          |           |                |            |             |               |      |      |       |           |
|-------------------|----------|-----------|----------------|------------|-------------|---------------|------|------|-------|-----------|
| Average RPI Win:  | 266      | WON-LOST  | WINNING        | LAST 10    | STRENGTH OF | OPP. STRENGTH | TEAM | ADJ. | CONF. | ADJ CONF. |
| Average RPI Loss: | 131      | RECORD    | PCT. RANK      | GAMES      | SCHEDULE    | OF SCHEDULE   | RPI  | RPI  | RPI   | RPI       |
| DIV. I ONLY       | 13- 13   | 170       | 0- 1           | 247        | 226         | 201           | 201  | 22   | 22    |           |
| DIV. I NON-CONF.  | 5- 5     | 162       | 0- 1           | 252        | 166         | 187           | 187  | 22   | 22    |           |
| TOTALS            | RPI 1-25 | RPI 26-50 | W-L RECORDS    | RPI 51-100 | RPI 101-150 | RPI 150+      |      |      |       |           |
| 13- 13            | 0- 0     | 0- 1      | OVERALL        | 0- 4       | 2- 4        | 11- 4         |      |      |       |           |
| 6- 6              | 0- 0     | 0- 1      | HOME           | 0- 2       | 2- 0        | 4- 3          |      |      |       |           |
| 7- 5              | 0- 0     | 0- 0      | AWAY           | 0- 1       | 0- 3        | 7- 1          |      |      |       |           |
| 0- 2              | 0- 0     | 0- 0      | NEUTRAL        | 0- 1       | 0- 1        | 0- 0          |      |      |       |           |
| 5- 5              | 0- 0     | 0- 1      | NON-CONFERENCE | 0- 2       | 1- 2        | 4- 0          |      |      |       |           |
| 1- 2              | 0- 0     | 0- 1      | HOME           | 0- 1       | 1- 0        | 0- 0          |      |      |       |           |
| 4- 1              | 0- 0     | 0- 0      | AWAY           | 0- 0       | 0- 1        | 4- 0          |      |      |       |           |
| 0- 2              | 0- 0     | 0- 0      | NEUTRAL        | 0- 1       | 0- 1        | 0- 0          |      |      |       |           |
| 8- 8              | 0- 0     | 0- 0      | CONFERENCE     | 0- 2       | 1- 2        | 7- 4          |      |      |       |           |
| 5- 4              | 0- 0     | 0- 0      | HOME           | 0- 1       | 1- 0        | 4- 3          |      |      |       |           |
| 3- 4              | 0- 0     | 0- 0      | AWAY           | 0- 1       | 0- 2        | 3- 1          |      |      |       |           |
| 0- 0              | 0- 0     | 0- 0      | NEUTRAL        | 0- 0       | 0- 0        | 0- 0          |      |      |       |           |

| RPI 1-25                  |   |          | RPI 26-50 |     |   | RPI 51-100        |       |     | RPI 101+ |                |       | Team's RPI: 201 |   |                   |       |
|---------------------------|---|----------|-----------|-----|---|-------------------|-------|-----|----------|----------------|-------|-----------------|---|-------------------|-------|
| RPI                       | S | Opponent | Score     | RPI | S | Opponent          | Score | RPI | S        | Opponent       | Score |                 |   |                   |       |
|                           |   |          |           | 42  | H | Miami (OH)        | 41 58 | 61  | A        | Belmont        | 52 66 | 131             | A | Morehead St.      | 55 66 |
|                           |   |          |           |     |   |                   |       | 61  | H        | Belmont        | 41 64 | 131             | H | Morehead St.      | 68 57 |
|                           |   |          |           |     |   |                   |       | 81  | N        | Harvard        | 62 69 | 132             | A | UT Martin         | 72 77 |
|                           |   |          |           |     |   |                   |       | 96  | H        | Troy           | 63 89 | 134             | H | Georgia St.       | 61 56 |
|                           |   |          |           |     |   |                   |       |     |          |                |       | 141             | A | Texas Tech        | 58 71 |
|                           |   |          |           |     |   |                   |       |     |          |                |       | 146             | N | Washington St.    | 51 64 |
|                           |   |          |           |     |   |                   |       |     |          |                |       | 154             | A | Tennessee Tech    | 59 62 |
|                           |   |          |           |     |   |                   |       |     |          |                |       | 154             | H | Tennessee Tech    | 49 66 |
|                           |   |          |           |     |   |                   |       |     |          |                |       | 206             | A | Ole Miss          | 60 49 |
|                           |   |          |           |     |   |                   |       |     |          |                |       | 234             | A | Southeast Mo. St. | 56 39 |
|                           |   |          |           |     |   |                   |       |     |          |                |       | 240             | H | SIUE              | 47 51 |
|                           |   |          |           |     |   |                   |       |     |          |                |       | 260             | H | Austin Peay       | 67 56 |
|                           |   |          |           |     |   |                   |       |     |          |                |       | 267             | H | Murray St.        | 59 64 |
|                           |   |          |           |     |   |                   |       |     |          |                |       | 288             | A | Alabama A&M       | 55 48 |
|                           |   |          |           |     |   |                   |       |     |          |                |       | 294             | H | Eastern Ill.      | 78 49 |
|                           |   |          |           |     |   |                   |       |     |          |                |       | 298             | A | Tennessee St.     | 62 52 |
|                           |   |          |           |     |   |                   |       |     |          |                |       | 298             | H | Tennessee St.     | 76 73 |
|                           |   |          |           |     |   |                   |       |     |          |                |       | 317             | A | Lipscomb          | 58 46 |
|                           |   |          |           |     |   |                   |       |     |          |                |       | 327             | A | Eastern Ky.       | 53 44 |
|                           |   |          |           |     |   |                   |       |     |          |                |       | 327             | H | Eastern Ky.       | 69 64 |
|                           |   |          |           |     |   |                   |       |     |          |                |       | 347             | A | Florida A&M       | 62 31 |
| LAST 12 Division I GAMES: |   |          |           |     |   |                   |       |     |          |                |       |                 |   |                   |       |
|                           |   |          |           | 146 | N | Washington St.    | 51 64 | 132 | A        | UT Martin      | 72 77 |                 |   |                   |       |
|                           |   |          |           | 327 | H | Eastern Ky.       | 69 64 | 260 | H        | Austin Peay    | 67 56 |                 |   |                   |       |
|                           |   |          |           | 131 | H | Morehead St.      | 68 57 | 267 | H        | Murray St.     | 59 64 |                 |   |                   |       |
|                           |   |          |           | 298 | H | Tennessee St.     | 76 73 | 131 | A        | Morehead St.   | 55 66 |                 |   |                   |       |
|                           |   |          |           | 154 | A | Tennessee Tech    | 59 62 | 327 | A        | Eastern Ky.    | 53 44 |                 |   |                   |       |
|                           |   |          |           | 234 | A | Southeast Mo. St. | 56 39 | 154 | H        | Tennessee Tech | 49 66 |                 |   |                   |       |

Non-Div I Games: Montevallo 84 52

Jacksonville St.

|                   |              |           |                |            |             |               |           |           |           |           |
|-------------------|--------------|-----------|----------------|------------|-------------|---------------|-----------|-----------|-----------|-----------|
| Average RPI Win:  | <b>182</b>   | WON-LOST  | WINNING        | LAST 10    | STRENGTH OF | OPP. STRENGTH | TEAM      | ADJ.      | CONF.     | ADJ CONF. |
| Average RPI Loss: | <b>115</b>   | RECORD    | PCT. RANK      | GAMES      | SCHEDULE    | OF SCHEDULE   | RPI       | RPI       | RPI       | RPI       |
| DIV. I ONLY       | <b>22- 4</b> | <b>13</b> | <b>1- 0</b>    | <b>176</b> | <b>109</b>  | <b>36</b>     | <b>36</b> | <b>10</b> | <b>10</b> |           |
| DIV. I NON-CONF.  | <b>8- 3</b>  | <b>72</b> | <b>0- 0</b>    | <b>181</b> | <b>154</b>  | <b>65</b>     | <b>65</b> | <b>10</b> | <b>10</b> |           |
| TOTALS            | RPI 1-25     | RPI 26-50 | W-L RECORDS    | RPI 51-100 | RPI 101-150 | RPI 150+      |           |           |           |           |
| 22- 4             | 0- 1         | 0- 0      | OVERALL        | 2- 0       | 7- 2        | 13- 1         |           |           |           |           |
| 12- 0             | 0- 0         | 0- 0      | HOME           | 1- 0       | 5- 0        | 6- 0          |           |           |           |           |
| 10- 4             | 0- 1         | 0- 0      | AWAY           | 1- 0       | 2- 2        | 7- 1          |           |           |           |           |
| 0- 0              | 0- 0         | 0- 0      | NEUTRAL        | 0- 0       | 0- 0        | 0- 0          |           |           |           |           |
| 8- 3              | 0- 1         | 0- 0      | NON-CONFERENCE | 1- 0       | 2- 1        | 5- 1          |           |           |           |           |
| 5- 0              | 0- 0         | 0- 0      | HOME           | 1- 0       | 2- 0        | 2- 0          |           |           |           |           |
| 3- 3              | 0- 1         | 0- 0      | AWAY           | 0- 0       | 0- 1        | 3- 1          |           |           |           |           |
| 0- 0              | 0- 0         | 0- 0      | NEUTRAL        | 0- 0       | 0- 0        | 0- 0          |           |           |           |           |
| 14- 1             | 0- 0         | 0- 0      | CONFERENCE     | 1- 0       | 5- 1        | 8- 0          |           |           |           |           |
| 7- 0              | 0- 0         | 0- 0      | HOME           | 0- 0       | 3- 0        | 4- 0          |           |           |           |           |
| 7- 1              | 0- 0         | 0- 0      | AWAY           | 1- 0       | 2- 1        | 4- 0          |           |           |           |           |
| 0- 0              | 0- 0         | 0- 0      | NEUTRAL        | 0- 0       | 0- 0        | 0- 0          |           |           |           |           |

| RPI 1-25                  |   |                    |       | RPI 26-50 |   | Team's RPI: 36     |       | RPI 51-100 |   |            |       | RPI 101+ |   |                    |        |
|---------------------------|---|--------------------|-------|-----------|---|--------------------|-------|------------|---|------------|-------|----------|---|--------------------|--------|
| RPI                       | S | Opponent           | Score | RPI       | S | Opponent           | Score | RPI        | S | Opponent   | Score | RPI      | S | Opponent           | Score  |
| 13                        | A | Maryland           | 63 87 |           |   |                    |       | 65         | A | Drexel     | 51 35 | 104      | H | St. John's (NY)    | 64 51  |
|                           |   |                    |       |           |   |                    |       | 93         | H | Georgetown | 69 57 | 107      | H | Towson             | 71 59  |
|                           |   |                    |       |           |   |                    |       |            |   |            |       | 114      | A | Northeastern       | 58 51  |
|                           |   |                    |       |           |   |                    |       |            |   |            |       | 114      | H | Northeastern       | 84 49  |
|                           |   |                    |       |           |   |                    |       |            |   |            |       | 120      | A | UNCW               | 63 66  |
|                           |   |                    |       |           |   |                    |       |            |   |            |       | 120      | H | UNCW               | 58 51  |
|                           |   |                    |       |           |   |                    |       |            |   |            |       | 122      | H | Dayton             | 68 55  |
|                           |   |                    |       |           |   |                    |       |            |   |            |       | 128      | A | Wake Forest        | 49 50  |
|                           |   |                    |       |           |   |                    |       |            |   |            |       | 149      | A | Delaware           | 68 43  |
|                           |   |                    |       |           |   |                    |       |            |   |            |       | 170      | A | William & Mary     | 78 65  |
|                           |   |                    |       |           |   |                    |       |            |   |            |       | 170      | H | William & Mary     | 65 48  |
|                           |   |                    |       |           |   |                    |       |            |   |            |       | 191      | H | George Washington  | 50 37  |
|                           |   |                    |       |           |   |                    |       |            |   |            |       | 198      | A | Robert Morris      | 59 36  |
|                           |   |                    |       |           |   |                    |       |            |   |            |       | 200      | A | Hampton            | 65 72  |
|                           |   |                    |       |           |   |                    |       |            |   |            |       | 213      | A | Elon               | 74 46  |
|                           |   |                    |       |           |   |                    |       |            |   |            |       | 213      | H | Elon               | 82 30  |
|                           |   |                    |       |           |   |                    |       |            |   |            |       | 217      | A | Liberty            | 74 53  |
|                           |   |                    |       |           |   |                    |       |            |   |            |       | 221      | A | Hofstra            | 59 44  |
|                           |   |                    |       |           |   |                    |       |            |   |            |       | 221      | H | Hofstra            | 77 54  |
|                           |   |                    |       |           |   |                    |       |            |   |            |       | 287      | A | Col. of Charleston | 91 50  |
|                           |   |                    |       |           |   |                    |       |            |   |            |       | 287      | H | Col. of Charleston | 76 35  |
|                           |   |                    |       |           |   |                    |       |            |   |            |       | 289      | H | Winthrop           | 56 39  |
|                           |   |                    |       |           |   |                    |       |            |   |            |       | 343      | A | Delaware St.       | 103 57 |
| LAST 12 Division I GAMES: |   |                    |       |           |   |                    |       |            |   |            |       |          |   |                    |        |
| 170                       | A | William & Mary     | 78 65 | 107       | H | Towson             | 71 59 |            |   |            |       |          |   |                    |        |
| 213                       | A | Elon               | 74 46 | 213       | H | Elon               | 82 30 |            |   |            |       |          |   |                    |        |
| 120                       | H | UNCW               | 58 51 | 170       | H | William & Mary     | 65 48 |            |   |            |       |          |   |                    |        |
| 287                       | H | Col. of Charleston | 76 35 | 287       | A | Col. of Charleston | 91 50 |            |   |            |       |          |   |                    |        |
| 221                       | A | Hofstra            | 59 44 | 120       | A | UNCW               | 63 66 |            |   |            |       |          |   |                    |        |
| 114                       | A | Northeastern       | 58 51 | 114       | H | Northeastern       | 84 49 |            |   |            |       |          |   |                    |        |

Non-Div I Games:

James Madison

■ Loss, 
 ■ Non-Conf, S Site, 
 ■ Home 
 ■ Away 
 N Neutral

Kansas

Through Games Of Feb. 26, 2019

|                   |          |           |                |            |             |               |      |      |       |           |
|-------------------|----------|-----------|----------------|------------|-------------|---------------|------|------|-------|-----------|
| Average RPI Win:  | 183      | WON-LOST  | WINNING        | LAST 10    | STRENGTH OF | OPP. STRENGTH | TEAM | ADJ. | CONF. | ADJ CONF. |
| Average RPI Loss: | 70       | RECORD    | PCT. RANK      | GAMES      | SCHEDULE    | OF SCHEDULE   | RPI  | RPI  | RPI   | RPI       |
| DIV. I ONLY       | 12- 14   | 195       | 1- 0           | 74         | 38          | 140           | 140  | 3    | 3     |           |
| DIV. I NON-CONF.  | 10- 1    | 17        | 1- 0           | 222        | 226         | 45            | 45   | 3    | 3     |           |
| TOTALS            | RPI 1-25 | RPI 26-50 | W-L RECORDS    | RPI 51-100 | RPI 101-150 | RPI 150+      |      |      |       |           |
| 12- 14            | 0- 3     | 1- 4      | OVERALL        | 1- 2       | 3- 5        | 7- 0          |      |      |       |           |
| 8- 6              | 0- 2     | 0- 2      | HOME           | 0- 0       | 1- 2        | 7- 0          |      |      |       |           |
| 2- 8              | 0- 1     | 1- 2      | AWAY           | 1- 2       | 0- 3        | 0- 0          |      |      |       |           |
| 2- 0              | 0- 0     | 0- 0      | NEUTRAL        | 0- 0       | 2- 0        | 0- 0          |      |      |       |           |
| 10- 1             | 0- 0     | 0- 0      | NON-CONFERENCE | 1- 1       | 2- 0        | 7- 0          |      |      |       |           |
| 7- 0              | 0- 0     | 0- 0      | HOME           | 0- 0       | 0- 0        | 7- 0          |      |      |       |           |
| 1- 1              | 0- 0     | 0- 0      | AWAY           | 1- 1       | 0- 0        | 0- 0          |      |      |       |           |
| 2- 0              | 0- 0     | 0- 0      | NEUTRAL        | 0- 0       | 2- 0        | 0- 0          |      |      |       |           |
| 2- 13             | 0- 3     | 1- 4      | CONFERENCE     | 0- 1       | 1- 5        | 0- 0          |      |      |       |           |
| 1- 6              | 0- 2     | 0- 2      | HOME           | 0- 0       | 1- 2        | 0- 0          |      |      |       |           |
| 1- 7              | 0- 1     | 1- 2      | AWAY           | 0- 1       | 0- 3        | 0- 0          |      |      |       |           |
| 0- 0              | 0- 0     | 0- 0      | NEUTRAL        | 0- 0       | 0- 0        | 0- 0          |      |      |       |           |

| RPI 1-25                  |   |              |       | RPI 26-50 |   |               |       | RPI 51-100 |   |               |       | RPI 101+ Team's RPI: 140 |   |                |       |
|---------------------------|---|--------------|-------|-----------|---|---------------|-------|------------|---|---------------|-------|--------------------------|---|----------------|-------|
| RPI                       | S | Opponent     | Score | RPI       | S | Opponent      | Score | RPI        | S | Opponent      | Score | RPI                      | S | Opponent       | Score |
| 2                         | A | Baylor       | 40 80 | 26        | A | Texas         | 43 62 | 67         | A | LSU           | 68 61 | 108                      | N | Northwestern   | 66 57 |
| 2                         | H | Baylor       | 68 94 | 26        | H | Texas         | 73 91 | 71         | A | West Virginia | 50 71 | 127                      | A | Oklahoma St.   | 52 72 |
| 11                        | H | Iowa St.     | 73 82 | 37        | A | Kansas St.    | 61 54 | 86         | A | Nebraska      | 52 58 | 127                      | H | Oklahoma St.   | 62 72 |
|                           |   |              |       | 37        | H | Kansas St.    | 62 72 |            |   |               |       | 129                      | A | Oklahoma       | 67 78 |
|                           |   |              |       | 50        | A | TCU           | 53 58 |            |   |               |       | 129                      | H | Oklahoma       | 88 79 |
|                           |   |              |       |           |   |               |       |            |   |               |       | 141                      | A | Texas Tech     | 66 69 |
|                           |   |              |       |           |   |               |       |            |   |               |       | 141                      | H | Texas Tech     | 71 75 |
|                           |   |              |       |           |   |               |       |            |   |               |       | 146                      | N | Washington St. | 71 63 |
|                           |   |              |       |           |   |               |       |            |   |               |       | 167                      | H | Oral Roberts   | 70 58 |
|                           |   |              |       |           |   |               |       |            |   |               |       | 197                      | H | George Mason   | 77 56 |
|                           |   |              |       |           |   |               |       |            |   |               |       | 205                      | H | Grambling      | 76 45 |
|                           |   |              |       |           |   |               |       |            |   |               |       | 237                      | H | UMKC           | 67 55 |
|                           |   |              |       |           |   |               |       |            |   |               |       | 280                      | H | Vermont        | 77 36 |
|                           |   |              |       |           |   |               |       |            |   |               |       | 288                      | H | Alabama A&M    | 65 54 |
|                           |   |              |       |           |   |               |       |            |   |               |       | 331                      | H | Iona           | 75 44 |
| LAST 12 Division I GAMES: |   |              |       |           |   |               |       |            |   |               |       |                          |   |                |       |
| 108                       | N | Northwestern | 66 57 | 37        | H | Kansas St.    | 62 72 |            |   |               |       |                          |   |                |       |
| 127                       | A | Oklahoma St. | 52 72 | 71        | A | West Virginia | 50 71 |            |   |               |       |                          |   |                |       |
| 2                         | A | Baylor       | 40 80 | 129       | H | Oklahoma      | 88 79 |            |   |               |       |                          |   |                |       |
| 141                       | H | Texas Tech   | 71 75 | 50        | A | TCU           | 53 58 |            |   |               |       |                          |   |                |       |
| 129                       | A | Oklahoma     | 67 78 | 26        | A | Texas         | 43 62 |            |   |               |       |                          |   |                |       |
| 26                        | H | Texas        | 73 91 | 127       | H | Oklahoma St.  | 62 72 |            |   |               |       |                          |   |                |       |

Non-Div I Games:

Kansas

Loss, Non-Conf, S Site, H Home A Away N Neutral

| Average RPI Win:  | 133      | WON-LOST  | WINNING        | LAST 10    | STRENGTH OF | OPP. STRENGTH | TEAM | ADJ. | CONF. | ADJ CONF. |
|-------------------|----------|-----------|----------------|------------|-------------|---------------|------|------|-------|-----------|
| Average RPI Loss: | 34       | RECORD    | PCT. RANK      | GAMES      | SCHEDULE    | OF SCHEDULE   | RPI  | RPI  | RPI   | RPI       |
| DIV. I ONLY       | 17- 10   | 100       | 1- 0           | 22         | 12          | 37            | 37   | 3    | 3     |           |
| DIV. I NON-CONF.  | 9- 3     | 61        | 0- 0           | 72         | 29          | 46            | 46   | 3    | 3     |           |
| TOTALS            | RPI 1-25 | RPI 26-50 | W-L RECORDS    | RPI 51-100 | RPI 101-150 | RPI 150+      |      |      |       |           |
| 17- 10            | 0- 7     | 3- 1      | OVERALL        | 4- 1       | 5- 1        | 5- 0          |      |      |       |           |
| 10- 4             | 0- 2     | 1- 1      | HOME           | 2- 0       | 2- 1        | 5- 0          |      |      |       |           |
| 6- 3              | 0- 2     | 2- 0      | AWAY           | 1- 1       | 3- 0        | 0- 0          |      |      |       |           |
| 1- 3              | 0- 3     | 0- 0      | NEUTRAL        | 1- 0       | 0- 0        | 0- 0          |      |      |       |           |
| 9- 3              | 0- 3     | 0- 0      | NON-CONFERENCE | 4- 0       | 0- 0        | 5- 0          |      |      |       |           |
| 7- 0              | 0- 0     | 0- 0      | HOME           | 2- 0       | 0- 0        | 5- 0          |      |      |       |           |
| 1- 0              | 0- 0     | 0- 0      | AWAY           | 1- 0       | 0- 0        | 0- 0          |      |      |       |           |
| 1- 3              | 0- 3     | 0- 0      | NEUTRAL        | 1- 0       | 0- 0        | 0- 0          |      |      |       |           |
| 8- 7              | 0- 4     | 3- 1      | CONFERENCE     | 0- 1       | 5- 1        | 0- 0          |      |      |       |           |
| 3- 4              | 0- 2     | 1- 1      | HOME           | 0- 0       | 2- 1        | 0- 0          |      |      |       |           |
| 5- 3              | 0- 2     | 2- 0      | AWAY           | 0- 1       | 3- 0        | 0- 0          |      |      |       |           |
| 0- 0              | 0- 0     | 0- 0      | NEUTRAL        | 0- 0       | 0- 0        | 0- 0          |      |      |       |           |

| RPI                       | S | Opponent    | Score | RPI | S | Opponent      | Score | Team's RPI: 37 | RPI | S | Opponent         | Score | RPI | S | Opponent     | Score |
|---------------------------|---|-------------|-------|-----|---|---------------|-------|----------------|-----|---|------------------|-------|-----|---|--------------|-------|
| 2                         | A | Baylor      | 50 65 | 26  | A | Texas         | 69 60 |                | 59  | H | Lamar University | 73 55 | 127 | H | Oklahoma St. | 59 48 |
| 2                         | H | Baylor      | 48 71 | 26  | H | Texas         | 87 69 |                | 66  | N | Princeton        | 80 61 | 129 | A | Oklahoma     | 83 75 |
| 11                        | A | Iowa St.    | 58 96 | 50  | A | TCU           | 75 72 |                | 68  | A | Little Rock      | 53 47 | 129 | H | Oklahoma     | 86 56 |
| 11                        | H | Iowa St.    | 52 81 | 50  | H | TCU           | 47 61 |                | 71  | A | West Virginia    | 30 60 | 140 | A | Kansas       | 72 62 |
| 12                        | N | Syracuse    | 61 70 |     |   |               |       |                | 90  | H | UNI              | 72 62 | 140 | H | Kansas       | 54 61 |
| 19                        | N | Arizona St. | 51 65 |     |   |               |       |                |     |   |                  |       | 141 | A | Texas Tech   | 66 62 |
| 25                        | N | DePaul      | 59 79 |     |   |               |       |                |     |   |                  |       | 176 | H | North Texas  | 60 42 |
|                           |   |             |       |     |   |               |       |                |     |   |                  |       | 195 | H | Vanderbilt   | 72 61 |
|                           |   |             |       |     |   |               |       |                |     |   |                  |       | 237 | H | UMKC         | 61 50 |
|                           |   |             |       |     |   |               |       |                |     |   |                  |       | 279 | H | Central Ark. | 70 54 |
|                           |   |             |       |     |   |               |       |                |     |   |                  |       | 321 | H | Omaha        | 61 46 |
| LAST 12 Division I GAMES: |   |             |       |     |   |               |       |                |     |   |                  |       |     |   |              |       |
| 50                        | A | TCU         | 75 72 | 50  | H | TCU           | 47 61 |                |     |   |                  |       |     |   |              |       |
| 26                        | A | Texas       | 69 60 | 71  | A | West Virginia | 30 60 |                |     |   |                  |       |     |   |              |       |
| 2                         | H | Baylor      | 48 71 | 127 | H | Oklahoma St.  | 59 48 |                |     |   |                  |       |     |   |              |       |
| 129                       | A | Oklahoma    | 83 75 | 141 | A | Texas Tech    | 66 62 |                |     |   |                  |       |     |   |              |       |
| 140                       | A | Kansas      | 72 62 | 26  | H | Texas         | 87 69 |                |     |   |                  |       |     |   |              |       |
| 11                        | H | Iowa St.    | 52 81 | 140 | H | Kansas        | 54 61 |                |     |   |                  |       |     |   |              |       |

Non-Div I Games:

Kansas St.

|                   |          |           |                |            |             |               |      |      |       |           |
|-------------------|----------|-----------|----------------|------------|-------------|---------------|------|------|-------|-----------|
| Average RPI Win:  | 270      | WON-LOST  | WINNING        | LAST 10    | STRENGTH OF | OPP. STRENGTH | TEAM | ADJ. | CONF. | ADJ CONF. |
| Average RPI Loss: | 178      | RECORD    | PCT. RANK      | GAMES      | SCHEDULE    | OF SCHEDULE   | RPI  | RPI  | RPI   | RPI       |
| DIV. I ONLY       | 7- 19    | 289       | 0- 1           | 194        | 297         | 297           | 297  | 24   | 24    |           |
| DIV. I NON-CONF.  | 3- 9     | 271       | 0- 0           | 152        | 289         | 273           | 273  | 26   | 26    |           |
| TOTALS            | RPI 1-25 | RPI 26-50 | W-L RECORDS    | RPI 51-100 | RPI 101-150 | RPI 150+      |      |      |       |           |
| 7- 19             | 0- 0     | 0- 2      | OVERALL        | 0- 3       | 0- 2        | 7- 12         |      |      |       |           |
| 6- 3              | 0- 0     | 0- 0      | HOME           | 0- 1       | 0- 0        | 6- 2          |      |      |       |           |
| 0- 12             | 0- 0     | 0- 1      | AWAY           | 0- 1       | 0- 2        | 0- 8          |      |      |       |           |
| 1- 4              | 0- 0     | 0- 1      | NEUTRAL        | 0- 1       | 0- 0        | 1- 2          |      |      |       |           |
| 3- 9              | 0- 0     | 0- 2      | NON-CONFERENCE | 0- 1       | 0- 2        | 3- 4          |      |      |       |           |
| 2- 0              | 0- 0     | 0- 0      | HOME           | 0- 0       | 0- 0        | 2- 0          |      |      |       |           |
| 0- 5              | 0- 0     | 0- 1      | AWAY           | 0- 0       | 0- 2        | 0- 2          |      |      |       |           |
| 1- 4              | 0- 0     | 0- 1      | NEUTRAL        | 0- 1       | 0- 0        | 1- 2          |      |      |       |           |
| 4- 10             | 0- 0     | 0- 0      | CONFERENCE     | 0- 2       | 0- 0        | 4- 8          |      |      |       |           |
| 4- 3              | 0- 0     | 0- 0      | HOME           | 0- 1       | 0- 0        | 4- 2          |      |      |       |           |
| 0- 7              | 0- 0     | 0- 0      | AWAY           | 0- 1       | 0- 0        | 0- 6          |      |      |       |           |
| 0- 0              | 0- 0     | 0- 0      | NEUTRAL        | 0- 0       | 0- 0        | 0- 0          |      |      |       |           |

| RPI S                     | Opponent        | Score | RPI S | Opponent        | Score | RPI S | Opponent          | Score  | RPI S | Opponent | Score | Team's RPI: 297 |
|---------------------------|-----------------|-------|-------|-----------------|-------|-------|-------------------|--------|-------|----------|-------|-----------------|
| 39                        | N Michigan St.  | 51 75 | 70    | A FGCU          | 48 79 | 134   | A Georgia St.     | 73 79  |       |          |       |                 |
| 40                        | A Georgia Tech  | 35 60 | 70    | H FGCU          | 46 69 | 138   | A Seton Hall      | 80 102 |       |          |       |                 |
|                           |                 |       | 92    | N Idaho St.     | 49 60 | 153   | A Mercer          | 48 64  |       |          |       |                 |
|                           |                 |       |       |                 |       | 182   | A North Ala.      | 55 80  |       |          |       |                 |
|                           |                 |       |       |                 |       | 182   | H North Ala.      | 74 72  |       |          |       |                 |
|                           |                 |       |       |                 |       | 194   | A Stetson         | 69 76  |       |          |       |                 |
|                           |                 |       |       |                 |       | 207   | N Bethune-Cookman | 61 64  |       |          |       |                 |
|                           |                 |       |       |                 |       | 216   | H Furman          | 74 63  |       |          |       |                 |
|                           |                 |       |       |                 |       | 217   | A Liberty         | 55 68  |       |          |       |                 |
|                           |                 |       |       |                 |       | 217   | H Liberty         | 61 67  |       |          |       |                 |
|                           |                 |       |       |                 |       | 223   | A East Carolina   | 56 68  |       |          |       |                 |
|                           |                 |       |       |                 |       | 228   | A Jacksonville    | 53 68  |       |          |       |                 |
|                           |                 |       |       |                 |       | 228   | H Jacksonville    | 75 55  |       |          |       |                 |
|                           |                 |       |       |                 |       | 268   | A North Florida   | 66 74  |       |          |       |                 |
|                           |                 |       |       |                 |       | 268   | H North Florida   | 60 71  |       |          |       |                 |
|                           |                 |       |       |                 |       | 284   | H Ga. Southern    | 78 59  |       |          |       |                 |
|                           |                 |       |       |                 |       | 312   | N UMBC            | 53 57  |       |          |       |                 |
|                           |                 |       |       |                 |       | 317   | H Lipscomb        | 67 36  |       |          |       |                 |
|                           |                 |       |       |                 |       | 325   | A NJIT            | 60 66  |       |          |       |                 |
|                           |                 |       |       |                 |       | 325   | H NJIT            | 70 47  |       |          |       |                 |
|                           |                 |       |       |                 |       | 338   | N N.C. Central    | 78 54  |       |          |       |                 |
| LAST 12 Division I GAMES: |                 |       |       |                 |       |       |                   |        |       |          |       |                 |
| 217                       | A Liberty       | 55 68 | 228   | A Jacksonville  | 53 68 |       |                   |        |       |          |       |                 |
| 70                        | A FGCU          | 48 79 | 194   | A Stetson       | 69 76 |       |                   |        |       |          |       |                 |
| 182                       | H North Ala.    | 74 72 | 268   | H North Florida | 60 71 |       |                   |        |       |          |       |                 |
| 317                       | H Lipscomb      | 67 36 | 182   | A North Ala.    | 55 80 |       |                   |        |       |          |       |                 |
| 268                       | A North Florida | 66 74 | 70    | H FGCU          | 46 69 |       |                   |        |       |          |       |                 |
| 325                       | H NJIT          | 70 47 | 217   | H Liberty       | 61 67 |       |                   |        |       |          |       |                 |

Non-Div I Games: Middle Ga. St. 80 70

Kennesaw St.

|                   |          |           |                |            |             |               |      |      |       |           |
|-------------------|----------|-----------|----------------|------------|-------------|---------------|------|------|-------|-----------|
| Average RPI Win:  | 210      | WON-LOST  | WINNING        | LAST 10    | STRENGTH OF | OPP. STRENGTH | TEAM | ADJ. | CONF. | ADJ CONF. |
| Average RPI Loss: | 63       | RECORD    | PCT. RANK      | GAMES      | SCHEDULE    | OF SCHEDULE   | RPI  | RPI  | RPI   | RPI       |
| DIV. I ONLY       | 14- 10   | 126       | 0- 1           | 71         | 111         | 85            | 85   | 7    | 7     |           |
| DIV. I NON-CONF.  | 6- 4     | 125       | 0- 0           | 146        | 149         | 98            | 98   | 9    | 9     |           |
| TOTALS            | RPI 1-25 | RPI 26-50 | W-L RECORDS    | RPI 51-100 | RPI 101-150 | RPI 150+      |      |      |       |           |
| 14- 10            | 0- 2     | 0- 5      | OVERALL        | 2- 1       | 2- 1        | 10- 1         |      |      |       |           |
| 8- 3              | 0- 1     | 0- 1      | HOME           | 1- 0       | 2- 1        | 5- 0          |      |      |       |           |
| 6- 7              | 0- 1     | 0- 4      | AWAY           | 1- 1       | 0- 0        | 5- 1          |      |      |       |           |
| 0- 0              | 0- 0     | 0- 0      | NEUTRAL        | 0- 0       | 0- 0        | 0- 0          |      |      |       |           |
| 6- 4              | 0- 1     | 0- 1      | NON-CONFERENCE | 0- 1       | 1- 1        | 5- 0          |      |      |       |           |
| 3- 1              | 0- 0     | 0- 0      | HOME           | 0- 0       | 1- 1        | 2- 0          |      |      |       |           |
| 3- 3              | 0- 1     | 0- 1      | AWAY           | 0- 1       | 0- 0        | 3- 0          |      |      |       |           |
| 0- 0              | 0- 0     | 0- 0      | NEUTRAL        | 0- 0       | 0- 0        | 0- 0          |      |      |       |           |
| 8- 6              | 0- 1     | 0- 4      | CONFERENCE     | 2- 0       | 1- 0        | 5- 1          |      |      |       |           |
| 5- 2              | 0- 1     | 0- 1      | HOME           | 1- 0       | 1- 0        | 3- 0          |      |      |       |           |
| 3- 4              | 0- 0     | 0- 3      | AWAY           | 1- 0       | 0- 0        | 2- 1          |      |      |       |           |
| 0- 0              | 0- 0     | 0- 0      | NEUTRAL        | 0- 0       | 0- 0        | 0- 0          |      |      |       |           |

| RPI 1-25                  |   |               |       | RPI 26-50 |   |                |       | RPI 51-100 |   |               |       | Team's RPI: 85 | RPI 101+ |   |                 |       |
|---------------------------|---|---------------|-------|-----------|---|----------------|-------|------------|---|---------------|-------|----------------|----------|---|-----------------|-------|
| RPI                       | S | Opponent      | Score | RPI       | S | Opponent       | Score | RPI        | S | Opponent      | Score |                | RPI      | S | Opponent        | Score |
| 8                         | A | NC State      | 61 78 | 31        | A | North Carolina | 60 73 | 63         | A | Wright St.    | 55 61 |                | 121      | H | Youngstown St.  | 62 34 |
| 23                        | H | Central Mich. | 75 82 | 32        | A | Ohio           | 81 83 | 80         | A | Toledo        | 58 47 |                | 143      | H | Duquesne        | 72 77 |
|                           |   |               |       | 32        | H | Ohio           | 67 69 | 99         | H | Northern Ill. | 87 78 |                | 148      | H | Akron           | 73 58 |
|                           |   |               |       | 42        | A | Miami (OH)     | 63 79 |            |   |               |       |                | 198      | A | Robert Morris   | 54 46 |
|                           |   |               |       | 43        | A | Buffalo        | 66 75 |            |   |               |       |                | 204      | A | Eastern Mich.   | 67 54 |
|                           |   |               |       |           |   |                |       |            |   |               |       |                | 204      | H | Eastern Mich.   | 71 64 |
|                           |   |               |       |           |   |                |       |            |   |               |       |                | 212      | A | Ball St.        | 44 48 |
|                           |   |               |       |           |   |                |       |            |   |               |       |                | 218      | H | Bowling Green   | 77 73 |
|                           |   |               |       |           |   |                |       |            |   |               |       |                | 241      | A | St. Bonaventure | 76 64 |
|                           |   |               |       |           |   |                |       |            |   |               |       |                | 253      | H | Northern Ky.    | 62 61 |
|                           |   |               |       |           |   |                |       |            |   |               |       |                | 269      | A | Western Mich.   | 56 52 |
|                           |   |               |       |           |   |                |       |            |   |               |       |                | 269      | H | Western Mich.   | 55 51 |
|                           |   |               |       |           |   |                |       |            |   |               |       |                | 310      | H | Oakland         | 75 65 |
|                           |   |               |       |           |   |                |       |            |   |               |       |                | 325      | A | NJIT            | 57 40 |
| LAST 12 Division I GAMES: |   |               |       |           |   |                |       |            |   |               |       |                |          |   |                 |       |
|                           |   |               |       | 32        | H | Ohio           | 67 69 | 148        | H | Akron         | 73 58 |                |          |   |                 |       |
|                           |   |               |       | 269       | A | Western Mich.  | 56 52 | 42         | A | Miami (OH)    | 63 79 |                |          |   |                 |       |
|                           |   |               |       | 218       | H | Bowling Green  | 77 73 | 212        | A | Ball St.      | 44 48 |                |          |   |                 |       |
|                           |   |               |       | 204       | A | Eastern Mich.  | 67 54 | 23         | H | Central Mich. | 75 82 |                |          |   |                 |       |
|                           |   |               |       | 43        | A | Buffalo        | 66 75 | 32         | A | Ohio          | 81 83 |                |          |   |                 |       |
|                           |   |               |       | 269       | H | Western Mich.  | 55 51 | 80         | A | Toledo        | 58 47 |                |          |   |                 |       |

Non-Div I Games: Clarion 92 38

Kent St.

|                   |          |           |                |            |             |               |      |      |       |           |
|-------------------|----------|-----------|----------------|------------|-------------|---------------|------|------|-------|-----------|
| Average RPI Win:  | 132      | WON-LOST  | WINNING        | LAST 10    | STRENGTH OF | OPP. STRENGTH | TEAM | ADJ. | CONF. | ADJ CONF. |
| Average RPI Loss: | 51       | RECORD    | PCT. RANK      | GAMES      | SCHEDULE    | OF SCHEDULE   | RPI  | RPI  | RPI   | RPI       |
| DIV. I ONLY       | 23- 5    | 20        | 1- 0           | 49         | 40          | 17            | 17   | 4    | 4     |           |
| DIV. I NON-CONF.  | 13- 1    | 9         | 0- 0           | 99         | 83          | 17            | 17   | 5    | 5     |           |
| TOTALS            | RPI 1-25 | RPI 26-50 | W-L RECORDS    | RPI 51-100 | RPI 101-150 | RPI 150+      |      |      |       |           |
| 23- 5             | 1- 4     | 5- 0      | OVERALL        | 5- 0       | 4- 0        | 8- 1          |      |      |       |           |
| 15- 2             | 0- 1     | 1- 0      | HOME           | 4- 0       | 2- 0        | 8- 1          |      |      |       |           |
| 5- 3              | 1- 3     | 2- 0      | AWAY           | 1- 0       | 1- 0        | 0- 0          |      |      |       |           |
| 3- 0              | 0- 0     | 2- 0      | NEUTRAL        | 0- 0       | 1- 0        | 0- 0          |      |      |       |           |
| 13- 1             | 0- 1     | 2- 0      | NON-CONFERENCE | 2- 0       | 3- 0        | 6- 0          |      |      |       |           |
| 10- 0             | 0- 0     | 0- 0      | HOME           | 2- 0       | 2- 0        | 6- 0          |      |      |       |           |
| 0- 1              | 0- 1     | 0- 0      | AWAY           | 0- 0       | 0- 0        | 0- 0          |      |      |       |           |
| 3- 0              | 0- 0     | 2- 0      | NEUTRAL        | 0- 0       | 1- 0        | 0- 0          |      |      |       |           |
| 10- 4             | 1- 3     | 3- 0      | CONFERENCE     | 3- 0       | 1- 0        | 2- 1          |      |      |       |           |
| 5- 2              | 0- 1     | 1- 0      | HOME           | 2- 0       | 0- 0        | 2- 1          |      |      |       |           |
| 5- 2              | 1- 2     | 2- 0      | AWAY           | 1- 0       | 1- 0        | 0- 0          |      |      |       |           |
| 0- 0              | 0- 0     | 0- 0      | NEUTRAL        | 0- 0       | 0- 0        | 0- 0          |      |      |       |           |

| RPI 1-25                  |   |                 |       | Team's RPI: 17 |   |                |       | RPI 26-50 |   |              |       | RPI 51-100 |   |                |       | RPI 101+ |   |               |       |
|---------------------------|---|-----------------|-------|----------------|---|----------------|-------|-----------|---|--------------|-------|------------|---|----------------|-------|----------|---|---------------|-------|
| RPI                       | S | Opponent        | Score | RPI            | S | Opponent       | Score | RPI       | S | Opponent     | Score | RPI        | S | Opponent       | Score | RPI      | S | Opponent      | Score |
| 3                         | A | Louisville      | 75 80 | 30             | H | Missouri       | 52 41 | 62        | H | Middle Tenn. | 72 55 | 123        | H | High Point     | 71 49 |          |   |               |       |
| 9                         | A | Mississippi St. | 71 86 | 31             | N | North Carolina | 85 75 | 67        | A | LSU          | 64 60 | 131        | H | Morehead St.   | 87 57 |          |   |               |       |
| 16                        | A | South Carolina  | 65 57 | 33             | N | UCLA           | 75 74 | 67        | H | LSU          | 57 52 | 133        | N | South Fla.     | 85 63 |          |   |               |       |
| 16                        | H | South Carolina  | 70 74 | 44             | A | Tennessee      | 73 71 | 88        | H | Arkansas     | 61 59 | 147        | A | Alabama        | 68 53 |          |   |               |       |
| 22                        | A | Texas A&M       | 71 73 | 47             | A | Auburn         | 78 68 | 98        | H | Virginia     | 63 51 | 174        | H | Southern U.    | 91 41 |          |   |               |       |
|                           |   |                 |       |                |   |                |       |           |   |              |       |            |   |                |       | 195      | H | Vanderbilt    | 77 55 |
|                           |   |                 |       |                |   |                |       |           |   |              |       |            |   |                |       | 206      | H | Ole Miss      | 49 55 |
|                           |   |                 |       |                |   |                |       |           |   |              |       |            |   |                |       | 215      | H | Sacred Heart  | 71 43 |
|                           |   |                 |       |                |   |                |       |           |   |              |       |            |   |                |       | 220      | H | Florida       | 62 51 |
|                           |   |                 |       |                |   |                |       |           |   |              |       |            |   |                |       | 257      | H | Alabama St.   | 87 35 |
|                           |   |                 |       |                |   |                |       |           |   |              |       |            |   |                |       | 263      | H | Rhode Island  | 75 52 |
|                           |   |                 |       |                |   |                |       |           |   |              |       |            |   |                |       | 267      | H | Murray St.    | 88 49 |
|                           |   |                 |       |                |   |                |       |           |   |              |       |            |   |                |       | 339      | H | Western Caro. | 99 39 |
| LAST 12 Division I GAMES: |   |                 |       |                |   |                |       |           |   |              |       |            |   |                |       |          |   |               |       |
|                           |   |                 |       | 67             | H | LSU            | 57 52 |           |   |              |       | 16         | H | South Carolina | 70 74 |          |   |               |       |
|                           |   |                 |       | 16             | A | South Carolina | 65 57 |           |   |              |       | 22         | A | Texas A&M      | 71 73 |          |   |               |       |
|                           |   |                 |       | 88             | H | Arkansas       | 61 59 |           |   |              |       | 30         | H | Missouri       | 52 41 |          |   |               |       |
|                           |   |                 |       | 147            | A | Alabama        | 68 53 |           |   |              |       | 67         | A | LSU            | 64 60 |          |   |               |       |
|                           |   |                 |       | 47             | A | Auburn         | 78 68 |           |   |              |       | 206        | H | Ole Miss       | 49 55 |          |   |               |       |
|                           |   |                 |       | 220            | H | Florida        | 62 51 |           |   |              |       | 44         | A | Tennessee      | 73 71 |          |   |               |       |

Non-Div I Games:

Kentucky

■ Loss, 
 ■ Non-Conf, 
 ■ S Site, 
 ■ H Home 
 ■ A Away 
 N Neutral

| Average RPI Win: 252  |      |          |  | WON-LOST  | WINNING        | LAST 10     | STRENGTH OF |             | OPP. STRENGTH | TEAM        | ADJ. | CONF.    | ADJ CONF. |
|-----------------------|------|----------|--|-----------|----------------|-------------|-------------|-------------|---------------|-------------|------|----------|-----------|
| Average RPI Loss: 260 |      |          |  | RECORD    | PCT. RANK      | GAMES       | SCHEDULE    | OF SCHEDULE | RPI           | RPI         | RPI  | RPI      | RPI       |
| DIV. I ONLY           |      |          |  | 4- 22     | 329            | 0- 1        | 327         | 350         | 346           | 346         | 31   | 31       |           |
| DIV. I NON-CONF.      |      |          |  | 1- 10     | 330            | 0- 0        | 333         | 347         | 351           | 351         | 31   | 31       |           |
| TOTALS                |      | RPI 1-25 |  | RPI 26-50 |                | W-L RECORDS |             | RPI 51-100  |               | RPI 101-150 |      | RPI 150+ |           |
| 4- 22                 | 0- 0 |          |  | 0- 1      | OVERALL        |             | 0- 0        | 0- 1        |               | 4- 20       |      |          |           |
| 3- 8                  | 0- 0 |          |  | 0- 0      | HOME           |             | 0- 0        | 0- 0        |               | 3- 8        |      |          |           |
| 1- 13                 | 0- 0 |          |  | 0- 1      | AWAY           |             | 0- 0        | 0- 1        |               | 1- 11       |      |          |           |
| 0- 1                  | 0- 0 |          |  | 0- 0      | NEUTRAL        |             | 0- 0        | 0- 0        |               | 0- 1        |      |          |           |
| 1- 10                 | 0- 0 |          |  | 0- 1      | NON-CONFERENCE |             | 0- 0        | 0- 1        |               | 1- 8        |      |          |           |
| 1- 3                  | 0- 0 |          |  | 0- 0      | HOME           |             | 0- 0        | 0- 0        |               | 1- 3        |      |          |           |
| 0- 6                  | 0- 0 |          |  | 0- 1      | AWAY           |             | 0- 0        | 0- 1        |               | 0- 4        |      |          |           |
| 0- 1                  | 0- 0 |          |  | 0- 0      | NEUTRAL        |             | 0- 0        | 0- 0        |               | 0- 1        |      |          |           |
| 3- 12                 | 0- 0 |          |  | 0- 0      | CONFERENCE     |             | 0- 0        | 0- 0        |               | 3- 12       |      |          |           |
| 2- 5                  | 0- 0 |          |  | 0- 0      | HOME           |             | 0- 0        | 0- 0        |               | 2- 5        |      |          |           |
| 1- 7                  | 0- 0 |          |  | 0- 0      | AWAY           |             | 0- 0        | 0- 0        |               | 1- 7        |      |          |           |
| 0- 0                  | 0- 0 |          |  | 0- 0      | NEUTRAL        |             | 0- 0        | 0- 0        |               | 0- 0        |      |          |           |

[illegible]

Non-Div I Games:

LIU Brooklyn

Loss, Non-Conf, S Site, H Home A Away N Neutral



|                   |          |           |                |            |             |               |      |      |       |           |
|-------------------|----------|-----------|----------------|------------|-------------|---------------|------|------|-------|-----------|
| Average RPI Win:  | 155      | WON-LOST  | WINNING        | LAST 10    | STRENGTH OF | OPP. STRENGTH | TEAM | ADJ. | CONF. | ADJ CONF. |
| Average RPI Loss: | 56       | RECORD    | PCT. RANK      | GAMES      | SCHEDULE    | OF SCHEDULE   | RPI  | RPI  | RPI   | RPI       |
| DIV. I ONLY       | 16- 10   | 112       | 0- 1           | 48         | 59          | 67            | 67   | 4    | 4     |           |
| DIV. I NON-CONF.  | 9- 3     | 61        | 0- 0           | 124        | 147         | 83            | 83   | 5    | 5     |           |
| TOTALS            | RPI 1-25 | RPI 26-50 | W-L RECORDS    | RPI 51-100 | RPI 101-150 | RPI 150+      |      |      |       |           |
| 16- 10            | 2- 5     | 1- 2      | OVERALL        | 2- 1       | 3- 1        | 8- 1          |      |      |       |           |
| 11- 5             | 1- 3     | 1- 0      | HOME           | 2- 0       | 2- 1        | 5- 1          |      |      |       |           |
| 5- 5              | 1- 2     | 0- 2      | AWAY           | 0- 1       | 1- 0        | 3- 0          |      |      |       |           |
| 0- 0              | 0- 0     | 0- 0      | NEUTRAL        | 0- 0       | 0- 0        | 0- 0          |      |      |       |           |
| 9- 3              | 1- 0     | 0- 1      | NON-CONFERENCE | 1- 0       | 2- 1        | 5- 1          |      |      |       |           |
| 7- 2              | 0- 0     | 0- 0      | HOME           | 1- 0       | 2- 1        | 4- 1          |      |      |       |           |
| 2- 1              | 1- 0     | 0- 1      | AWAY           | 0- 0       | 0- 0        | 1- 0          |      |      |       |           |
| 0- 0              | 0- 0     | 0- 0      | NEUTRAL        | 0- 0       | 0- 0        | 0- 0          |      |      |       |           |
| 7- 7              | 1- 5     | 1- 1      | CONFERENCE     | 1- 1       | 1- 0        | 3- 0          |      |      |       |           |
| 4- 3              | 1- 3     | 1- 0      | HOME           | 1- 0       | 0- 0        | 1- 0          |      |      |       |           |
| 3- 4              | 0- 2     | 0- 1      | AWAY           | 0- 1       | 1- 0        | 2- 0          |      |      |       |           |
| 0- 0              | 0- 0     | 0- 0      | NEUTRAL        | 0- 0       | 0- 0        | 0- 0          |      |      |       |           |

| RPI S                     | Opponent          | Score | RPI S | Opponent          | Score | RPI S | Opponent      | Score | RPI S | Opponent           | Score |
|---------------------------|-------------------|-------|-------|-------------------|-------|-------|---------------|-------|-------|--------------------|-------|
| 9                         | H Mississippi St. | 35 68 | 27    | A Rutgers         | 43 57 | 68    | H Little Rock | 60 45 | 109   | H Northern Colo.   | 62 57 |
| 16                        | H South Carolina  | 53 76 | 30    | H Missouri        | 61 51 | 88    | H Arkansas    | 71 34 | 133   | H South Fla.       | 78 49 |
| 17                        | A Kentucky        | 52 57 | 44    | A Tennessee       | 65 74 | 97    | A Georgia     | 50 63 | 140   | H Kansas           | 61 68 |
| 17                        | H Kentucky        | 60 64 |       |                   |       |       |               |       | 147   | A Alabama          | 62 56 |
| 20                        | A Florida St.     | 58 45 |       |                   |       |       |               |       | 166   | H Tulane           | 54 56 |
| 22                        | A Texas A&M       | 55 59 |       |                   |       |       |               |       | 173   | H Nicholls St.     | 76 44 |
| 22                        | H Texas A&M       | 63 52 |       |                   |       |       |               |       | 183   | H Sam Houston St.  | 66 52 |
|                           |                   |       |       |                   |       |       |               |       | 195   | A Vanderbilt       | 79 68 |
|                           |                   |       |       |                   |       |       |               |       | 206   | A Ole Miss         | 55 41 |
|                           |                   |       |       |                   |       |       |               |       | 220   | H Florida          | 69 51 |
|                           |                   |       |       |                   |       |       |               |       | 258   | A Louisiana        | 76 54 |
|                           |                   |       |       |                   |       |       |               |       | 306   | H Southeastern La. | 72 52 |
|                           |                   |       |       |                   |       |       |               |       | 323   | H McNeese          | 86 36 |
| LAST 12 Division I GAMES: |                   |       |       |                   |       |       |               |       |       |                    |       |
| 17                        | A Kentucky        | 52 57 | 9     | H Mississippi St. | 35 68 |       |               |       |       |                    |       |
| 220                       | H Florida         | 69 51 | 44    | A Tennessee       | 65 74 |       |               |       |       |                    |       |
| 195                       | A Vanderbilt      | 79 68 | 147   | A Alabama         | 62 56 |       |               |       |       |                    |       |
| 22                        | A Texas A&M       | 55 59 | 17    | H Kentucky        | 60 64 |       |               |       |       |                    |       |
| 88                        | H Arkansas        | 71 34 | 16    | H South Carolina  | 53 76 |       |               |       |       |                    |       |
| 30                        | H Missouri        | 61 51 | 206   | A Ole Miss        | 55 41 |       |               |       |       |                    |       |

Non-Div I Games:

LSU

| Average RPI Win: 221  |      | WON-LOST | WINNING   | LAST 10        | STRENGTH OF | OPP. STRENGTH | TEAM     | ADJ. | CONF. | ADJ CONF. |
|-----------------------|------|----------|-----------|----------------|-------------|---------------|----------|------|-------|-----------|
| Average RPI Loss: 151 |      | RECORD   | PCT. RANK | GAMES          | SCHEDULE    | OF SCHEDULE   | RPI      | RPI  | RPI   | RPI       |
| DIV. I ONLY           |      | 4- 24    | 334       | 0- 1           | 116         | 185           | 295      | 295  | 17    | 17        |
| DIV. I NON-CONF.      |      | 3- 11    | 292       | 0- 0           | 41          | 194           | 203      | 203  | 16    | 16        |
| TOTALS                |      | RPI 1-25 | RPI 26-50 | W-L RECORDS    | RPI 51-100  | RPI 101-150   | RPI 150+ |      |       |           |
| 4- 24                 | 0- 1 |          | 0- 0      | OVERALL        | 0- 5        | 1- 7          | 3- 11    |      |       |           |
| 2- 9                  | 0- 0 |          | 0- 0      | HOME           | 0- 1        | 0- 3          | 2- 5     |      |       |           |
| 0- 15                 | 0- 1 |          | 0- 0      | AWAY           | 0- 4        | 0- 4          | 0- 6     |      |       |           |
| 2- 0                  | 0- 0 |          | 0- 0      | NEUTRAL        | 0- 0        | 1- 0          | 1- 0     |      |       |           |
| 3- 11                 | 0- 1 |          | 0- 0      | NON-CONFERENCE | 0- 4        | 1- 3          | 2- 3     |      |       |           |
| 1- 3                  | 0- 0 |          | 0- 0      | HOME           | 0- 1        | 0- 1          | 1- 1     |      |       |           |
| 0- 8                  | 0- 1 |          | 0- 0      | AWAY           | 0- 3        | 0- 2          | 0- 2     |      |       |           |
| 2- 0                  | 0- 0 |          | 0- 0      | NEUTRAL        | 0- 0        | 1- 0          | 1- 0     |      |       |           |
| 1- 13                 | 0- 0 |          | 0- 0      | CONFERENCE     | 0- 1        | 0- 4          | 1- 8     |      |       |           |
| 1- 6                  | 0- 0 |          | 0- 0      | HOME           | 0- 0        | 0- 2          | 1- 4     |      |       |           |
| 0- 7                  | 0- 0 |          | 0- 0      | AWAY           | 0- 1        | 0- 2          | 0- 4     |      |       |           |
| 0- 0                  | 0- 0 |          | 0- 0      | NEUTRAL        | 0- 0        | 0- 0          | 0- 0     |      |       |           |

| RPI | S | Opponent   | Score  |
|-----|---|------------|--------|
| 21  | A | Oregon St. | 46 100 |

| RPI | S | Opponent  | Score |
|-----|---|-----------|-------|
| 52  | A | Villanova | 68 81 |
| 65  | H | Drexel    | 43 58 |
| 72  | A | Penn      | 34 65 |
| 81  | A | Harvard   | 43 88 |
| 100 | A | VCU       | 38 68 |

| RPI | S | Opponent          | Score |
|-----|---|-------------------|-------|
| 102 | N | Pepperdine        | 62 55 |
| 104 | H | St. John's (NY)   | 57 83 |
| 107 | A | Towson            | 68 92 |
| 112 | A | Providence        | 47 77 |
| 117 | H | Fordham           | 54 65 |
| 122 | A | Dayton            | 45 84 |
| 137 | A | Davidson          | 61 80 |
| 143 | H | Duquesne          | 62 66 |
| 161 | A | Temple            | 47 75 |
| 190 | A | Saint Louis       | 58 69 |
| 191 | H | George Washington | 59 67 |
| 197 | A | George Mason      | 42 59 |
| 198 | A | Robert Morris     | 39 67 |
| 224 | H | Howard            | 54 57 |
| 227 | H | Massachusetts     | 60 74 |
| 230 | A | Saint Joseph's    | 57 60 |
| 230 | H | Saint Joseph's    | 63 64 |
| 253 | N | Northern Ky.      | 74 56 |
| 263 | H | Rhode Island      | 77 71 |
| 264 | H | Norfolk St.       | 62 52 |
| 271 | A | Richmond          | 51 56 |
| 271 | H | Richmond          | 60 74 |

| RPI | S | Opponent       | Score |
|-----|---|----------------|-------|
| 271 | A | Richmond       | 51 56 |
| 230 | H | Saint Joseph's | 63 64 |
| 197 | A | George Mason   | 42 59 |
| 190 | A | Saint Louis    | 58 69 |
| 263 | H | Rhode Island   | 77 71 |
| 137 | A | Davidson       | 61 80 |

| RPI | S | Opponent          | Score |
|-----|---|-------------------|-------|
| 117 | H | Fordham           | 54 65 |
| 271 | H | Richmond          | 60 74 |
| 143 | H | Duquesne          | 62 66 |
| 230 | A | Saint Joseph's    | 57 60 |
| 191 | H | George Washington | 59 67 |
| 227 | H | Massachusetts     | 60 74 |

| LAST 12 Division I GAMES: |   |                |    |    |
|---------------------------|---|----------------|----|----|
| 271                       | A | Richmond       | 51 | 56 |
| 230                       | H | Saint Joseph's | 63 | 64 |
| 197                       | A | George Mason   | 42 | 59 |
| 190                       | A | Saint Louis    | 58 | 69 |
| 263                       | H | Rhode Island   | 77 | 71 |
| 137                       | A | Davidson       | 61 | 80 |

Non-Div I Games:

La Salle

Loss, Non-Conf, S Site, H Home A Away N Neutral

|                   |          |           |                |            |             |               |      |      |       |           |
|-------------------|----------|-----------|----------------|------------|-------------|---------------|------|------|-------|-----------|
| Average RPI Win:  | 305      | WON-LOST  | WINNING        | LAST 10    | STRENGTH OF | OPP. STRENGTH | TEAM | ADJ. | CONF. | ADJ CONF. |
| Average RPI Loss: | 174      | RECORD    | PCT. RANK      | GAMES      | SCHEDULE    | OF SCHEDULE   | RPI  | RPI  | RPI   | RPI       |
| DIV. I ONLY       | 6- 17    | 293       | 0- 1           | 321        | 199         | 316           | 316  | 12   | 12    |           |
| DIV. I NON-CONF.  | 4- 5     | 190       | 0- 0           | 349        | 336         | 318           | 318  | 14   | 14    |           |
| TOTALS            | RPI 1-25 | RPI 26-50 | W-L RECORDS    | RPI 51-100 | RPI 101-150 | RPI 150+      |      |      |       |           |
| 6- 17             | 0- 0     | 0- 0      | OVERALL        | 0- 3       | 0- 5        | 6- 9          |      |      |       |           |
| 3- 7              | 0- 0     | 0- 0      | HOME           | 0- 1       | 0- 2        | 3- 4          |      |      |       |           |
| 3- 10             | 0- 0     | 0- 0      | AWAY           | 0- 2       | 0- 3        | 3- 5          |      |      |       |           |
| 0- 0              | 0- 0     | 0- 0      | NEUTRAL        | 0- 0       | 0- 0        | 0- 0          |      |      |       |           |
| 4- 5              | 0- 0     | 0- 0      | NON-CONFERENCE | 0- 0       | 0- 1        | 4- 4          |      |      |       |           |
| 2- 1              | 0- 0     | 0- 0      | HOME           | 0- 0       | 0- 0        | 2- 1          |      |      |       |           |
| 2- 4              | 0- 0     | 0- 0      | AWAY           | 0- 0       | 0- 1        | 2- 3          |      |      |       |           |
| 0- 0              | 0- 0     | 0- 0      | NEUTRAL        | 0- 0       | 0- 0        | 0- 0          |      |      |       |           |
| 2- 12             | 0- 0     | 0- 0      | CONFERENCE     | 0- 3       | 0- 4        | 2- 5          |      |      |       |           |
| 1- 6              | 0- 0     | 0- 0      | HOME           | 0- 1       | 0- 2        | 1- 3          |      |      |       |           |
| 1- 6              | 0- 0     | 0- 0      | AWAY           | 0- 2       | 0- 2        | 1- 2          |      |      |       |           |
| 0- 0              | 0- 0     | 0- 0      | NEUTRAL        | 0- 0       | 0- 0        | 0- 0          |      |      |       |           |

| RPI 1-25                  |   |          |       | RPI 26-50 |   |                 |       | RPI 51-100 |   |              |       | RPI 101+ |     |          |                  | Team's RPI: 316 |    |
|---------------------------|---|----------|-------|-----------|---|-----------------|-------|------------|---|--------------|-------|----------|-----|----------|------------------|-----------------|----|
| RPI                       | S | Opponent | Score | RPI       | S | Opponent        | Score | RPI        | S | Opponent     | Score | RPI      | S   | Opponent | Score            |                 |    |
|                           |   |          |       |           |   |                 |       | 68         | A | Little Rock  | 44    | 63       | 101 | A        | South Alabama    | 49              | 77 |
|                           |   |          |       |           |   |                 |       | 94         | H | UT Arlington | 56    | 60       | 134 | A        | Georgia St.      | 46              | 68 |
|                           |   |          |       |           |   |                 |       | 96         | A | Troy         | 56    | 78       | 134 | H        | Georgia St.      | 41              | 56 |
|                           |   |          |       |           |   |                 |       |            |   |              |       |          | 141 | A        | Texas Tech       | 42              | 86 |
|                           |   |          |       |           |   |                 |       |            |   |              |       |          | 142 | H        | Appalachian St.  | 58              | 80 |
|                           |   |          |       |           |   |                 |       |            |   |              |       |          | 163 | H        | Coastal Caro.    | 54              | 79 |
|                           |   |          |       |           |   |                 |       |            |   |              |       |          | 168 | H        | Texas St.        | 51              | 62 |
|                           |   |          |       |           |   |                 |       |            |   |              |       |          | 173 | H        | Nicholls St.     | 54              | 55 |
|                           |   |          |       |           |   |                 |       |            |   |              |       |          | 175 | A        | Arkansas St.     | 54              | 64 |
|                           |   |          |       |           |   |                 |       |            |   |              |       |          | 211 | A        | SMU              | 38              | 49 |
|                           |   |          |       |           |   |                 |       |            |   |              |       |          | 258 | A        | Louisiana        | 45              | 52 |
|                           |   |          |       |           |   |                 |       |            |   |              |       |          | 258 | H        | Louisiana        | 52              | 55 |
|                           |   |          |       |           |   |                 |       |            |   |              |       |          | 284 | A        | Ga. Southern     | 80              | 62 |
|                           |   |          |       |           |   |                 |       |            |   |              |       |          | 284 | H        | Ga. Southern     | 58              | 57 |
|                           |   |          |       |           |   |                 |       |            |   |              |       |          | 290 | A        | New Orleans      | 57              | 44 |
|                           |   |          |       |           |   |                 |       |            |   |              |       |          | 306 | A        | Southeastern La. | 42              | 49 |
|                           |   |          |       |           |   |                 |       |            |   |              |       |          | 322 | A        | Northwestern St. | 63              | 55 |
|                           |   |          |       |           |   |                 |       |            |   |              |       |          | 323 | H        | McNeese          | 69              | 60 |
|                           |   |          |       |           |   |                 |       |            |   |              |       |          | 329 | H        | Mississippi Val. | 72              | 65 |
|                           |   |          |       |           |   |                 |       |            |   |              |       |          | 341 | A        | Houston Baptist  | 60              | 68 |
| LAST 12 Division I GAMES: |   |          |       |           |   |                 |       |            |   |              |       |          |     |          |                  |                 |    |
|                           |   |          |       | 94        | H | UT Arlington    | 56    | 60         |   |              |       |          | 163 | H        | Coastal Caro.    | 54              | 79 |
|                           |   |          |       | 168       | H | Texas St.       | 51    | 62         |   |              |       |          | 101 | A        | South Alabama    | 49              | 77 |
|                           |   |          |       | 258       | H | Louisiana       | 52    | 55         |   |              |       |          | 96  | A        | Troy             | 56              | 78 |
|                           |   |          |       | 284       | A | Ga. Southern    | 80    | 62         |   |              |       |          | 258 | A        | Louisiana        | 45              | 52 |
|                           |   |          |       | 134       | A | Georgia St.     | 46    | 68         |   |              |       |          | 134 | H        | Georgia St.      | 41              | 56 |
|                           |   |          |       | 142       | H | Appalachian St. | 58    | 80         |   |              |       |          | 284 | H        | Ga. Southern     | 58              | 57 |

Non-Div I Games: LSU-Alexandria 93 62 Ark.-Monticello 70 39

La.-Monroe

■ Loss, 
 ■ Non-Conf, S Site, 
 ■ Home 
 ■ Away 
 N Neutral

Lafayette

Through Games Of Feb. 26, 2019

|                   |          |           |                |            |             |               |      |      |       |           |
|-------------------|----------|-----------|----------------|------------|-------------|---------------|------|------|-------|-----------|
| Average RPI Win:  | 259      | WON-LOST  | WINNING        | LAST 10    | STRENGTH OF | OPP. STRENGTH | TEAM | ADJ. | CONF. | ADJ CONF. |
| Average RPI Loss: | 211      | RECORD    | PCT. RANK      | GAMES      | SCHEDULE    | OF SCHEDULE   | RPI  | RPI  | RPI   | RPI       |
| DIV. I ONLY       | 7- 19    | 289       | 0- 1           | 316        | 280         | 326           | 326  | 18   | 18    |           |
| DIV. I NON-CONF.  | 5- 6     | 177       | 0- 1           | 347        | 343         | 326           | 326  | 21   | 21    |           |
| TOTALS            | RPI 1-25 | RPI 26-50 | W-L RECORDS    | RPI 51-100 | RPI 101-150 | RPI 150+      |      |      |       |           |
| 7- 19             | 0- 0     | 0- 0      | OVERALL        | 0- 4       | 0- 2        | 7- 13         |      |      |       |           |
| 5- 8              | 0- 0     | 0- 0      | HOME           | 0- 2       | 0- 1        | 5- 5          |      |      |       |           |
| 2- 10             | 0- 0     | 0- 0      | AWAY           | 0- 2       | 0- 0        | 2- 8          |      |      |       |           |
| 0- 1              | 0- 0     | 0- 0      | NEUTRAL        | 0- 0       | 0- 1        | 0- 0          |      |      |       |           |
| 5- 6              | 0- 0     | 0- 0      | NON-CONFERENCE | 0- 0       | 0- 1        | 5- 5          |      |      |       |           |
| 3- 2              | 0- 0     | 0- 0      | HOME           | 0- 0       | 0- 0        | 3- 2          |      |      |       |           |
| 2- 3              | 0- 0     | 0- 0      | AWAY           | 0- 0       | 0- 0        | 2- 3          |      |      |       |           |
| 0- 1              | 0- 0     | 0- 0      | NEUTRAL        | 0- 0       | 0- 1        | 0- 0          |      |      |       |           |
| 2- 13             | 0- 0     | 0- 0      | CONFERENCE     | 0- 4       | 0- 1        | 2- 8          |      |      |       |           |
| 2- 6              | 0- 0     | 0- 0      | HOME           | 0- 2       | 0- 1        | 2- 3          |      |      |       |           |
| 0- 7              | 0- 0     | 0- 0      | AWAY           | 0- 2       | 0- 0        | 0- 5          |      |      |       |           |
| 0- 0              | 0- 0     | 0- 0      | NEUTRAL        | 0- 0       | 0- 0        | 0- 0          |      |      |       |           |

| RPI S                     | Opponent          | Score | RPI S | Opponent          | Score | RPI S | Opponent   | Score | RPI S | Opponent              | Score | Team's RPI: 326 |
|---------------------------|-------------------|-------|-------|-------------------|-------|-------|------------|-------|-------|-----------------------|-------|-----------------|
|                           |                   |       |       |                   |       | 53    | A Bucknell | 43 75 | 139   | H Lehigh              | 43 70 |                 |
|                           |                   |       |       |                   |       | 53    | H Bucknell | 47 56 | 149   | N Delaware            | 47 65 |                 |
|                           |                   |       |       |                   |       | 78    | A American | 45 60 | 155   | H Boston U.           | 44 47 |                 |
|                           |                   |       |       |                   |       | 78    | H American | 57 67 | 184   | A Holy Cross          | 53 56 |                 |
|                           |                   |       |       |                   |       |       |            |       | 184   | H Holy Cross          | 73 63 |                 |
|                           |                   |       |       |                   |       |       |            |       | 222   | H Cornell             | 59 62 |                 |
|                           |                   |       |       |                   |       |       |            |       | 232   | H Monmouth            | 73 69 |                 |
|                           |                   |       |       |                   |       |       |            |       | 239   | A Navy                | 53 65 |                 |
|                           |                   |       |       |                   |       |       |            |       | 239   | H Navy                | 55 42 |                 |
|                           |                   |       |       |                   |       |       |            |       | 248   | H Binghamton          | 59 50 |                 |
|                           |                   |       |       |                   |       |       |            |       | 250   | H Albany (NY)         | 67 66 |                 |
|                           |                   |       |       |                   |       |       |            |       | 255   | A Colgate             | 49 60 |                 |
|                           |                   |       |       |                   |       |       |            |       | 273   | A Army West Point     | 50 65 |                 |
|                           |                   |       |       |                   |       |       |            |       | 273   | H Army West Point     | 40 64 |                 |
|                           |                   |       |       |                   |       |       |            |       | 282   | A Manhattan           | 49 60 |                 |
|                           |                   |       |       |                   |       |       |            |       | 296   | A Loyola Maryland     | 50 62 |                 |
|                           |                   |       |       |                   |       |       |            |       | 296   | H Loyola Maryland     | 52 55 |                 |
|                           |                   |       |       |                   |       |       |            |       | 304   | A Fla. Atlantic       | 49 53 |                 |
|                           |                   |       |       |                   |       |       |            |       | 311   | A Wagner              | 66 43 |                 |
|                           |                   |       |       |                   |       |       |            |       | 340   | H Saint Peter's       | 60 62 |                 |
|                           |                   |       |       |                   |       |       |            |       | 346   | A LIU Brooklyn        | 50 55 |                 |
|                           |                   |       |       |                   |       |       |            |       | 348   | A Fairleigh Dickinson | 63 57 |                 |
| LAST 12 Division I GAMES: |                   |       |       |                   |       |       |            |       |       |                       |       |                 |
| 149                       | N Delaware        | 47 65 | 184   | A Holy Cross      | 53 56 |       |            |       |       |                       |       |                 |
| 78                        | H American        | 57 67 | 155   | H Boston U.       | 44 47 |       |            |       |       |                       |       |                 |
| 239                       | A Navy            | 53 65 | 78    | A American        | 45 60 |       |            |       |       |                       |       |                 |
| 296                       | H Loyola Maryland | 52 55 | 239   | H Navy            | 55 42 |       |            |       |       |                       |       |                 |
| 273                       | H Army West Point | 40 64 | 296   | A Loyola Maryland | 50 62 |       |            |       |       |                       |       |                 |
| 53                        | A Bucknell        | 43 75 | 273   | A Army West Point | 50 65 |       |            |       |       |                       |       |                 |

Non-Div I Games:

Lafayette

Loss, Non-Conf, S Site, H Home A Away N Neutral

|                   |       |          |           |         |             |               |      |      |       |           |
|-------------------|-------|----------|-----------|---------|-------------|---------------|------|------|-------|-----------|
| Average RPI Win:  | 237   | WON-LOST | WINNING   | LAST 10 | STRENGTH OF | OPP. STRENGTH | TEAM | ADJ. | CONF. | ADJ CONF. |
| Average RPI Loss: | 63    | RECORD   | PCT. RANK | GAMES   | SCHEDULE    | OF SCHEDULE   | RPI  | RPI  | RPI   | RPI       |
| DIV. I ONLY       | 17- 5 | 38       | 0- 0      | 174     | 219         | 59            | 59   | 25   | 25    |           |
| DIV. I NON-CONF.  | 3- 4  | 199      | 0- 0      | 10      | 21          | 30            | 30   | 23   | 23    |           |

| TOTALS | RPI 1-25 | RPI 26-50 | W-L RECORDS    | RPI 51-100 | RPI 101-150 | RPI 150+ |
|--------|----------|-----------|----------------|------------|-------------|----------|
| 17- 5  | 1- 1     | 0- 2      | OVERALL        | 1- 1       | 0- 0        | 15- 1    |
| 8- 0   | 0- 0     | 0- 0      | HOME           | 1- 0       | 0- 0        | 7- 0     |
| 9- 4   | 1- 1     | 0- 1      | AWAY           | 0- 1       | 0- 0        | 8- 1     |
| 0- 1   | 0- 0     | 0- 1      | NEUTRAL        | 0- 0       | 0- 0        | 0- 0     |
| 3- 4   | 1- 1     | 0- 2      | NON-CONFERENCE | 1- 0       | 0- 0        | 1- 1     |
| 1- 0   | 0- 0     | 0- 0      | HOME           | 1- 0       | 0- 0        | 0- 0     |
| 2- 3   | 1- 1     | 0- 1      | AWAY           | 0- 0       | 0- 0        | 1- 1     |
| 0- 1   | 0- 0     | 0- 1      | NEUTRAL        | 0- 0       | 0- 0        | 0- 0     |
| 14- 1  | 0- 0     | 0- 0      | CONFERENCE     | 0- 1       | 0- 0        | 14- 0    |
| 7- 0   | 0- 0     | 0- 0      | HOME           | 0- 0       | 0- 0        | 7- 0     |
| 7- 1   | 0- 0     | 0- 0      | AWAY           | 0- 1       | 0- 0        | 7- 0     |
| 0- 0   | 0- 0     | 0- 0      | NEUTRAL        | 0- 0       | 0- 0        | 0- 0     |

| RPI 1-25                  |   |                    |        | RPI 26-50 |   |                  |       | RPI 51-100 Team's RPI: 59 |   |          |       | RPI 101+ |   |                    |         |
|---------------------------|---|--------------------|--------|-----------|---|------------------|-------|---------------------------|---|----------|-------|----------|---|--------------------|---------|
| RPI                       | S | Opponent           | Score  | RPI       | S | Opponent         | Score | RPI                       | S | Opponent | Score | RPI      | S | Opponent           | Score   |
| 9                         | A | Mississippi St.    | 53 104 | 32        | N | Ohio             | 62 87 | 79                        | A | SFA      | 58 70 | 159      | A | Denver             | 110 117 |
| 22                        | A | Texas A&M          | 74 68  | 37        | A | Kansas St.       | 55 73 | 95                        | H | Pacific  | 82 66 | 164      | A | Abilene Christian  | 63 60   |
|                           |   |                    |        |           |   |                  |       |                           |   |          |       | 173      | H | Nicholls St.       | 78 65   |
|                           |   |                    |        |           |   |                  |       |                           |   |          |       | 183      | A | Sam Houston St.    | 83 72   |
|                           |   |                    |        |           |   |                  |       |                           |   |          |       | 183      | H | Sam Houston St.    | 81 76   |
|                           |   |                    |        |           |   |                  |       |                           |   |          |       | 246      | A | A&M-Corpus Christi | 72 47   |
|                           |   |                    |        |           |   |                  |       |                           |   |          |       | 246      | H | A&M-Corpus Christi | 76 58   |
|                           |   |                    |        |           |   |                  |       |                           |   |          |       | 258      | A | Louisiana          | 79 77   |
|                           |   |                    |        |           |   |                  |       |                           |   |          |       | 279      | H | Central Ark.       | 57 37   |
|                           |   |                    |        |           |   |                  |       |                           |   |          |       | 290      | A | New Orleans        | 79 57   |
|                           |   |                    |        |           |   |                  |       |                           |   |          |       | 302      | A | Incarinate Word    | 77 51   |
|                           |   |                    |        |           |   |                  |       |                           |   |          |       | 302      | H | Incarinate Word    | 79 53   |
|                           |   |                    |        |           |   |                  |       |                           |   |          |       | 306      | H | Southeastern La.   | 94 54   |
|                           |   |                    |        |           |   |                  |       |                           |   |          |       | 322      | A | Northwestern St.   | 94 70   |
|                           |   |                    |        |           |   |                  |       |                           |   |          |       | 323      | A | McNeese            | 64 62   |
|                           |   |                    |        |           |   |                  |       |                           |   |          |       | 341      | H | Houston Baptist    | 63 50   |
| LAST 12 Division I GAMES: |   |                    |        |           |   |                  |       |                           |   |          |       |          |   |                    |         |
| 246                       | A | A&M-Corpus Christi | 72 47  | 323       | A | McNeese          | 64 62 |                           |   |          |       |          |   |                    |         |
| 302                       | H | Incarinate Word    | 79 53  | 173       | H | Nicholls St.     | 78 65 |                           |   |          |       |          |   |                    |         |
| 183                       | H | Sam Houston St.    | 81 76  | 183       | A | Sam Houston St.  | 83 72 |                           |   |          |       |          |   |                    |         |
| 322                       | A | Northwestern St.   | 94 70  | 302       | A | Incarinate Word  | 77 51 |                           |   |          |       |          |   |                    |         |
| 79                        | A | SFA                | 58 70  | 306       | H | Southeastern La. | 94 54 |                           |   |          |       |          |   |                    |         |
| 164                       | A | Abilene Christian  | 63 60  | 279       | H | Central Ark.     | 57 37 |                           |   |          |       |          |   |                    |         |

Non-Div I Games: LeTourneau 104 27 Louisiana Col. 94 43 McMurry 100 37 Howard Payne 93 37 Lamar University

| Average RPI Win: 262 |      | WON-LOST | WINNING   | LAST 10        | STRENGTH OF | OPP. STRENGTH | TEAM     | ADJ. | CONF. | ADJ CONF. |
|----------------------|------|----------|-----------|----------------|-------------|---------------|----------|------|-------|-----------|
| Average RPI Loss: 83 |      | RECORD   | PCT. RANK | GAMES          | SCHEDULE    | OF SCHEDULE   | RPI      | RPI  | RPI   | RPI       |
| DIV. I ONLY          |      | 16- 9    | 93        | 0- 1           | 160         | 237           | 139      | 139  | 18    | 18        |
| DIV. I NON-CONF.     |      | 7- 3     | 83        | 0- 1           | 183         | 247           | 130      | 130  | 21    | 21        |
| TOTALS               |      | RPI 1-25 | RPI 26-50 | W-L RECORDS    | RPI 51-100  | RPI 101-150   | RPI 150+ |      |       |           |
| 16- 9                | 0- 1 |          | 0- 0      | OVERALL        | 0- 5        | 0- 1          | 16- 2    |      |       |           |
| 10- 5                | 0- 0 |          | 0- 0      | HOME           | 0- 3        | 0- 1          | 10- 1    |      |       |           |
| 6- 4                 | 0- 1 |          | 0- 0      | AWAY           | 0- 2        | 0- 0          | 6- 1     |      |       |           |
| 0- 0                 | 0- 0 |          | 0- 0      | NEUTRAL        | 0- 0        | 0- 0          | 0- 0     |      |       |           |
| 7- 3                 | 0- 1 |          | 0- 0      | NON-CONFERENCE | 0- 1        | 0- 1          | 7- 0     |      |       |           |
| 5- 2                 | 0- 0 |          | 0- 0      | HOME           | 0- 1        | 0- 1          | 5- 0     |      |       |           |
| 2- 1                 | 0- 1 |          | 0- 0      | AWAY           | 0- 0        | 0- 0          | 2- 0     |      |       |           |
| 0- 0                 | 0- 0 |          | 0- 0      | NEUTRAL        | 0- 0        | 0- 0          | 0- 0     |      |       |           |
| 9- 6                 | 0- 0 |          | 0- 0      | CONFERENCE     | 0- 4        | 0- 0          | 9- 2     |      |       |           |
| 5- 3                 | 0- 0 |          | 0- 0      | HOME           | 0- 2        | 0- 0          | 5- 1     |      |       |           |
| 4- 3                 | 0- 0 |          | 0- 0      | AWAY           | 0- 2        | 0- 0          | 4- 1     |      |       |           |
| 0- 0                 | 0- 0 |          | 0- 0      | NEUTRAL        | 0- 0        | 0- 0          | 0- 0     |      |       |           |

| RPI 1-25                  |   |                   |       |
|---------------------------|---|-------------------|-------|
| RPI                       | S | Opponent          | Score |
| 1                         | A | Notre Dame        | 68 95 |
| RPI 26-50                 |   |                   |       |
| RPI                       | S | Opponent          | Score |
|                           |   |                   |       |
| RPI 51-100                |   |                   |       |
| RPI                       | S | Opponent          | Score |
| 52                        | H | Villanova         | 48 70 |
| 53                        | A | Bucknell          | 53 71 |
| 53                        | H | Bucknell          | 68 73 |
| 78                        | A | American          | 47 50 |
| 78                        | H | American          | 53 61 |
| RPI 101+                  |   |                   |       |
| RPI                       | S | Opponent          | Score |
| 118                       | H | Charlotte         | 60 62 |
| 155                       | A | Boston U.         | 45 58 |
| 155                       | H | Boston U.         | 48 52 |
| 184                       | H | Holy Cross        | 64 55 |
| 215                       | H | Sacred Heart      | 70 66 |
| 222                       | H | Cornell           | 67 54 |
| 232                       | H | Monmouth          | 63 48 |
| 239                       | A | Navy              | 56 38 |
| 239                       | H | Navy              | 66 55 |
| 248                       | A | Binghamton        | 65 55 |
| 255                       | A | Colgate           | 75 63 |
| 255                       | H | Colgate           | 86 58 |
| 264                       | H | Norfolk St.       | 62 41 |
| 273                       | A | Army West Point   | 73 50 |
| 273                       | H | Army West Point   | 55 46 |
| 296                       | H | Loyola Maryland   | 51 42 |
| 320                       | A | Central Conn. St. | 88 62 |
| 326                       | A | Lafayette         | 70 43 |
| 346                       | H | LIU Brooklyn      | 72 38 |
| Team's RPI: 139           |   |                   |       |
| LAST 12 Division I GAMES: |   |                   |       |
| 118                       | H | Charlotte         | 60 62 |
| 273                       | H | Army West Point   | 55 46 |
| 255                       | A | Colgate           | 75 63 |
| 78                        | A | American          | 47 50 |
| 53                        | H | Bucknell          | 68 73 |
| 155                       | H | Boston U.         | 48 52 |
| 239                       | H | Navy              | 66 55 |
| 296                       | H | Loyola Maryland   | 51 42 |
| 273                       | A | Army West Point   | 73 50 |
| 255                       | H | Colgate           | 86 58 |
| 78                        | H | American          | 53 61 |
| 53                        | A | Bucknell          | 53 71 |

|                  |          |    |    |
|------------------|----------|----|----|
| Non-Div I Games: | Kutztown | 73 | 39 |
|------------------|----------|----|----|

Lehigh

■ Loss, ■ Non-Conf, S Site, H Home A Away N Neutral

Liberty

Through Games Of Feb. 26, 2019

|                              |               |            |                |             |               |            |            |           |           |
|------------------------------|---------------|------------|----------------|-------------|---------------|------------|------------|-----------|-----------|
| Average RPI Win: <b>260</b>  | WON-LOST      | WINNING    | LAST 10        | STRENGTH OF | OPP. STRENGTH | TEAM       | ADJ.       | CONF.     | ADJ CONF. |
| Average RPI Loss: <b>161</b> | RECORD        | PCT. RANK  | GAMES          | SCHEDULE    | OF SCHEDULE   | RPI        | RPI        | RPI       | RPI       |
| DIV. I ONLY                  | <b>11- 15</b> | <b>220</b> | <b>0- 1</b>    | <b>202</b>  | <b>253</b>    | <b>217</b> | <b>217</b> | <b>24</b> | <b>24</b> |
| DIV. I NON-CONF.             | <b>3- 9</b>   | <b>271</b> | <b>0- 1</b>    | <b>127</b>  | <b>204</b>    | <b>238</b> | <b>238</b> | <b>26</b> | <b>26</b> |
| TOTALS                       | RPI 1-25      | RPI 26-50  | W-L RECORDS    | RPI 51-100  | RPI 101-150   | RPI 150+   |            |           |           |
| 11- 15                       | 0- 1          | 0- 1       | OVERALL        | 0- 3        | 1- 1          | 10- 9      |            |           |           |
| 5- 5                         | 0- 0          | 0- 1       | HOME           | 0- 2        | 0- 0          | 5- 2       |            |           |           |
| 5- 7                         | 0- 0          | 0- 0       | AWAY           | 0- 1        | 0- 0          | 5- 6       |            |           |           |
| 1- 3                         | 0- 1          | 0- 0       | NEUTRAL        | 0- 0        | 1- 1          | 0- 1       |            |           |           |
| 3- 9                         | 0- 1          | 0- 1       | NON-CONFERENCE | 0- 1        | 1- 1          | 2- 5       |            |           |           |
| 1- 2                         | 0- 0          | 0- 1       | HOME           | 0- 1        | 0- 0          | 1- 0       |            |           |           |
| 1- 4                         | 0- 0          | 0- 0       | AWAY           | 0- 0        | 0- 0          | 1- 4       |            |           |           |
| 1- 3                         | 0- 1          | 0- 0       | NEUTRAL        | 0- 0        | 1- 1          | 0- 1       |            |           |           |
| 8- 6                         | 0- 0          | 0- 0       | CONFERENCE     | 0- 2        | 0- 0          | 8- 4       |            |           |           |
| 4- 3                         | 0- 0          | 0- 0       | HOME           | 0- 1        | 0- 0          | 4- 2       |            |           |           |
| 4- 3                         | 0- 0          | 0- 0       | AWAY           | 0- 1        | 0- 0          | 4- 2       |            |           |           |
| 0- 0                         | 0- 0          | 0- 0       | NEUTRAL        | 0- 0        | 0- 0          | 0- 0       |            |           |           |

| RPI 1-25                  |   |               |       | RPI 26-50 |   |               |       | RPI 51-100 |   |               |       | RPI 101+ Team's RPI: 217 |   |                    |       |
|---------------------------|---|---------------|-------|-----------|---|---------------|-------|------------|---|---------------|-------|--------------------------|---|--------------------|-------|
| RPI                       | S | Opponent      | Score | RPI       | S | Opponent      | Score | RPI        | S | Opponent      | Score | RPI                      | S | Opponent           | Score |
| 15                        | N | UCF           | 45 53 | 36        | H | James Madison | 53 74 | 60         | H | Virginia Tech | 61 72 | 118                      | N | Charlotte          | 61 63 |
|                           |   |               |       |           |   |               |       | 70         | A | FGCU          | 50 68 | 143                      | N | Duquesne           | 55 51 |
|                           |   |               |       |           |   |               |       | 70         | H | FGCU          | 64 65 | 162                      | A | Chattanooga        | 60 75 |
|                           |   |               |       |           |   |               |       |            |   |               |       | 182                      | A | North Ala.         | 61 57 |
|                           |   |               |       |           |   |               |       |            |   |               |       | 194                      | A | Stetson            | 52 69 |
|                           |   |               |       |           |   |               |       |            |   |               |       | 194                      | H | Stetson            | 56 68 |
|                           |   |               |       |           |   |               |       |            |   |               |       | 207                      | A | Bethune-Cookman    | 76 81 |
|                           |   |               |       |           |   |               |       |            |   |               |       | 223                      | A | East Carolina      | 63 66 |
|                           |   |               |       |           |   |               |       |            |   |               |       | 228                      | A | Jacksonville       | 85 75 |
|                           |   |               |       |           |   |               |       |            |   |               |       | 228                      | H | Jacksonville       | 52 64 |
|                           |   |               |       |           |   |               |       |            |   |               |       | 229                      | H | Saint Francis (PA) | 82 53 |
|                           |   |               |       |           |   |               |       |            |   |               |       | 254                      | A | ETSU               | 89 86 |
|                           |   |               |       |           |   |               |       |            |   |               |       | 264                      | N | Norfolk St.        | 53 66 |
|                           |   |               |       |           |   |               |       |            |   |               |       | 268                      | A | North Florida      | 54 66 |
|                           |   |               |       |           |   |               |       |            |   |               |       | 268                      | H | North Florida      | 69 53 |
|                           |   |               |       |           |   |               |       |            |   |               |       | 297                      | A | Kennesaw St.       | 67 61 |
|                           |   |               |       |           |   |               |       |            |   |               |       | 297                      | H | Kennesaw St.       | 68 55 |
|                           |   |               |       |           |   |               |       |            |   |               |       | 303                      | A | UNC Greensboro     | 45 48 |
|                           |   |               |       |           |   |               |       |            |   |               |       | 317                      | A | Lipscomb           | 77 60 |
|                           |   |               |       |           |   |               |       |            |   |               |       | 317                      | H | Lipscomb           | 74 60 |
|                           |   |               |       |           |   |               |       |            |   |               |       | 325                      | H | NJIT               | 58 47 |
| LAST 12 Division I GAMES: |   |               |       |           |   |               |       |            |   |               |       |                          |   |                    |       |
| 264                       | N | Norfolk St.   | 53 66 | 194       | H | Stetson       | 56 68 |            |   |               |       |                          |   |                    |       |
| 297                       | H | Kennesaw St.  | 68 55 | 325       | H | NJIT          | 58 47 |            |   |               |       |                          |   |                    |       |
| 268                       | A | North Florida | 54 66 | 317       | A | Lipscomb      | 77 60 |            |   |               |       |                          |   |                    |       |
| 182                       | A | North Ala.    | 61 57 | 228       | A | Jacksonville  | 85 75 |            |   |               |       |                          |   |                    |       |
| 317                       | H | Lipscomb      | 74 60 | 268       | H | North Florida | 69 53 |            |   |               |       |                          |   |                    |       |
| 70                        | H | FGCU          | 64 65 | 297       | A | Kennesaw St.  | 67 61 |            |   |               |       |                          |   |                    |       |

Non-Div I Games: West Chester 61 42

Liberty

Loss, Non-Conf, S Site, H Home A Away N Neutral

|                   |          |           |                |            |             |               |      |      |       |           |
|-------------------|----------|-----------|----------------|------------|-------------|---------------|------|------|-------|-----------|
| Average RPI Win:  | 271      | WON-LOST  | WINNING        | LAST 10    | STRENGTH OF | OPP. STRENGTH | TEAM | ADJ. | CONF. | ADJ CONF. |
| Average RPI Loss: | 184      | RECORD    | PCT. RANK      | GAMES      | SCHEDULE    | OF SCHEDULE   | RPI  | RPI  | RPI   | RPI       |
| DIV. I ONLY       | 3- 23    | 340       | 0- 1           | 156        | 293         | 317           | 317  | 24   | 24    |           |
| DIV. I NON-CONF.  | 2- 11    | 316       | 0- 0           | 119        | 302         | 284           | 284  | 26   | 26    |           |
| TOTALS            | RPI 1-25 | RPI 26-50 | W-L RECORDS    | RPI 51-100 | RPI 101-150 | RPI 150+      |      |      |       |           |
| 3- 23             | 0- 0     | 0- 1      | OVERALL        | 0- 5       | 0- 2        | 3- 15         |      |      |       |           |
| 2- 9              | 0- 0     | 0- 0      | HOME           | 0- 1       | 0- 1        | 2- 7          |      |      |       |           |
| 1- 14             | 0- 0     | 0- 1      | AWAY           | 0- 4       | 0- 1        | 1- 8          |      |      |       |           |
| 0- 0              | 0- 0     | 0- 0      | NEUTRAL        | 0- 0       | 0- 0        | 0- 0          |      |      |       |           |
| 2- 11             | 0- 0     | 0- 1      | NON-CONFERENCE | 0- 3       | 0- 2        | 2- 5          |      |      |       |           |
| 1- 4              | 0- 0     | 0- 0      | HOME           | 0- 0       | 0- 1        | 1- 3          |      |      |       |           |
| 1- 7              | 0- 0     | 0- 1      | AWAY           | 0- 3       | 0- 1        | 1- 2          |      |      |       |           |
| 0- 0              | 0- 0     | 0- 0      | NEUTRAL        | 0- 0       | 0- 0        | 0- 0          |      |      |       |           |
| 1- 12             | 0- 0     | 0- 0      | CONFERENCE     | 0- 2       | 0- 0        | 1- 10         |      |      |       |           |
| 1- 5              | 0- 0     | 0- 0      | HOME           | 0- 1       | 0- 0        | 1- 4          |      |      |       |           |
| 0- 7              | 0- 0     | 0- 0      | AWAY           | 0- 1       | 0- 0        | 0- 6          |      |      |       |           |
| 0- 0              | 0- 0     | 0- 0      | NEUTRAL        | 0- 0       | 0- 0        | 0- 0          |      |      |       |           |

| RPI S                     | Opponent      | Score | RPI S | Opponent      | Score | RPI S | Opponent   | Score | RPI S | Opponent           | Score | Team's RPI: 317 |
|---------------------------|---------------|-------|-------|---------------|-------|-------|------------|-------|-------|--------------------|-------|-----------------|
|                           |               |       | 41 A  | Clemson       | 26 68 | 61 A  | Belmont    | 43 83 | 131 A | Morehead St.       | 44 79 |                 |
|                           |               |       |       |               |       | 70 A  | FGCU       | 40 82 | 132 H | UT Martin          | 53 62 |                 |
|                           |               |       |       |               |       | 70 H  | FGCU       | 46 80 | 154 H | Tennessee Tech     | 52 67 |                 |
|                           |               |       |       |               |       | 82 A  | Cincinnati | 55 71 | 182 H | North Ala.         | 60 81 |                 |
|                           |               |       |       |               |       | 97 A  | Georgia    | 45 77 | 194 A | Stetson            | 49 76 |                 |
|                           |               |       |       |               |       |       |            |       | 194 H | Stetson            | 65 80 |                 |
|                           |               |       |       |               |       |       |            |       | 201 H | Jacksonville St.   | 46 58 |                 |
|                           |               |       |       |               |       |       |            |       | 217 A | Liberty            | 60 74 |                 |
|                           |               |       |       |               |       |       |            |       | 217 H | Liberty            | 60 77 |                 |
|                           |               |       |       |               |       |       |            |       | 228 A | Jacksonville       | 47 62 |                 |
|                           |               |       |       |               |       |       |            |       | 228 H | Jacksonville       | 61 58 |                 |
|                           |               |       |       |               |       |       |            |       | 260 A | Austin Peay        | 58 70 |                 |
|                           |               |       |       |               |       |       |            |       | 267 A | Murray St.         | 61 97 |                 |
|                           |               |       |       |               |       |       |            |       | 268 A | North Florida      | 66 72 |                 |
|                           |               |       |       |               |       |       |            |       | 268 H | North Florida      | 53 68 |                 |
|                           |               |       |       |               |       |       |            |       | 287 H | Col. of Charleston | 63 65 |                 |
|                           |               |       |       |               |       |       |            |       | 288 A | Alabama A&M        | 62 58 |                 |
|                           |               |       |       |               |       |       |            |       | 297 A | Kennesaw St.       | 36 67 |                 |
|                           |               |       |       |               |       |       |            |       | 298 H | Tennessee St.      | 64 62 |                 |
|                           |               |       |       |               |       |       |            |       | 325 A | NJIT               | 67 80 |                 |
| LAST 12 Division I GAMES: |               |       |       |               |       |       |            |       |       |                    |       |                 |
| 70 H                      | FGCU          | 46 80 | 217 H | Liberty       | 60 77 |       |            |       |       |                    |       |                 |
| 297 A                     | Kennesaw St.  | 36 67 | 194 A | Stetson       | 49 76 |       |            |       |       |                    |       |                 |
| 217 A                     | Liberty       | 60 74 | 70 A  | FGCU          | 40 82 |       |            |       |       |                    |       |                 |
| 228 H                     | Jacksonville  | 61 58 | 325 A | NJIT          | 67 80 |       |            |       |       |                    |       |                 |
| 268 A                     | North Florida | 66 72 | 194 H | Stetson       | 65 80 |       |            |       |       |                    |       |                 |
| 182 H                     | North Ala.    | 60 81 | 268 H | North Florida | 53 68 |       |            |       |       |                    |       |                 |

Non-Div I Games:

Lipscomb

■ Loss, 
 ■ Non-Conf, 
 ■ S Site, 
 ■ H Home 
 ■ A Away 
 N Neutral



Little Rock

Through Games Of Feb. 26, 2019

|                   |          |           |                |            |             |               |      |      |       |           |
|-------------------|----------|-----------|----------------|------------|-------------|---------------|------|------|-------|-----------|
| Average RPI Win:  | 170      | WON-LOST  | WINNING        | LAST 10    | STRENGTH OF | OPP. STRENGTH | TEAM | ADJ. | CONF. | ADJ CONF. |
| Average RPI Loss: | 80       | RECORD    | PCT. RANK      | GAMES      | SCHEDULE    | OF SCHEDULE   | RPI  | RPI  | RPI   | RPI       |
| DIV. I ONLY       | 15- 10   | 118       | 0- 1           | 37         | 108         | 68            | 68   | 12   | 12    |           |
| DIV. I NON-CONF.  | 4- 7     | 228       | 0- 0           | 44         | 18          | 139           | 139  | 14   | 14    |           |
| TOTALS            | RPI 1-25 | RPI 26-50 | W-L RECORDS    | RPI 51-100 | RPI 101-150 | RPI 150+      |      |      |       |           |
| 15- 10            | 0- 2     | 0- 2      | OVERALL        | 3- 3       | 3- 1        | 9- 2          |      |      |       |           |
| 8- 5              | 0- 2     | 0- 2      | HOME           | 2- 0       | 1- 1        | 5- 0          |      |      |       |           |
| 7- 5              | 0- 0     | 0- 0      | AWAY           | 1- 3       | 2- 0        | 4- 2          |      |      |       |           |
| 0- 0              | 0- 0     | 0- 0      | NEUTRAL        | 0- 0       | 0- 0        | 0- 0          |      |      |       |           |
| 4- 7              | 0- 2     | 0- 2      | NON-CONFERENCE | 0- 2       | 0- 1        | 4- 0          |      |      |       |           |
| 1- 5              | 0- 2     | 0- 2      | HOME           | 0- 0       | 0- 1        | 1- 0          |      |      |       |           |
| 3- 2              | 0- 0     | 0- 0      | AWAY           | 0- 2       | 0- 0        | 3- 0          |      |      |       |           |
| 0- 0              | 0- 0     | 0- 0      | NEUTRAL        | 0- 0       | 0- 0        | 0- 0          |      |      |       |           |
| 11- 3             | 0- 0     | 0- 0      | CONFERENCE     | 3- 1       | 3- 0        | 5- 2          |      |      |       |           |
| 7- 0              | 0- 0     | 0- 0      | HOME           | 2- 0       | 1- 0        | 4- 0          |      |      |       |           |
| 4- 3              | 0- 0     | 0- 0      | AWAY           | 1- 1       | 2- 0        | 1- 2          |      |      |       |           |
| 0- 0              | 0- 0     | 0- 0      | NEUTRAL        | 0- 0       | 0- 0        | 0- 0          |      |      |       |           |

| RPI 1-25                  |   |                 |       | RPI 26-50 |   |                 |       | RPI 51-100 Team's RPI: 68 |   |              |       | RPI 101+ |   |                 |       |
|---------------------------|---|-----------------|-------|-----------|---|-----------------|-------|---------------------------|---|--------------|-------|----------|---|-----------------|-------|
| RPI                       | S | Opponent        | Score | RPI       | S | Opponent        | Score | RPI                       | S | Opponent     | Score | RPI      | S | Opponent        | Score |
| 9                         | H | Mississippi St. | 63 98 | 35        | H | Rice            | 65 79 | 67                        | A | LSU          | 45 60 | 101      | A | South Alabama   | 65 42 |
| 22                        | H | Texas A&M       | 40 61 | 37        | H | Kansas St.      | 47 53 | 69                        | A | Missouri St. | 44 48 | 101      | H | South Alabama   | 47 44 |
|                           |   |                 |       |           |   |                 |       | 94                        | A | UT Arlington | 62 61 | 119      | H | Western Ky.     | 56 68 |
|                           |   |                 |       |           |   |                 |       | 94                        | H | UT Arlington | 68 65 | 142      | A | Appalachian St. | 74 59 |
|                           |   |                 |       |           |   |                 |       | 96                        | A | Troy         | 66 71 | 158      | A | Tulsa           | 63 53 |
|                           |   |                 |       |           |   |                 |       | 96                        | H | Troy         | 76 72 | 163      | A | Coastal Caro.   | 60 47 |
|                           |   |                 |       |           |   |                 |       |                           |   |              |       | 168      | A | Texas St.       | 48 50 |
|                           |   |                 |       |           |   |                 |       |                           |   |              |       | 168      | H | Texas St.       | 62 47 |
|                           |   |                 |       |           |   |                 |       |                           |   |              |       | 172      | A | Louisiana Tech  | 69 58 |
|                           |   |                 |       |           |   |                 |       |                           |   |              |       | 175      | A | Arkansas St.    | 58 62 |
|                           |   |                 |       |           |   |                 |       |                           |   |              |       | 175      | H | Arkansas St.    | 68 55 |
|                           |   |                 |       |           |   |                 |       |                           |   |              |       | 210      | A | Memphis         | 63 60 |
|                           |   |                 |       |           |   |                 |       |                           |   |              |       | 258      | H | Louisiana       | 62 48 |
|                           |   |                 |       |           |   |                 |       |                           |   |              |       | 304      | H | Fla. Atlantic   | 61 38 |
|                           |   |                 |       |           |   |                 |       |                           |   |              |       | 316      | H | La.-Monroe      | 63 44 |
| LAST 12 Division I GAMES: |   |                 |       |           |   |                 |       |                           |   |              |       |          |   |                 |       |
| 175                       | A | Arkansas St.    | 58 62 | 142       | A | Appalachian St. | 74 59 |                           |   |              |       |          |   |                 |       |
| 168                       | A | Texas St.       | 48 50 | 163       | A | Coastal Caro.   | 60 47 |                           |   |              |       |          |   |                 |       |
| 94                        | A | UT Arlington    | 62 61 | 94        | H | UT Arlington    | 68 65 |                           |   |              |       |          |   |                 |       |
| 101                       | H | South Alabama   | 47 44 | 168       | H | Texas St.       | 62 47 |                           |   |              |       |          |   |                 |       |
| 96                        | H | Troy            | 76 72 | 101       | A | South Alabama   | 65 42 |                           |   |              |       |          |   |                 |       |
| 175                       | H | Arkansas St.    | 68 55 | 96        | A | Troy            | 66 71 |                           |   |              |       |          |   |                 |       |

Non-Div I Games:

Little Rock

Loss, Non-Conf, S Site, H Home A Away N Neutral



|                              |          |           |                |             |               |          |      |       |           |
|------------------------------|----------|-----------|----------------|-------------|---------------|----------|------|-------|-----------|
| Average RPI Win: <b>260</b>  | WON-LOST | WINNING   | LAST 10        | STRENGTH OF | OPP. STRENGTH | TEAM     | ADJ. | CONF. | ADJ CONF. |
| Average RPI Loss: <b>202</b> | RECORD   | PCT. RANK | GAMES          | SCHEDULE    | OF SCHEDULE   | RPI      | RPI  | RPI   | RPI       |
| DIV. I ONLY                  | 3- 23    | 340       | 0- 1           | 201         | 333           | 335      | 335  | 27    | 27        |
| DIV. I NON-CONF.             | 1- 9     | 326       | 0- 0           | 157         | 342           | 332      | 332  | 29    | 29        |
| TOTALS                       | RPI 1-25 | RPI 26-50 | W-L RECORDS    | RPI 51-100  | RPI 101-150   | RPI 150+ |      |       |           |
| 3- 23                        | 0- 0     | 0- 0      | OVERALL        | 0- 4        | 0- 3          | 3- 16    |      |       |           |
| 3- 10                        | 0- 0     | 0- 0      | HOME           | 0- 1        | 0- 1          | 3- 8     |      |       |           |
| 0- 12                        | 0- 0     | 0- 0      | AWAY           | 0- 3        | 0- 2          | 0- 7     |      |       |           |
| 0- 1                         | 0- 0     | 0- 0      | NEUTRAL        | 0- 0        | 0- 0          | 0- 1     |      |       |           |
| 1- 9                         | 0- 0     | 0- 0      | NON-CONFERENCE | 0- 2        | 0- 1          | 1- 6     |      |       |           |
| 1- 4                         | 0- 0     | 0- 0      | HOME           | 0- 0        | 0- 0          | 1- 4     |      |       |           |
| 0- 4                         | 0- 0     | 0- 0      | AWAY           | 0- 2        | 0- 1          | 0- 1     |      |       |           |
| 0- 1                         | 0- 0     | 0- 0      | NEUTRAL        | 0- 0        | 0- 0          | 0- 1     |      |       |           |
| 2- 14                        | 0- 0     | 0- 0      | CONFERENCE     | 0- 2        | 0- 2          | 2- 10    |      |       |           |
| 2- 6                         | 0- 0     | 0- 0      | HOME           | 0- 1        | 0- 1          | 2- 4     |      |       |           |
| 0- 8                         | 0- 0     | 0- 0      | AWAY           | 0- 1        | 0- 1          | 0- 6     |      |       |           |
| 0- 0                         | 0- 0     | 0- 0      | NEUTRAL        | 0- 0        | 0- 0          | 0- 0     |      |       |           |

| RPI 1-25                  |   |          |       | RPI 26-50 |   |               |       | RPI 51-100 |   |               |       | RPI 101+ |   |                    |        | Team's RPI: 335 |  |
|---------------------------|---|----------|-------|-----------|---|---------------|-------|------------|---|---------------|-------|----------|---|--------------------|--------|-----------------|--|
| RPI                       | S | Opponent | Score | RPI       | S | Opponent      | Score | RPI        | S | Opponent      | Score | RPI      | S | Opponent           | Score  |                 |  |
|                           |   |          |       |           |   |               |       | 60         | A | Virginia Tech | 39 93 | 120      | A | UNCW               | 33 35  |                 |  |
|                           |   |          |       |           |   |               |       | 76         | A | Radford       | 52 81 | 123      | A | High Point         | 47 70  |                 |  |
|                           |   |          |       |           |   |               |       | 76         | H | Radford       | 34 68 | 123      | H | High Point         | 54 65  |                 |  |
|                           |   |          |       |           |   |               |       | 100        | A | VCU           | 55 84 | 186      | A | UNC Asheville      | 55 80  |                 |  |
|                           |   |          |       |           |   |               |       |            |   |               |       | 186      | H | UNC Asheville      | 57 68  |                 |  |
|                           |   |          |       |           |   |               |       |            |   |               |       | 193      | H | UMES               | 83 71  |                 |  |
|                           |   |          |       |           |   |               |       |            |   |               |       | 200      | A | Hampton            | 40 66  |                 |  |
|                           |   |          |       |           |   |               |       |            |   |               |       | 200      | H | Hampton            | 70 86  |                 |  |
|                           |   |          |       |           |   |               |       |            |   |               |       | 204      | H | Eastern Mich.      | 45 64  |                 |  |
|                           |   |          |       |           |   |               |       |            |   |               |       | 214      | H | Campbell           | 60 66  |                 |  |
|                           |   |          |       |           |   |               |       |            |   |               |       | 223      | N | East Carolina      | 52 61  |                 |  |
|                           |   |          |       |           |   |               |       |            |   |               |       | 229      | H | Saint Francis (PA) | 88 91  |                 |  |
|                           |   |          |       |           |   |               |       |            |   |               |       | 244      | A | Gardner-Webb       | 78 80  |                 |  |
|                           |   |          |       |           |   |               |       |            |   |               |       | 244      | H | Gardner-Webb       | 85 79  |                 |  |
|                           |   |          |       |           |   |               |       |            |   |               |       | 259      | H | Wofford            | 72 101 |                 |  |
|                           |   |          |       |           |   |               |       |            |   |               |       | 264      | A | Norfolk St.        | 42 74  |                 |  |
|                           |   |          |       |           |   |               |       |            |   |               |       | 289      | A | Winthrop           | 69 77  |                 |  |
|                           |   |          |       |           |   |               |       |            |   |               |       | 293      | H | Charleston So.     | 74 81  |                 |  |
|                           |   |          |       |           |   |               |       |            |   |               |       | 311      | H | Wagner             | 60 86  |                 |  |
|                           |   |          |       |           |   |               |       |            |   |               |       | 330      | A | Presbyterian       | 66 81  |                 |  |
|                           |   |          |       |           |   |               |       |            |   |               |       | 342      | A | USC Upstate        | 67 72  |                 |  |
|                           |   |          |       |           |   |               |       |            |   |               |       | 342      | H | USC Upstate        | 80 58  |                 |  |
| LAST 12 Division I GAMES: |   |          |       |           |   |               |       |            |   |               |       |          |   |                    |        |                 |  |
|                           |   |          |       | 123       | A | High Point    | 47 70 |            |   |               |       | 123      | H | High Point         | 54 65  |                 |  |
|                           |   |          |       | 200       | H | Hampton       | 70 86 |            |   |               |       | 244      | H | Gardner-Webb       | 85 79  |                 |  |
|                           |   |          |       | 186       | H | UNC Asheville | 57 68 |            |   |               |       | 214      | H | Campbell           | 60 66  |                 |  |
|                           |   |          |       | 76        | A | Radford       | 52 81 |            |   |               |       | 342      | A | USC Upstate        | 67 72  |                 |  |
|                           |   |          |       | 342       | H | USC Upstate   | 80 58 |            |   |               |       | 186      | A | UNC Asheville      | 55 80  |                 |  |
|                           |   |          |       | 244       | A | Gardner-Webb  | 78 80 |            |   |               |       | 76       | H | Radford            | 34 68  |                 |  |

Non-Div I Games:

Longwood

■ Loss, 
 ■ Non-Conf, 
 ■ S Site, 
 ■ H Home 
 ■ A Away 
 N Neutral

| Average RPI Win: 256  |      | WON-LOST | WINNING   | LAST 10        | STRENGTH OF | OPP. STRENGTH | TEAM     | ADJ. | CONF. | ADJ CONF. |
|-----------------------|------|----------|-----------|----------------|-------------|---------------|----------|------|-------|-----------|
| Average RPI Loss: 137 |      | RECORD   | PCT. RANK | GAMES          | SCHEDULE    | OF SCHEDULE   | RPI      | RPI  | RPI   | RPI       |
| DIV. I ONLY           |      | 7- 17    | 279       | 0- 1           | 145         | 173           | 258      | 258  | 12    | 12        |
| DIV. I NON-CONF.      |      | 2- 8     | 293       | 0- 0           | 125         | 193           | 263      | 263  | 14    | 14        |
| TOTALS                |      | RPI 1-25 | RPI 26-50 | W-L RECORDS    | RPI 51-100  | RPI 101-150   | RPI 150+ |      |       |           |
| 7- 17                 | 0- 1 |          | 0- 1      | OVERALL        | 0- 5        | 2- 2          | 5- 8     |      |       |           |
| 5- 6                  | 0- 0 |          | 0- 0      | HOME           | 0- 3        | 2- 0          | 3- 3     |      |       |           |
| 2- 10                 | 0- 1 |          | 0- 1      | AWAY           | 0- 2        | 0- 2          | 2- 4     |      |       |           |
| 0- 1                  | 0- 0 |          | 0- 0      | NEUTRAL        | 0- 0        | 0- 0          | 0- 1     |      |       |           |
| 2- 8                  | 0- 1 |          | 0- 1      | NON-CONFERENCE | 0- 2        | 0- 0          | 2- 4     |      |       |           |
| 1- 3                  | 0- 0 |          | 0- 0      | HOME           | 0- 2        | 0- 0          | 1- 1     |      |       |           |
| 1- 4                  | 0- 1 |          | 0- 1      | AWAY           | 0- 0        | 0- 0          | 1- 2     |      |       |           |
| 0- 1                  | 0- 0 |          | 0- 0      | NEUTRAL        | 0- 0        | 0- 0          | 0- 1     |      |       |           |
| 5- 9                  | 0- 0 |          | 0- 0      | CONFERENCE     | 0- 3        | 2- 2          | 3- 4     |      |       |           |
| 4- 3                  | 0- 0 |          | 0- 0      | HOME           | 0- 1        | 2- 0          | 2- 2     |      |       |           |
| 1- 6                  | 0- 0 |          | 0- 0      | AWAY           | 0- 2        | 0- 2          | 1- 2     |      |       |           |
| 0- 0                  | 0- 0 |          | 0- 0      | NEUTRAL        | 0- 0        | 0- 0          | 0- 0     |      |       |           |

| RPI 1-25                  |   |                 |        | RPI 26-50 |   |               |       | RPI 51-100 |   |                  |       | RPI 101+ |   |                    |       | Team's RPI: 258 |  |
|---------------------------|---|-----------------|--------|-----------|---|---------------|-------|------------|---|------------------|-------|----------|---|--------------------|-------|-----------------|--|
| RPI                       | S | Opponent        | Score  | RPI       | S | Opponent      | Score | RPI        | S | Opponent         | Score | RPI      | S | Opponent           | Score |                 |  |
| 9                         | A | Mississippi St. | 36 104 | 47        | A | Auburn        | 59 71 | 59         | H | Lamar University | 77 79 | 101      | A | South Alabama      | 60 83 |                 |  |
|                           |   |                 |        |           |   |               |       | 67         | H | LSU              | 54 76 | 134      | A | Georgia St.        | 71 74 |                 |  |
|                           |   |                 |        |           |   |               |       | 68         | A | Little Rock      | 48 62 | 134      | H | Georgia St.        | 57 54 |                 |  |
|                           |   |                 |        |           |   |               |       | 94         | H | UT Arlington     | 61 76 | 142      | H | Appalachian St.    | 73 55 |                 |  |
|                           |   |                 |        |           |   |               |       | 96         | A | Troy             | 64 90 | 163      | H | Coastal Caro.      | 58 76 |                 |  |
|                           |   |                 |        |           |   |               |       |            |   |                  |       | 168      | H | Texas St.          | 65 71 |                 |  |
|                           |   |                 |        |           |   |               |       |            |   |                  |       | 175      | A | Arkansas St.       | 75 87 |                 |  |
|                           |   |                 |        |           |   |               |       |            |   |                  |       | 183      | H | Sam Houston St.    | 62 68 |                 |  |
|                           |   |                 |        |           |   |               |       |            |   |                  |       | 206      | A | Ole Miss           | 57 79 |                 |  |
|                           |   |                 |        |           |   |               |       |            |   |                  |       | 225      | A | UTRGV              | 60 75 |                 |  |
|                           |   |                 |        |           |   |               |       |            |   |                  |       | 246      | N | A&M-Corpus Christi | 63 64 |                 |  |
|                           |   |                 |        |           |   |               |       |            |   |                  |       | 277      | H | Jackson St.        | 68 61 |                 |  |
|                           |   |                 |        |           |   |               |       |            |   |                  |       | 284      | A | Ga. Southern       | 71 79 |                 |  |
|                           |   |                 |        |           |   |               |       |            |   |                  |       | 284      | H | Ga. Southern       | 59 48 |                 |  |
|                           |   |                 |        |           |   |               |       |            |   |                  |       | 316      | A | La.-Monroe         | 55 52 |                 |  |
|                           |   |                 |        |           |   |               |       |            |   |                  |       | 316      | H | La.-Monroe         | 52 45 |                 |  |
|                           |   |                 |        |           |   |               |       |            |   |                  |       | 323      | A | McNeese            | 70 59 |                 |  |
| LAST 12 Division I GAMES: |   |                 |        |           |   |               |       |            |   |                  |       |          |   |                    |       |                 |  |
| 168                       | H | Texas St.       | 65 71  | 94        | H | UT Arlington  | 61 76 |            |   |                  |       |          |   |                    |       |                 |  |
| 316                       | A | La.-Monroe      | 55 52  | 96        | A | Troy          | 64 90 |            |   |                  |       |          |   |                    |       |                 |  |
| 134                       | A | Georgia St.     | 71 74  | 101       | A | South Alabama | 60 83 |            |   |                  |       |          |   |                    |       |                 |  |
| 284                       | A | Ga. Southern    | 71 79  | 316       | H | La.-Monroe    | 52 45 |            |   |                  |       |          |   |                    |       |                 |  |
| 163                       | H | Coastal Caro.   | 58 76  | 284       | H | Ga. Southern  | 59 48 |            |   |                  |       |          |   |                    |       |                 |  |
| 142                       | H | Appalachian St. | 73 55  | 134       | H | Georgia St.   | 57 54 |            |   |                  |       |          |   |                    |       |                 |  |

Non-Div I Games: Dillard

69 72

Louisiana

Loss, Non-Conf, S Site, H Home A Away N Neutral

|                   |          |           |                |            |             |               |      |      |       |           |
|-------------------|----------|-----------|----------------|------------|-------------|---------------|------|------|-------|-----------|
| Average RPI Win:  | 212      | WON-LOST  | WINNING        | LAST 10    | STRENGTH OF | OPP. STRENGTH | TEAM | ADJ. | CONF. | ADJ CONF. |
| Average RPI Loss: | 139      | RECORD    | PCT. RANK      | GAMES      | SCHEDULE    | OF SCHEDULE   | RPI  | RPI  | RPI   | RPI       |
| DIV. I ONLY       | 13- 13   | 170       | 1- 0           | 191        | 118         | 172           | 172  | 14   | 14    |           |
| DIV. I NON-CONF.  | 7- 5     | 132       | 1- 0           | 253        | 73          | 148           | 148  | 17   | 17    |           |
| TOTALS            | RPI 1-25 | RPI 26-50 | W-L RECORDS    | RPI 51-100 | RPI 101-150 | RPI 150+      |      |      |       |           |
| 13- 13            | 0- 1     | 0- 1      | OVERALL        | 1- 4       | 3- 1        | 9- 6          |      |      |       |           |
| 7- 4              | 0- 0     | 0- 1      | HOME           | 1- 2       | 1- 0        | 5- 1          |      |      |       |           |
| 5- 8              | 0- 1     | 0- 0      | AWAY           | 0- 1       | 1- 1        | 4- 5          |      |      |       |           |
| 1- 1              | 0- 0     | 0- 0      | NEUTRAL        | 0- 1       | 1- 0        | 0- 0          |      |      |       |           |
| 7- 5              | 0- 1     | 0- 0      | NON-CONFERENCE | 1- 2       | 1- 0        | 5- 2          |      |      |       |           |
| 3- 1              | 0- 0     | 0- 0      | HOME           | 1- 1       | 0- 0        | 2- 0          |      |      |       |           |
| 3- 3              | 0- 1     | 0- 0      | AWAY           | 0- 0       | 0- 0        | 3- 2          |      |      |       |           |
| 1- 1              | 0- 0     | 0- 0      | NEUTRAL        | 0- 1       | 1- 0        | 0- 0          |      |      |       |           |
| 6- 8              | 0- 0     | 0- 1      | CONFERENCE     | 0- 2       | 2- 1        | 4- 4          |      |      |       |           |
| 4- 3              | 0- 0     | 0- 1      | HOME           | 0- 1       | 1- 0        | 3- 1          |      |      |       |           |
| 2- 5              | 0- 0     | 0- 0      | AWAY           | 0- 1       | 1- 1        | 1- 3          |      |      |       |           |
| 0- 0              | 0- 0     | 0- 0      | NEUTRAL        | 0- 0       | 0- 0        | 0- 0          |      |      |       |           |

| RPI 1-25                  |   |                | RPI 26-50 |     |   | RPI 51-100    |       |     | RPI 101+ |              |        | Team's RPI: 172              |
|---------------------------|---|----------------|-----------|-----|---|---------------|-------|-----|----------|--------------|--------|------------------------------|
| RPI                       | S | Opponent       | Score     | RPI | S | Opponent      | Score | RPI | S        | Opponent     | Score  |                              |
| 19                        | A | Arizona St.    | 44 80     | 35  | H | Rice          | 51 61 | 62  | A        | Middle Tenn. | 38 75  | 103 A UAB 73 68              |
|                           |   |                |           |     |   |               |       | 68  | H        | Little Rock  | 58 69  | 118 H Charlotte 88 51        |
|                           |   |                |           |     |   |               |       | 69  | N        | Missouri St. | 70 82  | 119 A Western Ky. 76 81      |
|                           |   |                |           |     |   |               |       | 87  | H        | Old Dominion | 59 70  | 147 N Alabama 79 62          |
|                           |   |                |           |     |   |               |       | 91  | H        | Houston      | 100 88 | 175 A Arkansas St. 80 70     |
|                           |   |                |           |     |   |               |       |     |          |              |        | 176 H North Texas 54 65      |
|                           |   |                |           |     |   |               |       |     |          |              |        | 180 A Southern Miss. 70 74   |
|                           |   |                |           |     |   |               |       |     |          |              |        | 180 H Southern Miss. 106 85  |
|                           |   |                |           |     |   |               |       |     |          |              |        | 202 A Marshall 88 90         |
|                           |   |                |           |     |   |               |       |     |          |              |        | 206 H Ole Miss 80 71         |
|                           |   |                |           |     |   |               |       |     |          |              |        | 210 A Memphis 66 50          |
|                           |   |                |           |     |   |               |       |     |          |              |        | 237 A UMKC 70 80             |
|                           |   |                |           |     |   |               |       |     |          |              |        | 245 A Wichita St. 56 70      |
|                           |   |                |           |     |   |               |       |     |          |              |        | 278 A UTEP 74 64             |
|                           |   |                |           |     |   |               |       |     |          |              |        | 304 H Fla. Atlantic 86 55    |
|                           |   |                |           |     |   |               |       |     |          |              |        | 305 A UTSA 68 70             |
|                           |   |                |           |     |   |               |       |     |          |              |        | 306 H Southeastern La. 72 53 |
|                           |   |                |           |     |   |               |       |     |          |              |        | 315 H FIU 90 72              |
|                           |   |                |           |     |   |               |       |     |          |              |        | 323 A McNeese 89 48          |
| LAST 12 Division I GAMES: |   |                |           |     |   |               |       |     |          |              |        |                              |
| 147                       | N | Alabama        | 79 62     | 304 | H | Fla. Atlantic | 86 55 | 119 | A        | Western Ky.  | 76 81  |                              |
| 180                       | A | Southern Miss. | 70 74     | 202 | A | Marshall      | 88 90 | 118 | H        | Charlotte    | 88 51  |                              |
| 305                       | A | UTSA           | 68 70     | 87  | H | Old Dominion  | 59 70 | 87  | H        | Old Dominion | 59 70  |                              |
| 278                       | A | UTEP           | 74 64     | 62  | A | Middle Tenn.  | 38 75 |     |          |              |        |                              |
| 180                       | H | Southern Miss. | 106 85    |     |   |               |       |     |          |              |        |                              |
| 315                       | H | FIU            | 90 72     |     |   |               |       |     |          |              |        |                              |

Non-Div I Games: LSU-Alexandria 112 70

Louisiana Tech

■ Loss, 
■ Non-Conf, 
■ S Site, 
■ H Home 
■ A Away 
N Neutral

| 2015-16           |          |          |           | Through Games Of Feb. 10, 2016 |             |               |          |      |       |           |
|-------------------|----------|----------|-----------|--------------------------------|-------------|---------------|----------|------|-------|-----------|
| Average RPI Win:  | 87       | WON-LOST | WINNING   | LAST 10                        | STRENGTH OF | OPP. STRENGTH | TEAM     | ADJ. | CONF. | ADJ CONF. |
| Average RPI Loss: | 10       | RECORD   | PCT. RANK | GAMES                          | SCHEDULE    | OF SCHEDULE   | RPI      | RPI  | RPI   | RPI       |
| DIV. I ONLY       | 25- 2    | 3        | 1- 0      | 9                              | 1           | 3             | 3        | 1    | 1     |           |
| DIV. I NON-CONF.  | 13- 0    | 1        | 0- 0      | 15                             | 24          | 2             | 2        | 1    | 1     |           |
| TOTALS            | RPI 1-25 |          | RPI 26-50 | W-L RECORDS                    | RPI 51-100  | RPI 101-150   | RPI 150+ |      |       |           |
| 25- 2             | 6- 2     |          | 4- 0      | OVERALL                        | 6- 0        | 6- 0          | 3- 0     |      |       |           |
| 13- 1             | 3- 1     |          | 3- 0      | HOME                           | 2- 0        | 3- 0          | 2- 0     |      |       |           |
| 10- 1             | 2- 1     |          | 1- 0      | AWAY                           | 4- 0        | 2- 0          | 1- 0     |      |       |           |
| 2- 0              | 1- 0     |          | 0- 0      | NEUTRAL                        | 0- 0        | 1- 0          | 0- 0     |      |       |           |
| 13- 0             | 4- 0     |          | 1- 0      | NON-CONFERENCE                 | 2- 0        | 3- 0          | 3- 0     |      |       |           |
| 7- 0              | 2- 0     |          | 1- 0      | HOME                           | 1- 0        | 1- 0          | 2- 0     |      |       |           |
| 4- 0              | 1- 0     |          | 0- 0      | AWAY                           | 1- 0        | 1- 0          | 1- 0     |      |       |           |
| 2- 0              | 1- 0     |          | 0- 0      | NEUTRAL                        | 0- 0        | 1- 0          | 0- 0     |      |       |           |
| 12- 2             | 2- 2     |          | 3- 0      | CONFERENCE                     | 4- 0        | 3- 0          | 0- 0     |      |       |           |
| 6- 1              | 1- 1     |          | 2- 0      | HOME                           | 1- 0        | 2- 0          | 0- 0     |      |       |           |
| 6- 1              | 1- 1     |          | 1- 0      | AWAY                           | 3- 0        | 1- 0          | 0- 0     |      |       |           |
| 0- 0              | 0- 0     |          | 0- 0      | NEUTRAL                        | 0- 0        | 0- 0          | 0- 0     |      |       |           |

| RPI                       | S | Opponent       | Score | RPI | S | Opponent       | Score | RPI | S | Opponent      | Score | RPI | S | Opponent       | Score  |
|---------------------------|---|----------------|-------|-----|---|----------------|-------|-----|---|---------------|-------|-----|---|----------------|--------|
| 1                         | A | Notre Dame     | 68 82 | 31  | H | North Carolina | 73 66 | 57  | A | Boise St.     | 74 55 | 113 | N | Hartford       | 86 69  |
| 6                         | H | UConn          | 78 69 | 40  | H | Georgia Tech   | 61 44 | 60  | A | Virginia Tech | 72 63 | 115 | H | Boston College | 87 51  |
| 12                        | H | Syracuse       | 76 51 | 41  | A | Clemson        | 76 44 | 84  | A | Duke          | 73 51 | 119 | A | Western Ky.    | 102 80 |
| 17                        | H | Kentucky       | 80 75 | 42  | H | Miami (OH)     | 95 73 | 86  | H | Nebraska      | 85 68 | 124 | H | Pittsburgh     | 70 42  |
| 18                        | H | Miami (FL)     | 73 79 |     |   |                |       | 98  | A | Virginia      | 71 49 | 128 | A | Wake Forest    | 73 49  |
| 19                        | N | Arizona St.    | 58 56 |     |   |                |       | 98  | H | Virginia      | 91 43 | 132 | H | UT Martin      | 102 62 |
| 20                        | A | Florida St.    | 68 49 |     |   |                |       |     |   |               |       | 162 | A | Chattanooga    | 75 49  |
| 23                        | A | Central Mich.  | 72 68 |     |   |                |       |     |   |               |       | 253 | H | Northern Ky.   | 92 59  |
|                           |   |                |       |     |   |                |       |     |   |               |       | 298 | H | Tennessee St.  | 107 52 |
| LAST 12 Division I GAMES: |   |                |       |     |   |                |       |     |   |               |       |     |   |                |        |
| 115                       | H | Boston College | 87 51 | 6   | H | UConn          | 78 69 | 124 | H | Pittsburgh    | 70 42 | 20  | A | Florida St.    | 68 49  |
| 98                        | A | Virginia       | 71 49 | 128 | A | Wake Forest    | 73 49 | 98  | H | Virginia      | 91 43 | 40  | H | Georgia Tech   | 61 44  |
| 18                        | H | Miami (FL)     | 73 79 |     |   |                |       |     |   |               |       |     |   |                |        |
| 60                        | A | Virginia Tech  | 72 63 |     |   |                |       |     |   |               |       |     |   |                |        |
| 12                        | H | Syracuse       | 76 51 |     |   |                |       |     |   |               |       |     |   |                |        |
| 41                        | A | Clemson        | 76 44 |     |   |                |       |     |   |               |       |     |   |                |        |

Non-Div I Games:

Louisville

■ Loss, 
■ Non-Conf, S Site, 
■ Home 
■ Away 
N Neutral

| Average RPI Win:  | 281      | WON-LOST  | WINNING        | LAST 10    | STRENGTH OF | OPP. STRENGTH | TEAM | ADJ. | CONF. | ADJ CONF. |
|-------------------|----------|-----------|----------------|------------|-------------|---------------|------|------|-------|-----------|
| Average RPI Loss: | 107      | RECORD    | PCT. RANK      | GAMES      | SCHEDULE    | OF SCHEDULE   | RPI  | RPI  | RPI   | RPI       |
| DIV. I ONLY       | 12- 14   | 195       | 0- 1           | 265        | 180         | 243           | 243  | 13   | 13    |           |
| DIV. I NON-CONF.  | 6- 5     | 143       | 0- 0           | 337        | 284         | 278           | 278  | 15   | 15    |           |
| TOTALS            | RPI 1-25 | RPI 26-50 | W-L RECORDS    | RPI 51-100 | RPI 101-150 | RPI 150+      |      |      |       |           |
| 12- 14            | 0- 3     | 0- 0      | OVERALL        | 0- 5       | 0- 1        | 12- 5         |      |      |       |           |
| 8- 7              | 0- 2     | 0- 0      | HOME           | 0- 2       | 0- 0        | 8- 3          |      |      |       |           |
| 4- 7              | 0- 1     | 0- 0      | AWAY           | 0- 3       | 0- 1        | 4- 2          |      |      |       |           |
| 0- 0              | 0- 0     | 0- 0      | NEUTRAL        | 0- 0       | 0- 0        | 0- 0          |      |      |       |           |
| 6- 5              | 0- 1     | 0- 0      | NON-CONFERENCE | 0- 1       | 0- 1        | 6- 2          |      |      |       |           |
| 4- 2              | 0- 1     | 0- 0      | HOME           | 0- 0       | 0- 0        | 4- 1          |      |      |       |           |
| 2- 3              | 0- 0     | 0- 0      | AWAY           | 0- 1       | 0- 1        | 2- 1          |      |      |       |           |
| 0- 0              | 0- 0     | 0- 0      | NEUTRAL        | 0- 0       | 0- 0        | 0- 0          |      |      |       |           |
| 6- 9              | 0- 2     | 0- 0      | CONFERENCE     | 0- 4       | 0- 0        | 6- 3          |      |      |       |           |
| 4- 5              | 0- 1     | 0- 0      | HOME           | 0- 2       | 0- 0        | 4- 2          |      |      |       |           |
| 2- 4              | 0- 1     | 0- 0      | AWAY           | 0- 2       | 0- 0        | 2- 1          |      |      |       |           |
| 0- 0              | 0- 0     | 0- 0      | NEUTRAL        | 0- 0       | 0- 0        | 0- 0          |      |      |       |           |

| RPI S                     | Opponent        | Score  | RPI S | Opponent        | Score | RPI S | Opponent       | Score | RPI S | Opponent            | Score | Team's RPI: 243 |
|---------------------------|-----------------|--------|-------|-----------------|-------|-------|----------------|-------|-------|---------------------|-------|-----------------|
| 24                        | A Drake         | 60 69  |       |                 |       | 69    | A Missouri St. | 49 84 | 121   | A Youngstown St.    | 63 74 |                 |
| 24                        | H Drake         | 55 83  |       |                 |       | 69    | H Missouri St. | 58 85 | 151   | A Southern Ill.     | 63 74 |                 |
| 25                        | H DePaul        | 76 102 |       |                 |       | 74    | A Purdue       | 41 65 | 151   | H Southern Ill.     | 41 64 |                 |
|                           |                 |        |       |                 |       | 90    | A UNI          | 52 64 | 156   | H Bradley           | 56 69 |                 |
|                           |                 |        |       |                 |       | 90    | H UNI          | 65 71 | 160   | H Illinois St.      | 62 59 |                 |
|                           |                 |        |       |                 |       |       |                |       | 188   | A Indiana St.       | 44 36 |                 |
|                           |                 |        |       |                 |       |       |                |       | 188   | H Indiana St.       | 56 54 |                 |
|                           |                 |        |       |                 |       |       |                |       | 218   | A Bowling Green     | 74 88 |                 |
|                           |                 |        |       |                 |       |       |                |       | 237   | H UMKC              | 74 88 |                 |
|                           |                 |        |       |                 |       |       |                |       | 240   | H SIUE              | 56 43 |                 |
|                           |                 |        |       |                 |       |       |                |       | 269   | A Western Mich.     | 64 53 |                 |
|                           |                 |        |       |                 |       |       |                |       | 314   | H Valparaiso        | 80 54 |                 |
|                           |                 |        |       |                 |       |       |                |       | 332   | A Evansville        | 71 51 |                 |
|                           |                 |        |       |                 |       |       |                |       | 332   | H Evansville        | 61 56 |                 |
|                           |                 |        |       |                 |       |       |                |       | 333   | H Detroit Mercy     | 52 43 |                 |
|                           |                 |        |       |                 |       |       |                |       | 334   | H Purdue Fort Wayne | 81 67 |                 |
|                           |                 |        |       |                 |       |       |                |       | 337   | A UIC               | 75 60 |                 |
|                           |                 |        |       |                 |       |       |                |       | 350   | H Chicago St.       | 76 40 |                 |
| LAST 12 Division I GAMES: |                 |        |       |                 |       |       |                |       |       |                     |       |                 |
| 69                        | H Missouri St.  | 58 85  | 156   | H Bradley       | 56 69 |       |                |       |       |                     |       |                 |
| 151                       | H Southern Ill. | 41 64  | 160   | H Illinois St.  | 62 59 |       |                |       |       |                     |       |                 |
| 332                       | A Evansville    | 71 51  | 151   | A Southern Ill. | 63 74 |       |                |       |       |                     |       |                 |
| 188                       | A Indiana St.   | 44 36  | 69    | A Missouri St.  | 49 84 |       |                |       |       |                     |       |                 |
| 24                        | H Drake         | 55 83  | 188   | H Indiana St.   | 56 54 |       |                |       |       |                     |       |                 |
| 90                        | H UNI           | 65 71  | 332   | H Evansville    | 61 56 |       |                |       |       |                     |       |                 |

Non-Div I Games:

Loyola Chicago

■ Loss, 
 ■ Non-Conf, 
 ■ S Site, 
 ■ H Home 
 ■ A Away 
 N Neutral

Loyola Maryland

Through Games Of Feb. 26, 2019

|                   |          |           |                |            |             |               |      |      |       |           |
|-------------------|----------|-----------|----------------|------------|-------------|---------------|------|------|-------|-----------|
| Average RPI Win:  | 289      | WON-LOST  | WINNING        | LAST 10    | STRENGTH OF | OPP. STRENGTH | TEAM | ADJ. | CONF. | ADJ CONF. |
| Average RPI Loss: | 162      | RECORD    | PCT. RANK      | GAMES      | SCHEDULE    | OF SCHEDULE   | RPI  | RPI  | RPI   | RPI       |
| DIV. I ONLY       | 4- 22    | 329       | 0- 1           | 130        | 261         | 296           | 296  | 18   | 18    |           |
| DIV. I NON-CONF.  | 1- 10    | 330       | 0- 1           | 130        | 258         | 287           | 287  | 21   | 21    |           |
| TOTALS            | RPI 1-25 | RPI 26-50 | W-L RECORDS    | RPI 51-100 | RPI 101-150 | RPI 150+      |      |      |       |           |
| 4- 22             | 0- 1     | 0- 0      | OVERALL        | 0- 5       | 0- 3        | 4- 13         |      |      |       |           |
| 2- 9              | 0- 0     | 0- 0      | HOME           | 0- 2       | 0- 0        | 2- 7          |      |      |       |           |
| 2- 12             | 0- 1     | 0- 0      | AWAY           | 0- 3       | 0- 2        | 2- 6          |      |      |       |           |
| 0- 1              | 0- 0     | 0- 0      | NEUTRAL        | 0- 0       | 0- 1        | 0- 0          |      |      |       |           |
| 1- 10             | 0- 1     | 0- 0      | NON-CONFERENCE | 0- 1       | 0- 2        | 1- 6          |      |      |       |           |
| 0- 3              | 0- 0     | 0- 0      | HOME           | 0- 0       | 0- 0        | 0- 3          |      |      |       |           |
| 1- 6              | 0- 1     | 0- 0      | AWAY           | 0- 1       | 0- 1        | 1- 3          |      |      |       |           |
| 0- 1              | 0- 0     | 0- 0      | NEUTRAL        | 0- 0       | 0- 1        | 0- 0          |      |      |       |           |
| 3- 12             | 0- 0     | 0- 0      | CONFERENCE     | 0- 4       | 0- 1        | 3- 7          |      |      |       |           |
| 2- 6              | 0- 0     | 0- 0      | HOME           | 0- 2       | 0- 0        | 2- 4          |      |      |       |           |
| 1- 6              | 0- 0     | 0- 0      | AWAY           | 0- 2       | 0- 1        | 1- 3          |      |      |       |           |
| 0- 0              | 0- 0     | 0- 0      | NEUTRAL        | 0- 0       | 0- 0        | 0- 0          |      |      |       |           |

| RPI 1-25                  |   |                |       | RPI 26-50 |   |                 |       | RPI 51-100 |   |            |       | RPI 101+ Team's RPI: 296 |   |                      |       |
|---------------------------|---|----------------|-------|-----------|---|-----------------|-------|------------|---|------------|-------|--------------------------|---|----------------------|-------|
| RPI                       | S | Opponent       | Score | RPI       | S | Opponent        | Score | RPI        | S | Opponent   | Score | RPI                      | S | Opponent             | Score |
| 13                        | A | Maryland       | 48 83 |           |   |                 |       | 53         | A | Bucknell   | 55 87 | 107                      | A | Towson               | 57 62 |
|                           |   |                |       |           |   |                 |       | 53         | H | Bucknell   | 57 75 | 115                      | N | Boston College       | 47 73 |
|                           |   |                |       |           |   |                 |       | 78         | A | American   | 38 82 | 139                      | A | Lehigh               | 42 51 |
|                           |   |                |       |           |   |                 |       | 78         | H | American   | 56 67 | 155                      | H | Boston U.            | 62 64 |
|                           |   |                |       |           |   |                 |       | 93         | A | Georgetown | 30 45 | 170                      | H | William & Mary       | 49 65 |
|                           |   |                |       |           |   |                 |       |            |   |            |       | 184                      | A | Holy Cross           | 60 78 |
|                           |   |                |       |           |   |                 |       |            |   |            |       | 184                      | H | Holy Cross           | 48 58 |
|                           |   |                |       |           |   |                 |       |            |   |            |       | 197                      | A | George Mason         | 38 70 |
|                           |   |                |       |           |   |                 |       |            |   |            |       | 203                      | A | Dartmouth            | 41 54 |
|                           |   |                |       |           |   |                 |       |            |   |            |       | 230                      | A | Saint Joseph's       | 46 49 |
|                           |   |                |       |           |   |                 |       |            |   |            |       | 232                      | A | Monmouth             | 75 67 |
|                           |   |                |       |           |   |                 |       |            |   |            |       | 238                      | H | Mt. St. Mary's       | 67 77 |
|                           |   |                |       |           |   |                 |       |            |   |            |       | 239                      | H | Navy                 | 46 58 |
|                           |   |                |       |           |   |                 |       |            |   |            |       | 255                      | A | Colgate              | 64 73 |
|                           |   |                |       |           |   |                 |       |            |   |            |       | 255                      | H | Colgate              | 47 58 |
|                           |   |                |       |           |   |                 |       |            |   |            |       | 262                      | H | St. Francis Brooklyn | 70 75 |
|                           |   |                |       |           |   |                 |       |            |   |            |       | 273                      | A | Army West Point      | 57 69 |
|                           |   |                |       |           |   |                 |       |            |   |            |       | 273                      | H | Army West Point      | 70 51 |
|                           |   |                |       |           |   |                 |       |            |   |            |       | 326                      | A | Lafayette            | 55 52 |
|                           |   |                |       |           |   |                 |       |            |   |            |       | 326                      | H | Lafayette            | 62 50 |
| LAST 12 Division I GAMES: |   |                |       |           |   |                 |       |            |   |            |       |                          |   |                      |       |
| 230                       | A | Saint Joseph's | 46 49 | 273       | H | Army West Point | 70 51 |            |   |            |       |                          |   |                      |       |
| 255                       | H | Colgate        | 47 58 | 139       | A | Lehigh          | 42 51 |            |   |            |       |                          |   |                      |       |
| 53                        | A | Bucknell       | 55 87 | 255       | A | Colgate         | 64 73 |            |   |            |       |                          |   |                      |       |
| 326                       | A | Lafayette      | 55 52 | 53        | H | Bucknell        | 57 75 |            |   |            |       |                          |   |                      |       |
| 78                        | H | American       | 56 67 | 326       | H | Lafayette       | 62 50 |            |   |            |       |                          |   |                      |       |
| 184                       | H | Holy Cross     | 48 58 | 78        | A | American        | 38 82 |            |   |            |       |                          |   |                      |       |

Non-Div I Games:

Loyola Maryland

Loss, Non-Conf, S Site, H Home A Away N Neutral



|                   |          |           |                |            |             |               |      |      |       |           |
|-------------------|----------|-----------|----------------|------------|-------------|---------------|------|------|-------|-----------|
| Average RPI Win:  | 165      | WON-LOST  | WINNING        | LAST 10    | STRENGTH OF | OPP. STRENGTH | TEAM | ADJ. | CONF. | ADJ CONF. |
| Average RPI Loss: | 106      | RECORD    | PCT. RANK      | GAMES      | SCHEDULE    | OF SCHEDULE   | RPI  | RPI  | RPI   | RPI       |
| DIV. I ONLY       | 16- 12   | 137       | 1- 0           | 83         | 102         | 110           | 110  | 8    | 8     |           |
| DIV. I NON-CONF.  | 7- 5     | 132       | 1- 0           | 93         | 191         | 103           | 103  | 7    | 7     |           |
| TOTALS            | RPI 1-25 | RPI 26-50 | W-L RECORDS    | RPI 51-100 | RPI 101-150 | RPI 150+      |      |      |       |           |
| 16- 12            | 0- 1     | 2- 2      | OVERALL        | 4- 3       | 1- 2        | 9- 4          |      |      |       |           |
| 9- 5              | 0- 1     | 2- 0      | HOME           | 2- 1       | 0- 1        | 5- 2          |      |      |       |           |
| 7- 4              | 0- 0     | 0- 1      | AWAY           | 2- 1       | 1- 1        | 4- 1          |      |      |       |           |
| 0- 3              | 0- 0     | 0- 1      | NEUTRAL        | 0- 1       | 0- 0        | 0- 1          |      |      |       |           |
| 7- 5              | 0- 0     | 1- 1      | NON-CONFERENCE | 2- 1       | 1- 0        | 3- 3          |      |      |       |           |
| 4- 1              | 0- 0     | 1- 0      | HOME           | 1- 0       | 0- 0        | 2- 1          |      |      |       |           |
| 3- 1              | 0- 0     | 0- 0      | AWAY           | 1- 0       | 1- 0        | 1- 1          |      |      |       |           |
| 0- 3              | 0- 0     | 0- 1      | NEUTRAL        | 0- 1       | 0- 0        | 0- 1          |      |      |       |           |
| 9- 7              | 0- 1     | 1- 1      | CONFERENCE     | 2- 2       | 0- 2        | 6- 1          |      |      |       |           |
| 5- 4              | 0- 1     | 1- 0      | HOME           | 1- 1       | 0- 1        | 3- 1          |      |      |       |           |
| 4- 3              | 0- 0     | 0- 1      | AWAY           | 1- 1       | 0- 1        | 3- 0          |      |      |       |           |
| 0- 0              | 0- 0     | 0- 0      | NEUTRAL        | 0- 0       | 0- 0        | 0- 0          |      |      |       |           |

| RPI 1-25                  |   |                   |       | RPI 26-50 |   |                   |       | RPI 51-100 |   |                   |       | RPI 101+ Team's RPI: 110 |   |                  |        |
|---------------------------|---|-------------------|-------|-----------|---|-------------------|-------|------------|---|-------------------|-------|--------------------------|---|------------------|--------|
| RPI                       | S | Opponent          | Score | RPI       | S | Opponent          | Score | RPI        | S | Opponent          | Score | RPI                      | S | Opponent         | Score  |
| 14                        | H | Gonzaga           | 53 78 | 28        | A | BYU               | 44 55 | 55         | N | Indiana           | 43 67 | 102                      | A | Pepperdine       | 86 95  |
|                           |   |                   |       | 28        | H | BYU               | 61 58 | 56         | A | Saint Mary's (CA) | 62 86 | 102                      | H | Pepperdine       | 55 73  |
|                           |   |                   |       | 33        | H | UCLA              | 69 63 | 56         | H | Saint Mary's (CA) | 69 56 | 150                      | A | CSUN             | 72 53  |
|                           |   |                   |       | 34        | N | South Dakota      | 40 67 | 73         | A | Arizona           | 66 64 | 159                      | A | Denver           | 75 104 |
|                           |   |                   |       |           |   |                   |       | 83         | H | UC Davis          | 60 53 | 169                      | A | Santa Clara      | 69 60  |
|                           |   |                   |       |           |   |                   |       | 95         | A | Pacific           | 72 67 | 169                      | H | Santa Clara      | 75 83  |
|                           |   |                   |       |           |   |                   |       | 95         | H | Pacific           | 75 81 | 178                      | H | Portland         | 76 58  |
|                           |   |                   |       |           |   |                   |       |            |   |                   |       | 198                      | H | Robert Morris    | 61 53  |
|                           |   |                   |       |           |   |                   |       |            |   |                   |       | 205                      | N | Grambling        | 61 62  |
|                           |   |                   |       |           |   |                   |       |            |   |                   |       | 247                      | A | San Francisco    | 73 66  |
|                           |   |                   |       |           |   |                   |       |            |   |                   |       | 247                      | H | San Francisco    | 66 58  |
|                           |   |                   |       |           |   |                   |       |            |   |                   |       | 249                      | H | Northern Ariz.   | 62 63  |
|                           |   |                   |       |           |   |                   |       |            |   |                   |       | 256                      | A | San Diego        | 69 52  |
|                           |   |                   |       |           |   |                   |       |            |   |                   |       | 256                      | H | San Diego        | 83 57  |
|                           |   |                   |       |           |   |                   |       |            |   |                   |       | 275                      | H | Long Beach St.   | 71 62  |
|                           |   |                   |       |           |   |                   |       |            |   |                   |       | 300                      | A | UC Santa Barbara | 70 57  |
| LAST 12 Division I GAMES: |   |                   |       |           |   |                   |       |            |   |                   |       |                          |   |                  |        |
| 198                       | H | Robert Morris     | 61 53 | 256       | H | San Diego         | 83 57 | 28         | H | BYU               | 61 58 |                          |   |                  |        |
| 95                        | H | Pacific           | 75 81 | 56        | A | Saint Mary's (CA) | 62 86 | 95         | A | Pacific           | 72 67 |                          |   |                  |        |
| 56                        | H | Saint Mary's (CA) | 69 56 | 102       | H | Pepperdine        | 55 73 | 102        | A | Pepperdine        | 86 95 |                          |   |                  |        |
| 247                       | A | San Francisco     | 73 66 | 169       | A | Santa Clara       | 69 60 | 169        | H | Santa Clara       | 75 83 |                          |   |                  |        |

Non-Div I Games:

Loyola Marymount

■ Loss, 
 ■ Non-Conf, 
 ■ S Site, 
 ■ H Home 
 ■ A Away 
 N Neutral

## Maine

Through Games Of Feb. 26, 2019

|                   |          |           |                |            |             |               |      |      |       |           |
|-------------------|----------|-----------|----------------|------------|-------------|---------------|------|------|-------|-----------|
| Average RPI Win:  | 216      | WON-LOST  | WINNING        | LAST 10    | STRENGTH OF | OPP. STRENGTH | TEAM | ADJ. | CONF. | ADJ CONF. |
| Average RPI Loss: | 96       | RECORD    | PCT. RANK      | GAMES      | SCHEDULE    | OF SCHEDULE   | RPI  | RPI  | RPI   | RPI       |
| DIV. I ONLY       | 20- 7    | 50        | 0- 1           | 126        | 200         | 58            | 58   | 23   | 23    |           |
| DIV. I NON-CONF.  | 7- 6     | 153       | 0- 1           | 42         | 67          | 56            | 56   | 25   | 25    |           |
| TOTALS            | RPI 1-25 | RPI 26-50 | W-L RECORDS    | RPI 51-100 | RPI 101-150 | RPI 150+      |      |      |       |           |
| 20- 7             | 0- 1     | 1- 0      | OVERALL        | 3- 2       | 1- 3        | 15- 1         |      |      |       |           |
| 10- 1             | 0- 0     | 0- 0      | HOME           | 1- 1       | 1- 0        | 8- 0          |      |      |       |           |
| 8- 5              | 0- 1     | 1- 0      | AWAY           | 1- 1       | 0- 3        | 6- 0          |      |      |       |           |
| 2- 1              | 0- 0     | 0- 0      | NEUTRAL        | 1- 0       | 0- 0        | 1- 1          |      |      |       |           |
| 7- 6              | 0- 1     | 1- 0      | NON-CONFERENCE | 3- 2       | 0- 2        | 3- 1          |      |      |       |           |
| 2- 1              | 0- 0     | 0- 0      | HOME           | 1- 1       | 0- 0        | 1- 0          |      |      |       |           |
| 3- 4              | 0- 1     | 1- 0      | AWAY           | 1- 1       | 0- 2        | 1- 0          |      |      |       |           |
| 2- 1              | 0- 0     | 0- 0      | NEUTRAL        | 1- 0       | 0- 0        | 1- 1          |      |      |       |           |
| 13- 1             | 0- 0     | 0- 0      | CONFERENCE     | 0- 0       | 1- 1        | 12- 0         |      |      |       |           |
| 8- 0              | 0- 0     | 0- 0      | HOME           | 0- 0       | 1- 0        | 7- 0          |      |      |       |           |
| 5- 1              | 0- 0     | 0- 0      | AWAY           | 0- 0       | 0- 1        | 5- 0          |      |      |       |           |
| 0- 0              | 0- 0     | 0- 0      | NEUTRAL        | 0- 0       | 0- 0        | 0- 0          |      |      |       |           |

| RPI 1-25                  |   |             |       | RPI 26-50 |   |                |       | RPI 51-100 Team's RPI: 58 |   |           |       | RPI 101+ |   |               |        |
|---------------------------|---|-------------|-------|-----------|---|----------------|-------|---------------------------|---|-----------|-------|----------|---|---------------|--------|
| RPI                       | S | Opponent    | Score | RPI       | S | Opponent       | Score | RPI                       | S | Opponent  | Score | RPI      | S | Opponent      | Score  |
| 8                         | A | NC State    | 46 84 | 31        | A | North Carolina | 85 73 | 72                        | N | Penn      | 47 46 | 113      | A | Hartford      | 46 49  |
|                           |   |             |       |           |   |                |       | 75                        | A | Green Bay | 39 70 | 113      | H | Hartford      | 78 58  |
|                           |   |             |       |           |   |                |       | 80                        | H | Toledo    | 73 59 | 114      | A | Northeastern  | 55 63  |
|                           |   |             |       |           |   |                |       | 81                        | A | Harvard   | 67 60 | 117      | A | Fordham       | 64 72  |
|                           |   |             |       |           |   |                |       | 84                        | H | Duke      | 63 66 | 152      | A | Stony Brook   | 68 54  |
|                           |   |             |       |           |   |                |       |                           |   |           |       | 152      | H | Stony Brook   | 71 61  |
|                           |   |             |       |           |   |                |       |                           |   |           |       | 162      | N | Chattanooga   | 61 66  |
|                           |   |             |       |           |   |                |       |                           |   |           |       | 192      | N | N.C. A&T      | 58 52  |
|                           |   |             |       |           |   |                |       |                           |   |           |       | 248      | H | Binghamton    | 95 66  |
|                           |   |             |       |           |   |                |       |                           |   |           |       | 250      | A | Albany (NY)   | 67 61  |
|                           |   |             |       |           |   |                |       |                           |   |           |       | 250      | H | Albany (NY)   | 76 65  |
|                           |   |             |       |           |   |                |       |                           |   |           |       | 272      | H | Brown         | 102 96 |
|                           |   |             |       |           |   |                |       |                           |   |           |       | 280      | A | Vermont       | 63 51  |
|                           |   |             |       |           |   |                |       |                           |   |           |       | 280      | H | Vermont       | 66 45  |
|                           |   |             |       |           |   |                |       |                           |   |           |       | 299      | A | Bryant        | 74 57  |
|                           |   |             |       |           |   |                |       |                           |   |           |       | 308      | A | New Hampshire | 69 45  |
|                           |   |             |       |           |   |                |       |                           |   |           |       | 308      | H | New Hampshire | 67 46  |
|                           |   |             |       |           |   |                |       |                           |   |           |       | 312      | A | UMBC          | 58 45  |
|                           |   |             |       |           |   |                |       |                           |   |           |       | 312      | H | UMBC          | 84 44  |
|                           |   |             |       |           |   |                |       |                           |   |           |       | 324      | H | UMass Lowell  | 79 45  |
| LAST 12 Division I GAMES: |   |             |       |           |   |                |       |                           |   |           |       |          |   |               |        |
| 162                       | N | Chattanooga | 61 66 | 308       | A | New Hampshire  | 69 45 |                           |   |           |       |          |   |               |        |
| 152                       | H | Stony Brook | 71 61 | 324       | H | UMass Lowell   | 79 45 |                           |   |           |       |          |   |               |        |
| 250                       | A | Albany (NY) | 67 61 | 248       | H | Binghamton     | 95 66 |                           |   |           |       |          |   |               |        |
| 113                       | H | Hartford    | 78 58 | 152       | A | Stony Brook    | 68 54 |                           |   |           |       |          |   |               |        |
| 312                       | A | UMBC        | 58 45 | 113       | A | Hartford       | 46 49 |                           |   |           |       |          |   |               |        |
| 280                       | H | Vermont     | 66 45 | 250       | H | Albany (NY)    | 76 65 |                           |   |           |       |          |   |               |        |

Non-Div I Games:

Maine

■ Loss, 
 ■ Non-Conf, 
 ■ S Site, 
 ■ Home 
 ■ A Away 
 N Neutral

|                   |               |            |                |            |             |               |            |           |           |           |
|-------------------|---------------|------------|----------------|------------|-------------|---------------|------------|-----------|-----------|-----------|
| Average RPI Win:  | <b>289</b>    | WON-LOST   | WINNING        | LAST 10    | STRENGTH OF | OPP. STRENGTH | TEAM       | ADJ.      | CONF.     | ADJ CONF. |
| Average RPI Loss: | <b>195</b>    | RECORD     | PCT. RANK      | GAMES      | SCHEDULE    | OF SCHEDULE   | RPI        | RPI       | RPI       | RPI       |
| DIV. I ONLY       | <b>10- 17</b> | <b>250</b> | <b>1- 0</b>    | <b>239</b> | <b>337</b>  | <b>282</b>    | <b>282</b> | <b>26</b> | <b>26</b> |           |
| DIV. I NON-CONF.  | <b>2- 9</b>   | <b>297</b> | <b>0- 0</b>    | <b>160</b> | <b>348</b>  | <b>322</b>    | <b>322</b> | <b>27</b> | <b>27</b> |           |
| TOTALS            | RPI 1-25      | RPI 26-50  | W-L RECORDS    | RPI 51-100 | RPI 101-150 | RPI 150+      |            |           |           |           |
| 10- 17            | 0- 0          | 0- 0       | OVERALL        | 0- 3       | 1- 2        | 9- 12         |            |           |           |           |
| 6- 9              | 0- 0          | 0- 0       | HOME           | 0- 3       | 0- 1        | 6- 5          |            |           |           |           |
| 4- 8              | 0- 0          | 0- 0       | AWAY           | 0- 0       | 1- 1        | 3- 7          |            |           |           |           |
| 0- 0              | 0- 0          | 0- 0       | NEUTRAL        | 0- 0       | 0- 0        | 0- 0          |            |           |           |           |
| 2- 9              | 0- 0          | 0- 0       | NON-CONFERENCE | 0- 2       | 0- 1        | 2- 6          |            |           |           |           |
| 2- 5              | 0- 0          | 0- 0       | HOME           | 0- 2       | 0- 0        | 2- 3          |            |           |           |           |
| 0- 4              | 0- 0          | 0- 0       | AWAY           | 0- 0       | 0- 1        | 0- 3          |            |           |           |           |
| 0- 0              | 0- 0          | 0- 0       | NEUTRAL        | 0- 0       | 0- 0        | 0- 0          |            |           |           |           |
| 8- 8              | 0- 0          | 0- 0       | CONFERENCE     | 0- 1       | 1- 1        | 7- 6          |            |           |           |           |
| 4- 4              | 0- 0          | 0- 0       | HOME           | 0- 1       | 0- 1        | 4- 2          |            |           |           |           |
| 4- 4              | 0- 0          | 0- 0       | AWAY           | 0- 0       | 1- 0        | 3- 4          |            |           |           |           |
| 0- 0              | 0- 0          | 0- 0       | NEUTRAL        | 0- 0       | 0- 0        | 0- 0          |            |           |           |           |

| RPI S                     | Opponent        | Score        | RPI S | Opponent    | Score        | RPI S | Opponent     | Score        | RPI S | Opponent               | Score        | Team's RPI: 282 |
|---------------------------|-----------------|--------------|-------|-------------|--------------|-------|--------------|--------------|-------|------------------------|--------------|-----------------|
|                           |                 |              |       |             |              | 51    | H Quinnipiac | 39 <b>64</b> | 117   | A Fordham              | 61 <b>65</b> |                 |
|                           |                 |              |       |             |              | 63    | H Wright St. | 44 <b>60</b> | 136   | A Marist               | 69 51        |                 |
|                           |                 |              |       |             |              | 65    | H Drexel     | 39 <b>53</b> | 136   | H Marist               | 51 <b>62</b> |                 |
|                           |                 |              |       |             |              |       |              |              | 152   | H Stony Brook          | 48 <b>79</b> |                 |
|                           |                 |              |       |             |              |       |              |              | 179   | A Rider                | 60 57        |                 |
|                           |                 |              |       |             |              |       |              |              | 179   | H Rider                | 63 <b>73</b> |                 |
|                           |                 |              |       |             |              |       |              |              | 184   | A Holy Cross           | 53 <b>61</b> |                 |
|                           |                 |              |       |             |              |       |              |              | 215   | H Sacred Heart         | 46 <b>74</b> |                 |
|                           |                 |              |       |             |              |       |              |              | 232   | A Monmouth             | 63 <b>71</b> |                 |
|                           |                 |              |       |             |              |       |              |              | 250   | A Albany (NY)          | 54 <b>60</b> |                 |
|                           |                 |              |       |             |              |       |              |              | 261   | A Niagara              | 51 <b>61</b> |                 |
|                           |                 |              |       |             |              |       |              |              | 261   | H Niagara              | 54 <b>58</b> |                 |
|                           |                 |              |       |             |              |       |              |              | 262   | A St. Francis Brooklyn | 65 <b>73</b> |                 |
|                           |                 |              |       |             |              |       |              |              | 270   | A Siena                | 56 <b>62</b> |                 |
|                           |                 |              |       |             |              |       |              |              | 270   | H Siena                | 52 48        |                 |
|                           |                 |              |       |             |              |       |              |              | 281   | A Canisius             | 44 <b>47</b> |                 |
|                           |                 |              |       |             |              |       |              |              | 292   | H Fairfield            | 47 41        |                 |
|                           |                 |              |       |             |              |       |              |              | 326   | H Lafayette            | 60 49        |                 |
|                           |                 |              |       |             |              |       |              |              | 331   | A Iona                 | 54 52        |                 |
|                           |                 |              |       |             |              |       |              |              | 331   | H Iona                 | 55 33        |                 |
|                           |                 |              |       |             |              |       |              |              | 333   | H Detroit Mercy        | 56 <b>58</b> |                 |
|                           |                 |              |       |             |              |       |              |              | 340   | A Saint Peter's        | 62 44        |                 |
|                           |                 |              |       |             |              |       |              |              | 340   | H Saint Peter's        | 62 46        |                 |
|                           |                 |              |       |             |              |       |              |              | 346   | H LIU Brooklyn         | 61 46        |                 |
| LAST 12 Division I GAMES: |                 |              |       |             |              |       |              |              |       |                        |              |                 |
| 340                       | H Saint Peter's | 62 46        | 136   | H Marist    | 51 <b>62</b> |       |              |              |       |                        |              |                 |
| 331                       | A Iona          | 54 52        | 270   | H Siena     | 52 48        |       |              |              |       |                        |              |                 |
| 179                       | A Rider         | 60 57        | 292   | H Fairfield | 47 41        |       |              |              |       |                        |              |                 |
| 51                        | H Quinnipiac    | 39 <b>64</b> | 136   | A Marist    | 69 51        |       |              |              |       |                        |              |                 |
| 232                       | A Monmouth      | 63 <b>71</b> | 261   | H Niagara   | 54 <b>58</b> |       |              |              |       |                        |              |                 |
| 340                       | A Saint Peter's | 62 44        | 179   | H Rider     | 63 <b>73</b> |       |              |              |       |                        |              |                 |

Non-Div I Games:

Manhattan

■ Loss, 
 ■ Non-Conf, 
 ■ S Site, 
 ■ Home 
 ■ A Away 
 N Neutral

|                   |          |           |                |            |             |               |      |      |       |           |
|-------------------|----------|-----------|----------------|------------|-------------|---------------|------|------|-------|-----------|
| Average RPI Win:  | 246      | WON-LOST  | WINNING        | LAST 10    | STRENGTH OF | OPP. STRENGTH | TEAM | ADJ. | CONF. | ADJ CONF. |
| Average RPI Loss: | 131      | RECORD    | PCT. RANK      | GAMES      | SCHEDULE    | OF SCHEDULE   | RPI  | RPI  | RPI   | RPI       |
| DIV. I ONLY       | 19- 9    | 81        | 0- 1           | 237        | 235         | 136           | 136  | 26   | 26    |           |
| DIV. I NON-CONF.  | 8- 4     | 91        | 0- 0           | 209        | 101         | 104           | 104  | 27   | 27    |           |
| TOTALS            | RPI 1-25 | RPI 26-50 | W-L RECORDS    | RPI 51-100 | RPI 101-150 | RPI 150+      |      |      |       |           |
| 19- 9             | 0- 0     | 0- 0      | OVERALL        | 0- 5       | 1- 0        | 18- 4         |      |      |       |           |
| 8- 4              | 0- 0     | 0- 0      | HOME           | 0- 1       | 1- 0        | 7- 3          |      |      |       |           |
| 9- 4              | 0- 0     | 0- 0      | AWAY           | 0- 3       | 0- 0        | 9- 1          |      |      |       |           |
| 2- 1              | 0- 0     | 0- 0      | NEUTRAL        | 0- 1       | 0- 0        | 2- 0          |      |      |       |           |
| 8- 4              | 0- 0     | 0- 0      | NON-CONFERENCE | 0- 3       | 1- 0        | 7- 1          |      |      |       |           |
| 3- 1              | 0- 0     | 0- 0      | HOME           | 0- 0       | 1- 0        | 2- 1          |      |      |       |           |
| 3- 2              | 0- 0     | 0- 0      | AWAY           | 0- 2       | 0- 0        | 3- 0          |      |      |       |           |
| 2- 1              | 0- 0     | 0- 0      | NEUTRAL        | 0- 1       | 0- 0        | 2- 0          |      |      |       |           |
| 11- 5             | 0- 0     | 0- 0      | CONFERENCE     | 0- 2       | 0- 0        | 11- 3         |      |      |       |           |
| 5- 3              | 0- 0     | 0- 0      | HOME           | 0- 1       | 0- 0        | 5- 2          |      |      |       |           |
| 6- 2              | 0- 0     | 0- 0      | AWAY           | 0- 1       | 0- 0        | 6- 1          |      |      |       |           |
| 0- 0              | 0- 0     | 0- 0      | NEUTRAL        | 0- 0       | 0- 0        | 0- 0          |      |      |       |           |

| RPI 1-25                  |   |          | RPI 26-50 |     |   | RPI 51-100      |       |                     | RPI 101+ Team's RPI: 136 |          |       |
|---------------------------|---|----------|-----------|-----|---|-----------------|-------|---------------------|--------------------------|----------|-------|
| RPI                       | S | Opponent | Score     | RPI | S | Opponent        | Score | RPI                 | S                        | Opponent | Score |
|                           |   |          |           |     |   | 51 A Quinnipiac | 66 78 | 114 H Northeastern  |                          | 90 84    |       |
|                           |   |          |           |     |   | 51 H Quinnipiac | 69 76 | 155 H Boston U.     |                          | 68 57    |       |
|                           |   |          |           |     |   | 63 N Wright St. | 60 76 | 161 H Temple        |                          | 74 68    |       |
|                           |   |          |           |     |   | 66 A Princeton  | 57 60 | 179 A Rider         |                          | 64 70    |       |
|                           |   |          |           |     |   | 84 A Duke       | 56 64 | 179 H Rider         |                          | 58 68    |       |
|                           |   |          |           |     |   |                 |       | 194 N Stetson       |                          | 76 69    |       |
|                           |   |          |           |     |   |                 |       | 213 A Elon          |                          | 61 57    |       |
|                           |   |          |           |     |   |                 |       | 221 N Hofstra       |                          | 71 57    |       |
|                           |   |          |           |     |   |                 |       | 227 H Massachusetts |                          | 55 70    |       |
|                           |   |          |           |     |   |                 |       | 232 H Monmouth      |                          | 69 45    |       |
|                           |   |          |           |     |   |                 |       | 239 A Navy          |                          | 72 48    |       |
|                           |   |          |           |     |   |                 |       | 250 A Albany (NY)   |                          | 74 56    |       |
|                           |   |          |           |     |   |                 |       | 261 A Niagara       |                          | 87 58    |       |
|                           |   |          |           |     |   |                 |       | 270 A Siena         |                          | 73 58    |       |
|                           |   |          |           |     |   |                 |       | 270 H Siena         |                          | 88 59    |       |
|                           |   |          |           |     |   |                 |       | 281 A Canisius      |                          | 71 66    |       |
|                           |   |          |           |     |   |                 |       | 281 H Canisius      |                          | 66 50    |       |
|                           |   |          |           |     |   |                 |       | 282 A Manhattan     |                          | 62 51    |       |
|                           |   |          |           |     |   |                 |       | 282 H Manhattan     |                          | 51 69    |       |
|                           |   |          |           |     |   |                 |       | 292 A Fairfield     |                          | 56 46    |       |
|                           |   |          |           |     |   |                 |       | 292 H Fairfield     |                          | 85 44    |       |
|                           |   |          |           |     |   |                 |       | 331 H Iona          |                          | 76 36    |       |
|                           |   |          |           |     |   |                 |       | 340 A Saint Peter's |                          | 62 42    |       |
| LAST 12 Division I GAMES: |   |          |           |     |   |                 |       |                     |                          |          |       |
|                           |   |          |           |     |   | 51 A Quinnipiac | 66 78 | 179 H Rider         |                          | 58 68    |       |
|                           |   |          |           |     |   | 292 H Fairfield | 85 44 | 282 H Manhattan     |                          | 51 69    |       |
|                           |   |          |           |     |   | 281 H Canisius  | 66 50 | 340 A Saint Peter's |                          | 62 42    |       |
|                           |   |          |           |     |   | 179 A Rider     | 64 70 | 331 H Iona          |                          | 76 36    |       |
|                           |   |          |           |     |   | 282 A Manhattan | 62 51 | 270 H Siena         |                          | 88 59    |       |
|                           |   |          |           |     |   | 270 A Siena     | 73 58 | 232 H Monmouth      |                          | 69 45    |       |

Non-Div I Games:

Marist

■ Loss, 
 ■ Non-Conf, 
 ■ S Site, 
 ■ H Home 
 ■ A Away 
 N Neutral

| Average RPI Win:  | 114      | WON-LOST  | WINNING        | LAST 10    | STRENGTH OF | OPP. STRENGTH | TEAM | ADJ. | CONF. | ADJ CONF. |
|-------------------|----------|-----------|----------------|------------|-------------|---------------|------|------|-------|-----------|
| Average RPI Loss: | 37       | RECORD    | PCT. RANK      | GAMES      | SCHEDULE    | OF SCHEDULE   | RPI  | RPI  | RPI   | RPI       |
| DIV. I ONLY       | 23- 5    | 20        | 1- 0           | 16         | 49          | 10            | 10   | 6    | 6     |           |
| DIV. I NON-CONF.  | 9- 3     | 61        | 1- 0           | 19         | 33          | 18            | 18   | 4    | 4     |           |
| TOTALS            | RPI 1-25 | RPI 26-50 | W-L RECORDS    | RPI 51-100 | RPI 101-150 | RPI 150+      |      |      |       |           |
| 23- 5             | 2- 3     | 2- 0      | OVERALL        | 7- 1       | 7- 1        | 5- 0          |      |      |       |           |
| 15- 2             | 1- 1     | 2- 0      | HOME           | 4- 1       | 5- 0        | 3- 0          |      |      |       |           |
| 8- 3              | 1- 2     | 0- 0      | AWAY           | 3- 0       | 2- 1        | 2- 0          |      |      |       |           |
| 0- 0              | 0- 0     | 0- 0      | NEUTRAL        | 0- 0       | 0- 0        | 0- 0          |      |      |       |           |
| 9- 3              | 0- 3     | 2- 0      | NON-CONFERENCE | 2- 0       | 2- 0        | 3- 0          |      |      |       |           |
| 7- 1              | 0- 1     | 2- 0      | HOME           | 2- 0       | 1- 0        | 2- 0          |      |      |       |           |
| 2- 2              | 0- 2     | 0- 0      | AWAY           | 0- 0       | 1- 0        | 1- 0          |      |      |       |           |
| 0- 0              | 0- 0     | 0- 0      | NEUTRAL        | 0- 0       | 0- 0        | 0- 0          |      |      |       |           |
| 14- 2             | 2- 0     | 0- 0      | CONFERENCE     | 5- 1       | 5- 1        | 2- 0          |      |      |       |           |
| 8- 1              | 1- 0     | 0- 0      | HOME           | 2- 1       | 4- 0        | 1- 0          |      |      |       |           |
| 6- 1              | 1- 0     | 0- 0      | AWAY           | 3- 0       | 1- 1        | 1- 0          |      |      |       |           |
| 0- 0              | 0- 0     | 0- 0      | NEUTRAL        | 0- 0       | 0- 0        | 0- 0          |      |      |       |           |

| RPI S                     | Opponent          | Score  | RPI S | Opponent           | Score | RPI S | Opponent     | Score  | RPI S | Opponent          | Score  |
|---------------------------|-------------------|--------|-------|--------------------|-------|-------|--------------|--------|-------|-------------------|--------|
| 1                         | H Notre Dame      | 63 87  | 29    | H South Dakota St. | 91 52 | 52    | A Villanova  | 91 55  | 104   | A St. John's (NY) | 74 81  |
| 9                         | A Mississippi St. | 82 87  | 46    | H Michigan         | 85 74 | 52    | H Villanova  | 93 55  | 104   | H St. John's (NY) | 83 73  |
| 18                        | A Miami (FL)      | 55 63  |       |                    |       | 54    | A Butler     | 87 58  | 105   | H Creighton       | 85 67  |
| 25                        | A DePaul          | 93 87  |       |                    |       | 54    | H Butler     | 57 61  | 108   | A Northwestern    | 76 57  |
| 25                        | H DePaul          | 96 63  |       |                    |       | 75    | H Green Bay  | 80 54  | 112   | H Providence      | 85 46  |
|                           |                   |        |       |                    |       | 90    | H UNI        | 102 61 | 135   | H Montana St.     | 100 52 |
|                           |                   |        |       |                    |       | 93    | A Georgetown | 72 62  | 138   | A Seton Hall      | 109 63 |
|                           |                   |        |       |                    |       | 93    | H Georgetown | 59 52  | 138   | H Seton Hall      | 96 60  |
|                           |                   |        |       |                    |       |       |              |        | 185   | A Xavier          | 90 44  |
|                           |                   |        |       |                    |       |       |              |        | 185   | H Xavier          | 79 53  |
|                           |                   |        |       |                    |       |       |              |        | 196   | A Milwaukee       | 83 74  |
|                           |                   |        |       |                    |       |       |              |        | 248   | H Binghamton      | 93 40  |
|                           |                   |        |       |                    |       |       |              |        | 337   | H UIC             | 96 32  |
| LAST 12 Division I GAMES: |                   |        |       |                    |       |       |              |        |       |                   |        |
| 90                        | H UNI             | 102 61 | 52    | H Villanova        | 93 55 |       |              |        |       |                   |        |
| 18                        | A Miami (FL)      | 55 63  | 93    | H Georgetown       | 59 52 |       |              |        |       |                   |        |
| 185                       | H Xavier          | 79 53  | 25    | A DePaul           | 93 87 |       |              |        |       |                   |        |
| 54                        | H Butler          | 57 61  | 54    | A Butler           | 87 58 |       |              |        |       |                   |        |
| 138                       | A Seton Hall      | 109 63 | 185   | A Xavier           | 90 44 |       |              |        |       |                   |        |
| 104                       | A St. John's (NY) | 74 81  | 104   | H St. John's (NY)  | 83 73 |       |              |        |       |                   |        |

Non-Div I Games:

Marquette

■ Loss, 
■ Non-Conf, 
■ S Site, 
■ H Home 
■ A Away 
N Neutral

|                       |          |          |           |         |                |               |            |      |             |           |
|-----------------------|----------|----------|-----------|---------|----------------|---------------|------------|------|-------------|-----------|
| Average RPI Win: 243  |          | WON-LOST | WINNING   | LAST 10 | STRENGTH OF    | OPP. STRENGTH | TEAM       | ADJ. | CONF.       | ADJ CONF. |
| Average RPI Loss: 132 |          | RECORD   | PCT. RANK | GAMES   | SCHEDULE       | OF SCHEDULE   | RPI        | RPI  | RPI         | RPI       |
| DIV. I ONLY           |          | 14- 12   | 153       | 0- 1    | 293            | 133           | 202        | 202  | 14          | 14        |
| DIV. I NON-CONF.      |          | 5- 7     | 206       | 0- 0    | 341            | 184           | 325        | 325  | 17          | 17        |
| TOTALS                | RPI 1-25 |          | RPI 26-50 |         | W-L RECORDS    |               | RPI 51-100 |      | RPI 101-150 | RPI 150+  |
| 14- 12                | 0- 0     |          | 0- 2      |         | OVERALL        |               | 2- 0       |      | 1- 5        | 11- 5     |
| 9- 5                  | 0- 0     |          | 0- 1      |         | HOME           |               | 1- 0       |      | 1- 2        | 7- 2      |
| 5- 7                  | 0- 0     |          | 0- 1      |         | AWAY           |               | 1- 0       |      | 0- 3        | 4- 3      |
| 0- 0                  | 0- 0     |          | 0- 0      |         | NEUTRAL        |               | 0- 0       |      | 0- 0        | 0- 0      |
| 5- 7                  | 0- 0     |          | 0- 1      |         | NON-CONFERENCE |               | 0- 0       |      | 0- 2        | 5- 4      |
| 5- 2                  | 0- 0     |          | 0- 0      |         | HOME           |               | 0- 0       |      | 0- 1        | 5- 1      |
| 0- 5                  | 0- 0     |          | 0- 1      |         | AWAY           |               | 0- 0       |      | 0- 1        | 0- 3      |
| 0- 0                  | 0- 0     |          | 0- 0      |         | NEUTRAL        |               | 0- 0       |      | 0- 0        | 0- 0      |
| 9- 5                  | 0- 0     |          | 0- 1      |         | CONFERENCE     |               | 2- 0       |      | 1- 3        | 6- 1      |
| 4- 3                  | 0- 0     |          | 0- 1      |         | HOME           |               | 1- 0       |      | 1- 1        | 2- 1      |
| 5- 2                  | 0- 0     |          | 0- 0      |         | AWAY           |               | 1- 0       |      | 0- 2        | 4- 0      |
| 0- 0                  | 0- 0     |          | 0- 0      |         | NEUTRAL        |               | 0- 0       |      | 0- 0        | 0- 0      |

| RPI 1-25 |   |          |       | RPI 26-50                 |   |              |       | RPI 51-100 |   |                |       | RPI 101+ |   |                 |       | Team's RPI: 202 |  |
|----------|---|----------|-------|---------------------------|---|--------------|-------|------------|---|----------------|-------|----------|---|-----------------|-------|-----------------|--|
| RPI      | S | Opponent | Score | RPI                       | S | Opponent     | Score | RPI        | S | Opponent       | Score | RPI      | S | Opponent        | Score |                 |  |
|          |   |          |       | 35                        | H | Rice         | 67 79 | 62         | A | Middle Tenn.   | 59 53 | 103      | A | UAB             | 59 77 |                 |  |
|          |   |          |       | 41                        | A | Clemson      | 54 68 | 87         | H | Old Dominion   | 57 48 | 107      | H | Towson          | 69 76 |                 |  |
|          |   |          |       |                           |   |              |       |            |   |                |       | 118      | H | Charlotte       | 63 62 |                 |  |
|          |   |          |       |                           |   |              |       |            |   |                |       | 119      | A | Western Ky.     | 55 85 |                 |  |
|          |   |          |       |                           |   |              |       |            |   |                |       | 119      | H | Western Ky.     | 66 69 |                 |  |
|          |   |          |       |                           |   |              |       |            |   |                |       | 142      | A | Appalachian St. | 52 74 |                 |  |
|          |   |          |       |                           |   |              |       |            |   |                |       | 151      | A | Southern Ill.   | 49 58 |                 |  |
|          |   |          |       |                           |   |              |       |            |   |                |       | 172      | H | Louisiana Tech  | 90 88 |                 |  |
|          |   |          |       |                           |   |              |       |            |   |                |       | 176      | H | North Texas     | 67 55 |                 |  |
|          |   |          |       |                           |   |              |       |            |   |                |       | 180      | H | Southern Miss.  | 52 64 |                 |  |
|          |   |          |       |                           |   |              |       |            |   |                |       | 181      | A | Wisconsin       | 49 67 |                 |  |
|          |   |          |       |                           |   |              |       |            |   |                |       | 188      | H | Indiana St.     | 53 62 |                 |  |
|          |   |          |       |                           |   |              |       |            |   |                |       | 218      | A | Bowling Green   | 76 99 |                 |  |
|          |   |          |       |                           |   |              |       |            |   |                |       | 278      | A | UTEP            | 63 60 |                 |  |
|          |   |          |       |                           |   |              |       |            |   |                |       | 283      | H | Cleveland St.   | 86 64 |                 |  |
|          |   |          |       |                           |   |              |       |            |   |                |       | 298      | H | Tennessee St.   | 80 59 |                 |  |
|          |   |          |       |                           |   |              |       |            |   |                |       | 304      | A | Fla. Atlantic   | 72 67 |                 |  |
|          |   |          |       |                           |   |              |       |            |   |                |       | 305      | A | UTSA            | 79 72 |                 |  |
|          |   |          |       |                           |   |              |       |            |   |                |       | 315      | A | FIU             | 86 58 |                 |  |
|          |   |          |       |                           |   |              |       |            |   |                |       | 328      | H | Coppin St.      | 88 67 |                 |  |
|          |   |          |       |                           |   |              |       |            |   |                |       | 332      | H | Evansville      | 72 65 |                 |  |
|          |   |          |       |                           |   |              |       |            |   |                |       | 343      | H | Delaware St.    | 75 63 |                 |  |
|          |   |          |       | LAST 12 Division I GAMES: |   |              |       |            |   |                |       |          |   |                 |       |                 |  |
|          |   |          |       | 119                       | H | Western Ky.  | 66 69 | 278        | A | UTEP           | 63 60 |          |   |                 |       |                 |  |
|          |   |          |       | 62                        | A | Middle Tenn. | 59 53 | 180        | H | Southern Miss. | 52 64 |          |   |                 |       |                 |  |
|          |   |          |       | 103                       | A | UAB          | 59 77 | 172        | H | Louisiana Tech | 90 88 |          |   |                 |       |                 |  |
|          |   |          |       | 35                        | H | Rice         | 67 79 | 315        | A | FIU            | 86 58 |          |   |                 |       |                 |  |
|          |   |          |       | 176                       | H | North Texas  | 67 55 | 304        | A | Fla. Atlantic  | 72 67 |          |   |                 |       |                 |  |
|          |   |          |       | 305                       | A | UTSA         | 79 72 | 119        | A | Western Ky.    | 55 85 |          |   |                 |       |                 |  |

|                  |               |    |    |
|------------------|---------------|----|----|
| Non-Div I Games: | Bluefield St. | 82 | 29 |
|------------------|---------------|----|----|

Marshall

Loss, Non-Conf, S Site, H Home A Away N Neutral

Maryland

Through Games Of Feb. 26, 2019

|                   |          |           |                |            |             |               |      |      |       |           |
|-------------------|----------|-----------|----------------|------------|-------------|---------------|------|------|-------|-----------|
| Average RPI Win:  | 131      | WON-LOST  | WINNING        | LAST 10    | STRENGTH OF | OPP. STRENGTH | TEAM | ADJ. | CONF. | ADJ CONF. |
| Average RPI Loss: | 24       | RECORD    | PCT. RANK      | GAMES      | SCHEDULE    | OF SCHEDULE   | RPI  | RPI  | RPI   | RPI       |
| DIV. I ONLY       | 25- 3    | 6         | 1- 0           | 82         | 35          | 13            | 13   | 5    | 5     |           |
| DIV. I NON-CONF.  | 11- 0    | 1         | 0- 0           | 210        | 93          | 24            | 24   | 6    | 6     |           |
| TOTALS            | RPI 1-25 | RPI 26-50 | W-L RECORDS    | RPI 51-100 | RPI 101-150 | RPI 150+      |      |      |       |           |
| 25- 3             | 1- 1     | 4- 2      | OVERALL        | 7- 0       | 6- 0        | 7- 0          |      |      |       |           |
| 13- 1             | 0- 0     | 3- 1      | HOME           | 2- 0       | 4- 0        | 4- 0          |      |      |       |           |
| 10- 2             | 1- 1     | 1- 1      | AWAY           | 4- 0       | 2- 0        | 2- 0          |      |      |       |           |
| 2- 0              | 0- 0     | 0- 0      | NEUTRAL        | 1- 0       | 0- 0        | 1- 0          |      |      |       |           |
| 11- 0             | 1- 0     | 2- 0      | NON-CONFERENCE | 1- 0       | 2- 0        | 5- 0          |      |      |       |           |
| 6- 0              | 0- 0     | 2- 0      | HOME           | 0- 0       | 1- 0        | 3- 0          |      |      |       |           |
| 3- 0              | 1- 0     | 0- 0      | AWAY           | 0- 0       | 1- 0        | 1- 0          |      |      |       |           |
| 2- 0              | 0- 0     | 0- 0      | NEUTRAL        | 1- 0       | 0- 0        | 1- 0          |      |      |       |           |
| 14- 3             | 0- 1     | 2- 2      | CONFERENCE     | 6- 0       | 4- 0        | 2- 0          |      |      |       |           |
| 7- 1              | 0- 0     | 1- 1      | HOME           | 2- 0       | 3- 0        | 1- 0          |      |      |       |           |
| 7- 2              | 0- 1     | 1- 1      | AWAY           | 4- 0       | 1- 0        | 1- 0          |      |      |       |           |
| 0- 0              | 0- 0     | 0- 0      | NEUTRAL        | 0- 0       | 0- 0        | 0- 0          |      |      |       |           |

| RPI 1-25                  |   |                |       | Team's RPI: 13 |  | RPI 26-50 |   |               |       | RPI 51-100 |  |     |   | RPI 101+     |       |    |  |     |   |                   |       |    |  |
|---------------------------|---|----------------|-------|----------------|--|-----------|---|---------------|-------|------------|--|-----|---|--------------|-------|----|--|-----|---|-------------------|-------|----|--|
| RPI                       | S | Opponent       | Score |                |  | RPI       | S | Opponent      | Score |            |  | RPI | S | Opponent     | Score |    |  | RPI | S | Opponent          | Score |    |  |
| 7                         | A | Iowa           | 73    | 86             |  | 27        | A | Rutgers       | 62    | 48         |  | 55  | A | Indiana      | 76    | 56 |  | 106 | H | Minnesota         | 71    | 69 |  |
| 16                        | A | South Carolina | 85    | 61             |  | 27        | H | Rutgers       | 65    | 73         |  | 74  | A | Purdue       | 58    | 55 |  | 108 | H | Northwestern      | 72    | 57 |  |
|                           |   |                |       |                |  | 36        | H | James Madison | 87    | 63         |  | 77  | A | Ohio St.     | 70    | 57 |  | 122 | H | Dayton            | 82    | 71 |  |
|                           |   |                |       |                |  | 39        | A | Michigan St.  | 60    | 77         |  | 77  | H | Ohio St.     | 75    | 69 |  | 126 | A | Penn St.          | 77    | 61 |  |
|                           |   |                |       |                |  | 40        | H | Georgia Tech  | 67    | 54         |  | 86  | A | Nebraska     | 81    | 63 |  | 126 | H | Penn St.          | 79    | 67 |  |
|                           |   |                |       |                |  | 46        | H | Michigan      | 83    | 69         |  | 86  | H | Nebraska     | 89    | 63 |  | 149 | A | Delaware          | 77    | 53 |  |
|                           |   |                |       |                |  |           |   |               |       |            |  | 97  | N | Georgia      | 58    | 51 |  | 181 | H | Wisconsin         | 75    | 57 |  |
|                           |   |                |       |                |  |           |   |               |       |            |  |     |   |              |       |    |  | 191 | A | George Washington | 69    | 30 |  |
|                           |   |                |       |                |  |           |   |               |       |            |  |     |   |              |       |    |  | 209 | A | Illinois          | 80    | 66 |  |
|                           |   |                |       |                |  |           |   |               |       |            |  |     |   |              |       |    |  | 296 | H | Loyola Maryland   | 83    | 48 |  |
|                           |   |                |       |                |  |           |   |               |       |            |  |     |   |              |       |    |  | 307 | N | Morgan St.        | 68    | 44 |  |
|                           |   |                |       |                |  |           |   |               |       |            |  |     |   |              |       |    |  | 312 | H | UMBC              | 92    | 61 |  |
|                           |   |                |       |                |  |           |   |               |       |            |  |     |   |              |       |    |  | 328 | H | Coppin St.        | 93    | 36 |  |
| LAST 12 Division I GAMES: |   |                |       |                |  |           |   |               |       |            |  |     |   |              |       |    |  |     |   |                   |       |    |  |
|                           |   |                |       |                |  | 74        | A | Purdue        | 58    | 55         |  | 209 | A | Illinois     | 80    | 66 |  |     |   |                   |       |    |  |
|                           |   |                |       |                |  | 106       | H | Minnesota     | 71    | 69         |  | 181 | H | Wisconsin    | 75    | 57 |  |     |   |                   |       |    |  |
|                           |   |                |       |                |  | 7         | A | Iowa          | 73    | 86         |  | 55  | A | Indiana      | 76    | 56 |  |     |   |                   |       |    |  |
|                           |   |                |       |                |  | 86        | H | Nebraska      | 89    | 63         |  | 77  | A | Ohio St.     | 70    | 57 |  |     |   |                   |       |    |  |
|                           |   |                |       |                |  | 27        | A | Rutgers       | 62    | 48         |  | 126 | H | Penn St.     | 79    | 67 |  |     |   |                   |       |    |  |
|                           |   |                |       |                |  | 108       | H | Northwestern  | 72    | 57         |  | 39  | A | Michigan St. | 60    | 77 |  |     |   |                   |       |    |  |

Non-Div I Games:

Maryland

Loss, Non-Conf, S Site, H Home A Away N Neutral

Massachusetts

Through Games Of Feb. 26, 2019

|                   |          |           |                |            |             |               |      |      |       |           |
|-------------------|----------|-----------|----------------|------------|-------------|---------------|------|------|-------|-----------|
| Average RPI Win:  | 227      | WON-LOST  | WINNING        | LAST 10    | STRENGTH OF | OPP. STRENGTH | TEAM | ADJ. | CONF. | ADJ CONF. |
| Average RPI Loss: | 182      | RECORD    | PCT. RANK      | GAMES      | SCHEDULE    | OF SCHEDULE   | RPI  | RPI  | RPI   | RPI       |
| DIV. I ONLY       | 13- 15   | 192       | 0- 1           | 246        | 247         | 227           | 227  | 17   | 17    |           |
| DIV. I NON-CONF.  | 8- 6     | 138       | 0- 0           | 260        | 326         | 199           | 199  | 16   | 16    |           |
| TOTALS            | RPI 1-25 | RPI 26-50 | W-L RECORDS    | RPI 51-100 | RPI 101-150 | RPI 150+      |      |      |       |           |
| 13- 15            | 0- 0     | 0- 0      | OVERALL        | 0- 2       | 3- 5        | 10- 8         |      |      |       |           |
| 8- 6              | 0- 0     | 0- 0      | HOME           | 0- 0       | 1- 1        | 7- 5          |      |      |       |           |
| 4- 8              | 0- 0     | 0- 0      | AWAY           | 0- 1       | 2- 4        | 2- 3          |      |      |       |           |
| 1- 1              | 0- 0     | 0- 0      | NEUTRAL        | 0- 1       | 0- 0        | 1- 0          |      |      |       |           |
| 8- 6              | 0- 0     | 0- 0      | NON-CONFERENCE | 0- 1       | 1- 2        | 7- 3          |      |      |       |           |
| 5- 2              | 0- 0     | 0- 0      | HOME           | 0- 0       | 0- 0        | 5- 2          |      |      |       |           |
| 2- 3              | 0- 0     | 0- 0      | AWAY           | 0- 0       | 1- 2        | 1- 1          |      |      |       |           |
| 1- 1              | 0- 0     | 0- 0      | NEUTRAL        | 0- 1       | 0- 0        | 1- 0          |      |      |       |           |
| 5- 9              | 0- 0     | 0- 0      | CONFERENCE     | 0- 1       | 2- 3        | 3- 5          |      |      |       |           |
| 3- 4              | 0- 0     | 0- 0      | HOME           | 0- 0       | 1- 1        | 2- 3          |      |      |       |           |
| 2- 5              | 0- 0     | 0- 0      | AWAY           | 0- 1       | 1- 2        | 1- 2          |      |      |       |           |
| 0- 0              | 0- 0     | 0- 0      | NEUTRAL        | 0- 0       | 0- 0        | 0- 0          |      |      |       |           |

| RPI S                     | Opponent | Score | RPI S | Opponent          | Score | RPI S | Opponent | Score           | RPI S | Opponent          | Score | Team's RPI: 227 |
|---------------------------|----------|-------|-------|-------------------|-------|-------|----------|-----------------|-------|-------------------|-------|-----------------|
|                           |          |       |       |                   |       | 53 N  | Bucknell | 58 77           | 107 A | Towson            | 53 78 |                 |
|                           |          |       |       |                   |       | 100 A | VCU      | 48 52           | 114 A | Northeastern      | 52 53 |                 |
|                           |          |       |       |                   |       |       |          |                 | 117 A | Fordham           | 64 76 |                 |
|                           |          |       |       |                   |       |       |          |                 | 122 A | Dayton            | 47 75 |                 |
|                           |          |       |       |                   |       |       |          |                 | 136 A | Marist            | 70 55 |                 |
|                           |          |       |       |                   |       |       |          |                 | 137 A | Davidson          | 70 58 |                 |
|                           |          |       |       |                   |       |       |          |                 | 137 H | Davidson          | 49 64 |                 |
|                           |          |       |       |                   |       |       |          |                 | 143 H | Duquesne          | 69 66 |                 |
|                           |          |       |       |                   |       |       |          |                 | 155 H | Boston U.         | 66 55 |                 |
|                           |          |       |       |                   |       |       |          |                 | 190 H | Saint Louis       | 70 66 |                 |
|                           |          |       |       |                   |       |       |          |                 | 191 H | George Washington | 59 66 |                 |
|                           |          |       |       |                   |       |       |          |                 | 197 H | George Mason      | 52 70 |                 |
|                           |          |       |       |                   |       |       |          |                 | 215 H | Sacred Heart      | 78 61 |                 |
|                           |          |       |       |                   |       |       |          |                 | 225 H | UTRGV             | 74 70 |                 |
|                           |          |       |       |                   |       |       |          |                 | 230 A | Saint Joseph's    | 54 55 |                 |
|                           |          |       |       |                   |       |       |          |                 | 241 H | St. Bonaventure   | 63 64 |                 |
|                           |          |       |       |                   |       |       |          |                 | 252 H | North Dakota      | 52 59 |                 |
|                           |          |       |       |                   |       |       |          |                 | 263 H | Rhode Island      | 56 34 |                 |
|                           |          |       |       |                   |       |       |          |                 | 270 A | Siena             | 59 64 |                 |
|                           |          |       |       |                   |       |       |          |                 | 271 A | Richmond          | 58 62 |                 |
|                           |          |       |       |                   |       |       |          |                 | 272 A | Brown             | 90 61 |                 |
|                           |          |       |       |                   |       |       |          |                 | 292 N | Fairfield         | 59 49 |                 |
|                           |          |       |       |                   |       |       |          |                 | 295 A | La Salle          | 74 60 |                 |
|                           |          |       |       |                   |       |       |          |                 | 302 H | Incarnate Word    | 71 59 |                 |
|                           |          |       |       |                   |       |       |          |                 | 320 H | Central Conn. St. | 74 59 |                 |
|                           |          |       |       |                   |       |       |          |                 | 324 H | UMass Lowell      | 59 62 |                 |
| LAST 12 Division I GAMES: |          |       |       |                   |       |       |          |                 |       |                   |       |                 |
|                           |          |       | 117 A | Fordham           | 64 76 |       | 271 A    | Richmond        | 58 62 |                   |       |                 |
|                           |          |       | 191 H | George Washington | 59 66 |       | 100 A    | VCU             | 48 52 |                   |       |                 |
|                           |          |       | 137 H | Davidson          | 49 64 |       | 241 H    | St. Bonaventure | 63 64 |                   |       |                 |
|                           |          |       | 230 A | Saint Joseph's    | 54 55 |       | 137 A    | Davidson        | 70 58 |                   |       |                 |
|                           |          |       | 263 H | Rhode Island      | 56 34 |       | 197 H    | George Mason    | 52 70 |                   |       |                 |
|                           |          |       | 143 H | Duquesne          | 69 66 |       | 295 A    | La Salle        | 74 60 |                   |       |                 |

Non-Div I Games:

Massachusetts

Loss, Non-Conf, S Site, H Home A Away N Neutral



|                   |              |            |                |            |             |               |            |           |           |           |
|-------------------|--------------|------------|----------------|------------|-------------|---------------|------------|-----------|-----------|-----------|
| Average RPI Win:  | <b>282</b>   | WON-LOST   | WINNING        | LAST 10    | STRENGTH OF | OPP. STRENGTH | TEAM       | ADJ.      | CONF.     | ADJ CONF. |
| Average RPI Loss: | <b>193</b>   | RECORD     | PCT. RANK      | GAMES      | SCHEDULE    | OF SCHEDULE   | RPI        | RPI       | RPI       | RPI       |
| DIV. I ONLY       | <b>4- 18</b> | <b>323</b> | <b>0- 1</b>    | <b>260</b> | <b>295</b>  | <b>323</b>    | <b>323</b> | <b>25</b> | <b>25</b> |           |
| DIV. I NON-CONF.  | <b>0- 8</b>  | <b>336</b> | <b>0- 0</b>    | <b>83</b>  | <b>203</b>  | <b>311</b>    | <b>311</b> | <b>23</b> | <b>23</b> |           |
| TOTALS            | RPI 1-25     | RPI 26-50  | W-L RECORDS    | RPI 51-100 | RPI 101-150 | RPI 150+      |            |           |           |           |
| 4- 18             | 0- 0         | 0- 2       | OVERALL        | 0- 3       | 0- 1        | 4- 12         |            |           |           |           |
| 2- 8              | 0- 0         | 0- 0       | HOME           | 0- 2       | 0- 0        | 2- 6          |            |           |           |           |
| 2- 10             | 0- 0         | 0- 2       | AWAY           | 0- 1       | 0- 1        | 2- 6          |            |           |           |           |
| 0- 0              | 0- 0         | 0- 0       | NEUTRAL        | 0- 0       | 0- 0        | 0- 0          |            |           |           |           |
| 0- 8              | 0- 0         | 0- 2       | NON-CONFERENCE | 0- 1       | 0- 1        | 0- 4          |            |           |           |           |
| 0- 2              | 0- 0         | 0- 0       | HOME           | 0- 0       | 0- 0        | 0- 2          |            |           |           |           |
| 0- 6              | 0- 0         | 0- 2       | AWAY           | 0- 1       | 0- 1        | 0- 2          |            |           |           |           |
| 0- 0              | 0- 0         | 0- 0       | NEUTRAL        | 0- 0       | 0- 0        | 0- 0          |            |           |           |           |
| 4- 10             | 0- 0         | 0- 0       | CONFERENCE     | 0- 2       | 0- 0        | 4- 8          |            |           |           |           |
| 2- 6              | 0- 0         | 0- 0       | HOME           | 0- 2       | 0- 0        | 2- 4          |            |           |           |           |
| 2- 4              | 0- 0         | 0- 0       | AWAY           | 0- 0       | 0- 0        | 2- 4          |            |           |           |           |
| 0- 0              | 0- 0         | 0- 0       | NEUTRAL        | 0- 0       | 0- 0        | 0- 0          |            |           |           |           |

| RPI S                     | Opponent           | Score        | RPI S | Opponent            | Score         | RPI S | Opponent            | Score         | RPI S | Opponent | Score | Team's RPI: 323 |
|---------------------------|--------------------|--------------|-------|---------------------|---------------|-------|---------------------|---------------|-------|----------|-------|-----------------|
| 26                        | A Texas            | 40 <b>96</b> | 59    | H Lamar University  | 62 <b>64</b>  | 103   | A UAB               | 48 <b>91</b>  |       |          |       |                 |
| 35                        | A Rice             | 65 <b>93</b> | 67    | A LSU               | 36 <b>86</b>  | 164   | A Abilene Christian | 52 <b>109</b> |       |          |       |                 |
|                           |                    |              | 79    | H SFA               | 48 <b>97</b>  | 172   | H Louisiana Tech    | 48 <b>89</b>  |       |          |       |                 |
|                           |                    |              |       |                     |               | 173   | A Nicholls St.      | 69 68         |       |          |       |                 |
|                           |                    |              |       |                     |               | 183   | H Sam Houston St.   | 80 <b>93</b>  |       |          |       |                 |
|                           |                    |              |       |                     |               | 205   | A Grambling         | 51 <b>75</b>  |       |          |       |                 |
|                           |                    |              |       |                     |               | 258   | H Louisiana         | 59 <b>70</b>  |       |          |       |                 |
|                           |                    |              |       |                     |               | 279   | A Central Ark.      | 45 <b>76</b>  |       |          |       |                 |
|                           |                    |              |       |                     |               | 290   | A New Orleans       | 76 <b>88</b>  |       |          |       |                 |
|                           |                    |              |       |                     |               | 290   | H New Orleans       | 60 <b>64</b>  |       |          |       |                 |
|                           |                    |              |       |                     |               | 302   | H Incarnate Word    | 66 <b>68</b>  |       |          |       |                 |
|                           |                    |              |       |                     |               | 306   | A Southeastern La.  | 75 70         |       |          |       |                 |
|                           |                    |              |       |                     |               | 306   | H Southeastern La.  | 62 56         |       |          |       |                 |
|                           |                    |              |       |                     |               | 316   | A La.-Monroe        | 60 <b>69</b>  |       |          |       |                 |
|                           |                    |              |       |                     |               | 322   | A Northwestern St.  | 63 <b>82</b>  |       |          |       |                 |
|                           |                    |              |       |                     |               | 322   | H Northwestern St.  | 73 <b>89</b>  |       |          |       |                 |
|                           |                    |              |       |                     |               | 341   | H Houston Baptist   | 81 71         |       |          |       |                 |
| LAST 12 Division I GAMES: |                    |              |       |                     |               |       |                     |               |       |          |       |                 |
| 290                       | H New Orleans      | 60 <b>64</b> | 59    | H Lamar University  | 62 <b>64</b>  |       |                     |               |       |          |       |                 |
| 279                       | A Central Ark.     | 45 <b>76</b> | 341   | H Houston Baptist   | 81 71         |       |                     |               |       |          |       |                 |
| 306                       | A Southeastern La. | 75 70        | 306   | H Southeastern La.  | 62 56         |       |                     |               |       |          |       |                 |
| 79                        | H SFA              | 48 <b>97</b> | 173   | A Nicholls St.      | 69 68         |       |                     |               |       |          |       |                 |
| 322                       | H Northwestern St. | 73 <b>89</b> | 290   | A New Orleans       | 76 <b>88</b>  |       |                     |               |       |          |       |                 |
| 183                       | H Sam Houston St.  | 80 <b>93</b> | 164   | A Abilene Christian | 52 <b>109</b> |       |                     |               |       |          |       |                 |

Non-Div I Games: LSU-Alexandria 60 **68** Southern-N.O. 106 54 Louisiana Col. 86 68

McNeese

Loss, Non-Conf, S Site, H Home A Away N Neutral

|                              |          |           |                |             |               |          |      |       |           |
|------------------------------|----------|-----------|----------------|-------------|---------------|----------|------|-------|-----------|
| Average RPI Win: <b>221</b>  | WON-LOST | WINNING   | LAST 10        | STRENGTH OF | OPP. STRENGTH | TEAM     | ADJ. | CONF. | ADJ CONF. |
| Average RPI Loss: <b>136</b> | RECORD   | PCT. RANK | GAMES          | SCHEDULE    | OF SCHEDULE   | RPI      | RPI  | RPI   | RPI       |
| DIV. I ONLY                  | 10- 17   | 250       | 0- 1           | 115         | 171           | 210      | 210  | 9     | 9         |
| DIV. I NON-CONF.             | 5- 8     | 224       | 0- 0           | 199         | 299           | 272      | 272  | 8     | 8         |
| TOTALS                       | RPI 1-25 | RPI 26-50 | W-L RECORDS    | RPI 51-100  | RPI 101-150   | RPI 150+ |      |       |           |
| 10- 17                       | 0- 2     | 0- 0      | OVERALL        | 0- 5        | 1- 1          | 9- 9     |      |       |           |
| 6- 9                         | 0- 1     | 0- 0      | HOME           | 0- 4        | 0- 0          | 6- 4     |      |       |           |
| 3- 8                         | 0- 1     | 0- 0      | AWAY           | 0- 1        | 1- 1          | 2- 5     |      |       |           |
| 1- 0                         | 0- 0     | 0- 0      | NEUTRAL        | 0- 0        | 0- 0          | 1- 0     |      |       |           |
| 5- 8                         | 0- 0     | 0- 0      | NON-CONFERENCE | 0- 2        | 0- 1          | 5- 5     |      |       |           |
| 4- 4                         | 0- 0     | 0- 0      | HOME           | 0- 2        | 0- 0          | 4- 2     |      |       |           |
| 0- 4                         | 0- 0     | 0- 0      | AWAY           | 0- 0        | 0- 1          | 0- 3     |      |       |           |
| 1- 0                         | 0- 0     | 0- 0      | NEUTRAL        | 0- 0        | 0- 0          | 1- 0     |      |       |           |
| 5- 9                         | 0- 2     | 0- 0      | CONFERENCE     | 0- 3        | 1- 0          | 4- 4     |      |       |           |
| 2- 5                         | 0- 1     | 0- 0      | HOME           | 0- 2        | 0- 0          | 2- 2     |      |       |           |
| 3- 4                         | 0- 1     | 0- 0      | AWAY           | 0- 1        | 1- 0          | 2- 2     |      |       |           |
| 0- 0                         | 0- 0     | 0- 0      | NEUTRAL        | 0- 0        | 0- 0          | 0- 0     |      |       |           |

| RPI 1-25                  |   |               |               | RPI 26-50 |   |               |              | RPI 51-100 |   |             |              | RPI 101+ Team's RPI: 210 |   |                   |              |
|---------------------------|---|---------------|---------------|-----------|---|---------------|--------------|------------|---|-------------|--------------|--------------------------|---|-------------------|--------------|
| RPI                       | S | Opponent      | Score         | RPI       | S | Opponent      | Score        | RPI        | S | Opponent    | Score        | RPI                      | S | Opponent          | Score        |
| 6                         | A | UConn         | 45 <b>102</b> |           |   |               |              | 68         | H | Little Rock | 60 <b>63</b> | 103                      | A | UAB               | 54 <b>85</b> |
| 15                        | H | UCF           | 55 <b>68</b>  |           |   |               |              | 80         | H | Toledo      | 48 <b>58</b> | 133                      | A | South Fla.        | 47 40        |
|                           |   |               |               |           |   |               |              | 82         | A | Cincinnati  | 56 <b>80</b> | 153                      | N | Mercer            | 59 53        |
|                           |   |               |               |           |   |               |              | 82         | H | Cincinnati  | 69 <b>89</b> | 158                      | A | Tulsa             | 39 <b>46</b> |
|                           |   |               |               |           |   |               |              | 91         | H | Houston     | 57 <b>59</b> | 158                      | H | Tulsa             | 59 56        |
|                           |   |               |               |           |   |               |              |            |   |             |              | 163                      | A | Coastal Caro.     | 71 <b>90</b> |
|                           |   |               |               |           |   |               |              |            |   |             |              | 166                      | A | Tulane            | 65 59        |
|                           |   |               |               |           |   |               |              |            |   |             |              | 166                      | H | Tulane            | 61 <b>62</b> |
|                           |   |               |               |           |   |               |              |            |   |             |              | 172                      | H | Louisiana Tech    | 50 <b>66</b> |
|                           |   |               |               |           |   |               |              |            |   |             |              | 175                      | A | Arkansas St.      | 66 <b>77</b> |
|                           |   |               |               |           |   |               |              |            |   |             |              | 191                      | A | George Washington | 38 <b>51</b> |
|                           |   |               |               |           |   |               |              |            |   |             |              | 223                      | A | East Carolina     | 59 <b>68</b> |
|                           |   |               |               |           |   |               |              |            |   |             |              | 223                      | H | East Carolina     | 58 46        |
|                           |   |               |               |           |   |               |              |            |   |             |              | 234                      | H | Southeast Mo. St. | 69 57        |
|                           |   |               |               |           |   |               |              |            |   |             |              | 245                      | A | Wichita St.       | 71 50        |
|                           |   |               |               |           |   |               |              |            |   |             |              | 245                      | H | Wichita St.       | 48 <b>57</b> |
|                           |   |               |               |           |   |               |              |            |   |             |              | 277                      | H | Jackson St.       | 68 67        |
|                           |   |               |               |           |   |               |              |            |   |             |              | 286                      | H | Samford           | 53 48        |
|                           |   |               |               |           |   |               |              |            |   |             |              | 290                      | H | New Orleans       | 59 <b>66</b> |
|                           |   |               |               |           |   |               |              |            |   |             |              | 338                      | H | N.C. Central      | 77 56        |
| LAST 12 Division I GAMES: |   |               |               |           |   |               |              |            |   |             |              |                          |   |                   |              |
| 91                        | H | Houston       | 57 <b>59</b>  | 158       | H | Tulsa         | 59 56        |            |   |             |              |                          |   |                   |              |
| 6                         | A | UConn         | 45 <b>102</b> | 166       | H | Tulane        | 61 <b>62</b> |            |   |             |              |                          |   |                   |              |
| 166                       | A | Tulane        | 65 59         | 82        | A | Cincinnati    | 56 <b>80</b> |            |   |             |              |                          |   |                   |              |
| 82                        | H | Cincinnati    | 69 <b>89</b>  | 133       | A | South Fla.    | 47 40        |            |   |             |              |                          |   |                   |              |
| 223                       | A | East Carolina | 59 <b>68</b>  | 223       | H | East Carolina | 58 46        |            |   |             |              |                          |   |                   |              |
| 245                       | H | Wichita St.   | 48 <b>57</b>  | 245       | A | Wichita St.   | 71 50        |            |   |             |              |                          |   |                   |              |

Non-Div I Games:

Memphis

■ Loss, 
 ■ Non-Conf, 
 ■ S Site, 
 ■ Home 
 ■ A Away 
 N Neutral

|                              |          |           |                |             |               |          |      |       |           |
|------------------------------|----------|-----------|----------------|-------------|---------------|----------|------|-------|-----------|
| Average RPI Win: <b>245</b>  | WON-LOST | WINNING   | LAST 10        | STRENGTH OF | OPP. STRENGTH | TEAM     | ADJ. | CONF. | ADJ CONF. |
| Average RPI Loss: <b>133</b> | RECORD   | PCT. RANK | GAMES          | SCHEDULE    | OF SCHEDULE   | RPI      | RPI  | RPI   | RPI       |
| DIV. I ONLY                  | 20- 7    | 50        | 1- 0           | 332         | 138           | 153      | 153  | 28    | 28        |
| DIV. I NON-CONF.             | 8- 7     | 160       | 0- 0           | 262         | 68            | 192      | 192  | 24    | 24        |
| TOTALS                       | RPI 1-25 | RPI 26-50 | W-L RECORDS    | RPI 51-100  | RPI 101-150   | RPI 150+ |      |       |           |
| 20- 7                        | 0- 2     | 0- 0      | OVERALL        | 0- 1        | 1- 1          | 19- 3    |      |       |           |
| 9- 3                         | 0- 2     | 0- 0      | HOME           | 0- 0        | 1- 0          | 8- 1     |      |       |           |
| 10- 3                        | 0- 0     | 0- 0      | AWAY           | 0- 1        | 0- 1          | 10- 1    |      |       |           |
| 1- 1                         | 0- 0     | 0- 0      | NEUTRAL        | 0- 0        | 0- 0          | 1- 1     |      |       |           |
| 8- 7                         | 0- 2     | 0- 0      | NON-CONFERENCE | 0- 1        | 1- 1          | 7- 3     |      |       |           |
| 4- 3                         | 0- 2     | 0- 0      | HOME           | 0- 0        | 1- 0          | 3- 1     |      |       |           |
| 3- 3                         | 0- 0     | 0- 0      | AWAY           | 0- 1        | 0- 1          | 3- 1     |      |       |           |
| 1- 1                         | 0- 0     | 0- 0      | NEUTRAL        | 0- 0        | 0- 0          | 1- 1     |      |       |           |
| 12- 0                        | 0- 0     | 0- 0      | CONFERENCE     | 0- 0        | 0- 0          | 12- 0    |      |       |           |
| 5- 0                         | 0- 0     | 0- 0      | HOME           | 0- 0        | 0- 0          | 5- 0     |      |       |           |
| 7- 0                         | 0- 0     | 0- 0      | AWAY           | 0- 0        | 0- 0          | 7- 0     |      |       |           |
| 0- 0                         | 0- 0     | 0- 0      | NEUTRAL        | 0- 0        | 0- 0          | 0- 0     |      |       |           |

| RPI 1-25                  |   |                |              | RPI 26-50 |   |                |       | RPI 51-100 |   |          |              | RPI 101+ Team's RPI: 153 |   |                   |              |
|---------------------------|---|----------------|--------------|-----------|---|----------------|-------|------------|---|----------|--------------|--------------------------|---|-------------------|--------------|
| RPI                       | S | Opponent       | Score        | RPI       | S | Opponent       | Score | RPI        | S | Opponent | Score        | RPI                      | S | Opponent          | Score        |
| 15                        | H | UCF            | 42 <b>76</b> |           |   |                |       | 97         | A | Georgia  | 60 <b>67</b> | 118                      | H | Charlotte         | 57 40        |
| 20                        | H | Florida St.    | 56 <b>57</b> |           |   |                |       |            |   |          |              | 128                      | A | Wake Forest       | 54 <b>69</b> |
|                           |   |                |              |           |   |                |       |            |   |          |              | 162                      | A | Chattanooga       | 62 56        |
|                           |   |                |              |           |   |                |       |            |   |          |              | 162                      | H | Chattanooga       | 65 58        |
|                           |   |                |              |           |   |                |       |            |   |          |              | 186                      | H | UNC Asheville     | 61 47        |
|                           |   |                |              |           |   |                |       |            |   |          |              | 191                      | A | George Washington | 61 53        |
|                           |   |                |              |           |   |                |       |            |   |          |              | 210                      | N | Memphis           | 53 <b>59</b> |
|                           |   |                |              |           |   |                |       |            |   |          |              | 216                      | A | Furman            | 75 60        |
|                           |   |                |              |           |   |                |       |            |   |          |              | 218                      | N | Bowling Green     | 76 63        |
|                           |   |                |              |           |   |                |       |            |   |          |              | 220                      | H | Florida           | 92 82        |
|                           |   |                |              |           |   |                |       |            |   |          |              | 224                      | A | Howard            | 85 70        |
|                           |   |                |              |           |   |                |       |            |   |          |              | 228                      | A | Jacksonville      | 66 <b>71</b> |
|                           |   |                |              |           |   |                |       |            |   |          |              | 236                      | H | Columbia          | 68 <b>72</b> |
|                           |   |                |              |           |   |                |       |            |   |          |              | 254                      | A | ETSU              | 83 77        |
|                           |   |                |              |           |   |                |       |            |   |          |              | 254                      | H | ETSU              | 64 41        |
|                           |   |                |              |           |   |                |       |            |   |          |              | 259                      | A | Wofford           | 81 79        |
|                           |   |                |              |           |   |                |       |            |   |          |              | 284                      | A | Ga. Southern      | 79 72        |
|                           |   |                |              |           |   |                |       |            |   |          |              | 286                      | A | Samford           | 68 52        |
|                           |   |                |              |           |   |                |       |            |   |          |              | 286                      | H | Samford           | 76 68        |
|                           |   |                |              |           |   |                |       |            |   |          |              | 297                      | H | Kennesaw St.      | 64 48        |
|                           |   |                |              |           |   |                |       |            |   |          |              | 303                      | A | UNC Greensboro    | 71 58        |
|                           |   |                |              |           |   |                |       |            |   |          |              | 303                      | H | UNC Greensboro    | 85 73        |
|                           |   |                |              |           |   |                |       |            |   |          |              | 339                      | A | Western Caro.     | 69 67        |
|                           |   |                |              |           |   |                |       |            |   |          |              | 339                      | H | Western Caro.     | 71 55        |
| LAST 12 Division I GAMES: |   |                |              |           |   |                |       |            |   |          |              |                          |   |                   |              |
| 162                       | A | Chattanooga    | 62 56        | 259       | A | Wofford        | 81 79 |            |   |          |              |                          |   |                   |              |
| 254                       | A | ETSU           | 83 77        | 254       | H | ETSU           | 64 41 |            |   |          |              |                          |   |                   |              |
| 339                       | H | Western Caro.  | 71 55        | 162       | H | Chattanooga    | 65 58 |            |   |          |              |                          |   |                   |              |
| 303                       | H | UNC Greensboro | 85 73        | 303       | A | UNC Greensboro | 71 58 |            |   |          |              |                          |   |                   |              |
| 286                       | A | Samford        | 68 52        | 339       | A | Western Caro.  | 69 67 |            |   |          |              |                          |   |                   |              |
| 216                       | A | Furman         | 75 60        | 286       | H | Samford        | 76 68 |            |   |          |              |                          |   |                   |              |

Non-Div I Games:

Mercer

■ Loss, 
 ■ Non-Conf, S Site, 
 ■ Home 
 ■ Away 
 N Neutral

|                   |          |           |                |            |             |               |      |      |       |           |
|-------------------|----------|-----------|----------------|------------|-------------|---------------|------|------|-------|-----------|
| Average RPI Win:  | 121      | WON-LOST  | WINNING        | LAST 10    | STRENGTH OF | OPP. STRENGTH | TEAM | ADJ. | CONF. | ADJ CONF. |
| Average RPI Loss: | 38       | RECORD    | PCT. RANK      | GAMES      | SCHEDULE    | OF SCHEDULE   | RPI  | RPI  | RPI   | RPI       |
| DIV. I ONLY       | 23- 6    | 29        | 2- 1           | 51         | 6           | 18            | 18   | 1    | 1     |           |
| DIV. I NON-CONF.  | 12- 3    | 52        | 2- 1           | 147        | 40          | 52            | 52   | 1    | 1     |           |
| TOTALS            | RPI 1-25 | RPI 26-50 | W-L RECORDS    | RPI 51-100 | RPI 101-150 | RPI 150+      |      |      |       |           |
| 23- 6             | 5- 3     | 1- 1      | OVERALL        | 5- 2       | 5- 0        | 7- 0          |      |      |       |           |
| 15- 2             | 3- 1     | 1- 1      | HOME           | 4- 0       | 2- 0        | 5- 0          |      |      |       |           |
| 6- 4              | 2- 2     | 0- 0      | AWAY           | 1- 2       | 2- 0        | 1- 0          |      |      |       |           |
| 2- 0              | 0- 0     | 0- 0      | NEUTRAL        | 0- 0       | 1- 0        | 1- 0          |      |      |       |           |
| 12- 3             | 1- 2     | 0- 0      | NON-CONFERENCE | 2- 1       | 2- 0        | 7- 0          |      |      |       |           |
| 9- 1              | 1- 1     | 0- 0      | HOME           | 2- 0       | 1- 0        | 5- 0          |      |      |       |           |
| 1- 2              | 0- 1     | 0- 0      | AWAY           | 0- 1       | 0- 0        | 1- 0          |      |      |       |           |
| 2- 0              | 0- 0     | 0- 0      | NEUTRAL        | 0- 0       | 1- 0        | 1- 0          |      |      |       |           |
| 11- 3             | 4- 1     | 1- 1      | CONFERENCE     | 3- 1       | 3- 0        | 0- 0          |      |      |       |           |
| 6- 1              | 2- 0     | 1- 1      | HOME           | 2- 0       | 1- 0        | 0- 0          |      |      |       |           |
| 5- 2              | 2- 1     | 0- 0      | AWAY           | 1- 1       | 2- 0        | 0- 0          |      |      |       |           |
| 0- 0              | 0- 0     | 0- 0      | NEUTRAL        | 0- 0       | 0- 0        | 0- 0          |      |      |       |           |

| RPI                       | S | Opponent      | Score | RPI | S | Opponent       | Score | RPI | S | Opponent      | Score | RPI | S | Opponent       | Score  |
|---------------------------|---|---------------|-------|-----|---|----------------|-------|-----|---|---------------|-------|-----|---|----------------|--------|
| 1                         | H | Notre Dame    | 72 65 | 31  | H | North Carolina | 76 68 | 60  | A | Virginia Tech | 65 73 | 113 | H | Hartford       | 75 62  |
| 3                         | A | Louisville    | 79 73 | 41  | H | Clemson        | 67 76 | 60  | H | Virginia Tech | 68 61 | 115 | H | Boston College | 76 73  |
| 10                        | H | Marquette     | 63 55 |     |   |                |       | 74  | A | Purdue        | 63 74 | 124 | A | Pittsburgh     | 65 51  |
| 11                        | A | Iowa St.      | 52 75 |     |   |                |       | 79  | H | SFA           | 81 60 | 128 | A | Wake Forest    | 72 57  |
| 12                        | A | Syracuse      | 84 71 |     |   |                |       | 84  | A | Duke          | 58 50 | 147 | N | Alabama        | 101 74 |
| 20                        | A | Florida St.   | 58 62 |     |   |                |       | 86  | H | Nebraska      | 82 68 | 161 | H | Temple         | 73 61  |
| 20                        | H | Florida St.   | 64 54 |     |   |                |       | 98  | H | Virginia      | 72 59 | 165 | H | Colorado       | 73 58  |
| 23                        | H | Central Mich. | 80 90 |     |   |                |       |     |   |               |       | 193 | H | UMES           | 71 53  |
|                           |   |               |       |     |   |                |       |     |   |               |       | 195 | N | Vanderbilt     | 90 65  |
|                           |   |               |       |     |   |                |       |     |   |               |       | 290 | H | New Orleans    | 78 38  |
|                           |   |               |       |     |   |                |       |     |   |               |       | 315 | A | FIU            | 94 43  |
|                           |   |               |       |     |   |                |       |     |   |               |       | 347 | H | Florida A&M    | 103 54 |
| LAST 12 Division I GAMES: |   |               |       |     |   |                |       |     |   |               |       |     |   |                |        |
| 113                       | H | Hartford      | 75 62 | 124 | A | Pittsburgh     | 65 51 |     |   |               |       |     |   |                |        |
| 10                        | H | Marquette     | 63 55 | 1   | H | Notre Dame     | 72 65 |     |   |               |       |     |   |                |        |
| 11                        | A | Iowa St.      | 52 75 | 98  | H | Virginia       | 72 59 |     |   |               |       |     |   |                |        |
| 20                        | H | Florida St.   | 64 54 | 20  | A | Florida St.    | 58 62 |     |   |               |       |     |   |                |        |
| 60                        | A | Virginia Tech | 65 73 | 115 | H | Boston College | 76 73 |     |   |               |       |     |   |                |        |
| 3                         | A | Louisville    | 79 73 | 12  | A | Syracuse       | 84 71 |     |   |               |       |     |   |                |        |

Non-Div I Games:

Miami (FL)

■ Loss, 
■ Non-Conf, S Site, 
■ Home 
■ Away 
N Neutral

|                              |          |           |                |             |               |          |      |       |           |
|------------------------------|----------|-----------|----------------|-------------|---------------|----------|------|-------|-----------|
| Average RPI Win: <b>183</b>  | WON-LOST | WINNING   | LAST 10        | STRENGTH OF | OPP. STRENGTH | TEAM     | ADJ. | CONF. | ADJ CONF. |
| Average RPI Loss: <b>123</b> | RECORD   | PCT. RANK | GAMES          | SCHEDULE    | OF SCHEDULE   | RPI      | RPI  | RPI   | RPI       |
| DIV. I ONLY                  | 20- 4    | 17        | 1- 0           | 179         | 122           | 42       | 42   | 7     | 7         |
| DIV. I NON-CONF.             | 8- 2     | 52        | 0- 0           | 325         | 280           | 120      | 120  | 9     | 9         |
| TOTALS                       | RPI 1-25 | RPI 26-50 | W-L RECORDS    | RPI 51-100  | RPI 101-150   | RPI 150+ |      |       |           |
| 20- 4                        | 1- 1     | 1- 1      | OVERALL        | 5- 1        | 2- 0          | 11- 1    |      |       |           |
| 9- 1                         | 0- 0     | 0- 1      | HOME           | 4- 0        | 1- 0          | 4- 0     |      |       |           |
| 11- 3                        | 1- 1     | 1- 0      | AWAY           | 1- 1        | 1- 0          | 7- 1     |      |       |           |
| 0- 0                         | 0- 0     | 0- 0      | NEUTRAL        | 0- 0        | 0- 0          | 0- 0     |      |       |           |
| 8- 2                         | 0- 1     | 0- 0      | NON-CONFERENCE | 1- 0        | 1- 0          | 6- 1     |      |       |           |
| 3- 0                         | 0- 0     | 0- 0      | HOME           | 1- 0        | 1- 0          | 1- 0     |      |       |           |
| 5- 2                         | 0- 1     | 0- 0      | AWAY           | 0- 0        | 0- 0          | 5- 1     |      |       |           |
| 0- 0                         | 0- 0     | 0- 0      | NEUTRAL        | 0- 0        | 0- 0          | 0- 0     |      |       |           |
| 12- 2                        | 1- 0     | 1- 1      | CONFERENCE     | 4- 1        | 1- 0          | 5- 0     |      |       |           |
| 6- 1                         | 0- 0     | 0- 1      | HOME           | 3- 0        | 0- 0          | 3- 0     |      |       |           |
| 6- 1                         | 1- 0     | 1- 0      | AWAY           | 1- 1        | 1- 0          | 2- 0     |      |       |           |
| 0- 0                         | 0- 0     | 0- 0      | NEUTRAL        | 0- 0        | 0- 0          | 0- 0     |      |       |           |

| RPI 1-25                  |   |               |       | RPI 26-50 |   |               |       | Team's RPI: 42 |   |               |       | RPI 51-100 |   |                  |       | RPI 101+ |   |          |       |
|---------------------------|---|---------------|-------|-----------|---|---------------|-------|----------------|---|---------------|-------|------------|---|------------------|-------|----------|---|----------|-------|
| RPI                       | S | Opponent      | Score | RPI       | S | Opponent      | Score | RPI            | S | Opponent      | Score | RPI        | S | Opponent         | Score | RPI      | S | Opponent | Score |
| 3                         | A | Louisville    | 73 95 | 32        | A | Ohio          | 67 61 | 80             | A | Toledo        | 65 56 | 123        | H | High Point       | 68 55 |          |   |          |       |
| 23                        | A | Central Mich. | 70 67 | 43        | H | Buffalo       | 59 66 | 80             | H | Toledo        | 65 64 | 148        | A | Akron            | 67 61 |          |   |          |       |
|                           |   |               |       |           |   |               |       | 82             | H | Cincinnati    | 78 65 | 201        | A | Jacksonville St. | 58 41 |          |   |          |       |
|                           |   |               |       |           |   |               |       | 85             | H | Kent St.      | 79 63 | 204        | H | Eastern Mich.    | 63 58 |          |   |          |       |
|                           |   |               |       |           |   |               |       | 99             | A | Northern Ill. | 71 82 | 212        | H | Ball St.         | 60 57 |          |   |          |       |
|                           |   |               |       |           |   |               |       | 99             | H | Northern Ill. | 70 45 | 218        | A | Bowling Green    | 82 75 |          |   |          |       |
|                           |   |               |       |           |   |               |       |                |   |               |       | 218        | H | Bowling Green    | 75 62 |          |   |          |       |
|                           |   |               |       |           |   |               |       |                |   |               |       | 269        | A | Western Mich.    | 81 62 |          |   |          |       |
|                           |   |               |       |           |   |               |       |                |   |               |       | 281        | A | Canisius         | 62 59 |          |   |          |       |
|                           |   |               |       |           |   |               |       |                |   |               |       | 314        | A | Valparaiso       | 68 47 |          |   |          |       |
|                           |   |               |       |           |   |               |       |                |   |               |       | 327        | H | Eastern Ky.      | 60 44 |          |   |          |       |
|                           |   |               |       |           |   |               |       |                |   |               |       | 333        | A | Detroit Mercy    | 78 59 |          |   |          |       |
|                           |   |               |       |           |   |               |       |                |   |               |       | 337        | A | UIC              | 65 56 |          |   |          |       |
|                           |   |               |       |           |   |               |       |                |   |               |       | 347        | A | Florida A&M      | 56 57 |          |   |          |       |
| LAST 12 Division I GAMES: |   |               |       |           |   |               |       |                |   |               |       |            |   |                  |       |          |   |          |       |
| 218                       | H | Bowling Green | 75 62 | 269       | A | Western Mich. | 81 62 |                |   |               |       |            |   |                  |       |          |   |          |       |
| 80                        | A | Toledo        | 65 56 | 32        | A | Ohio          | 67 61 |                |   |               |       |            |   |                  |       |          |   |          |       |
| 148                       | A | Akron         | 67 61 | 85        | H | Kent St.      | 79 63 |                |   |               |       |            |   |                  |       |          |   |          |       |
| 99                        | H | Northern Ill. | 70 45 | 212       | H | Ball St.      | 60 57 |                |   |               |       |            |   |                  |       |          |   |          |       |
| 218                       | A | Bowling Green | 82 75 | 23        | A | Central Mich. | 70 67 |                |   |               |       |            |   |                  |       |          |   |          |       |
| 204                       | H | Eastern Mich. | 63 58 | 43        | H | Buffalo       | 59 66 |                |   |               |       |            |   |                  |       |          |   |          |       |

Non-Div I Games: Ohio Dominican 74 29

Miami (OH)

## Michigan

Through Games Of Feb. 26, 2019

|                   |          |           |                |            |             |               |      |      |       |           |
|-------------------|----------|-----------|----------------|------------|-------------|---------------|------|------|-------|-----------|
| Average RPI Win:  | 166      | WON-LOST  | WINNING        | LAST 10    | STRENGTH OF | OPP. STRENGTH | TEAM | ADJ. | CONF. | ADJ CONF. |
| Average RPI Loss: | 36       | RECORD    | PCT. RANK      | GAMES      | SCHEDULE    | OF SCHEDULE   | RPI  | RPI  | RPI   | RPI       |
| DIV. I ONLY       | 19- 10   | 87        | 1- 1           | 72         | 53          | 46            | 46   | 5    | 5     |           |
| DIV. I NON-CONF.  | 9- 3     | 61        | 1- 1           | 229        | 124         | 85            | 85   | 6    | 6     |           |
| TOTALS            | RPI 1-25 | RPI 26-50 | W-L RECORDS    | RPI 51-100 | RPI 101-150 | RPI 150+      |      |      |       |           |
| 19- 10            | 1- 4     | 2- 3      | OVERALL        | 3- 3       | 3- 0        | 10- 0         |      |      |       |           |
| 12- 1             | 1- 0     | 1- 1      | HOME           | 3- 0       | 2- 0        | 5- 0          |      |      |       |           |
| 5- 8              | 0- 4     | 0- 1      | AWAY           | 0- 3       | 1- 0        | 4- 0          |      |      |       |           |
| 2- 1              | 0- 0     | 1- 1      | NEUTRAL        | 0- 0       | 0- 0        | 1- 0          |      |      |       |           |
| 9- 3              | 0- 2     | 1- 1      | NON-CONFERENCE | 0- 0       | 0- 0        | 8- 0          |      |      |       |           |
| 5- 0              | 0- 0     | 0- 0      | HOME           | 0- 0       | 0- 0        | 5- 0          |      |      |       |           |
| 2- 2              | 0- 2     | 0- 0      | AWAY           | 0- 0       | 0- 0        | 2- 0          |      |      |       |           |
| 2- 1              | 0- 0     | 1- 1      | NEUTRAL        | 0- 0       | 0- 0        | 1- 0          |      |      |       |           |
| 10- 7             | 1- 2     | 1- 2      | CONFERENCE     | 3- 3       | 3- 0        | 2- 0          |      |      |       |           |
| 7- 1              | 1- 0     | 1- 1      | HOME           | 3- 0       | 2- 0        | 0- 0          |      |      |       |           |
| 3- 6              | 0- 2     | 0- 1      | AWAY           | 0- 3       | 1- 0        | 2- 0          |      |      |       |           |
| 0- 0              | 0- 0     | 0- 0      | NEUTRAL        | 0- 0       | 0- 0        | 0- 0          |      |      |       |           |

| RPI 1-25                  |   |              |       | RPI 26-50 |   |              |       | Team's RPI: 46 | RPI 51-100 |   |              |       | RPI 101+ |   |                |       |
|---------------------------|---|--------------|-------|-----------|---|--------------|-------|----------------|------------|---|--------------|-------|----------|---|----------------|-------|
| RPI                       | S | Opponent     | Score | RPI       | S | Opponent     | Score |                | RPI        | S | Opponent     | Score | RPI      | S | Opponent       | Score |
| 7                         | A | Iowa         | 61 75 | 26        | N | Texas        | 52 69 |                | 55         | A | Indiana      | 60 70 | 106      | H | Minnesota      | 76 60 |
| 7                         | H | Iowa         | 90 81 | 27        | H | Rutgers      | 86 76 |                | 55         | H | Indiana      | 67 58 | 108      | H | Northwestern   | 79 78 |
| 8                         | A | NC State     | 55 66 | 30        | N | Missouri     | 70 54 |                | 74         | A | Purdue       | 70 71 | 126      | A | Penn St.       | 66 62 |
| 10                        | A | Marquette    | 74 85 | 39        | A | Michigan St. | 64 74 |                | 77         | H | Ohio St.     | 62 58 | 157      | N | Washington     | 80 73 |
| 13                        | A | Maryland     | 69 83 | 39        | H | Michigan St. | 73 77 |                | 86         | A | Nebraska     | 56 70 | 174      | H | Southern U.    | 76 35 |
|                           |   |              |       |           |   |              |       |                | 86         | H | Nebraska     | 67 61 | 181      | A | Wisconsin      | 76 70 |
|                           |   |              |       |           |   |              |       |                |            |   |              |       | 209      | A | Illinois       | 70 56 |
|                           |   |              |       |           |   |              |       |                |            |   |              |       | 238      | H | Mt. St. Mary's | 88 40 |
|                           |   |              |       |           |   |              |       |                |            |   |              |       | 269      | A | Western Mich.  | 79 42 |
|                           |   |              |       |           |   |              |       |                |            |   |              |       | 307      | H | Morgan St.     | 70 47 |
|                           |   |              |       |           |   |              |       |                |            |   |              |       | 310      | A | Oakland        | 85 59 |
|                           |   |              |       |           |   |              |       |                |            |   |              |       | 333      | H | Detroit Mercy  | 95 62 |
|                           |   |              |       |           |   |              |       |                |            |   |              |       | 346      | H | LIU Brooklyn   | 83 38 |
| LAST 12 Division I GAMES: |   |              |       |           |   |              |       |                |            |   |              |       |          |   |                |       |
| 157                       | N | Washington   | 80 73 | 126       | A | Penn St.     | 66 62 |                | 86         | H | Nebraska     | 67 61 |          |   |                |       |
| 26                        | N | Texas        | 52 69 |           |   |              |       |                | 181        | A | Wisconsin    | 76 70 |          |   |                |       |
| 39                        | A | Michigan St. | 64 74 | 7         | H | Iowa         | 90 81 |                | 39         | H | Michigan St. | 73 77 |          |   |                |       |
| 27                        | H | Rutgers      | 86 76 | 55        | A | Indiana      | 60 70 |                |            |   |              |       |          |   |                |       |
| 209                       | A | Illinois     | 70 56 |           |   |              |       |                |            |   |              |       |          |   |                |       |
| 55                        | H | Indiana      | 67 58 |           |   |              |       |                |            |   |              |       |          |   |                |       |

Non-Div I Games:

Michigan

■ Loss, 
■ Non-Conf, 
■ S Site, 
■ H Home 
■ A Away 
N Neutral

|                      |  |          |           |                |             |               |             |          |       |           |
|----------------------|--|----------|-----------|----------------|-------------|---------------|-------------|----------|-------|-----------|
| Average RPI Win: 137 |  | WON-LOST | WINNING   | LAST 10        | STRENGTH OF | OPP. STRENGTH | TEAM        | ADJ.     | CONF. | ADJ CONF. |
| Average RPI Loss: 70 |  | RECORD   | PCT. RANK | GAMES          | SCHEDULE    | OF SCHEDULE   | RPI         | RPI      | RPI   | RPI       |
| DIV. I ONLY          |  | 18- 9    | 84        | 1- 0           | 53          | 33            | 39          | 39       | 5     | 5         |
| DIV. I NON-CONF.     |  | 10- 1    | 17        | 0- 0           | 179         | 47            | 34          | 34       | 6     | 6         |
| TOTALS               |  | RPI 1-25 | RPI 26-50 | W-L RECORDS    |             | RPI 51-100    | RPI 101-150 | RPI 150+ |       |           |
| 18- 9                |  | 3- 2     | 2- 1      | OVERALL        |             | 4- 4          | 2- 1        | 7- 1     |       |           |
| 14- 1                |  | 3- 0     | 1- 0      | HOME           |             | 4- 1          | 1- 0        | 5- 0     |       |           |
| 3- 7                 |  | 0- 1     | 1- 1      | AWAY           |             | 0- 3          | 1- 1        | 1- 1     |       |           |
| 1- 1                 |  | 0- 1     | 0- 0      | NEUTRAL        |             | 0- 0          | 0- 0        | 1- 0     |       |           |
| 10- 1                |  | 1- 1     | 0- 0      | NON-CONFERENCE |             | 2- 0          | 1- 0        | 6- 0     |       |           |
| 7- 0                 |  | 1- 0     | 0- 0      | HOME           |             | 2- 0          | 0- 0        | 4- 0     |       |           |
| 2- 0                 |  | 0- 0     | 0- 0      | AWAY           |             | 0- 0          | 1- 0        | 1- 0     |       |           |
| 1- 1                 |  | 0- 1     | 0- 0      | NEUTRAL        |             | 0- 0          | 0- 0        | 1- 0     |       |           |
| 8- 8                 |  | 2- 1     | 2- 1      | CONFERENCE     |             | 2- 4          | 1- 1        | 1- 1     |       |           |
| 7- 1                 |  | 2- 0     | 1- 0      | HOME           |             | 2- 1          | 1- 0        | 1- 0     |       |           |
| 1- 7                 |  | 0- 1     | 1- 1      | AWAY           |             | 0- 3          | 0- 1        | 0- 1     |       |           |
| 0- 0                 |  | 0- 0     | 0- 0      | NEUTRAL        |             | 0- 0          | 0- 0        | 0- 0     |       |           |

| RPI 1-25                  |   |           |       | RPI 26-50 |   |          |       | Team's RPI: 39 | RPI 51-100 |   |            |       | RPI 101+ |   |                |        |
|---------------------------|---|-----------|-------|-----------|---|----------|-------|----------------|------------|---|------------|-------|----------|---|----------------|--------|
| RPI                       | S | Opponent  | Score | RPI       | S | Opponent | Score |                | RPI        | S | Opponent   | Score | RPI      | S | Opponent       | Score  |
| 5                         | H | Oregon    | 88 82 | 27        | A | Rutgers  | 62 76 |                | 55         | A | Indiana    | 64 68 | 106      | H | Minnesota      | 86 68  |
| 7                         | A | Iowa      | 71 86 | 46        | A | Michigan | 77 73 |                | 55         | H | Indiana    | 77 61 | 108      | A | Northwestern   | 62 70  |
| 7                         | H | Iowa      | 84 70 | 46        | H | Michigan | 74 64 |                | 63         | H | Wright St. | 84 68 | 113      | A | Hartford       | 74 66  |
| 8                         | N | NC State  | 74 78 |           |   |          |       |                | 74         | H | Purdue     | 74 66 | 181      | A | Wisconsin      | 62 79  |
| 13                        | H | Maryland  | 77 60 |           |   |          |       |                | 77         | A | Ohio St.   | 55 65 | 209      | H | Illinois       | 77 60  |
|                           |   |           |       |           |   |          |       |                | 77         | H | Ohio St.   | 70 77 | 218      | H | Bowling Green  | 99 69  |
|                           |   |           |       |           |   |          |       |                | 86         | A | Nebraska   | 71 82 | 242      | H | Texas Southern | 91 45  |
|                           |   |           |       |           |   |          |       |                | 98         | H | Virginia   | 91 66 | 254      | H | ETSU           | 75 53  |
|                           |   |           |       |           |   |          |       |                |            |   |            |       | 297      | N | Kennesaw St.   | 75 51  |
|                           |   |           |       |           |   |          |       |                |            |   |            |       | 304      | H | Fla. Atlantic  | 89 74  |
|                           |   |           |       |           |   |          |       |                |            |   |            |       | 310      | A | Oakland        | 102 58 |
| LAST 12 Division I GAMES: |   |           |       |           |   |          |       |                |            |   |            |       |          |   |                |        |
| 46                        | H | Michigan  | 74 64 | 74        | H | Purdue   | 74 66 |                | 46         | A | Michigan   | 77 73 |          |   |                |        |
| 77                        | H | Ohio St.  | 70 77 | 209       | H | Illinois | 77 60 |                | 27         | A | Rutgers    | 62 76 |          |   |                |        |
| 86                        | A | Nebraska  | 71 82 | 13        | H | Maryland | 77 60 |                | 77         | A | Ohio St.   | 55 65 |          |   |                |        |
| 181                       | A | Wisconsin | 62 79 |           |   |          |       |                |            |   |            |       |          |   |                |        |
| 55                        | H | Indiana   | 77 61 |           |   |          |       |                |            |   |            |       |          |   |                |        |
| 7                         | A | Iowa      | 71 86 |           |   |          |       |                |            |   |            |       |          |   |                |        |

Non-Div I Games:

Michigan St.

■ Loss, 
■ Non-Conf, 
■ S Site, 
■ H Home 
■ A Away 
N Neutral

## Middle Tenn.

Through Games Of Feb. 26, 2019

| Average RPI Win:  | 199      | WON-LOST  | WINNING        | LAST 10    | STRENGTH OF | OPP. STRENGTH | TEAM | ADJ. | CONF. | ADJ CONF. |
|-------------------|----------|-----------|----------------|------------|-------------|---------------|------|------|-------|-----------|
| Average RPI Loss: | 97       | RECORD    | PCT. RANK      | GAMES      | SCHEDULE    | OF SCHEDULE   | RPI  | RPI  | RPI   | RPI       |
| DIV. I ONLY       | 19- 8    | 64        | 0- 1           | 86         | 184         | 62            | 62   | 14   | 14    |           |
| DIV. I NON-CONF.  | 9- 4     | 85        | 0- 1           | 73         | 223         | 50            | 50   | 17   | 17    |           |
| TOTALS            | RPI 1-25 | RPI 26-50 | W-L RECORDS    | RPI 51-100 | RPI 101-150 | RPI 150+      |      |      |       |           |
| 19- 8             | 0- 1     | 0- 1      | OVERALL        | 1- 2       | 4- 2        | 14- 2         |      |      |       |           |
| 9- 3              | 0- 0     | 0- 1      | HOME           | 0- 1       | 3- 0        | 6- 1          |      |      |       |           |
| 8- 5              | 0- 1     | 0- 0      | AWAY           | 1- 1       | 1- 2        | 6- 1          |      |      |       |           |
| 2- 0              | 0- 0     | 0- 0      | NEUTRAL        | 0- 0       | 0- 0        | 2- 0          |      |      |       |           |
| 9- 4              | 0- 1     | 0- 0      | NON-CONFERENCE | 1- 1       | 1- 1        | 7- 1          |      |      |       |           |
| 4- 1              | 0- 0     | 0- 0      | HOME           | 0- 1       | 1- 0        | 3- 0          |      |      |       |           |
| 3- 3              | 0- 1     | 0- 0      | AWAY           | 1- 0       | 0- 1        | 2- 1          |      |      |       |           |
| 2- 0              | 0- 0     | 0- 0      | NEUTRAL        | 0- 0       | 0- 0        | 2- 0          |      |      |       |           |
| 10- 4             | 0- 0     | 0- 1      | CONFERENCE     | 0- 1       | 3- 1        | 7- 1          |      |      |       |           |
| 5- 2              | 0- 0     | 0- 1      | HOME           | 0- 0       | 2- 0        | 3- 1          |      |      |       |           |
| 5- 2              | 0- 0     | 0- 0      | AWAY           | 0- 1       | 1- 1        | 4- 0          |      |      |       |           |
| 0- 0              | 0- 0     | 0- 0      | NEUTRAL        | 0- 0       | 0- 0        | 0- 0          |      |      |       |           |

| RPI 1-25                  |   |              |       | RPI 26-50 |   |             |       | RPI 51-100 Team's RPI: 62 |   |              |       | RPI 101+ |   |                  |        |
|---------------------------|---|--------------|-------|-----------|---|-------------|-------|---------------------------|---|--------------|-------|----------|---|------------------|--------|
| RPI                       | S | Opponent     | Score | RPI       | S | Opponent    | Score | RPI                       | S | Opponent     | Score | RPI      | S | Opponent         | Score  |
| 17                        | A | Kentucky     | 55 72 | 35        | H | Rice        | 47 60 | 61                        | H | Belmont      | 38 45 | 103      | A | UAB              | 72 77  |
|                           |   |              |       |           |   |             |       | 87                        | A | Old Dominion | 65 70 | 103      | H | UAB              | 60 44  |
|                           |   |              |       |           |   |             |       | 96                        | A | Troy         | 67 64 | 117      | A | Fordham          | 49 61  |
|                           |   |              |       |           |   |             |       |                           |   |              |       | 118      | A | Charlotte        | 62 55  |
|                           |   |              |       |           |   |             |       |                           |   |              |       | 119      | H | Western Ky.      | 81 69  |
|                           |   |              |       |           |   |             |       |                           |   |              |       | 134      | H | Georgia St.      | 69 54  |
|                           |   |              |       |           |   |             |       |                           |   |              |       | 154      | A | Tennessee Tech   | 64 68  |
|                           |   |              |       |           |   |             |       |                           |   |              |       | 162      | N | Chattanooga      | 58 47  |
|                           |   |              |       |           |   |             |       |                           |   |              |       | 172      | H | Louisiana Tech   | 75 38  |
|                           |   |              |       |           |   |             |       |                           |   |              |       | 176      | H | North Texas      | 61 46  |
|                           |   |              |       |           |   |             |       |                           |   |              |       | 180      | H | Southern Miss.   | 66 49  |
|                           |   |              |       |           |   |             |       |                           |   |              |       | 186      | H | UNC Asheville    | 67 46  |
|                           |   |              |       |           |   |             |       |                           |   |              |       | 195      | H | Vanderbilt       | 65 58  |
|                           |   |              |       |           |   |             |       |                           |   |              |       | 199      | A | UNLV             | 66 62  |
|                           |   |              |       |           |   |             |       |                           |   |              |       | 202      | H | Marshall         | 53 59  |
|                           |   |              |       |           |   |             |       |                           |   |              |       | 203      | N | Dartmouth        | 70 58  |
|                           |   |              |       |           |   |             |       |                           |   |              |       | 216      | A | Furman           | 78 71  |
|                           |   |              |       |           |   |             |       |                           |   |              |       | 278      | A | UTEP             | 79 49  |
|                           |   |              |       |           |   |             |       |                           |   |              |       | 304      | A | Fla. Atlantic    | 74 55  |
|                           |   |              |       |           |   |             |       |                           |   |              |       | 305      | A | UTSA             | 72 52  |
|                           |   |              |       |           |   |             |       |                           |   |              |       | 315      | A | FIU              | 49 43  |
|                           |   |              |       |           |   |             |       |                           |   |              |       | 329      | H | Mississippi Val. | 101 51 |
| LAST 12 Division I GAMES: |   |              |       |           |   |             |       |                           |   |              |       |          |   |                  |        |
| 117                       | A | Fordham      | 49 61 | 118       | A | Charlotte   | 62 55 |                           |   |              |       |          |   |                  |        |
| 199                       | A | UNLV         | 66 62 | 103       | H | UAB         | 60 44 |                           |   |              |       |          |   |                  |        |
| 103                       | A | UAB          | 72 77 | 176       | H | North Texas | 61 46 |                           |   |              |       |          |   |                  |        |
| 202                       | H | Marshall     | 53 59 | 35        | H | Rice        | 47 60 |                           |   |              |       |          |   |                  |        |
| 119                       | H | Western Ky.  | 81 69 | 278       | A | UTEP        | 79 49 |                           |   |              |       |          |   |                  |        |
| 87                        | A | Old Dominion | 65 70 | 305       | A | UTSA        | 72 52 |                           |   |              |       |          |   |                  |        |

Non-Div I Games:

Middle Tenn.

■ Loss, 
 ■ Non-Conf, S Site, 
 ■ Home 
 ■ Away 
 N Neutral



|                   |          |           |                |            |             |               |      |      |       |           |
|-------------------|----------|-----------|----------------|------------|-------------|---------------|------|------|-------|-----------|
| Average RPI Win:  | 275      | WON-LOST  | WINNING        | LAST 10    | STRENGTH OF | OPP. STRENGTH | TEAM | ADJ. | CONF. | ADJ CONF. |
| Average RPI Loss: | 93       | RECORD    | PCT. RANK      | GAMES      | SCHEDULE    | OF SCHEDULE   | RPI  | RPI  | RPI   | RPI       |
| DIV. I ONLY       | 14- 13   | 168       | 1- 0           | 245        | 168         | 196           | 196  | 21   | 21    |           |
| DIV. I NON-CONF.  | 5- 6     | 177       | 0- 0           | 172        | 90          | 181           | 181  | 18   | 18    |           |
| TOTALS            | RPI 1-25 | RPI 26-50 | W-L RECORDS    | RPI 51-100 | RPI 101-150 | RPI 150+      |      |      |       |           |
| 14- 13            | 0- 2     | 0- 0      | OVERALL        | 0- 6       | 2- 3        | 12- 2         |      |      |       |           |
| 8- 6              | 0- 2     | 0- 0      | HOME           | 0- 2       | 1- 1        | 7- 1          |      |      |       |           |
| 5- 7              | 0- 0     | 0- 0      | AWAY           | 0- 4       | 0- 2        | 5- 1          |      |      |       |           |
| 1- 0              | 0- 0     | 0- 0      | NEUTRAL        | 0- 0       | 1- 0        | 0- 0          |      |      |       |           |
| 5- 6              | 0- 2     | 0- 0      | NON-CONFERENCE | 0- 2       | 1- 1        | 4- 1          |      |      |       |           |
| 2- 3              | 0- 2     | 0- 0      | HOME           | 0- 0       | 0- 0        | 2- 1          |      |      |       |           |
| 2- 3              | 0- 0     | 0- 0      | AWAY           | 0- 2       | 0- 1        | 2- 0          |      |      |       |           |
| 1- 0              | 0- 0     | 0- 0      | NEUTRAL        | 0- 0       | 1- 0        | 0- 0          |      |      |       |           |
| 9- 7              | 0- 0     | 0- 0      | CONFERENCE     | 0- 4       | 1- 2        | 8- 1          |      |      |       |           |
| 6- 3              | 0- 0     | 0- 0      | HOME           | 0- 2       | 1- 1        | 5- 0          |      |      |       |           |
| 3- 4              | 0- 0     | 0- 0      | AWAY           | 0- 2       | 0- 1        | 3- 1          |      |      |       |           |
| 0- 0              | 0- 0     | 0- 0      | NEUTRAL        | 0- 0       | 0- 0        | 0- 0          |      |      |       |           |

| RPI 1-25                  |   |                |       | RPI 26-50 |   |               |       | RPI 51-100 |   |                   |       | RPI 101+ Team's RPI: 196 |   |                   |       |
|---------------------------|---|----------------|-------|-----------|---|---------------|-------|------------|---|-------------------|-------|--------------------------|---|-------------------|-------|
| RPI                       | S | Opponent       | Score | RPI       | S | Opponent      | Score | RPI        | S | Opponent          | Score | RPI                      | S | Opponent          | Score |
| 10                        | H | Marquette      | 74 83 |           |   |               |       | 55         | A | Indiana           | 66 68 | 111                      | A | Fresno St.        | 48 65 |
| 20                        | H | Florida St.    | 62 87 |           |   |               |       | 56         | A | Saint Mary's (CA) | 71 73 | 121                      | A | Youngstown St.    | 47 67 |
|                           |   |                |       |           |   |               |       | 63         | A | Wright St.        | 57 61 | 121                      | H | Youngstown St.    | 71 68 |
|                           |   |                |       |           |   |               |       | 63         | H | Wright St.        | 69 73 | 130                      | H | IUPUI             | 66 67 |
|                           |   |                |       |           |   |               |       | 75         | A | Green Bay         | 45 59 | 143                      | N | UC Riverside      | 56 54 |
|                           |   |                |       |           |   |               |       | 75         | H | Green Bay         | 62 76 | 181                      | H | Wisconsin         | 57 68 |
|                           |   |                |       |           |   |               |       |            |   |                   |       | 236                      | H | Columbia          | 78 65 |
|                           |   |                |       |           |   |               |       |            |   |                   |       | 252                      | A | North Dakota      | 64 46 |
|                           |   |                |       |           |   |               |       |            |   |                   |       | 253                      | A | Northern Ky.      | 54 55 |
|                           |   |                |       |           |   |               |       |            |   |                   |       | 253                      | H | Northern Ky.      | 59 38 |
|                           |   |                |       |           |   |               |       |            |   |                   |       | 283                      | A | Cleveland St.     | 78 60 |
|                           |   |                |       |           |   |               |       |            |   |                   |       | 283                      | H | Cleveland St.     | 59 53 |
|                           |   |                |       |           |   |               |       |            |   |                   |       | 310                      | A | Oakland           | 79 52 |
|                           |   |                |       |           |   |               |       |            |   |                   |       | 310                      | H | Oakland           | 83 53 |
|                           |   |                |       |           |   |               |       |            |   |                   |       | 318                      | A | North Dakota St.  | 57 55 |
|                           |   |                |       |           |   |               |       |            |   |                   |       | 333                      | A | Detroit Mercy     | 62 44 |
|                           |   |                |       |           |   |               |       |            |   |                   |       | 333                      | H | Detroit Mercy     | 59 34 |
|                           |   |                |       |           |   |               |       |            |   |                   |       | 334                      | H | Purdue Fort Wayne | 70 48 |
|                           |   |                |       |           |   |               |       |            |   |                   |       | 337                      | H | UIC               | 72 53 |
| LAST 12 Division I GAMES: |   |                |       |           |   |               |       |            |   |                   |       |                          |   |                   |       |
| 310                       | H | Oakland        | 83 53 | 75        | A | Green Bay     | 45 59 |            |   |                   |       |                          |   |                   |       |
| 333                       | H | Detroit Mercy  | 59 34 | 337       | H | UIC           | 72 53 |            |   |                   |       |                          |   |                   |       |
| 121                       | A | Youngstown St. | 47 67 | 130       | H | IUPUI         | 66 67 |            |   |                   |       |                          |   |                   |       |
| 283                       | A | Cleveland St.  | 78 60 | 333       | A | Detroit Mercy | 62 44 |            |   |                   |       |                          |   |                   |       |
| 253                       | H | Northern Ky.   | 59 38 | 310       | A | Oakland       | 79 52 |            |   |                   |       |                          |   |                   |       |
| 63                        | H | Wright St.     | 69 73 | 283       | H | Cleveland St. | 59 53 |            |   |                   |       |                          |   |                   |       |

Non-Div I Games:

Milwaukee

■ Loss, 
 ■ Non-Conf, 
 ■ S Site, 
 ■ H Home 
 ■ A Away 
 N Neutral

## Minnesota

Through Games Of Feb. 26, 2019

| Average RPI Win:  | 184      | WON-LOST  | WINNING        | LAST 10    | STRENGTH OF | OPP. STRENGTH | TEAM | ADJ. | CONF. | ADJ CONF. |
|-------------------|----------|-----------|----------------|------------|-------------|---------------|------|------|-------|-----------|
| Average RPI Loss: | 69       | RECORD    | PCT. RANK      | GAMES      | SCHEDULE    | OF SCHEDULE   | RPI  | RPI  | RPI   | RPI       |
| DIV. I ONLY       | 19- 8    | 64        | 0- 1           | 196        | 63          | 106           | 106  | 5    | 5     |           |
| DIV. I NON-CONF.  | 11- 0    | 1         | 0- 0           | 346        | 136         | 107           | 107  | 6    | 6     |           |
| TOTALS            | RPI 1-25 | RPI 26-50 | W-L RECORDS    | RPI 51-100 | RPI 101-150 | RPI 150+      |      |      |       |           |
| 19- 8             | 1- 2     | 1- 2      | OVERALL        | 2- 3       | 4- 0        | 11- 1         |      |      |       |           |
| 13- 4             | 1- 1     | 1- 0      | HOME           | 0- 2       | 2- 0        | 9- 1          |      |      |       |           |
| 6- 4              | 0- 1     | 0- 2      | AWAY           | 2- 1       | 2- 0        | 2- 0          |      |      |       |           |
| 0- 0              | 0- 0     | 0- 0      | NEUTRAL        | 0- 0       | 0- 0        | 0- 0          |      |      |       |           |
| 11- 0             | 1- 0     | 0- 0      | NON-CONFERENCE | 0- 0       | 1- 0        | 9- 0          |      |      |       |           |
| 9- 0              | 1- 0     | 0- 0      | HOME           | 0- 0       | 0- 0        | 8- 0          |      |      |       |           |
| 2- 0              | 0- 0     | 0- 0      | AWAY           | 0- 0       | 1- 0        | 1- 0          |      |      |       |           |
| 0- 0              | 0- 0     | 0- 0      | NEUTRAL        | 0- 0       | 0- 0        | 0- 0          |      |      |       |           |
| 8- 8              | 0- 2     | 1- 2      | CONFERENCE     | 2- 3       | 3- 0        | 2- 1          |      |      |       |           |
| 4- 4              | 0- 1     | 1- 0      | HOME           | 0- 2       | 2- 0        | 1- 1          |      |      |       |           |
| 4- 4              | 0- 1     | 0- 2      | AWAY           | 2- 1       | 1- 0        | 1- 0          |      |      |       |           |
| 0- 0              | 0- 0     | 0- 0      | NEUTRAL        | 0- 0       | 0- 0        | 0- 0          |      |      |       |           |

| RPI S                     | Opponent       | Score | RPI S | Opponent       | Score | RPI S | Opponent   | Score | RPI S | Opponent          | Score | Team's RPI: 106 |
|---------------------------|----------------|-------|-------|----------------|-------|-------|------------|-------|-------|-------------------|-------|-----------------|
| 7                         | H Iowa         | 63 81 | 27    | H Rutgers      | 60 46 | 55    | A Indiana  | 65 61 | 108   | A Northwestern    | 61 54 |                 |
| 12                        | H Syracuse     | 72 68 | 39    | A Michigan St. | 68 86 | 74    | A Purdue   | 65 45 | 108   | H Northwestern    | 73 64 |                 |
| 13                        | A Maryland     | 69 71 | 46    | A Michigan     | 60 76 | 74    | H Purdue   | 53 64 | 115   | A Boston College  | 77 69 |                 |
|                           |                |       |       |                |       | 77    | H Ohio St. | 55 65 | 126   | H Penn St.        | 97 67 |                 |
|                           |                |       |       |                |       | 86    | A Nebraska | 57 63 | 181   | A Wisconsin       | 78 50 |                 |
|                           |                |       |       |                |       |       |            |       | 181   | H Wisconsin       | 74 56 |                 |
|                           |                |       |       |                |       |       |            |       | 185   | A Xavier          | 78 53 |                 |
|                           |                |       |       |                |       |       |            |       | 209   | H Illinois        | 62 66 |                 |
|                           |                |       |       |                |       |       |            |       | 222   | H Cornell         | 65 45 |                 |
|                           |                |       |       |                |       |       |            |       | 256   | H San Diego       | 53 48 |                 |
|                           |                |       |       |                |       |       |            |       | 263   | H Rhode Island    | 91 71 |                 |
|                           |                |       |       |                |       |       |            |       | 291   | H Air Force       | 67 50 |                 |
|                           |                |       |       |                |       |       |            |       | 302   | H Incarnate Word  | 75 39 |                 |
|                           |                |       |       |                |       |       |            |       | 308   | H New Hampshire   | 70 47 |                 |
|                           |                |       |       |                |       |       |            |       | 328   | H Coppin St.      | 84 52 |                 |
|                           |                |       |       |                |       |       |            |       | 345   | H Ark.-Pine Bluff | 84 42 |                 |
| LAST 12 Division I GAMES: |                |       |       |                |       |       |            |       |       |                   |       |                 |
| 13                        | A Maryland     | 69 71 | 108   | A Northwestern | 61 54 |       |            |       |       |                   |       |                 |
| 126                       | H Penn St.     | 97 67 | 77    | H Ohio St.     | 55 65 |       |            |       |       |                   |       |                 |
| 74                        | A Purdue       | 65 45 | 74    | H Purdue       | 53 64 |       |            |       |       |                   |       |                 |
| 108                       | H Northwestern | 73 64 | 86    | A Nebraska     | 57 63 |       |            |       |       |                   |       |                 |
| 55                        | A Indiana      | 65 61 | 181   | A Wisconsin    | 78 50 |       |            |       |       |                   |       |                 |
| 27                        | H Rutgers      | 60 46 | 7     | H Iowa         | 63 81 |       |            |       |       |                   |       |                 |

Non-Div I Games:

Minnesota

■ Loss, 
 ■ Non-Conf, S Site, 
 ■ Home 
 ■ Away 
 N Neutral

## Mississippi St.

Through Games Of Feb. 26, 2019

|                   |          |           |                |            |             |               |      |      |       |           |
|-------------------|----------|-----------|----------------|------------|-------------|---------------|------|------|-------|-----------|
| Average RPI Win:  | 131      | WON-LOST  | WINNING        | LAST 10    | STRENGTH OF | OPP. STRENGTH | TEAM | ADJ. | CONF. | ADJ CONF. |
| Average RPI Loss: | 18       | RECORD    | PCT. RANK      | GAMES      | SCHEDULE    | OF SCHEDULE   | RPI  | RPI  | RPI   | RPI       |
| DIV. I ONLY       | 25- 2    | 3         | 1- 0           | 56         | 34          | 9             | 9    | 4    | 4     |           |
| DIV. I NON-CONF.  | 12- 1    | 11        | 0- 0           | 81         | 51          | 13            | 13   | 5    | 5     |           |
| TOTALS            | RPI 1-25 | RPI 26-50 | W-L RECORDS    | RPI 51-100 | RPI 101-150 | RPI 150+      |      |      |       |           |
| 25- 2             | 4- 1     | 3- 1      | OVERALL        | 6- 0       | 1- 0        | 11- 0         |      |      |       |           |
| 13- 1             | 3- 0     | 1- 1      | HOME           | 2- 0       | 0- 0        | 7- 0          |      |      |       |           |
| 12- 1             | 1- 1     | 2- 0      | AWAY           | 4- 0       | 1- 0        | 4- 0          |      |      |       |           |
| 0- 0              | 0- 0     | 0- 0      | NEUTRAL        | 0- 0       | 0- 0        | 0- 0          |      |      |       |           |
| 12- 1             | 1- 1     | 1- 0      | NON-CONFERENCE | 3- 0       | 0- 0        | 7- 0          |      |      |       |           |
| 7- 0              | 1- 0     | 0- 0      | HOME           | 1- 0       | 0- 0        | 5- 0          |      |      |       |           |
| 5- 1              | 0- 1     | 1- 0      | AWAY           | 2- 0       | 0- 0        | 2- 0          |      |      |       |           |
| 0- 0              | 0- 0     | 0- 0      | NEUTRAL        | 0- 0       | 0- 0        | 0- 0          |      |      |       |           |
| 13- 1             | 3- 0     | 2- 1      | CONFERENCE     | 3- 0       | 1- 0        | 4- 0          |      |      |       |           |
| 6- 1              | 2- 0     | 1- 1      | HOME           | 1- 0       | 0- 0        | 2- 0          |      |      |       |           |
| 7- 0              | 1- 0     | 1- 0      | AWAY           | 2- 0       | 1- 0        | 2- 0          |      |      |       |           |
| 0- 0              | 0- 0     | 0- 0      | NEUTRAL        | 0- 0       | 0- 0        | 0- 0          |      |      |       |           |

| RPI 1-25                  |   |                |       | RPI 26-50 |   |                |       | RPI 51-100 |   |                  |        | RPI 101+ |   |                   |        |
|---------------------------|---|----------------|-------|-----------|---|----------------|-------|------------|---|------------------|--------|----------|---|-------------------|--------|
| RPI                       | S | Opponent       | Score | RPI       | S | Opponent       | Score | RPI        | S | Opponent         | Score  | RPI      | S | Opponent          | Score  |
| 5                         | A | Oregon         | 74 82 | 26        | A | Texas          | 67 49 | 59         | H | Lamar University | 104 53 | 147      | A | Alabama           | 65 49  |
| 10                        | H | Marquette      | 87 82 | 30        | H | Missouri       | 67 75 | 67         | A | LSU              | 68 35  | 157      | A | Washington        | 103 56 |
| 16                        | H | South Carolina | 89 74 | 44        | H | Tennessee      | 91 63 | 68         | A | Little Rock      | 98 63  | 180      | A | Southern Miss.    | 86 42  |
| 17                        | H | Kentucky       | 86 71 | 47        | A | Auburn         | 85 59 | 88         | A | Arkansas         | 93 69  | 195      | H | Vanderbilt        | 86 70  |
| 22                        | A | Texas A&M      | 92 64 |           |   |                |       | 97         | H | Georgia          | 80 71  | 206      | A | Ole Miss          | 80 66  |
|                           |   |                |       |           |   |                |       | 98         | A | Virginia         | 72 44  | 206      | H | Ole Miss          | 80 49  |
|                           |   |                |       |           |   |                |       |            |   |                  |        | 216      | H | Furman            | 106 41 |
|                           |   |                |       |           |   |                |       |            |   |                  |        | 220      | A | Florida           | 90 42  |
|                           |   |                |       |           |   |                |       |            |   |                  |        | 234      | H | Southeast Mo. St. | 88 53  |
|                           |   |                |       |           |   |                |       |            |   |                  |        | 258      | H | Louisiana         | 104 36 |
|                           |   |                |       |           |   |                |       |            |   |                  |        | 277      | H | Jackson St.       | 105 38 |
|                           |   |                |       |           |   |                |       |            |   |                  |        | 328      | H | Coppin St.        | 110 38 |
| LAST 12 Division I GAMES: |   |                |       |           |   |                |       |            |   |                  |        |          |   |                   |        |
| 195                       | H | Vanderbilt     | 86 70 | 67        | A | LSU            | 68 35 |            |   |                  |        |          |   |                   |        |
| 206                       | A | Ole Miss       | 80 66 | 206       | H | Ole Miss       | 80 49 |            |   |                  |        |          |   |                   |        |
| 22                        | A | Texas A&M      | 92 64 | 220       | A | Florida        | 90 42 |            |   |                  |        |          |   |                   |        |
| 30                        | H | Missouri       | 67 75 | 16        | H | South Carolina | 89 74 |            |   |                  |        |          |   |                   |        |
| 44                        | H | Tennessee      | 91 63 | 47        | A | Auburn         | 85 59 |            |   |                  |        |          |   |                   |        |
| 147                       | A | Alabama        | 65 49 | 97        | H | Georgia        | 80 71 |            |   |                  |        |          |   |                   |        |

Non-Div I Games:

Mississippi St.

■ Loss, 
■ Non-Conf, S Site, 
■ Home 
■ Away 
N Neutral

|                   |          |           |                |            |             |               |      |      |       |           |
|-------------------|----------|-----------|----------------|------------|-------------|---------------|------|------|-------|-----------|
| Average RPI Win:  | 267      | WON-LOST  | WINNING        | LAST 10    | STRENGTH OF | OPP. STRENGTH | TEAM | ADJ. | CONF. | ADJ CONF. |
| Average RPI Loss: | 211      | RECORD    | PCT. RANK      | GAMES      | SCHEDULE    | OF SCHEDULE   | RPI  | RPI  | RPI   | RPI       |
| DIV. I ONLY       | 4- 22    | 329       | 0- 1           | 283        | 335         | 329           | 329  | 29   | 29    |           |
| DIV. I NON-CONF.  | 1- 10    | 330       | 0- 0           | 105        | 295         | 276           | 276  | 28   | 28    |           |
| TOTALS            | RPI 1-25 | RPI 26-50 | W-L RECORDS    | RPI 51-100 | RPI 101-150 | RPI 150+      |      |      |       |           |
| 4- 22             | 0- 0     | 0- 1      | OVERALL        | 0- 2       | 0- 1        | 4- 18         |      |      |       |           |
| 1- 6              | 0- 0     | 0- 0      | HOME           | 0- 0       | 0- 0        | 1- 6          |      |      |       |           |
| 3- 15             | 0- 0     | 0- 1      | AWAY           | 0- 1       | 0- 1        | 3- 12         |      |      |       |           |
| 0- 1              | 0- 0     | 0- 0      | NEUTRAL        | 0- 1       | 0- 0        | 0- 0          |      |      |       |           |
| 1- 10             | 0- 0     | 0- 1      | NON-CONFERENCE | 0- 2       | 0- 1        | 1- 6          |      |      |       |           |
| 0- 1              | 0- 0     | 0- 0      | HOME           | 0- 0       | 0- 0        | 0- 1          |      |      |       |           |
| 1- 8              | 0- 0     | 0- 1      | AWAY           | 0- 1       | 0- 1        | 1- 5          |      |      |       |           |
| 0- 1              | 0- 0     | 0- 0      | NEUTRAL        | 0- 1       | 0- 0        | 0- 0          |      |      |       |           |
| 3- 12             | 0- 0     | 0- 0      | CONFERENCE     | 0- 0       | 0- 0        | 3- 12         |      |      |       |           |
| 1- 5              | 0- 0     | 0- 0      | HOME           | 0- 0       | 0- 0        | 1- 5          |      |      |       |           |
| 2- 7              | 0- 0     | 0- 0      | AWAY           | 0- 0       | 0- 0        | 2- 7          |      |      |       |           |
| 0- 0              | 0- 0     | 0- 0      | NEUTRAL        | 0- 0       | 0- 0        | 0- 0          |      |      |       |           |

| RPI S                     | Opponent         | Score | RPI S | Opponent         | Score  | RPI S | Opponent          | Score  | RPI S | Opponent         | Score | Team's RPI: 329 |
|---------------------------|------------------|-------|-------|------------------|--------|-------|-------------------|--------|-------|------------------|-------|-----------------|
| 50                        | A TCU            | 47 96 | 62    | A Middle Tenn.   | 51 101 | 132   | A UT Martin       | 51 110 | 173   | A Nicholls St.   | 47 72 |                 |
|                           |                  |       | 96    | N Troy           | 54 75  | 174   | A Southern U.     | 67 74  | 174   | H Southern U.    | 46 67 |                 |
|                           |                  |       |       |                  |        | 175   | A Arkansas St.    | 57 60  | 180   | A Southern Miss. | 60 67 |                 |
|                           |                  |       |       |                  |        | 182   | H North Ala.      | 72 86  | 205   | A Grambling      | 54 52 |                 |
|                           |                  |       |       |                  |        | 208   | A Prairie View    | 55 91  | 208   | H Prairie View   | 65 75 |                 |
|                           |                  |       |       |                  |        | 211   | A SMU             | 47 62  | 242   | A Texas Southern | 45 73 |                 |
|                           |                  |       |       |                  |        | 242   | H Texas Southern  | 50 68  | 257   | A Alabama St.    | 67 73 |                 |
|                           |                  |       |       |                  |        | 257   | H Alabama St.     | 64 62  | 260   | A Austin Peay    | 95 89 |                 |
|                           |                  |       |       |                  |        | 277   | A Jackson St.     | 56 87  | 288   | A Alabama A&M    | 70 78 |                 |
|                           |                  |       |       |                  |        | 288   | H Alabama A&M     | 60 80  | 316   | A La.-Monroe     | 65 72 |                 |
|                           |                  |       |       |                  |        | 345   | A Ark.-Pine Bluff | 62 56  | 351   | A Alcorn         | 63 73 |                 |
|                           |                  |       |       |                  |        | 351   | H Alcorn          | 80 81  |       |                  |       |                 |
| LAST 12 Division I GAMES: |                  |       |       |                  |        |       |                   |        |       |                  |       |                 |
| 242                       | A Texas Southern | 45 73 | 205   | A Grambling      | 54 52  |       |                   |        |       |                  |       |                 |
| 208                       | A Prairie View   | 55 91 | 277   | A Jackson St.    | 56 87  |       |                   |        |       |                  |       |                 |
| 174                       | H Southern U.    | 46 67 | 242   | H Texas Southern | 50 68  |       |                   |        |       |                  |       |                 |
| 351                       | H Alcorn         | 80 81 | 208   | H Prairie View   | 65 75  |       |                   |        |       |                  |       |                 |
| 257                       | A Alabama St.    | 67 73 | 174   | A Southern U.    | 67 74  |       |                   |        |       |                  |       |                 |
| 288                       | A Alabama A&M    | 70 78 | 351   | A Alcorn         | 63 73  |       |                   |        |       |                  |       |                 |

Non-Div I Games:

Mississippi Val.

■ Loss, 
 ■ Non-Conf, 
 ■ S Site, 
 ■ Home 
 ■ A Away 
 N Neutral

|                   |          |           |                |            |             |               |      |      |       |           |
|-------------------|----------|-----------|----------------|------------|-------------|---------------|------|------|-------|-----------|
| Average RPI Win:  | 128      | WON-LOST  | WINNING        | LAST 10    | STRENGTH OF | OPP. STRENGTH | TEAM | ADJ. | CONF. | ADJ CONF. |
| Average RPI Loss: | 63       | RECORD    | PCT. RANK      | GAMES      | SCHEDULE    | OF SCHEDULE   | RPI  | RPI  | RPI   | RPI       |
| DIV. I ONLY       | 19- 9    | 81        | 1- 0           | 26         | 64          | 30            | 30   | 4    | 4     |           |
| DIV. I NON-CONF.  | 11- 3    | 56        | 1- 0           | 60         | 123         | 39            | 39   | 5    | 5     |           |
| TOTALS            | RPI 1-25 | RPI 26-50 | W-L RECORDS    | RPI 51-100 | RPI 101-150 | RPI 150+      |      |      |       |           |
| 19- 9             | 2- 2     | 2- 4      | OVERALL        | 6- 2       | 0- 0        | 9- 1          |      |      |       |           |
| 11- 3             | 1- 0     | 1- 2      | HOME           | 3- 1       | 0- 0        | 6- 0          |      |      |       |           |
| 6- 5              | 1- 2     | 1- 1      | AWAY           | 1- 1       | 0- 0        | 3- 1          |      |      |       |           |
| 2- 1              | 0- 0     | 0- 1      | NEUTRAL        | 2- 0       | 0- 0        | 0- 0          |      |      |       |           |
| 11- 3             | 0- 0     | 0- 2      | NON-CONFERENCE | 4- 1       | 0- 0        | 7- 0          |      |      |       |           |
| 5- 2              | 0- 0     | 0- 1      | HOME           | 1- 1       | 0- 0        | 4- 0          |      |      |       |           |
| 4- 0              | 0- 0     | 0- 0      | AWAY           | 1- 0       | 0- 0        | 3- 0          |      |      |       |           |
| 2- 1              | 0- 0     | 0- 1      | NEUTRAL        | 2- 0       | 0- 0        | 0- 0          |      |      |       |           |
| 8- 6              | 2- 2     | 2- 2      | CONFERENCE     | 2- 1       | 0- 0        | 2- 1          |      |      |       |           |
| 6- 1              | 1- 0     | 1- 1      | HOME           | 2- 0       | 0- 0        | 2- 0          |      |      |       |           |
| 2- 5              | 1- 2     | 1- 1      | AWAY           | 0- 1       | 0- 0        | 0- 1          |      |      |       |           |
| 0- 0              | 0- 0     | 0- 0      | NEUTRAL        | 0- 0       | 0- 0        | 0- 0          |      |      |       |           |

| RPI 1-25                  |   |                 |       | RPI 26-50 |   |                 |       | Team's RPI: 30 |   | RPI 51-100     |       |     |   | RPI 101+     |       |  |  |
|---------------------------|---|-----------------|-------|-----------|---|-----------------|-------|----------------|---|----------------|-------|-----|---|--------------|-------|--|--|
| RPI                       | S | Opponent        | Score | RPI       | S | Opponent        | Score | RPI            | S | Opponent       | Score | RPI | S | Opponent     | Score |  |  |
| 9                         | A | Mississippi St. | 75 67 | 34        | H | South Dakota    | 61 74 | 51             | N | Quinnipiac     | 65 51 | 168 | H | Texas St.    | 69 50 |  |  |
| 16                        | A | South Carolina  | 65 79 | 44        | A | Tennessee       | 66 64 | 67             | A | LSU            | 51 61 | 175 | H | Arkansas St. | 70 50 |  |  |
| 17                        | A | Kentucky        | 41 52 | 44        | H | Tennessee       | 60 62 | 69             | H | Missouri St.   | 65 61 | 190 | A | Saint Louis  | 74 62 |  |  |
| 22                        | H | Texas A&M       | 70 65 | 46        | N | Michigan        | 54 70 | 71             | A | West Virginia  | 68 51 | 195 | H | Vanderbilt   | 69 46 |  |  |
|                           |   |                 |       | 47        | A | Auburn          | 54 58 | 75             | H | Green Bay      | 49 56 | 206 | H | Ole Miss     | 78 55 |  |  |
|                           |   |                 |       | 47        | H | Auburn          | 74 65 | 84             | N | Duke           | 62 54 | 209 | A | Illinois     | 67 45 |  |  |
|                           |   |                 |       |           |   |                 |       | 88             | H | Arkansas       | 71 53 | 220 | A | Florida      | 56 58 |  |  |
|                           |   |                 |       |           |   |                 |       | 97             | H | Georgia        | 61 35 | 235 | A | Western Ill. | 89 64 |  |  |
|                           |   |                 |       |           |   |                 |       |                |   |                |       | 237 | H | UMKC         | 66 59 |  |  |
|                           |   |                 |       |           |   |                 |       |                |   |                |       | 240 | H | SIUE         | 59 36 |  |  |
| LAST 12 Division I GAMES: |   |                 |       |           |   |                 |       |                |   |                |       |     |   |              |       |  |  |
|                           |   |                 |       | 84        | N | Duke            | 62 54 | 22             | H | Texas A&M      | 70 65 |     |   |              |       |  |  |
|                           |   |                 |       | 51        | N | Quinnipiac      | 65 51 | 67             | A | LSU            | 51 61 |     |   |              |       |  |  |
|                           |   |                 |       | 47        | A | Auburn          | 54 58 | 47             | H | Auburn         | 74 65 |     |   |              |       |  |  |
|                           |   |                 |       | 44        | H | Tennessee       | 60 62 | 17             | A | Kentucky       | 41 52 |     |   |              |       |  |  |
|                           |   |                 |       | 9         | A | Mississippi St. | 75 67 | 16             | A | South Carolina | 65 79 |     |   |              |       |  |  |
|                           |   |                 |       | 195       | H | Vanderbilt      | 69 46 | 97             | H | Georgia        | 61 35 |     |   |              |       |  |  |

Non-Div I Games:

Missouri

|                   |          |           |                |            |             |               |      |      |       |           |
|-------------------|----------|-----------|----------------|------------|-------------|---------------|------|------|-------|-----------|
| Average RPI Win:  | 189      | WON-LOST  | WINNING        | LAST 10    | STRENGTH OF | OPP. STRENGTH | TEAM | ADJ. | CONF. | ADJ CONF. |
| Average RPI Loss: | 110      | RECORD    | PCT. RANK      | GAMES      | SCHEDULE    | OF SCHEDULE   | RPI  | RPI  | RPI   | RPI       |
| DIV. I ONLY       | 17- 8    | 74        | 1- 0           | 94         | 145         | 69            | 69   | 13   | 13    |           |
| DIV. I NON-CONF.  | 4- 7     | 228       | 0- 0           | 87         | 43          | 175           | 175  | 15   | 15    |           |
| TOTALS            | RPI 1-25 | RPI 26-50 | W-L RECORDS    | RPI 51-100 | RPI 101-150 | RPI 150+      |      |      |       |           |
| 17- 8             | 1- 1     | 0- 2      | OVERALL        | 2- 1       | 0- 0        | 14- 4         |      |      |       |           |
| 8- 3              | 0- 1     | 0- 1      | HOME           | 1- 0       | 0- 0        | 7- 1          |      |      |       |           |
| 7- 5              | 1- 0     | 0- 1      | AWAY           | 1- 1       | 0- 0        | 5- 3          |      |      |       |           |
| 2- 0              | 0- 0     | 0- 0      | NEUTRAL        | 0- 0       | 0- 0        | 2- 0          |      |      |       |           |
| 4- 7              | 0- 1     | 0- 2      | NON-CONFERENCE | 1- 1       | 0- 0        | 3- 3          |      |      |       |           |
| 2- 2              | 0- 1     | 0- 1      | HOME           | 1- 0       | 0- 0        | 1- 0          |      |      |       |           |
| 0- 5              | 0- 0     | 0- 1      | AWAY           | 0- 1       | 0- 0        | 0- 3          |      |      |       |           |
| 2- 0              | 0- 0     | 0- 0      | NEUTRAL        | 0- 0       | 0- 0        | 2- 0          |      |      |       |           |
| 13- 1             | 1- 0     | 0- 0      | CONFERENCE     | 1- 0       | 0- 0        | 11- 1         |      |      |       |           |
| 6- 1              | 0- 0     | 0- 0      | HOME           | 0- 0       | 0- 0        | 6- 1          |      |      |       |           |
| 7- 0              | 1- 0     | 0- 0      | AWAY           | 1- 0       | 0- 0        | 5- 0          |      |      |       |           |
| 0- 0              | 0- 0     | 0- 0      | NEUTRAL        | 0- 0       | 0- 0        | 0- 0          |      |      |       |           |

| RPI 1-25                  |   |                |       | RPI 26-50 |   |                |        | RPI 51-100 Team's RPI: 69 |   |             |       | RPI 101+ |   |                |        |
|---------------------------|---|----------------|-------|-----------|---|----------------|--------|---------------------------|---|-------------|-------|----------|---|----------------|--------|
| RPI                       | S | Opponent       | Score | RPI       | S | Opponent       | Score  | RPI                       | S | Opponent    | Score | RPI      | S | Opponent       | Score  |
| 14                        | H | Gonzaga        | 67 70 | 30        | A | Missouri       | 61 65  | 55                        | A | Indiana     | 74 98 | 151      | A | Southern Ill.  | 70 58  |
| 24                        | A | Drake          | 85 79 | 34        | H | South Dakota   | 74 85  | 68                        | H | Little Rock | 48 44 | 151      | H | Southern Ill.  | 66 51  |
|                           |   |                |       |           |   |                |        | 90                        | A | UNI         | 63 58 | 156      | A | Bradley        | 68 56  |
|                           |   |                |       |           |   |                |        |                           |   |             |       | 156      | H | Bradley        | 82 60  |
|                           |   |                |       |           |   |                |        |                           |   |             |       | 160      | A | Illinois St.   | 59 47  |
|                           |   |                |       |           |   |                |        |                           |   |             |       | 160      | H | Illinois St.   | 56 60  |
|                           |   |                |       |           |   |                |        |                           |   |             |       | 169      | A | Santa Clara    | 73 77  |
|                           |   |                |       |           |   |                |        |                           |   |             |       | 172      | N | Louisiana Tech | 82 70  |
|                           |   |                |       |           |   |                |        |                           |   |             |       | 176      | A | North Texas    | 76 83  |
|                           |   |                |       |           |   |                |        |                           |   |             |       | 188      | H | Indiana St.    | 71 58  |
|                           |   |                |       |           |   |                |        |                           |   |             |       | 212      | H | Ball St.       | 74 54  |
|                           |   |                |       |           |   |                |        |                           |   |             |       | 240      | N | SIUE           | 68 65  |
|                           |   |                |       |           |   |                |        |                           |   |             |       | 243      | A | Loyola Chicago | 85 58  |
|                           |   |                |       |           |   |                |        |                           |   |             |       | 243      | H | Loyola Chicago | 84 49  |
|                           |   |                |       |           |   |                |        |                           |   |             |       | 245      | A | Wichita St.    | 60 63  |
|                           |   |                |       |           |   |                |        |                           |   |             |       | 314      | A | Valparaiso     | 77 58  |
|                           |   |                |       |           |   |                |        |                           |   |             |       | 314      | H | Valparaiso     | 108 63 |
|                           |   |                |       |           |   |                |        |                           |   |             |       | 332      | H | Evansville     | 88 66  |
| LAST 12 Division I GAMES: |   |                |       |           |   |                |        |                           |   |             |       |          |   |                |        |
| 243                       | A | Loyola Chicago | 85 58 | 24        | A | Drake          | 85 79  |                           |   |             |       |          |   |                |        |
| 314                       | A | Valparaiso     | 77 58 | 314       | H | Valparaiso     | 108 63 |                           |   |             |       |          |   |                |        |
| 156                       | H | Bradley        | 82 60 | 243       | H | Loyola Chicago | 84 49  |                           |   |             |       |          |   |                |        |
| 160                       | H | Illinois St.   | 56 60 | 160       | A | Illinois St.   | 59 47  |                           |   |             |       |          |   |                |        |
| 151                       | A | Southern Ill.  | 70 58 | 156       | A | Bradley        | 68 56  |                           |   |             |       |          |   |                |        |
| 90                        | A | UNI            | 63 58 | 151       | H | Southern Ill.  | 66 51  |                           |   |             |       |          |   |                |        |

Non-Div I Games:

Missouri St.

|                              |               |            |                |             |               |            |            |           |           |
|------------------------------|---------------|------------|----------------|-------------|---------------|------------|------------|-----------|-----------|
| Average RPI Win: <b>268</b>  | WON-LOST      | WINNING    | LAST 10        | STRENGTH OF | OPP. STRENGTH | TEAM       | ADJ.       | CONF.     | ADJ CONF. |
| Average RPI Loss: <b>176</b> | RECORD        | PCT. RANK  | GAMES          | SCHEDULE    | OF SCHEDULE   | RPI        | RPI        | RPI       | RPI       |
| DIV. I ONLY                  | <b>12- 15</b> | <b>205</b> | <b>0- 1</b>    | <b>256</b>  | <b>264</b>    | <b>232</b> | <b>232</b> | <b>26</b> | <b>26</b> |
| DIV. I NON-CONF.             | <b>4- 7</b>   | <b>228</b> | <b>0- 0</b>    | <b>206</b>  | <b>215</b>    | <b>230</b> | <b>230</b> | <b>27</b> | <b>27</b> |
| TOTALS                       | RPI 1-25      | RPI 26-50  | W-L RECORDS    | RPI 51-100  | RPI 101-150   | RPI 150+   |            |           |           |
| 12- 15                       | 0- 0          | 0- 0       | OVERALL        | 0- 5        | 0- 2          | 12- 8      |            |           |           |
| 6- 7                         | 0- 0          | 0- 0       | HOME           | 0- 3        | 0- 0          | 6- 4       |            |           |           |
| 6- 8                         | 0- 0          | 0- 0       | AWAY           | 0- 2        | 0- 2          | 6- 4       |            |           |           |
| 0- 0                         | 0- 0          | 0- 0       | NEUTRAL        | 0- 0        | 0- 0          | 0- 0       |            |           |           |
| 4- 7                         | 0- 0          | 0- 0       | NON-CONFERENCE | 0- 3        | 0- 1          | 4- 3       |            |           |           |
| 2- 3                         | 0- 0          | 0- 0       | HOME           | 0- 2        | 0- 0          | 2- 1       |            |           |           |
| 2- 4                         | 0- 0          | 0- 0       | AWAY           | 0- 1        | 0- 1          | 2- 2       |            |           |           |
| 0- 0                         | 0- 0          | 0- 0       | NEUTRAL        | 0- 0        | 0- 0          | 0- 0       |            |           |           |
| 8- 8                         | 0- 0          | 0- 0       | CONFERENCE     | 0- 2        | 0- 1          | 8- 5       |            |           |           |
| 4- 4                         | 0- 0          | 0- 0       | HOME           | 0- 1        | 0- 0          | 4- 3       |            |           |           |
| 4- 4                         | 0- 0          | 0- 0       | AWAY           | 0- 1        | 0- 1          | 4- 2       |            |           |           |
| 0- 0                         | 0- 0          | 0- 0       | NEUTRAL        | 0- 0        | 0- 0          | 0- 0       |            |           |           |

| RPI 1-25                  |   |               | RPI 26-50 |     |   | RPI 51-100 |       |     | RPI 101+ |               |       | Team's RPI: 232 |   |                   |       |
|---------------------------|---|---------------|-----------|-----|---|------------|-------|-----|----------|---------------|-------|-----------------|---|-------------------|-------|
| RPI                       | S | Opponent      | Score     | RPI | S | Opponent   | Score | RPI | S        | Opponent      | Score | RPI             | S | Opponent          | Score |
|                           |   |               |           |     |   |            |       | 51  | A        | Quinnipiac    | 38 67 | 136             | A | Marist            | 45 69 |
|                           |   |               |           |     |   |            |       | 51  | H        | Quinnipiac    | 46 58 | 139             | A | Lehigh            | 48 63 |
|                           |   |               |           |     |   |            |       | 53  | H        | Bucknell      | 32 70 | 179             | A | Rider             | 50 65 |
|                           |   |               |           |     |   |            |       | 60  | A        | Virginia Tech | 49 82 | 179             | H | Rider             | 43 55 |
|                           |   |               |           |     |   |            |       | 66  | H        | Princeton     | 47 79 | 191             | A | George Washington | 55 51 |
|                           |   |               |           |     |   |            |       |     |          |               |       | 215             | A | Sacred Heart      | 55 50 |
|                           |   |               |           |     |   |            |       |     |          |               |       | 223             | A | East Carolina     | 67 73 |
|                           |   |               |           |     |   |            |       |     |          |               |       | 239             | H | Navy              | 68 67 |
|                           |   |               |           |     |   |            |       |     |          |               |       | 250             | H | Albany (NY)       | 64 56 |
|                           |   |               |           |     |   |            |       |     |          |               |       | 261             | A | Niagara           | 88 81 |
|                           |   |               |           |     |   |            |       |     |          |               |       | 261             | H | Niagara           | 76 54 |
|                           |   |               |           |     |   |            |       |     |          |               |       | 270             | A | Siena             | 56 54 |
|                           |   |               |           |     |   |            |       |     |          |               |       | 270             | H | Siena             | 68 77 |
|                           |   |               |           |     |   |            |       |     |          |               |       | 281             | A | Canisius          | 56 65 |
|                           |   |               |           |     |   |            |       |     |          |               |       | 281             | H | Canisius          | 67 61 |
|                           |   |               |           |     |   |            |       |     |          |               |       | 282             | H | Manhattan         | 71 63 |
|                           |   |               |           |     |   |            |       |     |          |               |       | 292             | A | Fairfield         | 73 63 |
|                           |   |               |           |     |   |            |       |     |          |               |       | 296             | H | Loyola Maryland   | 67 75 |
|                           |   |               |           |     |   |            |       |     |          |               |       | 326             | A | Lafayette         | 69 73 |
|                           |   |               |           |     |   |            |       |     |          |               |       | 331             | A | Iona              | 55 38 |
|                           |   |               |           |     |   |            |       |     |          |               |       | 331             | H | Iona              | 51 52 |
|                           |   |               |           |     |   |            |       |     |          |               |       | 340             | H | Saint Peter's     | 70 50 |
| LAST 12 Division I GAMES: |   |               |           |     |   |            |       |     |          |               |       |                 |   |                   |       |
| 281                       | A | Canisius      | 56 65     | 179 | A | Rider      | 50 65 |     |          |               |       |                 |   |                   |       |
| 261                       | A | Niagara       | 88 81     | 292 | A | Fairfield  | 73 63 |     |          |               |       |                 |   |                   |       |
| 340                       | H | Saint Peter's | 70 50     | 51  | H | Quinnipiac | 46 58 |     |          |               |       |                 |   |                   |       |
| 331                       | H | Iona          | 51 52     | 261 | H | Niagara    | 76 54 |     |          |               |       |                 |   |                   |       |
| 282                       | H | Manhattan     | 71 63     | 281 | H | Canisius   | 67 61 |     |          |               |       |                 |   |                   |       |
| 270                       | A | Siena         | 56 54     | 270 | H | Siena      | 68 77 |     |          |               |       |                 |   |                   |       |

Non-Div I Games:

Monmouth

|                              |               |            |                |             |               |            |            |           |           |
|------------------------------|---------------|------------|----------------|-------------|---------------|------------|------------|-----------|-----------|
| Average RPI Win: <b>212</b>  | WON-LOST      | WINNING    | LAST 10        | STRENGTH OF | OPP. STRENGTH | TEAM       | ADJ.       | CONF.     | ADJ CONF. |
| Average RPI Loss: <b>111</b> | RECORD        | PCT. RANK  | GAMES          | SCHEDULE    | OF SCHEDULE   | RPI        | RPI        | RPI       | RPI       |
| DIV. I ONLY                  | <b>11- 13</b> | <b>201</b> | <b>1- 0</b>    | <b>127</b>  | <b>157</b>    | <b>171</b> | <b>171</b> | <b>16</b> | <b>16</b> |
| DIV. I NON-CONF.             | <b>4- 4</b>   | <b>162</b> | <b>1- 0</b>    | <b>36</b>   | <b>161</b>    | <b>82</b>  | <b>82</b>  | <b>12</b> | <b>12</b> |
| TOTALS                       | RPI 1-25      | RPI 26-50  | W-L RECORDS    | RPI 51-100  | RPI 101-150   | RPI 150+   |            |           |           |
| 11- 13                       | 0- 1          | 0- 1       | OVERALL        | 4- 3        | 0- 5          | 7- 3       |            |           |           |
| 7- 4                         | 0- 0          | 0- 1       | HOME           | 4- 0        | 0- 2          | 3- 1       |            |           |           |
| 3- 9                         | 0- 1          | 0- 0       | AWAY           | 0- 3        | 0- 3          | 3- 2       |            |           |           |
| 1- 0                         | 0- 0          | 0- 0       | NEUTRAL        | 0- 0        | 0- 0          | 1- 0       |            |           |           |
| 4- 4                         | 0- 1          | 0- 1       | NON-CONFERENCE | 2- 1        | 0- 0          | 2- 1       |            |           |           |
| 2- 1                         | 0- 0          | 0- 1       | HOME           | 2- 0        | 0- 0          | 0- 0       |            |           |           |
| 1- 3                         | 0- 1          | 0- 0       | AWAY           | 0- 1        | 0- 0          | 1- 1       |            |           |           |
| 1- 0                         | 0- 0          | 0- 0       | NEUTRAL        | 0- 0        | 0- 0          | 1- 0       |            |           |           |
| 7- 9                         | 0- 0          | 0- 0       | CONFERENCE     | 2- 2        | 0- 5          | 5- 2       |            |           |           |
| 5- 3                         | 0- 0          | 0- 0       | HOME           | 2- 0        | 0- 2          | 3- 1       |            |           |           |
| 2- 6                         | 0- 0          | 0- 0       | AWAY           | 0- 2        | 0- 3          | 2- 1       |            |           |           |
| 0- 0                         | 0- 0          | 0- 0       | NEUTRAL        | 0- 0        | 0- 0          | 0- 0       |            |           |           |

| RPI S                     | Opponent             | Score | RPI S | Opponent        | Score | RPI S | Opponent        | Score  | RPI S | Opponent             | Score | Team's RPI: 171 |
|---------------------------|----------------------|-------|-------|-----------------|-------|-------|-----------------|--------|-------|----------------------|-------|-----------------|
| 14                        | A Gonzaga            | 52 76 | 34    | H South Dakota  | 41 64 | 73    | A Arizona       | 51 100 | 109   | A Northern Colo.     | 61 79 |                 |
|                           |                      |       |       |                 |       | 83    | H UC Davis      | 62 56  | 109   | H Northern Colo.     | 62 73 |                 |
|                           |                      |       |       |                 |       | 89    | A Idaho         | 68 76  | 125   | A Portland St.       | 60 78 |                 |
|                           |                      |       |       |                 |       | 89    | H Idaho         | 82 79  | 135   | A Montana St.        | 52 74 |                 |
|                           |                      |       |       |                 |       | 92    | A Idaho St.     | 34 50  | 135   | H Montana St.        | 71 75 |                 |
|                           |                      |       |       |                 |       | 92    | H Idaho St.     | 60 59  | 157   | A Washington         | 54 69 |                 |
|                           |                      |       |       |                 |       | 99    | H Northern Ill. | 86 70  | 187   | A Eastern Wash.      | 64 67 |                 |
|                           |                      |       |       |                 |       |       |                 |        | 187   | H Eastern Wash.      | 62 68 |                 |
|                           |                      |       |       |                 |       |       |                 |        | 229   | N Saint Francis (PA) | 79 77 |                 |
|                           |                      |       |       |                 |       |       |                 |        | 231   | A Sacramento St.     | 88 86 |                 |
|                           |                      |       |       |                 |       |       |                 |        | 249   | H Northern Ariz.     | 78 62 |                 |
|                           |                      |       |       |                 |       |       |                 |        | 285   | H Southern Utah      | 79 57 |                 |
|                           |                      |       |       |                 |       |       |                 |        | 319   | A Weber St.          | 72 60 |                 |
|                           |                      |       |       |                 |       |       |                 |        | 319   | H Weber St.          | 64 56 |                 |
|                           |                      |       |       |                 |       |       |                 |        | 336   | A Grand Canyon       | 69 47 |                 |
| LAST 12 Division I GAMES: |                      |       |       |                 |       |       |                 |        |       |                      |       |                 |
| 229                       | N Saint Francis (PA) | 79 77 | 187   | A Eastern Wash. | 64 67 |       |                 |        |       |                      |       |                 |
| 83                        | H UC Davis           | 62 56 | 89    | A Idaho         | 68 76 |       |                 |        |       |                      |       |                 |
| 109                       | A Northern Colo.     | 61 79 | 135   | A Montana St.   | 52 74 |       |                 |        |       |                      |       |                 |
| 135                       | H Montana St.        | 71 75 | 319   | A Weber St.     | 72 60 |       |                 |        |       |                      |       |                 |
| 92                        | H Idaho St.          | 60 59 | 92    | A Idaho St.     | 34 50 |       |                 |        |       |                      |       |                 |
| 319                       | H Weber St.          | 64 56 | 89    | H Idaho         | 82 79 |       |                 |        |       |                      |       |                 |

Non-Div I Games: Providence (MT) 90 45

Montana



|                             |               |            |                |             |               |            |            |           |           |
|-----------------------------|---------------|------------|----------------|-------------|---------------|------------|------------|-----------|-----------|
| Average RPI Win: <b>227</b> | WON-LOST      | WINNING    | LAST 10        | STRENGTH OF | OPP. STRENGTH | TEAM       | ADJ.       | CONF.     | ADJ CONF. |
| Average RPI Loss: <b>83</b> | RECORD        | PCT. RANK  | GAMES          | SCHEDULE    | OF SCHEDULE   | RPI        | RPI        | RPI       | RPI       |
| DIV. I ONLY                 | <b>13- 12</b> | <b>160</b> | <b>1- 0</b>    | <b>122</b>  | <b>136</b>    | <b>135</b> | <b>135</b> | <b>16</b> | <b>16</b> |
| DIV. I NON-CONF.            | <b>4- 5</b>   | <b>190</b> | <b>1- 0</b>    | <b>40</b>   | <b>95</b>     | <b>92</b>  | <b>92</b>  | <b>12</b> | <b>12</b> |
| TOTALS                      | RPI 1-25      | RPI 26-50  | W-L RECORDS    | RPI 51-100  | RPI 101-150   | RPI 150+   |            |           |           |
| 13- 12                      | 0- 1          | 0- 3       | OVERALL        | 0- 5        | 2- 2          | 11- 1      |            |           |           |
| 6- 5                        | 0- 0          | 0- 1       | HOME           | 0- 2        | 0- 1          | 6- 1       |            |           |           |
| 6- 7                        | 0- 1          | 0- 2       | AWAY           | 0- 3        | 1- 1          | 5- 0       |            |           |           |
| 1- 0                        | 0- 0          | 0- 0       | NEUTRAL        | 0- 0        | 1- 0          | 0- 0       |            |           |           |
| 4- 5                        | 0- 1          | 0- 3       | NON-CONFERENCE | 0- 1        | 1- 0          | 3- 0       |            |           |           |
| 2- 1                        | 0- 0          | 0- 1       | HOME           | 0- 0        | 0- 0          | 2- 0       |            |           |           |
| 1- 4                        | 0- 1          | 0- 2       | AWAY           | 0- 1        | 0- 0          | 1- 0       |            |           |           |
| 1- 0                        | 0- 0          | 0- 0       | NEUTRAL        | 0- 0        | 1- 0          | 0- 0       |            |           |           |
| 9- 7                        | 0- 0          | 0- 0       | CONFERENCE     | 0- 4        | 1- 2          | 8- 1       |            |           |           |
| 4- 4                        | 0- 0          | 0- 0       | HOME           | 0- 2        | 0- 1          | 4- 1       |            |           |           |
| 5- 3                        | 0- 0          | 0- 0       | AWAY           | 0- 2        | 1- 1          | 4- 0       |            |           |           |
| 0- 0                        | 0- 0          | 0- 0       | NEUTRAL        | 0- 0        | 0- 0          | 0- 0       |            |           |           |

| RPI 1-25                  |   |           |        | RPI 26-50 |   |                  |       | RPI 51-100 |   |           |       | RPI 101+ |   |                |       | Team's RPI: 135 |  |
|---------------------------|---|-----------|--------|-----------|---|------------------|-------|------------|---|-----------|-------|----------|---|----------------|-------|-----------------|--|
| RPI                       | S | Opponent  | Score  | RPI       | S | Opponent         | Score | RPI        | S | Opponent  | Score | RPI      | S | Opponent       | Score |                 |  |
| 10                        | A | Marquette | 52 100 | 29        | H | South Dakota St. | 67 88 | 79         | A | SFA       | 53 60 | 109      | A | Northern Colo. | 79 66 |                 |  |
|                           |   |           |        | 45        | A | Wyoming          | 58 66 | 89         | A | Idaho     | 65 90 | 109      | H | Northern Colo. | 73 84 |                 |  |
|                           |   |           |        | 50        | A | TCU              | 49 71 | 89         | H | Idaho     | 66 82 | 125      | A | Portland St.   | 53 55 |                 |  |
|                           |   |           |        |           |   |                  |       | 92         | A | Idaho St. | 43 61 | 149      | N | Delaware       | 69 60 |                 |  |
|                           |   |           |        |           |   |                  |       | 92         | H | Idaho St. | 49 62 | 168      | A | Texas St.      | 67 59 |                 |  |
|                           |   |           |        |           |   |                  |       |            |   |           |       | 171      | A | Montana        | 75 71 |                 |  |
|                           |   |           |        |           |   |                  |       |            |   |           |       | 171      | H | Montana        | 74 52 |                 |  |
|                           |   |           |        |           |   |                  |       |            |   |           |       | 187      | A | Eastern Wash.  | 61 47 |                 |  |
|                           |   |           |        |           |   |                  |       |            |   |           |       | 187      | H | Eastern Wash.  | 87 89 |                 |  |
|                           |   |           |        |           |   |                  |       |            |   |           |       | 231      | A | Sacramento St. | 69 53 |                 |  |
|                           |   |           |        |           |   |                  |       |            |   |           |       | 249      | H | Northern Ariz. | 80 70 |                 |  |
|                           |   |           |        |           |   |                  |       |            |   |           |       | 275      | H | Long Beach St. | 85 62 |                 |  |
|                           |   |           |        |           |   |                  |       |            |   |           |       | 285      | H | Southern Utah  | 69 64 |                 |  |
|                           |   |           |        |           |   |                  |       |            |   |           |       | 319      | A | Weber St.      | 66 59 |                 |  |
|                           |   |           |        |           |   |                  |       |            |   |           |       | 319      | H | Weber St.      | 72 59 |                 |  |
|                           |   |           |        |           |   |                  |       |            |   |           |       | 321      | H | Omaha          | 59 56 |                 |  |
| LAST 12 Division I GAMES: |   |           |        |           |   |                  |       |            |   |           |       |          |   |                |       |                 |  |
|                           |   |           |        | 168       | A | Texas St.        | 67 59 |            |   |           |       | 109      | H | Northern Colo. | 73 84 |                 |  |
|                           |   |           |        | 171       | A | Montana          | 75 71 |            |   |           |       | 171      | H | Montana        | 74 52 |                 |  |
|                           |   |           |        | 319       | H | Weber St.        | 72 59 |            |   |           |       | 92       | A | Idaho St.      | 43 61 |                 |  |
|                           |   |           |        | 92        | H | Idaho St.        | 49 62 |            |   |           |       | 319      | A | Weber St.      | 66 59 |                 |  |
|                           |   |           |        | 89        | A | Idaho            | 65 90 |            |   |           |       | 187      | H | Eastern Wash.  | 87 89 |                 |  |
|                           |   |           |        | 187       | A | Eastern Wash.    | 61 47 |            |   |           |       | 109      | A | Northern Colo. | 79 66 |                 |  |

Non-Div I Games: Carroll (MT) 64 48

Montana St.

Loss, Non-Conf, S Site, H Home A Away N Neutral

|                   |          |           |                |            |             |               |      |      |       |           |
|-------------------|----------|-----------|----------------|------------|-------------|---------------|------|------|-------|-----------|
| Average RPI Win:  | 246      | WON-LOST  | WINNING        | LAST 10    | STRENGTH OF | OPP. STRENGTH | TEAM | ADJ. | CONF. | ADJ CONF. |
| Average RPI Loss: | 150      | RECORD    | PCT. RANK      | GAMES      | SCHEDULE    | OF SCHEDULE   | RPI  | RPI  | RPI   | RPI       |
| DIV. I ONLY       | 18- 9    | 84        | 1- 0           | 210        | 283         | 131           | 131  | 22   | 22    |           |
| DIV. I NON-CONF.  | 7- 4     | 108       | 0- 0           | 223        | 285         | 136           | 136  | 22   | 22    |           |
| TOTALS            | RPI 1-25 | RPI 26-50 | W-L RECORDS    | RPI 51-100 | RPI 101-150 | RPI 150+      |      |      |       |           |
| 18- 9             | 0- 2     | 0- 0      | OVERALL        | 1- 2       | 1- 0        | 16- 5         |      |      |       |           |
| 10- 3             | 0- 0     | 0- 0      | HOME           | 0- 1       | 1- 0        | 9- 2          |      |      |       |           |
| 8- 6              | 0- 2     | 0- 0      | AWAY           | 1- 1       | 0- 0        | 7- 3          |      |      |       |           |
| 0- 0              | 0- 0     | 0- 0      | NEUTRAL        | 0- 0       | 0- 0        | 0- 0          |      |      |       |           |
| 7- 4              | 0- 2     | 0- 0      | NON-CONFERENCE | 1- 0       | 0- 0        | 6- 2          |      |      |       |           |
| 4- 1              | 0- 0     | 0- 0      | HOME           | 0- 0       | 0- 0        | 4- 1          |      |      |       |           |
| 3- 3              | 0- 2     | 0- 0      | AWAY           | 1- 0       | 0- 0        | 2- 1          |      |      |       |           |
| 0- 0              | 0- 0     | 0- 0      | NEUTRAL        | 0- 0       | 0- 0        | 0- 0          |      |      |       |           |
| 11- 5             | 0- 0     | 0- 0      | CONFERENCE     | 0- 2       | 1- 0        | 10- 3         |      |      |       |           |
| 6- 2              | 0- 0     | 0- 0      | HOME           | 0- 1       | 1- 0        | 5- 1          |      |      |       |           |
| 5- 3              | 0- 0     | 0- 0      | AWAY           | 0- 1       | 0- 0        | 5- 2          |      |      |       |           |
| 0- 0              | 0- 0     | 0- 0      | NEUTRAL        | 0- 0       | 0- 0        | 0- 0          |      |      |       |           |

| RPI 1-25                  |   |                  |       | RPI 26-50 |   |                   |       | RPI 51-100 |   |          |       | RPI 101+ Team's RPI: 131 |   |                      |        |
|---------------------------|---|------------------|-------|-----------|---|-------------------|-------|------------|---|----------|-------|--------------------------|---|----------------------|--------|
| RPI                       | S | Opponent         | Score | RPI       | S | Opponent          | Score | RPI        | S | Opponent | Score | RPI                      | S | Opponent             | Score  |
| 2                         | A | Baylor           | 58 96 |           |   |                   |       | 61         | A | Belmont  | 50 77 | 132                      | H | UT Martin            | 85 75  |
| 17                        | A | Kentucky         | 57 87 |           |   |                   |       | 61         | H | Belmont  | 57 77 | 154                      | A | Tennessee Tech       | 73 70  |
|                           |   |                  |       |           |   |                   |       | 76         | A | Radford  | 79 72 | 154                      | H | Tennessee Tech       | 77 56  |
|                           |   |                  |       |           |   |                   |       |            |   |          |       | 192                      | A | N.C. A&T             | 72 67  |
|                           |   |                  |       |           |   |                   |       |            |   |          |       | 201                      | A | Jacksonville St.     | 57 68  |
|                           |   |                  |       |           |   |                   |       |            |   |          |       | 201                      | H | Jacksonville St.     | 66 55  |
|                           |   |                  |       |           |   |                   |       |            |   |          |       | 229                      | A | Saint Francis (PA)   | 83 89  |
|                           |   |                  |       |           |   |                   |       |            |   |          |       | 234                      | H | Southeast Mo. St.    | 82 54  |
|                           |   |                  |       |           |   |                   |       |            |   |          |       | 240                      | A | SIUE                 | 73 67  |
|                           |   |                  |       |           |   |                   |       |            |   |          |       | 244                      | A | Gardner-Webb         | 84 69  |
|                           |   |                  |       |           |   |                   |       |            |   |          |       | 260                      | A | Austin Peay          | 80 81  |
|                           |   |                  |       |           |   |                   |       |            |   |          |       | 260                      | H | Austin Peay          | 75 84  |
|                           |   |                  |       |           |   |                   |       |            |   |          |       | 262                      | H | St. Francis Brooklyn | 94 101 |
|                           |   |                  |       |           |   |                   |       |            |   |          |       | 267                      | A | Murray St.           | 83 61  |
|                           |   |                  |       |           |   |                   |       |            |   |          |       | 294                      | A | Eastern Ill.         | 67 57  |
|                           |   |                  |       |           |   |                   |       |            |   |          |       | 298                      | A | Tennessee St.        | 85 62  |
|                           |   |                  |       |           |   |                   |       |            |   |          |       | 298                      | H | Tennessee St.        | 71 55  |
|                           |   |                  |       |           |   |                   |       |            |   |          |       | 314                      | H | Valparaiso           | 68 62  |
|                           |   |                  |       |           |   |                   |       |            |   |          |       | 317                      | H | Lipscomb             | 79 44  |
|                           |   |                  |       |           |   |                   |       |            |   |          |       | 327                      | H | Eastern Ky.          | 68 52  |
|                           |   |                  |       |           |   |                   |       |            |   |          |       | 332                      | H | Evansville           | 85 63  |
|                           |   |                  |       |           |   |                   |       |            |   |          |       | 350                      | H | Chicago St.          | 104 68 |
| LAST 12 Division I GAMES: |   |                  |       |           |   |                   |       |            |   |          |       |                          |   |                      |        |
| 154                       | A | Tennessee Tech   | 73 70 | 294       | A | Eastern Ill.      | 67 57 |            |   |          |       |                          |   |                      |        |
| 201                       | A | Jacksonville St. | 57 68 | 240       | A | SIUE              | 73 67 |            |   |          |       |                          |   |                      |        |
| 327                       | H | Eastern Ky.      | 68 52 | 201       | H | Jacksonville St.  | 66 55 |            |   |          |       |                          |   |                      |        |
| 260                       | H | Austin Peay      | 75 84 | 154       | H | Tennessee Tech    | 77 56 |            |   |          |       |                          |   |                      |        |
| 61                        | H | Belmont          | 57 77 | 132       | H | UT Martin         | 85 75 |            |   |          |       |                          |   |                      |        |
| 298                       | H | Tennessee St.    | 71 55 | 234       | H | Southeast Mo. St. | 82 54 |            |   |          |       |                          |   |                      |        |

Non-Div I Games: Alice Lloyd 121 56 Ky. Christian 119 28

Morehead St.

Loss, Non-Conf, S Site, H Home A Away N Neutral

|                              |          |           |                |             |               |          |      |       |           |
|------------------------------|----------|-----------|----------------|-------------|---------------|----------|------|-------|-----------|
| Average RPI Win: <b>327</b>  | WON-LOST | WINNING   | LAST 10        | STRENGTH OF | OPP. STRENGTH | TEAM     | ADJ. | CONF. | ADJ CONF. |
| Average RPI Loss: <b>189</b> | RECORD   | PCT. RANK | GAMES          | SCHEDULE    | OF SCHEDULE   | RPI      | RPI  | RPI   | RPI       |
| DIV. I ONLY                  | 7- 18    | 285       | 0- 1           | 264         | 346           | 307      | 307  | 32    | 32        |
| DIV. I NON-CONF.             | 1- 11    | 335       | 0- 1           | 163         | 233           | 323      | 323  | 32    | 32        |
| TOTALS                       | RPI 1-25 | RPI 26-50 | W-L RECORDS    | RPI 51-100  | RPI 101-150   | RPI 150+ |      |       |           |
| 7- 18                        | 0- 1     | 0- 1      | OVERALL        | 0- 3        | 0- 2          | 7- 11    |      |       |           |
| 4- 6                         | 0- 0     | 0- 0      | HOME           | 0- 0        | 0- 0          | 4- 6     |      |       |           |
| 3- 9                         | 0- 0     | 0- 1      | AWAY           | 0- 2        | 0- 2          | 3- 4     |      |       |           |
| 0- 3                         | 0- 1     | 0- 0      | NEUTRAL        | 0- 1        | 0- 0          | 0- 1     |      |       |           |
| 1- 11                        | 0- 1     | 0- 1      | NON-CONFERENCE | 0- 3        | 0- 2          | 1- 4     |      |       |           |
| 1- 2                         | 0- 0     | 0- 0      | HOME           | 0- 0        | 0- 0          | 1- 2     |      |       |           |
| 0- 6                         | 0- 0     | 0- 1      | AWAY           | 0- 2        | 0- 2          | 0- 1     |      |       |           |
| 0- 3                         | 0- 1     | 0- 0      | NEUTRAL        | 0- 1        | 0- 0          | 0- 1     |      |       |           |
| 6- 7                         | 0- 0     | 0- 0      | CONFERENCE     | 0- 0        | 0- 0          | 6- 7     |      |       |           |
| 3- 4                         | 0- 0     | 0- 0      | HOME           | 0- 0        | 0- 0          | 3- 4     |      |       |           |
| 3- 3                         | 0- 0     | 0- 0      | AWAY           | 0- 0        | 0- 0          | 3- 3     |      |       |           |
| 0- 0                         | 0- 0     | 0- 0      | NEUTRAL        | 0- 0        | 0- 0          | 0- 0     |      |       |           |

| RPI 1-25                  |   |                    |       | RPI 26-50 |   |                    |       | RPI 51-100 |   |               |       | RPI 101+ |   |                    |       | Team's RPI: 307 |  |
|---------------------------|---|--------------------|-------|-----------|---|--------------------|-------|------------|---|---------------|-------|----------|---|--------------------|-------|-----------------|--|
| RPI                       | S | Opponent           | Score | RPI       | S | Opponent           | Score | RPI        | S | Opponent      | Score | RPI      | S | Opponent           | Score |                 |  |
| 13                        | N | Maryland           | 44 68 | 46        | A | Michigan           | 47 70 | 71         | A | West Virginia | 37 72 | 113      | A | Hartford           | 59 80 |                 |  |
|                           |   |                    |       |           |   |                    |       | 79         | A | SFA           | 42 69 | 119      | A | Western Ky.        | 43 90 |                 |  |
|                           |   |                    |       |           |   |                    |       | 97         | N | Georgia       | 33 60 | 192      | A | N.C. A&T           | 29 62 |                 |  |
|                           |   |                    |       |           |   |                    |       |            |   |               |       | 193      | H | UMES               | 68 73 |                 |  |
|                           |   |                    |       |           |   |                    |       |            |   |               |       | 207      | H | Bethune-Cookman    | 69 73 |                 |  |
|                           |   |                    |       |           |   |                    |       |            |   |               |       | 224      | A | Howard             | 56 79 |                 |  |
|                           |   |                    |       |           |   |                    |       |            |   |               |       | 224      | H | Howard             | 62 74 |                 |  |
|                           |   |                    |       |           |   |                    |       |            |   |               |       | 261      | N | Niagara            | 57 67 |                 |  |
|                           |   |                    |       |           |   |                    |       |            |   |               |       | 264      | H | Norfolk St.        | 49 64 |                 |  |
|                           |   |                    |       |           |   |                    |       |            |   |               |       | 301      | A | South Carolina St. | 63 61 |                 |  |
|                           |   |                    |       |           |   |                    |       |            |   |               |       | 301      | H | South Carolina St. | 62 51 |                 |  |
|                           |   |                    |       |           |   |                    |       |            |   |               |       | 312      | H | UMBC               | 68 73 |                 |  |
|                           |   |                    |       |           |   |                    |       |            |   |               |       | 315      | A | FIU                | 50 59 |                 |  |
|                           |   |                    |       |           |   |                    |       |            |   |               |       | 320      | H | Central Conn. St.  | 36 60 |                 |  |
|                           |   |                    |       |           |   |                    |       |            |   |               |       | 324      | H | UMass Lowell       | 61 49 |                 |  |
|                           |   |                    |       |           |   |                    |       |            |   |               |       | 328      | A | Coppin St.         | 74 57 |                 |  |
|                           |   |                    |       |           |   |                    |       |            |   |               |       | 338      | A | N.C. Central       | 65 62 |                 |  |
|                           |   |                    |       |           |   |                    |       |            |   |               |       | 347      | H | Florida A&M        | 75 71 |                 |  |
|                           |   |                    |       |           |   |                    |       |            |   |               |       | 349      | A | Savannah St.       | 35 53 |                 |  |
|                           |   |                    |       |           |   |                    |       |            |   |               |       | 349      | H | Savannah St.       | 63 47 |                 |  |
| LAST 12 Division I GAMES: |   |                    |       |           |   |                    |       |            |   |               |       |          |   |                    |       |                 |  |
| 261                       | N | Niagara            | 57 67 | 347       | H | Florida A&M        | 75 71 |            |   |               |       |          |   |                    |       |                 |  |
| 224                       | H | Howard             | 62 74 | 207       | H | Bethune-Cookman    | 69 73 |            |   |               |       |          |   |                    |       |                 |  |
| 264                       | H | Norfolk St.        | 49 64 | 338       | A | N.C. Central       | 65 62 |            |   |               |       |          |   |                    |       |                 |  |
| 349                       | A | Savannah St.       | 35 53 | 192       | A | N.C. A&T           | 29 62 |            |   |               |       |          |   |                    |       |                 |  |
| 301                       | A | South Carolina St. | 63 61 | 224       | A | Howard             | 56 79 |            |   |               |       |          |   |                    |       |                 |  |
| 328                       | A | Coppin St.         | 74 57 | 301       | H | South Carolina St. | 62 51 |            |   |               |       |          |   |                    |       |                 |  |

Non-Div I Games: Lincoln (PA) 46 **51** Washington Adventis60 43

Morgan St.

■ Loss, 
 ■ Non-Conf, 
 ■ S Site, 
 ■ Home 
 ■ Away 
 N Neutral

|                       |      |          |           |                |             |               |          |      |       |           |
|-----------------------|------|----------|-----------|----------------|-------------|---------------|----------|------|-------|-----------|
| Average RPI Win: 262  |      | WON-LOST | WINNING   | LAST 10        | STRENGTH OF | OPP. STRENGTH | TEAM     | ADJ. | CONF. | ADJ CONF. |
| Average RPI Loss: 211 |      | RECORD   | PCT. RANK | GAMES          | SCHEDULE    | OF SCHEDULE   | RPI      | RPI  | RPI   | RPI       |
| DIV. I ONLY           |      | 12- 13   | 187       | 1- 0           | 302         | 332           | 238      | 238  | 31    | 31        |
| DIV. I NON-CONF.      |      | 5- 5     | 162       | 0- 0           | 136         | 252           | 122      | 122  | 31    | 31        |
| TOTALS                |      | RPI 1-25 | RPI 26-50 | W-L RECORDS    | RPI 51-100  | RPI 101-150   | RPI 150+ |      |       |           |
| 12- 13                | 0- 0 |          | 0- 1      | OVERALL        | 1- 1        | 1- 1          | 10- 10   |      |       |           |
| 7- 3                  | 0- 0 |          | 0- 0      | HOME           | 1- 0        | 1- 0          | 5- 3     |      |       |           |
| 5- 10                 | 0- 0 |          | 0- 1      | AWAY           | 0- 1        | 0- 1          | 5- 7     |      |       |           |
| 0- 0                  | 0- 0 |          | 0- 0      | NEUTRAL        | 0- 0        | 0- 0          | 0- 0     |      |       |           |
| 5- 5                  | 0- 0 |          | 0- 1      | NON-CONFERENCE | 1- 1        | 1- 1          | 3- 2     |      |       |           |
| 2- 1                  | 0- 0 |          | 0- 0      | HOME           | 1- 0        | 1- 0          | 0- 1     |      |       |           |
| 3- 4                  | 0- 0 |          | 0- 1      | AWAY           | 0- 1        | 0- 1          | 3- 1     |      |       |           |
| 0- 0                  | 0- 0 |          | 0- 0      | NEUTRAL        | 0- 0        | 0- 0          | 0- 0     |      |       |           |
| 7- 8                  | 0- 0 |          | 0- 0      | CONFERENCE     | 0- 0        | 0- 0          | 7- 8     |      |       |           |
| 5- 2                  | 0- 0 |          | 0- 0      | HOME           | 0- 0        | 0- 0          | 5- 2     |      |       |           |
| 2- 6                  | 0- 0 |          | 0- 0      | AWAY           | 0- 0        | 0- 0          | 2- 6     |      |       |           |
| 0- 0                  | 0- 0 |          | 0- 0      | NEUTRAL        | 0- 0        | 0- 0          | 0- 0     |      |       |           |

[illegible]

Non-Div I Games: Washington Col. 74 50

Mt. St. Mary's

Loss, Non-Conf, S Site, H Home A Away N Neutral

|                   |          |           |                |            |             |               |      |      |       |           |
|-------------------|----------|-----------|----------------|------------|-------------|---------------|------|------|-------|-----------|
| Average RPI Win:  | 264      | WON-LOST  | WINNING        | LAST 10    | STRENGTH OF | OPP. STRENGTH | TEAM | ADJ. | CONF. | ADJ CONF. |
| Average RPI Loss: | 167      | RECORD    | PCT. RANK      | GAMES      | SCHEDULE    | OF SCHEDULE   | RPI  | RPI  | RPI   | RPI       |
| DIV. I ONLY       | 10- 15   | 230       | 1- 0           | 282        | 221         | 267           | 267  | 22   | 22    |           |
| DIV. I NON-CONF.  | 2- 7     | 288       | 0- 0           | 258        | 104         | 313           | 313  | 22   | 22    |           |
| TOTALS            | RPI 1-25 | RPI 26-50 | W-L RECORDS    | RPI 51-100 | RPI 101-150 | RPI 150+      |      |      |       |           |
| 10- 15            | 0- 1     | 0- 1      | OVERALL        | 0- 2       | 1- 2        | 9- 9          |      |      |       |           |
| 7- 5              | 0- 0     | 0- 0      | HOME           | 0- 1       | 1- 1        | 6- 3          |      |      |       |           |
| 3- 10             | 0- 1     | 0- 1      | AWAY           | 0- 1       | 0- 1        | 3- 6          |      |      |       |           |
| 0- 0              | 0- 0     | 0- 0      | NEUTRAL        | 0- 0       | 0- 0        | 0- 0          |      |      |       |           |
| 2- 7              | 0- 1     | 0- 1      | NON-CONFERENCE | 0- 1       | 0- 0        | 2- 4          |      |      |       |           |
| 2- 2              | 0- 0     | 0- 0      | HOME           | 0- 0       | 0- 0        | 2- 2          |      |      |       |           |
| 0- 5              | 0- 1     | 0- 1      | AWAY           | 0- 1       | 0- 0        | 0- 2          |      |      |       |           |
| 0- 0              | 0- 0     | 0- 0      | NEUTRAL        | 0- 0       | 0- 0        | 0- 0          |      |      |       |           |
| 8- 8              | 0- 0     | 0- 0      | CONFERENCE     | 0- 1       | 1- 2        | 7- 5          |      |      |       |           |
| 5- 3              | 0- 0     | 0- 0      | HOME           | 0- 1       | 1- 1        | 4- 1          |      |      |       |           |
| 3- 5              | 0- 0     | 0- 0      | AWAY           | 0- 0       | 0- 1        | 3- 4          |      |      |       |           |
| 0- 0              | 0- 0     | 0- 0      | NEUTRAL        | 0- 0       | 0- 0        | 0- 0          |      |      |       |           |

| RPI 1-25                  |   |                   |       | RPI 26-50 |   |                  |       | RPI 51-100 |   |          |       | RPI 101+ Team's RPI: 267 |   |                   |       |
|---------------------------|---|-------------------|-------|-----------|---|------------------|-------|------------|---|----------|-------|--------------------------|---|-------------------|-------|
| RPI                       | S | Opponent          | Score | RPI       | S | Opponent         | Score | RPI        | S | Opponent | Score | RPI                      | S | Opponent          | Score |
| 17                        | A | Kentucky          | 49 88 | 44        | A | Tennessee        | 77 98 | 54         | A | Butler   | 65 86 | 131                      | H | Morehead St.      | 61 83 |
|                           |   |                   |       |           |   |                  |       | 61         | H | Belmont  | 58 65 | 132                      | A | UT Martin         | 67 75 |
|                           |   |                   |       |           |   |                  |       |            |   |          |       | 132                      | H | UT Martin         | 76 73 |
|                           |   |                   |       |           |   |                  |       |            |   |          |       | 151                      | H | Southern Ill.     | 59 65 |
|                           |   |                   |       |           |   |                  |       |            |   |          |       | 154                      | A | Tennessee Tech    | 65 74 |
|                           |   |                   |       |           |   |                  |       |            |   |          |       | 175                      | A | Arkansas St.      | 63 74 |
|                           |   |                   |       |           |   |                  |       |            |   |          |       | 201                      | A | Jacksonville St.  | 64 59 |
|                           |   |                   |       |           |   |                  |       |            |   |          |       | 209                      | A | Illinois          | 52 84 |
|                           |   |                   |       |           |   |                  |       |            |   |          |       | 234                      | A | Southeast Mo. St. | 64 59 |
|                           |   |                   |       |           |   |                  |       |            |   |          |       | 234                      | H | Southeast Mo. St. | 82 74 |
|                           |   |                   |       |           |   |                  |       |            |   |          |       | 240                      | A | SIUE              | 54 71 |
|                           |   |                   |       |           |   |                  |       |            |   |          |       | 240                      | H | SIUE              | 81 75 |
|                           |   |                   |       |           |   |                  |       |            |   |          |       | 260                      | A | Austin Peay       | 56 59 |
|                           |   |                   |       |           |   |                  |       |            |   |          |       | 288                      | H | Alabama A&M       | 53 59 |
|                           |   |                   |       |           |   |                  |       |            |   |          |       | 294                      | A | Eastern Ill.      | 67 75 |
|                           |   |                   |       |           |   |                  |       |            |   |          |       | 294                      | H | Eastern Ill.      | 60 51 |
|                           |   |                   |       |           |   |                  |       |            |   |          |       | 298                      | H | Tennessee St.     | 61 65 |
|                           |   |                   |       |           |   |                  |       |            |   |          |       | 317                      | H | Lipscomb          | 97 61 |
|                           |   |                   |       |           |   |                  |       |            |   |          |       | 327                      | A | Eastern Ky.       | 76 63 |
|                           |   |                   |       |           |   |                  |       |            |   |          |       | 327                      | H | Eastern Ky.       | 81 63 |
|                           |   |                   |       |           |   |                  |       |            |   |          |       | 332                      | H | Evansville        | 81 53 |
| LAST 12 Division I GAMES: |   |                   |       |           |   |                  |       |            |   |          |       |                          |   |                   |       |
| 234                       | H | Southeast Mo. St. | 82 74 | 154       | A | Tennessee Tech   | 65 74 |            |   |          |       |                          |   |                   |       |
| 132                       | H | UT Martin         | 76 73 | 201       | A | Jacksonville St. | 64 59 |            |   |          |       |                          |   |                   |       |
| 260                       | A | Austin Peay       | 56 59 | 298       | H | Tennessee St.    | 61 65 |            |   |          |       |                          |   |                   |       |
| 327                       | A | Eastern Ky.       | 76 63 | 61        | H | Belmont          | 58 65 |            |   |          |       |                          |   |                   |       |
| 240                       | H | SIUE              | 81 75 | 240       | A | SIUE             | 54 71 |            |   |          |       |                          |   |                   |       |
| 294                       | H | Eastern Ill.      | 60 51 | 294       | A | Eastern Ill.     | 67 75 |            |   |          |       |                          |   |                   |       |

Non-Div I Games: Oakland City 113 55 Bethel (TN) 86 50

Murray St.

Loss, Non-Conf, S Site, H Home A Away N Neutral

|                   |          |           |                |            |             |               |      |      |       |           |
|-------------------|----------|-----------|----------------|------------|-------------|---------------|------|------|-------|-----------|
| Average RPI Win:  | 293      | WON-LOST  | WINNING        | LAST 10    | STRENGTH OF | OPP. STRENGTH | TEAM | ADJ. | CONF. | ADJ CONF. |
| Average RPI Loss: | 151      | RECORD    | PCT. RANK      | GAMES      | SCHEDULE    | OF SCHEDULE   | RPI  | RPI  | RPI   | RPI       |
| DIV. I ONLY       | 16- 9    | 93        | 0- 1           | 333        | 314         | 192           | 192  | 32   | 32    |           |
| DIV. I NON-CONF.  | 2- 9     | 297       | 0- 1           | 284        | 120         | 302           | 302  | 32   | 32    |           |
| TOTALS            | RPI 1-25 | RPI 26-50 | W-L RECORDS    | RPI 51-100 | RPI 101-150 | RPI 150+      |      |      |       |           |
| 16- 9             | 0- 0     | 0- 0      | OVERALL        | 0- 3       | 0- 3        | 16- 3         |      |      |       |           |
| 6- 3              | 0- 0     | 0- 0      | HOME           | 0- 1       | 0- 2        | 6- 0          |      |      |       |           |
| 10- 4             | 0- 0     | 0- 0      | AWAY           | 0- 1       | 0- 0        | 10- 3         |      |      |       |           |
| 0- 2              | 0- 0     | 0- 0      | NEUTRAL        | 0- 1       | 0- 1        | 0- 0          |      |      |       |           |
| 2- 9              | 0- 0     | 0- 0      | NON-CONFERENCE | 0- 3       | 0- 3        | 2- 3          |      |      |       |           |
| 0- 3              | 0- 0     | 0- 0      | HOME           | 0- 1       | 0- 2        | 0- 0          |      |      |       |           |
| 2- 4              | 0- 0     | 0- 0      | AWAY           | 0- 1       | 0- 0        | 2- 3          |      |      |       |           |
| 0- 2              | 0- 0     | 0- 0      | NEUTRAL        | 0- 1       | 0- 1        | 0- 0          |      |      |       |           |
| 14- 0             | 0- 0     | 0- 0      | CONFERENCE     | 0- 0       | 0- 0        | 14- 0         |      |      |       |           |
| 6- 0              | 0- 0     | 0- 0      | HOME           | 0- 0       | 0- 0        | 6- 0          |      |      |       |           |
| 8- 0              | 0- 0     | 0- 0      | AWAY           | 0- 0       | 0- 0        | 8- 0          |      |      |       |           |
| 0- 0              | 0- 0     | 0- 0      | NEUTRAL        | 0- 0       | 0- 0        | 0- 0          |      |      |       |           |

| RPI 1-25                  |   |          | RPI 26-50 |     |   | RPI 51-100               |       |     | RPI 101+ Team's RPI: 192 |                    |       |
|---------------------------|---|----------|-----------|-----|---|--------------------------|-------|-----|--------------------------|--------------------|-------|
| RPI                       | S | Opponent | Score     | RPI | S | Opponent                 | Score | RPI | S                        | Opponent           | Score |
|                           |   |          |           |     |   |                          |       | 116 | N                        | Yale               | 49 59 |
|                           |   |          |           |     |   | 58 N Maine               | 52 58 | 131 | H                        | Morehead St.       | 67 72 |
|                           |   |          |           |     |   | 98 A Virginia            | 57 67 | 148 | H                        | Akron              | 36 49 |
|                           |   |          |           |     |   | 100 H VCU                | 48 54 | 193 | A                        | UMES               | 51 49 |
|                           |   |          |           |     |   |                          |       | 193 | H                        | UMES               | 70 58 |
|                           |   |          |           |     |   |                          |       | 207 | A                        | Bethune-Cookman    | 72 48 |
|                           |   |          |           |     |   |                          |       | 213 | A                        | Elon               | 64 73 |
|                           |   |          |           |     |   |                          |       | 224 | A                        | Howard             | 63 58 |
|                           |   |          |           |     |   |                          |       | 239 | A                        | Navy               | 49 72 |
|                           |   |          |           |     |   |                          |       | 254 | A                        | ETSU               | 56 61 |
|                           |   |          |           |     |   |                          |       | 264 | A                        | Norfolk St.        | 49 44 |
|                           |   |          |           |     |   |                          |       | 301 | A                        | South Carolina St. | 58 44 |
|                           |   |          |           |     |   |                          |       | 301 | H                        | South Carolina St. | 59 52 |
|                           |   |          |           |     |   |                          |       | 304 | A                        | Fla. Atlantic      | 67 65 |
|                           |   |          |           |     |   |                          |       | 307 | H                        | Morgan St.         | 62 29 |
|                           |   |          |           |     |   |                          |       | 328 | H                        | Coppin St.         | 66 42 |
|                           |   |          |           |     |   |                          |       | 338 | A                        | N.C. Central       | 52 49 |
|                           |   |          |           |     |   |                          |       | 339 | A                        | Western Caro.      | 69 51 |
|                           |   |          |           |     |   |                          |       | 343 | A                        | Delaware St.       | 67 47 |
|                           |   |          |           |     |   |                          |       | 343 | H                        | Delaware St.       | 72 49 |
|                           |   |          |           |     |   |                          |       | 347 | A                        | Florida A&M        | 56 48 |
|                           |   |          |           |     |   |                          |       | 349 | H                        | Savannah St.       | 73 69 |
| LAST 12 Division I GAMES: |   |          |           |     |   |                          |       |     |                          |                    |       |
|                           |   |          |           |     |   | 116 N Yale               | 49 59 | 343 | H                        | Delaware St.       | 72 49 |
|                           |   |          |           |     |   | 349 H Savannah St.       | 73 69 | 207 | A                        | Bethune-Cookman    | 72 48 |
|                           |   |          |           |     |   | 301 H South Carolina St. | 59 52 | 347 | A                        | Florida A&M        | 56 48 |
|                           |   |          |           |     |   | 264 A Norfolk St.        | 49 44 | 338 | A                        | N.C. Central       | 52 49 |
|                           |   |          |           |     |   | 224 A Howard             | 63 58 | 328 | H                        | Coppin St.         | 66 42 |
|                           |   |          |           |     |   | 193 H UMES               | 70 58 | 307 | H                        | Morgan St.         | 62 29 |

Non-Div I Games: Winston-Salem 60 56 Johnson C. Smith 50 53

N.C. A&T

Loss, Non-Conf, S Site, H Home A Away N Neutral

| WON-LOST          |          |          |           | STRENGTH OF    |          | OPP. STRENGTH |             | TEAM     |          | CONF. |     | ADJ CONF. |     |
|-------------------|----------|----------|-----------|----------------|----------|---------------|-------------|----------|----------|-------|-----|-----------|-----|
| Average RPI Win:  | 325      | WON-LOST | WINNING   | LAST 10        | SCHEDULE | OF SCHEDULE   | RPI         | ADJ. RPI | RPI      | RPI   | RPI | RPI       | RPI |
| Average RPI Loss: | 216      | RECORD   | PCT. RANK | GAMES          |          |               |             |          |          |       |     |           |     |
| DIV. I ONLY       | 7- 20    | 297      | 0- 1      | 340            | 347      | 338           | 338         | 32       | 32       |       |     |           |     |
| DIV. I NON-CONF.  | 2- 10    | 311      | 0- 0      | 275            | 277      | 339           | 339         | 32       | 32       |       |     |           |     |
| TOTALS            | RPI 1-25 |          | RPI 26-50 | W-L RECORDS    |          | RPI 51-100    | RPI 101-150 |          | RPI 150+ |       |     |           |     |
| 7- 20             | 0- 1     |          | 0- 0      | OVERALL        |          | 0- 0          | 0- 3        |          | 7- 16    |       |     |           |     |
| 5- 9              | 0- 0     |          | 0- 0      | HOME           |          | 0- 0          | 0- 1        |          | 5- 8     |       |     |           |     |
| 2- 10             | 0- 1     |          | 0- 0      | AWAY           |          | 0- 0          | 0- 2        |          | 2- 7     |       |     |           |     |
| 0- 1              | 0- 0     |          | 0- 0      | NEUTRAL        |          | 0- 0          | 0- 0        |          | 0- 1     |       |     |           |     |
| 2- 10             | 0- 1     |          | 0- 0      | NON-CONFERENCE |          | 0- 0          | 0- 3        |          | 2- 6     |       |     |           |     |
| 2- 4              | 0- 0     |          | 0- 0      | HOME           |          | 0- 0          | 0- 1        |          | 2- 3     |       |     |           |     |
| 0- 5              | 0- 1     |          | 0- 0      | AWAY           |          | 0- 0          | 0- 2        |          | 0- 2     |       |     |           |     |
| 0- 1              | 0- 0     |          | 0- 0      | NEUTRAL        |          | 0- 0          | 0- 0        |          | 0- 1     |       |     |           |     |
| 5- 10             | 0- 0     |          | 0- 0      | CONFERENCE     |          | 0- 0          | 0- 0        |          | 5- 10    |       |     |           |     |
| 3- 5              | 0- 0     |          | 0- 0      | HOME           |          | 0- 0          | 0- 0        |          | 3- 5     |       |     |           |     |
| 2- 5              | 0- 0     |          | 0- 0      | AWAY           |          | 0- 0          | 0- 0        |          | 2- 5     |       |     |           |     |
| 0- 0              | 0- 0     |          | 0- 0      | NEUTRAL        |          | 0- 0          | 0- 0        |          | 0- 0     |       |     |           |     |

[illegible]

|                  |             |    |    |
|------------------|-------------|----|----|
| Non-Div I Games: | Wilberforce | 55 | 49 |
|------------------|-------------|----|----|

N.C. Central

Loss, Non-Conf, S Site, H Home A Away N Neutral

|                      |      |          |           |                |             |               |            |             |          |           |
|----------------------|------|----------|-----------|----------------|-------------|---------------|------------|-------------|----------|-----------|
| Average RPI Win: 95  |      | WON-LOST | WINNING   | LAST 10        | STRENGTH OF | OPP. STRENGTH | TEAM       | ADJ.        | CONF.    | ADJ CONF. |
| Average RPI Loss: 17 |      | RECORD   | PCT. RANK | GAMES          | SCHEDULE    | OF SCHEDULE   | RPI        | RPI         | RPI      | RPI       |
| DIV. I ONLY          |      | 24- 3    | 8         | 1- 0           | 33          | 3             | 8          | 8           | 1        | 1         |
| DIV. I NON-CONF.     |      | 13- 0    | 1         | 0- 0           | 38          | 30            | 6          | 6           | 1        | 1         |
| TOTALS               |      | RPI 1-25 | RPI 26-50 |                | W-L RECORDS |               | RPI 51-100 | RPI 101-150 | RPI 150+ |           |
| 24- 3                | 1- 2 | 5- 1     |           | OVERALL        |             | 9- 0          | 5- 0       | 4- 0        |          |           |
| 14- 2                | 0- 1 | 2- 1     |           | HOME           |             | 7- 0          | 3- 0       | 2- 0        |          |           |
| 8- 1                 | 1- 1 | 2- 0     |           | AWAY           |             | 2- 0          | 2- 0       | 1- 0        |          |           |
| 2- 0                 | 0- 0 | 1- 0     |           | NEUTRAL        |             | 0- 0          | 0- 0       | 1- 0        |          |           |
| 13- 0                | 0- 0 | 2- 0     |           | NON-CONFERENCE |             | 6- 0          | 1- 0       | 4- 0        |          |           |
| 9- 0                 | 0- 0 | 1- 0     |           | HOME           |             | 5- 0          | 1- 0       | 2- 0        |          |           |
| 2- 0                 | 0- 0 | 0- 0     |           | AWAY           |             | 1- 0          | 0- 0       | 1- 0        |          |           |
| 2- 0                 | 0- 0 | 1- 0     |           | NEUTRAL        |             | 0- 0          | 0- 0       | 1- 0        |          |           |
| 11- 3                | 1- 2 | 3- 1     |           | CONFERENCE     |             | 3- 0          | 4- 0       | 0- 0        |          |           |
| 5- 2                 | 0- 1 | 1- 1     |           | HOME           |             | 2- 0          | 2- 0       | 0- 0        |          |           |
| 6- 1                 | 1- 1 | 2- 0     |           | AWAY           |             | 1- 0          | 2- 0       | 0- 0        |          |           |
| 0- 0                 | 0- 0 | 0- 0     |           | NEUTRAL        |             | 0- 0          | 0- 0       | 0- 0        |          |           |

| RPI                       | S | Opponent    | Score | RPI | S | Opponent       | Score | RPI | S | Opponent      | Score | RPI | S | Opponent          | Score |
|---------------------------|---|-------------|-------|-----|---|----------------|-------|-----|---|---------------|-------|-----|---|-------------------|-------|
| 1                         | H | Notre Dame  | 72 95 | 31  | A | North Carolina | 74 69 | 58  | H | Maine         | 84 46 | 115 | A | Boston College    | 85 69 |
| 12                        | A | Syracuse    | 77 73 | 31  | H | North Carolina | 51 64 | 60  | H | Virginia Tech | 70 61 | 124 | H | Pittsburgh        | 63 34 |
| 20                        | A | Florida St. | 70 75 | 39  | N | Michigan St.   | 78 74 | 61  | H | Belmont       | 77 62 | 128 | A | Wake Forest       | 59 50 |
|                           |   |             |       | 40  | A | Georgia Tech   | 68 60 | 76  | H | Radford       | 75 58 | 128 | H | Wake Forest       | 80 46 |
|                           |   |             |       | 41  | H | Clemson        | 54 51 | 84  | H | Duke          | 63 51 | 137 | H | Davidson          | 75 45 |
|                           |   |             |       | 46  | H | Michigan       | 66 55 | 85  | H | Kent St.      | 78 61 | 162 | A | Chattanooga       | 78 58 |
|                           |   |             |       |     |   |                |       | 87  | H | Old Dominion  | 85 56 | 191 | N | George Washington | 69 61 |
|                           |   |             |       |     |   |                |       | 93  | A | Georgetown    | 76 65 | 195 | H | Vanderbilt        | 74 54 |
|                           |   |             |       |     |   |                |       | 98  | A | Virginia      | 66 38 | 200 | H | Hampton           | 83 51 |
| LAST 12 Division I GAMES: |   |             |       |     |   |                |       |     |   |               |       |     |   |                   |       |
|                           |   |             |       | 31  | A | North Carolina | 74 69 | 128 | A | Wake Forest   | 59 50 |     |   |                   |       |
|                           |   |             |       | 128 | H | Wake Forest    | 80 46 | 40  | A | Georgia Tech  | 68 60 |     |   |                   |       |
|                           |   |             |       | 1   | H | Notre Dame     | 72 95 | 41  | H | Clemson       | 54 51 |     |   |                   |       |
|                           |   |             |       | 12  | A | Syracuse       | 77 73 | 60  | H | Virginia Tech | 70 61 |     |   |                   |       |
|                           |   |             |       | 20  | A | Florida St.    | 70 75 | 98  | A | Virginia      | 66 38 |     |   |                   |       |
|                           |   |             |       | 31  | H | North Carolina | 51 64 | 124 | H | Pittsburgh    | 63 34 |     |   |                   |       |

Non-Div I Games:

NC State

■ Loss, 
 ■ Non-Conf, S Site, 
 ■ Home 
 ■ Away 
 N Neutral



|                   |          |           |                |            |             |               |      |      |       |           |
|-------------------|----------|-----------|----------------|------------|-------------|---------------|------|------|-------|-----------|
| Average RPI Win:  | 311      | WON-LOST  | WINNING        | LAST 10    | STRENGTH OF | OPP. STRENGTH | TEAM | ADJ. | CONF. | ADJ CONF. |
| Average RPI Loss: | 194      | RECORD    | PCT. RANK      | GAMES      | SCHEDULE    | OF SCHEDULE   | RPI  | RPI  | RPI   | RPI       |
| DIV. I ONLY       | 5- 21    | 317       | 0- 1           | 259        | 311         | 325           | 325  | 24   | 24    |           |
| DIV. I NON-CONF.  | 3- 10    | 278       | 0- 0           | 288        | 339         | 317           | 317  | 26   | 26    |           |
| TOTALS            | RPI 1-25 | RPI 26-50 | W-L RECORDS    | RPI 51-100 | RPI 101-150 | RPI 150+      |      |      |       |           |
| 5- 21             | 0- 0     | 0- 0      | OVERALL        | 0- 5       | 0- 1        | 5- 15         |      |      |       |           |
| 3- 9              | 0- 0     | 0- 0      | HOME           | 0- 2       | 0- 1        | 3- 6          |      |      |       |           |
| 2- 12             | 0- 0     | 0- 0      | AWAY           | 0- 3       | 0- 0        | 2- 9          |      |      |       |           |
| 0- 0              | 0- 0     | 0- 0      | NEUTRAL        | 0- 0       | 0- 0        | 0- 0          |      |      |       |           |
| 3- 10             | 0- 0     | 0- 0      | NON-CONFERENCE | 0- 3       | 0- 1        | 3- 6          |      |      |       |           |
| 1- 4              | 0- 0     | 0- 0      | HOME           | 0- 1       | 0- 1        | 1- 2          |      |      |       |           |
| 2- 6              | 0- 0     | 0- 0      | AWAY           | 0- 2       | 0- 0        | 2- 4          |      |      |       |           |
| 0- 0              | 0- 0     | 0- 0      | NEUTRAL        | 0- 0       | 0- 0        | 0- 0          |      |      |       |           |
| 2- 11             | 0- 0     | 0- 0      | CONFERENCE     | 0- 2       | 0- 0        | 2- 9          |      |      |       |           |
| 2- 5              | 0- 0     | 0- 0      | HOME           | 0- 1       | 0- 0        | 2- 4          |      |      |       |           |
| 0- 6              | 0- 0     | 0- 0      | AWAY           | 0- 1       | 0- 0        | 0- 5          |      |      |       |           |
| 0- 0              | 0- 0     | 0- 0      | NEUTRAL        | 0- 0       | 0- 0        | 0- 0          |      |      |       |           |

| RPI 1-25                  |   |               |       | RPI 26-50 |     |          |              | RPI 51-100 |    |               |       | RPI 101+ |     |          |                     | Team's RPI: 325 |    |
|---------------------------|---|---------------|-------|-----------|-----|----------|--------------|------------|----|---------------|-------|----------|-----|----------|---------------------|-----------------|----|
| RPI                       | S | Opponent      | Score | RPI       | S   | Opponent | Score        | RPI        | S  | Opponent      | Score | RPI      | S   | Opponent | Score               |                 |    |
|                           |   |               |       |           |     |          |              | 70         | A  | FGCU          | 42    | 61       | 113 | H        | Hartford            | 53              | 84 |
|                           |   |               |       |           |     |          |              | 70         | H  | FGCU          | 35    | 67       | 179 | A        | Rider               | 46              | 67 |
|                           |   |               |       |           |     |          |              | 71         | A  | West Virginia | 50    | 95       | 182 | A        | North Ala.          | 60              | 72 |
|                           |   |               |       |           |     |          |              | 72         | A  | Penn          | 42    | 85       | 182 | H        | North Ala.          | 54              | 77 |
|                           |   |               |       |           |     |          |              | 85         | H  | Kent St.      | 40    | 57       | 194 | A        | Stetson             | 48              | 74 |
|                           |   |               |       |           |     |          |              |            |    |               |       |          | 194 | H        | Stetson             | 47              | 56 |
|                           |   |               |       |           |     |          |              |            |    |               |       |          | 217 | A        | Liberty             | 47              | 58 |
|                           |   |               |       |           |     |          |              |            |    |               |       |          | 224 | A        | Howard              | 57              | 77 |
|                           |   |               |       |           |     |          |              |            |    |               |       |          | 228 | A        | Jacksonville        | 55              | 69 |
|                           |   |               |       |           |     |          |              |            |    |               |       |          | 228 | H        | Jacksonville        | 56              | 61 |
|                           |   |               |       |           |     |          |              |            |    |               |       |          | 234 | H        | Southeast Mo. St.   | 58              | 68 |
|                           |   |               |       |           |     |          |              |            |    |               |       |          | 255 | A        | Colgate             | 71              | 53 |
|                           |   |               |       |           |     |          |              |            |    |               |       |          | 268 | H        | North Florida       | 59              | 78 |
|                           |   |               |       |           |     |          |              |            |    |               |       |          | 280 | H        | Vermont             | 63              | 71 |
|                           |   |               |       |           |     |          |              |            |    |               |       |          | 297 | A        | Kennesaw St.        | 47              | 70 |
|                           |   |               |       |           |     |          |              |            |    |               |       |          | 297 | H        | Kennesaw St.        | 66              | 60 |
|                           |   |               |       |           |     |          |              |            |    |               |       |          | 317 | H        | Lipscomb            | 80              | 67 |
|                           |   |               |       |           |     |          |              |            |    |               |       |          | 339 | H        | Western Caro.       | 79              | 71 |
|                           |   |               |       |           |     |          |              |            |    |               |       |          | 340 | A        | Saint Peter's       | 57              | 70 |
|                           |   |               |       |           |     |          |              |            |    |               |       |          | 346 | A        | LIU Brooklyn        | 72              | 51 |
|                           |   |               |       |           |     |          |              |            |    |               |       |          | 348 | A        | Fairleigh Dickinson | 43              | 64 |
| LAST 12 Division I GAMES: |   |               |       |           |     |          |              |            |    |               |       |          |     |          |                     |                 |    |
| 228                       | A | Jacksonville  | 55    | 69        | 70  | H        | FGCU         | 35         | 67 |               |       |          |     |          |                     |                 |    |
| 194                       | H | Stetson       | 47    | 56        | 182 | H        | North Ala.   | 54         | 77 |               |       |          |     |          |                     |                 |    |
| 268                       | H | North Florida | 59    | 78        | 194 | A        | Stetson      | 48         | 74 |               |       |          |     |          |                     |                 |    |
| 70                        | A | FGCU          | 42    | 61        | 228 | H        | Jacksonville | 56         | 61 |               |       |          |     |          |                     |                 |    |
| 297                       | A | Kennesaw St.  | 47    | 70        | 317 | H        | Lipscomb     | 80         | 67 |               |       |          |     |          |                     |                 |    |
| 217                       | A | Liberty       | 47    | 58        | 182 | A        | North Ala.   | 60         | 72 |               |       |          |     |          |                     |                 |    |

Non-Div I Games:

NJIT

■ Loss, 
 ■ Non-Conf, 
 ■ S Site, 
 ■ H Home 
 ■ A Away 
 N Neutral

|                   |          |           |                |            |             |               |      |      |       |           |
|-------------------|----------|-----------|----------------|------------|-------------|---------------|------|------|-------|-----------|
| Average RPI Win:  | 245      | WON-LOST  | WINNING        | LAST 10    | STRENGTH OF | OPP. STRENGTH | TEAM | ADJ. | CONF. | ADJ CONF. |
| Average RPI Loss: | 176      | RECORD    | PCT. RANK      | GAMES      | SCHEDULE    | OF SCHEDULE   | RPI  | RPI  | RPI   | RPI       |
| DIV. I ONLY       | 9- 15    | 246       | 0- 1           | 169        | 292         | 239           | 239  | 18   | 18    |           |
| DIV. I NON-CONF.  | 4- 5     | 190       | 0- 0           | 128        | 332         | 180           | 180  | 21   | 21    |           |
| TOTALS            | RPI 1-25 | RPI 26-50 | W-L RECORDS    | RPI 51-100 | RPI 101-150 | RPI 150+      |      |      |       |           |
| 9- 15             | 0- 0     | 0- 0      | OVERALL        | 0- 3       | 0- 3        | 9- 9          |      |      |       |           |
| 5- 7              | 0- 0     | 0- 0      | HOME           | 0- 3       | 0- 2        | 5- 2          |      |      |       |           |
| 4- 8              | 0- 0     | 0- 0      | AWAY           | 0- 0       | 0- 1        | 4- 7          |      |      |       |           |
| 0- 0              | 0- 0     | 0- 0      | NEUTRAL        | 0- 0       | 0- 0        | 0- 0          |      |      |       |           |
| 4- 5              | 0- 0     | 0- 0      | NON-CONFERENCE | 0- 1       | 0- 1        | 4- 3          |      |      |       |           |
| 2- 2              | 0- 0     | 0- 0      | HOME           | 0- 1       | 0- 1        | 2- 0          |      |      |       |           |
| 2- 3              | 0- 0     | 0- 0      | AWAY           | 0- 0       | 0- 0        | 2- 3          |      |      |       |           |
| 0- 0              | 0- 0     | 0- 0      | NEUTRAL        | 0- 0       | 0- 0        | 0- 0          |      |      |       |           |
| 5- 10             | 0- 0     | 0- 0      | CONFERENCE     | 0- 2       | 0- 2        | 5- 6          |      |      |       |           |
| 3- 5              | 0- 0     | 0- 0      | HOME           | 0- 2       | 0- 1        | 3- 2          |      |      |       |           |
| 2- 5              | 0- 0     | 0- 0      | AWAY           | 0- 0       | 0- 1        | 2- 4          |      |      |       |           |
| 0- 0              | 0- 0     | 0- 0      | NEUTRAL        | 0- 0       | 0- 0        | 0- 0          |      |      |       |           |

| RPI S                     | Opponent | Score           | RPI S | Opponent | Score | RPI S | Opponent        | Score | RPI S | Opponent          | Score | Team's RPI: 239 |
|---------------------------|----------|-----------------|-------|----------|-------|-------|-----------------|-------|-------|-------------------|-------|-----------------|
|                           |          |                 |       |          |       | 53    | H Bucknell      | 43 77 | 136   | H Marist          | 48 72 |                 |
|                           |          |                 |       |          |       | 72    | H Penn          | 61 65 | 139   | A Lehigh          | 55 66 |                 |
|                           |          |                 |       |          |       | 78    | H American      | 45 58 | 139   | H Lehigh          | 38 56 |                 |
|                           |          |                 |       |          |       |       |                 |       | 155   | A Boston U.       | 55 66 |                 |
|                           |          |                 |       |          |       |       |                 |       | 155   | H Boston U.       | 35 49 |                 |
|                           |          |                 |       |          |       |       |                 |       | 165   | A Colorado        | 43 59 |                 |
|                           |          |                 |       |          |       |       |                 |       | 179   | A Rider           | 66 60 |                 |
|                           |          |                 |       |          |       |       |                 |       | 184   | A Holy Cross      | 44 47 |                 |
|                           |          |                 |       |          |       |       |                 |       | 184   | H Holy Cross      | 54 47 |                 |
|                           |          |                 |       |          |       |       |                 |       | 192   | H N.C. A&T        | 72 49 |                 |
|                           |          |                 |       |          |       |       |                 |       | 230   | H Saint Joseph's  | 49 48 |                 |
|                           |          |                 |       |          |       |       |                 |       | 232   | A Monmouth        | 67 68 |                 |
|                           |          |                 |       |          |       |       |                 |       | 255   | A Colgate         | 62 49 |                 |
|                           |          |                 |       |          |       |       |                 |       | 255   | H Colgate         | 67 52 |                 |
|                           |          |                 |       |          |       |       |                 |       | 264   | A Norfolk St.     | 58 65 |                 |
|                           |          |                 |       |          |       |       |                 |       | 273   | A Army West Point | 52 55 |                 |
|                           |          |                 |       |          |       |       |                 |       | 273   | H Army West Point | 48 60 |                 |
|                           |          |                 |       |          |       |       |                 |       | 291   | A Air Force       | 54 47 |                 |
|                           |          |                 |       |          |       |       |                 |       | 296   | A Loyola Maryland | 58 46 |                 |
|                           |          |                 |       |          |       |       |                 |       | 326   | A Lafayette       | 42 55 |                 |
|                           |          |                 |       |          |       |       |                 |       | 326   | H Lafayette       | 65 53 |                 |
| LAST 12 Division I GAMES: |          |                 |       |          |       |       |                 |       |       |                   |       |                 |
| 155                       | A        | Boston U.       | 55    | 66       | 53    | H     | Bucknell        | 43    | 77    |                   |       |                 |
| 326                       | H        | Lafayette       | 65    | 53       | 155   | H     | Boston U.       | 35    | 49    |                   |       |                 |
| 273                       | H        | Army West Point | 48    | 60       | 326   | A     | Lafayette       | 42    | 55    |                   |       |                 |
| 184                       | A        | Holy Cross      | 44    | 47       | 273   | A     | Army West Point | 52    | 55    |                   |       |                 |
| 255                       | H        | Colgate         | 67    | 52       | 184   | H     | Holy Cross      | 54    | 47    |                   |       |                 |
| 139                       | A        | Lehigh          | 55    | 66       | 255   | A     | Colgate         | 62    | 49    |                   |       |                 |

Non-Div I Games: Catholic 81 36

Navy

## Nebraska

Through Games Of Feb. 26, 2019

| Average RPI Win:  | 135      | WON-LOST  | WINNING        | LAST 10    | STRENGTH OF | OPP. STRENGTH | TEAM | ADJ. | CONF. | ADJ CONF. |
|-------------------|----------|-----------|----------------|------------|-------------|---------------|------|------|-------|-----------|
| Average RPI Loss: | 56       | RECORD    | PCT. RANK      | GAMES      | SCHEDULE    | OF SCHEDULE   | RPI  | RPI  | RPI   | RPI       |
| DIV. I ONLY       | 13- 15   | 192       | 0- 1           | 19         | 43          | 86            | 86   | 5    | 5     |           |
| DIV. I NON-CONF.  | 5- 6     | 177       | 0- 0           | 89         | 35          | 146           | 146  | 6    | 6     |           |
| TOTALS            | RPI 1-25 | RPI 26-50 | W-L RECORDS    | RPI 51-100 | RPI 101-150 | RPI 150+      |      |      |       |           |
| 13- 15            | 0- 7     | 2- 2      | OVERALL        | 4- 2       | 3- 3        | 4- 1          |      |      |       |           |
| 8- 6              | 0- 3     | 2- 1      | HOME           | 1- 1       | 2- 1        | 3- 0          |      |      |       |           |
| 4- 9              | 0- 4     | 0- 1      | AWAY           | 2- 1       | 1- 2        | 1- 1          |      |      |       |           |
| 1- 0              | 0- 0     | 0- 0      | NEUTRAL        | 1- 0       | 0- 0        | 0- 0          |      |      |       |           |
| 5- 6              | 0- 3     | 0- 0      | NON-CONFERENCE | 1- 1       | 1- 2        | 3- 0          |      |      |       |           |
| 4- 1              | 0- 1     | 0- 0      | HOME           | 0- 0       | 1- 0        | 3- 0          |      |      |       |           |
| 0- 5              | 0- 2     | 0- 0      | AWAY           | 0- 1       | 0- 2        | 0- 0          |      |      |       |           |
| 1- 0              | 0- 0     | 0- 0      | NEUTRAL        | 1- 0       | 0- 0        | 0- 0          |      |      |       |           |
| 8- 9              | 0- 4     | 2- 2      | CONFERENCE     | 3- 1       | 2- 1        | 1- 1          |      |      |       |           |
| 4- 5              | 0- 2     | 2- 1      | HOME           | 1- 1       | 1- 1        | 0- 0          |      |      |       |           |
| 4- 4              | 0- 2     | 0- 1      | AWAY           | 2- 0       | 1- 0        | 1- 1          |      |      |       |           |
| 0- 0              | 0- 0     | 0- 0      | NEUTRAL        | 0- 0       | 0- 0        | 0- 0          |      |      |       |           |

| RPI                       | S | Opponent     | Score | RPI | S | Opponent     | Score | RPI | S | Opponent | Score | RPI | S | Opponent       | Score |
|---------------------------|---|--------------|-------|-----|---|--------------|-------|-----|---|----------|-------|-----|---|----------------|-------|
| 3                         | A | Louisville   | 68 85 | 27  | H | Rutgers      | 56 62 | 55  | H | Indiana  | 78 82 | 105 | A | Creighton      | 65 74 |
| 7                         | A | Iowa         | 71 77 | 39  | H | Michigan St. | 82 71 | 74  | A | Purdue   | 84 64 | 106 | H | Minnesota      | 63 57 |
| 7                         | H | Iowa         | 58 74 | 46  | A | Michigan     | 61 67 | 74  | H | Purdue   | 67 61 | 108 | A | Northwestern   | 71 64 |
| 13                        | A | Maryland     | 63 89 | 46  | H | Michigan     | 70 56 | 76  | N | Radford  | 77 39 | 108 | H | Northwestern   | 54 58 |
| 13                        | H | Maryland     | 63 81 |     |   |              |       | 77  | A | Ohio St. | 78 69 | 140 | H | Kansas         | 58 52 |
| 18                        | A | Miami (FL)   | 68 82 |     |   |              |       | 88  | A | Arkansas | 80 84 | 146 | A | Washington St. | 84 87 |
| 24                        | H | Drake        | 77 83 |     |   |              |       |     |   |          |       | 159 | H | Denver         | 96 71 |
|                           |   |              |       |     |   |              |       |     |   |          |       | 181 | A | Wisconsin      | 69 70 |
|                           |   |              |       |     |   |              |       |     |   |          |       | 209 | A | Illinois       | 77 67 |
|                           |   |              |       |     |   |              |       |     |   |          |       | 309 | H | San Jose St.   | 96 63 |
|                           |   |              |       |     |   |              |       |     |   |          |       | 342 | H | USC Upstate    | 87 64 |
| LAST 12 Division I GAMES: |   |              |       |     |   |              |       |     |   |          |       |     |   |                |       |
| 7                         | H | Iowa         | 58 74 | 55  | H | Indiana      | 78 82 |     |   |          |       |     |   |                |       |
| 108                       | A | Northwestern | 71 64 | 74  | A | Purdue       | 84 64 |     |   |          |       |     |   |                |       |
| 39                        | H | Michigan St. | 82 71 | 181 | A | Wisconsin    | 69 70 |     |   |          |       |     |   |                |       |
| 13                        | A | Maryland     | 63 89 | 108 | H | Northwestern | 54 58 |     |   |          |       |     |   |                |       |
| 74                        | H | Purdue       | 67 61 | 106 | H | Minnesota    | 63 57 |     |   |          |       |     |   |                |       |
| 46                        | A | Michigan     | 61 67 | 209 | A | Illinois     | 77 67 |     |   |          |       |     |   |                |       |

Non-Div I Games:

Nebraska

■ Loss, 
■ Non-Conf, S Site, 
■ Home 
■ Away 
N Neutral

## Nevada

Through Games Of Feb. 26, 2019

|                       |          |           |                |             |               |          |      |       |           |
|-----------------------|----------|-----------|----------------|-------------|---------------|----------|------|-------|-----------|
| Average RPI Win: 250  | WON-LOST | WINNING   | LAST 10        | STRENGTH OF | OPP. STRENGTH | TEAM     | ADJ. | CONF. | ADJ CONF. |
| Average RPI Loss: 108 | RECORD   | PCT. RANK | GAMES          | SCHEDULE    | OF SCHEDULE   | RPI      | RPI  | RPI   | RPI       |
| DIV. I ONLY           | 9- 15    | 246       | 0- 1           | 147         | 124           | 219      | 219  | 15    | 15        |
| DIV. I NON-CONF.      | 3- 7     | 256       | 0- 1           | 243         | 82            | 285      | 285  | 13    | 13        |
| TOTALS                | RPI 1-25 | RPI 26-50 | W-L RECORDS    | RPI 51-100  | RPI 101-150   | RPI 150+ |      |       |           |
| 9- 15                 | 0- 0     | 0- 4      | OVERALL        | 0- 5        | 1- 2          | 8- 4     |      |       |           |
| 5- 8                  | 0- 0     | 0- 3      | HOME           | 0- 2        | 0- 2          | 5- 1     |      |       |           |
| 4- 5                  | 0- 0     | 0- 1      | AWAY           | 0- 1        | 1- 0          | 3- 3     |      |       |           |
| 0- 2                  | 0- 0     | 0- 0      | NEUTRAL        | 0- 2        | 0- 0          | 0- 0     |      |       |           |
| 3- 7                  | 0- 0     | 0- 1      | NON-CONFERENCE | 0- 3        | 0- 1          | 3- 2     |      |       |           |
| 2- 4                  | 0- 0     | 0- 1      | HOME           | 0- 1        | 0- 1          | 2- 1     |      |       |           |
| 1- 1                  | 0- 0     | 0- 0      | AWAY           | 0- 0        | 0- 0          | 1- 1     |      |       |           |
| 0- 2                  | 0- 0     | 0- 0      | NEUTRAL        | 0- 2        | 0- 0          | 0- 0     |      |       |           |
| 6- 8                  | 0- 0     | 0- 3      | CONFERENCE     | 0- 2        | 1- 1          | 5- 2     |      |       |           |
| 3- 4                  | 0- 0     | 0- 2      | HOME           | 0- 1        | 0- 1          | 3- 0     |      |       |           |
| 3- 4                  | 0- 0     | 0- 1      | AWAY           | 0- 1        | 1- 0          | 2- 2     |      |       |           |
| 0- 0                  | 0- 0     | 0- 0      | NEUTRAL        | 0- 0        | 0- 0          | 0- 0     |      |       |           |

| RPI S                     | Opponent        | Score | RPI S | Opponent     | Score | RPI S | Opponent        | Score | RPI S | Opponent              | Score | Team's RPI: 219 |
|---------------------------|-----------------|-------|-------|--------------|-------|-------|-----------------|-------|-------|-----------------------|-------|-----------------|
| 45                        | H Wyoming       | 51 55 | 48    | A New Mexico | 74 85 | 48    | H New Mexico    | 64 66 | 49    | H Southern California | 51 72 |                 |
| 57                        | A Boise St.     | 65 80 | 57    | H Boise St.  | 74 75 | 64    | H Utah          | 52 74 | 83    | N UC Davis            | 68 84 |                 |
|                           |                 |       |       |              |       | 99    | N Northern Ill. | 69 98 |       |                       |       |                 |
| 111                       | A Fresno St.    | 57 41 | 111   | H Fresno St. | 63 79 | 141   | H Texas Tech    | 67 86 | 165   | H Colorado            | 52 65 |                 |
|                           |                 |       |       |              |       | 169   | A Santa Clara   | 48 56 | 189   | A Utah St.            | 76 79 |                 |
|                           |                 |       |       |              |       | 199   | H UNLV          | 70 62 | 226   | H San Diego St.       | 74 69 |                 |
|                           |                 |       |       |              |       | 233   | H Hawaii        | 79 78 | 275   | A Long Beach St.      | 76 67 |                 |
|                           |                 |       |       |              |       | 276   | A Colorado St.  | 62 38 | 276   | H Colorado St.        | 68 57 |                 |
|                           |                 |       |       |              |       | 291   | A Air Force     | 74 79 | 309   | A San Jose St.        | 52 49 |                 |
|                           |                 |       |       |              |       | 344   | H Seattle U     | 67 54 |       |                       |       |                 |
| LAST 12 Division I GAMES: |                 |       |       |              |       |       |                 |       |       |                       |       |                 |
| 99                        | N Northern Ill. | 69 98 | 57    | A Boise St.  | 65 80 | 199   | H UNLV          | 70 62 | 276   | A Colorado St.        | 62 38 |                 |
| 111                       | A Fresno St.    | 57 41 | 291   | A Air Force  | 74 79 | 57    | H Boise St.     | 74 75 | 111   | H Fresno St.          | 63 79 |                 |
| 226                       | H San Diego St. | 74 69 |       |              |       |       |                 |       |       |                       |       |                 |
| 45                        | H Wyoming       | 51 55 |       |              |       |       |                 |       |       |                       |       |                 |
| 48                        | A New Mexico    | 74 85 |       |              |       |       |                 |       |       |                       |       |                 |
| 276                       | H Colorado St.  | 68 57 |       |              |       |       |                 |       |       |                       |       |                 |

Non-Div I Games: Stanislaus St. 75 52

Nevada

■ Loss, 
 ■ Non-Conf, S Site, 
 ■ Home 
 ■ Away 
 N Neutral

# New Hampshire

Through Games Of Feb. 26, 2019

|                   |          |           |                |            |             |               |      |      |       |           |
|-------------------|----------|-----------|----------------|------------|-------------|---------------|------|------|-------|-----------|
| Average RPI Win:  | 276      | WON-LOST  | WINNING        | LAST 10    | STRENGTH OF | OPP. STRENGTH | TEAM | ADJ. | CONF. | ADJ CONF. |
| Average RPI Loss: | 187      | RECORD    | PCT. RANK      | GAMES      | SCHEDULE    | OF SCHEDULE   | RPI  | RPI  | RPI   | RPI       |
| DIV. I ONLY       | 5- 21    | 317       | 0- 1           | 208        | 288         | 308           | 308  | 23   | 23    |           |
| DIV. I NON-CONF.  | 2- 10    | 311       | 0- 0           | 224        | 306         | 327           | 327  | 25   | 25    |           |
| TOTALS            | RPI 1-25 | RPI 26-50 | W-L RECORDS    | RPI 51-100 | RPI 101-150 | RPI 150+      |      |      |       |           |
| 5- 21             | 0- 0     | 0- 0      | OVERALL        | 0- 3       | 0- 5        | 5- 13         |      |      |       |           |
| 3- 8              | 0- 0     | 0- 0      | HOME           | 0- 2       | 0- 1        | 3- 5          |      |      |       |           |
| 2- 13             | 0- 0     | 0- 0      | AWAY           | 0- 1       | 0- 4        | 2- 8          |      |      |       |           |
| 0- 0              | 0- 0     | 0- 0      | NEUTRAL        | 0- 0       | 0- 0        | 0- 0          |      |      |       |           |
| 2- 10             | 0- 0     | 0- 0      | NON-CONFERENCE | 0- 1       | 0- 3        | 2- 6          |      |      |       |           |
| 2- 3              | 0- 0     | 0- 0      | HOME           | 0- 1       | 0- 0        | 2- 2          |      |      |       |           |
| 0- 7              | 0- 0     | 0- 0      | AWAY           | 0- 0       | 0- 3        | 0- 4          |      |      |       |           |
| 0- 0              | 0- 0     | 0- 0      | NEUTRAL        | 0- 0       | 0- 0        | 0- 0          |      |      |       |           |
| 3- 11             | 0- 0     | 0- 0      | CONFERENCE     | 0- 2       | 0- 2        | 3- 7          |      |      |       |           |
| 1- 5              | 0- 0     | 0- 0      | HOME           | 0- 1       | 0- 1        | 1- 3          |      |      |       |           |
| 2- 6              | 0- 0     | 0- 0      | AWAY           | 0- 1       | 0- 1        | 2- 4          |      |      |       |           |
| 0- 0              | 0- 0     | 0- 0      | NEUTRAL        | 0- 0       | 0- 0        | 0- 0          |      |      |       |           |

| RPI 1-25                  |   |          | RPI 26-50 |     |   | RPI 51-100   |       |     |   | RPI 101+  |       |              | Team's RPI: 308 |                   |           |    |    |
|---------------------------|---|----------|-----------|-----|---|--------------|-------|-----|---|-----------|-------|--------------|-----------------|-------------------|-----------|----|----|
| RPI                       | S | Opponent | Score     | RPI | S | Opponent     | Score | RPI | S | Opponent  | Score | RPI          | S               | Opponent          | Score     |    |    |
|                           |   |          |           |     |   |              |       | 58  | A | Maine     | 46    | 67           | 106             | A                 | Minnesota | 47 | 70 |
|                           |   |          |           |     |   |              |       | 58  | H | Maine     | 45    | 69           | 113             | A                 | Hartford  | 49 | 56 |
|                           |   |          |           |     |   |              |       | 66  | H | Princeton | 42    | 90           | 113             | H                 | Hartford  | 48 | 66 |
|                           |   |          |           |     |   |              |       |     |   |           |       | 114          | A               | Northeastern      | 54        | 69 |    |
|                           |   |          |           |     |   |              |       |     |   |           |       | 133          | A               | South Fla.        | 36        | 79 |    |
|                           |   |          |           |     |   |              |       |     |   |           |       | 152          | A               | Stony Brook       | 37        | 67 |    |
|                           |   |          |           |     |   |              |       |     |   |           |       | 152          | H               | Stony Brook       | 63        | 82 |    |
|                           |   |          |           |     |   |              |       |     |   |           |       | 155          | A               | Boston U.         | 39        | 60 |    |
|                           |   |          |           |     |   |              |       |     |   |           |       | 184          | H               | Holy Cross        | 74        | 62 |    |
|                           |   |          |           |     |   |              |       |     |   |           |       | 203          | H               | Dartmouth         | 42        | 62 |    |
|                           |   |          |           |     |   |              |       |     |   |           |       | 215          | H               | Sacred Heart      | 60        | 71 |    |
|                           |   |          |           |     |   |              |       |     |   |           |       | 248          | A               | Binghamton        | 54        | 53 |    |
|                           |   |          |           |     |   |              |       |     |   |           |       | 248          | H               | Binghamton        | 62        | 71 |    |
|                           |   |          |           |     |   |              |       |     |   |           |       | 250          | A               | Albany (NY)       | 41        | 59 |    |
|                           |   |          |           |     |   |              |       |     |   |           |       | 272          | A               | Brown             | 70        | 76 |    |
|                           |   |          |           |     |   |              |       |     |   |           |       | 280          | A               | Vermont           | 60        | 69 |    |
|                           |   |          |           |     |   |              |       |     |   |           |       | 280          | H               | Vermont           | 50        | 51 |    |
|                           |   |          |           |     |   |              |       |     |   |           |       | 299          | H               | Bryant            | 79        | 74 |    |
|                           |   |          |           |     |   |              |       |     |   |           |       | 312          | A               | UMBC              | 62        | 64 |    |
|                           |   |          |           |     |   |              |       |     |   |           |       | 318          | A               | North Dakota St.  | 51        | 56 |    |
|                           |   |          |           |     |   |              |       |     |   |           |       | 320          | A               | Central Conn. St. | 47        | 56 |    |
|                           |   |          |           |     |   |              |       |     |   |           |       | 324          | A               | UMass Lowell      | 56        | 53 |    |
|                           |   |          |           |     |   |              |       |     |   |           |       | 324          | H               | UMass Lowell      | 54        | 46 |    |
| LAST 12 Division I GAMES: |   |          |           |     |   |              |       |     |   |           |       |              |                 |                   |           |    |    |
|                           |   |          |           | 113 | A | Hartford     | 49    | 56  |   | 250       | A     | Albany (NY)  | 41              | 59                |           |    |    |
|                           |   |          |           | 152 | A | Stony Brook  | 37    | 67  |   | 312       | A     | UMBC         | 62              | 64                |           |    |    |
|                           |   |          |           | 280 | H | Vermont      | 50    | 51  |   | 113       | H     | Hartford     | 48              | 66                |           |    |    |
|                           |   |          |           | 248 | A | Binghamton   | 54    | 53  |   | 280       | A     | Vermont      | 60              | 69                |           |    |    |
|                           |   |          |           | 324 | H | UMass Lowell | 54    | 46  |   | 152       | H     | Stony Brook  | 63              | 82                |           |    |    |
|                           |   |          |           | 58  | H | Maine        | 45    | 69  |   | 324       | A     | UMass Lowell | 56              | 53                |           |    |    |

Non-Div I Games: U New England 68 44

New Hampshire

Loss, Non-Conf, S Site, H Home A Away N Neutral

|                   |          |           |                |            |             |               |      |      |       |           |
|-------------------|----------|-----------|----------------|------------|-------------|---------------|------|------|-------|-----------|
| Average RPI Win:  | 186      | WON-LOST  | WINNING        | LAST 10    | STRENGTH OF | OPP. STRENGTH | TEAM | ADJ. | CONF. | ADJ CONF. |
| Average RPI Loss: | 146      | RECORD    | PCT. RANK      | GAMES      | SCHEDULE    | OF SCHEDULE   | RPI  | RPI  | RPI   | RPI       |
| DIV. I ONLY       | 21- 4    | 15        | 1- 0           | 163        | 152         | 48            | 48   | 15   | 15    |           |
| DIV. I NON-CONF.  | 10- 1    | 17        | 1- 0           | 57         | 199         | 23            | 23   | 13   | 13    |           |
| TOTALS            | RPI 1-25 | RPI 26-50 | W-L RECORDS    | RPI 51-100 | RPI 101-150 | RPI 150+      |      |      |       |           |
| 21- 4             | 0- 0     | 1- 1      | OVERALL        | 2- 0       | 5- 1        | 13- 2         |      |      |       |           |
| 14- 1             | 0- 0     | 0- 1      | HOME           | 1- 0       | 4- 0        | 9- 0          |      |      |       |           |
| 7- 3              | 0- 0     | 1- 0      | AWAY           | 1- 0       | 1- 1        | 4- 2          |      |      |       |           |
| 0- 0              | 0- 0     | 0- 0      | NEUTRAL        | 0- 0       | 0- 0        | 0- 0          |      |      |       |           |
| 10- 1             | 0- 0     | 0- 1      | NON-CONFERENCE | 2- 0       | 4- 0        | 4- 0          |      |      |       |           |
| 7- 1              | 0- 0     | 0- 1      | HOME           | 1- 0       | 3- 0        | 3- 0          |      |      |       |           |
| 3- 0              | 0- 0     | 0- 0      | AWAY           | 1- 0       | 1- 0        | 1- 0          |      |      |       |           |
| 0- 0              | 0- 0     | 0- 0      | NEUTRAL        | 0- 0       | 0- 0        | 0- 0          |      |      |       |           |
| 11- 3             | 0- 0     | 1- 0      | CONFERENCE     | 0- 0       | 1- 1        | 9- 2          |      |      |       |           |
| 7- 0              | 0- 0     | 0- 0      | HOME           | 0- 0       | 1- 0        | 6- 0          |      |      |       |           |
| 4- 3              | 0- 0     | 1- 0      | AWAY           | 0- 0       | 0- 1        | 3- 2          |      |      |       |           |
| 0- 0              | 0- 0     | 0- 0      | NEUTRAL        | 0- 0       | 0- 0        | 0- 0          |      |      |       |           |

| RPI S                     | Opponent       | Score | RPI S | Opponent        | Score | RPI S | Opponent  | Score | RPI S | Opponent         | Score |
|---------------------------|----------------|-------|-------|-----------------|-------|-------|-----------|-------|-------|------------------|-------|
| 45                        | A Wyoming      | 78 75 | 47    | H Auburn        | 76 79 | 79    | H SFA     | 74 33 | 111   | A Fresno St.     | 70 77 |
|                           |                |       |       |                 |       | 91    | A Houston | 89 84 | 111   | H Fresno St.     | 82 73 |
|                           |                |       |       |                 |       |       |           |       | 113   | H Hartford       | 72 65 |
|                           |                |       |       |                 |       |       |           |       | 129   | H Oklahoma       | 84 80 |
|                           |                |       |       |                 |       |       |           |       | 145   | A New Mexico St. | 75 50 |
|                           |                |       |       |                 |       |       |           |       | 145   | H New Mexico St. | 83 58 |
|                           |                |       |       |                 |       |       |           |       | 168   | H Texas St.      | 82 51 |
|                           |                |       |       |                 |       |       |           |       | 189   | A Utah St.       | 68 64 |
|                           |                |       |       |                 |       |       |           |       | 189   | H Utah St.       | 74 56 |
|                           |                |       |       |                 |       |       |           |       | 199   | A UNLV           | 57 66 |
|                           |                |       |       |                 |       |       |           |       | 199   | H UNLV           | 80 77 |
|                           |                |       |       |                 |       |       |           |       | 219   | A Nevada         | 66 64 |
|                           |                |       |       |                 |       |       |           |       | 219   | H Nevada         | 85 74 |
|                           |                |       |       |                 |       |       |           |       | 226   | A San Diego St.  | 59 61 |
|                           |                |       |       |                 |       |       |           |       | 226   | H San Diego St.  | 70 62 |
|                           |                |       |       |                 |       |       |           |       | 231   | H Sacramento St. | 85 53 |
|                           |                |       |       |                 |       |       |           |       | 249   | A Northern Ariz. | 84 55 |
|                           |                |       |       |                 |       |       |           |       | 276   | H Colorado St.   | 70 58 |
|                           |                |       |       |                 |       |       |           |       | 278   | H UTEP           | 69 51 |
|                           |                |       |       |                 |       |       |           |       | 291   | H Air Force      | 78 57 |
|                           |                |       |       |                 |       |       |           |       | 309   | A San Jose St.   | 79 60 |
| LAST 12 Division I GAMES: |                |       |       |                 |       |       |           |       |       |                  |       |
| 79                        | H SFA          | 74 33 | 219   | H Nevada        | 85 74 |       |           |       |       |                  |       |
| 113                       | H Hartford     | 72 65 | 226   | A San Diego St. | 59 61 |       |           |       |       |                  |       |
| 47                        | H Auburn       | 76 79 | 111   | H Fresno St.    | 82 73 |       |           |       |       |                  |       |
| 189                       | H Utah St.     | 74 56 | 189   | A Utah St.      | 68 64 |       |           |       |       |                  |       |
| 111                       | A Fresno St.   | 70 77 | 199   | H UNLV          | 80 77 |       |           |       |       |                  |       |
| 309                       | A San Jose St. | 79 60 | 45    | A Wyoming       | 78 75 |       |           |       |       |                  |       |

Non-Div I Games:

New Mexico

■ Loss, 
 ■ Non-Conf, S Site, 
 ■ Home 
 ■ Away 
 N Neutral

|                   |          |           |                |            |             |               |      |      |       |           |
|-------------------|----------|-----------|----------------|------------|-------------|---------------|------|------|-------|-----------|
| Average RPI Win:  | 277      | WON-LOST  | WINNING        | LAST 10    | STRENGTH OF | OPP. STRENGTH | TEAM | ADJ. | CONF. | ADJ CONF. |
| Average RPI Loss: | 140      | RECORD    | PCT. RANK      | GAMES      | SCHEDULE    | OF SCHEDULE   | RPI  | RPI  | RPI   | RPI       |
| DIV. I ONLY       | 18- 6    | 44        | 1- 0           | 309        | 331         | 145           | 145  | 30   | 30    |           |
| DIV. I NON-CONF.  | 6- 5     | 143       | 1- 0           | 169        | 310         | 150           | 150  | 30   | 30    |           |
| TOTALS            | RPI 1-25 | RPI 26-50 | W-L RECORDS    | RPI 51-100 | RPI 101-150 | RPI 150+      |      |      |       |           |
| 18- 6             | 0- 0     | 0- 2      | OVERALL        | 0- 0       | 0- 2        | 18- 2         |      |      |       |           |
| 7- 2              | 0- 0     | 0- 1      | HOME           | 0- 0       | 0- 0        | 7- 1          |      |      |       |           |
| 10- 3             | 0- 0     | 0- 1      | AWAY           | 0- 0       | 0- 1        | 10- 1         |      |      |       |           |
| 1- 1              | 0- 0     | 0- 0      | NEUTRAL        | 0- 0       | 0- 1        | 1- 0          |      |      |       |           |
| 6- 5              | 0- 0     | 0- 2      | NON-CONFERENCE | 0- 0       | 0- 2        | 6- 1          |      |      |       |           |
| 1- 2              | 0- 0     | 0- 1      | HOME           | 0- 0       | 0- 0        | 1- 1          |      |      |       |           |
| 4- 2              | 0- 0     | 0- 1      | AWAY           | 0- 0       | 0- 1        | 4- 0          |      |      |       |           |
| 1- 1              | 0- 0     | 0- 0      | NEUTRAL        | 0- 0       | 0- 1        | 1- 0          |      |      |       |           |
| 12- 1             | 0- 0     | 0- 0      | CONFERENCE     | 0- 0       | 0- 0        | 12- 1         |      |      |       |           |
| 6- 0              | 0- 0     | 0- 0      | HOME           | 0- 0       | 0- 0        | 6- 0          |      |      |       |           |
| 6- 1              | 0- 0     | 0- 0      | AWAY           | 0- 0       | 0- 0        | 6- 1          |      |      |       |           |
| 0- 0              | 0- 0     | 0- 0      | NEUTRAL        | 0- 0       | 0- 0        | 0- 0          |      |      |       |           |

| RPI 1-25                  |   |          |       | RPI 26-50 |   |                 |       | RPI 51-100 |   |          |       | RPI 101+ Team's RPI: 145 |   |                    |       |
|---------------------------|---|----------|-------|-----------|---|-----------------|-------|------------|---|----------|-------|--------------------------|---|--------------------|-------|
| RPI                       | S | Opponent | Score | RPI       | S | Opponent        | Score | RPI        | S | Opponent | Score | RPI                      | S | Opponent           | Score |
|                           |   |          |       | 48        | A | New Mexico      | 58 83 |            |   |          |       | 101                      | N | South Alabama      | 67 68 |
|                           |   |          |       | 48        | H | New Mexico      | 50 75 |            |   |          |       | 143                      | A | UC Riverside       | 64 65 |
|                           |   |          |       |           |   |                 |       |            |   |          |       | 159                      | H | Denver             | 66 64 |
|                           |   |          |       |           |   |                 |       |            |   |          |       | 164                      | H | Abilene Christian  | 46 58 |
|                           |   |          |       |           |   |                 |       |            |   |          |       | 225                      | A | UTRGV              | 70 67 |
|                           |   |          |       |           |   |                 |       |            |   |          |       | 225                      | H | UTRGV              | 71 63 |
|                           |   |          |       |           |   |                 |       |            |   |          |       | 237                      | A | UMKC               | 90 86 |
|                           |   |          |       |           |   |                 |       |            |   |          |       | 246                      | A | A&M-Corpus Christi | 67 65 |
|                           |   |          |       |           |   |                 |       |            |   |          |       | 251                      | H | California Baptist | 76 69 |
|                           |   |          |       |           |   |                 |       |            |   |          |       | 265                      | A | CSU Bakersfield    | 61 59 |
|                           |   |          |       |           |   |                 |       |            |   |          |       | 265                      | H | CSU Bakersfield    | 61 48 |
|                           |   |          |       |           |   |                 |       |            |   |          |       | 269                      | A | Western Mich.      | 66 54 |
|                           |   |          |       |           |   |                 |       |            |   |          |       | 274                      | A | Utah Valley        | 72 63 |
|                           |   |          |       |           |   |                 |       |            |   |          |       | 274                      | H | Utah Valley        | 58 52 |
|                           |   |          |       |           |   |                 |       |            |   |          |       | 278                      | A | UTEP               | 69 65 |
|                           |   |          |       |           |   |                 |       |            |   |          |       | 300                      | A | UC Santa Barbara   | 81 73 |
|                           |   |          |       |           |   |                 |       |            |   |          |       | 336                      | A | Grand Canyon       | 51 54 |
|                           |   |          |       |           |   |                 |       |            |   |          |       | 336                      | H | Grand Canyon       | 81 52 |
|                           |   |          |       |           |   |                 |       |            |   |          |       | 344                      | A | Seattle U          | 83 72 |
|                           |   |          |       |           |   |                 |       |            |   |          |       | 344                      | H | Seattle U          | 75 55 |
|                           |   |          |       |           |   |                 |       |            |   |          |       | 350                      | A | Chicago St.        | 87 66 |
|                           |   |          |       |           |   |                 |       |            |   |          |       | 351                      | N | Alcorn             | 82 64 |
| LAST 12 Division I GAMES: |   |          |       |           |   |                 |       |            |   |          |       |                          |   |                    |       |
|                           |   |          |       | 351       | N | Alcorn          | 82 64 |            |   |          |       | 350                      | A | Chicago St.        | 87 66 |
|                           |   |          |       | 225       | A | UTRGV           | 70 67 |            |   |          |       | 237                      | A | UMKC               | 90 86 |
|                           |   |          |       | 344       | A | Seattle U       | 83 72 |            |   |          |       | 225                      | H | UTRGV              | 71 63 |
|                           |   |          |       | 274       | A | Utah Valley     | 72 63 |            |   |          |       | 274                      | H | Utah Valley        | 58 52 |
|                           |   |          |       | 336       | H | Grand Canyon    | 81 52 |            |   |          |       | 344                      | H | Seattle U          | 75 55 |
|                           |   |          |       | 265       | H | CSU Bakersfield | 61 48 |            |   |          |       | 265                      | A | CSU Bakersfield    | 61 59 |

Non-Div I Games: Tex. Permian Basin 70 38 Northern N.M. 101 51

New Mexico St.

Loss, Non-Conf, S Site, H Home A Away N Neutral

| Average RPI Win:  | 294      | WON-LOST  | WINNING        | LAST 10    | STRENGTH OF | OPP. STRENGTH | TEAM | ADJ. | CONF. | ADJ CONF. |
|-------------------|----------|-----------|----------------|------------|-------------|---------------|------|------|-------|-----------|
| Average RPI Loss: | 179      | RECORD    | PCT. RANK      | GAMES      | SCHEDULE    | OF SCHEDULE   | RPI  | RPI  | RPI   | RPI       |
| DIV. I ONLY       | 8- 13    | 245       | 0- 0           | 330        | 244         | 290           | 290  | 25   | 25    |           |
| DIV. I NON-CONF.  | 1- 5     | 311       | 0- 0           | 175        | 57          | 251           | 251  | 23   | 23    |           |
| TOTALS            | RPI 1-25 | RPI 26-50 | W-L RECORDS    | RPI 51-100 | RPI 101-150 | RPI 150+      |      |      |       |           |
| 8- 13             | 0- 1     | 0- 1      | OVERALL        | 0- 2       | 0- 1        | 8- 8          |      |      |       |           |
| 4- 5              | 0- 0     | 0- 0      | HOME           | 0- 1       | 0- 0        | 4- 4          |      |      |       |           |
| 4- 8              | 0- 1     | 0- 1      | AWAY           | 0- 1       | 0- 1        | 4- 4          |      |      |       |           |
| 0- 0              | 0- 0     | 0- 0      | NEUTRAL        | 0- 0       | 0- 0        | 0- 0          |      |      |       |           |
| 1- 5              | 0- 1     | 0- 1      | NON-CONFERENCE | 0- 0       | 0- 1        | 1- 2          |      |      |       |           |
| 0- 1              | 0- 0     | 0- 0      | HOME           | 0- 0       | 0- 0        | 0- 1          |      |      |       |           |
| 1- 4              | 0- 1     | 0- 1      | AWAY           | 0- 0       | 0- 1        | 1- 1          |      |      |       |           |
| 0- 0              | 0- 0     | 0- 0      | NEUTRAL        | 0- 0       | 0- 0        | 0- 0          |      |      |       |           |
| 7- 8              | 0- 0     | 0- 0      | CONFERENCE     | 0- 2       | 0- 0        | 7- 6          |      |      |       |           |
| 4- 4              | 0- 0     | 0- 0      | HOME           | 0- 1       | 0- 0        | 4- 3          |      |      |       |           |
| 3- 4              | 0- 0     | 0- 0      | AWAY           | 0- 1       | 0- 0        | 3- 3          |      |      |       |           |
| 0- 0              | 0- 0     | 0- 0      | NEUTRAL        | 0- 0       | 0- 0        | 0- 0          |      |      |       |           |

| RPI S                     | Opponent             | Score | RPI S | Opponent             | Score | RPI S | Opponent           | Score | RPI S | Opponent             | Score | Team's RPI: 290 |
|---------------------------|----------------------|-------|-------|----------------------|-------|-------|--------------------|-------|-------|----------------------|-------|-----------------|
| 18                        | A Miami (FL)         | 38 78 | 35    | A Rice               | 56 67 | 59    | H Lamar University | 57 79 | 124   | A Pittsburgh         | 38 90 |                 |
|                           |                      |       |       |                      |       | 79    | A SFA              | 38 97 | 164   | H Abilene Christian  | 52 59 |                 |
|                           |                      |       |       |                      |       |       |                    |       | 173   | H Nicholls St.       | 62 76 |                 |
|                           |                      |       |       |                      |       |       |                    |       | 185   | A Xavier             | 45 61 |                 |
|                           |                      |       |       |                      |       |       |                    |       | 210   | A Memphis            | 66 59 |                 |
|                           |                      |       |       |                      |       |       |                    |       | 246   | A A&M-Corpus Christi | 51 57 |                 |
|                           |                      |       |       |                      |       |       |                    |       | 246   | H A&M-Corpus Christi | 56 54 |                 |
|                           |                      |       |       |                      |       |       |                    |       | 279   | H Central Ark.       | 60 62 |                 |
|                           |                      |       |       |                      |       |       |                    |       | 302   | A Incarnate Word     | 69 81 |                 |
|                           |                      |       |       |                      |       |       |                    |       | 302   | H Incarnate Word     | 58 55 |                 |
|                           |                      |       |       |                      |       |       |                    |       | 306   | A Southeastern La.   | 61 58 |                 |
|                           |                      |       |       |                      |       |       |                    |       | 316   | H La.-Monroe         | 44 57 |                 |
|                           |                      |       |       |                      |       |       |                    |       | 322   | A Northwestern St.   | 67 62 |                 |
|                           |                      |       |       |                      |       |       |                    |       | 322   | H Northwestern St.   | 84 73 |                 |
|                           |                      |       |       |                      |       |       |                    |       | 323   | A McNeese            | 64 60 |                 |
|                           |                      |       |       |                      |       |       |                    |       | 323   | H McNeese            | 88 76 |                 |
|                           |                      |       |       |                      |       |       |                    |       | 341   | A Houston Baptist    | 74 83 |                 |
| LAST 12 Division I GAMES: |                      |       |       |                      |       |       |                    |       |       |                      |       |                 |
| 323                       | A McNeese            | 64 60 | 322   | A Northwestern St.   | 67 62 |       |                    |       |       |                      |       |                 |
| 306                       | A Southeastern La.   | 61 58 | 302   | A Incarnate Word     | 69 81 |       |                    |       |       |                      |       |                 |
| 246                       | H A&M-Corpus Christi | 56 54 | 279   | H Central Ark.       | 60 62 |       |                    |       |       |                      |       |                 |
| 173                       | H Nicholls St.       | 62 76 | 246   | A A&M-Corpus Christi | 51 57 |       |                    |       |       |                      |       |                 |
| 322                       | H Northwestern St.   | 84 73 | 79    | A SFA                | 38 97 |       |                    |       |       |                      |       |                 |
| 302                       | H Incarnate Word     | 58 55 | 323   | H McNeese            | 88 76 |       |                    |       |       |                      |       |                 |

Non-Div I Games: Dillard 68 59 Centenary (LA) 104 42 Trinity Baptist 93 38

New Orleans

Loss, Non-Conf, S Site, H Home A Away N Neutral



## Niagara

Through Games Of Feb. 26, 2019

|                   |          |           |                |            |             |               |      |      |       |           |
|-------------------|----------|-----------|----------------|------------|-------------|---------------|------|------|-------|-----------|
| Average RPI Win:  | 301      | WON-LOST  | WINNING        | LAST 10    | STRENGTH OF | OPP. STRENGTH | TEAM | ADJ. | CONF. | ADJ CONF. |
| Average RPI Loss: | 149      | RECORD    | PCT. RANK      | GAMES      | SCHEDULE    | OF SCHEDULE   | RPI  | RPI  | RPI   | RPI       |
| DIV. I ONLY       | 12- 16   | 217       | 1- 0           | 268        | 245         | 261           | 261  | 26   | 26    |           |
| DIV. I NON-CONF.  | 4- 8     | 241       | 1- 0           | 182        | 139         | 254           | 254  | 27   | 27    |           |
| TOTALS            | RPI 1-25 | RPI 26-50 | W-L RECORDS    | RPI 51-100 | RPI 101-150 | RPI 150+      |      |      |       |           |
| 12- 16            | 0- 2     | 0- 1      | OVERALL        | 0- 3       | 0- 2        | 12- 8         |      |      |       |           |
| 8- 6              | 0- 0     | 0- 0      | HOME           | 0- 1       | 0- 1        | 8- 4          |      |      |       |           |
| 3- 9              | 0- 2     | 0- 1      | AWAY           | 0- 2       | 0- 0        | 3- 4          |      |      |       |           |
| 1- 1              | 0- 0     | 0- 0      | NEUTRAL        | 0- 0       | 0- 1        | 1- 0          |      |      |       |           |
| 4- 8              | 0- 2     | 0- 1      | NON-CONFERENCE | 0- 1       | 0- 1        | 4- 3          |      |      |       |           |
| 3- 2              | 0- 0     | 0- 0      | HOME           | 0- 0       | 0- 0        | 3- 2          |      |      |       |           |
| 0- 5              | 0- 2     | 0- 1      | AWAY           | 0- 1       | 0- 0        | 0- 1          |      |      |       |           |
| 1- 1              | 0- 0     | 0- 0      | NEUTRAL        | 0- 0       | 0- 1        | 1- 0          |      |      |       |           |
| 8- 8              | 0- 0     | 0- 0      | CONFERENCE     | 0- 2       | 0- 1        | 8- 5          |      |      |       |           |
| 5- 4              | 0- 0     | 0- 0      | HOME           | 0- 1       | 0- 1        | 5- 2          |      |      |       |           |
| 3- 4              | 0- 0     | 0- 0      | AWAY           | 0- 1       | 0- 0        | 3- 3          |      |      |       |           |
| 0- 0              | 0- 0     | 0- 0      | NEUTRAL        | 0- 0       | 0- 0        | 0- 0          |      |      |       |           |

| RPI 1-25                  |   |            |       | RPI 26-50 |   |           |       | RPI 51-100 |   |               |       | RPI 101+ Team's RPI: 261 |   |                 |       |
|---------------------------|---|------------|-------|-----------|---|-----------|-------|------------|---|---------------|-------|--------------------------|---|-----------------|-------|
| RPI                       | S | Opponent   | Score | RPI       | S | Opponent  | Score | RPI        | S | Opponent      | Score | RPI                      | S | Opponent        | Score |
| 11                        | A | Iowa St.   | 35 95 | 43        | A | Buffalo   | 61 88 | 51         | A | Quinnipiac    | 42 62 | 116                      | N | Yale            | 64 67 |
| 12                        | A | Syracuse   | 45 94 |           |   |           |       | 51         | H | Quinnipiac    | 55 96 | 136                      | H | Marist          | 58 87 |
|                           |   |            |       |           |   |           |       | 71         | A | West Virginia | 32 84 | 179                      | H | Rider           | 64 79 |
|                           |   |            |       |           |   |           |       |            |   |               |       | 224                      | H | Howard          | 61 68 |
|                           |   |            |       |           |   |           |       |            |   |               |       | 230                      | A | Saint Joseph's  | 54 68 |
|                           |   |            |       |           |   |           |       |            |   |               |       | 232                      | A | Monmouth        | 54 76 |
|                           |   |            |       |           |   |           |       |            |   |               |       | 232                      | H | Monmouth        | 81 88 |
|                           |   |            |       |           |   |           |       |            |   |               |       | 241                      | H | St. Bonaventure | 48 76 |
|                           |   |            |       |           |   |           |       |            |   |               |       | 248                      | H | Binghamton      | 79 72 |
|                           |   |            |       |           |   |           |       |            |   |               |       | 255                      | H | Colgate         | 74 69 |
|                           |   |            |       |           |   |           |       |            |   |               |       | 270                      | A | Siena           | 61 67 |
|                           |   |            |       |           |   |           |       |            |   |               |       | 281                      | H | Canisius        | 74 52 |
|                           |   |            |       |           |   |           |       |            |   |               |       | 282                      | A | Manhattan       | 58 54 |
|                           |   |            |       |           |   |           |       |            |   |               |       | 282                      | H | Manhattan       | 61 51 |
|                           |   |            |       |           |   |           |       |            |   |               |       | 292                      | A | Fairfield       | 54 55 |
|                           |   |            |       |           |   |           |       |            |   |               |       | 292                      | H | Fairfield       | 71 68 |
|                           |   |            |       |           |   |           |       |            |   |               |       | 307                      | N | Morgan St.      | 67 57 |
|                           |   |            |       |           |   |           |       |            |   |               |       | 328                      | H | Coppin St.      | 71 69 |
|                           |   |            |       |           |   |           |       |            |   |               |       | 331                      | A | Iona            | 58 46 |
|                           |   |            |       |           |   |           |       |            |   |               |       | 331                      | H | Iona            | 72 53 |
|                           |   |            |       |           |   |           |       |            |   |               |       | 340                      | A | Saint Peter's   | 75 66 |
|                           |   |            |       |           |   |           |       |            |   |               |       | 340                      | H | Saint Peter's   | 81 57 |
| LAST 12 Division I GAMES: |   |            |       |           |   |           |       |            |   |               |       |                          |   |                 |       |
| 307                       | N | Morgan St. | 67 57 | 292       | A | Fairfield | 54 55 | 51         | A | Quinnipiac    | 42 62 |                          |   |                 |       |
| 116                       | N | Yale       | 64 67 |           |   |           |       | 331        | H | Iona          | 72 53 |                          |   |                 |       |
| 179                       | H | Rider      | 64 79 |           |   |           |       | 340        | H | Saint Peter's | 81 57 |                          |   |                 |       |
| 232                       | H | Monmouth   | 81 88 |           |   |           |       | 232        | A | Monmouth      | 54 76 |                          |   |                 |       |
| 270                       | A | Siena      | 61 67 |           |   |           |       | 282        | A | Manhattan     | 58 54 |                          |   |                 |       |
| 281                       | H | Canisius   | 74 52 |           |   |           |       |            |   |               |       |                          |   |                 |       |

Non-Div I Games:

Niagara

■ Loss, 
 ■ Non-Conf, 
 ■ S Site, 
 ■ Home 
 ■ A Away 
 N Neutral

| Average RPI Win:  | 290      | WON-LOST  | WINNING        | LAST 10    | STRENGTH OF | OPP. STRENGTH | TEAM | ADJ. | CONF. | ADJ CONF. |
|-------------------|----------|-----------|----------------|------------|-------------|---------------|------|------|-------|-----------|
| Average RPI Loss: | 122      | RECORD    | PCT. RANK      | GAMES      | SCHEDULE    | OF SCHEDULE   | RPI  | RPI  | RPI   | RPI       |
| DIV. I ONLY       | 14- 10   | 126       | 0- 1           | 294        | 255         | 173           | 173  | 25   | 25    |           |
| DIV. I NON-CONF.  | 4- 6     | 212       | 0- 1           | 190        | 142         | 169           | 169  | 23   | 23    |           |
| TOTALS            | RPI 1-25 | RPI 26-50 | W-L RECORDS    | RPI 51-100 | RPI 101-150 | RPI 150+      |      |      |       |           |
| 14- 10            | 0- 1     | 0- 1      | OVERALL        | 0- 3       | 0- 1        | 14- 4         |      |      |       |           |
| 7- 1              | 0- 0     | 0- 0      | HOME           | 0- 0       | 0- 0        | 7- 1          |      |      |       |           |
| 6- 8              | 0- 1     | 0- 1      | AWAY           | 0- 3       | 0- 0        | 6- 3          |      |      |       |           |
| 1- 1              | 0- 0     | 0- 0      | NEUTRAL        | 0- 0       | 0- 1        | 1- 0          |      |      |       |           |
| 4- 6              | 0- 1     | 0- 1      | NON-CONFERENCE | 0- 1       | 0- 1        | 4- 2          |      |      |       |           |
| 1- 0              | 0- 0     | 0- 0      | HOME           | 0- 0       | 0- 0        | 1- 0          |      |      |       |           |
| 2- 5              | 0- 1     | 0- 1      | AWAY           | 0- 1       | 0- 0        | 2- 2          |      |      |       |           |
| 1- 1              | 0- 0     | 0- 0      | NEUTRAL        | 0- 0       | 0- 1        | 1- 0          |      |      |       |           |
| 10- 4             | 0- 0     | 0- 0      | CONFERENCE     | 0- 2       | 0- 0        | 10- 2         |      |      |       |           |
| 6- 1              | 0- 0     | 0- 0      | HOME           | 0- 0       | 0- 0        | 6- 1          |      |      |       |           |
| 4- 3              | 0- 0     | 0- 0      | AWAY           | 0- 2       | 0- 0        | 4- 1          |      |      |       |           |
| 0- 0              | 0- 0     | 0- 0      | NEUTRAL        | 0- 0       | 0- 0        | 0- 0          |      |      |       |           |

| RPI S                     | Opponent | Score             | RPI S | Opponent | Score | RPI S | Opponent           | Score | RPI S | Opponent             | Score | Team's RPI: 173 |
|---------------------------|----------|-------------------|-------|----------|-------|-------|--------------------|-------|-------|----------------------|-------|-----------------|
| 2                         | A Baylor | 39 100            | 47    | A Auburn | 59 80 | 59    | A Lamar University | 65 78 | 149   | N Delaware           | 56 71 |                 |
|                           |          |                   |       |          |       | 67    | A LSU              | 44 76 | 164   | A Abilene Christian  | 66 76 |                 |
|                           |          |                   |       |          |       | 79    | A SFA              | 62 70 | 166   | A Tulane             | 46 71 |                 |
|                           |          |                   |       |          |       |       |                    |       | 168   | A Texas St.          | 67 72 |                 |
|                           |          |                   |       |          |       |       |                    |       | 183   | H Sam Houston St.    | 84 81 |                 |
|                           |          |                   |       |          |       |       |                    |       | 242   | N Texas Southern     | 58 57 |                 |
|                           |          |                   |       |          |       |       |                    |       | 246   | H A&M-Corpus Christi | 85 55 |                 |
|                           |          |                   |       |          |       |       |                    |       | 278   | A UTEP               | 58 56 |                 |
|                           |          |                   |       |          |       |       |                    |       | 279   | A Central Ark.       | 64 60 |                 |
|                           |          |                   |       |          |       |       |                    |       | 279   | H Central Ark.       | 68 52 |                 |
|                           |          |                   |       |          |       |       |                    |       | 290   | A New Orleans        | 76 62 |                 |
|                           |          |                   |       |          |       |       |                    |       | 302   | H Incarnate Word     | 86 62 |                 |
|                           |          |                   |       |          |       |       |                    |       | 306   | A Southeastern La.   | 73 66 |                 |
|                           |          |                   |       |          |       |       |                    |       | 316   | A La.-Monroe         | 55 54 |                 |
|                           |          |                   |       |          |       |       |                    |       | 322   | H Northwestern St.   | 97 86 |                 |
|                           |          |                   |       |          |       |       |                    |       | 323   | H McNeese            | 68 69 |                 |
|                           |          |                   |       |          |       |       |                    |       | 329   | H Mississippi Val.   | 72 47 |                 |
|                           |          |                   |       |          |       |       |                    |       | 341   | A Houston Baptist    | 58 55 |                 |
|                           |          |                   |       |          |       |       |                    |       | 341   | H Houston Baptist    | 77 54 |                 |
| LAST 12 Division I GAMES: |          |                   |       |          |       |       |                    |       |       |                      |       |                 |
| 149                       | N        | Delaware          | 56    | 71       | 290   | A     | New Orleans        | 76    | 62    |                      |       |                 |
| 168                       | A        | Texas St.         | 67    | 72       | 306   | A     | Southeastern La.   | 73    | 66    |                      |       |                 |
| 279                       | H        | Central Ark.      | 68    | 52       | 59    | A     | Lamar University   | 65    | 78    |                      |       |                 |
| 183                       | H        | Sam Houston St.   | 84    | 81       | 246   | H     | A&M-Corpus Christi | 85    | 55    |                      |       |                 |
| 341                       | A        | Houston Baptist   | 58    | 55       | 279   | A     | Central Ark.       | 64    | 60    |                      |       |                 |
| 164                       | A        | Abilene Christian | 66    | 76       | 323   | H     | McNeese            | 68    | 69    |                      |       |                 |

Non-Div I Games: Southern-N.O. 86 49 William Carey 86 45

Nicholls St.

Loss, Non-Conf, S Site, H Home A Away N Neutral

|                   |          |           |                |            |             |               |      |      |       |           |
|-------------------|----------|-----------|----------------|------------|-------------|---------------|------|------|-------|-----------|
| Average RPI Win:  | 305      | WON-LOST  | WINNING        | LAST 10    | STRENGTH OF | OPP. STRENGTH | TEAM | ADJ. | CONF. | ADJ CONF. |
| Average RPI Loss: | 182      | RECORD    | PCT. RANK      | GAMES      | SCHEDULE    | OF SCHEDULE   | RPI  | RPI  | RPI   | RPI       |
| DIV. I ONLY       | 12- 12   | 170       | 1- 0           | 341        | 315         | 264           | 264  | 32   | 32    |           |
| DIV. I NON-CONF.  | 3- 8     | 267       | 1- 0           | 292        | 138         | 306           | 306  | 32   | 32    |           |
| TOTALS            | RPI 1-25 | RPI 26-50 | W-L RECORDS    | RPI 51-100 | RPI 101-150 | RPI 150+      |      |      |       |           |
| 12- 12            | 0- 0     | 0- 0      | OVERALL        | 0- 1       | 0- 3        | 12- 8         |      |      |       |           |
| 6- 4              | 0- 0     | 0- 0      | HOME           | 0- 0       | 0- 0        | 6- 4          |      |      |       |           |
| 5- 8              | 0- 0     | 0- 0      | AWAY           | 0- 1       | 0- 3        | 5- 4          |      |      |       |           |
| 1- 0              | 0- 0     | 0- 0      | NEUTRAL        | 0- 0       | 0- 0        | 1- 0          |      |      |       |           |
| 3- 8              | 0- 0     | 0- 0      | NON-CONFERENCE | 0- 1       | 0- 3        | 3- 4          |      |      |       |           |
| 2- 2              | 0- 0     | 0- 0      | HOME           | 0- 0       | 0- 0        | 2- 2          |      |      |       |           |
| 0- 6              | 0- 0     | 0- 0      | AWAY           | 0- 1       | 0- 3        | 0- 2          |      |      |       |           |
| 1- 0              | 0- 0     | 0- 0      | NEUTRAL        | 0- 0       | 0- 0        | 1- 0          |      |      |       |           |
| 9- 4              | 0- 0     | 0- 0      | CONFERENCE     | 0- 0       | 0- 0        | 9- 4          |      |      |       |           |
| 4- 2              | 0- 0     | 0- 0      | HOME           | 0- 0       | 0- 0        | 4- 2          |      |      |       |           |
| 5- 2              | 0- 0     | 0- 0      | AWAY           | 0- 0       | 0- 0        | 5- 2          |      |      |       |           |
| 0- 0              | 0- 0     | 0- 0      | NEUTRAL        | 0- 0       | 0- 0        | 0- 0          |      |      |       |           |

| RPI 1-25                  |   |          |       | RPI 26-50 |   |                 |       | RPI 51-100 |   |              |       | RPI 101+ Team's RPI: 264 |     |          |                    |    |    |
|---------------------------|---|----------|-------|-----------|---|-----------------|-------|------------|---|--------------|-------|--------------------------|-----|----------|--------------------|----|----|
| RPI                       | S | Opponent | Score | RPI       | S | Opponent        | Score | RPI        | S | Opponent     | Score | RPI                      | S   | Opponent | Score              |    |    |
|                           |   |          |       |           |   |                 |       | 87         | A | Old Dominion | 53    | 69                       | 123 | A        | High Point         | 51 | 83 |
|                           |   |          |       |           |   |                 |       |            |   |              |       |                          | 128 | A        | Wake Forest        | 61 | 63 |
|                           |   |          |       |           |   |                 |       |            |   |              |       |                          | 139 | A        | Lehigh             | 41 | 62 |
|                           |   |          |       |           |   |                 |       |            |   |              |       |                          | 170 | H        | William & Mary     | 44 | 55 |
|                           |   |          |       |           |   |                 |       |            |   |              |       |                          | 192 | H        | N.C. A&T           | 44 | 49 |
|                           |   |          |       |           |   |                 |       |            |   |              |       |                          | 193 | H        | UMES               | 43 | 59 |
|                           |   |          |       |           |   |                 |       |            |   |              |       |                          | 206 | A        | Ole Miss           | 42 | 60 |
|                           |   |          |       |           |   |                 |       |            |   |              |       |                          | 207 | A        | Bethune-Cookman    | 58 | 65 |
|                           |   |          |       |           |   |                 |       |            |   |              |       |                          | 207 | H        | Bethune-Cookman    | 57 | 50 |
|                           |   |          |       |           |   |                 |       |            |   |              |       |                          | 214 | H        | Campbell           | 49 | 57 |
|                           |   |          |       |           |   |                 |       |            |   |              |       |                          | 217 | N        | Liberty            | 66 | 53 |
|                           |   |          |       |           |   |                 |       |            |   |              |       |                          | 224 | A        | Howard             | 70 | 74 |
|                           |   |          |       |           |   |                 |       |            |   |              |       |                          | 239 | H        | Navy               | 65 | 58 |
|                           |   |          |       |           |   |                 |       |            |   |              |       |                          | 295 | A        | La Salle           | 52 | 62 |
|                           |   |          |       |           |   |                 |       |            |   |              |       |                          | 301 | A        | South Carolina St. | 57 | 50 |
|                           |   |          |       |           |   |                 |       |            |   |              |       |                          | 307 | A        | Morgan St.         | 64 | 49 |
|                           |   |          |       |           |   |                 |       |            |   |              |       |                          | 328 | A        | Coppin St.         | 68 | 63 |
|                           |   |          |       |           |   |                 |       |            |   |              |       |                          | 335 | H        | Longwood           | 74 | 42 |
|                           |   |          |       |           |   |                 |       |            |   |              |       |                          | 338 | H        | N.C. Central       | 62 | 48 |
|                           |   |          |       |           |   |                 |       |            |   |              |       |                          | 343 | H        | Delaware St.       | 63 | 50 |
|                           |   |          |       |           |   |                 |       |            |   |              |       |                          | 347 | A        | Florida A&M        | 69 | 45 |
|                           |   |          |       |           |   |                 |       |            |   |              |       |                          | 347 | H        | Florida A&M        | 60 | 58 |
|                           |   |          |       |           |   |                 |       |            |   |              |       |                          | 349 | A        | Savannah St.       | 78 | 42 |
| LAST 12 Division I GAMES: |   |          |       |           |   |                 |       |            |   |              |       |                          |     |          |                    |    |    |
|                           |   |          |       | 217       | N | Liberty         | 66    | 53         |   |              |       |                          | 224 | A        | Howard             | 70 | 74 |
|                           |   |          |       | 307       | A | Morgan St.      | 64    | 49         |   |              |       |                          | 193 | H        | UMES               | 43 | 59 |
|                           |   |          |       | 192       | H | N.C. A&T        | 44    | 49         |   |              |       |                          | 301 | A        | South Carolina St. | 57 | 50 |
|                           |   |          |       | 338       | H | N.C. Central    | 62    | 48         |   |              |       |                          | 349 | A        | Savannah St.       | 78 | 42 |
|                           |   |          |       | 347       | A | Florida A&M     | 69    | 45         |   |              |       |                          | 207 | H        | Bethune-Cookman    | 57 | 50 |
|                           |   |          |       | 207       | A | Bethune-Cookman | 58    | 65         |   |              |       |                          | 328 | A        | Coppin St.         | 68 | 63 |

Non-Div I Games:      Cheyney                      93   40                      Saint Augustine's   71   38

Norfolk St.

■ Loss, 
 ■ Non-Conf, 
 ■ S Site, 
 ■ Home 
 ■ A Away 
 N Neutral

|                   |          |           |                |            |             |               |      |      |       |           |
|-------------------|----------|-----------|----------------|------------|-------------|---------------|------|------|-------|-----------|
| Average RPI Win:  | 275      | WON-LOST  | WINNING        | LAST 10    | STRENGTH OF | OPP. STRENGTH | TEAM | ADJ. | CONF. | ADJ CONF. |
| Average RPI Loss: | 172      | RECORD    | PCT. RANK      | GAMES      | SCHEDULE    | OF SCHEDULE   | RPI  | RPI  | RPI   | RPI       |
| DIV. I ONLY       | 13- 6    | 73        | 0- 0           | 346        | 259         | 182           | 182  | 24   | 24    |           |
| DIV. I NON-CONF.  | 5- 1     | 37        | 0- 0           | 351        | 211         | 194           | 194  | 26   | 26    |           |
| TOTALS            | RPI 1-25 | RPI 26-50 | W-L RECORDS    | RPI 51-100 | RPI 101-150 | RPI 150+      |      |      |       |           |
| 13- 6             | 0- 0     | 0- 0      | OVERALL        | 0- 2       | 0- 0        | 13- 4         |      |      |       |           |
| 5- 2              | 0- 0     | 0- 0      | HOME           | 0- 1       | 0- 0        | 5- 1          |      |      |       |           |
| 6- 4              | 0- 0     | 0- 0      | AWAY           | 0- 1       | 0- 0        | 6- 3          |      |      |       |           |
| 2- 0              | 0- 0     | 0- 0      | NEUTRAL        | 0- 0       | 0- 0        | 2- 0          |      |      |       |           |
| 5- 1              | 0- 0     | 0- 0      | NON-CONFERENCE | 0- 0       | 0- 0        | 5- 1          |      |      |       |           |
| 1- 0              | 0- 0     | 0- 0      | HOME           | 0- 0       | 0- 0        | 1- 0          |      |      |       |           |
| 2- 1              | 0- 0     | 0- 0      | AWAY           | 0- 0       | 0- 0        | 2- 1          |      |      |       |           |
| 2- 0              | 0- 0     | 0- 0      | NEUTRAL        | 0- 0       | 0- 0        | 2- 0          |      |      |       |           |
| 8- 5              | 0- 0     | 0- 0      | CONFERENCE     | 0- 2       | 0- 0        | 8- 3          |      |      |       |           |
| 4- 2              | 0- 0     | 0- 0      | HOME           | 0- 1       | 0- 0        | 4- 1          |      |      |       |           |
| 4- 3              | 0- 0     | 0- 0      | AWAY           | 0- 1       | 0- 0        | 4- 2          |      |      |       |           |
| 0- 0              | 0- 0     | 0- 0      | NEUTRAL        | 0- 0       | 0- 0        | 0- 0          |      |      |       |           |

| RPI 1-25                  |   |               |       | RPI 26-50 |     |          |              | RPI 51-100 |    |          |       | RPI 101+ Team's RPI: 182 |     |          |                   |    |    |
|---------------------------|---|---------------|-------|-----------|-----|----------|--------------|------------|----|----------|-------|--------------------------|-----|----------|-------------------|----|----|
| RPI                       | S | Opponent      | Score | RPI       | S   | Opponent | Score        | RPI        | S  | Opponent | Score | RPI                      | S   | Opponent | Score             |    |    |
|                           |   |               |       |           |     |          |              | 70         | A  | FGCU     | 51    | 76                       | 185 | A        | Xavier            | 81 | 94 |
|                           |   |               |       |           |     |          |              | 70         | H  | FGCU     | 52    | 68                       | 194 | A        | Stetson           | 59 | 69 |
|                           |   |               |       |           |     |          |              |            |    |          |       |                          | 194 | H        | Stetson           | 71 | 55 |
|                           |   |               |       |           |     |          |              |            |    |          |       |                          | 195 | A        | Vanderbilt        | 74 | 71 |
|                           |   |               |       |           |     |          |              |            |    |          |       |                          | 217 | H        | Liberty           | 57 | 61 |
|                           |   |               |       |           |     |          |              |            |    |          |       |                          | 228 | A        | Jacksonville      | 62 | 59 |
|                           |   |               |       |           |     |          |              |            |    |          |       |                          | 234 | N        | Southeast Mo. St. | 80 | 67 |
|                           |   |               |       |           |     |          |              |            |    |          |       |                          | 257 | H        | Alabama St.       | 68 | 42 |
|                           |   |               |       |           |     |          |              |            |    |          |       |                          | 268 | A        | North Florida     | 70 | 64 |
|                           |   |               |       |           |     |          |              |            |    |          |       |                          | 268 | H        | North Florida     | 77 | 62 |
|                           |   |               |       |           |     |          |              |            |    |          |       |                          | 297 | A        | Kennesaw St.      | 72 | 74 |
|                           |   |               |       |           |     |          |              |            |    |          |       |                          | 297 | H        | Kennesaw St.      | 80 | 55 |
|                           |   |               |       |           |     |          |              |            |    |          |       |                          | 317 | A        | Lipscomb          | 81 | 60 |
|                           |   |               |       |           |     |          |              |            |    |          |       |                          | 325 | A        | NJIT              | 77 | 54 |
|                           |   |               |       |           |     |          |              |            |    |          |       |                          | 325 | H        | NJIT              | 72 | 60 |
|                           |   |               |       |           |     |          |              |            |    |          |       |                          | 329 | A        | Mississippi Val.  | 86 | 72 |
|                           |   |               |       |           |     |          |              |            |    |          |       |                          | 339 | N        | Western Caro.     | 89 | 66 |
| LAST 12 Division I GAMES: |   |               |       |           |     |          |              |            |    |          |       |                          |     |          |                   |    |    |
| 194                       | A | Stetson       | 59    | 69        | 325 | A        | NJIT         | 77         | 54 |          |       |                          |     |          |                   |    |    |
| 297                       | A | Kennesaw St.  | 72    | 74        | 297 | H        | Kennesaw St. | 80         | 55 |          |       |                          |     |          |                   |    |    |
| 217                       | H | Liberty       | 57    | 61        | 194 | H        | Stetson      | 71         | 55 |          |       |                          |     |          |                   |    |    |
| 268                       | H | North Florida | 77    | 62        | 228 | A        | Jacksonville | 62         | 59 |          |       |                          |     |          |                   |    |    |
| 70                        | A | FGCU          | 51    | 76        | 325 | H        | NJIT         | 72         | 60 |          |       |                          |     |          |                   |    |    |
| 317                       | A | Lipscomb      | 81    | 60        | 70  | H        | FGCU         | 52         | 68 |          |       |                          |     |          |                   |    |    |

Non-Div I Games: Stillman 99 43 Martin Methodist 79 48 Lane 98 57 Blue Mountain (MS) 70 42  
North Ala.

## North Carolina

Through Games Of Feb. 26, 2019

| Average RPI Win:  | 102      | WON-LOST  | WINNING        | LAST 10    | STRENGTH OF | OPP. STRENGTH | TEAM | ADJ. | CONF. | ADJ CONF. |
|-------------------|----------|-----------|----------------|------------|-------------|---------------|------|------|-------|-----------|
| Average RPI Loss: | 53       | RECORD    | PCT. RANK      | GAMES      | SCHEDULE    | OF SCHEDULE   | RPI  | RPI  | RPI   | RPI       |
| DIV. I ONLY       | 17- 12   | 125       | 0- 1           | 8          | 13          | 31            | 31   | 1    | 1     |           |
| DIV. I NON-CONF.  | 9- 5     | 104       | 0- 0           | 33         | 66          | 47            | 47   | 1    | 1     |           |
| TOTALS            | RPI 1-25 | RPI 26-50 | W-L RECORDS    | RPI 51-100 | RPI 101-150 | RPI 150+      |      |      |       |           |
| 17- 12            | 2- 6     | 4- 1      | OVERALL        | 4- 3       | 4- 1        | 3- 1          |      |      |       |           |
| 10- 4             | 1- 2     | 1- 0      | HOME           | 3- 2       | 3- 0        | 2- 0          |      |      |       |           |
| 4- 6              | 1- 3     | 1- 0      | AWAY           | 1- 1       | 0- 1        | 1- 1          |      |      |       |           |
| 3- 2              | 0- 1     | 2- 1      | NEUTRAL        | 0- 0       | 1- 0        | 0- 0          |      |      |       |           |
| 9- 5              | 0- 1     | 2- 1      | NON-CONFERENCE | 2- 2       | 2- 0        | 3- 1          |      |      |       |           |
| 5- 1              | 0- 0     | 0- 0      | HOME           | 2- 1       | 1- 0        | 2- 0          |      |      |       |           |
| 1- 2              | 0- 0     | 0- 0      | AWAY           | 0- 1       | 0- 0        | 1- 1          |      |      |       |           |
| 3- 2              | 0- 1     | 2- 1      | NEUTRAL        | 0- 0       | 1- 0        | 0- 0          |      |      |       |           |
| 8- 7              | 2- 5     | 2- 0      | CONFERENCE     | 2- 1       | 2- 1        | 0- 0          |      |      |       |           |
| 5- 3              | 1- 2     | 1- 0      | HOME           | 1- 1       | 2- 0        | 0- 0          |      |      |       |           |
| 3- 4              | 1- 3     | 1- 0      | AWAY           | 1- 0       | 0- 1        | 0- 0          |      |      |       |           |
| 0- 0              | 0- 0     | 0- 0      | NEUTRAL        | 0- 0       | 0- 0        | 0- 0          |      |      |       |           |

| RPI S                     | Opponent         | Score | RPI S | Opponent       | Score | Team's RPI: 31 | RPI S | Opponent        | Score | RPI S | Opponent         | Score  |
|---------------------------|------------------|-------|-------|----------------|-------|----------------|-------|-----------------|-------|-------|------------------|--------|
| 1                         | H Notre Dame     | 78 73 | 33    | N UCLA         | 83 49 |                | 58    | H Maine         | 73 85 | 115   | H Boston College | 93 78  |
| 3                         | A Louisville     | 66 73 | 35    | N Rice         | 71 50 |                | 60    | A Virginia Tech | 81 69 | 120   | H UNCW           | 82 55  |
| 8                         | A NC State       | 64 51 | 40    | H Georgia Tech | 91 90 |                | 77    | A Ohio St.      | 69 76 | 124   | A Pittsburgh     | 78 91  |
| 8                         | H NC State       | 69 74 | 41    | A Clemson      | 70 64 |                | 84    | H Duke          | 69 85 | 128   | H Wake Forest    | 84 61  |
| 12                        | A Syracuse       | 77 90 | 47    | N Auburn       | 81 86 |                | 85    | H Kent St.      | 73 60 | 133   | N South Fla.     | 71 69  |
| 17                        | N Kentucky       | 75 85 |       |                |       |                | 98    | H Virginia      | 70 53 | 165   | A Colorado       | 74 86  |
| 18                        | A Miami (FL)     | 68 76 |       |                |       |                | 100   | H VCU           | 59 47 | 213   | A Elon           | 100 69 |
| 20                        | H Florida St.    | 63 64 |       |                |       |                |       |                 |       | 224   | H Howard         | 85 63  |
|                           |                  |       |       |                |       |                |       |                 |       | 303   | H UNC Greensboro | 83 62  |
| LAST 12 Division I GAMES: |                  |       |       |                |       |                |       |                 |       |       |                  |        |
| 8                         | H NC State       | 69 74 | 8     | A NC State     | 64 51 |                | 40    | H Georgia Tech  | 91 90 |       |                  |        |
| 115                       | H Boston College | 93 78 |       |                |       |                | 1     | H Notre Dame    | 78 73 |       |                  |        |
| 98                        | H Virginia       | 70 53 |       |                |       |                | 60    | A Virginia Tech | 81 69 |       |                  |        |
| 124                       | A Pittsburgh     | 78 91 |       |                |       |                | 18    | A Miami (FL)    | 68 76 |       |                  |        |
| 41                        | A Clemson        | 70 64 |       |                |       |                | 128   | H Wake Forest   | 84 61 |       |                  |        |
| 84                        | H Duke           | 69 85 |       |                |       |                |       |                 |       |       |                  |        |

Non-Div I Games:

North Carolina

■ Loss, 
 ■ Non-Conf, S Site, 
 ■ Home 
 ■ Away 
 N Neutral

North Dakota

Through Games Of Feb. 26, 2019

|                   |          |           |                |            |             |               |      |      |       |           |
|-------------------|----------|-----------|----------------|------------|-------------|---------------|------|------|-------|-----------|
| Average RPI Win:  | 280      | WON-LOST  | WINNING        | LAST 10    | STRENGTH OF | OPP. STRENGTH | TEAM | ADJ. | CONF. | ADJ CONF. |
| Average RPI Loss: | 142      | RECORD    | PCT. RANK      | GAMES      | SCHEDULE    | OF SCHEDULE   | RPI  | RPI  | RPI   | RPI       |
| DIV. I ONLY       | 9- 17    | 261       | 0- 1           | 249        | 167         | 252           | 252  | 19   | 19    |           |
| DIV. I NON-CONF.  | 4- 8     | 241       | 0- 0           | 233        | 98          | 202           | 202  | 19   | 19    |           |
| TOTALS            | RPI 1-25 | RPI 26-50 | W-L RECORDS    | RPI 51-100 | RPI 101-150 | RPI 150+      |      |      |       |           |
| 9- 17             | 0- 2     | 0- 3      | OVERALL        | 0- 1       | 0- 1        | 9- 10         |      |      |       |           |
| 3- 6              | 0- 0     | 0- 2      | HOME           | 0- 0       | 0- 0        | 3- 4          |      |      |       |           |
| 4- 11             | 0- 2     | 0- 1      | AWAY           | 0- 1       | 0- 1        | 4- 6          |      |      |       |           |
| 2- 0              | 0- 0     | 0- 0      | NEUTRAL        | 0- 0       | 0- 0        | 2- 0          |      |      |       |           |
| 4- 8              | 0- 2     | 0- 0      | NON-CONFERENCE | 0- 1       | 0- 1        | 4- 4          |      |      |       |           |
| 0- 1              | 0- 0     | 0- 0      | HOME           | 0- 0       | 0- 0        | 0- 1          |      |      |       |           |
| 2- 7              | 0- 2     | 0- 0      | AWAY           | 0- 1       | 0- 1        | 2- 3          |      |      |       |           |
| 2- 0              | 0- 0     | 0- 0      | NEUTRAL        | 0- 0       | 0- 0        | 2- 0          |      |      |       |           |
| 5- 9              | 0- 0     | 0- 3      | CONFERENCE     | 0- 0       | 0- 0        | 5- 6          |      |      |       |           |
| 3- 5              | 0- 0     | 0- 2      | HOME           | 0- 0       | 0- 0        | 3- 3          |      |      |       |           |
| 2- 4              | 0- 0     | 0- 1      | AWAY           | 0- 0       | 0- 0        | 2- 3          |      |      |       |           |
| 0- 0              | 0- 0     | 0- 0      | NEUTRAL        | 0- 0       | 0- 0        | 0- 0          |      |      |       |           |

| RPI 1-25                  |   |          |       | RPI 26-50 |   |                  |        | RPI 51-100 |   |          |       | RPI 101+ Team's RPI: 252 |   |                   |        |
|---------------------------|---|----------|-------|-----------|---|------------------|--------|------------|---|----------|-------|--------------------------|---|-------------------|--------|
| RPI                       | S | Opponent | Score | RPI       | S | Opponent         | Score  | RPI        | S | Opponent | Score | RPI                      | S | Opponent          | Score  |
| 11                        | A | Iowa St. | 35 87 | 29        | A | South Dakota St. | 58 81  | 90         | A | UNI      | 60 64 | 126                      | A | Penn St.          | 68 75  |
| 12                        | A | Syracuse | 49 85 | 29        | H | South Dakota St. | 48 66  |            |   |          |       | 159                      | A | Denver            | 66 87  |
|                           |   |          |       | 34        | H | South Dakota     | 50 80  |            |   |          |       | 159                      | H | Denver            | 91 92  |
|                           |   |          |       |           |   |                  |        |            |   |          |       | 160                      | A | Illinois St.      | 55 67  |
|                           |   |          |       |           |   |                  |        |            |   |          |       | 167                      | A | Oral Roberts      | 75 67  |
|                           |   |          |       |           |   |                  |        |            |   |          |       | 167                      | H | Oral Roberts      | 58 80  |
|                           |   |          |       |           |   |                  |        |            |   |          |       | 194                      | A | Stetson           | 63 74  |
|                           |   |          |       |           |   |                  |        |            |   |          |       | 196                      | H | Milwaukee         | 46 64  |
|                           |   |          |       |           |   |                  |        |            |   |          |       | 227                      | A | Massachusetts     | 59 52  |
|                           |   |          |       |           |   |                  |        |            |   |          |       | 235                      | A | Western Ill.      | 90 111 |
|                           |   |          |       |           |   |                  |        |            |   |          |       | 235                      | H | Western Ill.      | 80 92  |
|                           |   |          |       |           |   |                  |        |            |   |          |       | 247                      | N | San Francisco     | 100 97 |
|                           |   |          |       |           |   |                  |        |            |   |          |       | 263                      | A | Rhode Island      | 63 77  |
|                           |   |          |       |           |   |                  |        |            |   |          |       | 269                      | N | Western Mich.     | 62 50  |
|                           |   |          |       |           |   |                  |        |            |   |          |       | 314                      | A | Valparaiso        | 62 56  |
|                           |   |          |       |           |   |                  |        |            |   |          |       | 318                      | A | North Dakota St.  | 57 69  |
|                           |   |          |       |           |   |                  |        |            |   |          |       | 318                      | H | North Dakota St.  | 70 58  |
|                           |   |          |       |           |   |                  |        |            |   |          |       | 321                      | A | Omaha             | 69 68  |
|                           |   |          |       |           |   |                  |        |            |   |          |       | 321                      | H | Omaha             | 68 57  |
|                           |   |          |       |           |   |                  |        |            |   |          |       | 334                      | H | Purdue Fort Wayne | 79 60  |
| LAST 12 Division I GAMES: |   |          |       |           |   |                  |        |            |   |          |       |                          |   |                   |        |
|                           |   |          |       | 159       | H | Denver           | 91 92  |            |   |          |       | 34                       | H | South Dakota      | 50 80  |
|                           |   |          |       | 167       | H | Oral Roberts     | 58 80  |            |   |          |       | 318                      | A | North Dakota St.  | 57 69  |
|                           |   |          |       | 29        | A | South Dakota St. | 58 81  |            |   |          |       | 29                       | H | South Dakota St.  | 48 66  |
|                           |   |          |       | 318       | H | North Dakota St. | 70 58  |            |   |          |       | 235                      | H | Western Ill.      | 80 92  |
|                           |   |          |       | 321       | A | Omaha            | 69 68  |            |   |          |       | 321                      | H | Omaha             | 68 57  |
|                           |   |          |       | 235       | A | Western Ill.     | 90 111 |            |   |          |       | 159                      | A | Denver            | 66 87  |

Non-Div I Games: Mayville St. 84 50

North Dakota

Loss, Non-Conf, S Site, H Home A Away N Neutral

| RPI 1-25                  |   |          |       | RPI 26-50 |   |                  |       | RPI 51-100 |   |                  |        | RPI 101+ |   |                   |        | Team's RPI: 318 |  |
|---------------------------|---|----------|-------|-----------|---|------------------|-------|------------|---|------------------|--------|----------|---|-------------------|--------|-----------------|--|
| RPI                       | S | Opponent | Score | RPI       | S | Opponent         | Score | RPI        | S | Opponent         | Score  | RPI      | S | Opponent          | Score  |                 |  |
|                           |   |          |       | 29        | A | South Dakota St. | 33 86 | 95         | A | Pacific          | 68 75  | 105      | H | Creighton         | 51 86  |                 |  |
|                           |   |          |       | 29        | H | South Dakota St. | 48 88 | 99         | A | Northern Ill.    | 63 81  | 159      | A | Denver            | 54 81  |                 |  |
|                           |   |          |       | 34        | H | South Dakota     | 41 67 |            |   |                  |        | 159      | H | Denver            | 67 87  |                 |  |
|                           |   |          |       |           |   |                  |       |            |   |                  |        | 167      | A | Oral Roberts      | 72 101 |                 |  |
|                           |   |          |       |           |   |                  |       |            |   |                  |        | 167      | H | Oral Roberts      | 54 65  |                 |  |
|                           |   |          |       |           |   |                  |       |            |   |                  |        | 176      | N | North Texas       | 78 92  |                 |  |
|                           |   |          |       |           |   |                  |       |            |   |                  |        | 181      | A | Wisconsin         | 53 64  |                 |  |
|                           |   |          |       |           |   |                  |       |            |   |                  |        | 194      | A | Stetson           | 59 60  |                 |  |
|                           |   |          |       |           |   |                  |       |            |   |                  |        | 196      | H | Milwaukee         | 55 57  |                 |  |
|                           |   |          |       |           |   |                  |       |            |   |                  |        | 235      | A | Western Ill.      | 70 82  |                 |  |
|                           |   |          |       |           |   |                  |       |            |   |                  |        | 235      | H | Western Ill.      | 68 60  |                 |  |
|                           |   |          |       |           |   |                  |       |            |   |                  |        | 237      | H | UMKC              | 59 69  |                 |  |
|                           |   |          |       |           |   |                  |       |            |   |                  |        | 247      | N | San Francisco     | 42 75  |                 |  |
|                           |   |          |       |           |   |                  |       |            |   |                  |        | 252      | A | North Dakota      | 58 70  |                 |  |
|                           |   |          |       |           |   |                  |       |            |   |                  |        | 252      | H | North Dakota      | 69 57  |                 |  |
|                           |   |          |       |           |   |                  |       |            |   |                  |        | 308      | H | New Hampshire     | 56 51  |                 |  |
|                           |   |          |       |           |   |                  |       |            |   |                  |        | 314      | A | Valparaiso        | 51 48  |                 |  |
|                           |   |          |       |           |   |                  |       |            |   |                  |        | 321      | A | Omaha             | 61 78  |                 |  |
|                           |   |          |       |           |   |                  |       |            |   |                  |        | 321      | H | Omaha             | 55 48  |                 |  |
|                           |   |          |       |           |   |                  |       |            |   |                  |        | 334      | H | Purdue Fort Wayne | 70 54  |                 |  |
| LAST 12 Division I GAMES: |   |          |       |           |   |                  |       |            |   |                  |        |          |   |                   |        |                 |  |
|                           |   |          |       | 321       | H | Omaha            | 55 48 | 167        | A | Oral Roberts     | 72 101 |          |   |                   |        |                 |  |
|                           |   |          |       | 29        | H | South Dakota St. | 48 88 | 29         | A | South Dakota St. | 33 86  |          |   |                   |        |                 |  |
|                           |   |          |       | 167       | H | Oral Roberts     | 54 65 | 252        | H | North Dakota     | 69 57  |          |   |                   |        |                 |  |
|                           |   |          |       | 159       | H | Denver           | 67 87 | 159        | A | Denver           | 54 81  |          |   |                   |        |                 |  |
|                           |   |          |       | 252       | A | North Dakota     | 58 70 | 235        | H | Western Ill.     | 68 60  |          |   |                   |        |                 |  |
|                           |   |          |       | 235       | A | Western Ill.     | 70 82 | 321        | A | Omaha            | 61 78  |          |   |                   |        |                 |  |

|                  |              |    |    |
|------------------|--------------|----|----|
| Non-Div I Games: | Mayville St. | 49 | 43 |
|------------------|--------------|----|----|

## North Florida

Through Games Of Feb. 26, 2019

|                   |          |           |                |            |             |               |      |      |       |           |
|-------------------|----------|-----------|----------------|------------|-------------|---------------|------|------|-------|-----------|
| Average RPI Win:  | 292      | WON-LOST  | WINNING        | LAST 10    | STRENGTH OF | OPP. STRENGTH | TEAM | ADJ. | CONF. | ADJ CONF. |
| Average RPI Loss: | 171      | RECORD    | PCT. RANK      | GAMES      | SCHEDULE    | OF SCHEDULE   | RPI  | RPI  | RPI   | RPI       |
| DIV. I ONLY       | 10- 13   | 214       | 1- 0           | 305        | 272         | 268           | 268  | 24   | 24    |           |
| DIV. I NON-CONF.  | 3- 6     | 241       | 0- 0           | 309        | 260         | 315           | 315  | 26   | 26    |           |
| TOTALS            | RPI 1-25 | RPI 26-50 | W-L RECORDS    | RPI 51-100 | RPI 101-150 | RPI 150+      |      |      |       |           |
| 10- 13            | 0- 1     | 0- 0      | OVERALL        | 0- 3       | 0- 0        | 10- 9         |      |      |       |           |
| 7- 4              | 0- 0     | 0- 0      | HOME           | 0- 1       | 0- 0        | 7- 3          |      |      |       |           |
| 3- 9              | 0- 1     | 0- 0      | AWAY           | 0- 2       | 0- 0        | 3- 6          |      |      |       |           |
| 0- 0              | 0- 0     | 0- 0      | NEUTRAL        | 0- 0       | 0- 0        | 0- 0          |      |      |       |           |
| 3- 6              | 0- 1     | 0- 0      | NON-CONFERENCE | 0- 1       | 0- 0        | 3- 4          |      |      |       |           |
| 3- 1              | 0- 0     | 0- 0      | HOME           | 0- 0       | 0- 0        | 3- 1          |      |      |       |           |
| 0- 5              | 0- 1     | 0- 0      | AWAY           | 0- 1       | 0- 0        | 0- 3          |      |      |       |           |
| 0- 0              | 0- 0     | 0- 0      | NEUTRAL        | 0- 0       | 0- 0        | 0- 0          |      |      |       |           |
| 7- 7              | 0- 0     | 0- 0      | CONFERENCE     | 0- 2       | 0- 0        | 7- 5          |      |      |       |           |
| 4- 3              | 0- 0     | 0- 0      | HOME           | 0- 1       | 0- 0        | 4- 2          |      |      |       |           |
| 3- 4              | 0- 0     | 0- 0      | AWAY           | 0- 1       | 0- 0        | 3- 3          |      |      |       |           |
| 0- 0              | 0- 0     | 0- 0      | NEUTRAL        | 0- 0       | 0- 0        | 0- 0          |      |      |       |           |

| RPI 1-25                  |   |              |       | RPI 26-50 |   |              |        | RPI 51-100 |   |          |        | RPI 101+ Team's RPI: 268 |   |                 |       |
|---------------------------|---|--------------|-------|-----------|---|--------------|--------|------------|---|----------|--------|--------------------------|---|-----------------|-------|
| RPI                       | S | Opponent     | Score | RPI       | S | Opponent     | Score  | RPI        | S | Opponent | Score  | RPI                      | S | Opponent        | Score |
| 20                        | A | Florida St.  | 53 74 |           |   |              |        | 55         | A | Indiana  | 52 75  | 182                      | A | North Ala.      | 62 77 |
|                           |   |              |       |           |   |              |        | 70         | A | FGCU     | 48 80  | 182                      | H | North Ala.      | 64 70 |
|                           |   |              |       |           |   |              |        | 70         | H | FGCU     | 66 105 | 194                      | H | Stetson         | 71 57 |
|                           |   |              |       |           |   |              |        |            |   |          |        | 206                      | A | Ole Miss        | 69 82 |
|                           |   |              |       |           |   |              |        |            |   |          |        | 207                      | A | Bethune-Cookman | 60 76 |
|                           |   |              |       |           |   |              |        |            |   |          |        | 217                      | A | Liberty         | 53 69 |
|                           |   |              |       |           |   |              |        |            |   |          |        | 217                      | H | Liberty         | 66 54 |
|                           |   |              |       |           |   |              |        |            |   |          |        | 228                      | A | Jacksonville    | 63 75 |
|                           |   |              |       |           |   |              |        |            |   |          |        | 228                      | H | Jacksonville    | 72 80 |
|                           |   |              |       |           |   |              |        |            |   |          |        | 276                      | A | Colorado St.    | 59 61 |
|                           |   |              |       |           |   |              |        |            |   |          |        | 288                      | H | Alabama A&M     | 62 63 |
|                           |   |              |       |           |   |              |        |            |   |          |        | 293                      | H | Charleston So.  | 82 76 |
|                           |   |              |       |           |   |              |        |            |   |          |        | 297                      | A | Kennesaw St.    | 71 60 |
|                           |   |              |       |           |   |              |        |            |   |          |        | 297                      | H | Kennesaw St.    | 74 66 |
|                           |   |              |       |           |   |              |        |            |   |          |        | 315                      | H | FIU             | 62 53 |
|                           |   |              |       |           |   |              |        |            |   |          |        | 317                      | A | Lipscomb        | 68 53 |
|                           |   |              |       |           |   |              |        |            |   |          |        | 317                      | H | Lipscomb        | 72 66 |
|                           |   |              |       |           |   |              |        |            |   |          |        | 325                      | A | NJIT            | 78 59 |
|                           |   |              |       |           |   |              |        |            |   |          |        | 347                      | H | Florida A&M     | 64 53 |
| LAST 12 Division I GAMES: |   |              |       |           |   |              |        |            |   |          |        |                          |   |                 |       |
| 217                       | H | Liberty      | 66 54 | 297       | A | Kennesaw St. | 71 60  |            |   |          |        |                          |   |                 |       |
| 228                       | A | Jacksonville | 63 75 | 70        | A | FGCU         | 48 80  |            |   |          |        |                          |   |                 |       |
| 325                       | A | NJIT         | 78 59 | 228       | H | Jacksonville | 72 80  |            |   |          |        |                          |   |                 |       |
| 297                       | H | Kennesaw St. | 74 66 | 217       | A | Liberty      | 53 69  |            |   |          |        |                          |   |                 |       |
| 182                       | A | North Ala.   | 62 77 | 194       | H | Stetson      | 71 57  |            |   |          |        |                          |   |                 |       |
| 317                       | H | Lipscomb     | 72 66 | 70        | H | FGCU         | 66 105 |            |   |          |        |                          |   |                 |       |

Non-Div I Games: Warner 67 36 Trinity Baptist 99 40

North Florida

Loss, Non-Conf, S Site, H Home A Away N Neutral



North Texas

Through Games Of Feb. 26, 2019

|                   |          |           |                |            |             |               |      |      |       |           |
|-------------------|----------|-----------|----------------|------------|-------------|---------------|------|------|-------|-----------|
| Average RPI Win:  | 225      | WON-LOST  | WINNING        | LAST 10    | STRENGTH OF | OPP. STRENGTH | TEAM | ADJ. | CONF. | ADJ CONF. |
| Average RPI Loss: | 111      | RECORD    | PCT. RANK      | GAMES      | SCHEDULE    | OF SCHEDULE   | RPI  | RPI  | RPI   | RPI       |
| DIV. I ONLY       | 11- 12   | 190       | 0- 1           | 131        | 138         | 176           | 176  | 14   | 14    |           |
| DIV. I NON-CONF.  | 4- 5     | 190       | 0- 0           | 195        | 131         | 226           | 226  | 17   | 17    |           |
| TOTALS            | RPI 1-25 | RPI 26-50 | W-L RECORDS    | RPI 51-100 | RPI 101-150 | RPI 150+      |      |      |       |           |
| 11- 12            | 0- 0     | 0- 5      | OVERALL        | 1- 2       | 2- 1        | 8- 4          |      |      |       |           |
| 7- 5              | 0- 0     | 0- 2      | HOME           | 1- 1       | 1- 0        | 5- 2          |      |      |       |           |
| 3- 6              | 0- 0     | 0- 2      | AWAY           | 0- 1       | 1- 1        | 2- 2          |      |      |       |           |
| 1- 1              | 0- 0     | 0- 1      | NEUTRAL        | 0- 0       | 0- 0        | 1- 0          |      |      |       |           |
| 4- 5              | 0- 0     | 0- 3      | NON-CONFERENCE | 1- 0       | 0- 0        | 3- 2          |      |      |       |           |
| 3- 2              | 0- 0     | 0- 1      | HOME           | 1- 0       | 0- 0        | 2- 1          |      |      |       |           |
| 0- 2              | 0- 0     | 0- 1      | AWAY           | 0- 0       | 0- 0        | 0- 1          |      |      |       |           |
| 1- 1              | 0- 0     | 0- 1      | NEUTRAL        | 0- 0       | 0- 0        | 1- 0          |      |      |       |           |
| 7- 7              | 0- 0     | 0- 2      | CONFERENCE     | 0- 2       | 2- 1        | 5- 2          |      |      |       |           |
| 4- 3              | 0- 0     | 0- 1      | HOME           | 0- 1       | 1- 0        | 3- 1          |      |      |       |           |
| 3- 4              | 0- 0     | 0- 1      | AWAY           | 0- 1       | 1- 1        | 2- 1          |      |      |       |           |
| 0- 0              | 0- 0     | 0- 0      | NEUTRAL        | 0- 0       | 0- 0        | 0- 0          |      |      |       |           |

| RPI S                     | Opponent        | Score | RPI S | Opponent       | Score | RPI S | Opponent           | Score  | RPI S | Opponent | Score | Team's RPI: 176 |
|---------------------------|-----------------|-------|-------|----------------|-------|-------|--------------------|--------|-------|----------|-------|-----------------|
| 26                        | H Texas         | 54 64 | 62    | A Middle Tenn. | 46 61 | 103   | A UAB              | 60 70  |       |          |       |                 |
| 35                        | A Rice          | 52 64 | 69    | H Missouri St. | 83 76 | 118   | H Charlotte        | 68 63  |       |          |       |                 |
| 35                        | H Rice          | 47 59 | 87    | H Old Dominion | 71 72 | 119   | A Western Ky.      | 76 67  |       |          |       |                 |
| 37                        | A Kansas St.    | 42 60 |       |                |       | 172   | A Louisiana Tech   | 65 54  |       |          |       |                 |
| 45                        | N Wyoming       | 49 53 |       |                |       | 180   | A Southern Miss.   | 62 48  |       |          |       |                 |
|                           |                 |       |       |                |       | 189   | H Utah St.         | 41 57  |       |          |       |                 |
|                           |                 |       |       |                |       | 202   | A Marshall         | 55 67  |       |          |       |                 |
|                           |                 |       |       |                |       | 211   | A SMU              | 66 73  |       |          |       |                 |
|                           |                 |       |       |                |       | 265   | H CSU Bakersfield  | 71 59  |       |          |       |                 |
|                           |                 |       |       |                |       | 278   | H UTEP             | 70 51  |       |          |       |                 |
|                           |                 |       |       |                |       | 304   | H Fla. Atlantic    | 82 62  |       |          |       |                 |
|                           |                 |       |       |                |       | 305   | H UTSA             | 54 57  |       |          |       |                 |
|                           |                 |       |       |                |       | 315   | H FIU              | 75 50  |       |          |       |                 |
|                           |                 |       |       |                |       | 318   | N North Dakota St. | 92 78  |       |          |       |                 |
|                           |                 |       |       |                |       | 341   | H Houston Baptist  | 100 75 |       |          |       |                 |
| LAST 12 Division I GAMES: |                 |       |       |                |       |       |                    |        |       |          |       |                 |
| 35                        | H Rice          | 47 59 | 87    | H Old Dominion | 71 72 |       |                    |        |       |          |       |                 |
| 315                       | H FIU           | 75 50 | 62    | A Middle Tenn. | 46 61 |       |                    |        |       |          |       |                 |
| 304                       | H Fla. Atlantic | 82 62 | 103   | A UAB          | 60 70 |       |                    |        |       |          |       |                 |
| 119                       | A Western Ky.   | 76 67 | 35    | A Rice         | 52 64 |       |                    |        |       |          |       |                 |
| 202                       | A Marshall      | 55 67 | 305   | H UTSA         | 54 57 |       |                    |        |       |          |       |                 |
| 118                       | H Charlotte     | 68 63 | 278   | H UTEP         | 70 51 |       |                    |        |       |          |       |                 |

Non-Div I Games: Mid-Amer. Christian82 35 Xavier (LA) 59 46 Okla. Panhandle 93 52

North Texas

Loss, Non-Conf, S Site, H Home A Away N Neutral

## Northeastern

Through Games Of Feb. 26, 2019

| Average RPI Win:  | 189      | WON-LOST  | WINNING        | LAST 10    | STRENGTH OF | OPP. STRENGTH | TEAM | ADJ. | CONF. | ADJ CONF. |
|-------------------|----------|-----------|----------------|------------|-------------|---------------|------|------|-------|-----------|
| Average RPI Loss: | 116      | RECORD    | PCT. RANK      | GAMES      | SCHEDULE    | OF SCHEDULE   | RPI  | RPI  | RPI   | RPI       |
| DIV. I ONLY       | 15- 10   | 118       | 0- 1           | 120        | 142         | 114           | 114  | 10   | 10    |           |
| DIV. I NON-CONF.  | 10- 1    | 17        | 0- 0           | 177        | 219         | 33            | 33   | 10   | 10    |           |
| TOTALS            | RPI 1-25 | RPI 26-50 | W-L RECORDS    | RPI 51-100 | RPI 101-150 | RPI 150+      |      |      |       |           |
| 15- 10            | 0- 0     | 0- 2      | OVERALL        | 1- 2       | 5- 4        | 9- 2          |      |      |       |           |
| 10- 3             | 0- 0     | 0- 1      | HOME           | 1- 1       | 3- 0        | 6- 1          |      |      |       |           |
| 5- 7              | 0- 0     | 0- 1      | AWAY           | 0- 1       | 2- 4        | 3- 1          |      |      |       |           |
| 0- 0              | 0- 0     | 0- 0      | NEUTRAL        | 0- 0       | 0- 0        | 0- 0          |      |      |       |           |
| 10- 1             | 0- 0     | 0- 0      | NON-CONFERENCE | 1- 0       | 3- 1        | 6- 0          |      |      |       |           |
| 6- 0              | 0- 0     | 0- 0      | HOME           | 1- 0       | 1- 0        | 4- 0          |      |      |       |           |
| 4- 1              | 0- 0     | 0- 0      | AWAY           | 0- 0       | 2- 1        | 2- 0          |      |      |       |           |
| 0- 0              | 0- 0     | 0- 0      | NEUTRAL        | 0- 0       | 0- 0        | 0- 0          |      |      |       |           |
| 5- 9              | 0- 0     | 0- 2      | CONFERENCE     | 0- 2       | 2- 3        | 3- 2          |      |      |       |           |
| 4- 3              | 0- 0     | 0- 1      | HOME           | 0- 1       | 2- 0        | 2- 1          |      |      |       |           |
| 1- 6              | 0- 0     | 0- 1      | AWAY           | 0- 1       | 0- 3        | 1- 1          |      |      |       |           |
| 0- 0              | 0- 0     | 0- 0      | NEUTRAL        | 0- 0       | 0- 0        | 0- 0          |      |      |       |           |

| RPI 1-25                  |   |          |       | RPI 26-50 |   |               |       | RPI 51-100 |   |                    |       | RPI 101+ |   |                    |       | Team's RPI: 114 |  |
|---------------------------|---|----------|-------|-----------|---|---------------|-------|------------|---|--------------------|-------|----------|---|--------------------|-------|-----------------|--|
| RPI                       | S | Opponent | Score | RPI       | S | Opponent      | Score | RPI        | S | Opponent           | Score | RPI      | S | Opponent           | Score |                 |  |
|                           |   |          |       | 36        | A | James Madison | 49 84 | 58         | H | Maine              | 63 55 | 107      | A | Towson             | 83 88 |                 |  |
|                           |   |          |       | 36        | H | James Madison | 51 58 | 65         | A | Drexel             | 45 76 | 107      | H | Towson             | 77 68 |                 |  |
|                           |   |          |       |           |   |               |       | 65         | H | Drexel             | 59 61 | 112      | A | Providence         | 65 59 |                 |  |
|                           |   |          |       |           |   |               |       |            |   |                    |       | 117      | H | Fordham            | 58 54 |                 |  |
|                           |   |          |       |           |   |               |       |            |   |                    |       | 120      | A | UNCW               | 70 83 |                 |  |
|                           |   |          |       |           |   |               |       |            |   |                    |       | 122      | A | Dayton             | 84 79 |                 |  |
|                           |   |          |       |           |   |               |       |            |   |                    |       | 136      | A | Marist             | 84 90 |                 |  |
|                           |   |          |       |           |   |               |       |            |   |                    |       | 149      | A | Delaware           | 63 77 |                 |  |
|                           |   |          |       |           |   |               |       |            |   |                    |       | 149      | H | Delaware           | 75 62 |                 |  |
|                           |   |          |       |           |   |               |       |            |   |                    |       | 155      | H | Boston U.          | 81 51 |                 |  |
|                           |   |          |       |           |   |               |       |            |   |                    |       | 170      | H | William & Mary     | 88 74 |                 |  |
|                           |   |          |       |           |   |               |       |            |   |                    |       | 213      | H | Elon               | 79 71 |                 |  |
|                           |   |          |       |           |   |               |       |            |   |                    |       | 220      | A | Florida            | 79 66 |                 |  |
|                           |   |          |       |           |   |               |       |            |   |                    |       | 221      | A | Hofstra            | 61 78 |                 |  |
|                           |   |          |       |           |   |               |       |            |   |                    |       | 221      | H | Hofstra            | 62 63 |                 |  |
|                           |   |          |       |           |   |               |       |            |   |                    |       | 227      | H | Massachusetts      | 53 52 |                 |  |
|                           |   |          |       |           |   |               |       |            |   |                    |       | 287      | A | Col. of Charleston | 87 56 |                 |  |
|                           |   |          |       |           |   |               |       |            |   |                    |       | 291      | H | Air Force          | 54 41 |                 |  |
|                           |   |          |       |           |   |               |       |            |   |                    |       | 292      | A | Fairfield          | 59 50 |                 |  |
|                           |   |          |       |           |   |               |       |            |   |                    |       | 308      | H | New Hampshire      | 69 54 |                 |  |
| LAST 12 Division I GAMES: |   |          |       |           |   |               |       |            |   |                    |       |          |   |                    |       |                 |  |
|                           |   |          |       | 221       | H | Hofstra       | 62 63 | 287        | A | Col. of Charleston | 87 56 |          |   |                    |       |                 |  |
|                           |   |          |       | 65        | A | Drexel        | 45 76 | 221        | A | Hofstra            | 61 78 |          |   |                    |       |                 |  |
|                           |   |          |       | 149       | A | Delaware      | 63 77 | 149        | H | Delaware           | 75 62 |          |   |                    |       |                 |  |
|                           |   |          |       | 107       | H | Towson        | 77 68 | 65         | H | Drexel             | 59 61 |          |   |                    |       |                 |  |
|                           |   |          |       | 36        | H | James Madison | 51 58 | 36         | A | James Madison      | 49 84 |          |   |                    |       |                 |  |
|                           |   |          |       | 120       | A | UNCW          | 70 83 | 107        | A | Towson             | 83 88 |          |   |                    |       |                 |  |

Non-Div I Games:

Northeastern

■ Loss, 
 ■ Non-Conf, 
 ■ S Site, 
 ■ H Home 
 ■ A Away 
 N Neutral

|                   |          |           |                |            |             |               |      |      |       |           |
|-------------------|----------|-----------|----------------|------------|-------------|---------------|------|------|-------|-----------|
| Average RPI Win:  | 229      | WON-LOST  | WINNING        | LAST 10    | STRENGTH OF | OPP. STRENGTH | TEAM | ADJ. | CONF. | ADJ CONF. |
| Average RPI Loss: | 152      | RECORD    | PCT. RANK      | GAMES      | SCHEDULE    | OF SCHEDULE   | RPI  | RPI  | RPI   | RPI       |
| DIV. I ONLY       | 9- 17    | 261       | 0- 1           | 236        | 147         | 249           | 249  | 16   | 16    |           |
| DIV. I NON-CONF.  | 4- 5     | 190       | 0- 1           | 244        | 122         | 198           | 198  | 12   | 12    |           |
| TOTALS            | RPI 1-25 | RPI 26-50 | W-L RECORDS    | RPI 51-100 | RPI 101-150 | RPI 150+      |      |      |       |           |
| 9- 17             | 0- 0     | 0- 1      | OVERALL        | 1- 4       | 2- 4        | 6- 8          |      |      |       |           |
| 4- 6              | 0- 0     | 0- 1      | HOME           | 0- 2       | 1- 1        | 3- 2          |      |      |       |           |
| 5- 10             | 0- 0     | 0- 0      | AWAY           | 1- 2       | 1- 3        | 3- 5          |      |      |       |           |
| 0- 1              | 0- 0     | 0- 0      | NEUTRAL        | 0- 0       | 0- 0        | 0- 1          |      |      |       |           |
| 4- 5              | 0- 0     | 0- 1      | NON-CONFERENCE | 0- 1       | 2- 0        | 2- 3          |      |      |       |           |
| 2- 1              | 0- 0     | 0- 1      | HOME           | 0- 0       | 1- 0        | 1- 0          |      |      |       |           |
| 2- 3              | 0- 0     | 0- 0      | AWAY           | 0- 1       | 1- 0        | 1- 2          |      |      |       |           |
| 0- 1              | 0- 0     | 0- 0      | NEUTRAL        | 0- 0       | 0- 0        | 0- 1          |      |      |       |           |
| 5- 12             | 0- 0     | 0- 0      | CONFERENCE     | 1- 3       | 0- 4        | 4- 5          |      |      |       |           |
| 2- 5              | 0- 0     | 0- 0      | HOME           | 0- 2       | 0- 1        | 2- 2          |      |      |       |           |
| 3- 7              | 0- 0     | 0- 0      | AWAY           | 1- 1       | 0- 3        | 2- 3          |      |      |       |           |
| 0- 0              | 0- 0     | 0- 0      | NEUTRAL        | 0- 0       | 0- 0        | 0- 0          |      |      |       |           |

| RPI S                     | Opponent         | Score | RPI S | Opponent         | Score | RPI S | Opponent             | Score | RPI S | Opponent | Score | Team's RPI: 249 |
|---------------------------|------------------|-------|-------|------------------|-------|-------|----------------------|-------|-------|----------|-------|-----------------|
| 48                        | H New Mexico     | 55 84 | 73    | A Arizona        | 47 71 | 109   | A Northern Colo.     | 53 63 |       |          |       |                 |
|                           |                  |       | 89    | A Idaho          | 72 90 | 110   | A Loyola Marymount   | 63 62 |       |          |       |                 |
|                           |                  |       | 89    | H Idaho          | 69 86 | 111   | H Fresno St.         | 86 73 |       |          |       |                 |
|                           |                  |       | 92    | A Idaho St.      | 81 77 | 125   | A Portland St.       | 55 72 |       |          |       |                 |
|                           |                  |       | 92    | H Idaho St.      | 69 80 | 125   | H Portland St.       | 59 74 |       |          |       |                 |
|                           |                  |       |       |                  |       | 135   | A Montana St.        | 70 80 |       |          |       |                 |
|                           |                  |       |       |                  |       | 157   | A Washington         | 59 81 |       |          |       |                 |
|                           |                  |       |       |                  |       | 171   | A Montana            | 62 78 |       |          |       |                 |
|                           |                  |       |       |                  |       | 187   | A Eastern Wash.      | 76 81 |       |          |       |                 |
|                           |                  |       |       |                  |       | 187   | H Eastern Wash.      | 62 64 |       |          |       |                 |
|                           |                  |       |       |                  |       | 211   | N SMU                | 48 55 |       |          |       |                 |
|                           |                  |       |       |                  |       | 231   | A Sacramento St.     | 61 65 |       |          |       |                 |
|                           |                  |       |       |                  |       | 231   | H Sacramento St.     | 71 69 |       |          |       |                 |
|                           |                  |       |       |                  |       | 251   | H California Baptist | 91 88 |       |          |       |                 |
|                           |                  |       |       |                  |       | 276   | A Colorado St.       | 54 65 |       |          |       |                 |
|                           |                  |       |       |                  |       | 285   | A Southern Utah      | 78 69 |       |          |       |                 |
|                           |                  |       |       |                  |       | 285   | H Southern Utah      | 76 82 |       |          |       |                 |
|                           |                  |       |       |                  |       | 319   | A Weber St.          | 75 64 |       |          |       |                 |
|                           |                  |       |       |                  |       | 319   | H Weber St.          | 74 64 |       |          |       |                 |
|                           |                  |       |       |                  |       | 344   | A Seattle U          | 65 58 |       |          |       |                 |
| LAST 12 Division I GAMES: |                  |       |       |                  |       |       |                      |       |       |          |       |                 |
| 211                       | N SMU            | 48 55 | 92    | A Idaho St.      | 81 77 |       |                      |       |       |          |       |                 |
| 187                       | A Eastern Wash.  | 76 81 | 187   | H Eastern Wash.  | 62 64 |       |                      |       |       |          |       |                 |
| 89                        | A Idaho          | 72 90 | 89    | H Idaho          | 69 86 |       |                      |       |       |          |       |                 |
| 231                       | H Sacramento St. | 71 69 | 285   | A Southern Utah  | 78 69 |       |                      |       |       |          |       |                 |
| 125                       | H Portland St.   | 59 74 | 109   | A Northern Colo. | 53 63 |       |                      |       |       |          |       |                 |
| 319                       | A Weber St.      | 75 64 | 125   | A Portland St.   | 55 72 |       |                      |       |       |          |       |                 |

Non-Div I Games:

Northern Ariz.

■ Loss, 
 ■ Non-Conf, S Site, 
 ■ Home 
 ■ Away 
 N Neutral

|                              |          |           |                |             |               |          |      |       |           |
|------------------------------|----------|-----------|----------------|-------------|---------------|----------|------|-------|-----------|
| Average RPI Win: <b>183</b>  | WON-LOST | WINNING   | LAST 10        | STRENGTH OF | OPP. STRENGTH | TEAM     | ADJ. | CONF. | ADJ CONF. |
| Average RPI Loss: <b>165</b> | RECORD   | PCT. RANK | GAMES          | SCHEDULE    | OF SCHEDULE   | RPI      | RPI  | RPI   | RPI       |
| DIV. I ONLY                  | 17- 8    | 74        | 1- 0           | 205         | 117           | 109      | 109  | 16    | 16        |
| DIV. I NON-CONF.             | 5- 4     | 139       | 0- 0           | 280         | 38            | 149      | 149  | 12    | 12        |
| TOTALS                       | RPI 1-25 | RPI 26-50 | W-L RECORDS    | RPI 51-100  | RPI 101-150   | RPI 150+ |      |       |           |
| 17- 8                        | 0- 0     | 0- 1      | OVERALL        | 3- 1        | 2- 2          | 12- 4    |      |       |           |
| 9- 3                         | 0- 0     | 0- 0      | HOME           | 2- 0        | 1- 1          | 6- 2     |      |       |           |
| 8- 5                         | 0- 0     | 0- 1      | AWAY           | 1- 1        | 1- 1          | 6- 2     |      |       |           |
| 0- 0                         | 0- 0     | 0- 0      | NEUTRAL        | 0- 0        | 0- 0          | 0- 0     |      |       |           |
| 5- 4                         | 0- 0     | 0- 1      | NON-CONFERENCE | 0- 1        | 0- 0          | 5- 2     |      |       |           |
| 3- 0                         | 0- 0     | 0- 0      | HOME           | 0- 0        | 0- 0          | 3- 0     |      |       |           |
| 2- 4                         | 0- 0     | 0- 1      | AWAY           | 0- 1        | 0- 0          | 2- 2     |      |       |           |
| 0- 0                         | 0- 0     | 0- 0      | NEUTRAL        | 0- 0        | 0- 0          | 0- 0     |      |       |           |
| 12- 4                        | 0- 0     | 0- 0      | CONFERENCE     | 3- 0        | 2- 2          | 7- 2     |      |       |           |
| 6- 3                         | 0- 0     | 0- 0      | HOME           | 2- 0        | 1- 1          | 3- 2     |      |       |           |
| 6- 1                         | 0- 0     | 0- 0      | AWAY           | 1- 0        | 1- 1          | 4- 0     |      |       |           |
| 0- 0                         | 0- 0     | 0- 0      | NEUTRAL        | 0- 0        | 0- 0          | 0- 0     |      |       |           |

| RPI S                     | Opponent         | Score        | RPI S | Opponent         | Score        | RPI S | Opponent         | Score        | RPI S | Opponent | Score | Team's RPI: 109 |
|---------------------------|------------------|--------------|-------|------------------|--------------|-------|------------------|--------------|-------|----------|-------|-----------------|
| 28                        | A BYU            | 50 <b>70</b> | 67    | A LSU            | 57 <b>62</b> | 125   | A Portland St.   | 66 <b>85</b> |       |          |       |                 |
|                           |                  |              | 89    | A Idaho          | 86 72        | 125   | H Portland St.   | 79 63        |       |          |       |                 |
|                           |                  |              | 89    | H Idaho          | 77 72        | 135   | A Montana St.    | 84 73        |       |          |       |                 |
|                           |                  |              | 92    | H Idaho St.      | 60 56        | 135   | H Montana St.    | 66 <b>79</b> |       |          |       |                 |
|                           |                  |              |       |                  |              | 159   | H Denver         | 74 66        |       |          |       |                 |
|                           |                  |              |       |                  |              | 162   | H Chattanooga    | 68 65        |       |          |       |                 |
|                           |                  |              |       |                  |              | 165   | A Colorado       | 69 <b>77</b> |       |          |       |                 |
|                           |                  |              |       |                  |              | 171   | A Montana        | 73 62        |       |          |       |                 |
|                           |                  |              |       |                  |              | 171   | H Montana        | 79 61        |       |          |       |                 |
|                           |                  |              |       |                  |              | 187   | A Eastern Wash.  | 67 62        |       |          |       |                 |
|                           |                  |              |       |                  |              | 187   | H Eastern Wash.  | 72 <b>76</b> |       |          |       |                 |
|                           |                  |              |       |                  |              | 211   | H SMU            | 58 57        |       |          |       |                 |
|                           |                  |              |       |                  |              | 231   | A Sacramento St. | 71 61        |       |          |       |                 |
|                           |                  |              |       |                  |              | 231   | H Sacramento St. | 82 69        |       |          |       |                 |
|                           |                  |              |       |                  |              | 247   | A San Francisco  | 68 63        |       |          |       |                 |
|                           |                  |              |       |                  |              | 249   | H Northern Ariz. | 63 53        |       |          |       |                 |
|                           |                  |              |       |                  |              | 276   | A Colorado St.   | 53 47        |       |          |       |                 |
|                           |                  |              |       |                  |              | 285   | A Southern Utah  | 71 44        |       |          |       |                 |
|                           |                  |              |       |                  |              | 291   | A Air Force      | 57 <b>69</b> |       |          |       |                 |
|                           |                  |              |       |                  |              | 319   | H Weber St.      | 54 <b>55</b> |       |          |       |                 |
| LAST 12 Division I GAMES: |                  |              |       |                  |              |       |                  |              |       |          |       |                 |
| 171                       | H Montana        | 79 61        | 249   | H Northern Ariz. | 63 53        |       |                  |              |       |          |       |                 |
| 89                        | H Idaho          | 77 72        | 285   | A Southern Utah  | 71 44        |       |                  |              |       |          |       |                 |
| 187                       | H Eastern Wash.  | 72 <b>76</b> | 92    | H Idaho St.      | 60 56        |       |                  |              |       |          |       |                 |
| 231                       | A Sacramento St. | 71 61        | 319   | H Weber St.      | 54 <b>55</b> |       |                  |              |       |          |       |                 |
| 125                       | A Portland St.   | 66 <b>85</b> | 135   | H Montana St.    | 66 <b>79</b> |       |                  |              |       |          |       |                 |
| 135                       | A Montana St.    | 84 73        | 171   | A Montana        | 73 62        |       |                  |              |       |          |       |                 |

Non-Div I Games:

Northern Colo.

|                   |          |           |                |            |             |               |      |      |       |           |
|-------------------|----------|-----------|----------------|------------|-------------|---------------|------|------|-------|-----------|
| Average RPI Win:  | 205      | WON-LOST  | WINNING        | LAST 10    | STRENGTH OF | OPP. STRENGTH | TEAM | ADJ. | CONF. | ADJ CONF. |
| Average RPI Loss: | 64       | RECORD    | PCT. RANK      | GAMES      | SCHEDULE    | OF SCHEDULE   | RPI  | RPI  | RPI   | RPI       |
| DIV. I ONLY       | 16- 10   | 112       | 1- 0           | 118        | 93          | 99            | 99   | 7    | 7     |           |
| DIV. I NON-CONF.  | 8- 4     | 91        | 1- 0           | 273        | 148         | 137           | 137  | 9    | 9     |           |
| TOTALS            | RPI 1-25 | RPI 26-50 | W-L RECORDS    | RPI 51-100 | RPI 101-150 | RPI 150+      |      |      |       |           |
| 16- 10            | 0- 3     | 1- 3      | OVERALL        | 2- 2       | 2- 0        | 11- 2         |      |      |       |           |
| 11- 2             | 0- 1     | 1- 1      | HOME           | 2- 0       | 2- 0        | 6- 0          |      |      |       |           |
| 3- 8              | 0- 2     | 0- 2      | AWAY           | 0- 2       | 0- 0        | 3- 2          |      |      |       |           |
| 2- 0              | 0- 0     | 0- 0      | NEUTRAL        | 0- 0       | 0- 0        | 2- 0          |      |      |       |           |
| 8- 4              | 0- 1     | 0- 0      | NON-CONFERENCE | 1- 1       | 1- 0        | 6- 2          |      |      |       |           |
| 6- 0              | 0- 0     | 0- 0      | HOME           | 1- 0       | 1- 0        | 4- 0          |      |      |       |           |
| 0- 4              | 0- 1     | 0- 0      | AWAY           | 0- 1       | 0- 0        | 0- 2          |      |      |       |           |
| 2- 0              | 0- 0     | 0- 0      | NEUTRAL        | 0- 0       | 0- 0        | 2- 0          |      |      |       |           |
| 8- 6              | 0- 2     | 1- 3      | CONFERENCE     | 1- 1       | 1- 0        | 5- 0          |      |      |       |           |
| 5- 2              | 0- 1     | 1- 1      | HOME           | 1- 0       | 1- 0        | 2- 0          |      |      |       |           |
| 3- 4              | 0- 1     | 0- 2      | AWAY           | 0- 1       | 0- 0        | 3- 0          |      |      |       |           |
| 0- 0              | 0- 0     | 0- 0      | NEUTRAL        | 0- 0       | 0- 0        | 0- 0          |      |      |       |           |

| RPI 1-25                  |   |               |       | RPI 26-50 |   |               |       | RPI 51-100 Team's RPI: 99 |   |          |       | RPI 101+ |   |                  |         |
|---------------------------|---|---------------|-------|-----------|---|---------------|-------|---------------------------|---|----------|-------|----------|---|------------------|---------|
| RPI                       | S | Opponent      | Score | RPI       | S | Opponent      | Score | RPI                       | S | Opponent | Score | RPI      | S | Opponent         | Score   |
| 11                        | A | Iowa St.      | 60 70 | 32        | H | Ohio          | 53 69 | 55                        | A | Indiana  | 73 91 | 116      | H | Yale             | 89 80   |
| 23                        | A | Central Mich. | 52 76 | 42        | A | Miami (OH)    | 45 70 | 80                        | H | Toledo   | 54 52 | 148      | H | Akron            | 70 59   |
| 23                        | H | Central Mich. | 66 89 | 42        | H | Miami (OH)    | 82 71 | 85                        | A | Kent St. | 78 87 | 151      | A | Southern Ill.    | 73 82   |
|                           |   |               |       | 43        | A | Buffalo       | 64 93 | 90                        | H | UNI      | 70 59 | 171      | A | Montana          | 70 86   |
|                           |   |               |       |           |   |               |       |                           |   |          |       | 204      | A | Eastern Mich.    | 68 65   |
|                           |   |               |       |           |   |               |       |                           |   |          |       | 212      | A | Ball St.         | 93 83   |
|                           |   |               |       |           |   |               |       |                           |   |          |       | 218      | A | Bowling Green    | 66 52   |
|                           |   |               |       |           |   |               |       |                           |   |          |       | 218      | H | Bowling Green    | 88 47   |
|                           |   |               |       |           |   |               |       |                           |   |          |       | 219      | N | Nevada           | 98 69   |
|                           |   |               |       |           |   |               |       |                           |   |          |       | 235      | N | Western Ill.     | 86 61   |
|                           |   |               |       |           |   |               |       |                           |   |          |       | 269      | H | Western Mich.    | 77 64   |
|                           |   |               |       |           |   |               |       |                           |   |          |       | 272      | H | Brown            | 109 102 |
|                           |   |               |       |           |   |               |       |                           |   |          |       | 294      | H | Eastern Ill.     | 78 59   |
|                           |   |               |       |           |   |               |       |                           |   |          |       | 318      | H | North Dakota St. | 81 63   |
|                           |   |               |       |           |   |               |       |                           |   |          |       | 350      | H | Chicago St.      | 114 52  |
| LAST 12 Division I GAMES: |   |               |       |           |   |               |       |                           |   |          |       |          |   |                  |         |
| 219                       | N | Nevada        | 98 69 | 212       | A | Ball St.      | 93 83 |                           |   |          |       |          |   |                  |         |
| 90                        | H | UNI           | 70 59 | 218       | H | Bowling Green | 88 47 |                           |   |          |       |          |   |                  |         |
| 11                        | A | Iowa St.      | 60 70 | 204       | A | Eastern Mich. | 68 65 |                           |   |          |       |          |   |                  |         |
| 23                        | A | Central Mich. | 52 76 | 269       | H | Western Mich. | 77 64 |                           |   |          |       |          |   |                  |         |
| 80                        | H | Toledo        | 54 52 | 43        | A | Buffalo       | 64 93 |                           |   |          |       |          |   |                  |         |
| 42                        | A | Miami (OH)    | 45 70 | 32        | H | Ohio          | 53 69 |                           |   |          |       |          |   |                  |         |

Non-Div I Games:

Northern Ill.

|                              |          |           |                |             |               |          |      |       |           |
|------------------------------|----------|-----------|----------------|-------------|---------------|----------|------|-------|-----------|
| Average RPI Win: <b>256</b>  | WON-LOST | WINNING   | LAST 10        | STRENGTH OF | OPP. STRENGTH | TEAM     | ADJ. | CONF. | ADJ CONF. |
| Average RPI Loss: <b>131</b> | RECORD   | PCT. RANK | GAMES          | SCHEDULE    | OF SCHEDULE   | RPI      | RPI  | RPI   | RPI       |
| DIV. I ONLY                  | 8- 17    | 271       | 1- 0           | 128         | 214           | 253      | 253  | 21    | 21        |
| DIV. I NON-CONF.             | 0- 9     | 336       | 0- 0           | 48          | 146           | 289      | 289  | 18    | 18        |
| TOTALS                       | RPI 1-25 | RPI 26-50 | W-L RECORDS    | RPI 51-100  | RPI 101-150   | RPI 150+ |      |       |           |
| 8- 17                        | 0- 1     | 0- 0      | OVERALL        | 0- 6        | 2- 5          | 6- 5     |      |       |           |
| 7- 4                         | 0- 0     | 0- 0      | HOME           | 0- 3        | 2- 0          | 5- 1     |      |       |           |
| 1- 10                        | 0- 1     | 0- 0      | AWAY           | 0- 3        | 0- 3          | 1- 3     |      |       |           |
| 0- 3                         | 0- 0     | 0- 0      | NEUTRAL        | 0- 0        | 0- 2          | 0- 1     |      |       |           |
| 0- 9                         | 0- 1     | 0- 0      | NON-CONFERENCE | 0- 2        | 0- 3          | 0- 3     |      |       |           |
| 0- 2                         | 0- 0     | 0- 0      | HOME           | 0- 1        | 0- 0          | 0- 1     |      |       |           |
| 0- 4                         | 0- 1     | 0- 0      | AWAY           | 0- 1        | 0- 1          | 0- 1     |      |       |           |
| 0- 3                         | 0- 0     | 0- 0      | NEUTRAL        | 0- 0        | 0- 2          | 0- 1     |      |       |           |
| 8- 8                         | 0- 0     | 0- 0      | CONFERENCE     | 0- 4        | 2- 2          | 6- 2     |      |       |           |
| 7- 2                         | 0- 0     | 0- 0      | HOME           | 0- 2        | 2- 0          | 5- 0     |      |       |           |
| 1- 6                         | 0- 0     | 0- 0      | AWAY           | 0- 2        | 0- 2          | 1- 2     |      |       |           |
| 0- 0                         | 0- 0     | 0- 0      | NEUTRAL        | 0- 0        | 0- 0          | 0- 0     |      |       |           |

| RPI 1-25                  |   |                |              | RPI 26-50 |   |                |              | RPI 51-100 |   |            |              | RPI 101+ Team's RPI: 253 |   |                |              |
|---------------------------|---|----------------|--------------|-----------|---|----------------|--------------|------------|---|------------|--------------|--------------------------|---|----------------|--------------|
| RPI                       | S | Opponent       | Score        | RPI       | S | Opponent       | Score        | RPI        | S | Opponent   | Score        | RPI                      | S | Opponent       | Score        |
| 3                         | A | Louisville     | 59 <b>92</b> |           |   |                |              | 61         | H | Belmont    | 53 <b>71</b> | 102                      | N | Pepperdine     | 46 <b>51</b> |
|                           |   |                |              |           |   |                |              | 63         | A | Wright St. | 56 <b>78</b> | 112                      | A | Providence     | 43 <b>48</b> |
|                           |   |                |              |           |   |                |              | 63         | H | Wright St. | 55 <b>61</b> | 121                      | A | Youngstown St. | 66 <b>77</b> |
|                           |   |                |              |           |   |                |              | 75         | A | Green Bay  | 42 <b>70</b> | 121                      | H | Youngstown St. | 65 62        |
|                           |   |                |              |           |   |                |              | 75         | H | Green Bay  | 61 <b>81</b> | 130                      | A | IUPUI          | 48 <b>70</b> |
|                           |   |                |              |           |   |                |              | 85         | A | Kent St.   | 61 <b>62</b> | 130                      | H | IUPUI          | 60 57        |
|                           |   |                |              |           |   |                |              |            |   |            |              | 148                      | N | Akron          | 60 <b>77</b> |
|                           |   |                |              |           |   |                |              |            |   |            |              | 160                      | H | Illinois St.   | 53 <b>58</b> |
|                           |   |                |              |           |   |                |              |            |   |            |              | 196                      | A | Milwaukee      | 38 <b>59</b> |
|                           |   |                |              |           |   |                |              |            |   |            |              | 196                      | H | Milwaukee      | 55 54        |
|                           |   |                |              |           |   |                |              |            |   |            |              | 260                      | A | Austin Peay    | 48 <b>52</b> |
|                           |   |                |              |           |   |                |              |            |   |            |              | 283                      | A | Cleveland St.  | 47 <b>76</b> |
|                           |   |                |              |           |   |                |              |            |   |            |              | 283                      | H | Cleveland St.  | 74 55        |
|                           |   |                |              |           |   |                |              |            |   |            |              | 295                      | N | La Salle       | 56 <b>74</b> |
|                           |   |                |              |           |   |                |              |            |   |            |              | 310                      | H | Oakland        | 72 50        |
|                           |   |                |              |           |   |                |              |            |   |            |              | 333                      | H | Detroit Mercy  | 68 56        |
|                           |   |                |              |           |   |                |              |            |   |            |              | 337                      | A | UIC            | 67 49        |
|                           |   |                |              |           |   |                |              |            |   |            |              | 337                      | H | UIC            | 78 44        |
| LAST 12 Division I GAMES: |   |                |              |           |   |                |              |            |   |            |              |                          |   |                |              |
| 283                       | H | Cleveland St.  | 74 55        | 130       | H | IUPUI          | 60 57        |            |   |            |              |                          |   |                |              |
| 121                       | H | Youngstown St. | 65 62        | 310       | H | Oakland        | 72 50        |            |   |            |              |                          |   |                |              |
| 63                        | A | Wright St.     | 56 <b>78</b> | 333       | H | Detroit Mercy  | 68 56        |            |   |            |              |                          |   |                |              |
| 196                       | A | Milwaukee      | 38 <b>59</b> | 121       | A | Youngstown St. | 66 <b>77</b> |            |   |            |              |                          |   |                |              |
| 75                        | A | Green Bay      | 42 <b>70</b> | 283       | A | Cleveland St.  | 47 <b>76</b> |            |   |            |              |                          |   |                |              |
| 337                       | H | UIC            | 78 44        | 63        | H | Wright St.     | 55 <b>61</b> |            |   |            |              |                          |   |                |              |

Non-Div I Games: Alderson Broadus 73 32

Northern Ky.

■ Loss, 
 ■ Non-Conf, S Site, 
 ■ Home 
 ■ Away 
 N Neutral

## Northwestern

Through Games Of Feb. 26, 2019

| Average RPI Win:  | 155      | WON-LOST  | WINNING        | LAST 10    | STRENGTH OF | OPP. STRENGTH | TEAM | ADJ. | CONF. | ADJ CONF. |
|-------------------|----------|-----------|----------------|------------|-------------|---------------|------|------|-------|-----------|
| Average RPI Loss: | 69       | RECORD    | PCT. RANK      | GAMES      | SCHEDULE    | OF SCHEDULE   | RPI  | RPI  | RPI   | RPI       |
| DIV. I ONLY       | 16- 12   | 137       | 0- 1           | 100        | 45          | 108           | 108  | 5    | 5     |           |
| DIV. I NON-CONF.  | 7- 4     | 108       | 0- 1           | 249        | 41          | 158           | 158  | 6    | 6     |           |
| TOTALS            | RPI 1-25 | RPI 26-50 | W-L RECORDS    | RPI 51-100 | RPI 101-150 | RPI 150+      |      |      |       |           |
| 16- 12            | 0- 3     | 1- 2      | OVERALL        | 6- 3       | 2- 4        | 7- 0          |      |      |       |           |
| 10- 5             | 0- 1     | 1- 0      | HOME           | 3- 2       | 2- 2        | 4- 0          |      |      |       |           |
| 5- 6              | 0- 2     | 0- 2      | AWAY           | 3- 1       | 0- 1        | 2- 0          |      |      |       |           |
| 1- 1              | 0- 0     | 0- 0      | NEUTRAL        | 0- 0       | 0- 1        | 1- 0          |      |      |       |           |
| 7- 4              | 0- 2     | 0- 0      | NON-CONFERENCE | 2- 0       | 1- 2        | 4- 0          |      |      |       |           |
| 4- 2              | 0- 1     | 0- 0      | HOME           | 1- 0       | 1- 1        | 2- 0          |      |      |       |           |
| 2- 1              | 0- 1     | 0- 0      | AWAY           | 1- 0       | 0- 0        | 1- 0          |      |      |       |           |
| 1- 1              | 0- 0     | 0- 0      | NEUTRAL        | 0- 0       | 0- 1        | 1- 0          |      |      |       |           |
| 9- 8              | 0- 1     | 1- 2      | CONFERENCE     | 4- 3       | 1- 2        | 3- 0          |      |      |       |           |
| 6- 3              | 0- 0     | 1- 0      | HOME           | 2- 2       | 1- 1        | 2- 0          |      |      |       |           |
| 3- 5              | 0- 1     | 0- 2      | AWAY           | 2- 1       | 0- 1        | 1- 0          |      |      |       |           |
| 0- 0              | 0- 0     | 0- 0      | NEUTRAL        | 0- 0       | 0- 0        | 0- 0          |      |      |       |           |

| RPI 1-25                  |   |           |       | RPI 26-50 |   |              |       | RPI 51-100 |   |           |       | RPI 101+ Team's RPI: 108 |   |             |       |
|---------------------------|---|-----------|-------|-----------|---|--------------|-------|------------|---|-----------|-------|--------------------------|---|-------------|-------|
| RPI                       | S | Opponent  | Score | RPI       | S | Opponent     | Score | RPI        | S | Opponent  | Score | RPI                      | S | Opponent    | Score |
| 10                        | H | Marquette | 57 76 | 27        | A | Rutgers      | 41 45 | 55         | A | Indiana   | 75 69 | 106                      | A | Minnesota   | 64 73 |
| 13                        | A | Maryland  | 57 72 | 39        | H | Michigan St. | 70 62 | 55         | H | Indiana   | 69 49 | 106                      | H | Minnesota   | 54 61 |
| 25                        | A | DePaul    | 60 76 | 46        | A | Michigan     | 78 79 | 74         | A | Purdue    | 58 61 | 124                      | H | Pittsburgh  | 49 52 |
|                           |   |           |       |           |   |              |       | 74         | H | Purdue    | 54 57 | 126                      | H | Penn St.    | 78 63 |
|                           |   |           |       |           |   |              |       | 75         | A | Green Bay | 57 55 | 132                      | H | UT Martin   | 90 64 |
|                           |   |           |       |           |   |              |       | 77         | H | Ohio St.  | 76 59 | 140                      | N | Kansas      | 57 66 |
|                           |   |           |       |           |   |              |       | 84         | H | Duke      | 84 58 | 181                      | H | Wisconsin   | 72 46 |
|                           |   |           |       |           |   |              |       | 86         | A | Nebraska  | 58 54 | 209                      | A | Illinois    | 64 56 |
|                           |   |           |       |           |   |              |       | 86         | H | Nebraska  | 64 71 | 209                      | H | Illinois    | 68 45 |
|                           |   |           |       |           |   |              |       |            |   |           |       | 220                      | A | Florida     | 83 74 |
|                           |   |           |       |           |   |              |       |            |   |           |       | 245                      | N | Wichita St. | 65 43 |
|                           |   |           |       |           |   |              |       |            |   |           |       | 337                      | H | UIC         | 87 44 |
|                           |   |           |       |           |   |              |       |            |   |           |       | 350                      | H | Chicago St. | 97 35 |
| LAST 12 Division I GAMES: |   |           |       |           |   |              |       |            |   |           |       |                          |   |             |       |
| 140                       | N | Kansas    | 57 66 | 13        | A | Maryland     | 57 72 |            |   |           |       |                          |   |             |       |
| 55                        | H | Indiana   | 69 49 | 77        | H | Ohio St.     | 76 59 |            |   |           |       |                          |   |             |       |
| 86                        | H | Nebraska  | 64 71 | 106       | H | Minnesota    | 54 61 |            |   |           |       |                          |   |             |       |
| 74                        | A | Purdue    | 58 61 | 209       | A | Illinois     | 64 56 |            |   |           |       |                          |   |             |       |
| 126                       | H | Penn St.  | 78 63 | 86        | A | Nebraska     | 58 54 |            |   |           |       |                          |   |             |       |
| 106                       | A | Minnesota | 64 73 | 181       | H | Wisconsin    | 72 46 |            |   |           |       |                          |   |             |       |

Non-Div I Games:

Northwestern

■ Loss, 
■ Non-Conf, S Site, 
■ Home 
■ Away 
N Neutral

|                   |          |           |                |            |             |               |      |      |       |           |
|-------------------|----------|-----------|----------------|------------|-------------|---------------|------|------|-------|-----------|
| Average RPI Win:  | 329      | WON-LOST  | WINNING        | LAST 10    | STRENGTH OF | OPP. STRENGTH | TEAM | ADJ. | CONF. | ADJ CONF. |
| Average RPI Loss: | 171      | RECORD    | PCT. RANK      | GAMES      | SCHEDULE    | OF SCHEDULE   | RPI  | RPI  | RPI   | RPI       |
| DIV. I ONLY       | 5- 16    | 306       | 0- 0           | 288        | 284         | 322           | 322  | 25   | 25    |           |
| DIV. I NON-CONF.  | 1- 6     | 318       | 0- 0           | 303        | 112         | 340           | 340  | 23   | 23    |           |
| TOTALS            | RPI 1-25 | RPI 26-50 | W-L RECORDS    | RPI 51-100 | RPI 101-150 | RPI 150+      |      |      |       |           |
| 5- 16             | 0- 0     | 0- 1      | OVERALL        | 0- 4       | 0- 2        | 5- 9          |      |      |       |           |
| 4- 5              | 0- 0     | 0- 0      | HOME           | 0- 2       | 0- 0        | 4- 3          |      |      |       |           |
| 1- 11             | 0- 0     | 0- 1      | AWAY           | 0- 2       | 0- 2        | 1- 6          |      |      |       |           |
| 0- 0              | 0- 0     | 0- 0      | NEUTRAL        | 0- 0       | 0- 0        | 0- 0          |      |      |       |           |
| 1- 6              | 0- 0     | 0- 1      | NON-CONFERENCE | 0- 1       | 0- 2        | 1- 2          |      |      |       |           |
| 1- 1              | 0- 0     | 0- 0      | HOME           | 0- 0       | 0- 0        | 1- 1          |      |      |       |           |
| 0- 5              | 0- 0     | 0- 1      | AWAY           | 0- 1       | 0- 2        | 0- 1          |      |      |       |           |
| 0- 0              | 0- 0     | 0- 0      | NEUTRAL        | 0- 0       | 0- 0        | 0- 0          |      |      |       |           |
| 4- 10             | 0- 0     | 0- 0      | CONFERENCE     | 0- 3       | 0- 0        | 4- 7          |      |      |       |           |
| 3- 4              | 0- 0     | 0- 0      | HOME           | 0- 2       | 0- 0        | 3- 2          |      |      |       |           |
| 1- 6              | 0- 0     | 0- 0      | AWAY           | 0- 1       | 0- 0        | 1- 5          |      |      |       |           |
| 0- 0              | 0- 0     | 0- 0      | NEUTRAL        | 0- 0       | 0- 0        | 0- 0          |      |      |       |           |

| RPI S                     | Opponent           | Score  | RPI S | Opponent             | Score | RPI S | Opponent             | Score | RPI S | Opponent | Score | Team's RPI: 322 |
|---------------------------|--------------------|--------|-------|----------------------|-------|-------|----------------------|-------|-------|----------|-------|-----------------|
| 26                        | A Texas            | 66 104 | 59    | H Lamar University   | 70 94 | 129   | A Oklahoma           | 56 93 |       |          |       |                 |
|                           |                    |        | 79    | A SFA                | 56 84 | 147   | A Alabama            | 73 87 |       |          |       |                 |
|                           |                    |        | 79    | H SFA                | 67 87 | 164   | H Abilene Christian  | 63 72 |       |          |       |                 |
|                           |                    |        | 88    | A Arkansas           | 53 98 | 173   | A Nicholls St.       | 86 97 |       |          |       |                 |
|                           |                    |        |       |                      |       | 180   | A Southern Miss.     | 54 69 |       |          |       |                 |
|                           |                    |        |       |                      |       | 183   | A Sam Houston St.    | 55 66 |       |          |       |                 |
|                           |                    |        |       |                      |       | 246   | A A&M-Corpus Christi | 55 79 |       |          |       |                 |
|                           |                    |        |       |                      |       | 279   | A Central Ark.       | 52 74 |       |          |       |                 |
|                           |                    |        |       |                      |       | 290   | A New Orleans        | 73 84 |       |          |       |                 |
|                           |                    |        |       |                      |       | 290   | H New Orleans        | 62 67 |       |          |       |                 |
|                           |                    |        |       |                      |       | 306   | H Southeastern La.   | 58 47 |       |          |       |                 |
|                           |                    |        |       |                      |       | 316   | H La.-Monroe         | 55 63 |       |          |       |                 |
|                           |                    |        |       |                      |       | 323   | A McNeese            | 89 73 |       |          |       |                 |
|                           |                    |        |       |                      |       | 323   | H McNeese            | 82 63 |       |          |       |                 |
|                           |                    |        |       |                      |       | 341   | H Houston Baptist    | 63 46 |       |          |       |                 |
|                           |                    |        |       |                      |       | 351   | H Alcorn             | 78 65 |       |          |       |                 |
| LAST 12 Division I GAMES: |                    |        |       |                      |       |       |                      |       |       |          |       |                 |
| 341                       | H Houston Baptist  | 63 46  | 290   | H New Orleans        | 62 67 |       |                      |       |       |          |       |                 |
| 79                        | H SFA              | 67 87  | 306   | H Southeastern La.   | 58 47 |       |                      |       |       |          |       |                 |
| 59                        | H Lamar University | 70 94  | 183   | A Sam Houston St.    | 55 66 |       |                      |       |       |          |       |                 |
| 323                       | A McNeese          | 89 73  | 164   | H Abilene Christian  | 63 72 |       |                      |       |       |          |       |                 |
| 290                       | A New Orleans      | 73 84  | 79    | A SFA                | 56 84 |       |                      |       |       |          |       |                 |
| 279                       | A Central Ark.     | 52 74  | 246   | A A&M-Corpus Christi | 55 79 |       |                      |       |       |          |       |                 |

Non-Div I Games: Loyola (LA) 71 66 Central Baptist 82 56 LeTourneau 100 40 Centenary (LA) 94 51 Northwestern St.

Loss, Non-Conf, S Site, H Home A Away N Neutral



| Average RPI Win:  | 64       | WON-LOST  | WINNING        | LAST 10    | STRENGTH OF | OPP. STRENGTH | TEAM | ADJ. | CONF. | ADJ CONF. |
|-------------------|----------|-----------|----------------|------------|-------------|---------------|------|------|-------|-----------|
| Average RPI Loss: | 18       | RECORD    | PCT. RANK      | GAMES      | SCHEDULE    | OF SCHEDULE   | RPI  | RPI  | RPI   | RPI       |
| DIV. I ONLY       | 26- 3    | 5         | 1- 0           | 1          | 2           | 1             | 1    | 1    | 1     | 1         |
| DIV. I NON-CONF.  | 13- 1    | 9         | 1- 0           | 1          | 7           | 1             | 1    | 1    | 1     | 1         |
| TOTALS            | RPI 1-25 | RPI 26-50 | W-L RECORDS    | RPI 51-100 | RPI 101-150 | RPI 150+      |      |      |       |           |
| 26- 3             | 10- 2    | 4- 1      | OVERALL        | 5- 0       | 6- 0        | 1- 0          |      |      |       |           |
| 13- 1             | 3- 1     | 1- 0      | HOME           | 3- 0       | 5- 0        | 1- 0          |      |      |       |           |
| 10- 2             | 4- 1     | 3- 1      | AWAY           | 2- 0       | 1- 0        | 0- 0          |      |      |       |           |
| 3- 0              | 3- 0     | 0- 0      | NEUTRAL        | 0- 0       | 0- 0        | 0- 0          |      |      |       |           |
| 13- 1             | 6- 1     | 1- 0      | NON-CONFERENCE | 3- 0       | 2- 0        | 1- 0          |      |      |       |           |
| 6- 1              | 1- 1     | 0- 0      | HOME           | 2- 0       | 2- 0        | 1- 0          |      |      |       |           |
| 4- 0              | 2- 0     | 1- 0      | AWAY           | 1- 0       | 0- 0        | 0- 0          |      |      |       |           |
| 3- 0              | 3- 0     | 0- 0      | NEUTRAL        | 0- 0       | 0- 0        | 0- 0          |      |      |       |           |
| 13- 2             | 4- 1     | 3- 1      | CONFERENCE     | 2- 0       | 4- 0        | 0- 0          |      |      |       |           |
| 7- 0              | 2- 0     | 1- 0      | HOME           | 1- 0       | 3- 0        | 0- 0          |      |      |       |           |
| 6- 2              | 2- 1     | 2- 1      | AWAY           | 1- 0       | 1- 0        | 0- 0          |      |      |       |           |
| 0- 0              | 0- 0     | 0- 0      | NEUTRAL        | 0- 0       | 0- 0        | 0- 0          |      |      |       |           |

| RPI                       | S | Opponent       | Score  | RPI | S | Opponent       | Score  | RPI | S | Opponent      | Score  | RPI | S | Opponent       | Score  |
|---------------------------|---|----------------|--------|-----|---|----------------|--------|-----|---|---------------|--------|-----|---|----------------|--------|
| 3                         | H | Louisville     | 82 68  | 31  | A | North Carolina | 73 78  | 60  | A | Virginia Tech | 80 51  | 115 | A | Boston College | 97 47  |
| 6                         | H | UConn          | 71 89  | 40  | A | Georgia Tech   | 76 55  | 72  | H | Penn          | 75 55  | 115 | H | Boston College | 92 63  |
| 7                         | H | Iowa           | 105 71 | 40  | H | Georgia Tech   | 90 50  | 80  | A | Toledo        | 72 56  | 119 | H | Western Ky.    | 94 53  |
| 8                         | A | NC State       | 95 72  | 41  | A | Clemson        | 101 63 | 81  | H | Harvard       | 103 58 | 124 | H | Pittsburgh     | 100 44 |
| 10                        | A | Marquette      | 87 63  | 44  | A | Tennessee      | 77 62  | 84  | H | Duke          | 89 61  | 128 | H | Wake Forest    | 78 48  |
| 12                        | A | Syracuse       | 98 68  |     |   |                |        |     |   |               |        | 139 | H | Lehigh         | 95 68  |
| 14                        | N | Gonzaga        | 81 65  |     |   |                |        |     |   |               |        | 248 | H | Binghamton     | 103 53 |
| 18                        | A | Miami (FL)     | 65 72  |     |   |                |        |     |   |               |        |     |   |                |        |
| 20                        | H | Florida St.    | 97 70  |     |   |                |        |     |   |               |        |     |   |                |        |
| 21                        | N | Oregon St.     | 91 81  |     |   |                |        |     |   |               |        |     |   |                |        |
| 24                        | N | Drake          | 82 64  |     |   |                |        |     |   |               |        |     |   |                |        |
| 25                        | A | DePaul         | 101 77 |     |   |                |        |     |   |               |        |     |   |                |        |
| LAST 12 Division I GAMES: |   |                |        |     |   |                |        |     |   |               |        |     |   |                |        |
| 21                        | N | Oregon St.     | 91 81  | 20  | H | Florida St.    | 97 70  |     |   |               |        |     |   |                |        |
| 24                        | N | Drake          | 82 64  | 18  | A | Miami (FL)     | 65 72  |     |   |               |        |     |   |                |        |
| 12                        | A | Syracuse       | 98 68  | 40  | H | Georgia Tech   | 90 50  |     |   |               |        |     |   |                |        |
| 84                        | H | Duke           | 89 61  | 41  | A | Clemson        | 101 63 |     |   |               |        |     |   |                |        |
| 8                         | A | NC State       | 95 72  | 31  | A | North Carolina | 73 78  |     |   |               |        |     |   |                |        |
| 115                       | A | Boston College | 97 47  | 44  | A | Tennessee      | 77 62  |     |   |               |        |     |   |                |        |

Non-Div I Games:

Notre Dame

| RPI 1-25                  |   |               |        | RPI 26-50 |   |                |        | RPI 51-100 |   |            |       | RPI 101+ |   |                |       | Team's RPI: 310 |  |
|---------------------------|---|---------------|--------|-----------|---|----------------|--------|------------|---|------------|-------|----------|---|----------------|-------|-----------------|--|
| RPI                       | S | Opponent      | Score  | RPI       | S | Opponent       | Score  | RPI        | S | Opponent   | Score | RPI      | S | Opponent       | Score |                 |  |
| 23                        | A | Central Mich. | 61 104 | 39        | H | Michigan St.   | 58 102 | 55         | H | Indiana    | 32 59 | 121      | A | Youngstown St. | 61 76 |                 |  |
|                           |   |               |        | 46        | H | Michigan       | 59 85  | 63         | A | Wright St. | 58 69 | 121      | H | Youngstown St. | 55 69 |                 |  |
|                           |   |               |        |           |   |                |        | 75         | A | Green Bay  | 32 72 | 130      | A | IUPUI          | 53 82 |                 |  |
|                           |   |               |        |           |   |                |        | 75         | H | Green Bay  | 53 77 | 130      | H | IUPUI          | 70 76 |                 |  |
|                           |   |               |        |           |   |                |        | 85         | A | Kent St.   | 65 75 | 148      | N | Akron          | 65 85 |                 |  |
|                           |   |               |        |           |   |                |        |            |   |            |       | 156      | A | Bradley        | 64 73 |                 |  |
|                           |   |               |        |           |   |                |        |            |   |            |       | 160      | A | Illinois St.   | 56 62 |                 |  |
|                           |   |               |        |           |   |                |        |            |   |            |       | 196      | A | Milwaukee      | 53 83 |                 |  |
|                           |   |               |        |           |   |                |        |            |   |            |       | 196      | H | Milwaukee      | 52 79 |                 |  |
|                           |   |               |        |           |   |                |        |            |   |            |       | 253      | A | Northern Ky.   | 50 72 |                 |  |
|                           |   |               |        |           |   |                |        |            |   |            |       | 281      | H | Canisius       | 71 60 |                 |  |
|                           |   |               |        |           |   |                |        |            |   |            |       | 283      | A | Cleveland St.  | 90 98 |                 |  |
|                           |   |               |        |           |   |                |        |            |   |            |       | 283      | H | Cleveland St.  | 62 64 |                 |  |
|                           |   |               |        |           |   |                |        |            |   |            |       | 333      | A | Detroit Mercy  | 76 65 |                 |  |
|                           |   |               |        |           |   |                |        |            |   |            |       | 333      | H | Detroit Mercy  | 74 67 |                 |  |
|                           |   |               |        |           |   |                |        |            |   |            |       | 337      | A | UIC            | 65 69 |                 |  |
|                           |   |               |        |           |   |                |        |            |   |            |       | 337      | H | UIC            | 74 57 |                 |  |
| LAST 12 Division I GAMES: |   |               |        |           |   |                |        |            |   |            |       |          |   |                |       |                 |  |
| 196                       | A | Milwaukee     | 53 83  | 121       | A | Youngstown St. | 61 76  |            |   |            |       |          |   |                |       |                 |  |
| 75                        | A | Green Bay     | 32 72  | 253       | A | Northern Ky.   | 50 72  |            |   |            |       |          |   |                |       |                 |  |
| 337                       | H | UIC           | 74 57  | 63        | A | Wright St.     | 58 69  |            |   |            |       |          |   |                |       |                 |  |
| 130                       | H | IUPUI         | 70 76  | 75        | H | Green Bay      | 53 77  |            |   |            |       |          |   |                |       |                 |  |
| 333                       | A | Detroit Mercy | 76 65  | 196       | H | Milwaukee      | 52 79  |            |   |            |       |          |   |                |       |                 |  |
| 283                       | A | Cleveland St. | 90 98  | 130       | A | IUPUI          | 53 82  |            |   |            |       |          |   |                |       |                 |  |

Rochester College 64 46

|                  |    |    |
|------------------|----|----|
| Grace Bible (MI) | 94 | 48 |
|------------------|----|----|

Non-Div I Games:

| Average RPI Win:  | 171      | WON-LOST  | WINNING        | LAST 10    | STRENGTH OF | OPP. STRENGTH | TEAM | ADJ. | CONF. | ADJ CONF. |
|-------------------|----------|-----------|----------------|------------|-------------|---------------|------|------|-------|-----------|
| Average RPI Loss: | 48       | RECORD    | PCT. RANK      | GAMES      | SCHEDULE    | OF SCHEDULE   | RPI  | RPI  | RPI   | RPI       |
| DIV. I ONLY       | 22- 3    | 11        | 1- 0           | 137        | 90          | 32            | 32   | 7    | 7     |           |
| DIV. I NON-CONF.  | 11- 0    | 1         | 0- 0           | 274        | 167         | 42            | 42   | 9    | 9     |           |
| TOTALS            | RPI 1-25 | RPI 26-50 | W-L RECORDS    | RPI 51-100 | RPI 101-150 | RPI 150+      |      |      |       |           |
| 22- 3             | 1- 1     | 1- 1      | OVERALL        | 6- 1       | 3- 0        | 11- 0         |      |      |       |           |
| 11- 2             | 0- 1     | 0- 1      | HOME           | 2- 0       | 2- 0        | 7- 0          |      |      |       |           |
| 9- 1              | 1- 0     | 1- 0      | AWAY           | 3- 1       | 1- 0        | 3- 0          |      |      |       |           |
| 2- 0              | 0- 0     | 0- 0      | NEUTRAL        | 1- 0       | 0- 0        | 1- 0          |      |      |       |           |
| 11- 0             | 0- 0     | 0- 0      | NON-CONFERENCE | 3- 0       | 2- 0        | 6- 0          |      |      |       |           |
| 6- 0              | 0- 0     | 0- 0      | HOME           | 1- 0       | 1- 0        | 4- 0          |      |      |       |           |
| 3- 0              | 0- 0     | 0- 0      | AWAY           | 1- 0       | 1- 0        | 1- 0          |      |      |       |           |
| 2- 0              | 0- 0     | 0- 0      | NEUTRAL        | 1- 0       | 0- 0        | 1- 0          |      |      |       |           |
| 11- 3             | 1- 1     | 1- 1      | CONFERENCE     | 3- 1       | 1- 0        | 5- 0          |      |      |       |           |
| 5- 2              | 0- 1     | 0- 1      | HOME           | 1- 0       | 1- 0        | 3- 0          |      |      |       |           |
| 6- 1              | 1- 0     | 1- 0      | AWAY           | 2- 1       | 0- 0        | 2- 0          |      |      |       |           |
| 0- 0              | 0- 0     | 0- 0      | NEUTRAL        | 0- 0       | 0- 0        | 0- 0          |      |      |       |           |

| RPI 1-25                  |   |               |       | RPI 26-50 |   |               |       | Team's RPI: 32 |     | RPI 51-100 |                  |       |     | RPI 101+ |                 |        |  |
|---------------------------|---|---------------|-------|-----------|---|---------------|-------|----------------|-----|------------|------------------|-------|-----|----------|-----------------|--------|--|
| RPI                       | S | Opponent      | Score | RPI       | S | Opponent      | Score |                | RPI | S          | Opponent         | Score | RPI | S        | Opponent        | Score  |  |
| 23                        | A | Central Mich. | 78 75 | 42        | H | Miami (OH)    | 61 67 |                | 59  | N          | Lamar University | 87 62 | 120 | H        | UNCW            | 95 72  |  |
| 23                        | H | Central Mich. | 70 88 | 43        | A | Buffalo       | 74 71 |                | 74  | H          | Purdue           | 80 73 | 130 | A        | IUPUI           | 73 66  |  |
|                           |   |               |       |           |   |               |       |                | 78  | A          | American         | 77 67 | 148 | H        | Akron           | 92 70  |  |
|                           |   |               |       |           |   |               |       |                | 80  | A          | Toledo           | 50 76 | 204 | H        | Eastern Mich.   | 85 44  |  |
|                           |   |               |       |           |   |               |       |                | 85  | A          | Kent St.         | 69 67 | 212 | A        | Ball St.        | 90 75  |  |
|                           |   |               |       |           |   |               |       |                | 85  | H          | Kent St.         | 83 81 | 212 | H        | Ball St.        | 94 62  |  |
|                           |   |               |       |           |   |               |       |                | 99  | A          | Northern Ill.    | 69 53 | 218 | A        | Bowling Green   | 82 79  |  |
|                           |   |               |       |           |   |               |       |                |     |            |                  |       | 241 | N        | St. Bonaventure | 70 53  |  |
|                           |   |               |       |           |   |               |       |                |     |            |                  |       | 248 | H        | Binghamton      | 86 49  |  |
|                           |   |               |       |           |   |               |       |                |     |            |                  |       | 269 | H        | Western Mich.   | 70 56  |  |
|                           |   |               |       |           |   |               |       |                |     |            |                  |       | 271 | A        | Richmond        | 109 58 |  |
|                           |   |               |       |           |   |               |       |                |     |            |                  |       | 283 | H        | Cleveland St.   | 72 54  |  |
|                           |   |               |       |           |   |               |       |                |     |            |                  |       | 327 | H        | Eastern Ky.     | 100 60 |  |
|                           |   |               |       |           |   |               |       |                |     |            |                  |       | 328 | H        | Coppin St.      | 87 62  |  |
| LAST 12 Division I GAMES: |   |               |       |           |   |               |       |                |     |            |                  |       |     |          |                 |        |  |
|                           |   |               |       | 85        | A | Kent St.      | 69 67 |                | 42  | H          | Miami (OH)       | 61 67 |     |          |                 |        |  |
|                           |   |               |       | 269       | H | Western Mich. | 70 56 |                | 218 | A          | Bowling Green    | 82 79 |     |          |                 |        |  |
|                           |   |               |       | 80        | A | Toledo        | 50 76 |                | 99  | A          | Northern Ill.    | 69 53 |     |          |                 |        |  |
|                           |   |               |       | 23        | A | Central Mich. | 78 75 |                | 204 | H          | Eastern Mich.    | 85 44 |     |          |                 |        |  |
|                           |   |               |       | 148       | H | Akron         | 92 70 |                | 85  | H          | Kent St.         | 83 81 |     |          |                 |        |  |
|                           |   |               |       | 212       | H | Ball St.      | 94 62 |                | 212 | A          | Ball St.         | 90 75 |     |          |                 |        |  |

Non-Div I Games:

Ohio

|                   |          |           |                |            |             |               |      |      |       |           |
|-------------------|----------|-----------|----------------|------------|-------------|---------------|------|------|-------|-----------|
| Average RPI Win:  | 121      | WON-LOST  | WINNING        | LAST 10    | STRENGTH OF | OPP. STRENGTH | TEAM | ADJ. | CONF. | ADJ CONF. |
| Average RPI Loss: | 63       | RECORD    | PCT. RANK      | GAMES      | SCHEDULE    | OF SCHEDULE   | RPI  | RPI  | RPI   | RPI       |
| DIV. I ONLY       | 13- 12   | 160       | 1- 0           | 31         | 23          | 77            | 77   | 5    | 5     |           |
| DIV. I NON-CONF.  | 4- 5     | 190       | 0- 0           | 126        | 8           | 189           | 189  | 6    | 6     |           |
| TOTALS            | RPI 1-25 | RPI 26-50 | W-L RECORDS    | RPI 51-100 | RPI 101-150 | RPI 150+      |      |      |       |           |
| 13- 12            | 0- 4     | 4- 1      | OVERALL        | 2- 4       | 3- 2        | 4- 1          |      |      |       |           |
| 9- 4              | 0- 2     | 2- 0      | HOME           | 2- 1       | 1- 1        | 4- 0          |      |      |       |           |
| 4- 6              | 0- 2     | 2- 1      | AWAY           | 0- 1       | 2- 1        | 0- 1          |      |      |       |           |
| 0- 2              | 0- 0     | 0- 0      | NEUTRAL        | 0- 2       | 0- 0        | 0- 0          |      |      |       |           |
| 4- 5              | 0- 1     | 1- 0      | NON-CONFERENCE | 1- 2       | 0- 1        | 2- 1          |      |      |       |           |
| 4- 1              | 0- 0     | 1- 0      | HOME           | 1- 0       | 0- 1        | 2- 0          |      |      |       |           |
| 0- 2              | 0- 1     | 0- 0      | AWAY           | 0- 0       | 0- 0        | 0- 1          |      |      |       |           |
| 0- 2              | 0- 0     | 0- 0      | NEUTRAL        | 0- 2       | 0- 0        | 0- 0          |      |      |       |           |
| 9- 7              | 0- 3     | 3- 1      | CONFERENCE     | 1- 2       | 3- 1        | 2- 0          |      |      |       |           |
| 5- 3              | 0- 2     | 1- 0      | HOME           | 1- 1       | 1- 0        | 2- 0          |      |      |       |           |
| 4- 4              | 0- 1     | 2- 1      | AWAY           | 0- 1       | 2- 1        | 0- 0          |      |      |       |           |
| 0- 0              | 0- 0     | 0- 0      | NEUTRAL        | 0- 0       | 0- 0        | 0- 0          |      |      |       |           |

| RPI 1-25                  |   |          |       | RPI 26-50 |   |                |       | RPI 51-100 Team's RPI: 77 |   |               |       | RPI 101+ |   |               |       |
|---------------------------|---|----------|-------|-----------|---|----------------|-------|---------------------------|---|---------------|-------|----------|---|---------------|-------|
| RPI                       | S | Opponent | Score | RPI       | S | Opponent       | Score | RPI                       | S | Opponent      | Score | RPI      | S | Opponent      | Score |
| 6                         | A | UConn    | 53 85 | 27        | A | Rutgers        | 59 39 | 54                        | N | Butler        | 53 66 | 106      | A | Minnesota     | 65 55 |
| 7                         | H | Iowa     | 52 78 | 31        | H | North Carolina | 76 69 | 55                        | H | Indiana       | 55 50 | 108      | A | Northwestern  | 59 76 |
| 13                        | A | Maryland | 69 75 | 39        | A | Michigan St.   | 77 70 | 60                        | N | Virginia Tech | 73 81 | 126      | A | Penn St.      | 76 71 |
| 13                        | H | Maryland | 57 70 | 39        | H | Michigan St.   | 65 55 | 74                        | A | Purdue        | 42 60 | 126      | H | Penn St.      | 78 73 |
|                           |   |          |       | 46        | A | Michigan       | 58 62 | 82                        | H | Cincinnati    | 69 56 | 133      | H | South Fla.    | 47 71 |
|                           |   |          |       |           |   |                |       | 86                        | H | Nebraska      | 69 78 | 157      | A | Washington    | 59 69 |
|                           |   |          |       |           |   |                |       |                           |   |               |       | 181      | H | Wisconsin     | 70 68 |
|                           |   |          |       |           |   |                |       |                           |   |               |       | 209      | H | Illinois      | 78 70 |
|                           |   |          |       |           |   |                |       |                           |   |               |       | 220      | H | Florida       | 46 41 |
|                           |   |          |       |           |   |                |       |                           |   |               |       | 333      | H | Detroit Mercy | 55 41 |
| LAST 12 Division I GAMES: |   |          |       |           |   |                |       |                           |   |               |       |          |   |               |       |
|                           |   |          |       | 39        | A | Michigan St.   | 77 70 | 209                       | H | Illinois      | 78 70 |          |   |               |       |
|                           |   |          |       | 181       | H | Wisconsin      | 70 68 | 106                       | A | Minnesota     | 65 55 |          |   |               |       |
|                           |   |          |       | 27        | A | Rutgers        | 59 39 | 13                        | H | Maryland      | 57 70 |          |   |               |       |
|                           |   |          |       | 7         | H | Iowa           | 52 78 | 46                        | A | Michigan      | 58 62 |          |   |               |       |
|                           |   |          |       | 126       | H | Penn St.       | 78 73 | 126                       | A | Penn St.      | 76 71 |          |   |               |       |
|                           |   |          |       | 108       | A | Northwestern   | 59 76 | 39                        | H | Michigan St.  | 65 55 |          |   |               |       |

Non-Div I Games:

Ohio St.

|                   |          |           |                |            |             |               |      |      |       |           |
|-------------------|----------|-----------|----------------|------------|-------------|---------------|------|------|-------|-----------|
| Average RPI Win:  | 176      | WON-LOST  | WINNING        | LAST 10    | STRENGTH OF | OPP. STRENGTH | TEAM | ADJ. | CONF. | ADJ CONF. |
| Average RPI Loss: | 50       | RECORD    | PCT. RANK      | GAMES      | SCHEDULE    | OF SCHEDULE   | RPI  | RPI  | RPI   | RPI       |
| DIV. I ONLY       | 8- 19    | 276       | 0- 1           | 7          | 28          | 129           | 129  | 3    | 3     |           |
| DIV. I NON-CONF.  | 4- 7     | 228       | 0- 1           | 30         | 74          | 147           | 147  | 3    | 3     |           |
| TOTALS            | RPI 1-25 | RPI 26-50 | W-L RECORDS    | RPI 51-100 | RPI 101-150 | RPI 150+      |      |      |       |           |
| 8- 19             | 0- 6     | 0- 8      | OVERALL        | 1- 1       | 4- 4        | 3- 0          |      |      |       |           |
| 6- 7              | 0- 4     | 0- 2      | HOME           | 0- 1       | 4- 0        | 2- 0          |      |      |       |           |
| 2- 10             | 0- 2     | 0- 5      | AWAY           | 1- 0       | 0- 3        | 1- 0          |      |      |       |           |
| 0- 2              | 0- 0     | 0- 1      | NEUTRAL        | 0- 0       | 0- 1        | 0- 0          |      |      |       |           |
| 4- 7              | 0- 2     | 0- 3      | NON-CONFERENCE | 0- 0       | 1- 2        | 3- 0          |      |      |       |           |
| 3- 2              | 0- 2     | 0- 0      | HOME           | 0- 0       | 1- 0        | 2- 0          |      |      |       |           |
| 1- 3              | 0- 0     | 0- 2      | AWAY           | 0- 0       | 0- 1        | 1- 0          |      |      |       |           |
| 0- 2              | 0- 0     | 0- 1      | NEUTRAL        | 0- 0       | 0- 1        | 0- 0          |      |      |       |           |
| 4- 12             | 0- 4     | 0- 5      | CONFERENCE     | 1- 1       | 3- 2        | 0- 0          |      |      |       |           |
| 3- 5              | 0- 2     | 0- 2      | HOME           | 0- 1       | 3- 0        | 0- 0          |      |      |       |           |
| 1- 7              | 0- 2     | 0- 3      | AWAY           | 1- 0       | 0- 2        | 0- 0          |      |      |       |           |
| 0- 0              | 0- 0     | 0- 0      | NEUTRAL        | 0- 0       | 0- 0        | 0- 0          |      |      |       |           |

| RPI 1-25                  |   |                    |        | RPI 26-50 |   |                    |       | RPI 51-100 |   |               |       | RPI 101+ Team's RPI: 129 |   |              |       |
|---------------------------|---|--------------------|--------|-----------|---|--------------------|-------|------------|---|---------------|-------|--------------------------|---|--------------|-------|
| RPI                       | S | Opponent           | Score  | RPI       | S | Opponent           | Score | RPI        | S | Opponent      | Score | RPI                      | S | Opponent     | Score |
| 2                         | A | Baylor             | 53 87  | 26        | A | Texas              | 63 73 | 71         | A | West Virginia | 80 69 | 103                      | N | UAB          | 84 89 |
| 2                         | H | Baylor             | 53 74  | 26        | H | Texas              | 67 76 | 71         | H | West Virginia | 55 66 | 119                      | H | Western Ky.  | 90 83 |
| 6                         | H | UConn              | 63 72  | 37        | A | Kansas St.         | 56 86 |            |   |               |       | 127                      | A | Oklahoma St. | 74 84 |
| 11                        | A | Iowa St.           | 78 104 | 37        | H | Kansas St.         | 75 83 |            |   |               |       | 127                      | H | Oklahoma St. | 75 66 |
| 11                        | H | Iowa St.           | 70 91  | 41        | N | Clemson            | 62 74 |            |   |               |       | 133                      | A | South Fla.   | 70 87 |
| 25                        | H | DePaul             | 76 87  | 47        | A | Auburn             | 79 95 |            |   |               |       | 140                      | A | Kansas       | 79 88 |
|                           |   |                    |        | 48        | A | New Mexico         | 80 84 |            |   |               |       | 140                      | H | Kansas       | 78 67 |
|                           |   |                    |        | 50        | A | TCU                | 71 86 |            |   |               |       | 141                      | H | Texas Tech   | 66 61 |
| LAST 12 Division I GAMES: |   |                    |        |           |   |                    |       |            |   |               |       |                          |   |              |       |
|                           |   | 41 N Clemson       | 62 74  |           |   | 37 H Kansas St.    | 75 83 |            |   |               |       |                          |   |              |       |
|                           |   | 127 H Oklahoma St. | 75 66  |           |   | 127 A Oklahoma St. | 74 84 |            |   |               |       |                          |   |              |       |
|                           |   | 71 A West Virginia | 80 69  |           |   | 26 H Texas         | 67 76 |            |   |               |       |                          |   |              |       |
|                           |   | 11 H Iowa St.      | 70 91  |           |   | 140 A Kansas       | 79 88 |            |   |               |       |                          |   |              |       |
|                           |   | 2 A Baylor         | 53 87  |           |   | 2 H Baylor         | 53 74 |            |   |               |       |                          |   |              |       |
|                           |   | 140 H Kansas       | 78 67  |           |   | 50 A TCU           | 71 86 |            |   |               |       |                          |   |              |       |

Non-Div I Games:

Oklahoma

■ Loss, 
■ Non-Conf, 
■ S Site, 
■ H Home 
■ A Away 
N Neutral

|                   |          |           |                |            |             |               |      |      |       |           |
|-------------------|----------|-----------|----------------|------------|-------------|---------------|------|------|-------|-----------|
| Average RPI Win:  | 181      | WON-LOST  | WINNING        | LAST 10    | STRENGTH OF | OPP. STRENGTH | TEAM | ADJ. | CONF. | ADJ CONF. |
| Average RPI Loss: | 50       | RECORD    | PCT. RANK      | GAMES      | SCHEDULE    | OF SCHEDULE   | RPI  | RPI  | RPI   | RPI       |
| DIV. I ONLY       | 14- 13   | 168       | 0- 1           | 75         | 36          | 127           | 127  | 3    | 3     |           |
| DIV. I NON-CONF.  | 9- 2     | 43        | 0- 0           | 241        | 175         | 100           | 100  | 3    | 3     |           |
| TOTALS            | RPI 1-25 | RPI 26-50 | W-L RECORDS    | RPI 51-100 | RPI 101-150 | RPI 150+      |      |      |       |           |
| 14- 13            | 0- 3     | 1- 6      | OVERALL        | 0- 2       | 5- 2        | 8- 0          |      |      |       |           |
| 12- 5             | 0- 2     | 1- 2      | HOME           | 0- 1       | 4- 0        | 7- 0          |      |      |       |           |
| 2- 8              | 0- 1     | 0- 4      | AWAY           | 0- 1       | 1- 2        | 1- 0          |      |      |       |           |
| 0- 0              | 0- 0     | 0- 0      | NEUTRAL        | 0- 0       | 0- 0        | 0- 0          |      |      |       |           |
| 9- 2              | 0- 0     | 0- 2      | NON-CONFERENCE | 0- 0       | 1- 0        | 8- 0          |      |      |       |           |
| 8- 1              | 0- 0     | 0- 1      | HOME           | 0- 0       | 1- 0        | 7- 0          |      |      |       |           |
| 1- 1              | 0- 0     | 0- 1      | AWAY           | 0- 0       | 0- 0        | 1- 0          |      |      |       |           |
| 0- 0              | 0- 0     | 0- 0      | NEUTRAL        | 0- 0       | 0- 0        | 0- 0          |      |      |       |           |
| 5- 11             | 0- 3     | 1- 4      | CONFERENCE     | 0- 2       | 4- 2        | 0- 0          |      |      |       |           |
| 4- 4              | 0- 2     | 1- 1      | HOME           | 0- 1       | 3- 0        | 0- 0          |      |      |       |           |
| 1- 7              | 0- 1     | 0- 3      | AWAY           | 0- 1       | 1- 2        | 0- 0          |      |      |       |           |
| 0- 0              | 0- 0     | 0- 0      | NEUTRAL        | 0- 0       | 0- 0        | 0- 0          |      |      |       |           |

| RPI 1-25                  |   |               |       | RPI 26-50 |   |            |       | RPI 51-100 |   |               |       | RPI 101+ Team's RPI: 127 |   |                 |       |
|---------------------------|---|---------------|-------|-----------|---|------------|-------|------------|---|---------------|-------|--------------------------|---|-----------------|-------|
| RPI                       | S | Opponent      | Score | RPI       | S | Opponent   | Score | RPI        | S | Opponent      | Score | RPI                      | S | Opponent        | Score |
| 2                         | H | Baylor        | 58 66 | 26        | A | Texas      | 51 60 | 71         | A | West Virginia | 58 67 | 129                      | A | Oklahoma        | 66 75 |
| 11                        | A | Iowa St.      | 67 89 | 26        | H | Texas      | 55 61 | 71         | H | West Virginia | 54 77 | 129                      | H | Oklahoma        | 84 74 |
| 11                        | H | Iowa St.      | 71 84 | 33        | A | UCLA       | 59 71 |            |   |               |       | 140                      | A | Kansas          | 72 62 |
|                           |   |               |       | 37        | A | Kansas St. | 48 59 |            |   |               |       | 140                      | H | Kansas          | 72 52 |
|                           |   |               |       | 44        | H | Tennessee  | 63 76 |            |   |               |       | 141                      | A | Texas Tech      | 78 90 |
|                           |   |               |       | 50        | A | TCU        | 55 69 |            |   |               |       | 141                      | H | Texas Tech      | 65 57 |
|                           |   |               |       | 50        | H | TCU        | 75 71 |            |   |               |       | 143                      | H | UC Riverside    | 76 51 |
|                           |   |               |       |           |   |            |       |            |   |               |       | 167                      | H | Oral Roberts    | 89 69 |
|                           |   |               |       |           |   |            |       |            |   |               |       | 168                      | H | Texas St.       | 66 55 |
|                           |   |               |       |           |   |            |       |            |   |               |       | 175                      | H | Arkansas St.    | 62 60 |
|                           |   |               |       |           |   |            |       |            |   |               |       | 205                      | H | Grambling       | 86 40 |
|                           |   |               |       |           |   |            |       |            |   |               |       | 208                      | H | Prairie View    | 70 50 |
|                           |   |               |       |           |   |            |       |            |   |               |       | 245                      | A | Wichita St.     | 60 47 |
|                           |   |               |       |           |   |            |       |            |   |               |       | 286                      | H | Samford         | 82 62 |
|                           |   |               |       |           |   |            |       |            |   |               |       | 341                      | H | Houston Baptist | 77 44 |
| LAST 12 Division I GAMES: |   |               |       |           |   |            |       |            |   |               |       |                          |   |                 |       |
| 129                       | A | Oklahoma      | 66 75 | 129       | H | Oklahoma   | 84 74 | 50         | A | TCU           | 55 69 |                          |   |                 |       |
| 140                       | H | Kansas        | 72 52 |           |   |            |       | 2          | H | Baylor        | 58 66 |                          |   |                 |       |
| 71                        | H | West Virginia | 54 77 |           |   |            |       | 11         | H | Iowa St.      | 71 84 |                          |   |                 |       |
| 11                        | A | Iowa St.      | 67 89 |           |   |            |       | 37         | A | Kansas St.    | 48 59 |                          |   |                 |       |
| 26                        | H | Texas         | 55 61 |           |   |            |       | 140        | A | Kansas        | 72 62 |                          |   |                 |       |
| 141                       | A | Texas Tech    | 78 90 |           |   |            |       |            |   |               |       |                          |   |                 |       |

Non-Div I Games:

Oklahoma St.

■ Loss, 
 ■ Non-Conf, 
 S Site, 
 ■ Home 
 ■ Away 
 N Neutral

| Average RPI Win:  | 206      | WON-LOST  | WINNING        | LAST 10    | STRENGTH OF | OPP. STRENGTH | TEAM | ADJ. | CONF. | ADJ CONF. |
|-------------------|----------|-----------|----------------|------------|-------------|---------------|------|------|-------|-----------|
| Average RPI Loss: | 95       | RECORD    | PCT. RANK      | GAMES      | SCHEDULE    | OF SCHEDULE   | RPI  | RPI  | RPI   | RPI       |
| DIV. I ONLY       | 17- 9    | 88        | 0- 1           | 102        | 161         | 87            | 87   | 14   | 14    |           |
| DIV. I NON-CONF.  | 9- 3     | 61        | 0- 1           | 61         | 202         | 43            | 43   | 17   | 17    |           |
| TOTALS            | RPI 1-25 | RPI 26-50 | W-L RECORDS    | RPI 51-100 | RPI 101-150 | RPI 150+      |      |      |       |           |
| 17- 9             | 0- 1     | 0- 1      | OVERALL        | 3- 2       | 0- 4        | 14- 1         |      |      |       |           |
| 9- 3              | 0- 0     | 0- 0      | HOME           | 2- 1       | 0- 2        | 7- 0          |      |      |       |           |
| 6- 5              | 0- 1     | 0- 1      | AWAY           | 1- 0       | 0- 2        | 5- 1          |      |      |       |           |
| 2- 1              | 0- 0     | 0- 0      | NEUTRAL        | 0- 1       | 0- 0        | 2- 0          |      |      |       |           |
| 9- 3              | 0- 1     | 0- 0      | NON-CONFERENCE | 2- 2       | 0- 0        | 7- 0          |      |      |       |           |
| 4- 1              | 0- 0     | 0- 0      | HOME           | 1- 1       | 0- 0        | 3- 0          |      |      |       |           |
| 3- 1              | 0- 1     | 0- 0      | AWAY           | 1- 0       | 0- 0        | 2- 0          |      |      |       |           |
| 2- 1              | 0- 0     | 0- 0      | NEUTRAL        | 0- 1       | 0- 0        | 2- 0          |      |      |       |           |
| 8- 6              | 0- 0     | 0- 1      | CONFERENCE     | 1- 0       | 0- 4        | 7- 1          |      |      |       |           |
| 5- 2              | 0- 0     | 0- 0      | HOME           | 1- 0       | 0- 2        | 4- 0          |      |      |       |           |
| 3- 4              | 0- 0     | 0- 1      | AWAY           | 0- 0       | 0- 2        | 3- 1          |      |      |       |           |
| 0- 0              | 0- 0     | 0- 0      | NEUTRAL        | 0- 0       | 0- 0        | 0- 0          |      |      |       |           |

| RPI                       | S | Opponent | Score | RPI               | S  | Opponent | Score | RPI | S              | Opponent          | Score | RPI | S | Opponent       | Score |
|---------------------------|---|----------|-------|-------------------|----|----------|-------|-----|----------------|-------------------|-------|-----|---|----------------|-------|
| 8                         | A | NC State | 56 85 | 35                | A  | Rice     | 42 48 | 56  | N              | Saint Mary's (CA) | 65 83 | 103 | H | UAB            | 61 69 |
|                           |   |          |       |                   |    |          |       | 62  | H              | Middle Tenn.      | 70 65 | 118 | A | Charlotte      | 59 69 |
|                           |   |          |       |                   |    |          |       | 82  | A              | Cincinnati        | 76 72 | 118 | H | Charlotte      | 53 60 |
|                           |   |          |       |                   |    |          |       | 98  | H              | Virginia          | 67 73 | 119 | A | Western Ky.    | 60 75 |
|                           |   |          |       |                   |    |          |       | 100 | H              | VCU               | 60 57 | 154 | N | Tennessee Tech | 80 73 |
|                           |   |          |       |                   |    |          |       |     |                |                   |       | 166 | A | Tulane         | 56 48 |
|                           |   |          |       |                   |    |          |       |     |                |                   |       | 170 | H | William & Mary | 83 69 |
|                           |   |          |       |                   |    |          |       |     |                |                   |       | 172 | A | Louisiana Tech | 70 59 |
|                           |   |          |       |                   |    |          |       |     |                |                   |       | 176 | A | North Texas    | 72 71 |
|                           |   |          |       |                   |    |          |       |     |                |                   |       | 180 | A | Southern Miss. | 53 50 |
|                           |   |          |       |                   |    |          |       |     |                |                   |       | 202 | A | Marshall       | 48 57 |
|                           |   |          |       |                   |    |          |       |     |                |                   |       | 214 | A | Campbell       | 83 59 |
|                           |   |          |       |                   |    |          |       |     |                |                   |       | 228 | N | Jacksonville   | 78 76 |
|                           |   |          |       |                   |    |          |       |     |                |                   |       | 264 | H | Norfolk St.    | 69 53 |
|                           |   |          |       |                   |    |          |       |     |                |                   |       | 278 | H | UTEP           | 78 59 |
|                           |   |          |       |                   |    |          |       |     |                |                   |       | 304 | H | Fla. Atlantic  | 87 53 |
|                           |   |          |       |                   |    |          |       |     |                |                   |       | 305 | H | UTSA           | 72 47 |
|                           |   |          |       |                   |    |          |       |     |                |                   |       | 315 | H | FIU            | 95 68 |
|                           |   |          |       |                   |    |          |       |     |                |                   |       | 328 | H | Coppin St.     | 81 51 |
| LAST 12 Division I GAMES: |   |          |       |                   |    |          |       |     |                |                   |       |     |   |                |       |
|                           |   | 56       | N     | Saint Mary's (CA) | 65 | 83       | 176   | A   | North Texas    | 72                | 71    |     |   |                |       |
|                           |   | 118      | H     | Charlotte         | 53 | 60       | 305   | H   | UTSA           | 72                | 47    |     |   |                |       |
|                           |   | 118      | A     | Charlotte         | 59 | 69       | 278   | H   | UTEP           | 78                | 59    |     |   |                |       |
|                           |   | 62       | H     | Middle Tenn.      | 70 | 65       | 180   | A   | Southern Miss. | 53                | 50    |     |   |                |       |
|                           |   | 103      | H     | UAB               | 61 | 69       | 172   | A   | Louisiana Tech | 70                | 59    |     |   |                |       |
|                           |   | 35       | A     | Rice              | 42 | 48       | 315   | H   | FIU            | 95                | 68    |     |   |                |       |

Non-Div I Games:

Old Dominion

■ Loss, 
 ■ Non-Conf, 
 ■ S Site, 
 ■ H Home 
 ■ A Away 
 N Neutral

|                   |          |           |                |            |             |               |      |      |       |           |
|-------------------|----------|-----------|----------------|------------|-------------|---------------|------|------|-------|-----------|
| Average RPI Win:  | 222      | WON-LOST  | WINNING        | LAST 10    | STRENGTH OF | OPP. STRENGTH | TEAM | ADJ. | CONF. | ADJ CONF. |
| Average RPI Loss: | 79       | RECORD    | PCT. RANK      | GAMES      | SCHEDULE    | OF SCHEDULE   | RPI  | RPI  | RPI   | RPI       |
| DIV. I ONLY       | 9- 19    | 270       | 0- 1           | 61         | 80          | 206           | 206  | 4    | 4     |           |
| DIV. I NON-CONF.  | 6- 8     | 199       | 0- 0           | 151        | 228         | 250           | 250  | 5    | 5     |           |
| TOTALS            | RPI 1-25 | RPI 26-50 | W-L RECORDS    | RPI 51-100 | RPI 101-150 | RPI 150+      |      |      |       |           |
| 9- 19             | 1- 5     | 0- 3      | OVERALL        | 0- 6       | 0- 2        | 8- 3          |      |      |       |           |
| 8- 9              | 0- 2     | 0- 2      | HOME           | 0- 3       | 0- 1        | 8- 1          |      |      |       |           |
| 1- 7              | 1- 2     | 0- 1      | AWAY           | 0- 2       | 0- 0        | 0- 2          |      |      |       |           |
| 0- 3              | 0- 1     | 0- 0      | NEUTRAL        | 0- 1       | 0- 1        | 0- 0          |      |      |       |           |
| 6- 8              | 0- 1     | 0- 1      | NON-CONFERENCE | 0- 2       | 0- 2        | 6- 2          |      |      |       |           |
| 6- 4              | 0- 0     | 0- 1      | HOME           | 0- 1       | 0- 1        | 6- 1          |      |      |       |           |
| 0- 1              | 0- 0     | 0- 0      | AWAY           | 0- 0       | 0- 0        | 0- 1          |      |      |       |           |
| 0- 3              | 0- 1     | 0- 0      | NEUTRAL        | 0- 1       | 0- 1        | 0- 0          |      |      |       |           |
| 3- 11             | 1- 4     | 0- 2      | CONFERENCE     | 0- 4       | 0- 0        | 2- 1          |      |      |       |           |
| 2- 5              | 0- 2     | 0- 1      | HOME           | 0- 2       | 0- 0        | 2- 0          |      |      |       |           |
| 1- 6              | 1- 2     | 0- 1      | AWAY           | 0- 2       | 0- 0        | 0- 1          |      |      |       |           |
| 0- 0              | 0- 0     | 0- 0      | NEUTRAL        | 0- 0       | 0- 0        | 0- 0          |      |      |       |           |

| RPI 1-25                  |   |                 |       | RPI 26-50 |   |                 |       | RPI 51-100 |   |          |       | RPI 101+ Team's RPI: 206 |   |                  |       |
|---------------------------|---|-----------------|-------|-----------|---|-----------------|-------|------------|---|----------|-------|--------------------------|---|------------------|-------|
| RPI                       | S | Opponent        | Score | RPI       | S | Opponent        | Score | RPI        | S | Opponent | Score | RPI                      | S | Opponent         | Score |
| 6                         | N | UConn           | 50 90 | 30        | A | Missouri        | 55 78 | 67         | H | LSU      | 41 55 | 104                      | N | St. John's (NY)  | 59 64 |
| 9                         | A | Mississippi St. | 49 80 | 47        | H | Auburn          | 51 64 | 74         | N | Purdue   | 59 70 | 130                      | H | IUPUI            | 58 66 |
| 9                         | H | Mississippi St. | 66 80 | 50        | H | TCU             | 50 55 | 88         | A | Arkansas | 61 73 | 161                      | H | Temple           | 62 55 |
| 16                        | A | South Carolina  | 42 76 |           |   |                 |       | 88         | H | Arkansas | 55 85 | 172                      | A | Louisiana Tech   | 71 80 |
| 17                        | A | Kentucky        | 55 49 |           |   |                 |       | 96         | H | Troy     | 54 71 | 195                      | A | Vanderbilt       | 68 80 |
| 22                        | H | Texas A&M       | 60 72 |           |   |                 |       | 97         | A | Georgia  | 56 78 | 195                      | H | Vanderbilt       | 65 60 |
|                           |   |                 |       |           |   |                 |       |            |   |          |       | 201                      | H | Jacksonville St. | 49 60 |
|                           |   |                 |       |           |   |                 |       |            |   |          |       | 220                      | H | Florida          | 76 66 |
|                           |   |                 |       |           |   |                 |       |            |   |          |       | 258                      | H | Louisiana        | 79 57 |
|                           |   |                 |       |           |   |                 |       |            |   |          |       | 264                      | H | Norfolk St.      | 60 42 |
|                           |   |                 |       |           |   |                 |       |            |   |          |       | 268                      | H | North Florida    | 82 69 |
|                           |   |                 |       |           |   |                 |       |            |   |          |       | 269                      | H | Western Mich.    | 69 66 |
|                           |   |                 |       |           |   |                 |       |            |   |          |       | 349                      | H | Savannah St.     | 74 51 |
| LAST 12 Division I GAMES: |   |                 |       |           |   |                 |       |            |   |          |       |                          |   |                  |       |
| 88                        | A | Arkansas        | 61 73 | 47        | H | Auburn          | 51 64 |            |   |          |       |                          |   |                  |       |
| 9                         | H | Mississippi St. | 66 80 | 9         | A | Mississippi St. | 49 80 |            |   |          |       |                          |   |                  |       |
| 97                        | A | Georgia         | 56 78 | 195       | A | Vanderbilt      | 68 80 |            |   |          |       |                          |   |                  |       |
| 195                       | H | Vanderbilt      | 65 60 | 220       | H | Florida         | 76 66 |            |   |          |       |                          |   |                  |       |
| 16                        | A | South Carolina  | 42 76 | 17        | A | Kentucky        | 55 49 |            |   |          |       |                          |   |                  |       |
| 22                        | H | Texas A&M       | 60 72 | 67        | H | LSU             | 41 55 |            |   |          |       |                          |   |                  |       |

Non-Div I Games:

Ole Miss

■ Loss, 
 ■ Non-Conf, 
 ■ S Site, 
 ■ H Home 
 ■ A Away 
 N Neutral



|                   |          |           |                |            |             |               |      |      |       |           |
|-------------------|----------|-----------|----------------|------------|-------------|---------------|------|------|-------|-----------|
| Average RPI Win:  | 323      | WON-LOST  | WINNING        | LAST 10    | STRENGTH OF | OPP. STRENGTH | TEAM | ADJ. | CONF. | ADJ CONF. |
| Average RPI Loss: | 156      | RECORD    | PCT. RANK      | GAMES      | SCHEDULE    | OF SCHEDULE   | RPI  | RPI  | RPI   | RPI       |
| DIV. I ONLY       | 6- 19    | 300       | 1- 0           | 286        | 243         | 321           | 321  | 19   | 19    |           |
| DIV. I NON-CONF.  | 4- 7     | 228       | 1- 0           | 283        | 288         | 283           | 283  | 19   | 19    |           |
| TOTALS            | RPI 1-25 | RPI 26-50 | W-L RECORDS    | RPI 51-100 | RPI 101-150 | RPI 150+      |      |      |       |           |
| 6- 19             | 0- 0     | 0- 5      | OVERALL        | 0- 1       | 0- 3        | 6- 10         |      |      |       |           |
| 4- 8              | 0- 0     | 0- 2      | HOME           | 0- 0       | 0- 1        | 4- 5          |      |      |       |           |
| 1- 10             | 0- 0     | 0- 3      | AWAY           | 0- 1       | 0- 2        | 1- 4          |      |      |       |           |
| 1- 1              | 0- 0     | 0- 0      | NEUTRAL        | 0- 0       | 0- 0        | 1- 1          |      |      |       |           |
| 4- 7              | 0- 0     | 0- 1      | NON-CONFERENCE | 0- 1       | 0- 3        | 4- 2          |      |      |       |           |
| 2- 2              | 0- 0     | 0- 0      | HOME           | 0- 0       | 0- 1        | 2- 1          |      |      |       |           |
| 1- 4              | 0- 0     | 0- 1      | AWAY           | 0- 1       | 0- 2        | 1- 0          |      |      |       |           |
| 1- 1              | 0- 0     | 0- 0      | NEUTRAL        | 0- 0       | 0- 0        | 1- 1          |      |      |       |           |
| 2- 12             | 0- 0     | 0- 4      | CONFERENCE     | 0- 0       | 0- 0        | 2- 8          |      |      |       |           |
| 2- 6              | 0- 0     | 0- 2      | HOME           | 0- 0       | 0- 0        | 2- 4          |      |      |       |           |
| 0- 6              | 0- 0     | 0- 2      | AWAY           | 0- 0       | 0- 0        | 0- 4          |      |      |       |           |
| 0- 0              | 0- 0     | 0- 0      | NEUTRAL        | 0- 0       | 0- 0        | 0- 0          |      |      |       |           |

| RPI 1-25                  |   |          |       | RPI 26-50 |   |                   |       | RPI 51-100 |   |                   |       | RPI 101+ |   |                   |       | Team's RPI: 321 |  |
|---------------------------|---|----------|-------|-----------|---|-------------------|-------|------------|---|-------------------|-------|----------|---|-------------------|-------|-----------------|--|
| RPI                       | S | Opponent | Score | RPI       | S | Opponent          | Score | RPI        | S | Opponent          | Score | RPI      | S | Opponent          | Score |                 |  |
|                           |   |          |       | 29        | A | South Dakota St.  | 47 81 | 90         | A | UNI               | 50 79 | 105      | A | Creighton         | 51 66 |                 |  |
|                           |   |          |       | 29        | H | South Dakota St.  | 38 82 |            |   |                   |       | 135      | A | Montana St.       | 56 59 |                 |  |
|                           |   |          |       | 34        | A | South Dakota      | 33 78 |            |   |                   |       | 150      | H | CSUN              | 52 64 |                 |  |
|                           |   |          |       | 34        | H | South Dakota      | 49 80 |            |   |                   |       | 156      | H | Bradley           | 60 80 |                 |  |
|                           |   |          |       | 37        | A | Kansas St.        | 46 61 |            |   |                   |       | 159      | H | Denver            | 68 95 |                 |  |
|                           |   |          |       |           |   |                   |       |            |   |                   |       | 167      | H | Oral Roberts      | 56 71 |                 |  |
|                           |   |          |       |           |   |                   |       |            |   |                   |       | 214      | N | Campbell          | 52 65 |                 |  |
|                           |   |          |       |           |   |                   |       |            |   |                   |       | 235      | A | Western Ill.      | 70 78 |                 |  |
|                           |   |          |       |           |   |                   |       |            |   |                   |       | 235      | H | Western Ill.      | 67 79 |                 |  |
|                           |   |          |       |           |   |                   |       |            |   |                   |       | 252      | A | North Dakota      | 57 68 |                 |  |
|                           |   |          |       |           |   |                   |       |            |   |                   |       | 252      | H | North Dakota      | 68 69 |                 |  |
|                           |   |          |       |           |   |                   |       |            |   |                   |       | 265      | H | CSU Bakersfield   | 53 46 |                 |  |
|                           |   |          |       |           |   |                   |       |            |   |                   |       | 318      | A | North Dakota St.  | 48 55 |                 |  |
|                           |   |          |       |           |   |                   |       |            |   |                   |       | 318      | H | North Dakota St.  | 78 61 |                 |  |
|                           |   |          |       |           |   |                   |       |            |   |                   |       | 333      | A | Detroit Mercy     | 51 42 |                 |  |
|                           |   |          |       |           |   |                   |       |            |   |                   |       | 334      | A | Purdue Fort Wayne | 48 56 |                 |  |
|                           |   |          |       |           |   |                   |       |            |   |                   |       | 334      | H | Purdue Fort Wayne | 70 61 |                 |  |
|                           |   |          |       |           |   |                   |       |            |   |                   |       | 342      | H | USC Upstate       | 96 69 |                 |  |
|                           |   |          |       |           |   |                   |       |            |   |                   |       | 347      | N | Florida A&M       | 57 50 |                 |  |
| LAST 12 Division I GAMES: |   |          |       |           |   |                   |       |            |   |                   |       |          |   |                   |       |                 |  |
|                           |   |          |       | 347       | N | Florida A&M       | 57 50 | 252        | H | North Dakota      | 68 69 |          |   |                   |       |                 |  |
|                           |   |          |       | 318       | A | North Dakota St.  | 48 55 | 29         | A | South Dakota St.  | 47 81 |          |   |                   |       |                 |  |
|                           |   |          |       | 334       | H | Purdue Fort Wayne | 70 61 | 334        | A | Purdue Fort Wayne | 48 56 |          |   |                   |       |                 |  |
|                           |   |          |       | 29        | H | South Dakota St.  | 38 82 | 34         | H | South Dakota      | 49 80 |          |   |                   |       |                 |  |
|                           |   |          |       | 235       | H | Western Ill.      | 67 79 | 235        | A | Western Ill.      | 70 78 |          |   |                   |       |                 |  |
|                           |   |          |       | 34        | A | South Dakota      | 33 78 | 252        | A | North Dakota      | 57 68 |          |   |                   |       |                 |  |

Non-Div I Games: Peru St. 91 44 Graceland (IA) 81 39

Omaha

Loss, Non-Conf, S Site, H Home A Away N Neutral

# Oral Roberts

Through Games Of Feb. 26, 2019

|                   |          |           |                |            |             |               |      |      |       |           |
|-------------------|----------|-----------|----------------|------------|-------------|---------------|------|------|-------|-----------|
| Average RPI Win:  | 266      | WON-LOST  | WINNING        | LAST 10    | STRENGTH OF | OPP. STRENGTH | TEAM | ADJ. | CONF. | ADJ CONF. |
| Average RPI Loss: | 96       | RECORD    | PCT. RANK      | GAMES      | SCHEDULE    | OF SCHEDULE   | RPI  | RPI  | RPI   | RPI       |
| DIV. I ONLY       | 14- 12   | 153       | 1- 0           | 214        | 176         | 167           | 167  | 19   | 19    |           |
| DIV. I NON-CONF.  | 5- 6     | 177       | 0- 0           | 188        | 119         | 171           | 171  | 19   | 19    |           |
| TOTALS            | RPI 1-25 | RPI 26-50 | W-L RECORDS    | RPI 51-100 | RPI 101-150 | RPI 150+      |      |      |       |           |
| 14- 12            | 0- 1     | 0- 4      | OVERALL        | 0- 2       | 0- 2        | 14- 3         |      |      |       |           |
| 6- 5              | 0- 0     | 0- 2      | HOME           | 0- 1       | 0- 0        | 6- 2          |      |      |       |           |
| 8- 7              | 0- 1     | 0- 2      | AWAY           | 0- 1       | 0- 2        | 8- 1          |      |      |       |           |
| 0- 0              | 0- 0     | 0- 0      | NEUTRAL        | 0- 0       | 0- 0        | 0- 0          |      |      |       |           |
| 5- 6              | 0- 1     | 0- 0      | NON-CONFERENCE | 0- 2       | 0- 2        | 5- 1          |      |      |       |           |
| 2- 2              | 0- 0     | 0- 0      | HOME           | 0- 1       | 0- 0        | 2- 1          |      |      |       |           |
| 3- 4              | 0- 1     | 0- 0      | AWAY           | 0- 1       | 0- 2        | 3- 0          |      |      |       |           |
| 0- 0              | 0- 0     | 0- 0      | NEUTRAL        | 0- 0       | 0- 0        | 0- 0          |      |      |       |           |
| 9- 6              | 0- 0     | 0- 4      | CONFERENCE     | 0- 0       | 0- 0        | 9- 2          |      |      |       |           |
| 4- 3              | 0- 0     | 0- 2      | HOME           | 0- 0       | 0- 0        | 4- 1          |      |      |       |           |
| 5- 3              | 0- 0     | 0- 2      | AWAY           | 0- 0       | 0- 0        | 5- 1          |      |      |       |           |
| 0- 0              | 0- 0     | 0- 0      | NEUTRAL        | 0- 0       | 0- 0        | 0- 0          |      |      |       |           |

| RPI 1-25                  |   |                  |       | RPI 26-50 |   |                   |        | RPI 51-100 |   |              |       | RPI 101+ |   |                   |        | Team's RPI: 167 |  |
|---------------------------|---|------------------|-------|-----------|---|-------------------|--------|------------|---|--------------|-------|----------|---|-------------------|--------|-----------------|--|
| RPI                       | S | Opponent         | Score | RPI       | S | Opponent          | Score  | RPI        | S | Opponent     | Score | RPI      | S | Opponent          | Score  |                 |  |
| 7                         | A | Iowa             | 77 90 | 29        | A | South Dakota St.  | 55 68  | 88         | A | Arkansas     | 61 74 | 127      | A | Oklahoma St.      | 69 89  |                 |  |
|                           |   |                  |       | 29        | H | South Dakota St.  | 65 74  | 94         | H | UT Arlington | 62 80 | 140      | A | Kansas            | 58 70  |                 |  |
|                           |   |                  |       | 34        | A | South Dakota      | 64 75  |            |   |              |       | 158      | H | Tulsa             | 68 76  |                 |  |
|                           |   |                  |       | 34        | H | South Dakota      | 72 76  |            |   |              |       | 159      | A | Denver            | 76 93  |                 |  |
|                           |   |                  |       |           |   |                   |        |            |   |              |       | 159      | H | Denver            | 74 66  |                 |  |
|                           |   |                  |       |           |   |                   |        |            |   |              |       | 168      | A | Texas St.         | 81 64  |                 |  |
|                           |   |                  |       |           |   |                   |        |            |   |              |       | 183      | A | Sam Houston St.   | 73 62  |                 |  |
|                           |   |                  |       |           |   |                   |        |            |   |              |       | 235      | A | Western Ill.      | 92 85  |                 |  |
|                           |   |                  |       |           |   |                   |        |            |   |              |       | 235      | H | Western Ill.      | 68 64  |                 |  |
|                           |   |                  |       |           |   |                   |        |            |   |              |       | 237      | H | UMKC              | 75 64  |                 |  |
|                           |   |                  |       |           |   |                   |        |            |   |              |       | 252      | A | North Dakota      | 80 58  |                 |  |
|                           |   |                  |       |           |   |                   |        |            |   |              |       | 252      | H | North Dakota      | 67 75  |                 |  |
|                           |   |                  |       |           |   |                   |        |            |   |              |       | 285      | H | Southern Utah     | 64 59  |                 |  |
|                           |   |                  |       |           |   |                   |        |            |   |              |       | 318      | A | North Dakota St.  | 65 54  |                 |  |
|                           |   |                  |       |           |   |                   |        |            |   |              |       | 318      | H | North Dakota St.  | 101 72 |                 |  |
|                           |   |                  |       |           |   |                   |        |            |   |              |       | 321      | A | Omaha             | 71 56  |                 |  |
|                           |   |                  |       |           |   |                   |        |            |   |              |       | 334      | A | Purdue Fort Wayne | 72 61  |                 |  |
|                           |   |                  |       |           |   |                   |        |            |   |              |       | 334      | H | Purdue Fort Wayne | 66 56  |                 |  |
|                           |   |                  |       |           |   |                   |        |            |   |              |       | 341      | A | Houston Baptist   | 74 56  |                 |  |
| LAST 12 Division I GAMES: |   |                  |       |           |   |                   |        |            |   |              |       |          |   |                   |        |                 |  |
| 235                       | A | Western Ill.     | 92 85 | 334       | H | Purdue Fort Wayne | 66 56  |            |   |              |       |          |   |                   |        |                 |  |
| 252                       | A | North Dakota     | 80 58 | 318       | H | North Dakota St.  | 101 72 |            |   |              |       |          |   |                   |        |                 |  |
| 318                       | A | North Dakota St. | 65 54 | 159       | A | Denver            | 76 93  |            |   |              |       |          |   |                   |        |                 |  |
| 34                        | A | South Dakota     | 64 75 | 34        | H | South Dakota      | 72 76  |            |   |              |       |          |   |                   |        |                 |  |
| 159                       | H | Denver           | 74 66 | 29        | A | South Dakota St.  | 55 68  |            |   |              |       |          |   |                   |        |                 |  |
| 29                        | H | South Dakota St. | 65 74 | 334       | A | Purdue Fort Wayne | 72 61  |            |   |              |       |          |   |                   |        |                 |  |

Non-Div I Games: Harris-Stowe 74 46 Cent. Christian (KS94 47

Oral Roberts

Oregon

Through Games Of Feb. 26, 2019

| Average RPI Win:  | 98       | WON-LOST  | WINNING        | LAST 10    | STRENGTH OF | OPP. STRENGTH | TEAM | ADJ. | CONF. | ADJ CONF. |
|-------------------|----------|-----------|----------------|------------|-------------|---------------|------|------|-------|-----------|
| Average RPI Loss: | 31       | RECORD    | PCT. RANK      | GAMES      | SCHEDULE    | OF SCHEDULE   | RPI  | RPI  | RPI   | RPI       |
| DIV. I ONLY       | 24- 3    | 8         | 1- 0           | 18         | 19          | 5             | 5    | 2    | 2     |           |
| DIV. I NON-CONF.  | 10- 1    | 17        | 0- 0           | 21         | 58          | 7             | 7    | 2    | 2     |           |
| TOTALS            | RPI 1-25 | RPI 26-50 | W-L RECORDS    | RPI 51-100 | RPI 101-150 | RPI 150+      |      |      |       |           |
| 24- 3             | 5- 1     | 6- 2      | OVERALL        | 3- 0       | 3- 0        | 7- 0          |      |      |       |           |
| 14- 1             | 4- 0     | 2- 1      | HOME           | 2- 0       | 1- 0        | 5- 0          |      |      |       |           |
| 9- 2              | 1- 1     | 4- 1      | AWAY           | 1- 0       | 1- 0        | 2- 0          |      |      |       |           |
| 1- 0              | 0- 0     | 0- 0      | NEUTRAL        | 0- 0       | 1- 0        | 0- 0          |      |      |       |           |
| 10- 1             | 2- 0     | 2- 1      | NON-CONFERENCE | 1- 0       | 1- 0        | 4- 0          |      |      |       |           |
| 6- 0              | 2- 0     | 1- 0      | HOME           | 0- 0       | 0- 0        | 3- 0          |      |      |       |           |
| 3- 1              | 0- 0     | 1- 1      | AWAY           | 1- 0       | 0- 0        | 1- 0          |      |      |       |           |
| 1- 0              | 0- 0     | 0- 0      | NEUTRAL        | 0- 0       | 1- 0        | 0- 0          |      |      |       |           |
| 14- 2             | 3- 1     | 4- 1      | CONFERENCE     | 2- 0       | 2- 0        | 3- 0          |      |      |       |           |
| 8- 1              | 2- 0     | 1- 1      | HOME           | 2- 0       | 1- 0        | 2- 0          |      |      |       |           |
| 6- 1              | 1- 1     | 3- 0      | AWAY           | 0- 0       | 1- 0        | 1- 0          |      |      |       |           |
| 0- 0              | 0- 0     | 0- 0      | NEUTRAL        | 0- 0       | 0- 0        | 0- 0          |      |      |       |           |

| RPI S                     | Opponent              | Score  | RPI S | Opponent              | Score  | RPI S | Opponent            | Score | RPI S | Opponent         | Score  |
|---------------------------|-----------------------|--------|-------|-----------------------|--------|-------|---------------------|-------|-------|------------------|--------|
| 4                         | A Stanford            | 88 48  | 29    | A South Dakota St.    | 87 79  | 56    | A Saint Mary's (CA) | 79 55 | 143   | N UC Riverside   | 94 44  |
| 9                         | H Mississippi St.     | 82 74  | 33    | A UCLA                | 72 52  | 64    | H Utah              | 87 65 | 146   | A Washington St. | 79 64  |
| 12                        | H Syracuse            | 75 73  | 33    | H UCLA                | 69 74  | 73    | H Arizona           | 93 60 | 146   | H Washington St. | 98 58  |
| 19                        | H Arizona St.         | 77 71  | 38    | A California          | 105 82 |       |                     |       | 157   | A Washington     | 76 57  |
| 21                        | A Oregon St.          | 62 67  | 39    | A Michigan St.        | 82 88  |       |                     |       | 157   | H Washington     | 84 71  |
| 21                        | H Oregon St.          | 77 68  | 43    | H Buffalo             | 102 82 |       |                     |       | 165   | H Colorado       | 102 43 |
|                           |                       |        | 49    | A Southern California | 93 53  |       |                     |       | 177   | H UC Irvine      | 115 69 |
|                           |                       |        | 49    | H Southern California | 96 78  |       |                     |       | 189   | A Utah St.       | 88 58  |
|                           |                       |        |       |                       |        |       |                     |       | 275   | H Long Beach St. | 110 48 |
|                           |                       |        |       |                       |        |       |                     |       | 291   | H Air Force      | 82 36  |
| LAST 12 Division I GAMES: |                       |        |       |                       |        |       |                     |       |       |                  |        |
| 49                        | H Southern California | 96 78  | 165   | H Colorado            | 102 43 |       |                     |       |       |                  |        |
| 33                        | H UCLA                | 69 74  | 64    | H Utah                | 87 65  |       |                     |       |       |                  |        |
| 21                        | A Oregon St.          | 62 67  | 157   | A Washington          | 76 57  |       |                     |       |       |                  |        |
| 21                        | H Oregon St.          | 77 68  | 146   | A Washington St.      | 79 64  |       |                     |       |       |                  |        |
| 4                         | A Stanford            | 88 48  | 73    | H Arizona             | 93 60  |       |                     |       |       |                  |        |
| 38                        | A California          | 105 82 | 19    | H Arizona St.         | 77 71  |       |                     |       |       |                  |        |

Non-Div I Games: Alas. Fairbanks 115 36

Oregon

Loss, Non-Conf, S Site, H Home A Away N Neutral

|                      |      |          |           |                |             |               |            |             |          |           |
|----------------------|------|----------|-----------|----------------|-------------|---------------|------------|-------------|----------|-----------|
| Average RPI Win: 129 |      | WON-LOST | WINNING   | LAST 10        | STRENGTH OF | OPP. STRENGTH | TEAM       | ADJ.        | CONF.    | ADJ CONF. |
| Average RPI Loss: 10 |      | RECORD   | PCT. RANK | GAMES          | SCHEDULE    | OF SCHEDULE   | RPI        | RPI         | RPI      | RPI       |
| DIV. I ONLY          |      | 23- 5    | 20        | 0- 1           | 68          | 4             | 21         | 21          | 2        | 2         |
| DIV. I NON-CONF.     |      | 10- 2    | 37        | 0- 1           | 207         | 20            | 66         | 66          | 2        | 2         |
| TOTALS               |      | RPI 1-25 | RPI 26-50 |                | W-L RECORDS |               | RPI 51-100 | RPI 101-150 | RPI 150+ |           |
| 23- 5                | 2- 5 | 5- 0     |           | OVERALL        |             | 4- 0          | 3- 0       | 9- 0        |          |           |
| 15- 1                | 1- 1 | 2- 0     |           | HOME           |             | 4- 0          | 1- 0       | 7- 0        |          |           |
| 5- 2                 | 0- 2 | 3- 0     |           | AWAY           |             | 0- 0          | 1- 0       | 1- 0        |          |           |
| 3- 2                 | 1- 2 | 0- 0     |           | NEUTRAL        |             | 0- 0          | 1- 0       | 1- 0        |          |           |
| 10- 2                | 1- 2 | 0- 0     |           | NON-CONFERENCE |             | 2- 0          | 1- 0       | 6- 0        |          |           |
| 7- 0                 | 0- 0 | 0- 0     |           | HOME           |             | 2- 0          | 0- 0       | 5- 0        |          |           |
| 0- 0                 | 0- 0 | 0- 0     |           | AWAY           |             | 0- 0          | 0- 0       | 0- 0        |          |           |
| 3- 2                 | 1- 2 | 0- 0     |           | NEUTRAL        |             | 0- 0          | 1- 0       | 1- 0        |          |           |
| 13- 3                | 1- 3 | 5- 0     |           | CONFERENCE     |             | 2- 0          | 2- 0       | 3- 0        |          |           |
| 8- 1                 | 1- 1 | 2- 0     |           | HOME           |             | 2- 0          | 1- 0       | 2- 0        |          |           |
| 5- 2                 | 0- 2 | 3- 0     |           | AWAY           |             | 0- 0          | 1- 0       | 1- 0        |          |           |
| 0- 0                 | 0- 0 | 0- 0     |           | NEUTRAL        |             | 0- 0          | 0- 0       | 0- 0        |          |           |

| RPI                       | S | Opponent            | Score | RPI | S | Opponent            | Score | RPI | S | Opponent          | Score | RPI | S | Opponent        | Score  |
|---------------------------|---|---------------------|-------|-----|---|---------------------|-------|-----|---|-------------------|-------|-----|---|-----------------|--------|
| 1                         | N | Notre Dame          | 81 91 | 33  | A | UCLA                | 83 73 | 56  | H | Saint Mary's (CA) | 89 56 | 119 | N | Western Ky.     | 74 60  |
| 4                         | A | Stanford            | 44 61 | 33  | H | UCLA                | 75 72 | 64  | H | Utah              | 71 63 | 146 | A | Washington St.  | 52 35  |
| 5                         | A | Oregon              | 68 77 | 38  | A | California          | 82 74 | 73  | H | Arizona           | 86 64 | 146 | H | Washington St.  | 76 69  |
| 5                         | H | Oregon              | 67 62 | 49  | A | Southern California | 76 52 | 84  | H | Duke              | 71 57 | 157 | A | Washington      | 86 39  |
| 16                        | N | South Carolina      | 70 68 | 49  | H | Southern California | 68 61 |     |   |                   |       | 157 | H | Washington      | 78 67  |
| 19                        | H | Arizona St.         | 76 79 |     |   |                     |       |     |   |                   |       | 165 | H | Colorado        | 89 65  |
| 22                        | N | Texas A&M           | 70 76 |     |   |                     |       |     |   |                   |       | 169 | H | Santa Clara     | 82 31  |
|                           |   |                     |       |     |   |                     |       |     |   |                   |       | 187 | N | Eastern Wash.   | 93 45  |
|                           |   |                     |       |     |   |                     |       |     |   |                   |       | 265 | H | CSU Bakersfield | 92 52  |
|                           |   |                     |       |     |   |                     |       |     |   |                   |       | 295 | H | La Salle        | 100 46 |
|                           |   |                     |       |     |   |                     |       |     |   |                   |       | 313 | H | Cal Poly        | 79 54  |
|                           |   |                     |       |     |   |                     |       |     |   |                   |       | 345 | H | Ark.-Pine Bluff | 89 33  |
| LAST 12 Division I GAMES: |   |                     |       |     |   |                     |       |     |   |                   |       |     |   |                 |        |
| 1                         | N | Notre Dame          | 81 91 | 38  | A | California          | 82 74 |     |   |                   |       |     |   |                 |        |
| 16                        | N | South Carolina      | 70 68 | 4   | A | Stanford            | 44 61 |     |   |                   |       |     |   |                 |        |
| 33                        | H | UCLA                | 75 72 | 64  | H | Utah                | 71 63 |     |   |                   |       |     |   |                 |        |
| 49                        | H | Southern California | 68 61 | 165 | H | Colorado            | 89 65 |     |   |                   |       |     |   |                 |        |
| 5                         | H | Oregon              | 67 62 | 146 | A | Washington St.      | 52 35 |     |   |                   |       |     |   |                 |        |
| 5                         | A | Oregon              | 68 77 | 157 | A | Washington          | 86 39 |     |   |                   |       |     |   |                 |        |

Non-Div I Games:

Oregon St.

■ Loss, 
■ Non-Conf, 
■ S Site, 
■ H Home 
■ A Away 
N Neutral



|                   |          |           |                |            |             |               |      |      |       |           |
|-------------------|----------|-----------|----------------|------------|-------------|---------------|------|------|-------|-----------|
| Average RPI Win:  | 217      | WON-LOST  | WINNING        | LAST 10    | STRENGTH OF | OPP. STRENGTH | TEAM | ADJ. | CONF. | ADJ CONF. |
| Average RPI Loss: | 52       | RECORD    | PCT. RANK      | GAMES      | SCHEDULE    | OF SCHEDULE   | RPI  | RPI  | RPI   | RPI       |
| DIV. I ONLY       | 17- 5    | 38        | 0- 1           | 187        | 110         | 72            | 72   | 11   | 11    |           |
| DIV. I NON-CONF.  | 9- 3     | 61        | 0- 0           | 216        | 100         | 87            | 87   | 11   | 11    |           |
| TOTALS            | RPI 1-25 | RPI 26-50 | W-L RECORDS    | RPI 51-100 | RPI 101-150 | RPI 150+      |      |      |       |           |
| 17- 5             | 0- 1     | 0- 0      | OVERALL        | 2- 4       | 1- 0        | 14- 0         |      |      |       |           |
| 8- 2              | 0- 0     | 0- 0      | HOME           | 0- 2       | 1- 0        | 7- 0          |      |      |       |           |
| 9- 2              | 0- 1     | 0- 0      | AWAY           | 2- 1       | 0- 0        | 7- 0          |      |      |       |           |
| 0- 1              | 0- 0     | 0- 0      | NEUTRAL        | 0- 1       | 0- 0        | 0- 0          |      |      |       |           |
| 9- 3              | 0- 1     | 0- 0      | NON-CONFERENCE | 1- 2       | 0- 0        | 8- 0          |      |      |       |           |
| 4- 1              | 0- 0     | 0- 0      | HOME           | 0- 1       | 0- 0        | 4- 0          |      |      |       |           |
| 5- 1              | 0- 1     | 0- 0      | AWAY           | 1- 0       | 0- 0        | 4- 0          |      |      |       |           |
| 0- 1              | 0- 0     | 0- 0      | NEUTRAL        | 0- 1       | 0- 0        | 0- 0          |      |      |       |           |
| 8- 2              | 0- 0     | 0- 0      | CONFERENCE     | 1- 2       | 1- 0        | 6- 0          |      |      |       |           |
| 4- 1              | 0- 0     | 0- 0      | HOME           | 0- 1       | 1- 0        | 3- 0          |      |      |       |           |
| 4- 1              | 0- 0     | 0- 0      | AWAY           | 1- 1       | 0- 0        | 3- 0          |      |      |       |           |
| 0- 0              | 0- 0     | 0- 0      | NEUTRAL        | 0- 0       | 0- 0        | 0- 0          |      |      |       |           |

| RPI 1-25                  |   |            |       | RPI 26-50 |   |           |       | RPI 51-100 |   |           |       | Team's RPI: 72 | RPI 101+ |           |                |       |
|---------------------------|---|------------|-------|-----------|---|-----------|-------|------------|---|-----------|-------|----------------|----------|-----------|----------------|-------|
| RPI                       | S | Opponent   | Score | RPI       | S | Opponent  | Score | RPI        | S | Opponent  | Score |                | RPI      | S         | Opponent       | Score |
| 1                         | A | Notre Dame | 55 75 |           |   |           |       | 52         | H | Villanova | 50 58 |                | 116      | H         | Yale           | 54 48 |
|                           |   |            |       |           |   |           |       | 58         | N | Maine     | 46 47 |                | 161      | H         | Temple         | 71 62 |
|                           |   |            |       |           |   |           |       | 65         | A | Drexel    | 55 39 |                | 194      | A         | Stetson        | 75 53 |
|                           |   |            |       |           |   |           |       | 66         | A | Princeton | 66 60 |                | 203      | A         | Dartmouth      | 60 44 |
|                           |   |            |       |           |   |           |       | 66         | H | Princeton | 53 68 |                | 222      | A         | Cornell        | 59 46 |
|                           |   |            |       |           |   |           |       | 81         | A | Harvard   | 72 80 |                | 222      | H         | Cornell        | 69 58 |
|                           |   |            |       |           |   |           |       |            |   |           |       |                | 230      | H         | Saint Joseph's | 65 45 |
|                           |   |            |       |           |   |           |       |            |   |           |       |                | 236      | A         | Columbia       | 72 60 |
|                           |   |            |       |           |   |           |       |            |   |           |       |                | 236      | H         | Columbia       | 79 56 |
|                           |   |            |       |           |   |           |       |            |   |           |       |                | 239      | A         | Navy           | 65 61 |
|                           |   |            |       |           |   |           |       |            |   |           |       |                | 270      | A         | Siena          | 58 51 |
|                           |   |            |       |           |   |           |       |            |   |           |       |                | 272      | H         | Brown          | 83 43 |
|                           |   |            |       |           |   |           |       |            |   |           |       |                | 295      | H         | La Salle       | 65 34 |
|                           |   |            |       |           |   |           |       |            |   |           |       |                | 325      | H         | NJIT           | 85 42 |
|                           |   |            |       |           |   |           |       |            |   |           |       |                | 331      | A         | Iona           | 66 43 |
| LAST 12 Division I GAMES: |   |            |       |           |   |           |       |            |   |           |       |                |          |           |                |       |
|                           |   |            |       | 66        | H | Princeton | 53 68 |            |   |           |       | 272            | H        | Brown     | 83 43          |       |
|                           |   |            |       | 222       | H | Cornell   | 69 58 |            |   |           |       | 236            | A        | Columbia  | 72 60          |       |
|                           |   |            |       | 236       | H | Columbia  | 79 56 |            |   |           |       | 222            | A        | Cornell   | 59 46          |       |
|                           |   |            |       | 81        | A | Harvard   | 72 80 |            |   |           |       | 161            | H        | Temple    | 71 62          |       |
|                           |   |            |       | 203       | A | Dartmouth | 60 44 |            |   |           |       | 52             | H        | Villanova | 50 58          |       |
|                           |   |            |       | 116       | H | Yale      | 54 48 |            |   |           |       | 66             | A        | Princeton | 66 60          |       |

Non-Div I Games: Haverford 81 46

Penn

■ Loss, 
 ■ Non-Conf, S Site, 
 ■ Home 
 ■ Away 
 N Neutral

| Average RPI Win:  | 162      | WON-LOST  | WINNING        | LAST 10    | STRENGTH OF | OPP. STRENGTH | TEAM | ADJ. | CONF. | ADJ CONF. |
|-------------------|----------|-----------|----------------|------------|-------------|---------------|------|------|-------|-----------|
| Average RPI Loss: | 61       | RECORD    | PCT. RANK      | GAMES      | SCHEDULE    | OF SCHEDULE   | RPI  | RPI  | RPI   | RPI       |
| DIV. I ONLY       | 12- 15   | 205       | 1- 0           | 25         | 73          | 126           | 126  | 5    | 5     |           |
| DIV. I NON-CONF.  | 7- 4     | 108       | 0- 0           | 45         | 141         | 96            | 96   | 6    | 6     |           |
| TOTALS            | RPI 1-25 | RPI 26-50 | W-L RECORDS    | RPI 51-100 | RPI 101-150 | RPI 150+      |      |      |       |           |
| 12- 15            | 0- 4     | 0- 4      | OVERALL        | 3- 3       | 2- 3        | 7- 1          |      |      |       |           |
| 9- 8              | 0- 2     | 0- 3      | HOME           | 3- 1       | 1- 1        | 5- 1          |      |      |       |           |
| 3- 7              | 0- 2     | 0- 1      | AWAY           | 0- 2       | 1- 2        | 2- 0          |      |      |       |           |
| 0- 0              | 0- 0     | 0- 0      | NEUTRAL        | 0- 0       | 0- 0        | 0- 0          |      |      |       |           |
| 7- 4              | 0- 1     | 0- 1      | NON-CONFERENCE | 2- 0       | 2- 1        | 3- 1          |      |      |       |           |
| 6- 3              | 0- 0     | 0- 1      | HOME           | 2- 0       | 1- 1        | 3- 1          |      |      |       |           |
| 1- 1              | 0- 1     | 0- 0      | AWAY           | 0- 0       | 1- 0        | 0- 0          |      |      |       |           |
| 0- 0              | 0- 0     | 0- 0      | NEUTRAL        | 0- 0       | 0- 0        | 0- 0          |      |      |       |           |
| 5- 11             | 0- 3     | 0- 3      | CONFERENCE     | 1- 3       | 0- 2        | 4- 0          |      |      |       |           |
| 3- 5              | 0- 2     | 0- 2      | HOME           | 1- 1       | 0- 0        | 2- 0          |      |      |       |           |
| 2- 6              | 0- 1     | 0- 1      | AWAY           | 0- 2       | 0- 2        | 2- 0          |      |      |       |           |
| 0- 0              | 0- 0     | 0- 0      | NEUTRAL        | 0- 0       | 0- 0        | 0- 0          |      |      |       |           |

| RPI S                     | Opponent       | Score | RPI S | Opponent     | Score | RPI S | Opponent    | Score | RPI S | Opponent          | Score | Team's RPI: 126 |
|---------------------------|----------------|-------|-------|--------------|-------|-------|-------------|-------|-------|-------------------|-------|-----------------|
| 7                         | H Iowa         | 61 81 | 27    | A Rutgers    | 61 74 | 55    | A Indiana   | 75 83 | 106   | A Minnesota       | 67 97 |                 |
| 13                        | A Maryland     | 67 79 | 27    | H Rutgers    | 61 69 | 66    | H Princeton | 79 71 | 108   | A Northwestern    | 63 78 |                 |
| 13                        | H Maryland     | 61 77 | 38    | H California | 58 75 | 74    | H Purdue    | 72 61 | 112   | H Providence      | 74 72 |                 |
| 20                        | A Florida St.  | 58 87 | 46    | H Michigan   | 62 66 | 77    | A Ohio St.  | 73 78 | 117   | A Fordham         | 72 55 |                 |
|                           |                |       |       |              |       | 77    | H Ohio St.  | 71 76 | 143   | H Duquesne        | 58 64 |                 |
|                           |                |       |       |              |       | 78    | H American  | 80 59 | 152   | H Stony Brook     | 70 81 |                 |
|                           |                |       |       |              |       |       |             |       | 181   | A Wisconsin       | 65 59 |                 |
|                           |                |       |       |              |       |       |             |       | 181   | H Wisconsin       | 71 64 |                 |
|                           |                |       |       |              |       |       |             |       | 209   | A Illinois        | 76 65 |                 |
|                           |                |       |       |              |       |       |             |       | 209   | H Illinois        | 62 48 |                 |
|                           |                |       |       |              |       |       |             |       | 228   | H Jacksonville    | 80 61 |                 |
|                           |                |       |       |              |       |       |             |       | 241   | H St. Bonaventure | 80 65 |                 |
|                           |                |       |       |              |       |       |             |       | 252   | H North Dakota    | 75 68 |                 |
| LAST 12 Division I GAMES: |                |       |       |              |       |       |             |       |       |                   |       |                 |
| 209                       | A Illinois     | 76 65 | 7     | H Iowa       | 61 81 |       |             |       |       |                   |       |                 |
| 74                        | H Purdue       | 72 61 | 27    | H Rutgers    | 61 69 |       |             |       |       |                   |       |                 |
| 106                       | A Minnesota    | 67 97 | 181   | A Wisconsin  | 65 59 |       |             |       |       |                   |       |                 |
| 108                       | A Northwestern | 63 78 | 13    | A Maryland   | 67 79 |       |             |       |       |                   |       |                 |
| 46                        | H Michigan     | 62 66 | 77    | H Ohio St.   | 71 76 |       |             |       |       |                   |       |                 |
| 77                        | A Ohio St.     | 73 78 | 209   | H Illinois   | 62 48 |       |             |       |       |                   |       |                 |

Non-Div I Games:














































Penn St.

■ Loss, 
■ Non-Conf, S Site, 
■ Home 
■ Away 
N Neutral

# Pepperdine





Through Games Of Feb. 26, 2019

|                              |          |           |                |             |               |          |      |       |           |
|------------------------------|----------|-----------|----------------|-------------|---------------|----------|------|-------|-----------|
| Average RPI Win: <b>201</b>  | WON-LOST | WINNING   | LAST 10        | STRENGTH OF | OPP. STRENGTH | TEAM     | ADJ. | CONF. | ADJ CONF. |
| Average RPI Loss: <b>107</b> | RECORD   | PCT. RANK | GAMES          | SCHEDULE    | OF SCHEDULE   | RPI      | RPI  | RPI   | RPI       |
| DIV. I ONLY                  | 18- 8    | 68        | 0- 0           | 232         | 88            | 102      | 102  | 8     | 8         |
| DIV. I NON-CONF.             | 6- 4     | 125       | 0- 0           | 344         | 189           | 214      | 214  | 7     | 7         |
| TOTALS                       | RPI 1-25 | RPI 26-50 | W-L RECORDS    | RPI 51-100  | RPI 101-150   | RPI 150+ |      |       |           |
| 18- 8                        | 0- 1     | 1- 1      | OVERALL        | 2- 3        | 2- 1          | 13- 2    |      |       |           |
| 9- 1                         | 0- 1     | 1- 0      | HOME           | 2- 0        | 1- 0          | 5- 0     |      |       |           |
| 7- 6                         | 0- 0     | 0- 1      | AWAY           | 0- 3        | 1- 1          | 6- 1     |      |       |           |
| 2- 1                         | 0- 0     | 0- 0      | NEUTRAL        | 0- 0        | 0- 0          | 2- 1     |      |       |           |
| 6- 4                         | 0- 0     | 0- 0      | NON-CONFERENCE | 0- 1        | 0- 1          | 6- 2     |      |       |           |
| 1- 0                         | 0- 0     | 0- 0      | HOME           | 0- 0        | 0- 0          | 1- 0     |      |       |           |
| 3- 3                         | 0- 0     | 0- 0      | AWAY           | 0- 1        | 0- 1          | 3- 1     |      |       |           |
| 2- 1                         | 0- 0     | 0- 0      | NEUTRAL        | 0- 0        | 0- 0          | 2- 1     |      |       |           |
| 12- 4                        | 0- 1     | 1- 1      | CONFERENCE     | 2- 2        | 2- 0          | 7- 0     |      |       |           |
| 8- 1                         | 0- 1     | 1- 0      | HOME           | 2- 0        | 1- 0          | 4- 0     |      |       |           |
| 4- 3                         | 0- 0     | 0- 1      | AWAY           | 0- 2        | 1- 0          | 3- 0     |      |       |           |
| 0- 0                         | 0- 0     | 0- 0      | NEUTRAL        | 0- 0        | 0- 0          | 0- 0     |      |       |           |

| RPI 1-25   | RPI 26-50  | RPI 51-100   | RPI 101+   | Team's RPI: 102 |
|--|--|--|--|-----------------|
| RPI S Opponent Score   | RPI S Opponent Score   | RPI S Opponent Score   | RPI S Opponent Score   |                 |
| 14  Gonzaga 54  79 | 28  BYU 58  83                      | 56  Saint Mary's (CA) 68  79 | 110  Loyola Marymount 73 55   |                 |
|  | 28  BYU 79 65   | 56  Saint Mary's (CA) 77 72   | 110  Loyola Marymount 95 86   |                 |
|  |  | 92  Idaho St. 63  65         | 112  Providence 47  66 |                 |
|  |  | 95  Pacific 67  78           | 165  Colorado 65  80   |                 |
|  |  | 95  Pacific 96 76   | 169  Santa Clara 76 74  |                 |
|  |  |  | 169  Santa Clara 74 48  |                 |
|  |  |  | 178  Portland 82 68   |                 |
|  |  |  | 231 N Sacramento St. 113 97  |                 |
|  |  |  | 233  Hawaii 65 64   |                 |
|  |  |  | 247  San Francisco 72 66  |                 |
|  |  |  | 247  San Francisco 69 50  |                 |
|  |  |  | 253 N Northern Ky. 51 46   |                 |
|  |  |  | 256  San Diego 74 55   |                 |
|  |  |  | 256  San Diego 88 65  |                 |
|  |  |  | 295 N La Salle 55  62   |                 |
|  |  |  | 313  Cal Poly 70 63   |                 |
|  |  |  | 319  Weber St. 68 47  |                 |
|  |  |  | 344  Seattle U 78 64  |                 |
| LAST 12 Division I GAMES:  |  |  |  |                 |
| 56  Saint Mary's (CA) 77 72   | 256  San Diego 88 65  |  |  |                 |
| 95  Pacific 96 76   | 95  Pacific 67  78           |  |  |                 |
| 110  Loyola Marymount 73 55   | 56  Saint Mary's (CA) 68  79 |  |  |                 |
| 169  Santa Clara 76 74  | 110  Loyola Marymount 95 86   |  |  |                 |
| 247  San Francisco 72 66  | 247  San Francisco 69 50  |  |  |                 |
| 28  BYU 79 65   | 169  Santa Clara 74 48  |  |  |                 |

Non-Div I Games: Cal St. L.A. 80 56

Pepperdine

 Loss,  Non-Conf, S Site,  Home  Away N Neutral



| Average RPI Win:  | 151      | WON-LOST  | WINNING        | LAST 10    | STRENGTH OF | OPP. STRENGTH | TEAM | ADJ. | CONF. | ADJ CONF. |
|-------------------|----------|-----------|----------------|------------|-------------|---------------|------|------|-------|-----------|
| Average RPI Loss: | 55       | RECORD    | PCT. RANK      | GAMES      | SCHEDULE    | OF SCHEDULE   | RPI  | RPI  | RPI   | RPI       |
| DIV. I ONLY       | 10- 18   | 257       | 0- 1           | 13         | 27          | 124           | 124  | 1    | 1     |           |
| DIV. I NON-CONF.  | 9- 5     | 104       | 0- 0           | 62         | 156         | 88            | 88   | 1    | 1     |           |
| TOTALS            | RPI 1-25 | RPI 26-50 | W-L RECORDS    | RPI 51-100 | RPI 101-150 | RPI 150+      |      |      |       |           |
| 10- 18            | 0- 8     | 1- 2      | OVERALL        | 2- 5       | 4- 2        | 3- 1          |      |      |       |           |
| 6- 9              | 0- 3     | 1- 1      | HOME           | 1- 3       | 2- 2        | 2- 0          |      |      |       |           |
| 2- 8              | 0- 5     | 0- 1      | AWAY           | 0- 2       | 2- 0        | 0- 0          |      |      |       |           |
| 2- 1              | 0- 0     | 0- 0      | NEUTRAL        | 1- 0       | 0- 0        | 1- 1          |      |      |       |           |
| 9- 5              | 0- 1     | 0- 0      | NON-CONFERENCE | 2- 2       | 4- 1        | 3- 1          |      |      |       |           |
| 5- 3              | 0- 1     | 0- 0      | HOME           | 1- 1       | 2- 1        | 2- 0          |      |      |       |           |
| 2- 1              | 0- 0     | 0- 0      | AWAY           | 0- 1       | 2- 0        | 0- 0          |      |      |       |           |
| 2- 1              | 0- 0     | 0- 0      | NEUTRAL        | 1- 0       | 0- 0        | 1- 1          |      |      |       |           |
| 1- 13             | 0- 7     | 1- 2      | CONFERENCE     | 0- 3       | 0- 1        | 0- 0          |      |      |       |           |
| 1- 6              | 0- 2     | 1- 1      | HOME           | 0- 2       | 0- 1        | 0- 0          |      |      |       |           |
| 0- 7              | 0- 5     | 0- 1      | AWAY           | 0- 1       | 0- 0        | 0- 0          |      |      |       |           |
| 0- 0              | 0- 0     | 0- 0      | NEUTRAL        | 0- 0       | 0- 0        | 0- 0          |      |      |       |           |

| RPI S                     | Opponent         | Score  | RPI S | Opponent         | Score | RPI S | Opponent        | Score | RPI S | Opponent             | Score | Team's RPI: 124 |
|---------------------------|------------------|--------|-------|------------------|-------|-------|-----------------|-------|-------|----------------------|-------|-----------------|
| 1                         | A Notre Dame     | 44 100 | 31    | H North Carolina | 91 78 | 60    | H Virginia Tech | 58 74 | 108   | A Northwestern       | 52 49 |                 |
| 3                         | A Louisville     | 42 70  | 40    | A Georgia Tech   | 55 67 | 71    | H West Virginia | 43 77 | 115   | H Boston College     | 55 59 |                 |
| 8                         | A NC State       | 34 63  | 41    | H Clemson        | 59 65 | 82    | H Cincinnati    | 65 48 | 117   | H Fordham            | 65 62 |                 |
| 12                        | A Syracuse       | 63 90  |       |                  |       | 84    | A Duke          | 55 74 | 120   | H UNCW               | 60 56 |                 |
| 12                        | H Syracuse       | 50 82  |       |                  |       | 88    | N Arkansas      | 61 54 | 121   | H Youngstown St.     | 55 64 |                 |
| 15                        | H UCF            | 58 61  |       |                  |       | 93    | A Georgetown    | 41 70 | 143   | A Duquesne           | 66 58 |                 |
| 18                        | H Miami (FL)     | 51 65  |       |                  |       | 98    | H Virginia      | 57 74 | 181   | N Wisconsin          | 42 57 |                 |
| 20                        | A Florida St.    | 46 78  |       |                  |       |       |                 |       | 229   | H Saint Francis (PA) | 78 75 |                 |
|                           |                  |        |       |                  |       |       |                 |       | 290   | H New Orleans        | 90 38 |                 |
|                           |                  |        |       |                  |       |       |                 |       | 298   | N Tennessee St.      | 78 56 |                 |
| LAST 12 Division I GAMES: |                  |        |       |                  |       |       |                 |       |       |                      |       |                 |
| 12                        | A Syracuse       | 63 90  | 60    | H Virginia Tech  | 58 74 |       |                 |       |       |                      |       |                 |
| 20                        | A Florida St.    | 46 78  | 3     | A Louisville     | 42 70 |       |                 |       |       |                      |       |                 |
| 31                        | H North Carolina | 91 78  | 98    | H Virginia       | 57 74 |       |                 |       |       |                      |       |                 |
| 18                        | H Miami (FL)     | 51 65  | 41    | H Clemson        | 59 65 |       |                 |       |       |                      |       |                 |
| 40                        | A Georgia Tech   | 55 67  | 12    | H Syracuse       | 50 82 |       |                 |       |       |                      |       |                 |
| 84                        | A Duke           | 55 74  | 115   | H Boston College | 55 59 |       |                 |       |       |                      |       |                 |

Non-Div I Games:

Pittsburgh

■ Loss, 
■ Non-Conf, 
■ S Site, 
■ H Home 
■ A Away 
N Neutral

|                   |          |           |                |            |             |               |      |      |       |           |
|-------------------|----------|-----------|----------------|------------|-------------|---------------|------|------|-------|-----------|
| Average RPI Win:  | 258      | WON-LOST  | WINNING        | LAST 10    | STRENGTH OF | OPP. STRENGTH | TEAM | ADJ. | CONF. | ADJ CONF. |
| Average RPI Loss: | 87       | RECORD    | PCT. RANK      | GAMES      | SCHEDULE    | OF SCHEDULE   | RPI  | RPI  | RPI   | RPI       |
| DIV. I ONLY       | 10- 15   | 230       | 0- 0           | 112        | 128         | 178           | 178  | 8    | 8     |           |
| DIV. I NON-CONF.  | 6- 3     | 91        | 0- 0           | 192        | 338         | 135           | 135  | 7    | 7     |           |
| TOTALS            | RPI 1-25 | RPI 26-50 | W-L RECORDS    | RPI 51-100 | RPI 101-150 | RPI 150+      |      |      |       |           |
| 10- 15            | 0- 2     | 0- 2      | OVERALL        | 0- 5       | 0- 3        | 10- 3         |      |      |       |           |
| 5- 6              | 0- 1     | 0- 1      | HOME           | 0- 2       | 0- 0        | 5- 2          |      |      |       |           |
| 5- 8              | 0- 1     | 0- 1      | AWAY           | 0- 2       | 0- 3        | 5- 1          |      |      |       |           |
| 0- 1              | 0- 0     | 0- 0      | NEUTRAL        | 0- 1       | 0- 0        | 0- 0          |      |      |       |           |
| 6- 3              | 0- 0     | 0- 0      | NON-CONFERENCE | 0- 1       | 0- 1        | 6- 1          |      |      |       |           |
| 3- 1              | 0- 0     | 0- 0      | HOME           | 0- 0       | 0- 0        | 3- 1          |      |      |       |           |
| 3- 1              | 0- 0     | 0- 0      | AWAY           | 0- 0       | 0- 1        | 3- 0          |      |      |       |           |
| 0- 1              | 0- 0     | 0- 0      | NEUTRAL        | 0- 1       | 0- 0        | 0- 0          |      |      |       |           |
| 4- 12             | 0- 2     | 0- 2      | CONFERENCE     | 0- 4       | 0- 2        | 4- 2          |      |      |       |           |
| 2- 5              | 0- 1     | 0- 1      | HOME           | 0- 2       | 0- 0        | 2- 1          |      |      |       |           |
| 2- 7              | 0- 1     | 0- 1      | AWAY           | 0- 2       | 0- 2        | 2- 1          |      |      |       |           |
| 0- 0              | 0- 0     | 0- 0      | NEUTRAL        | 0- 0       | 0- 0        | 0- 0          |      |      |       |           |

| RPI 1-25                  |   |               |        | RPI 26-50 |   |                   |        | RPI 51-100 |   |                   |        | RPI 101+ Team's RPI: 178 |   |                   |        |
|---------------------------|---|---------------|--------|-----------|---|-------------------|--------|------------|---|-------------------|--------|--------------------------|---|-------------------|--------|
| RPI                       | S | Opponent      | Score  | RPI       | S | Opponent          | Score  | RPI        | S | Opponent          | Score  | RPI                      | S | Opponent          | Score  |
| 14                        | A | Gonzaga       | 71 97  | 28        | A | BYU               | 71 79  | 56         | A | Saint Mary's (CA) | 85 113 | 102                      | A | Pepperdine        | 68 82  |
| 14                        | H | Gonzaga       | 62 93  | 28        | H | BYU               | 69 70  | 56         | H | Saint Mary's (CA) | 91 98  | 110                      | A | Loyola Marymount  | 58 76  |
|                           |   |               |        |           |   |                   |        | 73         | N | Arizona           | 70 92  | 125                      | A | Portland St.      | 79 92  |
|                           |   |               |        |           |   |                   |        | 95         | A | Pacific           | 77 87  | 169                      | A | Santa Clara       | 68 106 |
|                           |   |               |        |           |   |                   |        | 95         | H | Pacific           | 66 76  | 169                      | H | Santa Clara       | 66 72  |
|                           |   |               |        |           |   |                   |        |            |   |                   |        | 177                      | H | UC Irvine         | 69 84  |
|                           |   |               |        |           |   |                   |        |            |   |                   |        | 189                      | H | Utah St.          | 61 54  |
|                           |   |               |        |           |   |                   |        |            |   |                   |        | 233                      | A | Hawaii            | 72 65  |
|                           |   |               |        |           |   |                   |        |            |   |                   |        | 247                      | A | San Francisco     | 69 66  |
|                           |   |               |        |           |   |                   |        |            |   |                   |        | 247                      | H | San Francisco     | 78 73  |
|                           |   |               |        |           |   |                   |        |            |   |                   |        | 256                      | A | San Diego         | 69 60  |
|                           |   |               |        |           |   |                   |        |            |   |                   |        | 256                      | H | San Diego         | 96 74  |
|                           |   |               |        |           |   |                   |        |            |   |                   |        | 266                      | H | Cal St. Fullerton | 83 74  |
|                           |   |               |        |           |   |                   |        |            |   |                   |        | 274                      | A | Utah Valley       | 65 60  |
|                           |   |               |        |           |   |                   |        |            |   |                   |        | 291                      | H | Air Force         | 79 60  |
|                           |   |               |        |           |   |                   |        |            |   |                   |        | 319                      | A | Weber St.         | 89 73  |
| LAST 12 Division I GAMES: |   |               |        |           |   |                   |        |            |   |                   |        |                          |   |                   |        |
| 169                       | A | Santa Clara   | 68 106 | 56        | A | Saint Mary's (CA) | 85 113 |            |   |                   |        |                          |   |                   |        |
| 247                       | A | San Francisco | 69 66  | 247       | H | San Francisco     | 78 73  |            |   |                   |        |                          |   |                   |        |
| 256                       | H | San Diego     | 96 74  | 169       | H | Santa Clara       | 66 72  |            |   |                   |        |                          |   |                   |        |
| 28                        | H | BYU           | 69 70  | 28        | A | BYU               | 71 79  |            |   |                   |        |                          |   |                   |        |
| 14                        | H | Gonzaga       | 62 93  | 256       | A | San Diego         | 69 60  |            |   |                   |        |                          |   |                   |        |
| 95                        | A | Pacific       | 77 87  | 14        | A | Gonzaga           | 71 97  |            |   |                   |        |                          |   |                   |        |

Non-Div I Games: Warner Pacific 98 63 Willamette 82 27

Portland

Loss, Non-Conf, S Site, H Home A Away N Neutral

|                   |          |           |                |            |             |               |      |      |       |           |
|-------------------|----------|-----------|----------------|------------|-------------|---------------|------|------|-------|-----------|
| Average RPI Win:  | 237      | WON-LOST  | WINNING        | LAST 10    | STRENGTH OF | OPP. STRENGTH | TEAM | ADJ. | CONF. | ADJ CONF. |
| Average RPI Loss: | 112      | RECORD    | PCT. RANK      | GAMES      | SCHEDULE    | OF SCHEDULE   | RPI  | RPI  | RPI   | RPI       |
| DIV. I ONLY       | 19- 5    | 30        | 1- 0           | 310        | 203         | 125           | 125  | 16   | 16    |           |
| DIV. I NON-CONF.  | 7- 1     | 30        | 0- 0           | 326        | 313         | 160           | 160  | 12   | 12    |           |
| TOTALS            | RPI 1-25 | RPI 26-50 | W-L RECORDS    | RPI 51-100 | RPI 101-150 | RPI 150+      |      |      |       |           |
| 19- 5             | 0- 0     | 0- 0      | OVERALL        | 1- 3       | 2- 1        | 16- 1         |      |      |       |           |
| 12- 2             | 0- 0     | 0- 0      | HOME           | 1- 1       | 2- 0        | 9- 1          |      |      |       |           |
| 7- 3              | 0- 0     | 0- 0      | AWAY           | 0- 2       | 0- 1        | 7- 0          |      |      |       |           |
| 0- 0              | 0- 0     | 0- 0      | NEUTRAL        | 0- 0       | 0- 0        | 0- 0          |      |      |       |           |
| 7- 1              | 0- 0     | 0- 0      | NON-CONFERENCE | 1- 0       | 0- 0        | 6- 1          |      |      |       |           |
| 5- 1              | 0- 0     | 0- 0      | HOME           | 1- 0       | 0- 0        | 4- 1          |      |      |       |           |
| 2- 0              | 0- 0     | 0- 0      | AWAY           | 0- 0       | 0- 0        | 2- 0          |      |      |       |           |
| 0- 0              | 0- 0     | 0- 0      | NEUTRAL        | 0- 0       | 0- 0        | 0- 0          |      |      |       |           |
| 12- 4             | 0- 0     | 0- 0      | CONFERENCE     | 0- 3       | 2- 1        | 10- 0         |      |      |       |           |
| 7- 1              | 0- 0     | 0- 0      | HOME           | 0- 1       | 2- 0        | 5- 0          |      |      |       |           |
| 5- 3              | 0- 0     | 0- 0      | AWAY           | 0- 2       | 0- 1        | 5- 0          |      |      |       |           |
| 0- 0              | 0- 0     | 0- 0      | NEUTRAL        | 0- 0       | 0- 0        | 0- 0          |      |      |       |           |

| RPI 1-25                  |   |                |       | RPI 26-50 |   |                |       | RPI 51-100 |   |           |       | RPI 101+ |   |                |       | Team's RPI: 125 |  |
|---------------------------|---|----------------|-------|-----------|---|----------------|-------|------------|---|-----------|-------|----------|---|----------------|-------|-----------------|--|
| RPI                       | S | Opponent       | Score | RPI       | S | Opponent       | Score | RPI        | S | Opponent  | Score | RPI      | S | Opponent       | Score |                 |  |
|                           |   |                |       |           |   |                |       | 83         | H | UC Davis  | 65 50 | 109      | A | Northern Colo. | 63    | 79              |  |
|                           |   |                |       |           |   |                |       | 89         | A | Idaho     | 78 80 | 109      | H | Northern Colo. | 85    | 66              |  |
|                           |   |                |       |           |   |                |       | 92         | A | Idaho St. | 54 72 | 135      | H | Montana St.    | 55    | 53              |  |
|                           |   |                |       |           |   |                |       | 92         | H | Idaho St. | 57 58 | 171      | H | Montana        | 78    | 60              |  |
|                           |   |                |       |           |   |                |       |            |   |           |       | 177      | H | UC Irvine      | 68    | 73              |  |
|                           |   |                |       |           |   |                |       |            |   |           |       | 178      | H | Portland       | 92    | 79              |  |
|                           |   |                |       |           |   |                |       |            |   |           |       | 187      | A | Eastern Wash.  | 76    | 64              |  |
|                           |   |                |       |           |   |                |       |            |   |           |       | 199      | H | UNLV           | 58    | 49              |  |
|                           |   |                |       |           |   |                |       |            |   |           |       | 231      | A | Sacramento St. | 75    | 57              |  |
|                           |   |                |       |           |   |                |       |            |   |           |       | 231      | H | Sacramento St. | 74    | 58              |  |
|                           |   |                |       |           |   |                |       |            |   |           |       | 249      | A | Northern Ariz. | 74    | 59              |  |
|                           |   |                |       |           |   |                |       |            |   |           |       | 249      | H | Northern Ariz. | 72    | 55              |  |
|                           |   |                |       |           |   |                |       |            |   |           |       | 278      | A | UTEP           | 89    | 61              |  |
|                           |   |                |       |           |   |                |       |            |   |           |       | 285      | A | Southern Utah  | 81    | 56              |  |
|                           |   |                |       |           |   |                |       |            |   |           |       | 285      | H | Southern Utah  | 63    | 49              |  |
|                           |   |                |       |           |   |                |       |            |   |           |       | 309      | H | San Jose St.   | 80    | 51              |  |
|                           |   |                |       |           |   |                |       |            |   |           |       | 319      | A | Weber St.      | 77    | 59              |  |
|                           |   |                |       |           |   |                |       |            |   |           |       | 319      | H | Weber St.      | 65    | 38              |  |
|                           |   |                |       |           |   |                |       |            |   |           |       | 336      | A | Grand Canyon   | 60    | 55              |  |
|                           |   |                |       |           |   |                |       |            |   |           |       | 344      | H | Seattle U      | 68    | 43              |  |
| LAST 12 Division I GAMES: |   |                |       |           |   |                |       |            |   |           |       |          |   |                |       |                 |  |
| 231                       | A | Sacramento St. | 75 57 | 92        | H | Idaho St.      | 57 58 |            |   |           |       |          |   |                |       |                 |  |
| 92                        | A | Idaho St.      | 54 72 | 319       | H | Weber St.      | 65 38 |            |   |           |       |          |   |                |       |                 |  |
| 285                       | A | Southern Utah  | 81 56 | 89        | A | Idaho          | 78 80 |            |   |           |       |          |   |                |       |                 |  |
| 249                       | A | Northern Ariz. | 74 59 | 187       | A | Eastern Wash.  | 76 64 |            |   |           |       |          |   |                |       |                 |  |
| 109                       | H | Northern Colo. | 85 66 | 249       | H | Northern Ariz. | 72 55 |            |   |           |       |          |   |                |       |                 |  |
| 231                       | H | Sacramento St. | 74 58 | 285       | H | Southern Utah  | 63 49 |            |   |           |       |          |   |                |       |                 |  |

Non-Div I Games: Warner Pacific 102 49

Portland St.

|                   |          |           |                |            |             |               |      |      |       |           |
|-------------------|----------|-----------|----------------|------------|-------------|---------------|------|------|-------|-----------|
| Average RPI Win:  | 293      | WON-LOST  | WINNING        | LAST 10    | STRENGTH OF | OPP. STRENGTH | TEAM | ADJ. | CONF. | ADJ CONF. |
| Average RPI Loss: | 142      | RECORD    | PCT. RANK      | GAMES      | SCHEDULE    | OF SCHEDULE   | RPI  | RPI  | RPI   | RPI       |
| DIV. I ONLY       | 11- 11   | 170       | 1- 0           | 291        | 286         | 208           | 208  | 29   | 29    |           |
| DIV. I NON-CONF.  | 1- 7     | 319       | 0- 0           | 35         | 31          | 206           | 206  | 28   | 28    |           |
| TOTALS            | RPI 1-25 | RPI 26-50 | W-L RECORDS    | RPI 51-100 | RPI 101-150 | RPI 150+      |      |      |       |           |
| 11- 11            | 0- 2     | 0- 1      | OVERALL        | 0- 1       | 0- 1        | 11- 6         |      |      |       |           |
| 5- 3              | 0- 0     | 0- 1      | HOME           | 0- 0       | 0- 0        | 5- 2          |      |      |       |           |
| 5- 8              | 0- 2     | 0- 0      | AWAY           | 0- 1       | 0- 1        | 5- 4          |      |      |       |           |
| 1- 0              | 0- 0     | 0- 0      | NEUTRAL        | 0- 0       | 0- 0        | 1- 0          |      |      |       |           |
| 1- 7              | 0- 2     | 0- 1      | NON-CONFERENCE | 0- 1       | 0- 1        | 1- 2          |      |      |       |           |
| 0- 1              | 0- 0     | 0- 1      | HOME           | 0- 0       | 0- 0        | 0- 0          |      |      |       |           |
| 0- 6              | 0- 2     | 0- 0      | AWAY           | 0- 1       | 0- 1        | 0- 2          |      |      |       |           |
| 1- 0              | 0- 0     | 0- 0      | NEUTRAL        | 0- 0       | 0- 0        | 1- 0          |      |      |       |           |
| 10- 4             | 0- 0     | 0- 0      | CONFERENCE     | 0- 0       | 0- 0        | 10- 4         |      |      |       |           |
| 5- 2              | 0- 0     | 0- 0      | HOME           | 0- 0       | 0- 0        | 5- 2          |      |      |       |           |
| 5- 2              | 0- 0     | 0- 0      | AWAY           | 0- 0       | 0- 0        | 5- 2          |      |      |       |           |
| 0- 0              | 0- 0     | 0- 0      | NEUTRAL        | 0- 0       | 0- 0        | 0- 0          |      |      |       |           |

| RPI 1-25                  |   |                  |       | RPI 26-50 |   |                  |       | RPI 51-100 |   |          |       | RPI 101+ Team's RPI: 208 |   |                    |       |
|---------------------------|---|------------------|-------|-----------|---|------------------|-------|------------|---|----------|-------|--------------------------|---|--------------------|-------|
| RPI                       | S | Opponent         | Score | RPI       | S | Opponent         | Score | RPI        | S | Opponent | Score | RPI                      | S | Opponent           | Score |
| 11                        | A | Iowa St.         | 46 94 | 35        | H | Rice             | 58 68 | 88         | A | Arkansas | 44 71 | 127                      | A | Oklahoma St.       | 50 70 |
| 22                        | A | Texas A&M        | 57 70 |           |   |                  |       |            |   |          |       | 165                      | A | Colorado           | 38 79 |
|                           |   |                  |       |           |   |                  |       |            |   |          |       | 174                      | A | Southern U.        | 55 54 |
|                           |   |                  |       |           |   |                  |       |            |   |          |       | 205                      | A | Grambling          | 57 73 |
|                           |   |                  |       |           |   |                  |       |            |   |          |       | 205                      | H | Grambling          | 63 64 |
|                           |   |                  |       |           |   |                  |       |            |   |          |       | 225                      | A | UTRGV              | 50 57 |
|                           |   |                  |       |           |   |                  |       |            |   |          |       | 242                      | A | Texas Southern     | 67 73 |
|                           |   |                  |       |           |   |                  |       |            |   |          |       | 242                      | H | Texas Southern     | 44 52 |
|                           |   |                  |       |           |   |                  |       |            |   |          |       | 246                      | N | A&M-Corpus Christi | 67 59 |
|                           |   |                  |       |           |   |                  |       |            |   |          |       | 257                      | H | Alabama St.        | 71 59 |
|                           |   |                  |       |           |   |                  |       |            |   |          |       | 277                      | A | Jackson St.        | 89 80 |
|                           |   |                  |       |           |   |                  |       |            |   |          |       | 277                      | H | Jackson St.        | 76 57 |
|                           |   |                  |       |           |   |                  |       |            |   |          |       | 288                      | H | Alabama A&M        | 77 65 |
|                           |   |                  |       |           |   |                  |       |            |   |          |       | 329                      | A | Mississippi Val.   | 75 65 |
|                           |   |                  |       |           |   |                  |       |            |   |          |       | 329                      | H | Mississippi Val.   | 91 55 |
|                           |   |                  |       |           |   |                  |       |            |   |          |       | 345                      | A | Ark.-Pine Bluff    | 80 41 |
|                           |   |                  |       |           |   |                  |       |            |   |          |       | 345                      | H | Ark.-Pine Bluff    | 79 46 |
|                           |   |                  |       |           |   |                  |       |            |   |          |       | 351                      | A | Alcorn             | 82 61 |
| LAST 12 Division I GAMES: |   |                  |       |           |   |                  |       |            |   |          |       |                          |   |                    |       |
| 345                       | H | Ark.-Pine Bluff  | 79 46 | 288       | H | Alabama A&M      | 77 65 |            |   |          |       |                          |   |                    |       |
| 329                       | H | Mississippi Val. | 91 55 | 345       | A | Ark.-Pine Bluff  | 80 41 |            |   |          |       |                          |   |                    |       |
| 205                       | A | Grambling        | 57 73 | 329       | A | Mississippi Val. | 75 65 |            |   |          |       |                          |   |                    |       |
| 277                       | A | Jackson St.      | 89 80 | 205       | H | Grambling        | 63 64 |            |   |          |       |                          |   |                    |       |
| 242                       | A | Texas Southern   | 67 73 | 277       | H | Jackson St.      | 76 57 |            |   |          |       |                          |   |                    |       |
| 257                       | H | Alabama St.      | 71 59 | 242       | H | Texas Southern   | 44 52 |            |   |          |       |                          |   |                    |       |

Non-Div I Games: Jarvis Christian 117 32 Arlington Baptist 105 31

Prairie View

Loss, Non-Conf, S Site, H Home A Away N Neutral

Presbyterian

Through Games Of Feb. 26, 2019

|                   |          |           |                |            |             |               |      |      |       |           |
|-------------------|----------|-----------|----------------|------------|-------------|---------------|------|------|-------|-----------|
| Average RPI Win:  | 313      | WON-LOST  | WINNING        | LAST 10    | STRENGTH OF | OPP. STRENGTH | TEAM | ADJ. | CONF. | ADJ CONF. |
| Average RPI Loss: | 195      | RECORD    | PCT. RANK      | GAMES      | SCHEDULE    | OF SCHEDULE   | RPI  | RPI  | RPI   | RPI       |
| DIV. I ONLY       | 5- 21    | 317       | 0- 1           | 285        | 307         | 330           | 330  | 27   | 27    |           |
| DIV. I NON-CONF.  | 2- 9     | 297       | 0- 0           | 282        | 265         | 320           | 320  | 29   | 29    |           |
| TOTALS            | RPI 1-25 | RPI 26-50 | W-L RECORDS    | RPI 51-100 | RPI 101-150 | RPI 150+      |      |      |       |           |
| 5- 21             | 0- 0     | 0- 1      | OVERALL        | 0- 2       | 0- 4        | 5- 14         |      |      |       |           |
| 3- 8              | 0- 0     | 0- 0      | HOME           | 0- 0       | 0- 1        | 3- 7          |      |      |       |           |
| 2- 13             | 0- 0     | 0- 1      | AWAY           | 0- 2       | 0- 3        | 2- 7          |      |      |       |           |
| 0- 0              | 0- 0     | 0- 0      | NEUTRAL        | 0- 0       | 0- 0        | 0- 0          |      |      |       |           |
| 2- 9              | 0- 0     | 0- 1      | NON-CONFERENCE | 0- 1       | 0- 2        | 2- 5          |      |      |       |           |
| 1- 2              | 0- 0     | 0- 0      | HOME           | 0- 0       | 0- 0        | 1- 2          |      |      |       |           |
| 1- 7              | 0- 0     | 0- 1      | AWAY           | 0- 1       | 0- 2        | 1- 3          |      |      |       |           |
| 0- 0              | 0- 0     | 0- 0      | NEUTRAL        | 0- 0       | 0- 0        | 0- 0          |      |      |       |           |
| 3- 12             | 0- 0     | 0- 0      | CONFERENCE     | 0- 1       | 0- 2        | 3- 9          |      |      |       |           |
| 2- 6              | 0- 0     | 0- 0      | HOME           | 0- 0       | 0- 1        | 2- 5          |      |      |       |           |
| 1- 6              | 0- 0     | 0- 0      | AWAY           | 0- 1       | 0- 1        | 1- 4          |      |      |       |           |
| 0- 0              | 0- 0     | 0- 0      | NEUTRAL        | 0- 0       | 0- 0        | 0- 0          |      |      |       |           |

| RPI S                     | Opponent        | Score | RPI S | Opponent         | Score | RPI S | Opponent             | Score | RPI S | Opponent | Score | Team's RPI: 330 |
|---------------------------|-----------------|-------|-------|------------------|-------|-------|----------------------|-------|-------|----------|-------|-----------------|
| 44                        | A Tennessee     | 49 97 | 76    | A Radford        | 49 59 | 120   | A UNCW               | 48 63 |       |          |       |                 |
|                           |                 |       | 97    | A Georgia        | 59 83 | 123   | A High Point         | 40 79 |       |          |       |                 |
|                           |                 |       |       |                  |       | 123   | H High Point         | 63 70 |       |          |       |                 |
|                           |                 |       |       |                  |       | 137   | A Davidson           | 56 83 |       |          |       |                 |
|                           |                 |       |       |                  |       | 186   | A UNC Asheville      | 45 51 |       |          |       |                 |
|                           |                 |       |       |                  |       | 186   | H UNC Asheville      | 43 52 |       |          |       |                 |
|                           |                 |       |       |                  |       | 195   | A Vanderbilt         | 43 78 |       |          |       |                 |
|                           |                 |       |       |                  |       | 200   | A Hampton            | 62 79 |       |          |       |                 |
|                           |                 |       |       |                  |       | 200   | H Hampton            | 68 82 |       |          |       |                 |
|                           |                 |       |       |                  |       | 214   | A Campbell           | 46 51 |       |          |       |                 |
|                           |                 |       |       |                  |       | 216   | A Furman             | 68 76 |       |          |       |                 |
|                           |                 |       |       |                  |       | 244   | H Gardner-Webb       | 58 66 |       |          |       |                 |
|                           |                 |       |       |                  |       | 259   | H Wofford            | 61 50 |       |          |       |                 |
|                           |                 |       |       |                  |       | 284   | H Ga. Southern       | 68 69 |       |          |       |                 |
|                           |                 |       |       |                  |       | 286   | A Samford            | 54 75 |       |          |       |                 |
|                           |                 |       |       |                  |       | 287   | A Col. of Charleston | 71 65 |       |          |       |                 |
|                           |                 |       |       |                  |       | 289   | A Winthrop           | 52 55 |       |          |       |                 |
|                           |                 |       |       |                  |       | 289   | H Winthrop           | 54 62 |       |          |       |                 |
|                           |                 |       |       |                  |       | 293   | H Charleston So.     | 55 63 |       |          |       |                 |
|                           |                 |       |       |                  |       | 301   | H South Carolina St. | 48 57 |       |          |       |                 |
|                           |                 |       |       |                  |       | 335   | H Longwood           | 81 66 |       |          |       |                 |
|                           |                 |       |       |                  |       | 342   | A USC Upstate        | 66 58 |       |          |       |                 |
|                           |                 |       |       |                  |       | 342   | H USC Upstate        | 70 54 |       |          |       |                 |
| LAST 12 Division I GAMES: |                 |       |       |                  |       |       |                      |       |       |          |       |                 |
| 200                       | H Hampton       | 68 82 | 293   | H Charleston So. | 55 63 |       |                      |       |       |          |       |                 |
| 342                       | A USC Upstate   | 66 58 | 186   | H UNC Asheville  | 43 52 |       |                      |       |       |          |       |                 |
| 123                       | H High Point    | 63 70 | 289   | A Winthrop       | 52 55 |       |                      |       |       |          |       |                 |
| 186                       | A UNC Asheville | 45 51 | 76    | A Radford        | 49 59 |       |                      |       |       |          |       |                 |
| 289                       | H Winthrop      | 54 62 | 244   | H Gardner-Webb   | 58 66 |       |                      |       |       |          |       |                 |
| 200                       | A Hampton       | 62 79 | 342   | H USC Upstate    | 70 54 |       |                      |       |       |          |       |                 |

Non-Div I Games:

Presbyterian

Loss, Non-Conf, S Site, H Home A Away N Neutral

|                   |          |           |                |            |             |               |      |      |       |           |
|-------------------|----------|-----------|----------------|------------|-------------|---------------|------|------|-------|-----------|
| Average RPI Win:  | 185      | WON-LOST  | WINNING        | LAST 10    | STRENGTH OF | OPP. STRENGTH | TEAM | ADJ. | CONF. | ADJ CONF. |
| Average RPI Loss: | 85       | RECORD    | PCT. RANK      | GAMES      | SCHEDULE    | OF SCHEDULE   | RPI  | RPI  | RPI   | RPI       |
| DIV. I ONLY       | 16- 9    | 93        | 1- 0           | 69         | 114         | 66            | 66   | 11   | 11    |           |
| DIV. I NON-CONF.  | 8- 7     | 160       | 0- 0           | 59         | 69          | 75            | 75   | 11   | 11    |           |
| TOTALS            | RPI 1-25 | RPI 26-50 | W-L RECORDS    | RPI 51-100 | RPI 101-150 | RPI 150+      |      |      |       |           |
| 16- 9             | 0- 2     | 0- 1      | OVERALL        | 3- 2       | 3- 3        | 10- 1         |      |      |       |           |
| 6- 3              | 0- 0     | 0- 0      | HOME           | 1- 1       | 2- 2        | 3- 0          |      |      |       |           |
| 10- 3             | 0- 0     | 0- 0      | AWAY           | 2- 1       | 1- 1        | 7- 1          |      |      |       |           |
| 0- 3              | 0- 2     | 0- 1      | NEUTRAL        | 0- 0       | 0- 0        | 0- 0          |      |      |       |           |
| 8- 7              | 0- 2     | 0- 1      | NON-CONFERENCE | 1- 1       | 3- 2        | 4- 1          |      |      |       |           |
| 3- 1              | 0- 0     | 0- 0      | HOME           | 1- 0       | 2- 1        | 0- 0          |      |      |       |           |
| 5- 3              | 0- 0     | 0- 0      | AWAY           | 0- 1       | 1- 1        | 4- 1          |      |      |       |           |
| 0- 3              | 0- 2     | 0- 1      | NEUTRAL        | 0- 0       | 0- 0        | 0- 0          |      |      |       |           |
| 8- 2              | 0- 0     | 0- 0      | CONFERENCE     | 2- 1       | 0- 1        | 6- 0          |      |      |       |           |
| 3- 2              | 0- 0     | 0- 0      | HOME           | 0- 1       | 0- 1        | 3- 0          |      |      |       |           |
| 5- 0              | 0- 0     | 0- 0      | AWAY           | 2- 0       | 0- 0        | 3- 0          |      |      |       |           |
| 0- 0              | 0- 0     | 0- 0      | NEUTRAL        | 0- 0       | 0- 0        | 0- 0          |      |      |       |           |

| RPI 1-25                  |   |          |       | RPI 26-50 |   |            |       | RPI 51-100 |   |            |       | Team's RPI: 66 | RPI 101+ |               |                      |       |
|---------------------------|---|----------|-------|-----------|---|------------|-------|------------|---|------------|-------|----------------|----------|---------------|----------------------|-------|
| RPI                       | S | Opponent | Score | RPI       | S | Opponent   | Score | RPI        | S | Opponent   | Score |                | RPI      | S             | Opponent             | Score |
| 12                        | N | Syracuse | 61 92 | 37        | N | Kansas St. | 61 80 | 51         | H | Quinnipiac | 54 42 |                | 113      | A             | Hartford             | 75 38 |
| 25                        | N | DePaul   | 67 82 |           |   |            |       | 52         | A | Villanova  | 46 67 |                | 116      | H             | Yale                 | 86 96 |
|                           |   |          |       |           |   |            |       | 72         | A | Penn       | 68 53 |                | 126      | A             | Penn St.             | 71 79 |
|                           |   |          |       |           |   |            |       | 72         | H | Penn       | 60 66 |                | 136      | H             | Marist               | 60 57 |
|                           |   |          |       |           |   |            |       | 81         | A | Harvard    | 75 71 |                | 137      | H             | Davidson             | 65 57 |
|                           |   |          |       |           |   |            |       |            |   |            |       |                | 138      | H             | Seton Hall           | 66 70 |
|                           |   |          |       |           |   |            |       |            |   |            |       |                | 179      | A             | Rider                | 89 65 |
|                           |   |          |       |           |   |            |       |            |   |            |       |                | 191      | A             | George Washington    | 49 64 |
|                           |   |          |       |           |   |            |       |            |   |            |       |                | 203      | A             | Dartmouth            | 82 75 |
|                           |   |          |       |           |   |            |       |            |   |            |       |                | 222      | A             | Cornell              | 75 46 |
|                           |   |          |       |           |   |            |       |            |   |            |       |                | 222      | H             | Cornell              | 68 64 |
|                           |   |          |       |           |   |            |       |            |   |            |       |                | 232      | A             | Monmouth             | 79 47 |
|                           |   |          |       |           |   |            |       |            |   |            |       |                | 236      | A             | Columbia             | 79 64 |
|                           |   |          |       |           |   |            |       |            |   |            |       |                | 236      | H             | Columbia             | 65 59 |
|                           |   |          |       |           |   |            |       |            |   |            |       |                | 262      | A             | St. Francis Brooklyn | 83 64 |
|                           |   |          |       |           |   |            |       |            |   |            |       |                | 272      | H             | Brown                | 93 74 |
|                           |   |          |       |           |   |            |       |            |   |            |       |                | 308      | A             | New Hampshire        | 90 42 |
| LAST 12 Division I GAMES: |   |          |       |           |   |            |       |            |   |            |       |                |          |               |                      |       |
|                           |   |          |       | 72        | A | Penn       | 68 53 |            |   |            |       | 116            | H        | Yale          | 86 96                |       |
|                           |   |          |       | 236       | H | Columbia   | 65 59 |            |   |            |       | 222            | A        | Cornell       | 75 46                |       |
|                           |   |          |       | 222       | H | Cornell    | 68 64 |            |   |            |       | 236            | A        | Columbia      | 79 64                |       |
|                           |   |          |       | 203       | A | Dartmouth  | 82 75 |            |   |            |       | 72             | H        | Penn          | 60 66                |       |
|                           |   |          |       | 81        | A | Harvard    | 75 71 |            |   |            |       | 308            | A        | New Hampshire | 90 42                |       |
|                           |   |          |       | 272       | H | Brown      | 93 74 |            |   |            |       | 113            | A        | Hartford      | 75 38                |       |

Non-Div I Games:

Princeton

■ Loss, 
■ Non-Conf, S Site, 
■ Home 
■ Away 
N Neutral

## Providence

Through Games Of Feb. 26, 2019

| Average RPI Win:  | 162      | WON-LOST  | WINNING        | LAST 10    | STRENGTH OF | OPP. STRENGTH | TEAM | ADJ. | CONF. | ADJ CONF. |
|-------------------|----------|-----------|----------------|------------|-------------|---------------|------|------|-------|-----------|
| Average RPI Loss: | 98       | RECORD    | PCT. RANK      | GAMES      | SCHEDULE    | OF SCHEDULE   | RPI  | RPI  | RPI   | RPI       |
| DIV. I ONLY       | 16- 12   | 137       | 1- 0           | 114        | 72          | 112           | 112  | 6    | 6     |           |
| DIV. I NON-CONF.  | 8- 4     | 91        | 1- 0           | 246        | 181         | 155           | 155  | 4    | 4     |           |
| TOTALS            | RPI 1-25 | RPI 26-50 | W-L RECORDS    | RPI 51-100 | RPI 101-150 | RPI 150+      |      |      |       |           |
| 16- 12            | 0- 2     | 0- 0      | OVERALL        | 3- 4       | 6- 5        | 7- 1          |      |      |       |           |
| 9- 5              | 0- 0     | 0- 0      | HOME           | 2- 2       | 3- 3        | 4- 0          |      |      |       |           |
| 6- 7              | 0- 2     | 0- 0      | AWAY           | 1- 2       | 3- 2        | 2- 1          |      |      |       |           |
| 1- 0              | 0- 0     | 0- 0      | NEUTRAL        | 0- 0       | 0- 0        | 1- 0          |      |      |       |           |
| 8- 4              | 0- 0     | 0- 0      | NON-CONFERENCE | 0- 1       | 3- 2        | 5- 1          |      |      |       |           |
| 5- 2              | 0- 0     | 0- 0      | HOME           | 0- 1       | 2- 1        | 3- 0          |      |      |       |           |
| 2- 2              | 0- 0     | 0- 0      | AWAY           | 0- 0       | 1- 1        | 1- 1          |      |      |       |           |
| 1- 0              | 0- 0     | 0- 0      | NEUTRAL        | 0- 0       | 0- 0        | 1- 0          |      |      |       |           |
| 8- 8              | 0- 2     | 0- 0      | CONFERENCE     | 3- 3       | 3- 3        | 2- 0          |      |      |       |           |
| 4- 3              | 0- 0     | 0- 0      | HOME           | 2- 1       | 1- 2        | 1- 0          |      |      |       |           |
| 4- 5              | 0- 2     | 0- 0      | AWAY           | 1- 2       | 2- 1        | 1- 0          |      |      |       |           |
| 0- 0              | 0- 0     | 0- 0      | NEUTRAL        | 0- 0       | 0- 0        | 0- 0          |      |      |       |           |

| RPI S                     | Opponent          | Score | RPI S | Opponent     | Score | RPI S | Opponent     | Score | RPI S | Opponent          | Score | Team's RPI: 112 |
|---------------------------|-------------------|-------|-------|--------------|-------|-------|--------------|-------|-------|-------------------|-------|-----------------|
| 10                        | A Marquette       | 46 85 |       |              |       | 51    | H Quinnipiac | 44 48 | 102   | H Pepperdine      | 66 47 |                 |
| 25                        | A DePaul          | 62 88 |       |              |       | 52    | A Villanova  | 33 53 | 104   | A St. John's (NY) | 67 66 |                 |
|                           |                   |       |       |              |       | 52    | H Villanova  | 67 61 | 104   | H St. John's (NY) | 57 60 |                 |
|                           |                   |       |       |              |       | 54    | A Butler     | 66 63 | 105   | A Creighton       | 77 63 |                 |
|                           |                   |       |       |              |       | 54    | H Butler     | 74 68 | 105   | H Creighton       | 64 73 |                 |
|                           |                   |       |       |              |       | 93    | A Georgetown | 56 61 | 114   | H Northeastern    | 59 65 |                 |
|                           |                   |       |       |              |       | 93    | H Georgetown | 52 68 | 115   | A Boston College  | 61 57 |                 |
|                           |                   |       |       |              |       |       |              |       | 116   | H Yale            | 59 42 |                 |
|                           |                   |       |       |              |       |       |              |       | 126   | A Penn St.        | 72 74 |                 |
|                           |                   |       |       |              |       |       |              |       | 138   | A Seton Hall      | 73 79 |                 |
|                           |                   |       |       |              |       |       |              |       | 138   | H Seton Hall      | 82 75 |                 |
|                           |                   |       |       |              |       |       |              |       | 185   | A Xavier          | 63 55 |                 |
|                           |                   |       |       |              |       |       |              |       | 185   | H Xavier          | 71 58 |                 |
|                           |                   |       |       |              |       |       |              |       | 215   | H Sacred Heart    | 62 52 |                 |
|                           |                   |       |       |              |       |       |              |       | 253   | H Northern Ky.    | 48 43 |                 |
|                           |                   |       |       |              |       |       |              |       | 263   | A Rhode Island    | 65 72 |                 |
|                           |                   |       |       |              |       |       |              |       | 295   | H La Salle        | 77 47 |                 |
|                           |                   |       |       |              |       |       |              |       | 299   | N Bryant          | 72 64 |                 |
|                           |                   |       |       |              |       |       |              |       | 324   | A UMass Lowell    | 71 47 |                 |
| LAST 12 Division I GAMES: |                   |       |       |              |       |       |              |       |       |                   |       |                 |
| 299                       | N Bryant          | 72 64 | 93    | A Georgetown | 56 61 |       |              |       |       |                   |       |                 |
| 105                       | H Creighton       | 64 73 | 52    | A Villanova  | 33 53 |       |              |       |       |                   |       |                 |
| 54                        | A Butler          | 66 63 | 105   | A Creighton  | 77 63 |       |              |       |       |                   |       |                 |
| 185                       | A Xavier          | 63 55 | 185   | H Xavier     | 71 58 |       |              |       |       |                   |       |                 |
| 104                       | H St. John's (NY) | 57 60 | 54    | H Butler     | 74 68 |       |              |       |       |                   |       |                 |
| 138                       | H Seton Hall      | 82 75 | 138   | A Seton Hall | 73 79 |       |              |       |       |                   |       |                 |

Non-Div I Games:

Providence

■ Loss, 
 ■ Non-Conf, 
 ■ S Site, 
 ■ H Home 
 ■ A Away 
 N Neutral

|                   |          |           |                |            |             |               |      |      |       |           |
|-------------------|----------|-----------|----------------|------------|-------------|---------------|------|------|-------|-----------|
| Average RPI Win:  | 144      | WON-LOST  | WINNING        | LAST 10    | STRENGTH OF | OPP. STRENGTH | TEAM | ADJ. | CONF. | ADJ CONF. |
| Average RPI Loss: | 64       | RECORD    | PCT. RANK      | GAMES      | SCHEDULE    | OF SCHEDULE   | RPI  | RPI  | RPI   | RPI       |
| DIV. I ONLY       | 17- 13   | 140       | 0- 1           | 35         | 60          | 74            | 74   | 5    | 5     |           |
| DIV. I NON-CONF.  | 9- 4     | 85        | 0- 0           | 79         | 79          | 72            | 72   | 6    | 6     |           |
| TOTALS            | RPI 1-25 | RPI 26-50 | W-L RECORDS    | RPI 51-100 | RPI 101-150 | RPI 150+      |      |      |       |           |
| 17- 13            | 2- 4     | 1- 3      | OVERALL        | 3- 2       | 3- 3        | 8- 1          |      |      |       |           |
| 13- 4             | 2- 2     | 1- 0      | HOME           | 3- 1       | 1- 1        | 6- 0          |      |      |       |           |
| 3- 7              | 0- 1     | 0- 3      | AWAY           | 0- 1       | 2- 1        | 1- 1          |      |      |       |           |
| 1- 2              | 0- 1     | 0- 0      | NEUTRAL        | 0- 0       | 0- 1        | 1- 0          |      |      |       |           |
| 9- 4              | 1- 2     | 0- 1      | NON-CONFERENCE | 1- 0       | 0- 1        | 7- 0          |      |      |       |           |
| 7- 1              | 1- 1     | 0- 0      | HOME           | 1- 0       | 0- 0        | 5- 0          |      |      |       |           |
| 1- 1              | 0- 0     | 0- 1      | AWAY           | 0- 0       | 0- 0        | 1- 0          |      |      |       |           |
| 1- 2              | 0- 1     | 0- 0      | NEUTRAL        | 0- 0       | 0- 1        | 1- 0          |      |      |       |           |
| 8- 9              | 1- 2     | 1- 2      | CONFERENCE     | 2- 2       | 3- 2        | 1- 1          |      |      |       |           |
| 6- 3              | 1- 1     | 1- 0      | HOME           | 2- 1       | 1- 1        | 1- 0          |      |      |       |           |
| 2- 6              | 0- 1     | 0- 2      | AWAY           | 0- 1       | 2- 1        | 0- 1          |      |      |       |           |
| 0- 0              | 0- 0     | 0- 0      | NEUTRAL        | 0- 0       | 0- 0        | 0- 0          |      |      |       |           |

| RPI 1-25                  |   |                |       | RPI 26-50 |   |              |       | RPI 51-100 Team's RPI: 74 |   |          |       | RPI 101+ |   |                   |       |
|---------------------------|---|----------------|-------|-----------|---|--------------|-------|---------------------------|---|----------|-------|----------|---|-------------------|-------|
| RPI                       | S | Opponent       | Score | RPI       | S | Opponent     | Score | RPI                       | S | Opponent | Score | RPI      | S | Opponent          | Score |
| 6                         | N | UConn          | 40 86 | 27        | A | Rutgers      | 63 65 | 55                        | H | Indiana  | 56 53 | 104      | N | St. John's (NY)   | 62 68 |
| 7                         | A | Iowa           | 58 72 | 32        | A | Ohio         | 73 80 | 77                        | H | Ohio St. | 60 42 | 106      | A | Minnesota         | 64 53 |
| 7                         | H | Iowa           | 62 57 | 39        | A | Michigan St. | 66 74 | 81                        | H | Harvard  | 66 65 | 106      | H | Minnesota         | 45 65 |
| 13                        | H | Maryland       | 55 58 | 46        | H | Michigan     | 71 70 | 86                        | A | Nebraska | 61 67 | 108      | A | Northwestern      | 57 54 |
| 16                        | H | South Carolina | 73 82 |           |   |              |       | 86                        | H | Nebraska | 64 84 | 108      | H | Northwestern      | 61 58 |
| 18                        | H | Miami (FL)     | 74 63 |           |   |              |       |                           |   |          |       | 126      | A | Penn St.          | 61 72 |
|                           |   |                |       |           |   |              |       |                           |   |          |       | 156      | H | Bradley           | 74 61 |
|                           |   |                |       |           |   |              |       |                           |   |          |       | 181      | A | Wisconsin         | 69 76 |
|                           |   |                |       |           |   |              |       |                           |   |          |       | 206      | N | Ole Miss          | 70 59 |
|                           |   |                |       |           |   |              |       |                           |   |          |       | 209      | H | Illinois          | 72 50 |
|                           |   |                |       |           |   |              |       |                           |   |          |       | 212      | A | Ball St.          | 80 38 |
|                           |   |                |       |           |   |              |       |                           |   |          |       | 235      | H | Western Ill.      | 81 60 |
|                           |   |                |       |           |   |              |       |                           |   |          |       | 243      | H | Loyola Chicago    | 65 41 |
|                           |   |                |       |           |   |              |       |                           |   |          |       | 250      | H | Albany (NY)       | 53 41 |
|                           |   |                |       |           |   |              |       |                           |   |          |       | 334      | H | Purdue Fort Wayne | 78 44 |
| LAST 12 Division I GAMES: |   |                |       |           |   |              |       |                           |   |          |       |          |   |                   |       |
| 13                        | H | Maryland       | 55 58 | 39        | A | Michigan St. | 66 74 |                           |   |          |       |          |   |                   |       |
| 126                       | A | Penn St.       | 61 72 | 86        | H | Nebraska     | 64 84 |                           |   |          |       |          |   |                   |       |
| 108                       | H | Northwestern   | 61 58 | 7         | A | Iowa         | 58 72 |                           |   |          |       |          |   |                   |       |
| 106                       | H | Minnesota      | 45 65 | 106       | A | Minnesota    | 64 53 |                           |   |          |       |          |   |                   |       |
| 86                        | A | Nebraska       | 61 67 | 55        | H | Indiana      | 56 53 |                           |   |          |       |          |   |                   |       |
| 209                       | H | Illinois       | 72 50 | 27        | A | Rutgers      | 63 65 |                           |   |          |       |          |   |                   |       |

Non-Div I Games:

Purdue

■ Loss, 
 ■ Non-Conf, 
 S Site, 
 ■ Home 
 ■ Away 
 N Neutral



|                   |          |           |                |            |             |               |      |      |       |           |
|-------------------|----------|-----------|----------------|------------|-------------|---------------|------|------|-------|-----------|
| Average RPI Win:  | 271      | WON-LOST  | WINNING        | LAST 10    | STRENGTH OF | OPP. STRENGTH | TEAM | ADJ. | CONF. | ADJ CONF. |
| Average RPI Loss: | 191      | RECORD    | PCT. RANK      | GAMES      | SCHEDULE    | OF SCHEDULE   | RPI  | RPI  | RPI   | RPI       |
| DIV. I ONLY       | 3- 20    | 336       | 0- 1           | 276        | 241         | 334           | 334  | 19   | 19    |           |
| DIV. I NON-CONF.  | 1- 8     | 322       | 0- 0           | 338        | 311         | 349           | 349  | 19   | 19    |           |
| TOTALS            | RPI 1-25 | RPI 26-50 | W-L RECORDS    | RPI 51-100 | RPI 101-150 | RPI 150+      |      |      |       |           |
| 3- 20             | 0- 0     | 0- 4      | OVERALL        | 0- 1       | 0- 0        | 3- 15         |      |      |       |           |
| 2- 7              | 0- 0     | 0- 2      | HOME           | 0- 0       | 0- 0        | 2- 5          |      |      |       |           |
| 1- 13             | 0- 0     | 0- 2      | AWAY           | 0- 1       | 0- 0        | 1- 10         |      |      |       |           |
| 0- 0              | 0- 0     | 0- 0      | NEUTRAL        | 0- 0       | 0- 0        | 0- 0          |      |      |       |           |
| 1- 8              | 0- 0     | 0- 0      | NON-CONFERENCE | 0- 1       | 0- 0        | 1- 7          |      |      |       |           |
| 0- 3              | 0- 0     | 0- 0      | HOME           | 0- 0       | 0- 0        | 0- 3          |      |      |       |           |
| 1- 5              | 0- 0     | 0- 0      | AWAY           | 0- 1       | 0- 0        | 1- 4          |      |      |       |           |
| 0- 0              | 0- 0     | 0- 0      | NEUTRAL        | 0- 0       | 0- 0        | 0- 0          |      |      |       |           |
| 2- 12             | 0- 0     | 0- 4      | CONFERENCE     | 0- 0       | 0- 0        | 2- 8          |      |      |       |           |
| 2- 4              | 0- 0     | 0- 2      | HOME           | 0- 0       | 0- 0        | 2- 2          |      |      |       |           |
| 0- 8              | 0- 0     | 0- 2      | AWAY           | 0- 0       | 0- 0        | 0- 6          |      |      |       |           |
| 0- 0              | 0- 0     | 0- 0      | NEUTRAL        | 0- 0       | 0- 0        | 0- 0          |      |      |       |           |

| RPI S                     | Opponent           | Score | RPI S | Opponent           | Score | RPI S | Opponent           | Score | RPI S | Opponent | Score | Team's RPI: 334 |
|---------------------------|--------------------|-------|-------|--------------------|-------|-------|--------------------|-------|-------|----------|-------|-----------------|
| 29                        | A South Dakota St. | 68 92 | 74    | A Purdue           | 44 78 | 159   | A Denver           | 62 82 |       |          |       |                 |
| 29                        | H South Dakota St. | 52 85 |       |                    |       | 159   | H Denver           | 70 55 |       |          |       |                 |
| 34                        | A South Dakota     | 51 69 |       |                    |       | 167   | A Oral Roberts     | 56 66 |       |          |       |                 |
| 34                        | H South Dakota     | 49 71 |       |                    |       | 167   | H Oral Roberts     | 61 72 |       |          |       |                 |
|                           |                    |       |       |                    |       | 196   | A Milwaukee        | 48 70 |       |          |       |                 |
|                           |                    |       |       |                    |       | 204   | H Eastern Mich.    | 72 87 |       |          |       |                 |
|                           |                    |       |       |                    |       | 235   | A Western Ill.     | 59 73 |       |          |       |                 |
|                           |                    |       |       |                    |       | 235   | H Western Ill.     | 61 90 |       |          |       |                 |
|                           |                    |       |       |                    |       | 240   | H SIUE             | 49 57 |       |          |       |                 |
|                           |                    |       |       |                    |       | 243   | A Loyola Chicago   | 67 81 |       |          |       |                 |
|                           |                    |       |       |                    |       | 252   | A North Dakota     | 60 79 |       |          |       |                 |
|                           |                    |       |       |                    |       | 269   | A Western Mich.    | 61 69 |       |          |       |                 |
|                           |                    |       |       |                    |       | 294   | A Eastern Ill.     | 63 72 |       |          |       |                 |
|                           |                    |       |       |                    |       | 314   | H Valparaiso       | 64 68 |       |          |       |                 |
|                           |                    |       |       |                    |       | 318   | A North Dakota St. | 54 70 |       |          |       |                 |
|                           |                    |       |       |                    |       | 321   | A Omaha            | 61 70 |       |          |       |                 |
|                           |                    |       |       |                    |       | 321   | H Omaha            | 56 48 |       |          |       |                 |
|                           |                    |       |       |                    |       | 332   | A Evansville       | 72 66 |       |          |       |                 |
| LAST 12 Division I GAMES: |                    |       |       |                    |       |       |                    |       |       |          |       |                 |
| 29                        | A South Dakota St. | 68 92 | 159   | H Denver           | 70 55 |       |                    |       |       |          |       |                 |
| 321                       | A Omaha            | 61 70 | 321   | H Omaha            | 56 48 |       |                    |       |       |          |       |                 |
| 159                       | A Denver           | 62 82 | 235   | A Western Ill.     | 59 73 |       |                    |       |       |          |       |                 |
| 235                       | H Western Ill.     | 61 90 | 34    | A South Dakota     | 51 69 |       |                    |       |       |          |       |                 |
| 34                        | H South Dakota     | 49 71 | 167   | H Oral Roberts     | 61 72 |       |                    |       |       |          |       |                 |
| 167                       | A Oral Roberts     | 56 66 | 29    | H South Dakota St. | 52 85 |       |                    |       |       |          |       |                 |

Non-Div I Games: Taylor (IN) 84 74 Goshen 86 45 Ind.-Kokomo 87 50

Purdue Fort Wayne

Loss, Non-Conf, S Site, H Home A Away N Neutral

Quinnipiac

Through Games Of Feb. 26, 2019

|                   |          |           |                |            |             |               |      |      |       |           |
|-------------------|----------|-----------|----------------|------------|-------------|---------------|------|------|-------|-----------|
| Average RPI Win:  | 225      | WON-LOST  | WINNING        | LAST 10    | STRENGTH OF | OPP. STRENGTH | TEAM | ADJ. | CONF. | ADJ CONF. |
| Average RPI Loss: | 36       | RECORD    | PCT. RANK      | GAMES      | SCHEDULE    | OF SCHEDULE   | RPI  | RPI  | RPI   | RPI       |
| DIV. I ONLY       | 21- 6    | 33        | 1- 0           | 98         | 192         | 51            | 51   | 26   | 26    |           |
| DIV. I NON-CONF.  | 5- 6     | 177       | 1- 0           | 20         | 11          | 54            | 54   | 27   | 27    |           |
| TOTALS            | RPI 1-25 | RPI 26-50 | W-L RECORDS    | RPI 51-100 | RPI 101-150 | RPI 150+      |      |      |       |           |
| 21- 6             | 0- 2     | 0- 2      | OVERALL        | 2- 2       | 3- 0        | 16- 0         |      |      |       |           |
| 9- 2              | 0- 2     | 0- 0      | HOME           | 0- 0       | 1- 0        | 8- 0          |      |      |       |           |
| 11- 2             | 0- 0     | 0- 0      | AWAY           | 2- 2       | 2- 0        | 7- 0          |      |      |       |           |
| 1- 2              | 0- 0     | 0- 2      | NEUTRAL        | 0- 0       | 0- 0        | 1- 0          |      |      |       |           |
| 5- 6              | 0- 2     | 0- 2      | NON-CONFERENCE | 2- 2       | 1- 0        | 2- 0          |      |      |       |           |
| 1- 2              | 0- 2     | 0- 0      | HOME           | 0- 0       | 0- 0        | 1- 0          |      |      |       |           |
| 3- 2              | 0- 0     | 0- 0      | AWAY           | 2- 2       | 1- 0        | 0- 0          |      |      |       |           |
| 1- 2              | 0- 0     | 0- 2      | NEUTRAL        | 0- 0       | 0- 0        | 1- 0          |      |      |       |           |
| 16- 0             | 0- 0     | 0- 0      | CONFERENCE     | 0- 0       | 2- 0        | 14- 0         |      |      |       |           |
| 8- 0              | 0- 0     | 0- 0      | HOME           | 0- 0       | 1- 0        | 7- 0          |      |      |       |           |
| 8- 0              | 0- 0     | 0- 0      | AWAY           | 0- 0       | 1- 0        | 7- 0          |      |      |       |           |
| 0- 0              | 0- 0     | 0- 0      | NEUTRAL        | 0- 0       | 0- 0        | 0- 0          |      |      |       |           |

| RPI 1-25                  |   |               |       | RPI 26-50 |   |          |       | RPI 51-100 |   |           |       | Team's RPI: 51 | RPI 101+ |   |               |       |
|---------------------------|---|---------------|-------|-----------|---|----------|-------|------------|---|-----------|-------|----------------|----------|---|---------------|-------|
| RPI                       | S | Opponent      | Score | RPI       | S | Opponent | Score | RPI        | S | Opponent  | Score |                | RPI      | S | Opponent      | Score |
| 15                        | H | UCF           | 45 47 | 26        | N | Texas    | 55 56 | 53         | A | Bucknell  | 58 75 |                | 112      | A | Providence    | 48 44 |
| 23                        | H | Central Mich. | 52 67 | 30        | N | Missouri | 51 65 | 65         | A | Drexel    | 56 52 |                | 136      | A | Marist        | 76 69 |
|                           |   |               |       |           |   |          |       | 66         | A | Princeton | 42 54 |                | 136      | H | Marist        | 78 66 |
|                           |   |               |       |           |   |          |       | 81         | A | Harvard   | 72 67 |                | 179      | A | Rider         | 66 60 |
|                           |   |               |       |           |   |          |       |            |   |           |       |                | 179      | H | Rider         | 72 56 |
|                           |   |               |       |           |   |          |       |            |   |           |       |                | 212      | N | Ball St.      | 69 66 |
|                           |   |               |       |           |   |          |       |            |   |           |       |                | 232      | A | Monmouth      | 58 46 |
|                           |   |               |       |           |   |          |       |            |   |           |       |                | 232      | H | Monmouth      | 67 38 |
|                           |   |               |       |           |   |          |       |            |   |           |       |                | 261      | A | Niagara       | 96 55 |
|                           |   |               |       |           |   |          |       |            |   |           |       |                | 261      | H | Niagara       | 62 42 |
|                           |   |               |       |           |   |          |       |            |   |           |       |                | 270      | H | Siena         | 68 31 |
|                           |   |               |       |           |   |          |       |            |   |           |       |                | 271      | H | Richmond      | 65 48 |
|                           |   |               |       |           |   |          |       |            |   |           |       |                | 281      | A | Canisius      | 55 42 |
|                           |   |               |       |           |   |          |       |            |   |           |       |                | 281      | H | Canisius      | 68 51 |
|                           |   |               |       |           |   |          |       |            |   |           |       |                | 282      | A | Manhattan     | 64 39 |
|                           |   |               |       |           |   |          |       |            |   |           |       |                | 292      | A | Fairfield     | 48 40 |
|                           |   |               |       |           |   |          |       |            |   |           |       |                | 292      | H | Fairfield     | 81 36 |
|                           |   |               |       |           |   |          |       |            |   |           |       |                | 331      | A | Iona          | 76 39 |
|                           |   |               |       |           |   |          |       |            |   |           |       |                | 340      | H | Saint Peter's | 90 45 |
| LAST 12 Division I GAMES: |   |               |       |           |   |          |       |            |   |           |       |                |          |   |               |       |
| 212                       | N | Ball St.      | 69 66 | 281       | H | Canisius | 68 51 |            |   |           |       |                |          |   |               |       |
| 30                        | N | Missouri      | 51 65 | 261       | H | Niagara  | 62 42 |            |   |           |       |                |          |   |               |       |
| 136                       | H | Marist        | 78 66 | 179       | H | Rider    | 72 56 |            |   |           |       |                |          |   |               |       |
| 179                       | A | Rider         | 66 60 | 232       | A | Monmouth | 58 46 |            |   |           |       |                |          |   |               |       |
| 292                       | A | Fairfield     | 48 40 | 331       | A | Iona     | 76 39 |            |   |           |       |                |          |   |               |       |
| 282                       | A | Manhattan     | 64 39 | 270       | H | Siena    | 68 31 |            |   |           |       |                |          |   |               |       |

Non-Div I Games:

Quinnipiac

Loss, Non-Conf, S Site, H Home A Away N Neutral

|                              |          |           |                |             |               |          |      |       |           |
|------------------------------|----------|-----------|----------------|-------------|---------------|----------|------|-------|-----------|
| Average RPI Win: <b>232</b>  | WON-LOST | WINNING   | LAST 10        | STRENGTH OF | OPP. STRENGTH | TEAM     | ADJ. | CONF. | ADJ CONF. |
| Average RPI Loss: <b>121</b> | RECORD   | PCT. RANK | GAMES          | SCHEDULE    | OF SCHEDULE   | RPI      | RPI  | RPI   | RPI       |
| DIV. I ONLY                  | 19- 6    | 43        | 1- 0           | 183         | 254           | 76       | 76   | 27    | 27        |
| DIV. I NON-CONF.             | 5- 5     | 162       | 0- 0           | 112         | 63            | 112      | 112  | 29    | 29        |
| TOTALS                       | RPI 1-25 | RPI 26-50 | W-L RECORDS    | RPI 51-100  | RPI 101-150   | RPI 150+ |      |       |           |
| 19- 6                        | 0- 1     | 0- 0      | OVERALL        | 2- 2        | 2- 1          | 15- 2    |      |       |           |
| 9- 1                         | 0- 0     | 0- 0      | HOME           | 0- 0        | 1- 1          | 8- 0     |      |       |           |
| 9- 4                         | 0- 1     | 0- 0      | AWAY           | 2- 1        | 1- 0          | 6- 2     |      |       |           |
| 1- 1                         | 0- 0     | 0- 0      | NEUTRAL        | 0- 1        | 0- 0          | 1- 0     |      |       |           |
| 5- 5                         | 0- 1     | 0- 0      | NON-CONFERENCE | 2- 2        | 0- 1          | 3- 1     |      |       |           |
| 2- 1                         | 0- 0     | 0- 0      | HOME           | 0- 0        | 0- 1          | 2- 0     |      |       |           |
| 2- 3                         | 0- 1     | 0- 0      | AWAY           | 2- 1        | 0- 0          | 0- 1     |      |       |           |
| 1- 1                         | 0- 0     | 0- 0      | NEUTRAL        | 0- 1        | 0- 0          | 1- 0     |      |       |           |
| 14- 1                        | 0- 0     | 0- 0      | CONFERENCE     | 0- 0        | 2- 0          | 12- 1    |      |       |           |
| 7- 0                         | 0- 0     | 0- 0      | HOME           | 0- 0        | 1- 0          | 6- 0     |      |       |           |
| 7- 1                         | 0- 0     | 0- 0      | AWAY           | 0- 0        | 1- 0          | 6- 1     |      |       |           |
| 0- 0                         | 0- 0     | 0- 0      | NEUTRAL        | 0- 0        | 0- 0          | 0- 0     |      |       |           |

| RPI 1-25                  |   |               |              | RPI 26-50 |   |                |       | RPI 51-100 Team's RPI: 76 |   |               |              | RPI 101+ |   |                    |              |
|---------------------------|---|---------------|--------------|-----------|---|----------------|-------|---------------------------|---|---------------|--------------|----------|---|--------------------|--------------|
| RPI                       | S | Opponent      | Score        | RPI       | S | Opponent       | Score | RPI                       | S | Opponent      | Score        | RPI      | S | Opponent           | Score        |
| 8                         | A | NC State      | 58 <b>75</b> |           |   |                |       | 60                        | A | Virginia Tech | 44 <b>55</b> | 123      | A | High Point         | 84 79        |
|                           |   |               |              |           |   |                |       | 86                        | N | Nebraska      | 39 <b>77</b> | 123      | H | High Point         | 80 58        |
|                           |   |               |              |           |   |                |       | 98                        | A | Virginia      | 57 44        | 131      | H | Morehead St.       | 72 <b>79</b> |
|                           |   |               |              |           |   |                |       | 100                       | A | VCU           | 54 49        | 161      | N | Temple             | 56 50        |
|                           |   |               |              |           |   |                |       |                           |   |               |              | 186      | A | UNC Asheville      | 45 44        |
|                           |   |               |              |           |   |                |       |                           |   |               |              | 186      | H | UNC Asheville      | 60 46        |
|                           |   |               |              |           |   |                |       |                           |   |               |              | 200      | A | Hampton            | 54 <b>68</b> |
|                           |   |               |              |           |   |                |       |                           |   |               |              | 214      | A | Campbell           | 56 52        |
|                           |   |               |              |           |   |                |       |                           |   |               |              | 214      | H | Campbell           | 61 57        |
|                           |   |               |              |           |   |                |       |                           |   |               |              | 238      | A | Mt. St. Mary's     | 77 <b>89</b> |
|                           |   |               |              |           |   |                |       |                           |   |               |              | 244      | H | Gardner-Webb       | 79 69        |
|                           |   |               |              |           |   |                |       |                           |   |               |              | 254      | H | ETSU               | 79 64        |
|                           |   |               |              |           |   |                |       |                           |   |               |              | 289      | A | Winthrop           | 79 57        |
|                           |   |               |              |           |   |                |       |                           |   |               |              | 289      | H | Winthrop           | 70 49        |
|                           |   |               |              |           |   |                |       |                           |   |               |              | 293      | A | Charleston So.     | 67 41        |
|                           |   |               |              |           |   |                |       |                           |   |               |              | 301      | H | South Carolina St. | 61 31        |
|                           |   |               |              |           |   |                |       |                           |   |               |              | 330      | H | Presbyterian       | 59 49        |
|                           |   |               |              |           |   |                |       |                           |   |               |              | 335      | A | Longwood           | 68 34        |
|                           |   |               |              |           |   |                |       |                           |   |               |              | 335      | H | Longwood           | 81 52        |
|                           |   |               |              |           |   |                |       |                           |   |               |              | 342      | A | USC Upstate        | 82 41        |
| LAST 12 Division I GAMES: |   |               |              |           |   |                |       |                           |   |               |              |          |   |                    |              |
| 186                       | A | UNC Asheville | 45 44        | 342       | A | USC Upstate    | 82 41 |                           |   |               |              |          |   |                    |              |
| 214                       | H | Campbell      | 61 57        | 214       | A | Campbell       | 56 52 |                           |   |               |              |          |   |                    |              |
| 289                       | A | Winthrop      | 79 57        | 330       | H | Presbyterian   | 59 49 |                           |   |               |              |          |   |                    |              |
| 335                       | H | Longwood      | 81 52        | 335       | A | Longwood       | 68 34 |                           |   |               |              |          |   |                    |              |
| 123                       | A | High Point    | 84 79        | 293       | A | Charleston So. | 67 41 |                           |   |               |              |          |   |                    |              |
| 244                       | H | Gardner-Webb  | 79 69        | 289       | H | Winthrop       | 70 49 |                           |   |               |              |          |   |                    |              |

Non-Div I Games: Shepherd

60 46

Radford

■ Loss, 
 ■ Non-Conf, 
 ■ S Site, 
 ■ Home 
 ■ A Away 
 N Neutral

## Rhode Island

Through Games Of Feb. 26, 2019

| Average RPI Win:  | 225      | WON-LOST  | WINNING        | LAST 10    | STRENGTH OF | OPP. STRENGTH | TEAM | ADJ. | CONF. | ADJ CONF. |
|-------------------|----------|-----------|----------------|------------|-------------|---------------|------|------|-------|-----------|
| Average RPI Loss: | 153      | RECORD    | PCT. RANK      | GAMES      | SCHEDULE    | OF SCHEDULE   | RPI  | RPI  | RPI   | RPI       |
| DIV. I ONLY       | 7- 19    | 289       | 1- 0           | 158        | 174         | 263           | 263  | 17   | 17    |           |
| DIV. I NON-CONF.  | 5- 7     | 206       | 1- 0           | 71         | 183         | 157           | 157  | 16   | 16    |           |
| TOTALS            | RPI 1-25 | RPI 26-50 | W-L RECORDS    | RPI 51-100 | RPI 101-150 | RPI 150+      |      |      |       |           |
| 7- 19             | 0- 1     | 0- 1      | OVERALL        | 0- 2       | 1- 7        | 6- 8          |      |      |       |           |
| 3- 10             | 0- 0     | 0- 0      | HOME           | 0- 1       | 1- 6        | 2- 3          |      |      |       |           |
| 4- 9              | 0- 1     | 0- 1      | AWAY           | 0- 1       | 0- 1        | 4- 5          |      |      |       |           |
| 0- 0              | 0- 0     | 0- 0      | NEUTRAL        | 0- 0       | 0- 0        | 0- 0          |      |      |       |           |
| 5- 7              | 0- 1     | 0- 1      | NON-CONFERENCE | 0- 1       | 1- 3        | 4- 1          |      |      |       |           |
| 3- 3              | 0- 0     | 0- 0      | HOME           | 0- 1       | 1- 2        | 2- 0          |      |      |       |           |
| 2- 4              | 0- 1     | 0- 1      | AWAY           | 0- 0       | 0- 1        | 2- 1          |      |      |       |           |
| 0- 0              | 0- 0     | 0- 0      | NEUTRAL        | 0- 0       | 0- 0        | 0- 0          |      |      |       |           |
| 2- 12             | 0- 0     | 0- 0      | CONFERENCE     | 0- 1       | 0- 4        | 2- 7          |      |      |       |           |
| 0- 7              | 0- 0     | 0- 0      | HOME           | 0- 0       | 0- 4        | 0- 3          |      |      |       |           |
| 2- 5              | 0- 0     | 0- 0      | AWAY           | 0- 1       | 0- 0        | 2- 4          |      |      |       |           |
| 0- 0              | 0- 0     | 0- 0      | NEUTRAL        | 0- 0       | 0- 0        | 0- 0          |      |      |       |           |

| RPI 1-25                  |   |                 |       | RPI 26-50 |   |                 |       | RPI 51-100 |   |          |       | RPI 101+ Team's RPI: 263 |   |                   |       |
|---------------------------|---|-----------------|-------|-----------|---|-----------------|-------|------------|---|----------|-------|--------------------------|---|-------------------|-------|
| RPI                       | S | Opponent        | Score | RPI       | S | Opponent        | Score | RPI        | S | Opponent | Score | RPI                      | S | Opponent          | Score |
| 17                        | A | Kentucky        | 52 75 | 41        | A | Clemson         | 67 80 | 81         | H | Harvard  | 47 80 | 106                      | A | Minnesota         | 71 91 |
|                           |   |                 |       |           |   |                 |       | 100        | A | VCU      | 39 74 | 112                      | H | Providence        | 72 65 |
|                           |   |                 |       |           |   |                 |       |            |   |          |       | 113                      | H | Hartford          | 51 65 |
|                           |   |                 |       |           |   |                 |       |            |   |          |       | 115                      | H | Boston College    | 64 88 |
|                           |   |                 |       |           |   |                 |       |            |   |          |       | 117                      | H | Fordham           | 38 56 |
|                           |   |                 |       |           |   |                 |       |            |   |          |       | 122                      | H | Dayton            | 62 74 |
|                           |   |                 |       |           |   |                 |       |            |   |          |       | 137                      | H | Davidson          | 67 77 |
|                           |   |                 |       |           |   |                 |       |            |   |          |       | 143                      | H | Duquesne          | 58 75 |
|                           |   |                 |       |           |   |                 |       |            |   |          |       | 184                      | A | Holy Cross        | 65 73 |
|                           |   |                 |       |           |   |                 |       |            |   |          |       | 190                      | A | Saint Louis       | 68 56 |
|                           |   |                 |       |           |   |                 |       |            |   |          |       | 191                      | H | George Washington | 59 64 |
|                           |   |                 |       |           |   |                 |       |            |   |          |       | 197                      | A | George Mason      | 69 75 |
|                           |   |                 |       |           |   |                 |       |            |   |          |       | 198                      | A | Robert Morris     | 46 41 |
|                           |   |                 |       |           |   |                 |       |            |   |          |       | 227                      | A | Massachusetts     | 34 56 |
|                           |   |                 |       |           |   |                 |       |            |   |          |       | 230                      | H | Saint Joseph's    | 48 55 |
|                           |   |                 |       |           |   |                 |       |            |   |          |       | 241                      | A | St. Bonaventure   | 61 62 |
|                           |   |                 |       |           |   |                 |       |            |   |          |       | 241                      | H | St. Bonaventure   | 68 84 |
|                           |   |                 |       |           |   |                 |       |            |   |          |       | 252                      | H | North Dakota      | 77 63 |
|                           |   |                 |       |           |   |                 |       |            |   |          |       | 271                      | A | Richmond          | 66 60 |
|                           |   |                 |       |           |   |                 |       |            |   |          |       | 272                      | H | Brown             | 72 67 |
|                           |   |                 |       |           |   |                 |       |            |   |          |       | 280                      | A | Vermont           | 61 58 |
|                           |   |                 |       |           |   |                 |       |            |   |          |       | 295                      | A | La Salle          | 71 77 |
| LAST 12 Division I GAMES: |   |                 |       |           |   |                 |       |            |   |          |       |                          |   |                   |       |
| 272                       | H | Brown           | 72 67 | 122       | H | Dayton          | 62 74 |            |   |          |       |                          |   |                   |       |
| 230                       | H | Saint Joseph's  | 48 55 | 241       | H | St. Bonaventure | 68 84 |            |   |          |       |                          |   |                   |       |
| 241                       | A | St. Bonaventure | 61 62 | 197       | A | George Mason    | 69 75 |            |   |          |       |                          |   |                   |       |
| 143                       | H | Duquesne        | 58 75 | 117       | H | Fordham         | 38 56 |            |   |          |       |                          |   |                   |       |
| 227                       | A | Massachusetts   | 34 56 | 100       | A | VCU             | 39 74 |            |   |          |       |                          |   |                   |       |
| 295                       | A | La Salle        | 71 77 | 190       | A | Saint Louis     | 68 56 |            |   |          |       |                          |   |                   |       |

Non-Div I Games:

Rhode Island

■ Loss, 
 ■ Non-Conf, 
 ■ S Site, 
 ■ H Home 
 ■ A Away 
 N Neutral

|                   |          |           |                |            |             |               |      |      |       |           |
|-------------------|----------|-----------|----------------|------------|-------------|---------------|------|------|-------|-----------|
| Average RPI Win:  | 197      | WON-LOST  | WINNING        | LAST 10    | STRENGTH OF | OPP. STRENGTH | TEAM | ADJ. | CONF. | ADJ CONF. |
| Average RPI Loss: | 29       | RECORD    | PCT. RANK      | GAMES      | SCHEDULE    | OF SCHEDULE   | RPI  | RPI  | RPI   | RPI       |
| DIV. I ONLY       | 23- 3    | 10        | 1- 0           | 173        | 119         | 35            | 35   | 14   | 14    |           |
| DIV. I NON-CONF.  | 9- 3     | 61        | 0- 0           | 196        | 91          | 69            | 69   | 17   | 17    |           |
| TOTALS            | RPI 1-25 | RPI 26-50 | W-L RECORDS    | RPI 51-100 | RPI 101-150 | RPI 150+      |      |      |       |           |
| 23- 3             | 0- 1     | 0- 2      | OVERALL        | 3- 0       | 4- 0        | 16- 0         |      |      |       |           |
| 12- 0             | 0- 0     | 0- 0      | HOME           | 1- 0       | 2- 0        | 9- 0          |      |      |       |           |
| 10- 2             | 0- 1     | 0- 1      | AWAY           | 2- 0       | 2- 0        | 6- 0          |      |      |       |           |
| 1- 1              | 0- 0     | 0- 1      | NEUTRAL        | 0- 0       | 0- 0        | 1- 0          |      |      |       |           |
| 9- 3              | 0- 1     | 0- 2      | NON-CONFERENCE | 1- 0       | 1- 0        | 7- 0          |      |      |       |           |
| 5- 0              | 0- 0     | 0- 0      | HOME           | 0- 0       | 1- 0        | 4- 0          |      |      |       |           |
| 3- 2              | 0- 1     | 0- 1      | AWAY           | 1- 0       | 0- 0        | 2- 0          |      |      |       |           |
| 1- 1              | 0- 0     | 0- 1      | NEUTRAL        | 0- 0       | 0- 0        | 1- 0          |      |      |       |           |
| 14- 0             | 0- 0     | 0- 0      | CONFERENCE     | 2- 0       | 3- 0        | 9- 0          |      |      |       |           |
| 7- 0              | 0- 0     | 0- 0      | HOME           | 1- 0       | 1- 0        | 5- 0          |      |      |       |           |
| 7- 0              | 0- 0     | 0- 0      | AWAY           | 1- 0       | 2- 0        | 4- 0          |      |      |       |           |
| 0- 0              | 0- 0     | 0- 0      | NEUTRAL        | 0- 0       | 0- 0        | 0- 0          |      |      |       |           |

| RPI 1-25                  |   |               |       |    | RPI 26-50 |   |                |       |    | Team's RPI: 35 |   |              |       |    | RPI 51-100 |   |                |       |    | RPI 101+ |  |  |  |  |
|---------------------------|---|---------------|-------|----|-----------|---|----------------|-------|----|----------------|---|--------------|-------|----|------------|---|----------------|-------|----|----------|--|--|--|--|
| RPI                       | S | Opponent      | Score |    | RPI       | S | Opponent       | Score |    | RPI            | S | Opponent     | Score |    | RPI        | S | Opponent       | Score |    |          |  |  |  |  |
| 22                        | A | Texas A&M     | 54    | 65 | 31        | N | North Carolina | 50    | 71 | 62             | A | Middle Tenn. | 60    | 47 | 103        | A | UAB            | 55    | 43 |          |  |  |  |  |
|                           |   |               |       |    | 33        | A | UCLA           | 50    | 59 | 68             | A | Little Rock  | 79    | 65 | 118        | H | Charlotte      | 61    | 51 |          |  |  |  |  |
|                           |   |               |       |    |           |   |                |       |    | 87             | H | Old Dominion | 48    | 42 | 119        | A | Western Ky.    | 68    | 46 |          |  |  |  |  |
|                           |   |               |       |    |           |   |                |       |    |                |   |              |       |    | 134        | H | Georgia St.    | 66    | 49 |          |  |  |  |  |
|                           |   |               |       |    |           |   |                |       |    |                |   |              |       |    | 163        | N | Coastal Caro.  | 56    | 52 |          |  |  |  |  |
|                           |   |               |       |    |           |   |                |       |    |                |   |              |       |    | 172        | A | Louisiana Tech | 61    | 51 |          |  |  |  |  |
|                           |   |               |       |    |           |   |                |       |    |                |   |              |       |    | 176        | A | North Texas    | 59    | 47 |          |  |  |  |  |
|                           |   |               |       |    |           |   |                |       |    |                |   |              |       |    | 176        | H | North Texas    | 64    | 52 |          |  |  |  |  |
|                           |   |               |       |    |           |   |                |       |    |                |   |              |       |    | 180        | A | Southern Miss. | 58    | 47 |          |  |  |  |  |
|                           |   |               |       |    |           |   |                |       |    |                |   |              |       |    | 202        | A | Marshall       | 79    | 67 |          |  |  |  |  |
|                           |   |               |       |    |           |   |                |       |    |                |   |              |       |    | 208        | A | Prairie View   | 68    | 58 |          |  |  |  |  |
|                           |   |               |       |    |           |   |                |       |    |                |   |              |       |    | 211        | H | SMU            | 66    | 52 |          |  |  |  |  |
|                           |   |               |       |    |           |   |                |       |    |                |   |              |       |    | 242        | H | Texas Southern | 76    | 71 |          |  |  |  |  |
|                           |   |               |       |    |           |   |                |       |    |                |   |              |       |    | 278        | H | UTEP           | 76    | 42 |          |  |  |  |  |
|                           |   |               |       |    |           |   |                |       |    |                |   |              |       |    | 290        | H | New Orleans    | 67    | 56 |          |  |  |  |  |
|                           |   |               |       |    |           |   |                |       |    |                |   |              |       |    | 302        | A | Incarnate Word | 74    | 63 |          |  |  |  |  |
|                           |   |               |       |    |           |   |                |       |    |                |   |              |       |    | 304        | H | Fla. Atlantic  | 63    | 35 |          |  |  |  |  |
|                           |   |               |       |    |           |   |                |       |    |                |   |              |       |    | 305        | H | UTSA           | 85    | 54 |          |  |  |  |  |
|                           |   |               |       |    |           |   |                |       |    |                |   |              |       |    | 315        | H | FIU            | 76    | 44 |          |  |  |  |  |
|                           |   |               |       |    |           |   |                |       |    |                |   |              |       |    | 323        | H | McNeese        | 93    | 65 |          |  |  |  |  |
| LAST 12 Division I GAMES: |   |               |       |    |           |   |                |       |    |                |   |              |       |    |            |   |                |       |    |          |  |  |  |  |
| 176                       | A | North Texas   | 59    | 47 | 118       | H | Charlotte      | 61    | 51 |                |   |              |       |    |            |   |                |       |    |          |  |  |  |  |
| 304                       | H | Fla. Atlantic | 63    | 35 | 103       | A | UAB            | 55    | 43 |                |   |              |       |    |            |   |                |       |    |          |  |  |  |  |
| 315                       | H | FIU           | 76    | 44 | 62        | A | Middle Tenn.   | 60    | 47 |                |   |              |       |    |            |   |                |       |    |          |  |  |  |  |
| 202                       | A | Marshall      | 79    | 67 | 176       | H | North Texas    | 64    | 52 |                |   |              |       |    |            |   |                |       |    |          |  |  |  |  |
| 119                       | A | Western Ky.   | 68    | 46 | 278       | H | UTEP           | 76    | 42 |                |   |              |       |    |            |   |                |       |    |          |  |  |  |  |
| 87                        | H | Old Dominion  | 48    | 42 | 305       | H | UTSA           | 85    | 54 |                |   |              |       |    |            |   |                |       |    |          |  |  |  |  |

Non-Div I Games:

Rice

■ Loss, 
 ■ Non-Conf, S Site, 
 ■ Home 
 ■ Away 
 N Neutral

| Average RPI Win:  | 251      | WON-LOST  | WINNING        | LAST 10    | STRENGTH OF | OPP. STRENGTH | TEAM | ADJ. | CONF. | ADJ CONF. |
|-------------------|----------|-----------|----------------|------------|-------------|---------------|------|------|-------|-----------|
| Average RPI Loss: | 136      | RECORD    | PCT. RANK      | GAMES      | SCHEDULE    | OF SCHEDULE   | RPI  | RPI  | RPI   | RPI       |
| DIV. I ONLY       | 8- 19    | 276       | 1- 0           | 155        | 164         | 271           | 271  | 17   | 17    |           |
| DIV. I NON-CONF.  | 3- 10    | 278       | 0- 0           | 108        | 130         | 269           | 269  | 16   | 16    |           |
| TOTALS            | RPI 1-25 | RPI 26-50 | W-L RECORDS    | RPI 51-100 | RPI 101-150 | RPI 150+      |      |      |       |           |
| 8- 19             | 0- 1     | 0- 1      | OVERALL        | 0- 6       | 0- 5        | 8- 6          |      |      |       |           |
| 7- 7              | 0- 0     | 0- 1      | HOME           | 0- 3       | 0- 0        | 7- 3          |      |      |       |           |
| 1- 11             | 0- 1     | 0- 0      | AWAY           | 0- 2       | 0- 5        | 1- 3          |      |      |       |           |
| 0- 1              | 0- 0     | 0- 0      | NEUTRAL        | 0- 1       | 0- 0        | 0- 0          |      |      |       |           |
| 3- 10             | 0- 1     | 0- 1      | NON-CONFERENCE | 0- 4       | 0- 1        | 3- 3          |      |      |       |           |
| 3- 4              | 0- 0     | 0- 1      | HOME           | 0- 2       | 0- 0        | 3- 1          |      |      |       |           |
| 0- 5              | 0- 1     | 0- 0      | AWAY           | 0- 1       | 0- 1        | 0- 2          |      |      |       |           |
| 0- 1              | 0- 0     | 0- 0      | NEUTRAL        | 0- 1       | 0- 0        | 0- 0          |      |      |       |           |
| 5- 9              | 0- 0     | 0- 0      | CONFERENCE     | 0- 2       | 0- 4        | 5- 3          |      |      |       |           |
| 4- 3              | 0- 0     | 0- 0      | HOME           | 0- 1       | 0- 0        | 4- 2          |      |      |       |           |
| 1- 6              | 0- 0     | 0- 0      | AWAY           | 0- 1       | 0- 4        | 1- 1          |      |      |       |           |
| 0- 0              | 0- 0     | 0- 0      | NEUTRAL        | 0- 0       | 0- 0        | 0- 0          |      |      |       |           |

| RPI 1-25                  |   |                 |       | RPI 26-50 |   |                |        | RPI 51-100 |   |               |       | RPI 101+ Team's RPI: 271 |   |                 |       |
|---------------------------|---|-----------------|-------|-----------|---|----------------|--------|------------|---|---------------|-------|--------------------------|---|-----------------|-------|
| RPI                       | S | Opponent        | Score | RPI       | S | Opponent       | Score  | RPI        | S | Opponent      | Score | RPI                      | S | Opponent        | Score |
| 15                        | A | UCF             | 48 70 | 32        | H | Ohio           | 58 109 | 51         | A | Quinnipiac    | 48 65 | 117                      | A | Fordham         | 48 60 |
|                           |   |                 |       |           |   |                |        | 60         | N | Virginia Tech | 57 85 | 122                      | A | Dayton          | 50 71 |
|                           |   |                 |       |           |   |                |        | 65         | H | Drexel        | 35 58 | 128                      | A | Wake Forest     | 48 62 |
|                           |   |                 |       |           |   |                |        | 93         | H | Georgetown    | 53 73 | 137                      | A | Davidson        | 55 78 |
|                           |   |                 |       |           |   |                |        | 100        | A | VCU           | 37 58 | 143                      | A | Duquesne        | 54 80 |
|                           |   |                 |       |           |   |                |        | 100        | H | VCU           | 43 68 | 170                      | A | William & Mary  | 55 65 |
|                           |   |                 |       |           |   |                |        |            |   |               |       | 190                      | A | Saint Louis     | 48 78 |
|                           |   |                 |       |           |   |                |        |            |   |               |       | 193                      | H | UMES            | 57 55 |
|                           |   |                 |       |           |   |                |        |            |   |               |       | 197                      | H | George Mason    | 52 67 |
|                           |   |                 |       |           |   |                |        |            |   |               |       | 224                      | H | Howard          | 67 60 |
|                           |   |                 |       |           |   |                |        |            |   |               |       | 227                      | H | Massachusetts   | 62 58 |
|                           |   |                 |       |           |   |                |        |            |   |               |       | 230                      | H | Saint Joseph's  | 46 45 |
|                           |   |                 |       |           |   |                |        |            |   |               |       | 241                      | H | St. Bonaventure | 57 49 |
|                           |   |                 |       |           |   |                |        |            |   |               |       | 263                      | H | Rhode Island    | 60 66 |
|                           |   |                 |       |           |   |                |        |            |   |               |       | 292                      | H | Fairfield       | 40 58 |
|                           |   |                 |       |           |   |                |        |            |   |               |       | 295                      | A | La Salle        | 74 60 |
|                           |   |                 |       |           |   |                |        |            |   |               |       | 295                      | H | La Salle        | 56 51 |
|                           |   |                 |       |           |   |                |        |            |   |               |       | 303                      | H | UNC Greensboro  | 59 48 |
|                           |   |                 |       |           |   |                |        |            |   |               |       | 304                      | A | Fla. Atlantic   | 55 69 |
| LAST 12 Division I GAMES: |   |                 |       |           |   |                |        |            |   |               |       |                          |   |                 |       |
| 295                       | H | La Salle        | 56 51 | 227       | H | Massachusetts  | 62 58  |            |   |               |       |                          |   |                 |       |
| 197                       | H | George Mason    | 52 67 | 295       | A | La Salle       | 74 60  |            |   |               |       |                          |   |                 |       |
| 190                       | A | Saint Louis     | 48 78 | 230       | H | Saint Joseph's | 46 45  |            |   |               |       |                          |   |                 |       |
| 241                       | H | St. Bonaventure | 57 49 | 143       | A | Duquesne       | 54 80  |            |   |               |       |                          |   |                 |       |
| 100                       | A | VCU             | 37 58 | 137       | A | Davidson       | 55 78  |            |   |               |       |                          |   |                 |       |
| 122                       | A | Dayton          | 50 71 | 100       | H | VCU            | 43 68  |            |   |               |       |                          |   |                 |       |

Non-Div I Games:

Richmond

■ Loss, 
 ■ Non-Conf, 
 S Site, 
 ■ Home 
 ■ Away 
 N Neutral

|                              |               |            |                |             |               |            |            |           |           |
|------------------------------|---------------|------------|----------------|-------------|---------------|------------|------------|-----------|-----------|
| Average RPI Win: <b>264</b>  | WON-LOST      | WINNING    | LAST 10        | STRENGTH OF | OPP. STRENGTH | TEAM       | ADJ.       | CONF.     | ADJ CONF. |
| Average RPI Loss: <b>154</b> | RECORD        | PCT. RANK  | GAMES          | SCHEDULE    | OF SCHEDULE   | RPI        | RPI        | RPI       | RPI       |
| DIV. I ONLY                  | <b>16- 11</b> | <b>122</b> | <b>0- 1</b>    | <b>258</b>  | <b>266</b>    | <b>179</b> | <b>179</b> | <b>26</b> | <b>26</b> |
| DIV. I NON-CONF.             | <b>4- 7</b>   | <b>228</b> | <b>0- 1</b>    | <b>219</b>  | <b>214</b>    | <b>243</b> | <b>243</b> | <b>27</b> | <b>27</b> |
| TOTALS                       | RPI 1-25      | RPI 26-50  | W-L RECORDS    | RPI 51-100  | RPI 101-150   | RPI 150+   |            |           |           |
| 16- 11                       | 0- 0          | 0- 0       | OVERALL        | 0- 5        | 2- 1          | 14- 5      |            |           |           |
| 7- 6                         | 0- 0          | 0- 0       | HOME           | 0- 3        | 1- 0          | 6- 3       |            |           |           |
| 9- 4                         | 0- 0          | 0- 0       | AWAY           | 0- 2        | 1- 0          | 8- 2       |            |           |           |
| 0- 1                         | 0- 0          | 0- 0       | NEUTRAL        | 0- 0        | 0- 1          | 0- 0       |            |           |           |
| 4- 7                         | 0- 0          | 0- 0       | NON-CONFERENCE | 0- 3        | 0- 1          | 4- 3       |            |           |           |
| 2- 3                         | 0- 0          | 0- 0       | HOME           | 0- 2        | 0- 0          | 2- 1       |            |           |           |
| 2- 3                         | 0- 0          | 0- 0       | AWAY           | 0- 1        | 0- 0          | 2- 2       |            |           |           |
| 0- 1                         | 0- 0          | 0- 0       | NEUTRAL        | 0- 0        | 0- 1          | 0- 0       |            |           |           |
| 12- 4                        | 0- 0          | 0- 0       | CONFERENCE     | 0- 2        | 2- 0          | 10- 2      |            |           |           |
| 5- 3                         | 0- 0          | 0- 0       | HOME           | 0- 1        | 1- 0          | 4- 2       |            |           |           |
| 7- 1                         | 0- 0          | 0- 0       | AWAY           | 0- 1        | 1- 0          | 6- 0       |            |           |           |
| 0- 0                         | 0- 0          | 0- 0       | NEUTRAL        | 0- 0        | 0- 0          | 0- 0       |            |           |           |

| RPI S                     | Opponent         | Score         | RPI S | Opponent     | Score        | RPI S | Opponent     | Score        | RPI S | Opponent         | Score         | Team's RPI: 179 |
|---------------------------|------------------|---------------|-------|--------------|--------------|-------|--------------|--------------|-------|------------------|---------------|-----------------|
|                           |                  |               |       |              |              | 51    | A Quinnipiac | 56 <b>72</b> | 115   | N Boston College | 61 <b>112</b> |                 |
|                           |                  |               |       |              |              | 51    | H Quinnipiac | 60 <b>66</b> | 136   | A Marist         | 68 58         |                 |
|                           |                  |               |       |              |              | 53    | A Bucknell   | 59 <b>80</b> | 136   | H Marist         | 70 64         |                 |
|                           |                  |               |       |              |              | 66    | H Princeton  | 65 <b>89</b> | 184   | A Holy Cross     | 61 <b>71</b>  |                 |
|                           |                  |               |       |              |              | 93    | H Georgetown | 49 <b>79</b> | 230   | A Saint Joseph's | 56 54         |                 |
|                           |                  |               |       |              |              |       |              |              | 232   | A Monmouth       | 55 43         |                 |
|                           |                  |               |       |              |              |       |              |              | 232   | H Monmouth       | 65 50         |                 |
|                           |                  |               |       |              |              |       |              |              | 238   | H Mt. St. Mary's | 85 67         |                 |
|                           |                  |               |       |              |              |       |              |              | 239   | H Navy           | 60 <b>66</b>  |                 |
|                           |                  |               |       |              |              |       |              |              | 248   | A Binghamton     | 62 57         |                 |
|                           |                  |               |       |              |              |       |              |              | 261   | A Niagara        | 79 64         |                 |
|                           |                  |               |       |              |              |       |              |              | 270   | A Siena          | 55 52         |                 |
|                           |                  |               |       |              |              |       |              |              | 280   | A Vermont        | 49 <b>54</b>  |                 |
|                           |                  |               |       |              |              |       |              |              | 281   | H Canisius       | 49 <b>62</b>  |                 |
|                           |                  |               |       |              |              |       |              |              | 282   | A Manhattan      | 73 63         |                 |
|                           |                  |               |       |              |              |       |              |              | 282   | H Manhattan      | 57 <b>60</b>  |                 |
|                           |                  |               |       |              |              |       |              |              | 292   | H Fairfield      | 62 59         |                 |
|                           |                  |               |       |              |              |       |              |              | 325   | H NJIT           | 67 46         |                 |
|                           |                  |               |       |              |              |       |              |              | 331   | A Iona           | 66 58         |                 |
|                           |                  |               |       |              |              |       |              |              | 331   | H Iona           | 75 64         |                 |
|                           |                  |               |       |              |              |       |              |              | 340   | A Saint Peter's  | 78 43         |                 |
|                           |                  |               |       |              |              |       |              |              | 340   | H Saint Peter's  | 60 38         |                 |
| LAST 12 Division I GAMES: |                  |               |       |              |              |       |              |              |       |                  |               |                 |
| 115                       | N Boston College | 61 <b>112</b> | 136   | H Marist     | 70 64        |       |              |              |       |                  |               |                 |
| 261                       | A Niagara        | 79 64         | 232   | H Monmouth   | 65 50        |       |              |              |       |                  |               |                 |
| 51                        | H Quinnipiac     | 60 <b>66</b>  | 51    | A Quinnipiac | 56 <b>72</b> |       |              |              |       |                  |               |                 |
| 282                       | H Manhattan      | 57 <b>60</b>  | 136   | A Marist     | 68 58        |       |              |              |       |                  |               |                 |
| 340                       | A Saint Peter's  | 78 43         | 281   | H Canisius   | 49 <b>62</b> |       |              |              |       |                  |               |                 |
| 331                       | H Iona           | 75 64         | 282   | A Manhattan  | 73 63        |       |              |              |       |                  |               |                 |

Non-Div I Games:

Rider

■ Loss, 
 ■ Non-Conf, 
 ■ S Site, 
 ■ H Home 
 ■ A Away 
 N Neutral

|                              |          |           |                |             |               |          |      |       |           |
|------------------------------|----------|-----------|----------------|-------------|---------------|----------|------|-------|-----------|
| Average RPI Win: <b>299</b>  | WON-LOST | WINNING   | LAST 10        | STRENGTH OF | OPP. STRENGTH | TEAM     | ADJ. | CONF. | ADJ CONF. |
| Average RPI Loss: <b>143</b> | RECORD   | PCT. RANK | GAMES          | SCHEDULE    | OF SCHEDULE   | RPI      | RPI  | RPI   | RPI       |
| DIV. I ONLY                  | 16- 9    | 93        | 0- 1           | 329         | 301           | 198      | 198  | 31    | 31        |
| DIV. I NON-CONF.             | 2- 8     | 293       | 0- 1           | 261         | 76            | 321      | 321  | 31    | 31        |
| TOTALS                       | RPI 1-25 | RPI 26-50 | W-L RECORDS    | RPI 51-100  | RPI 101-150   | RPI 150+ |      |       |           |
| 16- 9                        | 0- 1     | 0- 1      | OVERALL        | 0- 1        | 0- 2          | 16- 4    |      |       |           |
| 10- 3                        | 0- 0     | 0- 1      | HOME           | 0- 1        | 0- 0          | 10- 1    |      |       |           |
| 6- 5                         | 0- 1     | 0- 0      | AWAY           | 0- 0        | 0- 2          | 6- 2     |      |       |           |
| 0- 1                         | 0- 0     | 0- 0      | NEUTRAL        | 0- 0        | 0- 0          | 0- 1     |      |       |           |
| 2- 8                         | 0- 1     | 0- 1      | NON-CONFERENCE | 0- 1        | 0- 2          | 2- 3     |      |       |           |
| 2- 3                         | 0- 0     | 0- 1      | HOME           | 0- 1        | 0- 0          | 2- 1     |      |       |           |
| 0- 4                         | 0- 1     | 0- 0      | AWAY           | 0- 0        | 0- 2          | 0- 1     |      |       |           |
| 0- 1                         | 0- 0     | 0- 0      | NEUTRAL        | 0- 0        | 0- 0          | 0- 1     |      |       |           |
| 14- 1                        | 0- 0     | 0- 0      | CONFERENCE     | 0- 0        | 0- 0          | 14- 1    |      |       |           |
| 8- 0                         | 0- 0     | 0- 0      | HOME           | 0- 0        | 0- 0          | 8- 0     |      |       |           |
| 6- 1                         | 0- 0     | 0- 0      | AWAY           | 0- 0        | 0- 0          | 6- 1     |      |       |           |
| 0- 0                         | 0- 0     | 0- 0      | NEUTRAL        | 0- 0        | 0- 0          | 0- 0     |      |       |           |

| RPI 1-25                  |   |                      |       | RPI 26-50 |   |                     |       | RPI 51-100 |   |          |       | RPI 101+ Team's RPI: 198 |   |                      |       |
|---------------------------|---|----------------------|-------|-----------|---|---------------------|-------|------------|---|----------|-------|--------------------------|---|----------------------|-------|
| RPI                       | S | Opponent             | Score | RPI       | S | Opponent            | Score | RPI        | S | Opponent | Score | RPI                      | S | Opponent             | Score |
| 7                         | A | Iowa                 | 63 92 | 36        | H | James Madison       | 36 59 | 85         | H | Kent St. | 46 54 | 110                      | A | Loyola Marymount     | 53 61 |
|                           |   |                      |       |           |   |                     |       |            |   |          |       | 121                      | A | Youngstown St.       | 59 69 |
|                           |   |                      |       |           |   |                     |       |            |   |          |       | 211                      | N | SMU                  | 55 60 |
|                           |   |                      |       |           |   |                     |       |            |   |          |       | 215                      | H | Sacred Heart         | 64 46 |
|                           |   |                      |       |           |   |                     |       |            |   |          |       | 218                      | A | Bowling Green        | 60 61 |
|                           |   |                      |       |           |   |                     |       |            |   |          |       | 229                      | A | Saint Francis (PA)   | 66 60 |
|                           |   |                      |       |           |   |                     |       |            |   |          |       | 238                      | A | Mt. St. Mary's       | 55 61 |
|                           |   |                      |       |           |   |                     |       |            |   |          |       | 238                      | H | Mt. St. Mary's       | 70 58 |
|                           |   |                      |       |           |   |                     |       |            |   |          |       | 262                      | A | St. Francis Brooklyn | 75 56 |
|                           |   |                      |       |           |   |                     |       |            |   |          |       | 262                      | H | St. Francis Brooklyn | 74 57 |
|                           |   |                      |       |           |   |                     |       |            |   |          |       | 263                      | H | Rhode Island         | 41 46 |
|                           |   |                      |       |           |   |                     |       |            |   |          |       | 295                      | H | La Salle             | 67 39 |
|                           |   |                      |       |           |   |                     |       |            |   |          |       | 299                      | A | Bryant               | 60 57 |
|                           |   |                      |       |           |   |                     |       |            |   |          |       | 299                      | H | Bryant               | 59 56 |
|                           |   |                      |       |           |   |                     |       |            |   |          |       | 311                      | H | Wagner               | 69 46 |
|                           |   |                      |       |           |   |                     |       |            |   |          |       | 320                      | A | Central Conn. St.    | 64 57 |
|                           |   |                      |       |           |   |                     |       |            |   |          |       | 320                      | H | Central Conn. St.    | 60 40 |
|                           |   |                      |       |           |   |                     |       |            |   |          |       | 343                      | H | Delaware St.         | 64 63 |
|                           |   |                      |       |           |   |                     |       |            |   |          |       | 346                      | A | LIU Brooklyn         | 89 37 |
|                           |   |                      |       |           |   |                     |       |            |   |          |       | 346                      | H | LIU Brooklyn         | 71 54 |
|                           |   |                      |       |           |   |                     |       |            |   |          |       | 348                      | A | Fairleigh Dickinson  | 63 43 |
|                           |   |                      |       |           |   |                     |       |            |   |          |       | 348                      | H | Fairleigh Dickinson  | 71 49 |
| LAST 12 Division I GAMES: |   |                      |       |           |   |                     |       |            |   |          |       |                          |   |                      |       |
| 110                       | A | Loyola Marymount     | 53 61 | 299       | H | Bryant              | 59 56 |            |   |          |       |                          |   |                      |       |
| 346                       | H | LIU Brooklyn         | 71 54 | 348       | A | Fairleigh Dickinson | 63 43 |            |   |          |       |                          |   |                      |       |
| 262                       | H | St. Francis Brooklyn | 74 57 | 215       | H | Sacred Heart        | 64 46 |            |   |          |       |                          |   |                      |       |
| 229                       | A | Saint Francis (PA)   | 66 60 | 311       | H | Wagner              | 69 46 |            |   |          |       |                          |   |                      |       |
| 238                       | A | Mt. St. Mary's       | 55 61 | 320       | A | Central Conn. St.   | 64 57 |            |   |          |       |                          |   |                      |       |
| 320                       | H | Central Conn. St.    | 60 40 | 299       | A | Bryant              | 60 57 |            |   |          |       |                          |   |                      |       |

Non-Div I Games: Pitt.-Johnstown 73 53

Robert Morris

■ Loss, 
 ■ Non-Conf, 
 ■ S Site, 
 ■ H Home 
 ■ A Away 
 N Neutral



| Average RPI Win:  | 142      | WON-LOST  | WINNING        | LAST 10    | STRENGTH OF | OPP. STRENGTH | TEAM | ADJ. | CONF. | ADJ CONF. |
|-------------------|----------|-----------|----------------|------------|-------------|---------------|------|------|-------|-----------|
| Average RPI Loss: | 43       | RECORD    | PCT. RANK      | GAMES      | SCHEDULE    | OF SCHEDULE   | RPI  | RPI  | RPI   | RPI       |
| DIV. I ONLY       | 19- 8    | 64        | 1- 0           | 32         | 62          | 27            | 27   | 5    | 5     |           |
| DIV. I NON-CONF.  | 8- 3     | 72        | 1- 1           | 84         | 127         | 58            | 58   | 6    | 6     |           |
| TOTALS            | RPI 1-25 | RPI 26-50 | W-L RECORDS    | RPI 51-100 | RPI 101-150 | RPI 150+      |      |      |       |           |
| 19- 8             | 1- 4     | 1- 1      | OVERALL        | 6- 2       | 3- 1        | 8- 0          |      |      |       |           |
| 12- 2             | 0- 1     | 1- 0      | HOME           | 3- 1       | 2- 0        | 6- 0          |      |      |       |           |
| 6- 4              | 1- 1     | 0- 1      | AWAY           | 3- 1       | 1- 1        | 1- 0          |      |      |       |           |
| 1- 2              | 0- 2     | 0- 0      | NEUTRAL        | 0- 0       | 0- 0        | 1- 0          |      |      |       |           |
| 8- 3              | 0- 2     | 0- 0      | NON-CONFERENCE | 2- 1       | 0- 0        | 6- 0          |      |      |       |           |
| 6- 0              | 0- 0     | 0- 0      | HOME           | 1- 0       | 0- 0        | 5- 0          |      |      |       |           |
| 1- 1              | 0- 0     | 0- 0      | AWAY           | 1- 1       | 0- 0        | 0- 0          |      |      |       |           |
| 1- 2              | 0- 2     | 0- 0      | NEUTRAL        | 0- 0       | 0- 0        | 1- 0          |      |      |       |           |
| 11- 5             | 1- 2     | 1- 1      | CONFERENCE     | 4- 1       | 3- 1        | 2- 0          |      |      |       |           |
| 6- 2              | 0- 1     | 1- 0      | HOME           | 2- 1       | 2- 0        | 1- 0          |      |      |       |           |
| 5- 3              | 1- 1     | 0- 1      | AWAY           | 2- 0       | 1- 1        | 1- 0          |      |      |       |           |
| 0- 0              | 0- 0     | 0- 0      | NEUTRAL        | 0- 0       | 0- 0        | 0- 0          |      |      |       |           |

| RPI                       | S | Opponent  | Score | RPI | S | Opponent     | Score | Team's RPI: 27 | RPI | S | Opponent      | Score | RPI | S | Opponent           | Score |
|---------------------------|---|-----------|-------|-----|---|--------------|-------|----------------|-----|---|---------------|-------|-----|---|--------------------|-------|
| 7                         | A | Iowa      | 66 72 | 39  | H | Michigan St. | 76 62 |                | 55  | A | Indiana       | 69 61 | 106 | A | Minnesota          | 46 60 |
| 13                        | A | Maryland  | 73 65 | 46  | A | Michigan     | 76 86 |                | 55  | H | Indiana       | 69 64 | 108 | H | Northwestern       | 45 41 |
| 13                        | H | Maryland  | 48 62 |     |   |              |       |                | 60  | A | Virginia Tech | 51 67 | 126 | A | Penn St.           | 69 61 |
| 14                        | N | Gonzaga   | 40 57 |     |   |              |       |                | 67  | H | LSU           | 57 43 | 126 | H | Penn St.           | 74 61 |
| 24                        | N | Drake     | 59 69 |     |   |              |       |                | 74  | H | Purdue        | 65 63 | 152 | H | Stony Brook        | 61 47 |
|                           |   |           |       |     |   |              |       |                | 77  | H | Ohio St.      | 39 59 | 181 | H | Wisconsin          | 73 53 |
|                           |   |           |       |     |   |              |       |                | 81  | A | Harvard       | 60 49 | 209 | A | Illinois           | 71 60 |
|                           |   |           |       |     |   |              |       |                | 86  | A | Nebraska      | 62 56 | 229 | H | Saint Francis (PA) | 96 52 |
|                           |   |           |       |     |   |              |       |                |     |   |               |       | 250 | H | Albany (NY)        | 65 39 |
|                           |   |           |       |     |   |              |       |                |     |   |               |       | 254 | N | ETSU               | 68 44 |
|                           |   |           |       |     |   |              |       |                |     |   |               |       | 272 | H | Brown              | 73 52 |
|                           |   |           |       |     |   |              |       |                |     |   |               |       | 320 | H | Central Conn. St.  | 73 44 |
| LAST 12 Division I GAMES: |   |           |       |     |   |              |       |                |     |   |               |       |     |   |                    |       |
| 254                       | N | ETSU      | 68 44 | 13  | H | Maryland     | 48 62 |                |     |   |               |       |     |   |                    |       |
| 14                        | N | Gonzaga   | 40 57 | 106 | A | Minnesota    | 46 60 |                |     |   |               |       |     |   |                    |       |
| 181                       | H | Wisconsin | 73 53 | 55  | H | Indiana      | 69 64 |                |     |   |               |       |     |   |                    |       |
| 46                        | A | Michigan  | 76 86 | 126 | A | Penn St.     | 69 61 |                |     |   |               |       |     |   |                    |       |
| 55                        | A | Indiana   | 69 61 | 7   | A | Iowa         | 66 72 |                |     |   |               |       |     |   |                    |       |
| 77                        | H | Ohio St.  | 39 59 | 39  | H | Michigan St. | 76 62 |                |     |   |               |       |     |   |                    |       |

Non-Div I Games:

Rutgers

■ Loss, 
■ Non-Conf, S Site, 
■ Home 
■ Away 
N Neutral

| SFA               |          |                    |                      | STRENGTH OF<br>SCHEDULE | OPP. STRENGTH<br>OF SCHEDULE | TEAM<br>RPI | ADJ.<br>RPI | CONF.<br>RPI | ADJ CONF.<br>RPI |
|-------------------|----------|--------------------|----------------------|-------------------------|------------------------------|-------------|-------------|--------------|------------------|
| Average RPI Win:  | 238      | WON-LOST<br>RECORD | WINNING<br>PCT. RANK |                         |                              |             |             |              |                  |
| Average RPI Loss: | 113      |                    | LAST 10<br>GAMES     |                         |                              |             |             |              |                  |
| DIV. I ONLY       | 19- 4    | 18                 | 0- 1                 | 272                     | 251                          | 79          | 79          | 25           | 25               |
| DIV. I NON-CONF.  | 6- 3     | 91                 | 0- 1                 | 85                      | 153                          | 64          | 64          | 23           | 23               |
| TOTALS            | RPI 1-25 | RPI 26-50          | W-L RECORDS          | RPI 51-100              | RPI 101-150                  | RPI 150+    |             |              |                  |
| 19- 4             | 0- 1     | 0- 1               | OVERALL              | 1- 0                    | 2- 1                         | 16- 1       |             |              |                  |
| 11- 0             | 0- 0     | 0- 0               | HOME                 | 1- 0                    | 2- 0                         | 8- 0        |             |              |                  |
| 7- 4              | 0- 1     | 0- 1               | AWAY                 | 0- 0                    | 0- 1                         | 7- 1        |             |              |                  |
| 1- 0              | 0- 0     | 0- 0               | NEUTRAL              | 0- 0                    | 0- 0                         | 1- 0        |             |              |                  |
| 6- 3              | 0- 1     | 0- 1               | NON-CONFERENCE       | 0- 0                    | 2- 1                         | 4- 0        |             |              |                  |
| 5- 0              | 0- 0     | 0- 0               | HOME                 | 0- 0                    | 2- 0                         | 3- 0        |             |              |                  |
| 0- 3              | 0- 1     | 0- 1               | AWAY                 | 0- 0                    | 0- 1                         | 0- 0        |             |              |                  |
| 1- 0              | 0- 0     | 0- 0               | NEUTRAL              | 0- 0                    | 0- 0                         | 1- 0        |             |              |                  |
| 13- 1             | 0- 0     | 0- 0               | CONFERENCE           | 1- 0                    | 0- 0                         | 12- 1       |             |              |                  |
| 6- 0              | 0- 0     | 0- 0               | HOME                 | 1- 0                    | 0- 0                         | 5- 0        |             |              |                  |
| 7- 1              | 0- 0     | 0- 0               | AWAY                 | 0- 0                    | 0- 0                         | 7- 1        |             |              |                  |
| 0- 0              | 0- 0     | 0- 0               | NEUTRAL              | 0- 0                    | 0- 0                         | 0- 0        |             |              |                  |

| RPI 1-25                  |   |                    |       | RPI 26-50 |   |                   |       | RPI 51-100 Team's RPI: 79 |   |                  |       | RPI 101+ |   |                    |       |
|---------------------------|---|--------------------|-------|-----------|---|-------------------|-------|---------------------------|---|------------------|-------|----------|---|--------------------|-------|
| RPI                       | S | Opponent           | Score | RPI       | S | Opponent          | Score | RPI                       | S | Opponent         | Score | RPI      | S | Opponent           | Score |
| 18                        | A | Miami (FL)         | 60 81 | 48        | A | New Mexico        | 33 74 | 59                        | H | Lamar University | 70 58 | 116      | H | Yale               | 67 57 |
|                           |   |                    |       |           |   |                   |       |                           |   |                  |       | 135      | H | Montana St.        | 60 53 |
|                           |   |                    |       |           |   |                   |       |                           |   |                  |       | 141      | A | Texas Tech         | 69 77 |
|                           |   |                    |       |           |   |                   |       |                           |   |                  |       | 158      | H | Tulsa              | 76 34 |
|                           |   |                    |       |           |   |                   |       |                           |   |                  |       | 164      | A | Abilene Christian  | 71 55 |
|                           |   |                    |       |           |   |                   |       |                           |   |                  |       | 173      | H | Nicholls St.       | 70 62 |
|                           |   |                    |       |           |   |                   |       |                           |   |                  |       | 183      | A | Sam Houston St.    | 78 68 |
|                           |   |                    |       |           |   |                   |       |                           |   |                  |       | 200      | N | Hampton            | 70 68 |
|                           |   |                    |       |           |   |                   |       |                           |   |                  |       | 242      | H | Texas Southern     | 74 55 |
|                           |   |                    |       |           |   |                   |       |                           |   |                  |       | 246      | A | A&M-Corpus Christi | 44 46 |
|                           |   |                    |       |           |   |                   |       |                           |   |                  |       | 279      | A | Central Ark.       | 59 53 |
|                           |   |                    |       |           |   |                   |       |                           |   |                  |       | 290      | H | New Orleans        | 97 38 |
|                           |   |                    |       |           |   |                   |       |                           |   |                  |       | 302      | A | Incarnate Word     | 66 56 |
|                           |   |                    |       |           |   |                   |       |                           |   |                  |       | 302      | H | Incarnate Word     | 65 48 |
|                           |   |                    |       |           |   |                   |       |                           |   |                  |       | 306      | A | Southeastern La.   | 62 51 |
|                           |   |                    |       |           |   |                   |       |                           |   |                  |       | 307      | H | Morgan St.         | 69 42 |
|                           |   |                    |       |           |   |                   |       |                           |   |                  |       | 322      | A | Northwestern St.   | 87 67 |
|                           |   |                    |       |           |   |                   |       |                           |   |                  |       | 322      | H | Northwestern St.   | 84 56 |
|                           |   |                    |       |           |   |                   |       |                           |   |                  |       | 323      | A | McNeese            | 97 48 |
|                           |   |                    |       |           |   |                   |       |                           |   |                  |       | 341      | H | Houston Baptist    | 65 53 |
| LAST 12 Division I GAMES: |   |                    |       |           |   |                   |       |                           |   |                  |       |          |   |                    |       |
| 48                        | A | New Mexico         | 33 74 | 59        | H | Lamar University  | 70 58 |                           |   |                  |       |          |   |                    |       |
| 116                       | H | Yale               | 67 57 | 341       | H | Houston Baptist   | 65 53 |                           |   |                  |       |          |   |                    |       |
| 302                       | H | Incarnate Word     | 65 48 | 183       | A | Sam Houston St.   | 78 68 |                           |   |                  |       |          |   |                    |       |
| 246                       | A | A&M-Corpus Christi | 44 46 | 279       | A | Central Ark.      | 59 53 |                           |   |                  |       |          |   |                    |       |
| 322                       | A | Northwestern St.   | 87 67 | 164       | A | Abilene Christian | 71 55 |                           |   |                  |       |          |   |                    |       |
| 323                       | A | McNeese            | 97 48 | 302       | A | Incarnate Word    | 66 56 |                           |   |                  |       |          |   |                    |       |

Non-Div I Games: Wiley 97 38 Cameron 86 59 Our Lady of the Lak93 77

SFA

Loss, Non-Conf, S Site, H Home A Away N Neutral

|                   |          |           |                |            |             |               |      |      |       |           |
|-------------------|----------|-----------|----------------|------------|-------------|---------------|------|------|-------|-----------|
| SIUE              |          |           |                |            |             |               |      |      |       |           |
| Average RPI Win:  | 283      | WON-LOST  | WINNING        | LAST 10    | STRENGTH OF | OPP. STRENGTH | TEAM | ADJ. | CONF. | ADJ CONF. |
| Average RPI Loss: | 172      | RECORD    | PCT. RANK      | GAMES      | SCHEDULE    | OF SCHEDULE   | RPI  | RPI  | RPI   | RPI       |
| DIV. I ONLY       | 11- 15   | 220       | 0- 1           | 299        | 281         | 240           | 240  | 22   | 22    |           |
| DIV. I NON-CONF.  | 4- 6     | 212       | 0- 0           | 312        | 273         | 236           | 236  | 22   | 22    |           |
| TOTALS            | RPI 1-25 | RPI 26-50 | W-L RECORDS    | RPI 51-100 | RPI 101-150 | RPI 150+      |      |      |       |           |
| 11- 15            | 0- 0     | 0- 1      | OVERALL        | 0- 2       | 0- 3        | 11- 9         |      |      |       |           |
| 5- 3              | 0- 0     | 0- 0      | HOME           | 0- 0       | 0- 2        | 5- 1          |      |      |       |           |
| 6- 11             | 0- 0     | 0- 1      | AWAY           | 0- 1       | 0- 1        | 6- 8          |      |      |       |           |
| 0- 1              | 0- 0     | 0- 0      | NEUTRAL        | 0- 1       | 0- 0        | 0- 0          |      |      |       |           |
| 4- 6              | 0- 0     | 0- 1      | NON-CONFERENCE | 0- 1       | 0- 0        | 4- 4          |      |      |       |           |
| 1- 0              | 0- 0     | 0- 0      | HOME           | 0- 0       | 0- 0        | 1- 0          |      |      |       |           |
| 3- 5              | 0- 0     | 0- 1      | AWAY           | 0- 0       | 0- 0        | 3- 4          |      |      |       |           |
| 0- 1              | 0- 0     | 0- 0      | NEUTRAL        | 0- 1       | 0- 0        | 0- 0          |      |      |       |           |
| 7- 9              | 0- 0     | 0- 0      | CONFERENCE     | 0- 1       | 0- 3        | 7- 5          |      |      |       |           |
| 4- 3              | 0- 0     | 0- 0      | HOME           | 0- 0       | 0- 2        | 4- 1          |      |      |       |           |
| 3- 6              | 0- 0     | 0- 0      | AWAY           | 0- 1       | 0- 1        | 3- 4          |      |      |       |           |
| 0- 0              | 0- 0     | 0- 0      | NEUTRAL        | 0- 0       | 0- 0        | 0- 0          |      |      |       |           |

| RPI 1-25                  |   |          |       | RPI 26-50 |   |               |       | RPI 51-100 |   |                   |       | RPI 101+ |   |                   |       | Team's RPI: 240 |
|---------------------------|---|----------|-------|-----------|---|---------------|-------|------------|---|-------------------|-------|----------|---|-------------------|-------|-----------------|
| RPI                       | S | Opponent | Score | RPI       | S | Opponent      | Score | RPI        | S | Opponent          | Score | RPI      | S | Opponent          | Score |                 |
|                           |   |          |       | 30        | A | Missouri      | 36 59 | 61         | A | Belmont           | 54 87 | 131      | H | Morehead St.      | 67 73 |                 |
|                           |   |          |       |           |   |               |       | 69         | N | Missouri St.      | 65 68 | 132      | A | UT Martin         | 55 68 |                 |
|                           |   |          |       |           |   |               |       |            |   |                   |       | 132      | H | UT Martin         | 48 75 |                 |
|                           |   |          |       |           |   |               |       |            |   |                   |       | 154      | A | Tennessee Tech    | 55 79 |                 |
|                           |   |          |       |           |   |               |       |            |   |                   |       | 160      | H | Illinois St.      | 68 61 |                 |
|                           |   |          |       |           |   |               |       |            |   |                   |       | 190      | A | Saint Louis       | 56 63 |                 |
|                           |   |          |       |           |   |               |       |            |   |                   |       | 201      | A | Jacksonville St.  | 51 47 |                 |
|                           |   |          |       |           |   |               |       |            |   |                   |       | 209      | A | Illinois          | 57 74 |                 |
|                           |   |          |       |           |   |               |       |            |   |                   |       | 234      | A | Southeast Mo. St. | 58 63 |                 |
|                           |   |          |       |           |   |               |       |            |   |                   |       | 234      | H | Southeast Mo. St. | 52 62 |                 |
|                           |   |          |       |           |   |               |       |            |   |                   |       | 237      | A | UMKC              | 75 80 |                 |
|                           |   |          |       |           |   |               |       |            |   |                   |       | 243      | A | Loyola Chicago    | 43 56 |                 |
|                           |   |          |       |           |   |               |       |            |   |                   |       | 260      | A | Austin Peay       | 65 77 |                 |
|                           |   |          |       |           |   |               |       |            |   |                   |       | 260      | H | Austin Peay       | 69 68 |                 |
|                           |   |          |       |           |   |               |       |            |   |                   |       | 267      | A | Murray St.        | 75 81 |                 |
|                           |   |          |       |           |   |               |       |            |   |                   |       | 267      | H | Murray St.        | 71 54 |                 |
|                           |   |          |       |           |   |               |       |            |   |                   |       | 294      | A | Eastern Ill.      | 65 56 |                 |
|                           |   |          |       |           |   |               |       |            |   |                   |       | 294      | H | Eastern Ill.      | 78 62 |                 |
|                           |   |          |       |           |   |               |       |            |   |                   |       | 298      | A | Tennessee St.     | 66 55 |                 |
|                           |   |          |       |           |   |               |       |            |   |                   |       | 327      | H | Eastern Ky.       | 74 55 |                 |
|                           |   |          |       |           |   |               |       |            |   |                   |       | 332      | A | Evansville        | 54 45 |                 |
|                           |   |          |       |           |   |               |       |            |   |                   |       | 334      | A | Purdue Fort Wayne | 57 49 |                 |
|                           |   |          |       |           |   |               |       |            |   |                   |       | 350      | A | Chicago St.       | 82 66 |                 |
| LAST 12 Division I GAMES: |   |          |       |           |   |               |       |            |   |                   |       |          |   |                   |       |                 |
|                           |   |          |       | 61        | A | Belmont       | 54 87 | 327        | H | Eastern Ky.       | 74 55 |          |   |                   |       |                 |
|                           |   |          |       | 298       | A | Tennessee St. | 66 55 | 131        | H | Morehead St.      | 67 73 |          |   |                   |       |                 |
|                           |   |          |       | 132       | H | UT Martin     | 48 75 | 132        | A | UT Martin         | 55 68 |          |   |                   |       |                 |
|                           |   |          |       | 294       | H | Eastern Ill.  | 78 62 | 234        | A | Southeast Mo. St. | 58 63 |          |   |                   |       |                 |
|                           |   |          |       | 267       | A | Murray St.    | 75 81 | 267        | H | Murray St.        | 71 54 |          |   |                   |       |                 |
|                           |   |          |       | 260       | A | Austin Peay   | 65 77 | 260        | H | Austin Peay       | 69 68 |          |   |                   |       |                 |

Non-Div I Games: McKendree 64 63

SIUE

■ Loss, 
 ■ Non-Conf, 
 ■ S Site, 
 ■ Home 
 ■ A Away 
 N Neutral

| SMU               |          |                    |                      | STRENGTH OF<br>SCHEDULE | OPP. STRENGTH<br>OF SCHEDULE | TEAM<br>RPI | ADJ.<br>RPI | CONF.<br>RPI | ADJ CONF.<br>RPI |
|-------------------|----------|--------------------|----------------------|-------------------------|------------------------------|-------------|-------------|--------------|------------------|
| Average RPI Win:  | 224      | WON-LOST<br>RECORD | WINNING<br>PCT. RANK |                         |                              |             |             |              |                  |
| Average RPI Loss: | 115      |                    | LAST 10<br>GAMES     |                         |                              |             |             |              |                  |
| DIV. I ONLY       | 10- 17   | 250                | 1- 0                 | 104                     | 130                          | 211         | 211         | 9            | 9                |
| DIV. I NON-CONF.  | 6- 7     | 172                | 1- 0                 | 191                     | 266                          | 235         | 235         | 8            | 8                |
| -----             |          |                    |                      |                         |                              |             |             |              |                  |
| TOTALS            | RPI 1-25 | RPI 26-50          | W-L RECORDS          | RPI 51-100              | RPI 101-150                  | RPI 150+    |             |              |                  |
| 10- 17            | 0- 3     | 0- 2               | OVERALL              | 0- 4                    | 1- 3                         | 9- 5        |             |              |                  |
| 7- 8              | 0- 1     | 0- 0               | HOME                 | 0- 2                    | 1- 2                         | 6- 3        |             |              |                  |
| 1- 9              | 0- 2     | 0- 2               | AWAY                 | 0- 2                    | 0- 1                         | 1- 2        |             |              |                  |
| 2- 0              | 0- 0     | 0- 0               | NEUTRAL              | 0- 0                    | 0- 0                         | 2- 0        |             |              |                  |
| 6- 7              | 0- 0     | 0- 2               | NON-CONFERENCE       | 0- 1                    | 0- 3                         | 6- 1        |             |              |                  |
| 4- 4              | 0- 0     | 0- 0               | HOME                 | 0- 1                    | 0- 2                         | 4- 1        |             |              |                  |
| 0- 3              | 0- 0     | 0- 2               | AWAY                 | 0- 0                    | 0- 1                         | 0- 0        |             |              |                  |
| 2- 0              | 0- 0     | 0- 0               | NEUTRAL              | 0- 0                    | 0- 0                         | 2- 0        |             |              |                  |
| 4- 10             | 0- 3     | 0- 0               | CONFERENCE           | 0- 3                    | 1- 0                         | 3- 4        |             |              |                  |
| 3- 4              | 0- 1     | 0- 0               | HOME                 | 0- 1                    | 1- 0                         | 2- 2        |             |              |                  |
| 1- 6              | 0- 2     | 0- 0               | AWAY                 | 0- 2                    | 0- 0                         | 1- 2        |             |              |                  |
| 0- 0              | 0- 0     | 0- 0               | NEUTRAL              | 0- 0                    | 0- 0                         | 0- 0        |             |              |                  |

| RPI 1-25                  |   |                |       | RPI 26-50 |   |            |       | RPI 51-100 |   |              |       | RPI 101+ Team's RPI: 211 |   |                  |       |
|---------------------------|---|----------------|-------|-----------|---|------------|-------|------------|---|--------------|-------|--------------------------|---|------------------|-------|
| RPI                       | S | Opponent       | Score | RPI       | S | Opponent   | Score | RPI        | S | Opponent     | Score | RPI                      | S | Opponent         | Score |
| 6                         | A | UConn          | 39 79 | 35        | A | Rice       | 52 66 | 82         | A | Cincinnati   | 57 69 | 109                      | A | Northern Colo.   | 57 58 |
| 15                        | A | UCF            | 43 55 | 50        | A | TCU        | 63 65 | 91         | A | Houston      | 68 69 | 129                      | H | Oklahoma         | 61 77 |
| 15                        | H | UCF            | 54 66 |           |   |            |       | 91         | H | Houston      | 61 72 | 133                      | H | South Fla.       | 46 44 |
|                           |   |                |       |           |   |            |       | 94         | H | UT Arlington | 41 66 | 147                      | H | Alabama          | 61 62 |
|                           |   |                |       |           |   |            |       |            |   |              |       | 158                      | A | Tulsa            | 35 49 |
|                           |   |                |       |           |   |            |       |            |   |              |       | 161                      | H | Temple           | 53 52 |
|                           |   |                |       |           |   |            |       |            |   |              |       | 166                      | A | Tulane           | 64 60 |
|                           |   |                |       |           |   |            |       |            |   |              |       | 166                      | H | Tulane           | 43 61 |
|                           |   |                |       |           |   |            |       |            |   |              |       | 176                      | H | North Texas      | 73 66 |
|                           |   |                |       |           |   |            |       |            |   |              |       | 198                      | N | Robert Morris    | 60 55 |
|                           |   |                |       |           |   |            |       |            |   |              |       | 223                      | H | East Carolina    | 54 64 |
|                           |   |                |       |           |   |            |       |            |   |              |       | 245                      | A | Wichita St.      | 42 53 |
|                           |   |                |       |           |   |            |       |            |   |              |       | 245                      | H | Wichita St.      | 78 50 |
|                           |   |                |       |           |   |            |       |            |   |              |       | 249                      | N | Northern Ariz.   | 55 48 |
|                           |   |                |       |           |   |            |       |            |   |              |       | 265                      | H | CSU Bakersfield  | 49 43 |
|                           |   |                |       |           |   |            |       |            |   |              |       | 306                      | H | Southeastern La. | 62 63 |
|                           |   |                |       |           |   |            |       |            |   |              |       | 316                      | H | La.-Monroe       | 49 38 |
|                           |   |                |       |           |   |            |       |            |   |              |       | 329                      | H | Mississippi Val. | 62 47 |
| LAST 12 Division I GAMES: |   |                |       |           |   |            |       |            |   |              |       |                          |   |                  |       |
| 249                       | N | Northern Ariz. | 55 48 | 158       | A | Tulsa      | 35 49 | 91         | A | Houston      | 68 69 | 133                      | H | South Fla.       | 46 44 |
| 166                       | A | Tulane         | 64 60 | 91        | A | Houston    | 68 69 | 6          | A | UConn        | 39 79 | 15                       | A | UCF              | 43 55 |
| 161                       | H | Temple         | 53 52 | 133       | H | South Fla. | 46 44 | 245        | H | Wichita St.  | 78 50 |                          |   |                  |       |
| 245                       | A | Wichita St.    | 42 53 |           |   |            |       |            |   |              |       |                          |   |                  |       |
| 223                       | H | East Carolina  | 54 64 |           |   |            |       |            |   |              |       |                          |   |                  |       |
| 15                        | H | UCF            | 54 66 |           |   |            |       |            |   |              |       |                          |   |                  |       |

Non-Div I Games:

SMU

■ Loss, 
 ■ Non-Conf, 
 ■ S Site, 
 ■ Home 
 ■ A Away 
 N Neutral

## Sacramento St.

Through Games Of Feb. 26, 2019

|                   |          |           |                |            |             |               |      |      |       |           |
|-------------------|----------|-----------|----------------|------------|-------------|---------------|------|------|-------|-----------|
| Average RPI Win:  | 263      | WON-LOST  | WINNING        | LAST 10    | STRENGTH OF | OPP. STRENGTH | TEAM | ADJ. | CONF. | ADJ CONF. |
| Average RPI Loss: | 127      | RECORD    | PCT. RANK      | GAMES      | SCHEDULE    | OF SCHEDULE   | RPI  | RPI  | RPI   | RPI       |
| DIV. I ONLY       | 9- 14    | 242       | 1- 0           | 188        | 205         | 231           | 231  | 16   | 16    |           |
| DIV. I NON-CONF.  | 3- 4     | 199       | 1- 0           | 143        | 257         | 213           | 213  | 12   | 12    |           |
| TOTALS            | RPI 1-25 | RPI 26-50 | W-L RECORDS    | RPI 51-100 | RPI 101-150 | RPI 150+      |      |      |       |           |
| 9- 14             | 0- 0     | 0- 1      | OVERALL        | 0- 4       | 0- 6        | 9- 3          |      |      |       |           |
| 4- 7              | 0- 0     | 0- 0      | HOME           | 0- 2       | 0- 3        | 4- 2          |      |      |       |           |
| 3- 6              | 0- 0     | 0- 1      | AWAY           | 0- 2       | 0- 2        | 3- 1          |      |      |       |           |
| 2- 1              | 0- 0     | 0- 0      | NEUTRAL        | 0- 0       | 0- 1        | 2- 0          |      |      |       |           |
| 3- 4              | 0- 0     | 0- 1      | NON-CONFERENCE | 0- 1       | 0- 1        | 3- 1          |      |      |       |           |
| 1- 2              | 0- 0     | 0- 0      | HOME           | 0- 1       | 0- 0        | 1- 1          |      |      |       |           |
| 0- 1              | 0- 0     | 0- 1      | AWAY           | 0- 0       | 0- 0        | 0- 0          |      |      |       |           |
| 2- 1              | 0- 0     | 0- 0      | NEUTRAL        | 0- 0       | 0- 1        | 2- 0          |      |      |       |           |
| 6- 10             | 0- 0     | 0- 0      | CONFERENCE     | 0- 3       | 0- 5        | 6- 2          |      |      |       |           |
| 3- 5              | 0- 0     | 0- 0      | HOME           | 0- 1       | 0- 3        | 3- 1          |      |      |       |           |
| 3- 5              | 0- 0     | 0- 0      | AWAY           | 0- 2       | 0- 2        | 3- 1          |      |      |       |           |
| 0- 0              | 0- 0     | 0- 0      | NEUTRAL        | 0- 0       | 0- 0        | 0- 0          |      |      |       |           |

| RPI S                     | Opponent         | Score | RPI S | Opponent        | Score  | RPI S | Opponent         | Score   | RPI S | Opponent | Score | Team's RPI: 231 |
|---------------------------|------------------|-------|-------|-----------------|--------|-------|------------------|---------|-------|----------|-------|-----------------|
| 48                        | A New Mexico     | 53 85 | 83    | H UC Davis      | 60 109 | 102   | N Pepperdine     | 97 113  |       |          |       |                 |
|                           |                  |       | 89    | A Idaho         | 66 104 | 109   | A Northern Colo. | 69 82   |       |          |       |                 |
|                           |                  |       | 92    | A Idaho St.     | 43 73  | 109   | H Northern Colo. | 61 71   |       |          |       |                 |
|                           |                  |       | 92    | H Idaho St.     | 42 56  | 125   | A Portland St.   | 58 74   |       |          |       |                 |
|                           |                  |       |       |                 |        | 125   | H Portland St.   | 57 75   |       |          |       |                 |
|                           |                  |       |       |                 |        | 135   | H Montana St.    | 53 69   |       |          |       |                 |
|                           |                  |       |       |                 |        | 171   | H Montana        | 86 88   |       |          |       |                 |
|                           |                  |       |       |                 |        | 187   | A Eastern Wash.  | 73 70   |       |          |       |                 |
|                           |                  |       |       |                 |        | 200   | N Hampton        | 65 61   |       |          |       |                 |
|                           |                  |       |       |                 |        | 209   | N Illinois       | 109 107 |       |          |       |                 |
|                           |                  |       |       |                 |        | 247   | H San Francisco  | 75 86   |       |          |       |                 |
|                           |                  |       |       |                 |        | 249   | A Northern Ariz. | 69 71   |       |          |       |                 |
|                           |                  |       |       |                 |        | 249   | H Northern Ariz. | 65 61   |       |          |       |                 |
|                           |                  |       |       |                 |        | 285   | A Southern Utah  | 75 69   |       |          |       |                 |
|                           |                  |       |       |                 |        | 285   | H Southern Utah  | 77 76   |       |          |       |                 |
|                           |                  |       |       |                 |        | 313   | H Cal Poly       | 88 85   |       |          |       |                 |
|                           |                  |       |       |                 |        | 319   | A Weber St.      | 78 69   |       |          |       |                 |
|                           |                  |       |       |                 |        | 319   | H Weber St.      | 77 62   |       |          |       |                 |
| LAST 12 Division I GAMES: |                  |       |       |                 |        |       |                  |         |       |          |       |                 |
| 200                       | N Hampton        | 65 61 | 125   | A Portland St.  | 58 74  |       |                  |         |       |          |       |                 |
| 125                       | H Portland St.   | 57 75 | 319   | H Weber St.     | 77 62  |       |                  |         |       |          |       |                 |
| 319                       | A Weber St.      | 78 69 | 92    | H Idaho St.     | 42 56  |       |                  |         |       |          |       |                 |
| 249                       | A Northern Ariz. | 69 71 | 187   | A Eastern Wash. | 73 70  |       |                  |         |       |          |       |                 |
| 285                       | A Southern Utah  | 75 69 | 89    | A Idaho         | 66 104 |       |                  |         |       |          |       |                 |
| 109                       | H Northern Colo. | 61 71 | 285   | H Southern Utah | 77 76  |       |                  |         |       |          |       |                 |

Non-Div I Games: Antelope Valley 86 80

Sacramento St.

■ Loss, 
 ■ Non-Conf, 
 ■ S Site, 
 ■ Home 
 ■ A Away 
 N Neutral

| Average RPI Win: 299  |      | WON-LOST | WINNING   | LAST 10        | STRENGTH OF | OPP. STRENGTH | TEAM       | ADJ.        | CONF.    | ADJ CONF. |
|-----------------------|------|----------|-----------|----------------|-------------|---------------|------------|-------------|----------|-----------|
| Average RPI Loss: 195 |      | RECORD   | PCT. RANK | GAMES          | SCHEDULE    | OF SCHEDULE   | RPI        | RPI         | RPI      | RPI       |
| DIV. I ONLY           |      | 15- 11   | 132       | 1- 0           | 325         | 340           | 215        | 215         | 31       | 31        |
| DIV. I NON-CONF.      |      | 4- 7     | 228       | 0- 0           | 204         | 256           | 215        | 215         | 31       | 31        |
| TOTALS                |      | RPI 1-25 | RPI 26-50 |                | W-L RECORDS |               | RPI 51-100 | RPI 101-150 | RPI 150+ |           |
| 15- 11                | 0- 1 | 0- 0     |           | OVERALL        |             | 0- 0          | 0- 2       |             | 15- 8    |           |
| 7- 4                  | 0- 0 | 0- 0     |           | HOME           |             | 0- 0          | 0- 0       |             | 7- 4     |           |
| 8- 7                  | 0- 1 | 0- 0     |           | AWAY           |             | 0- 0          | 0- 2       |             | 8- 4     |           |
| 0- 0                  | 0- 0 | 0- 0     |           | NEUTRAL        |             | 0- 0          | 0- 0       |             | 0- 0     |           |
| 4- 7                  | 0- 1 | 0- 0     |           | NON-CONFERENCE |             | 0- 0          | 0- 2       |             | 4- 4     |           |
| 1- 3                  | 0- 0 | 0- 0     |           | HOME           |             | 0- 0          | 0- 0       |             | 1- 3     |           |
| 3- 4                  | 0- 1 | 0- 0     |           | AWAY           |             | 0- 0          | 0- 2       |             | 3- 1     |           |
| 0- 0                  | 0- 0 | 0- 0     |           | NEUTRAL        |             | 0- 0          | 0- 0       |             | 0- 0     |           |
| 11- 4                 | 0- 0 | 0- 0     |           | CONFERENCE     |             | 0- 0          | 0- 0       |             | 11- 4    |           |
| 6- 1                  | 0- 0 | 0- 0     |           | HOME           |             | 0- 0          | 0- 0       |             | 6- 1     |           |
| 5- 3                  | 0- 0 | 0- 0     |           | AWAY           |             | 0- 0          | 0- 0       |             | 5- 3     |           |
| 0- 0                  | 0- 0 | 0- 0     |           | NEUTRAL        |             | 0- 0          | 0- 0       |             | 0- 0     |           |

[illegible]

Non-Div I Games:

Sacred Heart

Loss, Non-Conf, S Site, H Home A Away N Neutral

## Saint Francis (PA)

Through Games Of Feb. 26, 2019

|                   |          |           |                |            |             |               |      |      |       |           |
|-------------------|----------|-----------|----------------|------------|-------------|---------------|------|------|-------|-----------|
| Average RPI Win:  | 283      | WON-LOST  | WINNING        | LAST 10    | STRENGTH OF | OPP. STRENGTH | TEAM | ADJ. | CONF. | ADJ CONF. |
| Average RPI Loss: | 168      | RECORD    | PCT. RANK      | GAMES      | SCHEDULE    | OF SCHEDULE   | RPI  | RPI  | RPI   | RPI       |
| DIV. I ONLY       | 12- 14   | 195       | 0- 1           | 242        | 302         | 229           | 229  | 31   | 31    |           |
| DIV. I NON-CONF.  | 2- 9     | 297       | 0- 1           | 43         | 81          | 209           | 209  | 31   | 31    |           |
| TOTALS            | RPI 1-25 | RPI 26-50 | W-L RECORDS    | RPI 51-100 | RPI 101-150 | RPI 150+      |      |      |       |           |
| 12- 14            | 0- 1     | 0- 1      | OVERALL        | 0- 2       | 1- 3        | 11- 7         |      |      |       |           |
| 8- 4              | 0- 0     | 0- 0      | HOME           | 0- 1       | 1- 1        | 7- 2          |      |      |       |           |
| 4- 8              | 0- 1     | 0- 1      | AWAY           | 0- 0       | 0- 2        | 4- 4          |      |      |       |           |
| 0- 2              | 0- 0     | 0- 0      | NEUTRAL        | 0- 1       | 0- 0        | 0- 1          |      |      |       |           |
| 2- 9              | 0- 1     | 0- 1      | NON-CONFERENCE | 0- 2       | 1- 3        | 1- 2          |      |      |       |           |
| 1- 2              | 0- 0     | 0- 0      | HOME           | 0- 1       | 1- 1        | 0- 0          |      |      |       |           |
| 1- 5              | 0- 1     | 0- 1      | AWAY           | 0- 0       | 0- 2        | 1- 1          |      |      |       |           |
| 0- 2              | 0- 0     | 0- 0      | NEUTRAL        | 0- 1       | 0- 0        | 0- 1          |      |      |       |           |
| 10- 5             | 0- 0     | 0- 0      | CONFERENCE     | 0- 0       | 0- 0        | 10- 5         |      |      |       |           |
| 7- 2              | 0- 0     | 0- 0      | HOME           | 0- 0       | 0- 0        | 7- 2          |      |      |       |           |
| 3- 3              | 0- 0     | 0- 0      | AWAY           | 0- 0       | 0- 0        | 3- 3          |      |      |       |           |
| 0- 0              | 0- 0     | 0- 0      | NEUTRAL        | 0- 0       | 0- 0        | 0- 0          |      |      |       |           |

| RPI 1-25                  |   |          |        | RPI 26-50 |   |                      |       | RPI 51-100 |   |           |       | RPI 101+ Team's RPI: 229 |   |                      |        |
|---------------------------|---|----------|--------|-----------|---|----------------------|-------|------------|---|-----------|-------|--------------------------|---|----------------------|--------|
| RPI                       | S | Opponent | Score  | RPI       | S | Opponent             | Score | RPI        | S | Opponent  | Score | RPI                      | S | Opponent             | Score  |
| 2                         | A | Baylor   | 58 116 | 27        | A | Rutgers              | 52 96 | 57         | N | Boise St. | 64 78 | 121                      | A | Youngstown St.       | 56 80  |
|                           |   |          |        |           |   |                      |       | 70         | H | FGCU      | 69 83 | 124                      | A | Pittsburgh           | 75 78  |
|                           |   |          |        |           |   |                      |       |            |   |           |       | 131                      | H | Morehead St.         | 89 83  |
|                           |   |          |        |           |   |                      |       |            |   |           |       | 143                      | H | Duquesne             | 73 93  |
|                           |   |          |        |           |   |                      |       |            |   |           |       | 171                      | N | Montana              | 77 79  |
|                           |   |          |        |           |   |                      |       |            |   |           |       | 198                      | H | Robert Morris        | 60 66  |
|                           |   |          |        |           |   |                      |       |            |   |           |       | 215                      | H | Sacred Heart         | 85 68  |
|                           |   |          |        |           |   |                      |       |            |   |           |       | 217                      | A | Liberty              | 53 82  |
|                           |   |          |        |           |   |                      |       |            |   |           |       | 238                      | A | Mt. St. Mary's       | 83 72  |
|                           |   |          |        |           |   |                      |       |            |   |           |       | 238                      | H | Mt. St. Mary's       | 68 66  |
|                           |   |          |        |           |   |                      |       |            |   |           |       | 262                      | A | St. Francis Brooklyn | 65 78  |
|                           |   |          |        |           |   |                      |       |            |   |           |       | 262                      | H | St. Francis Brooklyn | 86 84  |
|                           |   |          |        |           |   |                      |       |            |   |           |       | 299                      | A | Bryant               | 63 66  |
|                           |   |          |        |           |   |                      |       |            |   |           |       | 299                      | H | Bryant               | 78 66  |
|                           |   |          |        |           |   |                      |       |            |   |           |       | 311                      | H | Wagner               | 107 70 |
|                           |   |          |        |           |   |                      |       |            |   |           |       | 320                      | A | Central Conn. St.    | 62 73  |
|                           |   |          |        |           |   |                      |       |            |   |           |       | 320                      | H | Central Conn. St.    | 83 68  |
|                           |   |          |        |           |   |                      |       |            |   |           |       | 335                      | A | Longwood             | 91 88  |
|                           |   |          |        |           |   |                      |       |            |   |           |       | 346                      | A | LIU Brooklyn         | 80 66  |
|                           |   |          |        |           |   |                      |       |            |   |           |       | 346                      | H | LIU Brooklyn         | 69 75  |
|                           |   |          |        |           |   |                      |       |            |   |           |       | 348                      | A | Fairleigh Dickinson  | 77 65  |
|                           |   |          |        |           |   |                      |       |            |   |           |       | 348                      | H | Fairleigh Dickinson  | 75 64  |
| LAST 12 Division I GAMES: |   |          |        |           |   |                      |       |            |   |           |       |                          |   |                      |        |
|                           |   |          |        | 171       | N | Montana              | 77 79 |            |   |           |       | 320                      | H | Central Conn. St.    | 83 68  |
|                           |   |          |        | 262       | H | St. Francis Brooklyn | 86 84 |            |   |           |       | 238                      | A | Mt. St. Mary's       | 83 72  |
|                           |   |          |        | 346       | H | LIU Brooklyn         | 69 75 |            |   |           |       | 311                      | H | Wagner               | 107 70 |
|                           |   |          |        | 198       | H | Robert Morris        | 60 66 |            |   |           |       | 215                      | H | Sacred Heart         | 85 68  |
|                           |   |          |        | 348       | A | Fairleigh Dickinson  | 77 65 |            |   |           |       | 299                      | A | Bryant               | 63 66  |
|                           |   |          |        | 299       | H | Bryant               | 78 66 |            |   |           |       | 320                      | A | Central Conn. St.    | 62 73  |

Non-Div I Games: Seton Hill 86 74

Saint Francis (PA)

■ Loss, 
 ■ Non-Conf, 
 ■ S Site, 
 ■ Home 
 ■ A Away 
 N Neutral

## Saint Joseph's

Through Games Of Feb. 26, 2019

|                   |          |           |                |            |             |               |      |      |       |           |
|-------------------|----------|-----------|----------------|------------|-------------|---------------|------|------|-------|-----------|
| Average RPI Win:  | 242      | WON-LOST  | WINNING        | LAST 10    | STRENGTH OF | OPP. STRENGTH | TEAM | ADJ. | CONF. | ADJ CONF. |
| Average RPI Loss: | 134      | RECORD    | PCT. RANK      | GAMES      | SCHEDULE    | OF SCHEDULE   | RPI  | RPI  | RPI   | RPI       |
| DIV. I ONLY       | 11- 16   | 225       | 1- 0           | 206        | 154         | 230           | 230  | 17   | 17    |           |
| DIV. I NON-CONF.  | 4- 9     | 252       | 1- 0           | 137        | 178         | 248           | 248  | 16   | 16    |           |
| TOTALS            | RPI 1-25 | RPI 26-50 | W-L RECORDS    | RPI 51-100 | RPI 101-150 | RPI 150+      |      |      |       |           |
| 11- 16            | 0- 0     | 0- 1      | OVERALL        | 0- 5       | 1- 5        | 10- 5         |      |      |       |           |
| 7- 8              | 0- 0     | 0- 1      | HOME           | 0- 2       | 1- 2        | 6- 3          |      |      |       |           |
| 4- 8              | 0- 0     | 0- 0      | AWAY           | 0- 3       | 0- 3        | 4- 2          |      |      |       |           |
| 0- 0              | 0- 0     | 0- 0      | NEUTRAL        | 0- 0       | 0- 0        | 0- 0          |      |      |       |           |
| 4- 9              | 0- 0     | 0- 1      | NON-CONFERENCE | 0- 3       | 0- 2        | 4- 3          |      |      |       |           |
| 3- 5              | 0- 0     | 0- 1      | HOME           | 0- 1       | 0- 1        | 3- 2          |      |      |       |           |
| 1- 4              | 0- 0     | 0- 0      | AWAY           | 0- 2       | 0- 1        | 1- 1          |      |      |       |           |
| 0- 0              | 0- 0     | 0- 0      | NEUTRAL        | 0- 0       | 0- 0        | 0- 0          |      |      |       |           |
| 7- 7              | 0- 0     | 0- 0      | CONFERENCE     | 0- 2       | 1- 3        | 6- 2          |      |      |       |           |
| 4- 3              | 0- 0     | 0- 0      | HOME           | 0- 1       | 1- 1        | 3- 1          |      |      |       |           |
| 3- 4              | 0- 0     | 0- 0      | AWAY           | 0- 1       | 0- 2        | 3- 1          |      |      |       |           |
| 0- 0              | 0- 0     | 0- 0      | NEUTRAL        | 0- 0       | 0- 0        | 0- 0          |      |      |       |           |

| RPI S                     | Opponent            | Score | RPI S | Opponent    | Score | RPI S | Opponent            | Score | RPI S | Opponent | Score | Team's RPI: 230 |
|---------------------------|---------------------|-------|-------|-------------|-------|-------|---------------------|-------|-------|----------|-------|-----------------|
| 47                        | H Auburn            | 70 81 | 52    | H Villanova | 35 47 | 107   | H Towson            | 52 73 |       |          |       |                 |
|                           |                     |       | 65    | A Drexel    | 34 51 | 122   | A Dayton            | 65 72 |       |          |       |                 |
|                           |                     |       | 72    | A Penn      | 45 65 | 137   | H Davidson          | 66 54 |       |          |       |                 |
|                           |                     |       | 100   | A VCU       | 40 59 | 143   | A Duquesne          | 73 81 |       |          |       |                 |
|                           |                     |       | 100   | H VCU       | 47 65 | 143   | H Duquesne          | 56 67 |       |          |       |                 |
|                           |                     |       |       |             |       | 149   | A Delaware          | 39 48 |       |          |       |                 |
|                           |                     |       |       |             |       | 161   | H Temple            | 52 58 |       |          |       |                 |
|                           |                     |       |       |             |       | 179   | H Rider             | 54 56 |       |          |       |                 |
|                           |                     |       |       |             |       | 190   | H Saint Louis       | 49 62 |       |          |       |                 |
|                           |                     |       |       |             |       | 191   | A George Washington | 41 38 |       |          |       |                 |
|                           |                     |       |       |             |       | 215   | A Sacred Heart      | 61 44 |       |          |       |                 |
|                           |                     |       |       |             |       | 227   | H Massachusetts     | 55 54 |       |          |       |                 |
|                           |                     |       |       |             |       | 236   | H Columbia          | 68 61 |       |          |       |                 |
|                           |                     |       |       |             |       | 239   | A Navy              | 48 49 |       |          |       |                 |
|                           |                     |       |       |             |       | 241   | H St. Bonaventure   | 66 41 |       |          |       |                 |
|                           |                     |       |       |             |       | 261   | H Niagara           | 68 54 |       |          |       |                 |
|                           |                     |       |       |             |       | 263   | A Rhode Island      | 55 48 |       |          |       |                 |
|                           |                     |       |       |             |       | 271   | A Richmond          | 45 46 |       |          |       |                 |
|                           |                     |       |       |             |       | 295   | A La Salle          | 64 63 |       |          |       |                 |
|                           |                     |       |       |             |       | 295   | H La Salle          | 60 57 |       |          |       |                 |
|                           |                     |       |       |             |       | 296   | H Loyola Maryland   | 49 46 |       |          |       |                 |
| LAST 12 Division I GAMES: |                     |       |       |             |       |       |                     |       |       |          |       |                 |
| 296                       | H Loyola Maryland   | 49 46 | 137   | H Davidson  | 66 54 |       |                     |       |       |          |       |                 |
| 263                       | A Rhode Island      | 55 48 | 100   | H VCU       | 47 65 |       |                     |       |       |          |       |                 |
| 143                       | H Duquesne          | 56 67 | 122   | A Dayton    | 65 72 |       |                     |       |       |          |       |                 |
| 295                       | A La Salle          | 64 63 | 271   | A Richmond  | 45 46 |       |                     |       |       |          |       |                 |
| 227                       | H Massachusetts     | 55 54 | 295   | H La Salle  | 60 57 |       |                     |       |       |          |       |                 |
| 191                       | A George Washington | 41 38 | 143   | A Duquesne  | 73 81 |       |                     |       |       |          |       |                 |

Non-Div I Games:

Saint Joseph's

■ Loss, 
 ■ Non-Conf, 
 ■ S Site, 
 ■ H Home 
 ■ A Away 
 N Neutral



| Average RPI Win:  | 216      | WON-LOST  | WINNING        | LAST 10    | STRENGTH OF | OPP. STRENGTH | TEAM | ADJ. | CONF. | ADJ CONF. |
|-------------------|----------|-----------|----------------|------------|-------------|---------------|------|------|-------|-----------|
| Average RPI Loss: | 133      | RECORD    | PCT. RANK      | GAMES      | SCHEDULE    | OF SCHEDULE   | RPI  | RPI  | RPI   | RPI       |
| DIV. I ONLY       | 13- 14   | 183       | 1- 0           | 209        | 116         | 190           | 190  | 17   | 17    |           |
| DIV. I NON-CONF.  | 5- 8     | 224       | 1- 0           | 221        | 34          | 219           | 219  | 16   | 16    |           |
| TOTALS            | RPI 1-25 | RPI 26-50 | W-L RECORDS    | RPI 51-100 | RPI 101-150 | RPI 150+      |      |      |       |           |
| 13- 14            | 0- 1     | 0- 1      | OVERALL        | 1- 2       | 2- 4        | 10- 6         |      |      |       |           |
| 7- 6              | 0- 1     | 0- 1      | HOME           | 0- 1       | 1- 1        | 6- 2          |      |      |       |           |
| 6- 6              | 0- 0     | 0- 0      | AWAY           | 1- 1       | 1- 2        | 4- 3          |      |      |       |           |
| 0- 2              | 0- 0     | 0- 0      | NEUTRAL        | 0- 0       | 0- 1        | 0- 1          |      |      |       |           |
| 5- 8              | 0- 1     | 0- 1      | NON-CONFERENCE | 1- 1       | 0- 1        | 4- 4          |      |      |       |           |
| 2- 4              | 0- 1     | 0- 1      | HOME           | 0- 1       | 0- 0        | 2- 1          |      |      |       |           |
| 3- 2              | 0- 0     | 0- 0      | AWAY           | 1- 0       | 0- 0        | 2- 2          |      |      |       |           |
| 0- 2              | 0- 0     | 0- 0      | NEUTRAL        | 0- 0       | 0- 1        | 0- 1          |      |      |       |           |
| 8- 6              | 0- 0     | 0- 0      | CONFERENCE     | 0- 1       | 2- 3        | 6- 2          |      |      |       |           |
| 5- 2              | 0- 0     | 0- 0      | HOME           | 0- 0       | 1- 1        | 4- 1          |      |      |       |           |
| 3- 4              | 0- 0     | 0- 0      | AWAY           | 0- 1       | 1- 2        | 2- 1          |      |      |       |           |
| 0- 0              | 0- 0     | 0- 0      | NEUTRAL        | 0- 0       | 0- 0        | 0- 0          |      |      |       |           |

| RPI 1-25                  |   |               |       | RPI 26-50 |   |                   |       | RPI 51-100 |   |            |       | RPI 101+ Team's RPI: 190 |   |                   |       |
|---------------------------|---|---------------|-------|-----------|---|-------------------|-------|------------|---|------------|-------|--------------------------|---|-------------------|-------|
| RPI                       | S | Opponent      | Score | RPI       | S | Opponent          | Score | RPI        | S | Opponent   | Score | RPI                      | S | Opponent          | Score |
| 6                         | H | UConn         | 42 98 | 30        | H | Missouri          | 62 74 | 82         | H | Cincinnati | 50 51 | 116                      | N | Yale              | 52 58 |
|                           |   |               |       |           |   |                   |       | 98         | A | Virginia   | 67 65 | 117                      | A | Fordham           | 51 54 |
|                           |   |               |       |           |   |                   |       | 100        | A | VCU        | 47 57 | 117                      | H | Fordham           | 53 56 |
|                           |   |               |       |           |   |                   |       |            |   |            |       | 122                      | H | Dayton            | 68 65 |
|                           |   |               |       |           |   |                   |       |            |   |            |       | 137                      | A | Davidson          | 57 60 |
|                           |   |               |       |           |   |                   |       |            |   |            |       | 143                      | A | Duquesne          | 67 63 |
|                           |   |               |       |           |   |                   |       |            |   |            |       | 151                      | H | Southern Ill.     | 62 58 |
|                           |   |               |       |           |   |                   |       |            |   |            |       | 158                      | A | Tulsa             | 75 86 |
|                           |   |               |       |           |   |                   |       |            |   |            |       | 160                      | A | Illinois St.      | 67 72 |
|                           |   |               |       |           |   |                   |       |            |   |            |       | 162                      | N | Chattanooga       | 61 71 |
|                           |   |               |       |           |   |                   |       |            |   |            |       | 188                      | H | Indiana St.       | 56 60 |
|                           |   |               |       |           |   |                   |       |            |   |            |       | 191                      | H | George Washington | 60 44 |
|                           |   |               |       |           |   |                   |       |            |   |            |       | 197                      | H | George Mason      | 60 53 |
|                           |   |               |       |           |   |                   |       |            |   |            |       | 227                      | A | Massachusetts     | 66 70 |
|                           |   |               |       |           |   |                   |       |            |   |            |       | 230                      | A | Saint Joseph's    | 62 49 |
|                           |   |               |       |           |   |                   |       |            |   |            |       | 240                      | H | SIUE              | 63 56 |
|                           |   |               |       |           |   |                   |       |            |   |            |       | 241                      | A | St. Bonaventure   | 62 45 |
|                           |   |               |       |           |   |                   |       |            |   |            |       | 263                      | H | Rhode Island      | 56 68 |
|                           |   |               |       |           |   |                   |       |            |   |            |       | 271                      | H | Richmond          | 78 48 |
|                           |   |               |       |           |   |                   |       |            |   |            |       | 295                      | H | La Salle          | 69 58 |
|                           |   |               |       |           |   |                   |       |            |   |            |       | 304                      | A | Fla. Atlantic     | 93 61 |
|                           |   |               |       |           |   |                   |       |            |   |            |       | 327                      | A | Eastern Ky.       | 70 43 |
| LAST 12 Division I GAMES: |   |               |       |           |   |                   |       |            |   |            |       |                          |   |                   |       |
| 304                       | A | Fla. Atlantic | 93 61 | 191       | H | George Washington | 60 44 |            |   |            |       |                          |   |                   |       |
| 137                       | A | Davidson      | 57 60 | 197       | H | George Mason      | 60 53 |            |   |            |       |                          |   |                   |       |
| 271                       | H | Richmond      | 78 48 | 100       | A | VCU               | 47 57 |            |   |            |       |                          |   |                   |       |
| 143                       | A | Duquesne      | 67 63 | 122       | H | Dayton            | 68 65 |            |   |            |       |                          |   |                   |       |
| 295                       | H | La Salle      | 69 58 | 241       | A | St. Bonaventure   | 62 45 |            |   |            |       |                          |   |                   |       |
| 117                       | A | Fordham       | 51 54 | 263       | H | Rhode Island      | 56 68 |            |   |            |       |                          |   |                   |       |

Non-Div I Games:

Saint Louis

■ Loss, 
 ■ Non-Conf, 
 ■ S Site, 
 ■ H Home 
 ■ A Away 
 N Neutral

## Saint Mary's (CA)

Through Games Of Feb. 26, 2019

|                   |          |           |                |            |             |               |      |      |       |           |
|-------------------|----------|-----------|----------------|------------|-------------|---------------|------|------|-------|-----------|
| Average RPI Win:  | 178      | WON-LOST  | WINNING        | LAST 10    | STRENGTH OF | OPP. STRENGTH | TEAM | ADJ. | CONF. | ADJ CONF. |
| Average RPI Loss: | 51       | RECORD    | PCT. RANK      | GAMES      | SCHEDULE    | OF SCHEDULE   | RPI  | RPI  | RPI   | RPI       |
| DIV. I ONLY       | 18- 10   | 91        | 1- 0           | 63         | 81          | 56            | 56   | 8    | 8     |           |
| DIV. I NON-CONF.  | 7- 4     | 108       | 1- 0           | 63         | 48          | 53            | 53   | 7    | 7     |           |
| TOTALS            | RPI 1-25 | RPI 26-50 | W-L RECORDS    | RPI 51-100 | RPI 101-150 | RPI 150+      |      |      |       |           |
| 18- 10            | 0- 4     | 2- 2      | OVERALL        | 1- 2       | 3- 2        | 12- 0         |      |      |       |           |
| 8- 4              | 0- 2     | 1- 2      | HOME           | 0- 0       | 2- 0        | 5- 0          |      |      |       |           |
| 8- 6              | 0- 2     | 1- 0      | AWAY           | 0- 2       | 1- 2        | 6- 0          |      |      |       |           |
| 2- 0              | 0- 0     | 0- 0      | NEUTRAL        | 1- 0       | 0- 0        | 1- 0          |      |      |       |           |
| 7- 4              | 0- 2     | 1- 1      | NON-CONFERENCE | 1- 1       | 1- 0        | 4- 0          |      |      |       |           |
| 2- 2              | 0- 1     | 1- 1      | HOME           | 0- 0       | 0- 0        | 1- 0          |      |      |       |           |
| 3- 2              | 0- 1     | 0- 0      | AWAY           | 0- 1       | 1- 0        | 2- 0          |      |      |       |           |
| 2- 0              | 0- 0     | 0- 0      | NEUTRAL        | 1- 0       | 0- 0        | 1- 0          |      |      |       |           |
| 11- 6             | 0- 2     | 1- 1      | CONFERENCE     | 0- 1       | 2- 2        | 8- 0          |      |      |       |           |
| 6- 2              | 0- 1     | 0- 1      | HOME           | 0- 0       | 2- 0        | 4- 0          |      |      |       |           |
| 5- 4              | 0- 1     | 1- 0      | AWAY           | 0- 1       | 0- 2        | 4- 0          |      |      |       |           |
| 0- 0              | 0- 0     | 0- 0      | NEUTRAL        | 0- 0       | 0- 0        | 0- 0          |      |      |       |           |

| RPI 1-25                  |   |                  |       | RPI 26-50 |   |                  |        | RPI 51-100 |   |              |       | Team's RPI: 56 |   |                  |       | RPI 101+ |   |                  |        |  |  |
|---------------------------|---|------------------|-------|-----------|---|------------------|--------|------------|---|--------------|-------|----------------|---|------------------|-------|----------|---|------------------|--------|--|--|
| RPI                       | S | Opponent         | Score | RPI       | S | Opponent         | Score  | RPI        | S | Opponent     | Score | RPI            | S | Opponent         | Score | RPI      | S | Opponent         | Score  |  |  |
| 5                         | H | Oregon           | 55 79 | 28        | A | BYU              | 78 75  | 83         | A | UC Davis     | 74 76 | 102            | A | Pepperdine       | 72 77 |          |   |                  |        |  |  |
| 14                        | A | Gonzaga          | 62 74 | 28        | H | BYU              | 73 74  | 87         | N | Old Dominion | 83 65 | 102            | H | Pepperdine       | 79 68 |          |   |                  |        |  |  |
| 14                        | H | Gonzaga          | 52 66 | 38        | H | California       | 78 81  | 95         | A | Pacific      | 67 76 | 110            | A | Loyola Marymount | 56 69 |          |   |                  |        |  |  |
| 21                        | A | Oregon St.       | 56 89 | 45        | H | Wyoming          | 90 84  |            |   |              |       | 110            | H | Loyola Marymount | 86 62 |          |   |                  |        |  |  |
|                           |   |                  |       |           |   |                  |        |            |   |              |       |                |   |                  |       | 146      | A | Washington St.   | 70 64  |  |  |
|                           |   |                  |       |           |   |                  |        |            |   |              |       |                |   |                  |       | 168      | N | Texas St.        | 89 62  |  |  |
|                           |   |                  |       |           |   |                  |        |            |   |              |       |                |   |                  |       | 169      | A | Santa Clara      | 83 59  |  |  |
|                           |   |                  |       |           |   |                  |        |            |   |              |       |                |   |                  |       | 169      | H | Santa Clara      | 81 68  |  |  |
|                           |   |                  |       |           |   |                  |        |            |   |              |       |                |   |                  |       | 178      | A | Portland         | 98 91  |  |  |
|                           |   |                  |       |           |   |                  |        |            |   |              |       |                |   |                  |       | 178      | H | Portland         | 113 85 |  |  |
|                           |   |                  |       |           |   |                  |        |            |   |              |       |                |   |                  |       | 196      | H | Milwaukee        | 73 71  |  |  |
|                           |   |                  |       |           |   |                  |        |            |   |              |       |                |   |                  |       | 247      | A | San Francisco    | 80 65  |  |  |
|                           |   |                  |       |           |   |                  |        |            |   |              |       |                |   |                  |       | 247      | H | San Francisco    | 88 63  |  |  |
|                           |   |                  |       |           |   |                  |        |            |   |              |       |                |   |                  |       | 256      | A | San Diego        | 80 49  |  |  |
|                           |   |                  |       |           |   |                  |        |            |   |              |       |                |   |                  |       | 256      | H | San Diego        | 74 60  |  |  |
|                           |   |                  |       |           |   |                  |        |            |   |              |       |                |   |                  |       | 300      | A | UC Santa Barbara | 80 55  |  |  |
|                           |   |                  |       |           |   |                  |        |            |   |              |       |                |   |                  |       | 313      | A | Cal Poly         | 69 51  |  |  |
| LAST 12 Division I GAMES: |   |                  |       |           |   |                  |        |            |   |              |       |                |   |                  |       |          |   |                  |        |  |  |
| 87                        | N | Old Dominion     | 83 65 | 28        | A | BYU              | 78 75  |            |   |              |       |                |   |                  |       |          |   |                  |        |  |  |
| 102                       | A | Pepperdine       | 72 77 | 14        | H | Gonzaga          | 52 66  |            |   |              |       |                |   |                  |       |          |   |                  |        |  |  |
| 110                       | A | Loyola Marymount | 56 69 | 178       | H | Portland         | 113 85 |            |   |              |       |                |   |                  |       |          |   |                  |        |  |  |
| 247                       | H | San Francisco    | 88 63 | 110       | H | Loyola Marymount | 86 62  |            |   |              |       |                |   |                  |       |          |   |                  |        |  |  |
| 169                       | H | Santa Clara      | 81 68 | 102       | H | Pepperdine       | 79 68  |            |   |              |       |                |   |                  |       |          |   |                  |        |  |  |
| 256                       | A | San Diego        | 80 49 | 169       | A | Santa Clara      | 83 59  |            |   |              |       |                |   |                  |       |          |   |                  |        |  |  |

Non-Div I Games:

Saint Mary's (CA)

■ Loss, 
 ■ Non-Conf, 
 ■ S Site, 
 ■ Home 
 ■ Away 
 N Neutral

|                       |          |           |           |                |             |               |             |      |          |           |
|-----------------------|----------|-----------|-----------|----------------|-------------|---------------|-------------|------|----------|-----------|
| Average RPI Win: 325  |          | WON-LOST  | WINNING   | LAST 10        | STRENGTH OF | OPP. STRENGTH | TEAM        | ADJ. | CONF.    | ADJ CONF. |
| Average RPI Loss: 229 |          | RECORD    | PCT. RANK | GAMES          | SCHEDULE    | OF SCHEDULE   | RPI         | RPI  | RPI      | RPI       |
| DIV. I ONLY           |          | 6- 21     | 309       | 0- 1           | 342         | 319           | 340         | 340  | 26       | 26        |
| DIV. I NON-CONF.      |          | 5- 6      | 177       | 0- 0           | 342         | 344           | 308         | 308  | 27       | 27        |
| TOTALS                | RPI 1-25 | RPI 26-50 |           | W-L RECORDS    | RPI 51-100  |               | RPI 101-150 |      | RPI 150+ |           |
| 6- 21                 | 0- 0     | 0- 0      |           | OVERALL        | 0- 1        |               | 0- 4        |      | 6- 16    |           |
| 4- 8                  | 0- 0     | 0- 0      |           | HOME           | 0- 0        |               | 0- 1        |      | 4- 7     |           |
| 2- 13                 | 0- 0     | 0- 0      |           | AWAY           | 0- 1        |               | 0- 3        |      | 2- 9     |           |
| 0- 0                  | 0- 0     | 0- 0      |           | NEUTRAL        | 0- 0        |               | 0- 0        |      | 0- 0     |           |
| 5- 6                  | 0- 0     | 0- 0      |           | NON-CONFERENCE | 0- 0        |               | 0- 3        |      | 5- 3     |           |
| 4- 1                  | 0- 0     | 0- 0      |           | HOME           | 0- 0        |               | 0- 0        |      | 4- 1     |           |
| 1- 5                  | 0- 0     | 0- 0      |           | AWAY           | 0- 0        |               | 0- 3        |      | 1- 2     |           |
| 0- 0                  | 0- 0     | 0- 0      |           | NEUTRAL        | 0- 0        |               | 0- 0        |      | 0- 0     |           |
| 1- 15                 | 0- 0     | 0- 0      |           | CONFERENCE     | 0- 1        |               | 0- 1        |      | 1- 13    |           |
| 0- 7                  | 0- 0     | 0- 0      |           | HOME           | 0- 0        |               | 0- 1        |      | 0- 6     |           |
| 1- 8                  | 0- 0     | 0- 0      |           | AWAY           | 0- 1        |               | 0- 0        |      | 1- 7     |           |
| 0- 0                  | 0- 0     | 0- 0      |           | NEUTRAL        | 0- 0        |               | 0- 0        |      | 0- 0     |           |

[illegible]

Non-Div I Games:

Saint Peter's

Loss, Non-Conf, S Site, H Home A Away N Neutral

|                   |          |           |                |            |             |               |      |      |       |           |
|-------------------|----------|-----------|----------------|------------|-------------|---------------|------|------|-------|-----------|
| Average RPI Win:  | 278      | WON-LOST  | WINNING        | LAST 10    | STRENGTH OF | OPP. STRENGTH | TEAM | ADJ. | CONF. | ADJ CONF. |
| Average RPI Loss: | 128      | RECORD    | PCT. RANK      | GAMES      | SCHEDULE    | OF SCHEDULE   | RPI  | RPI  | RPI   | RPI       |
| DIV. I ONLY       | 11- 11   | 170       | 1- 0           | 212        | 263         | 183           | 183  | 25   | 25    |           |
| DIV. I NON-CONF.  | 2- 5     | 264       | 0- 0           | 106        | 143         | 173           | 173  | 23   | 23    |           |
| TOTALS            | RPI 1-25 | RPI 26-50 | W-L RECORDS    | RPI 51-100 | RPI 101-150 | RPI 150+      |      |      |       |           |
| 11- 11            | 0- 0     | 0- 1      | OVERALL        | 0- 5       | 0- 0        | 11- 5         |      |      |       |           |
| 5- 4              | 0- 0     | 0- 0      | HOME           | 0- 2       | 0- 0        | 5- 2          |      |      |       |           |
| 6- 6              | 0- 0     | 0- 1      | AWAY           | 0- 2       | 0- 0        | 6- 3          |      |      |       |           |
| 0- 1              | 0- 0     | 0- 0      | NEUTRAL        | 0- 1       | 0- 0        | 0- 0          |      |      |       |           |
| 2- 5              | 0- 0     | 0- 1      | NON-CONFERENCE | 0- 2       | 0- 0        | 2- 2          |      |      |       |           |
| 0- 1              | 0- 0     | 0- 0      | HOME           | 0- 0       | 0- 0        | 0- 1          |      |      |       |           |
| 2- 3              | 0- 0     | 0- 1      | AWAY           | 0- 1       | 0- 0        | 2- 1          |      |      |       |           |
| 0- 1              | 0- 0     | 0- 0      | NEUTRAL        | 0- 1       | 0- 0        | 0- 0          |      |      |       |           |
| 9- 6              | 0- 0     | 0- 0      | CONFERENCE     | 0- 3       | 0- 0        | 9- 3          |      |      |       |           |
| 5- 3              | 0- 0     | 0- 0      | HOME           | 0- 2       | 0- 0        | 5- 1          |      |      |       |           |
| 4- 3              | 0- 0     | 0- 0      | AWAY           | 0- 1       | 0- 0        | 4- 2          |      |      |       |           |
| 0- 0              | 0- 0     | 0- 0      | NEUTRAL        | 0- 0       | 0- 0        | 0- 0          |      |      |       |           |

| RPI S                     | Opponent             | Score | RPI S | Opponent             | Score | RPI S | Opponent             | Score | RPI S | Opponent | Score | Team's RPI: 183 |
|---------------------------|----------------------|-------|-------|----------------------|-------|-------|----------------------|-------|-------|----------|-------|-----------------|
| 50                        | A TCU                | 59 72 | 59    | A Lamar University   | 76 81 | 164   | A Abilene Christian  | 72 63 |       |          |       |                 |
|                           |                      |       | 59    | H Lamar University   | 72 83 | 164   | H Abilene Christian  | 79 91 |       |          |       |                 |
|                           |                      |       | 67    | A LSU                | 52 66 | 167   | H Oral Roberts       | 62 73 |       |          |       |                 |
|                           |                      |       | 79    | H SFA                | 68 78 | 173   | A Nicholls St.       | 81 84 |       |          |       |                 |
|                           |                      |       | 96    | N Troy               | 79 84 | 180   | A Southern Miss.     | 65 61 |       |          |       |                 |
|                           |                      |       |       |                      |       | 245   | A Wichita St.        | 55 63 |       |          |       |                 |
|                           |                      |       |       |                      |       | 246   | A A&M-Corpus Christi | 61 76 |       |          |       |                 |
|                           |                      |       |       |                      |       | 246   | H A&M-Corpus Christi | 61 59 |       |          |       |                 |
|                           |                      |       |       |                      |       | 258   | A Louisiana          | 68 62 |       |          |       |                 |
|                           |                      |       |       |                      |       | 279   | H Central Ark.       | 66 62 |       |          |       |                 |
|                           |                      |       |       |                      |       | 302   | A Incarnate Word     | 76 56 |       |          |       |                 |
|                           |                      |       |       |                      |       | 306   | H Southeastern La.   | 94 63 |       |          |       |                 |
|                           |                      |       |       |                      |       | 322   | H Northwestern St.   | 66 55 |       |          |       |                 |
|                           |                      |       |       |                      |       | 323   | A McNeese            | 93 80 |       |          |       |                 |
|                           |                      |       |       |                      |       | 341   | A Houston Baptist    | 74 63 |       |          |       |                 |
|                           |                      |       |       |                      |       | 341   | H Houston Baptist    | 83 64 |       |          |       |                 |
| LAST 12 Division I GAMES: |                      |       |       |                      |       |       |                      |       |       |          |       |                 |
| 341                       | H Houston Baptist    | 83 64 | 79    | H SFA                | 68 78 |       |                      |       |       |          |       |                 |
| 173                       | A Nicholls St.       | 81 84 | 306   | H Southeastern La.   | 94 63 |       |                      |       |       |          |       |                 |
| 59                        | A Lamar University   | 76 81 | 59    | H Lamar University   | 72 83 |       |                      |       |       |          |       |                 |
| 246                       | H A&M-Corpus Christi | 61 59 | 322   | H Northwestern St.   | 66 55 |       |                      |       |       |          |       |                 |
| 164                       | A Abilene Christian  | 72 63 | 341   | A Houston Baptist    | 74 63 |       |                      |       |       |          |       |                 |
| 323                       | A McNeese            | 93 80 | 246   | A A&M-Corpus Christi | 61 76 |       |                      |       |       |          |       |                 |

Non-Div I Games: UNKNOWN 94 46 Wiley 101 63 Jarvis Christian 100 55

Sam Houston St.

Loss, Non-Conf, S Site, H Home A Away N Neutral

|                              |          |           |                |             |               |          |      |       |           |
|------------------------------|----------|-----------|----------------|-------------|---------------|----------|------|-------|-----------|
| Average RPI Win: <b>283</b>  | WON-LOST | WINNING   | LAST 10        | STRENGTH OF | OPP. STRENGTH | TEAM     | ADJ. | CONF. | ADJ CONF. |
| Average RPI Loss: <b>173</b> | RECORD   | PCT. RANK | GAMES          | SCHEDULE    | OF SCHEDULE   | RPI      | RPI  | RPI   | RPI       |
| DIV. I ONLY                  | 7- 18    | 285       | 0- 1           | 275         | 228           | 286      | 286  | 28    | 28        |
| DIV. I NON-CONF.             | 3- 10    | 278       | 0- 0           | 153         | 216           | 223      | 223  | 24    | 24        |
| TOTALS                       | RPI 1-25 | RPI 26-50 | W-L RECORDS    | RPI 51-100  | RPI 101-150   | RPI 150+ |      |       |           |
| 7- 18                        | 0- 0     | 0- 1      | OVERALL        | 0- 1        | 0- 3          | 7- 13    |      |       |           |
| 4- 3                         | 0- 0     | 0- 0      | HOME           | 0- 0        | 0- 1          | 4- 2     |      |       |           |
| 3- 15                        | 0- 0     | 0- 1      | AWAY           | 0- 1        | 0- 2          | 3- 11    |      |       |           |
| 0- 0                         | 0- 0     | 0- 0      | NEUTRAL        | 0- 0        | 0- 0          | 0- 0     |      |       |           |
| 3- 10                        | 0- 0     | 0- 1      | NON-CONFERENCE | 0- 1        | 0- 3          | 3- 5     |      |       |           |
| 1- 1                         | 0- 0     | 0- 0      | HOME           | 0- 0        | 0- 1          | 1- 0     |      |       |           |
| 2- 9                         | 0- 0     | 0- 1      | AWAY           | 0- 1        | 0- 2          | 2- 5     |      |       |           |
| 0- 0                         | 0- 0     | 0- 0      | NEUTRAL        | 0- 0        | 0- 0          | 0- 0     |      |       |           |
| 4- 8                         | 0- 0     | 0- 0      | CONFERENCE     | 0- 0        | 0- 0          | 4- 8     |      |       |           |
| 3- 2                         | 0- 0     | 0- 0      | HOME           | 0- 0        | 0- 0          | 3- 2     |      |       |           |
| 1- 6                         | 0- 0     | 0- 0      | AWAY           | 0- 0        | 0- 0          | 1- 6     |      |       |           |
| 0- 0                         | 0- 0     | 0- 0      | NEUTRAL        | 0- 0        | 0- 0          | 0- 0     |      |       |           |

| RPI S                     | Opponent         | Score | RPI S | Opponent         | Score | RPI S | Opponent         | Score | RPI S | Opponent         | Score | Team's RPI: 286 |
|---------------------------|------------------|-------|-------|------------------|-------|-------|------------------|-------|-------|------------------|-------|-----------------|
| 47                        | A Auburn         | 46 73 | 96    | A Troy           | 52 72 | 103   | H UAB            | 41 66 | 127   | A Oklahoma St.   | 62 82 |                 |
|                           |                  |       |       |                  |       | 132   | A UT Martin      | 68 89 | 153   | A Mercer         | 68 76 |                 |
|                           |                  |       |       |                  |       | 153   | H Mercer         | 52 68 | 159   | A Denver         | 87 83 |                 |
|                           |                  |       |       |                  |       | 162   | A Chattanooga    | 56 61 | 162   | H Chattanooga    | 63 73 |                 |
|                           |                  |       |       |                  |       | 165   | A Colorado       | 39 81 | 180   | A Southern Miss. | 40 76 |                 |
|                           |                  |       |       |                  |       | 195   | A Vanderbilt     | 52 77 | 200   | A Hampton        | 57 64 |                 |
|                           |                  |       |       |                  |       | 210   | A Memphis        | 48 53 | 216   | A Furman         | 36 57 |                 |
|                           |                  |       |       |                  |       | 254   | A ETSU           | 50 71 | 254   | H ETSU           | 79 58 |                 |
|                           |                  |       |       |                  |       | 257   | A Alabama St.    | 60 51 | 259   | A Wofford        | 62 71 |                 |
|                           |                  |       |       |                  |       | 303   | A UNC Greensboro | 54 55 | 303   | H UNC Greensboro | 57 53 |                 |
|                           |                  |       |       |                  |       | 330   | H Presbyterian   | 75 54 | 339   | A Western Caro.  | 75 42 |                 |
|                           |                  |       |       |                  |       | 339   | H Western Caro.  | 58 43 |       |                  |       |                 |
| LAST 12 Division I GAMES: |                  |       |       |                  |       |       |                  |       |       |                  |       |                 |
| 254                       | A ETSU           | 50 71 | 216   | A Furman         | 36 57 |       |                  |       |       |                  |       |                 |
| 162                       | A Chattanooga    | 56 61 | 162   | H Chattanooga    | 63 73 |       |                  |       |       |                  |       |                 |
| 303                       | H UNC Greensboro | 57 53 | 254   | H ETSU           | 79 58 |       |                  |       |       |                  |       |                 |
| 339                       | H Western Caro.  | 58 43 | 339   | A Western Caro.  | 75 42 |       |                  |       |       |                  |       |                 |
| 153                       | H Mercer         | 52 68 | 303   | A UNC Greensboro | 54 55 |       |                  |       |       |                  |       |                 |
| 259                       | A Wofford        | 62 71 | 153   | A Mercer         | 68 76 |       |                  |       |       |                  |       |                 |

Non-Div I Games: Rhodes 71 54 Montevallo 73 47

Samford

Loss, Non-Conf, S Site, H Home A Away N Neutral

| Average RPI Win:  | 243      | WON-LOST  | WINNING        | LAST 10    | STRENGTH OF | OPP. STRENGTH | TEAM | ADJ. | CONF. | ADJ CONF. |
|-------------------|----------|-----------|----------------|------------|-------------|---------------|------|------|-------|-----------|
| Average RPI Loss: | 113      | RECORD    | PCT. RANK      | GAMES      | SCHEDULE    | OF SCHEDULE   | RPI  | RPI  | RPI   | RPI       |
| DIV. I ONLY       | 7- 19    | 289       | 0- 1           | 139        | 98          | 256           | 256  | 8    | 8     |           |
| DIV. I NON-CONF.  | 6- 4     | 125       | 0- 0           | 323        | 213         | 227           | 227  | 7    | 7     |           |
| TOTALS            | RPI 1-25 | RPI 26-50 | W-L RECORDS    | RPI 51-100 | RPI 101-150 | RPI 150+      |      |      |       |           |
| 7- 19             | 0- 2     | 0- 3      | OVERALL        | 0- 4       | 0- 5        | 7- 5          |      |      |       |           |
| 5- 8              | 0- 1     | 0- 2      | HOME           | 0- 2       | 0- 2        | 5- 1          |      |      |       |           |
| 2- 11             | 0- 1     | 0- 1      | AWAY           | 0- 2       | 0- 3        | 2- 4          |      |      |       |           |
| 0- 0              | 0- 0     | 0- 0      | NEUTRAL        | 0- 0       | 0- 0        | 0- 0          |      |      |       |           |
| 6- 4              | 0- 0     | 0- 1      | NON-CONFERENCE | 0- 0       | 0- 1        | 6- 2          |      |      |       |           |
| 5- 1              | 0- 0     | 0- 1      | HOME           | 0- 0       | 0- 0        | 5- 0          |      |      |       |           |
| 1- 3              | 0- 0     | 0- 0      | AWAY           | 0- 0       | 0- 1        | 1- 2          |      |      |       |           |
| 0- 0              | 0- 0     | 0- 0      | NEUTRAL        | 0- 0       | 0- 0        | 0- 0          |      |      |       |           |
| 1- 15             | 0- 2     | 0- 2      | CONFERENCE     | 0- 4       | 0- 4        | 1- 3          |      |      |       |           |
| 0- 7              | 0- 1     | 0- 1      | HOME           | 0- 2       | 0- 2        | 0- 1          |      |      |       |           |
| 1- 8              | 0- 1     | 0- 1      | AWAY           | 0- 2       | 0- 2        | 1- 2          |      |      |       |           |
| 0- 0              | 0- 0     | 0- 0      | NEUTRAL        | 0- 0       | 0- 0        | 0- 0          |      |      |       |           |

| RPI 1-25                  |   |                   |       | RPI 26-50 |   |                   |       | RPI 51-100 |   |                   |       | RPI 101+ Team's RPI: 256 |   |                  |       |
|---------------------------|---|-------------------|-------|-----------|---|-------------------|-------|------------|---|-------------------|-------|--------------------------|---|------------------|-------|
| RPI                       | S | Opponent          | Score | RPI       | S | Opponent          | Score | RPI        | S | Opponent          | Score | RPI                      | S | Opponent         | Score |
| 14                        | A | Gonzaga           | 44 71 | 28        | A | BYU               | 68 80 | 56         | A | Saint Mary's (CA) | 60 74 | 102                      | A | Pepperdine       | 65 88 |
| 14                        | H | Gonzaga           | 61 86 | 28        | H | BYU               | 56 65 | 56         | H | Saint Mary's (CA) | 49 80 | 102                      | H | Pepperdine       | 55 74 |
|                           |   |                   |       | 38        | H | California        | 53 70 | 95         | A | Pacific           | 47 79 | 106                      | A | Minnesota        | 48 53 |
|                           |   |                   |       |           |   |                   |       | 95         | H | Pacific           | 53 70 | 110                      | A | Loyola Marymount | 57 83 |
|                           |   |                   |       |           |   |                   |       |            |   |                   |       | 110                      | H | Loyola Marymount | 52 69 |
|                           |   |                   |       |           |   |                   |       |            |   |                   |       | 169                      | A | Santa Clara      | 57 49 |
|                           |   |                   |       |           |   |                   |       |            |   |                   |       | 178                      | A | Portland         | 74 96 |
|                           |   |                   |       |           |   |                   |       |            |   |                   |       | 178                      | H | Portland         | 60 69 |
|                           |   |                   |       |           |   |                   |       |            |   |                   |       | 203                      | H | Dartmouth        | 78 76 |
|                           |   |                   |       |           |   |                   |       |            |   |                   |       | 226                      | H | San Diego St.    | 72 71 |
|                           |   |                   |       |           |   |                   |       |            |   |                   |       | 233                      | H | Hawaii           | 58 50 |
|                           |   |                   |       |           |   |                   |       |            |   |                   |       | 247                      | A | San Francisco    | 57 68 |
|                           |   |                   |       |           |   |                   |       |            |   |                   |       | 275                      | A | Long Beach St.   | 60 56 |
|                           |   |                   |       |           |   |                   |       |            |   |                   |       | 283                      | H | Cleveland St.    | 83 82 |
|                           |   |                   |       |           |   |                   |       |            |   |                   |       | 285                      | A | Southern Utah    | 59 69 |
|                           |   |                   |       |           |   |                   |       |            |   |                   |       | 305                      | A | UTSA             | 77 87 |
|                           |   |                   |       |           |   |                   |       |            |   |                   |       | 309                      | H | San Jose St.     | 83 79 |
| LAST 12 Division I GAMES: |   |                   |       |           |   |                   |       |            |   |                   |       |                          |   |                  |       |
| 28                        | A | BYU               | 68 80 | 102       | A | Pepperdine        | 65 88 |            |   |                   |       |                          |   |                  |       |
| 178                       | A | Portland          | 74 96 | 28        | H | BYU               | 56 65 |            |   |                   |       |                          |   |                  |       |
| 14                        | A | Gonzaga           | 44 71 | 14        | H | Gonzaga           | 61 86 |            |   |                   |       |                          |   |                  |       |
| 56                        | H | Saint Mary's (CA) | 49 80 | 178       | H | Portland          | 60 69 |            |   |                   |       |                          |   |                  |       |
| 95                        | H | Pacific           | 53 70 | 95        | A | Pacific           | 47 79 |            |   |                   |       |                          |   |                  |       |
| 110                       | A | Loyola Marymount  | 57 83 | 56        | A | Saint Mary's (CA) | 60 74 |            |   |                   |       |                          |   |                  |       |

Non-Div I Games: Cal St. San B'dino 76 58

San Diego

Loss, Non-Conf, S Site, H Home A Away N Neutral

|                   |          |           |                |            |             |               |      |      |       |           |
|-------------------|----------|-----------|----------------|------------|-------------|---------------|------|------|-------|-----------|
| Average RPI Win:  | 234      | WON-LOST  | WINNING        | LAST 10    | STRENGTH OF | OPP. STRENGTH | TEAM | ADJ. | CONF. | ADJ CONF. |
| Average RPI Loss: | 148      | RECORD    | PCT. RANK      | GAMES      | SCHEDULE    | OF SCHEDULE   | RPI  | RPI  | RPI   | RPI       |
| DIV. I ONLY       | 10- 15   | 230       | 0- 1           | 192        | 177         | 226           | 226  | 15   | 15    |           |
| DIV. I NON-CONF.  | 5- 6     | 177       | 0- 0           | 267        | 245         | 239           | 239  | 13   | 13    |           |
| TOTALS            | RPI 1-25 | RPI 26-50 | W-L RECORDS    | RPI 51-100 | RPI 101-150 | RPI 150+      |      |      |       |           |
| 10- 15            | 0- 0     | 1- 3      | OVERALL        | 0- 3       | 0- 2        | 9- 7          |      |      |       |           |
| 7- 6              | 0- 0     | 1- 1      | HOME           | 0- 2       | 0- 1        | 6- 2          |      |      |       |           |
| 3- 9              | 0- 0     | 0- 2      | AWAY           | 0- 1       | 0- 1        | 3- 5          |      |      |       |           |
| 0- 0              | 0- 0     | 0- 0      | NEUTRAL        | 0- 0       | 0- 0        | 0- 0          |      |      |       |           |
| 5- 6              | 0- 0     | 0- 1      | NON-CONFERENCE | 0- 1       | 0- 1        | 5- 3          |      |      |       |           |
| 3- 3              | 0- 0     | 0- 1      | HOME           | 0- 1       | 0- 0        | 3- 1          |      |      |       |           |
| 2- 3              | 0- 0     | 0- 0      | AWAY           | 0- 0       | 0- 1        | 2- 2          |      |      |       |           |
| 0- 0              | 0- 0     | 0- 0      | NEUTRAL        | 0- 0       | 0- 0        | 0- 0          |      |      |       |           |
| 5- 9              | 0- 0     | 1- 2      | CONFERENCE     | 0- 2       | 0- 1        | 4- 4          |      |      |       |           |
| 4- 3              | 0- 0     | 1- 0      | HOME           | 0- 1       | 0- 1        | 3- 1          |      |      |       |           |
| 1- 6              | 0- 0     | 0- 2      | AWAY           | 0- 1       | 0- 0        | 1- 3          |      |      |       |           |
| 0- 0              | 0- 0     | 0- 0      | NEUTRAL        | 0- 0       | 0- 0        | 0- 0          |      |      |       |           |

| RPI S                     | Opponent       | Score | RPI S | Opponent     | Score          | RPI S | Opponent    | Score | RPI S | Opponent             | Score | Team's RPI: 226 |
|---------------------------|----------------|-------|-------|--------------|----------------|-------|-------------|-------|-------|----------------------|-------|-----------------|
| 45                        | A Wyoming      | 87    | 45    | A Wyoming    | 87             | 57    | A Boise St. | 91    | 111   | H Fresno St.         | 81    | 87              |
| 48                        | A New Mexico   | 70    | 48    | A New Mexico | 70             | 57    | H Boise St. | 69    | 150   | A CSUN               | 74    | 77              |
| 48                        | H New Mexico   | 59    | 48    | H New Mexico | 59             | 73    | H Arizona   | 69    | 169   | A Santa Clara        | 43    | 60              |
| 50                        | H TCU          | 81    | 50    | H TCU        | 81             |       |             |       | 177   | A UC Irvine          | 78    | 70              |
|                           |                |       |       |              |                |       |             |       | 189   | A Utah St.           | 56    | 54              |
|                           |                |       |       |              |                |       |             |       | 199   | A UNLV               | 57    | 71              |
|                           |                |       |       |              |                |       |             |       | 199   | H UNLV               | 49    | 62              |
|                           |                |       |       |              |                |       |             |       | 219   | A Nevada             | 69    | 74              |
|                           |                |       |       |              |                |       |             |       | 233   | H Hawaii             | 58    | 57              |
|                           |                |       |       |              |                |       |             |       | 251   | H California Baptist | 83    | 67              |
|                           |                |       |       |              |                |       |             |       | 256   | A San Diego          | 71    | 72              |
|                           |                |       |       |              |                |       |             |       | 266   | A Cal St. Fullerton  | 83    | 72              |
|                           |                |       |       |              |                |       |             |       | 276   | H Colorado St.       | 54    | 45              |
|                           |                |       |       |              |                |       |             |       | 291   | A Air Force          | 66    | 75              |
|                           |                |       |       |              |                |       |             |       | 291   | H Air Force          | 70    | 61              |
|                           |                |       |       |              |                |       |             |       | 300   | H UC Santa Barbara   | 58    | 63              |
|                           |                |       |       |              |                |       |             |       | 302   | H Incarnate Word     | 81    | 38              |
|                           |                |       |       |              |                |       |             |       | 309   | H San Jose St.       | 69    | 68              |
| LAST 12 Division I GAMES: |                |       |       |              |                |       |             |       |       |                      |       |                 |
| 199                       | H UNLV         | 49    | 62    | 309          | H San Jose St. | 69    | 68          |       |       |                      |       |                 |
| 219                       | A Nevada       | 69    | 74    | 291          | A Air Force    | 66    | 75          |       |       |                      |       |                 |
| 57                        | A Boise St.    | 67    | 91    | 199          | A UNLV         | 57    | 71          |       |       |                      |       |                 |
| 276                       | H Colorado St. | 54    | 45    | 111          | H Fresno St.   | 81    | 87          |       |       |                      |       |                 |
| 189                       | A Utah St.     | 56    | 54    | 48           | A New Mexico   | 62    | 70          |       |       |                      |       |                 |
| 48                        | H New Mexico   | 61    | 59    | 291          | H Air Force    | 70    | 61          |       |       |                      |       |                 |

Non-Div I Games:

San Diego St.

## San Francisco

Through Games Of Feb. 26, 2019

|                   |          |           |                |            |             |               |      |      |       |           |
|-------------------|----------|-----------|----------------|------------|-------------|---------------|------|------|-------|-----------|
| Average RPI Win:  | 266      | WON-LOST  | WINNING        | LAST 10    | STRENGTH OF | OPP. STRENGTH | TEAM | ADJ. | CONF. | ADJ CONF. |
| Average RPI Loss: | 99       | RECORD    | PCT. RANK      | GAMES      | SCHEDULE    | OF SCHEDULE   | RPI  | RPI  | RPI   | RPI       |
| DIV. I ONLY       | 6- 21    | 309       | 0- 1           | 96         | 95          | 247           | 247  | 8    | 8     |           |
| DIV. I NON-CONF.  | 4- 7     | 228       | 0- 0           | 203        | 180         | 231           | 231  | 7    | 7     |           |
| TOTALS            | RPI 1-25 | RPI 26-50 | W-L RECORDS    | RPI 51-100 | RPI 101-150 | RPI 150+      |      |      |       |           |
| 6- 21             | 0- 3     | 0- 1      | OVERALL        | 0- 7       | 0- 6        | 6- 4          |      |      |       |           |
| 2- 11             | 0- 1     | 0- 1      | HOME           | 0- 4       | 0- 3        | 2- 2          |      |      |       |           |
| 2- 9              | 0- 2     | 0- 0      | AWAY           | 0- 3       | 0- 3        | 2- 1          |      |      |       |           |
| 2- 1              | 0- 0     | 0- 0      | NEUTRAL        | 0- 0       | 0- 0        | 2- 1          |      |      |       |           |
| 4- 7              | 0- 1     | 0- 0      | NON-CONFERENCE | 0- 3       | 0- 2        | 4- 1          |      |      |       |           |
| 1- 3              | 0- 0     | 0- 0      | HOME           | 0- 2       | 0- 1        | 1- 0          |      |      |       |           |
| 1- 3              | 0- 1     | 0- 0      | AWAY           | 0- 1       | 0- 1        | 1- 0          |      |      |       |           |
| 2- 1              | 0- 0     | 0- 0      | NEUTRAL        | 0- 0       | 0- 0        | 2- 1          |      |      |       |           |
| 2- 14             | 0- 2     | 0- 1      | CONFERENCE     | 0- 4       | 0- 4        | 2- 3          |      |      |       |           |
| 1- 8              | 0- 1     | 0- 1      | HOME           | 0- 2       | 0- 2        | 1- 2          |      |      |       |           |
| 1- 6              | 0- 1     | 0- 0      | AWAY           | 0- 2       | 0- 2        | 1- 1          |      |      |       |           |
| 0- 0              | 0- 0     | 0- 0      | NEUTRAL        | 0- 0       | 0- 0        | 0- 0          |      |      |       |           |

| RPI 1-25                  |   |                   |       | RPI 26-50 |   |                   |       | RPI 51-100 |   |                   |       | RPI 101+ Team's RPI: 247 |   |                  |        |
|---------------------------|---|-------------------|-------|-----------|---|-------------------|-------|------------|---|-------------------|-------|--------------------------|---|------------------|--------|
| RPI                       | S | Opponent          | Score | RPI       | S | Opponent          | Score | RPI        | S | Opponent          | Score | RPI                      | S | Opponent         | Score  |
| 4                         | A | Stanford          | 62 96 | 28        | H | BYU               | 59 67 | 56         | A | Saint Mary's (CA) | 63 88 | 102                      | A | Pepperdine       | 50 69  |
| 14                        | A | Gonzaga           | 51 78 |           |   |                   |       | 56         | H | Saint Mary's (CA) | 65 80 | 102                      | H | Pepperdine       | 66 72  |
| 14                        | H | Gonzaga           | 44 64 |           |   |                   |       | 83         | H | UC Davis          | 68 70 | 109                      | H | Northern Colo.   | 63 68  |
|                           |   |                   |       |           |   |                   |       | 89         | A | Idaho             | 63 70 | 110                      | A | Loyola Marymount | 58 66  |
|                           |   |                   |       |           |   |                   |       | 94         | H | UT Arlington      | 73 80 | 110                      | H | Loyola Marymount | 66 73  |
|                           |   |                   |       |           |   |                   |       | 95         | A | Pacific           | 48 74 | 146                      | A | Washington St.   | 61 91  |
|                           |   |                   |       |           |   |                   |       | 95         | H | Pacific           | 75 85 | 169                      | A | Santa Clara      | 57 49  |
|                           |   |                   |       |           |   |                   |       |            |   |                   |       | 169                      | H | Santa Clara      | 66 71  |
|                           |   |                   |       |           |   |                   |       |            |   |                   |       | 178                      | A | Portland         | 73 78  |
|                           |   |                   |       |           |   |                   |       |            |   |                   |       | 178                      | H | Portland         | 66 69  |
|                           |   |                   |       |           |   |                   |       |            |   |                   |       | 231                      | A | Sacramento St.   | 86 75  |
|                           |   |                   |       |           |   |                   |       |            |   |                   |       | 252                      | N | North Dakota     | 97 100 |
|                           |   |                   |       |           |   |                   |       |            |   |                   |       | 256                      | H | San Diego        | 68 57  |
|                           |   |                   |       |           |   |                   |       |            |   |                   |       | 309                      | H | San Jose St.     | 85 63  |
|                           |   |                   |       |           |   |                   |       |            |   |                   |       | 313                      | N | Cal Poly         | 65 62  |
|                           |   |                   |       |           |   |                   |       |            |   |                   |       | 318                      | N | North Dakota St. | 75 42  |
| LAST 12 Division I GAMES: |   |                   |       |           |   |                   |       |            |   |                   |       |                          |   |                  |        |
| 14                        | H | Gonzaga           | 44 64 | 169       | A | Santa Clara       | 57 49 |            |   |                   |       |                          |   |                  |        |
| 178                       | H | Portland          | 66 69 | 178       | A | Portland          | 73 78 |            |   |                   |       |                          |   |                  |        |
| 56                        | A | Saint Mary's (CA) | 63 88 | 14        | A | Gonzaga           | 51 78 |            |   |                   |       |                          |   |                  |        |
| 95                        | A | Pacific           | 48 74 | 95        | H | Pacific           | 75 85 |            |   |                   |       |                          |   |                  |        |
| 110                       | H | Loyola Marymount  | 66 73 | 56        | H | Saint Mary's (CA) | 65 80 |            |   |                   |       |                          |   |                  |        |
| 102                       | H | Pepperdine        | 66 72 | 102       | A | Pepperdine        | 50 69 |            |   |                   |       |                          |   |                  |        |

Non-Div I Games:

San Francisco

■ Loss, 
 ■ Non-Conf, 
 ■ S Site, 
 ■ H Home 
 ■ A Away 
 N Neutral



|                   |          |           |                |            |             |               |      |      |       |           |
|-------------------|----------|-----------|----------------|------------|-------------|---------------|------|------|-------|-----------|
| Average RPI Win:  | 255      | WON-LOST  | WINNING        | LAST 10    | STRENGTH OF | OPP. STRENGTH | TEAM | ADJ. | CONF. | ADJ CONF. |
| Average RPI Loss: | 156      | RECORD    | PCT. RANK      | GAMES      | SCHEDULE    | OF SCHEDULE   | RPI  | RPI  | RPI   | RPI       |
| DIV. I ONLY       | 4- 20    | 326       | 1- 0           | 199        | 151         | 309           | 309  | 15   | 15    |           |
| DIV. I NON-CONF.  | 1- 9     | 326       | 0- 0           | 231        | 170         | 335           | 335  | 13   | 13    |           |
| TOTALS            | RPI 1-25 | RPI 26-50 | W-L RECORDS    | RPI 51-100 | RPI 101-150 | RPI 150+      |      |      |       |           |
| 4- 20             | 0- 0     | 0- 2      | OVERALL        | 0- 4       | 0- 3        | 4- 11         |      |      |       |           |
| 3- 8              | 0- 0     | 0- 2      | HOME           | 0- 2       | 0- 0        | 3- 4          |      |      |       |           |
| 1- 12             | 0- 0     | 0- 0      | AWAY           | 0- 2       | 0- 3        | 1- 7          |      |      |       |           |
| 0- 0              | 0- 0     | 0- 0      | NEUTRAL        | 0- 0       | 0- 0        | 0- 0          |      |      |       |           |
| 1- 9              | 0- 0     | 0- 0      | NON-CONFERENCE | 0- 2       | 0- 2        | 1- 5          |      |      |       |           |
| 1- 3              | 0- 0     | 0- 0      | HOME           | 0- 1       | 0- 0        | 1- 2          |      |      |       |           |
| 0- 6              | 0- 0     | 0- 0      | AWAY           | 0- 1       | 0- 2        | 0- 3          |      |      |       |           |
| 0- 0              | 0- 0     | 0- 0      | NEUTRAL        | 0- 0       | 0- 0        | 0- 0          |      |      |       |           |
| 3- 11             | 0- 0     | 0- 2      | CONFERENCE     | 0- 2       | 0- 1        | 3- 6          |      |      |       |           |
| 2- 5              | 0- 0     | 0- 2      | HOME           | 0- 1       | 0- 0        | 2- 2          |      |      |       |           |
| 1- 6              | 0- 0     | 0- 0      | AWAY           | 0- 1       | 0- 1        | 1- 4          |      |      |       |           |
| 0- 0              | 0- 0     | 0- 0      | NEUTRAL        | 0- 0       | 0- 0        | 0- 0          |      |      |       |           |

| RPI S                     | Opponent        | Score | RPI S | Opponent     | Score | RPI S | Opponent    | Score | RPI S | Opponent          | Score | Team's RPI: 309 |
|---------------------------|-----------------|-------|-------|--------------|-------|-------|-------------|-------|-------|-------------------|-------|-----------------|
| 45                        | H Wyoming       | 56 70 | 48    | H New Mexico | 60 79 | 57    | A Boise St. | 68 99 | 111   | A Fresno St.      | 48 77 |                 |
|                           |                 |       |       |              |       | 57    | H Boise St. | 69 83 | 125   | A Portland St.    | 51 80 |                 |
|                           |                 |       |       |              |       | 86    | A Nebraska  | 63 96 | 150   | A CSUN            | 40 76 |                 |
|                           |                 |       |       |              |       | 95    | H Pacific   | 67 91 | 165   | A Colorado        | 64 76 |                 |
|                           |                 |       |       |              |       |       |             |       | 169   | H Santa Clara     | 56 62 |                 |
|                           |                 |       |       |              |       |       |             |       | 177   | H UC Irvine       | 66 74 |                 |
|                           |                 |       |       |              |       |       |             |       | 189   | A Utah St.        | 49 82 |                 |
|                           |                 |       |       |              |       |       |             |       | 189   | H Utah St.        | 68 59 |                 |
|                           |                 |       |       |              |       |       |             |       | 199   | A UNLV            | 70 74 |                 |
|                           |                 |       |       |              |       |       |             |       | 199   | H UNLV            | 43 53 |                 |
|                           |                 |       |       |              |       |       |             |       | 219   | H Nevada          | 49 52 |                 |
|                           |                 |       |       |              |       |       |             |       | 226   | A San Diego St.   | 68 69 |                 |
|                           |                 |       |       |              |       |       |             |       | 247   | A San Francisco   | 63 85 |                 |
|                           |                 |       |       |              |       |       |             |       | 256   | A San Diego       | 79 83 |                 |
|                           |                 |       |       |              |       |       |             |       | 265   | H CSU Bakersfield | 82 72 |                 |
|                           |                 |       |       |              |       |       |             |       | 276   | A Colorado St.    | 78 70 |                 |
|                           |                 |       |       |              |       |       |             |       | 291   | A Air Force       | 77 88 |                 |
|                           |                 |       |       |              |       |       |             |       | 291   | H Air Force       | 73 60 |                 |
| LAST 12 Division I GAMES: |                 |       |       |              |       |       |             |       |       |                   |       |                 |
| 291                       | H Air Force     | 73 60 | 189   | H Utah St.   | 68 59 |       |             |       |       |                   |       |                 |
| 276                       | A Colorado St.  | 78 70 | 291   | A Air Force  | 77 88 |       |             |       |       |                   |       |                 |
| 199                       | A UNLV          | 70 74 | 45    | H Wyoming    | 56 70 |       |             |       |       |                   |       |                 |
| 48                        | H New Mexico    | 60 79 | 199   | H UNLV       | 43 53 |       |             |       |       |                   |       |                 |
| 57                        | H Boise St.     | 69 83 | 189   | A Utah St.   | 49 82 |       |             |       |       |                   |       |                 |
| 226                       | A San Diego St. | 68 69 | 57    | A Boise St.  | 68 99 |       |             |       |       |                   |       |                 |

Non-Div I Games: San Fran. St. 66 73

San Jose St.

|                   |          |           |                |            |             |               |      |      |       |           |
|-------------------|----------|-----------|----------------|------------|-------------|---------------|------|------|-------|-----------|
| Average RPI Win:  | 203      | WON-LOST  | WINNING        | LAST 10    | STRENGTH OF | OPP. STRENGTH | TEAM | ADJ. | CONF. | ADJ CONF. |
| Average RPI Loss: | 94       | RECORD    | PCT. RANK      | GAMES      | SCHEDULE    | OF SCHEDULE   | RPI  | RPI  | RPI   | RPI       |
| DIV. I ONLY       | 11- 15   | 220       | 1- 0           | 95         | 96          | 169           | 169  | 8    | 8     |           |
| DIV. I NON-CONF.  | 6- 4     | 125       | 0- 0           | 184        | 192         | 131           | 131  | 7    | 7     |           |
| TOTALS            | RPI 1-25 | RPI 26-50 | W-L RECORDS    | RPI 51-100 | RPI 101-150 | RPI 150+      |      |      |       |           |
| 11- 15            | 0- 3     | 0- 2      | OVERALL        | 2- 3       | 1- 5        | 8- 2          |      |      |       |           |
| 5- 9              | 0- 1     | 0- 1      | HOME           | 1- 2       | 0- 3        | 4- 2          |      |      |       |           |
| 6- 6              | 0- 2     | 0- 1      | AWAY           | 1- 1       | 1- 2        | 4- 0          |      |      |       |           |
| 0- 0              | 0- 0     | 0- 0      | NEUTRAL        | 0- 0       | 0- 0        | 0- 0          |      |      |       |           |
| 6- 4              | 0- 1     | 0- 1      | NON-CONFERENCE | 1- 0       | 0- 2        | 5- 0          |      |      |       |           |
| 4- 1              | 0- 0     | 0- 0      | HOME           | 1- 0       | 0- 1        | 3- 0          |      |      |       |           |
| 2- 3              | 0- 1     | 0- 1      | AWAY           | 0- 0       | 0- 1        | 2- 0          |      |      |       |           |
| 0- 0              | 0- 0     | 0- 0      | NEUTRAL        | 0- 0       | 0- 0        | 0- 0          |      |      |       |           |
| 5- 11             | 0- 2     | 0- 1      | CONFERENCE     | 1- 3       | 1- 3        | 3- 2          |      |      |       |           |
| 1- 8              | 0- 1     | 0- 1      | HOME           | 0- 2       | 0- 2        | 1- 2          |      |      |       |           |
| 4- 3              | 0- 1     | 0- 0      | AWAY           | 1- 1       | 1- 1        | 2- 0          |      |      |       |           |
| 0- 0              | 0- 0     | 0- 0      | NEUTRAL        | 0- 0       | 0- 0        | 0- 0          |      |      |       |           |

| RPI 1-25                  |   |                   |        | RPI 26-50 |   |                     |       | RPI 51-100 |   |                   |       | RPI 101+ Team's RPI: 169 |   |                   |        |
|---------------------------|---|-------------------|--------|-----------|---|---------------------|-------|------------|---|-------------------|-------|--------------------------|---|-------------------|--------|
| RPI                       | S | Opponent          | Score  | RPI       | S | Opponent            | Score | RPI        | S | Opponent          | Score | RPI                      | S | Opponent          | Score  |
| 14                        | A | Gonzaga           | 61 78  | 28        | H | BYU                 | 44 54 | 56         | A | Saint Mary's (CA) | 68 81 | 102                      | A | Pepperdine        | 48 74  |
| 14                        | H | Gonzaga           | 61 74  | 49        | A | Southern California | 46 77 | 56         | H | Saint Mary's (CA) | 59 83 | 102                      | H | Pepperdine        | 74 76  |
| 21                        | A | Oregon St.        | 31 82  |           |   |                     |       | 69         | H | Missouri St.      | 77 73 | 110                      | A | Loyola Marymount  | 83 75  |
|                           |   |                   |        |           |   |                     |       | 95         | A | Pacific           | 88 83 | 110                      | H | Loyola Marymount  | 60 69  |
|                           |   |                   |        |           |   |                     |       | 95         | H | Pacific           | 70 74 | 111                      | A | Fresno St.        | 53 80  |
|                           |   |                   |        |           |   |                     |       |            |   |                   |       | 150                      | H | CSUN              | 38 53  |
|                           |   |                   |        |           |   |                     |       |            |   |                   |       | 178                      | A | Portland          | 72 66  |
|                           |   |                   |        |           |   |                     |       |            |   |                   |       | 178                      | H | Portland          | 106 68 |
|                           |   |                   |        |           |   |                     |       |            |   |                   |       | 219                      | H | Nevada            | 56 48  |
|                           |   |                   |        |           |   |                     |       |            |   |                   |       | 226                      | H | San Diego St.     | 60 43  |
|                           |   |                   |        |           |   |                     |       |            |   |                   |       | 247                      | A | San Francisco     | 71 66  |
|                           |   |                   |        |           |   |                     |       |            |   |                   |       | 247                      | H | San Francisco     | 49 57  |
|                           |   |                   |        |           |   |                     |       |            |   |                   |       | 256                      | H | San Diego         | 49 57  |
|                           |   |                   |        |           |   |                     |       |            |   |                   |       | 266                      | A | Cal St. Fullerton | 64 60  |
|                           |   |                   |        |           |   |                     |       |            |   |                   |       | 309                      | A | San Jose St.      | 62 56  |
|                           |   |                   |        |           |   |                     |       |            |   |                   |       | 336                      | H | Grand Canyon      | 75 55  |
| LAST 12 Division I GAMES: |   |                   |        |           |   |                     |       |            |   |                   |       |                          |   |                   |        |
| 178                       | H | Portland          | 106 68 | 247       | H | San Francisco       | 49 57 |            |   |                   |       |                          |   |                   |        |
| 14                        | H | Gonzaga           | 61 74  | 14        | A | Gonzaga             | 61 78 |            |   |                   |       |                          |   |                   |        |
| 95                        | A | Pacific           | 88 83  | 178       | A | Portland            | 72 66 |            |   |                   |       |                          |   |                   |        |
| 56                        | A | Saint Mary's (CA) | 68 81  | 56        | H | Saint Mary's (CA)   | 59 83 |            |   |                   |       |                          |   |                   |        |
| 102                       | H | Pepperdine        | 74 76  | 95        | H | Pacific             | 70 74 |            |   |                   |       |                          |   |                   |        |
| 110                       | H | Loyola Marymount  | 60 69  | 110       | A | Loyola Marymount    | 83 75 |            |   |                   |       |                          |   |                   |        |

Non-Div I Games: Sonoma St. 98 38

Santa Clara

Loss, Non-Conf, S Site, H Home A Away N Neutral

|                   |          |           |                |            |             |               |      |      |       |           |
|-------------------|----------|-----------|----------------|------------|-------------|---------------|------|------|-------|-----------|
| Average RPI Win:  | 328      | WON-LOST  | WINNING        | LAST 10    | STRENGTH OF | OPP. STRENGTH | TEAM | ADJ. | CONF. | ADJ CONF. |
| Average RPI Loss: | 241      | RECORD    | PCT. RANK      | GAMES      | SCHEDULE    | OF SCHEDULE   | RPI  | RPI  | RPI   | RPI       |
| DIV. I ONLY       | 4- 17    | 321       | 0- 1           | 351        | 320         | 349           | 349  | 32   | 32    |           |
| DIV. I NON-CONF.  | 0- 7     | 336       | 0- 0           | 237        | 126         | 341           | 341  | 32   | 32    |           |
| TOTALS            | RPI 1-25 | RPI 26-50 | W-L RECORDS    | RPI 51-100 | RPI 101-150 | RPI 150+      |      |      |       |           |
| 4- 17             | 0- 1     | 0- 1      | OVERALL        | 0- 0       | 0- 0        | 4- 15         |      |      |       |           |
| 2- 8              | 0- 0     | 0- 0      | HOME           | 0- 0       | 0- 0        | 2- 8          |      |      |       |           |
| 2- 9              | 0- 1     | 0- 1      | AWAY           | 0- 0       | 0- 0        | 2- 7          |      |      |       |           |
| 0- 0              | 0- 0     | 0- 0      | NEUTRAL        | 0- 0       | 0- 0        | 0- 0          |      |      |       |           |
| 0- 7              | 0- 1     | 0- 1      | NON-CONFERENCE | 0- 0       | 0- 0        | 0- 5          |      |      |       |           |
| 0- 3              | 0- 0     | 0- 0      | HOME           | 0- 0       | 0- 0        | 0- 3          |      |      |       |           |
| 0- 4              | 0- 1     | 0- 1      | AWAY           | 0- 0       | 0- 0        | 0- 2          |      |      |       |           |
| 0- 0              | 0- 0     | 0- 0      | NEUTRAL        | 0- 0       | 0- 0        | 0- 0          |      |      |       |           |
| 4- 10             | 0- 0     | 0- 0      | CONFERENCE     | 0- 0       | 0- 0        | 4- 10         |      |      |       |           |
| 2- 5              | 0- 0     | 0- 0      | HOME           | 0- 0       | 0- 0        | 2- 5          |      |      |       |           |
| 2- 5              | 0- 0     | 0- 0      | AWAY           | 0- 0       | 0- 0        | 2- 5          |      |      |       |           |
| 0- 0              | 0- 0     | 0- 0      | NEUTRAL        | 0- 0       | 0- 0        | 0- 0          |      |      |       |           |

| RPI 1-25                  |   |                 |        | RPI 26-50 |   |                    |       | RPI 51-100 |   |          |       | RPI 101+ Team's RPI: 349 |   |                    |       |
|---------------------------|---|-----------------|--------|-----------|---|--------------------|-------|------------|---|----------|-------|--------------------------|---|--------------------|-------|
| RPI                       | S | Opponent        | Score  | RPI       | S | Opponent           | Score | RPI        | S | Opponent | Score | RPI                      | S | Opponent           | Score |
| 25                        | A | DePaul          | 61 124 | 29        | A | South Dakota St.   | 49 97 |            |   |          |       | 192                      | A | N.C. A&T           | 69 73 |
|                           |   |                 |        |           |   |                    |       |            |   |          |       | 193                      | A | UMES               | 46 78 |
|                           |   |                 |        |           |   |                    |       |            |   |          |       | 206                      | A | Ole Miss           | 51 74 |
|                           |   |                 |        |           |   |                    |       |            |   |          |       | 207                      | H | Bethune-Cookman    | 47 68 |
|                           |   |                 |        |           |   |                    |       |            |   |          |       | 228                      | H | Jacksonville       | 58 68 |
|                           |   |                 |        |           |   |                    |       |            |   |          |       | 242                      | H | Texas Southern     | 41 65 |
|                           |   |                 |        |           |   |                    |       |            |   |          |       | 245                      | A | Wichita St.        | 50 66 |
|                           |   |                 |        |           |   |                    |       |            |   |          |       | 264                      | H | Norfolk St.        | 42 78 |
|                           |   |                 |        |           |   |                    |       |            |   |          |       | 284                      | H | Ga. Southern       | 71 82 |
|                           |   |                 |        |           |   |                    |       |            |   |          |       | 301                      | H | South Carolina St. | 60 71 |
|                           |   |                 |        |           |   |                    |       |            |   |          |       | 307                      | A | Morgan St.         | 47 63 |
|                           |   |                 |        |           |   |                    |       |            |   |          |       | 307                      | H | Morgan St.         | 53 35 |
|                           |   |                 |        |           |   |                    |       |            |   |          |       | 328                      | A | Coppin St.         | 76 70 |
|                           |   |                 |        |           |   |                    |       |            |   |          |       | 328                      | H | Coppin St.         | 68 57 |
|                           |   |                 |        |           |   |                    |       |            |   |          |       | 338                      | A | N.C. Central       | 65 77 |
|                           |   |                 |        |           |   |                    |       |            |   |          |       | 338                      | H | N.C. Central       | 67 71 |
|                           |   |                 |        |           |   |                    |       |            |   |          |       | 343                      | A | Delaware St.       | 58 66 |
|                           |   |                 |        |           |   |                    |       |            |   |          |       | 347                      | A | Florida A&M        | 54 50 |
|                           |   |                 |        |           |   |                    |       |            |   |          |       | 347                      | H | Florida A&M        | 55 60 |
| LAST 12 Division I GAMES: |   |                 |        |           |   |                    |       |            |   |          |       |                          |   |                    |       |
| 192                       | A | N.C. A&T        | 69 73  | 193       | A | UMES               | 46 78 |            |   |          |       |                          |   |                    |       |
| 338                       | A | N.C. Central    | 65 77  | 343       | A | Delaware St.       | 58 66 |            |   |          |       |                          |   |                    |       |
| 207                       | H | Bethune-Cookman | 47 68  | 338       | H | N.C. Central       | 67 71 |            |   |          |       |                          |   |                    |       |
| 347                       | H | Florida A&M     | 55 60  | 301       | H | South Carolina St. | 60 71 |            |   |          |       |                          |   |                    |       |
| 307                       | H | Morgan St.      | 53 35  | 264       | H | Norfolk St.        | 42 78 |            |   |          |       |                          |   |                    |       |
| 328                       | H | Coppin St.      | 68 57  | 347       | A | Florida A&M        | 54 50 |            |   |          |       |                          |   |                    |       |

Non-Div I Games: Carver 101 49 Wesleyan (GA) 155 26

Savannah St.

|                   |          |           |                |            |             |               |      |      |       |           |
|-------------------|----------|-----------|----------------|------------|-------------|---------------|------|------|-------|-----------|
| Average RPI Win:  | 350      | WON-LOST  | WINNING        | LAST 10    | STRENGTH OF | OPP. STRENGTH | TEAM | ADJ. | CONF. | ADJ CONF. |
| Average RPI Loss: | 205      | RECORD    | PCT. RANK      | GAMES      | SCHEDULE    | OF SCHEDULE   | RPI  | RPI  | RPI   | RPI       |
| DIV. I ONLY       | 1- 25    | 350       | 0- 1           | 225        | 322         | 344           | 344  | 30   | 30    |           |
| DIV. I NON-CONF.  | 0- 13    | 336       | 0- 0           | 134        | 270         | 333           | 333  | 30   | 30    |           |
| TOTALS            | RPI 1-25 | RPI 26-50 | W-L RECORDS    | RPI 51-100 | RPI 101-150 | RPI 150+      |      |      |       |           |
| 1- 25             | 0- 0     | 0- 0      | OVERALL        | 0- 4       | 0- 4        | 1- 17         |      |      |       |           |
| 1- 11             | 0- 0     | 0- 0      | HOME           | 0- 0       | 0- 2        | 1- 9          |      |      |       |           |
| 0- 13             | 0- 0     | 0- 0      | AWAY           | 0- 3       | 0- 2        | 0- 8          |      |      |       |           |
| 0- 1              | 0- 0     | 0- 0      | NEUTRAL        | 0- 1       | 0- 0        | 0- 0          |      |      |       |           |
| 0- 13             | 0- 0     | 0- 0      | NON-CONFERENCE | 0- 4       | 0- 2        | 0- 7          |      |      |       |           |
| 0- 5              | 0- 0     | 0- 0      | HOME           | 0- 0       | 0- 1        | 0- 4          |      |      |       |           |
| 0- 7              | 0- 0     | 0- 0      | AWAY           | 0- 3       | 0- 1        | 0- 3          |      |      |       |           |
| 0- 1              | 0- 0     | 0- 0      | NEUTRAL        | 0- 1       | 0- 0        | 0- 0          |      |      |       |           |
| 1- 12             | 0- 0     | 0- 0      | CONFERENCE     | 0- 0       | 0- 2        | 1- 10         |      |      |       |           |
| 1- 6              | 0- 0     | 0- 0      | HOME           | 0- 0       | 0- 1        | 1- 5          |      |      |       |           |
| 0- 6              | 0- 0     | 0- 0      | AWAY           | 0- 0       | 0- 1        | 0- 5          |      |      |       |           |
| 0- 0              | 0- 0     | 0- 0      | NEUTRAL        | 0- 0       | 0- 0        | 0- 0          |      |      |       |           |

| RPI 1-25                  |   |          | RPI 26-50 |     |   | RPI 51-100         |        |     | RPI 101+ |          |       | Team's RPI: 344 |   |                    |        |
|---------------------------|---|----------|-----------|-----|---|--------------------|--------|-----|----------|----------|-------|-----------------|---|--------------------|--------|
| RPI                       | S | Opponent | Score     | RPI | S | Opponent           | Score  | RPI | S        | Opponent | Score | RPI             | S | Opponent           | Score  |
|                           |   |          |           |     |   |                    |        | 64  | A        | Utah     | 62 89 | 102             | H | Pepperdine         | 64 78  |
|                           |   |          |           |     |   |                    |        | 73  | N        | Arizona  | 54 84 | 125             | A | Portland St.       | 43 68  |
|                           |   |          |           |     |   |                    |        | 83  | A        | UC Davis | 59 76 | 145             | A | New Mexico St.     | 55 75  |
|                           |   |          |           |     |   |                    |        | 95  | A        | Pacific  | 61 75 | 145             | H | New Mexico St.     | 72 83  |
|                           |   |          |           |     |   |                    |        |     |          |          |       | 157             | H | Washington         | 58 69  |
|                           |   |          |           |     |   |                    |        |     |          |          |       | 177             | A | UC Irvine          | 60 65  |
|                           |   |          |           |     |   |                    |        |     |          |          |       | 219             | A | Nevada             | 54 67  |
|                           |   |          |           |     |   |                    |        |     |          |          |       | 225             | A | UTRGV              | 56 69  |
|                           |   |          |           |     |   |                    |        |     |          |          |       | 225             | H | UTRGV              | 70 74  |
|                           |   |          |           |     |   |                    |        |     |          |          |       | 233             | A | Hawaii             | 51 67  |
|                           |   |          |           |     |   |                    |        |     |          |          |       | 237             | A | UMKC               | 66 83  |
|                           |   |          |           |     |   |                    |        |     |          |          |       | 237             | H | UMKC               | 62 86  |
|                           |   |          |           |     |   |                    |        |     |          |          |       | 249             | H | Northern Ariz.     | 58 65  |
|                           |   |          |           |     |   |                    |        |     |          |          |       | 251             | A | California Baptist | 83 100 |
|                           |   |          |           |     |   |                    |        |     |          |          |       | 265             | H | CSU Bakersfield    | 60 70  |
|                           |   |          |           |     |   |                    |        |     |          |          |       | 266             | H | Cal St. Fullerton  | 54 57  |
|                           |   |          |           |     |   |                    |        |     |          |          |       | 274             | A | Utah Valley        | 56 63  |
|                           |   |          |           |     |   |                    |        |     |          |          |       | 274             | H | Utah Valley        | 55 58  |
|                           |   |          |           |     |   |                    |        |     |          |          |       | 313             | H | Cal Poly           | 50 60  |
|                           |   |          |           |     |   |                    |        |     |          |          |       | 336             | H | Grand Canyon       | 73 74  |
|                           |   |          |           |     |   |                    |        |     |          |          |       | 350             | A | Chicago St.        | 61 64  |
|                           |   |          |           |     |   |                    |        |     |          |          |       | 350             | H | Chicago St.        | 90 54  |
| LAST 12 Division I GAMES: |   |          |           |     |   |                    |        |     |          |          |       |                 |   |                    |        |
|                           |   |          |           | 350 | A | Chicago St.        | 61 64  |     |          |          |       | 237             | H | UMKC               | 62 86  |
|                           |   |          |           | 237 | A | UMKC               | 66 83  |     |          |          |       | 350             | H | Chicago St.        | 90 54  |
|                           |   |          |           | 145 | H | New Mexico St.     | 72 83  |     |          |          |       | 225             | A | UTRGV              | 56 69  |
|                           |   |          |           | 225 | H | UTRGV              | 70 74  |     |          |          |       | 145             | A | New Mexico St.     | 55 75  |
|                           |   |          |           | 274 | A | Utah Valley        | 56 63  |     |          |          |       | 274             | H | Utah Valley        | 55 58  |
|                           |   |          |           | 251 | A | California Baptist | 83 100 |     |          |          |       | 336             | H | Grand Canyon       | 73 74  |

Non-Div I Games:

Seattle U

|                   |          |           |                |            |             |               |      |      |       |           |
|-------------------|----------|-----------|----------------|------------|-------------|---------------|------|------|-------|-----------|
| Average RPI Win:  | 193      | WON-LOST  | WINNING        | LAST 10    | STRENGTH OF | OPP. STRENGTH | TEAM | ADJ. | CONF. | ADJ CONF. |
| Average RPI Loss: | 69       | RECORD    | PCT. RANK      | GAMES      | SCHEDULE    | OF SCHEDULE   | RPI  | RPI  | RPI   | RPI       |
| DIV. I ONLY       | 14- 14   | 170       | 0- 1           | 89         | 74          | 138           | 138  | 6    | 6     |           |
| DIV. I NON-CONF.  | 8- 3     | 72        | 0- 0           | 265        | 243         | 119           | 119  | 4    | 4     |           |
| TOTALS            | RPI 1-25 | RPI 26-50 | W-L RECORDS    | RPI 51-100 | RPI 101-150 | RPI 150+      |      |      |       |           |
| 14- 14            | 1- 4     | 0- 2      | OVERALL        | 3- 4       | 3- 2        | 7- 2          |      |      |       |           |
| 11- 4             | 0- 2     | 0- 0      | HOME           | 2- 1       | 3- 0        | 6- 1          |      |      |       |           |
| 2- 9              | 1- 2     | 0- 1      | AWAY           | 1- 3       | 0- 2        | 0- 1          |      |      |       |           |
| 1- 1              | 0- 0     | 0- 1      | NEUTRAL        | 0- 0       | 0- 0        | 1- 0          |      |      |       |           |
| 8- 3              | 0- 1     | 0- 2      | NON-CONFERENCE | 1- 0       | 0- 0        | 7- 0          |      |      |       |           |
| 6- 0              | 0- 0     | 0- 0      | HOME           | 0- 0       | 0- 0        | 6- 0          |      |      |       |           |
| 1- 2              | 0- 1     | 0- 1      | AWAY           | 1- 0       | 0- 0        | 0- 0          |      |      |       |           |
| 1- 1              | 0- 0     | 0- 1      | NEUTRAL        | 0- 0       | 0- 0        | 1- 0          |      |      |       |           |
| 6- 11             | 1- 3     | 0- 0      | CONFERENCE     | 2- 4       | 3- 2        | 0- 2          |      |      |       |           |
| 5- 4              | 0- 2     | 0- 0      | HOME           | 2- 1       | 3- 0        | 0- 1          |      |      |       |           |
| 1- 7              | 1- 1     | 0- 0      | AWAY           | 0- 3       | 0- 2        | 0- 1          |      |      |       |           |
| 0- 0              | 0- 0     | 0- 0      | NEUTRAL        | 0- 0       | 0- 0        | 0- 0          |      |      |       |           |

| RPI 1-25                  |   |            |        | RPI 26-50 |   |              |       | RPI 51-100 |   |            |       | RPI 101+ Team's RPI: 138 |   |                      |        |
|---------------------------|---|------------|--------|-----------|---|--------------|-------|------------|---|------------|-------|--------------------------|---|----------------------|--------|
| RPI                       | S | Opponent   | Score  | RPI       | S | Opponent     | Score | RPI        | S | Opponent   | Score | RPI                      | S | Opponent             | Score  |
| 6                         | A | UConn      | 61 99  | 33        | A | UCLA         | 62 78 | 52         | A | Villanova  | 68 73 | 104                      | H | St. John's (NY)      | 77 67  |
| 10                        | A | Marquette  | 60 96  | 40        | N | Georgia Tech | 73 84 | 52         | H | Villanova  | 66 70 | 105                      | A | Creighton            | 71 80  |
| 10                        | H | Marquette  | 63 109 |           |   |              |       | 54         | A | Butler     | 59 62 | 105                      | H | Creighton            | 82 75  |
| 25                        | A | DePaul     | 84 73  |           |   |              |       | 54         | H | Butler     | 83 62 | 112                      | A | Providence           | 75 82  |
| 25                        | H | DePaul     | 85 94  |           |   |              |       | 66         | A | Princeton  | 70 66 | 112                      | H | Providence           | 79 73  |
|                           |   |            |        |           |   |              |       | 93         | A | Georgetown | 43 51 | 185                      | A | Xavier               | 62 63  |
|                           |   |            |        |           |   |              |       | 93         | H | Georgetown | 76 63 | 185                      | H | Xavier               | 76 80  |
|                           |   |            |        |           |   |              |       |            |   |            |       | 262                      | H | St. Francis Brooklyn | 100 77 |
|                           |   |            |        |           |   |              |       |            |   |            |       | 297                      | H | Kennesaw St.         | 102 80 |
|                           |   |            |        |           |   |              |       |            |   |            |       | 303                      | N | UNC Greensboro       | 71 64  |
|                           |   |            |        |           |   |              |       |            |   |            |       | 305                      | H | UTSA                 | 84 53  |
|                           |   |            |        |           |   |              |       |            |   |            |       | 311                      | H | Wagner               | 95 40  |
|                           |   |            |        |           |   |              |       |            |   |            |       | 324                      | H | UMass Lowell         | 90 57  |
|                           |   |            |        |           |   |              |       |            |   |            |       | 340                      | H | Saint Peter's        | 90 47  |
| LAST 12 Division I GAMES: |   |            |        |           |   |              |       |            |   |            |       |                          |   |                      |        |
| 52                        | A | Villanova  | 68 73  | 54        | H | Butler       | 83 62 |            |   |            |       |                          |   |                      |        |
| 93                        | A | Georgetown | 43 51  | 185       | H | Xavier       | 76 80 |            |   |            |       |                          |   |                      |        |
| 10                        | H | Marquette  | 63 109 | 93        | H | Georgetown   | 76 63 |            |   |            |       |                          |   |                      |        |
| 25                        | H | DePaul     | 85 94  | 52        | H | Villanova    | 66 70 |            |   |            |       |                          |   |                      |        |
| 105                       | A | Creighton  | 71 80  | 25        | A | DePaul       | 84 73 |            |   |            |       |                          |   |                      |        |
| 112                       | A | Providence | 75 82  | 10        | A | Marquette    | 60 96 |            |   |            |       |                          |   |                      |        |

Non-Div I Games:

Seton Hall

■ Loss, 
■ Non-Conf, 
■ S Site, 
■ H Home 
■ A Away 
N Neutral

|                              |               |            |                |             |               |            |            |           |           |
|------------------------------|---------------|------------|----------------|-------------|---------------|------------|------------|-----------|-----------|
| Average RPI Win: <b>285</b>  | WON-LOST      | WINNING    | LAST 10        | STRENGTH OF | OPP. STRENGTH | TEAM       | ADJ.       | CONF.     | ADJ CONF. |
| Average RPI Loss: <b>187</b> | RECORD        | PCT. RANK  | GAMES          | SCHEDULE    | OF SCHEDULE   | RPI        | RPI        | RPI       | RPI       |
| DIV. I ONLY                  | <b>12- 15</b> | <b>205</b> | <b>1- 0</b>    | <b>296</b>  | <b>296</b>    | <b>270</b> | <b>270</b> | <b>26</b> | <b>26</b> |
| DIV. I NON-CONF.             | <b>4- 7</b>   | <b>228</b> | <b>1- 0</b>    | <b>212</b>  | <b>298</b>    | <b>270</b> | <b>270</b> | <b>27</b> | <b>27</b> |
| TOTALS                       | RPI 1-25      | RPI 26-50  | W-L RECORDS    | RPI 51-100  | RPI 101-150   | RPI 150+   |            |           |           |
| 12- 15                       | 0- 0          | 0- 0       | OVERALL        | 0- 4        | 0- 2          | 12- 9      |            |           |           |
| 6- 8                         | 0- 0          | 0- 0       | HOME           | 0- 2        | 0- 1          | 6- 5       |            |           |           |
| 5- 6                         | 0- 0          | 0- 0       | AWAY           | 0- 1        | 0- 1          | 5- 4       |            |           |           |
| 1- 1                         | 0- 0          | 0- 0       | NEUTRAL        | 0- 1        | 0- 0          | 1- 0       |            |           |           |
| 4- 7                         | 0- 0          | 0- 0       | NON-CONFERENCE | 0- 3        | 0- 0          | 4- 4       |            |           |           |
| 2- 4                         | 0- 0          | 0- 0       | HOME           | 0- 2        | 0- 0          | 2- 2       |            |           |           |
| 1- 2                         | 0- 0          | 0- 0       | AWAY           | 0- 0        | 0- 0          | 1- 2       |            |           |           |
| 1- 1                         | 0- 0          | 0- 0       | NEUTRAL        | 0- 1        | 0- 0          | 1- 0       |            |           |           |
| 8- 8                         | 0- 0          | 0- 0       | CONFERENCE     | 0- 1        | 0- 2          | 8- 5       |            |           |           |
| 4- 4                         | 0- 0          | 0- 0       | HOME           | 0- 0        | 0- 1          | 4- 3       |            |           |           |
| 4- 4                         | 0- 0          | 0- 0       | AWAY           | 0- 1        | 0- 1          | 4- 2       |            |           |           |
| 0- 0                         | 0- 0          | 0- 0       | NEUTRAL        | 0- 0        | 0- 0          | 0- 0       |            |           |           |

| RPI 1-25                  |   |          |       | RPI 26-50 |   |           |       | RPI 51-100 |   |            |       | RPI 101+ |   |                 |       | Team's RPI: 270 |  |
|---------------------------|---|----------|-------|-----------|---|-----------|-------|------------|---|------------|-------|----------|---|-----------------|-------|-----------------|--|
| RPI                       | S | Opponent | Score | RPI       | S | Opponent  | Score | RPI        | S | Opponent   | Score | RPI      | S | Opponent        | Score |                 |  |
|                           |   |          |       |           |   |           |       | 51         | A | Quinnipiac | 31 68 | 136      | A | Marist          | 59 88 |                 |  |
|                           |   |          |       |           |   |           |       | 65         | N | Drexel     | 39 51 | 136      | H | Marist          | 58 73 |                 |  |
|                           |   |          |       |           |   |           |       | 72         | H | Penn       | 51 58 | 179      | H | Rider           | 52 55 |                 |  |
|                           |   |          |       |           |   |           |       | 81         | H | Harvard    | 54 73 | 215      | A | Sacred Heart    | 50 72 |                 |  |
|                           |   |          |       |           |   |           |       |            |   |            |       | 221      | H | Hofstra         | 50 57 |                 |  |
|                           |   |          |       |           |   |           |       |            |   |            |       | 224      | A | Howard          | 86 81 |                 |  |
|                           |   |          |       |           |   |           |       |            |   |            |       | 227      | H | Massachusetts   | 64 59 |                 |  |
|                           |   |          |       |           |   |           |       |            |   |            |       | 232      | A | Monmouth        | 77 68 |                 |  |
|                           |   |          |       |           |   |           |       |            |   |            |       | 232      | H | Monmouth        | 54 56 |                 |  |
|                           |   |          |       |           |   |           |       |            |   |            |       | 241      | A | St. Bonaventure | 58 74 |                 |  |
|                           |   |          |       |           |   |           |       |            |   |            |       | 255      | H | Colgate         | 55 53 |                 |  |
|                           |   |          |       |           |   |           |       |            |   |            |       | 261      | H | Niagara         | 67 61 |                 |  |
|                           |   |          |       |           |   |           |       |            |   |            |       | 281      | A | Canisius        | 78 66 |                 |  |
|                           |   |          |       |           |   |           |       |            |   |            |       | 282      | A | Manhattan       | 48 52 |                 |  |
|                           |   |          |       |           |   |           |       |            |   |            |       | 282      | H | Manhattan       | 62 56 |                 |  |
|                           |   |          |       |           |   |           |       |            |   |            |       | 292      | A | Fairfield       | 55 59 |                 |  |
|                           |   |          |       |           |   |           |       |            |   |            |       | 292      | H | Fairfield       | 40 66 |                 |  |
|                           |   |          |       |           |   |           |       |            |   |            |       | 304      | H | Fla. Atlantic   | 66 70 |                 |  |
|                           |   |          |       |           |   |           |       |            |   |            |       | 311      | N | Wagner          | 74 71 |                 |  |
|                           |   |          |       |           |   |           |       |            |   |            |       | 331      | A | Iona            | 66 45 |                 |  |
|                           |   |          |       |           |   |           |       |            |   |            |       | 331      | H | Iona            | 59 47 |                 |  |
|                           |   |          |       |           |   |           |       |            |   |            |       | 340      | A | Saint Peter's   | 84 57 |                 |  |
|                           |   |          |       |           |   |           |       |            |   |            |       | 340      | H | Saint Peter's   | 50 46 |                 |  |
| LAST 12 Division I GAMES: |   |          |       |           |   |           |       |            |   |            |       |          |   |                 |       |                 |  |
|                           |   |          |       | 311       | N | Wagner    | 74 71 |            |   |            |       | 282      | A | Manhattan       | 48 52 |                 |  |
|                           |   |          |       | 281       | A | Canisius  | 78 66 |            |   |            |       | 136      | H | Marist          | 58 73 |                 |  |
|                           |   |          |       | 261       | H | Niagara   | 67 61 |            |   |            |       | 292      | A | Fairfield       | 55 59 |                 |  |
|                           |   |          |       | 292       | H | Fairfield | 40 66 |            |   |            |       | 340      | H | Saint Peter's   | 50 46 |                 |  |
|                           |   |          |       | 232       | H | Monmouth  | 54 56 |            |   |            |       | 51       | A | Quinnipiac      | 31 68 |                 |  |
|                           |   |          |       | 331       | A | Iona      | 66 45 |            |   |            |       | 232      | A | Monmouth        | 77 68 |                 |  |

Non-Div I Games:

Siena

South Alabama

Through Games Of Feb. 26, 2019

|                   |          |           |                |            |             |               |      |      |       |           |
|-------------------|----------|-----------|----------------|------------|-------------|---------------|------|------|-------|-----------|
| Average RPI Win:  | 219      | WON-LOST  | WINNING        | LAST 10    | STRENGTH OF | OPP. STRENGTH | TEAM | ADJ. | CONF. | ADJ CONF. |
| Average RPI Loss: | 121      | RECORD    | PCT. RANK      | GAMES      | SCHEDULE    | OF SCHEDULE   | RPI  | RPI  | RPI   | RPI       |
| DIV. I ONLY       | 17- 6    | 57        | 1- 0           | 231        | 143         | 101           | 101  | 12   | 12    |           |
| DIV. I NON-CONF.  | 9- 0     | 1         | 1- 0           | 291        | 248         | 51            | 51   | 14   | 14    |           |
| TOTALS            | RPI 1-25 | RPI 26-50 | W-L RECORDS    | RPI 51-100 | RPI 101-150 | RPI 150+      |      |      |       |           |
| 17- 6             | 0- 0     | 0- 0      | OVERALL        | 1- 3       | 4- 1        | 12- 2         |      |      |       |           |
| 8- 2              | 0- 0     | 0- 0      | HOME           | 1- 1       | 1- 0        | 6- 1          |      |      |       |           |
| 8- 4              | 0- 0     | 0- 0      | AWAY           | 0- 2       | 2- 1        | 6- 1          |      |      |       |           |
| 1- 0              | 0- 0     | 0- 0      | NEUTRAL        | 0- 0       | 1- 0        | 0- 0          |      |      |       |           |
| 9- 0              | 0- 0     | 0- 0      | NON-CONFERENCE | 0- 0       | 2- 0        | 7- 0          |      |      |       |           |
| 3- 0              | 0- 0     | 0- 0      | HOME           | 0- 0       | 0- 0        | 3- 0          |      |      |       |           |
| 5- 0              | 0- 0     | 0- 0      | AWAY           | 0- 0       | 1- 0        | 4- 0          |      |      |       |           |
| 1- 0              | 0- 0     | 0- 0      | NEUTRAL        | 0- 0       | 1- 0        | 0- 0          |      |      |       |           |
| 8- 6              | 0- 0     | 0- 0      | CONFERENCE     | 1- 3       | 2- 1        | 5- 2          |      |      |       |           |
| 5- 2              | 0- 0     | 0- 0      | HOME           | 1- 1       | 1- 0        | 3- 1          |      |      |       |           |
| 3- 4              | 0- 0     | 0- 0      | AWAY           | 0- 2       | 1- 1        | 2- 1          |      |      |       |           |
| 0- 0              | 0- 0     | 0- 0      | NEUTRAL        | 0- 0       | 0- 0        | 0- 0          |      |      |       |           |

| RPI 1-25                  |   |          | RPI 26-50 |     |   | RPI 51-100   |       |     | RPI 101+ |             |       | Team's RPI: 101 |   |                 |       |
|---------------------------|---|----------|-----------|-----|---|--------------|-------|-----|----------|-------------|-------|-----------------|---|-----------------|-------|
| RPI                       | S | Opponent | Score     | RPI | S | Opponent     | Score | RPI | S        | Opponent    | Score |                 |   |                 |       |
|                           |   |          |           |     |   |              |       | 68  | A        | Little Rock | 44 47 | 134             | A | Georgia St.     | 68 59 |
|                           |   |          |           |     |   |              |       | 68  | H        | Little Rock | 42 65 | 134             | H | Georgia St.     | 62 59 |
|                           |   |          |           |     |   |              |       | 96  | A        | Troy        | 58 66 | 142             | A | Appalachian St. | 63 71 |
|                           |   |          |           |     |   |              |       | 96  | H        | Troy        | 80 77 | 145             | N | New Mexico St.  | 68 67 |
|                           |   |          |           |     |   |              |       |     |          |             |       | 147             | A | Alabama         | 72 67 |
|                           |   |          |           |     |   |              |       |     |          |             |       | 163             | A | Coastal Caro.   | 88 78 |
|                           |   |          |           |     |   |              |       |     |          |             |       | 174             | A | Southern U.     | 53 49 |
|                           |   |          |           |     |   |              |       |     |          |             |       | 175             | A | Arkansas St.    | 58 69 |
|                           |   |          |           |     |   |              |       |     |          |             |       | 175             | H | Arkansas St.    | 64 77 |
|                           |   |          |           |     |   |              |       |     |          |             |       | 180             | H | Southern Miss.  | 77 68 |
|                           |   |          |           |     |   |              |       |     |          |             |       | 254             | H | ETSU            | 81 74 |
|                           |   |          |           |     |   |              |       |     |          |             |       | 257             | H | Alabama St.     | 77 65 |
|                           |   |          |           |     |   |              |       |     |          |             |       | 258             | H | Louisiana       | 83 60 |
|                           |   |          |           |     |   |              |       |     |          |             |       | 279             | A | Central Ark.    | 58 50 |
|                           |   |          |           |     |   |              |       |     |          |             |       | 284             | A | Ga. Southern    | 69 53 |
|                           |   |          |           |     |   |              |       |     |          |             |       | 284             | H | Ga. Southern    | 73 60 |
|                           |   |          |           |     |   |              |       |     |          |             |       | 298             | A | Tennessee St.   | 78 56 |
|                           |   |          |           |     |   |              |       |     |          |             |       | 315             | A | FIU             | 84 77 |
|                           |   |          |           |     |   |              |       |     |          |             |       | 316             | H | La.-Monroe      | 77 49 |
| LAST 12 Division I GAMES: |   |          |           |     |   |              |       |     |          |             |       |                 |   |                 |       |
|                           |   |          |           | 315 | A | FIU          | 84 77 |     |          |             |       | 96              | H | Troy            | 80 77 |
|                           |   |          |           | 96  | A | Troy         | 58 66 |     |          |             |       | 316             | H | La.-Monroe      | 77 49 |
|                           |   |          |           | 134 | H | Georgia St.  | 62 59 |     |          |             |       | 258             | H | Louisiana       | 83 60 |
|                           |   |          |           | 284 | H | Ga. Southern | 73 60 |     |          |             |       | 284             | A | Ga. Southern    | 69 53 |
|                           |   |          |           | 68  | A | Little Rock  | 44 47 |     |          |             |       | 134             | A | Georgia St.     | 68 59 |
|                           |   |          |           | 175 | A | Arkansas St. | 58 69 |     |          |             |       | 68              | H | Little Rock     | 42 65 |

Non-Div I Games: Faulkner 97 40 Spring Hill 75 57

South Alabama

Loss, Non-Conf, S Site, H Home A Away N Neutral

# South Carolina

Through Games Of Feb. 26, 2019

| Average RPI Win:  | 131      | WON-LOST  | WINNING        | LAST 10    | STRENGTH OF | OPP. STRENGTH | TEAM | ADJ. | CONF. | ADJ CONF. |
|-------------------|----------|-----------|----------------|------------|-------------|---------------|------|------|-------|-----------|
| Average RPI Loss: | 13       | RECORD    | PCT. RANK      | GAMES      | SCHEDULE    | OF SCHEDULE   | RPI  | RPI  | RPI   | RPI       |
| DIV. I ONLY       | 20- 7    | 50        | 0- 1           | 17         | 21          | 16            | 16   | 4    | 4     |           |
| DIV. I NON-CONF.  | 8- 5     | 119       | 0- 1           | 16         | 16          | 36            | 36   | 5    | 5     |           |
| TOTALS            | RPI 1-25 | RPI 26-50 | W-L RECORDS    | RPI 51-100 | RPI 101-150 | RPI 150+      |      |      |       |           |
| 20- 7             | 2- 7     | 3- 0      | OVERALL        | 4- 0       | 3- 0        | 8- 0          |      |      |       |           |
| 11- 3             | 0- 3     | 2- 0      | HOME           | 1- 0       | 3- 0        | 5- 0          |      |      |       |           |
| 8- 2              | 2- 2     | 1- 0      | AWAY           | 3- 0       | 0- 0        | 2- 0          |      |      |       |           |
| 1- 2              | 0- 2     | 0- 0      | NEUTRAL        | 0- 0       | 0- 0        | 1- 0          |      |      |       |           |
| 8- 5              | 0- 5     | 1- 0      | NON-CONFERENCE | 1- 0       | 2- 0        | 4- 0          |      |      |       |           |
| 5- 2              | 0- 2     | 1- 0      | HOME           | 0- 0       | 2- 0        | 2- 0          |      |      |       |           |
| 2- 1              | 0- 1     | 0- 0      | AWAY           | 1- 0       | 0- 0        | 1- 0          |      |      |       |           |
| 1- 2              | 0- 2     | 0- 0      | NEUTRAL        | 0- 0       | 0- 0        | 1- 0          |      |      |       |           |
| 12- 2             | 2- 2     | 2- 0      | CONFERENCE     | 3- 0       | 1- 0        | 4- 0          |      |      |       |           |
| 6- 1              | 0- 1     | 1- 0      | HOME           | 1- 0       | 1- 0        | 3- 0          |      |      |       |           |
| 6- 1              | 2- 1     | 1- 0      | AWAY           | 2- 0       | 0- 0        | 1- 0          |      |      |       |           |
| 0- 0              | 0- 0     | 0- 0      | NEUTRAL        | 0- 0       | 0- 0        | 0- 0          |      |      |       |           |

| RPI                       | S | Opponent        | Score | RPI | S | Opponent   | Score | RPI | S | Opponent | Score | RPI | S | Opponent        | Score  |
|---------------------------|---|-----------------|-------|-----|---|------------|-------|-----|---|----------|-------|-----|---|-----------------|--------|
| 2                         | H | Baylor          | 69 94 | 30  | H | Missouri   | 79 65 | 67  | A | LSU      | 76 53 | 122 | H | Dayton          | 65 55  |
| 6                         | A | UConn           | 79 97 | 41  | H | Clemson    | 69 57 | 74  | A | Purdue   | 82 73 | 142 | H | Appalachian St. | 80 50  |
| 9                         | A | Mississippi St. | 74 89 | 44  | A | Tennessee  | 82 67 | 88  | A | Arkansas | 87 79 | 147 | H | Alabama         | 62 59  |
| 13                        | H | Maryland        | 61 85 |     |   |            |       | 97  | H | Georgia  | 65 57 | 161 | H | Temple          | 88 60  |
| 17                        | A | Kentucky        | 74 70 |     |   |            |       |     |   |          |       | 195 | H | Vanderbilt      | 80 69  |
| 17                        | H | Kentucky        | 57 65 |     |   |            |       |     |   |          |       | 206 | H | Ole Miss        | 76 42  |
| 21                        | N | Oregon St.      | 68 70 |     |   |            |       |     |   |          |       | 216 | H | Furman          | 66 53  |
| 22                        | A | Texas A&M       | 60 57 |     |   |            |       |     |   |          |       | 220 | A | Florida         | 96 77  |
| 24                        | N | Drake           | 85 90 |     |   |            |       |     |   |          |       | 220 | H | Florida         | 71 40  |
|                           |   |                 |       |     |   |            |       |     |   |          |       | 254 | N | ETSU            | 101 55 |
|                           |   |                 |       |     |   |            |       |     |   |          |       | 257 | A | Alabama St.     | 94 38  |
| LAST 12 Division I GAMES: |   |                 |       |     |   |            |       |     |   |          |       |     |   |                 |        |
| 24                        | N | Drake           | 85 90 | 6   | A | UConn      | 79 97 |     |   |          |       |     |   |                 |        |
| 21                        | N | Oregon St.      | 68 70 | 206 | H | Ole Miss   | 76 42 |     |   |          |       |     |   |                 |        |
| 44                        | A | Tennessee       | 82 67 | 88  | A | Arkansas   | 87 79 |     |   |          |       |     |   |                 |        |
| 17                        | H | Kentucky        | 57 65 | 17  | A | Kentucky   | 74 70 |     |   |          |       |     |   |                 |        |
| 220                       | A | Florida         | 96 77 | 195 | H | Vanderbilt | 80 69 |     |   |          |       |     |   |                 |        |
| 97                        | H | Georgia         | 65 57 | 30  | H | Missouri   | 79 65 |     |   |          |       |     |   |                 |        |

Non-Div I Games:

South Carolina

Loss, Non-Conf, S Site, H Home A Away N Neutral



|                   |          |           |                |            |             |               |      |      |       |           |
|-------------------|----------|-----------|----------------|------------|-------------|---------------|------|------|-------|-----------|
| Average RPI Win:  | 313      | WON-LOST  | WINNING        | LAST 10    | STRENGTH OF | OPP. STRENGTH | TEAM | ADJ. | CONF. | ADJ CONF. |
| Average RPI Loss: | 207      | RECORD    | PCT. RANK      | GAMES      | SCHEDULE    | OF SCHEDULE   | RPI  | RPI  | RPI   | RPI       |
| DIV. I ONLY       | 12- 14   | 195       | 1- 0           | 349        | 328         | 301           | 301  | 32   | 32    |           |
| DIV. I NON-CONF.  | 5- 7     | 206       | 1- 0           | 330        | 274         | 288           | 288  | 32   | 32    |           |
| TOTALS            | RPI 1-25 | RPI 26-50 | W-L RECORDS    | RPI 51-100 | RPI 101-150 | RPI 150+      |      |      |       |           |
| 12- 14            | 0- 0     | 0- 0      | OVERALL        | 0- 2       | 0- 1        | 12- 11        |      |      |       |           |
| 6- 5              | 0- 0     | 0- 0      | HOME           | 0- 0       | 0- 0        | 6- 5          |      |      |       |           |
| 6- 7              | 0- 0     | 0- 0      | AWAY           | 0- 2       | 0- 0        | 6- 5          |      |      |       |           |
| 0- 2              | 0- 0     | 0- 0      | NEUTRAL        | 0- 0       | 0- 1        | 0- 1          |      |      |       |           |
| 5- 7              | 0- 0     | 0- 0      | NON-CONFERENCE | 0- 2       | 0- 1        | 5- 4          |      |      |       |           |
| 3- 1              | 0- 0     | 0- 0      | HOME           | 0- 0       | 0- 0        | 3- 1          |      |      |       |           |
| 2- 4              | 0- 0     | 0- 0      | AWAY           | 0- 2       | 0- 0        | 2- 2          |      |      |       |           |
| 0- 2              | 0- 0     | 0- 0      | NEUTRAL        | 0- 0       | 0- 1        | 0- 1          |      |      |       |           |
| 7- 7              | 0- 0     | 0- 0      | CONFERENCE     | 0- 0       | 0- 0        | 7- 7          |      |      |       |           |
| 3- 4              | 0- 0     | 0- 0      | HOME           | 0- 0       | 0- 0        | 3- 4          |      |      |       |           |
| 4- 3              | 0- 0     | 0- 0      | AWAY           | 0- 0       | 0- 0        | 4- 3          |      |      |       |           |
| 0- 0              | 0- 0     | 0- 0      | NEUTRAL        | 0- 0       | 0- 0        | 0- 0          |      |      |       |           |

| RPI 1-25                  |   |                 | RPI 26-50 |     |   | RPI 51-100   |       |                          | RPI 101+ |          |       | Team's RPI: 301 |
|---------------------------|---|-----------------|-----------|-----|---|--------------|-------|--------------------------|----------|----------|-------|-----------------|
| RPI                       | S | Opponent        | Score     | RPI | S | Opponent     | Score | RPI                      | S        | Opponent | Score |                 |
|                           |   |                 |           |     |   | 73 A Arizona | 32 73 | 128 N Wake Forest        |          | 44 58    |       |                 |
|                           |   |                 |           |     |   | 76 A Radford | 31 61 | 163 A Coastal Caro.      |          | 44 57    |       |                 |
|                           |   |                 |           |     |   |              |       | 192 A N.C. A&T           |          | 52 59    |       |                 |
|                           |   |                 |           |     |   |              |       | 192 H N.C. A&T           |          | 44 58    |       |                 |
|                           |   |                 |           |     |   |              |       | 193 A UMES               |          | 43 63    |       |                 |
|                           |   |                 |           |     |   |              |       | 199 H UNLV               |          | 58 49    |       |                 |
|                           |   |                 |           |     |   |              |       | 207 H Bethune-Cookman    |          | 64 69    |       |                 |
|                           |   |                 |           |     |   |              |       | 223 N East Carolina      |          | 63 71    |       |                 |
|                           |   |                 |           |     |   |              |       | 224 H Howard             |          | 72 63    |       |                 |
|                           |   |                 |           |     |   |              |       | 264 H Norfolk St.        |          | 50 57    |       |                 |
|                           |   |                 |           |     |   |              |       | 287 A Col. of Charleston |          | 51 75    |       |                 |
|                           |   |                 |           |     |   |              |       | 289 H Winthrop           |          | 50 58    |       |                 |
|                           |   |                 |           |     |   |              |       | 293 H Charleston So.     |          | 67 58    |       |                 |
|                           |   |                 |           |     |   |              |       | 307 A Morgan St.         |          | 51 62    |       |                 |
|                           |   |                 |           |     |   |              |       | 307 H Morgan St.         |          | 61 63    |       |                 |
|                           |   |                 |           |     |   |              |       | 328 A Coppin St.         |          | 75 59    |       |                 |
|                           |   |                 |           |     |   |              |       | 328 H Coppin St.         |          | 60 55    |       |                 |
|                           |   |                 |           |     |   |              |       | 330 A Presbyterian       |          | 57 48    |       |                 |
|                           |   |                 |           |     |   |              |       | 338 A N.C. Central       |          | 72 60    |       |                 |
|                           |   |                 |           |     |   |              |       | 339 A Western Caro.      |          | 54 39    |       |                 |
|                           |   |                 |           |     |   |              |       | 342 H USC Upstate        |          | 71 66    |       |                 |
|                           |   |                 |           |     |   |              |       | 343 A Delaware St.       |          | 63 60    |       |                 |
|                           |   |                 |           |     |   |              |       | 347 H Florida A&M        |          | 61 48    |       |                 |
|                           |   |                 |           |     |   |              |       | 349 A Savannah St.       |          | 71 60    |       |                 |
| LAST 12 Division I GAMES: |   |                 |           |     |   |              |       |                          |          |          |       |                 |
| 199                       | H | UNLV            | 58 49     | 307 | H | Morgan St.   | 61 63 |                          |          |          |       |                 |
| 338                       | A | N.C. Central    | 72 60     | 343 | A | Delaware St. | 63 60 |                          |          |          |       |                 |
| 192                       | A | N.C. A&T        | 52 59     | 193 | A | UMES         | 43 63 |                          |          |          |       |                 |
| 347                       | H | Florida A&M     | 61 48     | 349 | A | Savannah St. | 71 60 |                          |          |          |       |                 |
| 207                       | H | Bethune-Cookman | 64 69     | 264 | H | Norfolk St.  | 50 57 |                          |          |          |       |                 |
| 328                       | H | Coppin St.      | 60 55     | 224 | H | Howard       | 72 63 |                          |          |          |       |                 |

Non-Div I Games: Voorhees 88 61 UNKNOWN 67 51

|                   |          |           |                |            |             |               |      |      |       |           |
|-------------------|----------|-----------|----------------|------------|-------------|---------------|------|------|-------|-----------|
| Average RPI Win:  | 191      | WON-LOST  | WINNING        | LAST 10    | STRENGTH OF | OPP. STRENGTH | TEAM | ADJ. | CONF. | ADJ CONF. |
| Average RPI Loss: | 67       | RECORD    | PCT. RANK      | GAMES      | SCHEDULE    | OF SCHEDULE   | RPI  | RPI  | RPI   | RPI       |
| DIV. I ONLY       | 22- 4    | 13        | 0- 1           | 154        | 124         | 34            | 34   | 19   | 19    |           |
| DIV. I NON-CONF.  | 10- 2    | 37        | 0- 0           | 58         | 17          | 15            | 15   | 19   | 19    |           |
| TOTALS            | RPI 1-25 | RPI 26-50 | W-L RECORDS    | RPI 51-100 | RPI 101-150 | RPI 150+      |      |      |       |           |
| 22- 4             | 1- 1     | 2- 1      | OVERALL        | 2- 1       | 2- 0        | 15- 1         |      |      |       |           |
| 9- 0              | 1- 0     | 1- 0      | HOME           | 1- 0       | 0- 0        | 6- 0          |      |      |       |           |
| 10- 3             | 0- 1     | 1- 1      | AWAY           | 1- 0       | 1- 0        | 7- 1          |      |      |       |           |
| 3- 1              | 0- 0     | 0- 0      | NEUTRAL        | 0- 1       | 1- 0        | 2- 0          |      |      |       |           |
| 10- 2             | 1- 1     | 1- 0      | NON-CONFERENCE | 2- 1       | 2- 0        | 4- 0          |      |      |       |           |
| 3- 0              | 1- 0     | 0- 0      | HOME           | 1- 0       | 0- 0        | 1- 0          |      |      |       |           |
| 4- 1              | 0- 1     | 1- 0      | AWAY           | 1- 0       | 1- 0        | 1- 0          |      |      |       |           |
| 3- 1              | 0- 0     | 0- 0      | NEUTRAL        | 0- 1       | 1- 0        | 2- 0          |      |      |       |           |
| 12- 2             | 0- 0     | 1- 1      | CONFERENCE     | 0- 0       | 0- 0        | 11- 1         |      |      |       |           |
| 6- 0              | 0- 0     | 1- 0      | HOME           | 0- 0       | 0- 0        | 5- 0          |      |      |       |           |
| 6- 2              | 0- 0     | 0- 1      | AWAY           | 0- 0       | 0- 0        | 6- 1          |      |      |       |           |
| 0- 0              | 0- 0     | 0- 0      | NEUTRAL        | 0- 0       | 0- 0        | 0- 0          |      |      |       |           |

| RPI 1-25                  |   |          |       | RPI 26-50 |   |                   |        | Team's RPI: 34 |     | RPI 51-100 |                   |        |     | RPI 101+ |                   |        |  |
|---------------------------|---|----------|-------|-----------|---|-------------------|--------|----------------|-----|------------|-------------------|--------|-----|----------|-------------------|--------|--|
| RPI                       | S | Opponent | Score | RPI       | S | Opponent          | Score  |                | RPI | S          | Opponent          | Score  | RPI | S        | Opponent          | Score  |  |
| 11                        | H | Iowa St. | 64 59 | 29        | A | South Dakota St.  | 78 82  |                | 55  | N          | Indiana           | 60 68  | 105 | A        | Creighton         | 77 65  |  |
| 24                        | A | Drake    | 64 76 | 29        | H | South Dakota St.  | 105 98 |                | 69  | A          | Missouri St.      | 85 74  | 110 | N        | Loyola Marymount  | 67 40  |  |
|                           |   |          |       | 30        | A | Missouri          | 74 61  |                | 75  | H          | Green Bay         | 55 49  | 159 | A        | Denver            | 99 104 |  |
|                           |   |          |       |           |   |                   |        |                |     |            |                   |        | 159 | H        | Denver            | 73 58  |  |
|                           |   |          |       |           |   |                   |        |                |     |            |                   |        | 167 | A        | Oral Roberts      | 76 72  |  |
|                           |   |          |       |           |   |                   |        |                |     |            |                   |        | 167 | H        | Oral Roberts      | 75 64  |  |
|                           |   |          |       |           |   |                   |        |                |     |            |                   |        | 171 | A        | Montana           | 64 41  |  |
|                           |   |          |       |           |   |                   |        |                |     |            |                   |        | 205 | N        | Grambling         | 67 53  |  |
|                           |   |          |       |           |   |                   |        |                |     |            |                   |        | 235 | A        | Western Ill.      | 83 61  |  |
|                           |   |          |       |           |   |                   |        |                |     |            |                   |        | 235 | H        | Western Ill.      | 92 49  |  |
|                           |   |          |       |           |   |                   |        |                |     |            |                   |        | 245 | N        | Wichita St.       | 73 64  |  |
|                           |   |          |       |           |   |                   |        |                |     |            |                   |        | 252 | A        | North Dakota      | 80 50  |  |
|                           |   |          |       |           |   |                   |        |                |     |            |                   |        | 302 | H        | Incarinate Word   | 96 43  |  |
|                           |   |          |       |           |   |                   |        |                |     |            |                   |        | 318 | A        | North Dakota St.  | 67 41  |  |
|                           |   |          |       |           |   |                   |        |                |     |            |                   |        | 321 | A        | Omaha             | 80 49  |  |
|                           |   |          |       |           |   |                   |        |                |     |            |                   |        | 321 | H        | Omaha             | 78 33  |  |
|                           |   |          |       |           |   |                   |        |                |     |            |                   |        | 334 | A        | Purdue Fort Wayne | 71 49  |  |
|                           |   |          |       |           |   |                   |        |                |     |            |                   |        | 334 | H        | Purdue Fort Wayne | 69 51  |  |
| LAST 12 Division I GAMES: |   |          |       |           |   |                   |        |                |     |            |                   |        |     |          |                   |        |  |
|                           |   |          |       | 29        | A | South Dakota St.  | 78 82  |                | 235 | H          | Western Ill.      | 92 49  |     |          |                   |        |  |
|                           |   |          |       | 159       | H | Denver            | 73 58  |                | 252 | A          | North Dakota      | 80 50  |     |          |                   |        |  |
|                           |   |          |       | 235       | A | Western Ill.      | 83 61  |                | 321 | A          | Omaha             | 80 49  |     |          |                   |        |  |
|                           |   |          |       | 167       | H | Oral Roberts      | 75 64  |                | 167 | A          | Oral Roberts      | 76 72  |     |          |                   |        |  |
|                           |   |          |       | 321       | H | Omaha             | 78 33  |                | 334 | H          | Purdue Fort Wayne | 69 51  |     |          |                   |        |  |
|                           |   |          |       | 334       | A | Purdue Fort Wayne | 71 49  |                | 29  | H          | South Dakota St.  | 105 98 |     |          |                   |        |  |

Non-Div I Games: St. Mary (NE) 112 52 Bellevue 79 40

South Dakota

Loss, Non-Conf, S Site, H Home A Away N Neutral

|                   |          |           |                |            |             |               |      |      |       |           |
|-------------------|----------|-----------|----------------|------------|-------------|---------------|------|------|-------|-----------|
| Average RPI Win:  | 196      | WON-LOST  | WINNING        | LAST 10    | STRENGTH OF | OPP. STRENGTH | TEAM | ADJ. | CONF. | ADJ CONF. |
| Average RPI Loss: | 23       | RECORD    | PCT. RANK      | GAMES      | SCHEDULE    | OF SCHEDULE   | RPI  | RPI  | RPI   | RPI       |
| DIV. I ONLY       | 22- 6    | 31        | 1- 0           | 67         | 134         | 29            | 29   | 19   | 19    |           |
| DIV. I NON-CONF.  | 8- 5     | 119       | 0- 0           | 5          | 14          | 19            | 19   | 19   | 19    |           |
| TOTALS            | RPI 1-25 | RPI 26-50 | W-L RECORDS    | RPI 51-100 | RPI 101-150 | RPI 150+      |      |      |       |           |
| 22- 6             | 2- 3     | 1- 3      | OVERALL        | 2- 0       | 2- 0        | 15- 0         |      |      |       |           |
| 12- 1             | 1- 1     | 1- 0      | HOME           | 2- 0       | 1- 0        | 7- 0          |      |      |       |           |
| 10- 3             | 1- 1     | 0- 2      | AWAY           | 0- 0       | 1- 0        | 8- 0          |      |      |       |           |
| 0- 2              | 0- 1     | 0- 1      | NEUTRAL        | 0- 0       | 0- 0        | 0- 0          |      |      |       |           |
| 8- 5              | 2- 3     | 0- 2      | NON-CONFERENCE | 2- 0       | 2- 0        | 2- 0          |      |      |       |           |
| 5- 1              | 1- 1     | 0- 0      | HOME           | 2- 0       | 1- 0        | 1- 0          |      |      |       |           |
| 3- 2              | 1- 1     | 0- 1      | AWAY           | 0- 0       | 1- 0        | 1- 0          |      |      |       |           |
| 0- 2              | 0- 1     | 0- 1      | NEUTRAL        | 0- 0       | 0- 0        | 0- 0          |      |      |       |           |
| 14- 1             | 0- 0     | 1- 1      | CONFERENCE     | 0- 0       | 0- 0        | 13- 0         |      |      |       |           |
| 7- 0              | 0- 0     | 1- 0      | HOME           | 0- 0       | 0- 0        | 6- 0          |      |      |       |           |
| 7- 1              | 0- 0     | 0- 1      | AWAY           | 0- 0       | 0- 0        | 7- 0          |      |      |       |           |
| 0- 0              | 0- 0     | 0- 0      | NEUTRAL        | 0- 0       | 0- 0        | 0- 0          |      |      |       |           |

| RPI 1-25                  |   |               |       | RPI 26-50 |   |                   |        | Team's RPI: 29 | RPI 51-100 |   |                  |       | RPI 101+ |   |                   |       |
|---------------------------|---|---------------|-------|-----------|---|-------------------|--------|----------------|------------|---|------------------|-------|----------|---|-------------------|-------|
| RPI                       | S | Opponent      | Score | RPI       | S | Opponent          | Score  |                | RPI        | S | Opponent         | Score | RPI      | S | Opponent          | Score |
| 2                         | N | Baylor        | 66 72 | 34        | A | South Dakota      | 98 105 |                | 70         | H | FGCU             | 80 62 | 105      | H | Creighton         | 74 48 |
| 5                         | H | Oregon        | 79 87 | 34        | H | South Dakota      | 82 78  |                | 75         | H | Green Bay        | 77 47 | 135      | A | Montana St.       | 88 67 |
| 10                        | A | Marquette     | 52 91 | 43        | N | Buffalo           | 55 61  |                |            |   |                  |       | 159      | A | Denver            | 83 67 |
| 23                        | A | Central Mich. | 80 71 | 45        | A | Wyoming           | 70 77  |                |            |   |                  |       | 159      | H | Denver            | 76 59 |
| 24                        | H | Drake         | 80 71 |           |   |                   |        |                |            |   |                  |       | 162      | A | Chattanooga       | 71 54 |
|                           |   |               |       |           |   |                   |        |                |            |   |                  |       | 167      | A | Oral Roberts      | 74 65 |
|                           |   |               |       |           |   |                   |        |                |            |   |                  |       | 167      | H | Oral Roberts      | 68 55 |
|                           |   |               |       |           |   |                   |        |                |            |   |                  |       | 235      | A | Western Ill.      | 93 84 |
|                           |   |               |       |           |   |                   |        |                |            |   |                  |       | 252      | A | North Dakota      | 66 48 |
|                           |   |               |       |           |   |                   |        |                |            |   |                  |       | 252      | H | North Dakota      | 81 58 |
|                           |   |               |       |           |   |                   |        |                |            |   |                  |       | 318      | A | North Dakota St.  | 88 48 |
|                           |   |               |       |           |   |                   |        |                |            |   |                  |       | 318      | H | North Dakota St.  | 86 33 |
|                           |   |               |       |           |   |                   |        |                |            |   |                  |       | 321      | A | Omaha             | 82 38 |
|                           |   |               |       |           |   |                   |        |                |            |   |                  |       | 321      | H | Omaha             | 81 47 |
|                           |   |               |       |           |   |                   |        |                |            |   |                  |       | 334      | A | Purdue Fort Wayne | 85 52 |
|                           |   |               |       |           |   |                   |        |                |            |   |                  |       | 334      | H | Purdue Fort Wayne | 92 68 |
|                           |   |               |       |           |   |                   |        |                |            |   |                  |       | 349      | H | Savannah St.      | 97 49 |
| LAST 12 Division I GAMES: |   |               |       |           |   |                   |        |                |            |   |                  |       |          |   |                   |       |
|                           |   |               |       | 34        | H | South Dakota      | 82 78  |                | 159        | A | Denver           | 83 67 |          |   |                   |       |
|                           |   |               |       | 334       | H | Purdue Fort Wayne | 92 68  |                | 321        | H | Omaha            | 81 47 |          |   |                   |       |
|                           |   |               |       | 318       | A | North Dakota St.  | 88 48  |                | 318        | H | North Dakota St. | 86 33 |          |   |                   |       |
|                           |   |               |       | 321       | A | Omaha             | 82 38  |                | 252        | A | North Dakota     | 66 48 |          |   |                   |       |
|                           |   |               |       | 252       | H | North Dakota      | 81 58  |                | 167        | H | Oral Roberts     | 68 55 |          |   |                   |       |
|                           |   |               |       | 167       | A | Oral Roberts      | 74 65  |                | 159        | H | Denver           | 76 59 |          |   |                   |       |

Non-Div I Games:

South Dakota St.

■ Loss, 
■ Non-Conf, S Site, 
■ Home 
■ Away 
N Neutral

|                   |          |           |                |            |             |               |      |      |       |           |
|-------------------|----------|-----------|----------------|------------|-------------|---------------|------|------|-------|-----------|
| Average RPI Win:  | 187      | WON-LOST  | WINNING        | LAST 10    | STRENGTH OF | OPP. STRENGTH | TEAM | ADJ. | CONF. | ADJ CONF. |
| Average RPI Loss: | 79       | RECORD    | PCT. RANK      | GAMES      | SCHEDULE    | OF SCHEDULE   | RPI  | RPI  | RPI   | RPI       |
| DIV. I ONLY       | 15- 12   | 145       | 1- 0           | 111        | 71          | 133           | 133  | 9    | 9     |           |
| DIV. I NON-CONF.  | 9- 5     | 104       | 0- 0           | 186        | 19          | 123           | 123  | 8    | 8     |           |
| TOTALS            | RPI 1-25 | RPI 26-50 | W-L RECORDS    | RPI 51-100 | RPI 101-150 | RPI 150+      |      |      |       |           |
| 15- 12            | 0- 4     | 1- 1      | OVERALL        | 1- 4       | 1- 1        | 12- 2         |      |      |       |           |
| 10- 4             | 0- 1     | 0- 0      | HOME           | 0- 2       | 1- 0        | 9- 1          |      |      |       |           |
| 4- 4              | 0- 2     | 0- 0      | AWAY           | 1- 1       | 0- 0        | 3- 1          |      |      |       |           |
| 1- 4              | 0- 1     | 1- 1      | NEUTRAL        | 0- 1       | 0- 1        | 0- 0          |      |      |       |           |
| 9- 5              | 0- 1     | 1- 1      | NON-CONFERENCE | 1- 2       | 1- 1        | 6- 0          |      |      |       |           |
| 7- 0              | 0- 0     | 0- 0      | HOME           | 0- 0       | 1- 0        | 6- 0          |      |      |       |           |
| 1- 1              | 0- 0     | 0- 0      | AWAY           | 1- 1       | 0- 0        | 0- 0          |      |      |       |           |
| 1- 4              | 0- 1     | 1- 1      | NEUTRAL        | 0- 1       | 0- 1        | 0- 0          |      |      |       |           |
| 6- 7              | 0- 3     | 0- 0      | CONFERENCE     | 0- 2       | 0- 0        | 6- 2          |      |      |       |           |
| 3- 4              | 0- 1     | 0- 0      | HOME           | 0- 2       | 0- 0        | 3- 1          |      |      |       |           |
| 3- 3              | 0- 2     | 0- 0      | AWAY           | 0- 0       | 0- 0        | 3- 1          |      |      |       |           |
| 0- 0              | 0- 0     | 0- 0      | NEUTRAL        | 0- 0       | 0- 0        | 0- 0          |      |      |       |           |

| RPI                       | S | Opponent      | Score | RPI | S | Opponent       | Score | RPI | S | Opponent   | Score | RPI | S | Opponent          | Score  | Team's RPI: 133 |
|---------------------------|---|---------------|-------|-----|---|----------------|-------|-----|---|------------|-------|-----|---|-------------------|--------|-----------------|
| 6                         | A | UConn         | 46 63 | 31  | N | North Carolina | 69 71 | 67  | A | LSU        | 49 78 | 105 | N | Creighton         | 76 83  |                 |
| 15                        | A | UCF           | 63 66 | 33  | N | UCLA           | 60 56 | 77  | A | Ohio St.   | 71 47 | 129 | H | Oklahoma          | 87 70  |                 |
| 15                        | H | UCF           | 49 62 |     |   |                |       | 82  | H | Cincinnati | 56 57 | 158 | H | Tulsa             | 59 48  |                 |
| 17                        | N | Kentucky      | 63 85 |     |   |                |       | 91  | H | Houston    | 52 54 | 161 | A | Temple            | 63 53  |                 |
|                           |   |               |       |     |   |                |       | 98  | N | Virginia   | 67 74 | 166 | A | Tulane            | 50 45  |                 |
|                           |   |               |       |     |   |                |       |     |   |            |       | 166 | H | Tulane            | 73 46  |                 |
|                           |   |               |       |     |   |                |       |     |   |            |       | 191 | H | George Washington | 63 30  |                 |
|                           |   |               |       |     |   |                |       |     |   |            |       | 205 | H | Grambling         | 67 50  |                 |
|                           |   |               |       |     |   |                |       |     |   |            |       | 207 | H | Bethune-Cookman   | 88 39  |                 |
|                           |   |               |       |     |   |                |       |     |   |            |       | 210 | H | Memphis           | 40 47  |                 |
|                           |   |               |       |     |   |                |       |     |   |            |       | 211 | A | SMU               | 44 46  |                 |
|                           |   |               |       |     |   |                |       |     |   |            |       | 223 | A | East Carolina     | 63 50  |                 |
|                           |   |               |       |     |   |                |       |     |   |            |       | 245 | H | Wichita St.       | 55 46  |                 |
|                           |   |               |       |     |   |                |       |     |   |            |       | 250 | H | Albany (NY)       | 74 37  |                 |
|                           |   |               |       |     |   |                |       |     |   |            |       | 280 | H | Vermont           | 102 55 |                 |
|                           |   |               |       |     |   |                |       |     |   |            |       | 308 | H | New Hampshire     | 79 36  |                 |
| LAST 12 Division I GAMES: |   |               |       |     |   |                |       |     |   |            |       |     |   |                   |        |                 |
| 245                       | H | Wichita St.   | 55 46 | 82  | H | Cincinnati     | 56 57 |     |   |            |       |     |   |                   |        |                 |
| 223                       | A | East Carolina | 63 50 | 211 | A | SMU            | 44 46 |     |   |            |       |     |   |                   |        |                 |
| 158                       | H | Tulsa         | 59 48 | 210 | H | Memphis        | 40 47 |     |   |            |       |     |   |                   |        |                 |
| 91                        | H | Houston       | 52 54 | 166 | H | Tulane         | 73 46 |     |   |            |       |     |   |                   |        |                 |
| 166                       | A | Tulane        | 50 45 | 6   | A | UConn          | 46 63 |     |   |            |       |     |   |                   |        |                 |
| 15                        | A | UCF           | 63 66 | 15  | H | UCF            | 49 62 |     |   |            |       |     |   |                   |        |                 |

Non-Div I Games:

South Fla.

|                   |          |           |                |            |             |               |      |      |       |           |
|-------------------|----------|-----------|----------------|------------|-------------|---------------|------|------|-------|-----------|
| Average RPI Win:  | 270      | WON-LOST  | WINNING        | LAST 10    | STRENGTH OF | OPP. STRENGTH | TEAM | ADJ. | CONF. | ADJ CONF. |
| Average RPI Loss: | 176      | RECORD    | PCT. RANK      | GAMES      | SCHEDULE    | OF SCHEDULE   | RPI  | RPI  | RPI   | RPI       |
| DIV. I ONLY       | 10- 15   | 230       | 0- 1           | 233        | 291         | 234           | 234  | 22   | 22    |           |
| DIV. I NON-CONF.  | 3- 6     | 241       | 0- 0           | 227        | 276         | 228           | 228  | 22   | 22    |           |
| TOTALS            | RPI 1-25 | RPI 26-50 | W-L RECORDS    | RPI 51-100 | RPI 101-150 | RPI 150+      |      |      |       |           |
| 10- 15            | 0- 1     | 0- 0      | OVERALL        | 0- 1       | 0- 3        | 10- 10        |      |      |       |           |
| 5- 4              | 0- 0     | 0- 0      | HOME           | 0- 0       | 0- 1        | 5- 3          |      |      |       |           |
| 5- 10             | 0- 1     | 0- 0      | AWAY           | 0- 1       | 0- 2        | 5- 6          |      |      |       |           |
| 0- 1              | 0- 0     | 0- 0      | NEUTRAL        | 0- 0       | 0- 0        | 0- 1          |      |      |       |           |
| 3- 6              | 0- 1     | 0- 0      | NON-CONFERENCE | 0- 0       | 0- 0        | 3- 5          |      |      |       |           |
| 1- 1              | 0- 0     | 0- 0      | HOME           | 0- 0       | 0- 0        | 1- 1          |      |      |       |           |
| 2- 4              | 0- 1     | 0- 0      | AWAY           | 0- 0       | 0- 0        | 2- 3          |      |      |       |           |
| 0- 1              | 0- 0     | 0- 0      | NEUTRAL        | 0- 0       | 0- 0        | 0- 1          |      |      |       |           |
| 7- 9              | 0- 0     | 0- 0      | CONFERENCE     | 0- 1       | 0- 3        | 7- 5          |      |      |       |           |
| 4- 3              | 0- 0     | 0- 0      | HOME           | 0- 0       | 0- 1        | 4- 2          |      |      |       |           |
| 3- 6              | 0- 0     | 0- 0      | AWAY           | 0- 1       | 0- 2        | 3- 3          |      |      |       |           |
| 0- 0              | 0- 0     | 0- 0      | NEUTRAL        | 0- 0       | 0- 0        | 0- 0          |      |      |       |           |

| RPI 1-25                  |   |                  |       | RPI 26-50 |   |               |       | RPI 51-100 |   |              |       | RPI 101+ Team's RPI: 234 |   |                  |       |
|---------------------------|---|------------------|-------|-----------|---|---------------|-------|------------|---|--------------|-------|--------------------------|---|------------------|-------|
| RPI                       | S | Opponent         | Score | RPI       | S | Opponent      | Score | RPI        | S | Opponent     | Score | RPI                      | S | Opponent         | Score |
| 9                         | A | Mississippi St.  | 53 88 |           |   |               |       | 61         | A | Belmont      | 57 91 | 131                      | A | Morehead St.     | 54 82 |
|                           |   |                  |       |           |   |               |       |            |   |              |       | 132                      | A | UT Martin        | 50 61 |
|                           |   |                  |       |           |   |               |       |            |   |              |       | 132                      | H | UT Martin        | 73 80 |
|                           |   |                  |       |           |   |               |       |            |   |              |       | 151                      | A | Southern Ill.    | 40 60 |
|                           |   |                  |       |           |   |               |       |            |   |              |       | 154                      | H | Tennessee Tech   | 62 53 |
|                           |   |                  |       |           |   |               |       |            |   |              |       | 156                      | A | Bradley          | 79 85 |
|                           |   |                  |       |           |   |               |       |            |   |              |       | 182                      | N | North Ala.       | 67 80 |
|                           |   |                  |       |           |   |               |       |            |   |              |       | 188                      | H | Indiana St.      | 51 62 |
|                           |   |                  |       |           |   |               |       |            |   |              |       | 201                      | H | Jacksonville St. | 39 56 |
|                           |   |                  |       |           |   |               |       |            |   |              |       | 210                      | A | Memphis          | 57 69 |
|                           |   |                  |       |           |   |               |       |            |   |              |       | 235                      | H | Western Ill.     | 81 71 |
|                           |   |                  |       |           |   |               |       |            |   |              |       | 240                      | A | SIUE             | 62 52 |
|                           |   |                  |       |           |   |               |       |            |   |              |       | 240                      | H | SIUE             | 63 58 |
|                           |   |                  |       |           |   |               |       |            |   |              |       | 260                      | A | Austin Peay      | 54 56 |
|                           |   |                  |       |           |   |               |       |            |   |              |       | 260                      | H | Austin Peay      | 64 54 |
|                           |   |                  |       |           |   |               |       |            |   |              |       | 267                      | A | Murray St.       | 74 82 |
|                           |   |                  |       |           |   |               |       |            |   |              |       | 267                      | H | Murray St.       | 59 64 |
|                           |   |                  |       |           |   |               |       |            |   |              |       | 294                      | A | Eastern Ill.     | 80 54 |
|                           |   |                  |       |           |   |               |       |            |   |              |       | 294                      | H | Eastern Ill.     | 72 57 |
|                           |   |                  |       |           |   |               |       |            |   |              |       | 298                      | A | Tennessee St.    | 59 62 |
|                           |   |                  |       |           |   |               |       |            |   |              |       | 325                      | A | NJIT             | 68 58 |
|                           |   |                  |       |           |   |               |       |            |   |              |       | 327                      | A | Eastern Ky.      | 52 42 |
|                           |   |                  |       |           |   |               |       |            |   |              |       | 332                      | A | Evansville       | 54 50 |
| LAST 12 Division I GAMES: |   |                  |       |           |   |               |       |            |   |              |       |                          |   |                  |       |
| 267                       | A | Murray St.       | 74 82 | 298       | A | Tennessee St. | 59 62 | 61         | A | Belmont      | 57 91 |                          |   |                  |       |
| 260                       | A | Austin Peay      | 54 56 |           |   |               |       | 294        | H | Eastern Ill. | 72 57 |                          |   |                  |       |
| 294                       | A | Eastern Ill.     | 80 54 | 240       | H | SIUE          | 63 58 | 327        | A | Eastern Ky.  | 52 42 |                          |   |                  |       |
| 132                       | A | UT Martin        | 50 61 |           |   |               |       | 131        | A | Morehead St. | 54 82 |                          |   |                  |       |
| 201                       | H | Jacksonville St. | 39 56 |           |   |               |       |            |   |              |       |                          |   |                  |       |
| 154                       | H | Tennessee Tech   | 62 53 |           |   |               |       |            |   |              |       |                          |   |                  |       |

Non-Div I Games: Ill.-Springfield 82 46 Harris-Stowe 80 65

Southeast Mo. St.

Loss, Non-Conf, S Site, H Home A Away N Neutral

|                   |          |           |                |            |             |               |      |      |       |           |
|-------------------|----------|-----------|----------------|------------|-------------|---------------|------|------|-------|-----------|
| Average RPI Win:  | 273      | WON-LOST  | WINNING        | LAST 10    | STRENGTH OF | OPP. STRENGTH | TEAM | ADJ. | CONF. | ADJ CONF. |
| Average RPI Loss: | 209      | RECORD    | PCT. RANK      | GAMES      | SCHEDULE    | OF SCHEDULE   | RPI  | RPI  | RPI   | RPI       |
| DIV. I ONLY       | 8- 16    | 265       | 0- 1           | 326        | 304         | 306           | 306  | 25   | 25    |           |
| DIV. I NON-CONF.  | 4- 5     | 190       | 0- 0           | 298        | 323         | 218           | 218  | 23   | 23    |           |
| TOTALS            | RPI 1-25 | RPI 26-50 | W-L RECORDS    | RPI 51-100 | RPI 101-150 | RPI 150+      |      |      |       |           |
| 8- 16             | 0- 0     | 0- 0      | OVERALL        | 0- 3       | 0- 1        | 8- 12         |      |      |       |           |
| 5- 5              | 0- 0     | 0- 0      | HOME           | 0- 1       | 0- 0        | 5- 4          |      |      |       |           |
| 3- 11             | 0- 0     | 0- 0      | AWAY           | 0- 2       | 0- 1        | 3- 8          |      |      |       |           |
| 0- 0              | 0- 0     | 0- 0      | NEUTRAL        | 0- 0       | 0- 0        | 0- 0          |      |      |       |           |
| 4- 5              | 0- 0     | 0- 0      | NON-CONFERENCE | 0- 1       | 0- 1        | 4- 3          |      |      |       |           |
| 1- 1              | 0- 0     | 0- 0      | HOME           | 0- 0       | 0- 0        | 1- 1          |      |      |       |           |
| 3- 4              | 0- 0     | 0- 0      | AWAY           | 0- 1       | 0- 1        | 3- 2          |      |      |       |           |
| 0- 0              | 0- 0     | 0- 0      | NEUTRAL        | 0- 0       | 0- 0        | 0- 0          |      |      |       |           |
| 4- 11             | 0- 0     | 0- 0      | CONFERENCE     | 0- 2       | 0- 0        | 4- 9          |      |      |       |           |
| 4- 4              | 0- 0     | 0- 0      | HOME           | 0- 1       | 0- 0        | 4- 3          |      |      |       |           |
| 0- 7              | 0- 0     | 0- 0      | AWAY           | 0- 1       | 0- 0        | 0- 6          |      |      |       |           |
| 0- 0              | 0- 0     | 0- 0      | NEUTRAL        | 0- 0       | 0- 0        | 0- 0          |      |      |       |           |

| RPI S                     | Opponent | Score              | RPI S | Opponent | Score | RPI S | Opponent           | Score | RPI S | Opponent             | Score | Team's RPI: 306 |
|---------------------------|----------|--------------------|-------|----------|-------|-------|--------------------|-------|-------|----------------------|-------|-----------------|
|                           |          |                    |       |          |       | 59    | A Lamar University | 54 94 | 147   | A Alabama            | 40 88 |                 |
|                           |          |                    |       |          |       | 67    | A LSU              | 52 72 | 164   | A Abilene Christian  | 66 86 |                 |
|                           |          |                    |       |          |       | 79    | H SFA              | 51 62 | 164   | H Abilene Christian  | 74 71 |                 |
|                           |          |                    |       |          |       |       |                    |       | 172   | A Louisiana Tech     | 53 72 |                 |
|                           |          |                    |       |          |       |       |                    |       | 173   | H Nicholls St.       | 66 73 |                 |
|                           |          |                    |       |          |       |       |                    |       | 180   | H Southern Miss.     | 52 59 |                 |
|                           |          |                    |       |          |       |       |                    |       | 183   | A Sam Houston St.    | 63 94 |                 |
|                           |          |                    |       |          |       |       |                    |       | 211   | A SMU                | 63 62 |                 |
|                           |          |                    |       |          |       |       |                    |       | 246   | H A&M-Corpus Christi | 56 45 |                 |
|                           |          |                    |       |          |       |       |                    |       | 277   | A Jackson St.        | 50 45 |                 |
|                           |          |                    |       |          |       |       |                    |       | 279   | A Central Ark.       | 33 75 |                 |
|                           |          |                    |       |          |       |       |                    |       | 279   | H Central Ark.       | 62 53 |                 |
|                           |          |                    |       |          |       |       |                    |       | 288   | A Alabama A&M        | 48 51 |                 |
|                           |          |                    |       |          |       |       |                    |       | 290   | H New Orleans        | 58 61 |                 |
|                           |          |                    |       |          |       |       |                    |       | 302   | A Incarnate Word     | 69 76 |                 |
|                           |          |                    |       |          |       |       |                    |       | 316   | H La.-Monroe         | 49 42 |                 |
|                           |          |                    |       |          |       |       |                    |       | 322   | A Northwestern St.   | 47 58 |                 |
|                           |          |                    |       |          |       |       |                    |       | 323   | A McNeese            | 56 62 |                 |
|                           |          |                    |       |          |       |       |                    |       | 323   | H McNeese            | 70 75 |                 |
|                           |          |                    |       |          |       |       |                    |       | 341   | H Houston Baptist    | 73 65 |                 |
|                           |          |                    |       |          |       |       |                    |       | 351   | A Alcorn             | 77 59 |                 |
| LAST 12 Division I GAMES: |          |                    |       |          |       |       |                    |       |       |                      |       |                 |
| 164                       | A        | Abilene Christian  | 66    | 86       | 173   | H     | Nicholls St.       | 66    | 73    |                      |       |                 |
| 290                       | H        | New Orleans        | 58    | 61       | 183   | A     | Sam Houston St.    | 63    | 94    |                      |       |                 |
| 323                       | H        | McNeese            | 70    | 75       | 322   | A     | Northwestern St.   | 47    | 58    |                      |       |                 |
| 302                       | A        | Incarnate Word     | 69    | 76       | 341   | H     | Houston Baptist    | 73    | 65    |                      |       |                 |
| 279                       | A        | Central Ark.       | 33    | 75       | 323   | A     | McNeese            | 56    | 62    |                      |       |                 |
| 246                       | H        | A&M-Corpus Christi | 56    | 45       | 59    | A     | Lamar University   | 54    | 94    |                      |       |                 |

Non-Div I Games: Mobile 70 57 Xavier (LA) 47 59

Southeastern La.

| Season RPI Summary |          |           |           | Through Games of Feb. 10, 1919 |             |               |      |             |       |           |
|--------------------|----------|-----------|-----------|--------------------------------|-------------|---------------|------|-------------|-------|-----------|
| Average RPI Win:   | 152      | WON-LOST  | WINNING   | LAST 10                        | STRENGTH OF | OPP. STRENGTH | TEAM | ADJ.        | CONF. | ADJ CONF. |
| Average RPI Loss:  | 34       | RECORD    | PCT. RANK | GAMES                          | SCHEDULE    | OF SCHEDULE   | RPI  | RPI         | RPI   | RPI       |
| DIV. I ONLY        | 15- 12   | 145       | 0- 1      | 24                             | 25          | 49            | 49   | 2           | 2     |           |
| DIV. I NON-CONF.   | 10- 1    | 17        | 0- 0      | 155                            | 145         | 25            | 25   | 2           | 2     |           |
| -----              |          |           |           |                                |             |               |      |             |       |           |
| TOTALS             | RPI 1-25 | RPI 26-50 |           | W-L RECORDS                    |             | RPI 51-100    |      | RPI 101-150 |       | RPI 150+  |
| 15- 12             | 0- 8     | 2- 2      |           | OVERALL                        |             | 2- 1          |      | 4- 0        |       | 7- 1      |
| 8- 4               | 0- 3     | 1- 1      |           | HOME                           |             | 0- 0          |      | 4- 0        |       | 3- 0      |
| 6- 8               | 0- 5     | 1- 1      |           | AWAY                           |             | 2- 1          |      | 0- 0        |       | 3- 1      |
| 1- 0               | 0- 0     | 0- 0      |           | NEUTRAL                        |             | 0- 0          |      | 0- 0        |       | 1- 0      |
| 10- 1              | 0- 1     | 0- 0      |           | NON-CONFERENCE                 |             | 1- 0          |      | 3- 0        |       | 6- 0      |
| 5- 0               | 0- 0     | 0- 0      |           | HOME                           |             | 0- 0          |      | 3- 0        |       | 2- 0      |
| 4- 1               | 0- 1     | 0- 0      |           | AWAY                           |             | 1- 0          |      | 0- 0        |       | 3- 0      |
| 1- 0               | 0- 0     | 0- 0      |           | NEUTRAL                        |             | 0- 0          |      | 0- 0        |       | 1- 0      |
| 5- 11              | 0- 7     | 2- 2      |           | CONFERENCE                     |             | 1- 1          |      | 1- 0        |       | 1- 1      |
| 3- 4               | 0- 3     | 1- 1      |           | HOME                           |             | 0- 0          |      | 1- 0        |       | 1- 0      |
| 2- 7               | 0- 4     | 1- 1      |           | AWAY                           |             | 1- 1          |      | 0- 0        |       | 0- 1      |
| 0- 0               | 0- 0     | 0- 0      |           | NEUTRAL                        |             | 0- 0          |      | 0- 0        |       | 0- 0      |

| RPI 1-25                  |   |             |       | RPI 26-50 |   |            |       | Team's RPI: 49 |  | RPI 51-100 |   |                |       | RPI 101+ |   |                |       |
|---------------------------|---|-------------|-------|-----------|---|------------|-------|----------------|--|------------|---|----------------|-------|----------|---|----------------|-------|
| RPI                       | S | Opponent    | Score | RPI       | S | Opponent   | Score |                |  | RPI        | S | Opponent       | Score | RPI      | S | Opponent       | Score |
| 4                         | A | Stanford    | 64 72 | 33        | A | UCLA       | 72 67 |                |  | 64         | A | Utah           | 84 80 | 111      | H | Fresno St.     | 62 61 |
| 4                         | H | Stanford    | 67 69 | 33        | H | UCLA       | 65 72 |                |  | 73         | A | Arizona        | 68 71 | 143      | H | UC Riverside   | 73 55 |
| 5                         | A | Oregon      | 78 96 | 38        | A | California | 59 66 |                |  | 94         | A | UT Arlington   | 73 61 | 146      | H | Washington St. | 81 73 |
| 5                         | H | Oregon      | 53 93 | 38        | H | California | 86 76 |                |  |            |   |                |       | 150      | H | CSUN           | 58 42 |
| 19                        | A | Arizona St. | 59 68 |           |   |            |       |                |  |            |   |                |       | 157      | H | Washington     | 82 57 |
| 21                        | A | Oregon St.  | 61 68 |           |   |            |       |                |  |            |   |                |       | 165      | A | Colorado       | 76 81 |
| 21                        | H | Oregon St.  | 52 76 |           |   |            |       |                |  |            |   |                |       | 169      | H | Santa Clara    | 77 46 |
| 22                        | A | Texas A&M   | 51 71 |           |   |            |       |                |  |            |   |                |       | 189      | N | Utah St.       | 55 46 |
| LAST 12 Division I GAMES: |   |             |       |           |   |            |       |                |  |            |   |                |       |          |   |                |       |
|                           |   |             |       | 5         | A | Oregon     | 78 96 |                |  | 146        | H | Washington St. | 81 73 |          |   |                |       |
|                           |   |             |       | 21        | A | Oregon St. | 61 68 |                |  | 157        | H | Washington     | 82 57 |          |   |                |       |
|                           |   |             |       | 4         | H | Stanford   | 67 69 |                |  | 19         | A | Arizona St.    | 59 68 |          |   |                |       |
|                           |   |             |       | 38        | H | California | 86 76 |                |  | 73         | A | Arizona        | 68 71 |          |   |                |       |
|                           |   |             |       | 165       | A | Colorado   | 76 81 |                |  | 33         | A | UCLA           | 72 67 |          |   |                |       |
|                           |   |             |       | 64        | A | Utah       | 84 80 |                |  | 21         | H | Oregon St.     | 52 76 |          |   |                |       |

Non-Div I Games:

Southern California

Loss, Non-Conf, S Site, H Home A Away N Neutral

|                   |          |           |                |            |             |               |      |      |       |           |
|-------------------|----------|-----------|----------------|------------|-------------|---------------|------|------|-------|-----------|
| Average RPI Win:  | 226      | WON-LOST  | WINNING        | LAST 10    | STRENGTH OF | OPP. STRENGTH | TEAM | ADJ. | CONF. | ADJ CONF. |
| Average RPI Loss: | 115      | RECORD    | PCT. RANK      | GAMES      | SCHEDULE    | OF SCHEDULE   | RPI  | RPI  | RPI   | RPI       |
| DIV. I ONLY       | 13- 12   | 160       | 1- 0           | 105        | 225         | 151           | 151  | 13   | 13    |           |
| DIV. I NON-CONF.  | 7- 4     | 108       | 0- 0           | 103        | 236         | 84            | 84   | 15   | 15    |           |
| TOTALS            | RPI 1-25 | RPI 26-50 | W-L RECORDS    | RPI 51-100 | RPI 101-150 | RPI 150+      |      |      |       |           |
| 13- 12            | 0- 2     | 0- 0      | OVERALL        | 1- 3       | 2- 2        | 10- 5         |      |      |       |           |
| 9- 3              | 0- 0     | 0- 0      | HOME           | 1- 1       | 1- 0        | 7- 2          |      |      |       |           |
| 3- 8              | 0- 1     | 0- 0      | AWAY           | 0- 2       | 0- 2        | 3- 3          |      |      |       |           |
| 1- 1              | 0- 1     | 0- 0      | NEUTRAL        | 0- 0       | 1- 0        | 0- 0          |      |      |       |           |
| 7- 4              | 0- 1     | 0- 0      | NON-CONFERENCE | 1- 0       | 2- 2        | 4- 1          |      |      |       |           |
| 5- 0              | 0- 0     | 0- 0      | HOME           | 1- 0       | 1- 0        | 3- 0          |      |      |       |           |
| 1- 3              | 0- 0     | 0- 0      | AWAY           | 0- 0       | 0- 2        | 1- 1          |      |      |       |           |
| 1- 1              | 0- 1     | 0- 0      | NEUTRAL        | 0- 0       | 1- 0        | 0- 0          |      |      |       |           |
| 6- 8              | 0- 1     | 0- 0      | CONFERENCE     | 0- 3       | 0- 0        | 6- 4          |      |      |       |           |
| 4- 3              | 0- 0     | 0- 0      | HOME           | 0- 1       | 0- 0        | 4- 2          |      |      |       |           |
| 2- 5              | 0- 1     | 0- 0      | AWAY           | 0- 2       | 0- 0        | 2- 2          |      |      |       |           |
| 0- 0              | 0- 0     | 0- 0      | NEUTRAL        | 0- 0       | 0- 0        | 0- 0          |      |      |       |           |

| RPI 1-25                  |   |                |       | RPI 26-50 |   |                |       | RPI 51-100 |   |               |       | RPI 101+ Team's RPI: 151 |   |                   |       |
|---------------------------|---|----------------|-------|-----------|---|----------------|-------|------------|---|---------------|-------|--------------------------|---|-------------------|-------|
| RPI                       | S | Opponent       | Score | RPI       | S | Opponent       | Score | RPI        | S | Opponent      | Score | RPI                      | S | Opponent          | Score |
| 19                        | N | Arizona St.    | 38 82 |           |   |                |       | 69         | A | Missouri St.  | 51 66 | 113                      | N | Hartford          | 72 50 |
| 24                        | A | Drake          | 66 94 |           |   |                |       | 69         | H | Missouri St.  | 58 70 | 119                      | A | Western Ky.       | 76 83 |
|                           |   |                |       |           |   |                |       | 90         | A | UNI           | 53 65 | 130                      | H | IUPUI             | 78 73 |
|                           |   |                |       |           |   |                |       | 99         | H | Northern Ill. | 82 73 | 132                      | A | UT Martin         | 94 95 |
|                           |   |                |       |           |   |                |       |            |   |               |       | 156                      | A | Bradley           | 53 58 |
|                           |   |                |       |           |   |                |       |            |   |               |       | 156                      | H | Bradley           | 62 55 |
|                           |   |                |       |           |   |                |       |            |   |               |       | 160                      | A | Illinois St.      | 52 60 |
|                           |   |                |       |           |   |                |       |            |   |               |       | 160                      | H | Illinois St.      | 66 68 |
|                           |   |                |       |           |   |                |       |            |   |               |       | 188                      | H | Indiana St.       | 58 61 |
|                           |   |                |       |           |   |                |       |            |   |               |       | 190                      | A | Saint Louis       | 58 62 |
|                           |   |                |       |           |   |                |       |            |   |               |       | 202                      | H | Marshall          | 58 49 |
|                           |   |                |       |           |   |                |       |            |   |               |       | 234                      | H | Southeast Mo. St. | 60 40 |
|                           |   |                |       |           |   |                |       |            |   |               |       | 243                      | A | Loyola Chicago    | 64 41 |
|                           |   |                |       |           |   |                |       |            |   |               |       | 243                      | H | Loyola Chicago    | 74 63 |
|                           |   |                |       |           |   |                |       |            |   |               |       | 267                      | A | Murray St.        | 65 59 |
|                           |   |                |       |           |   |                |       |            |   |               |       | 294                      | H | Eastern Ill.      | 73 59 |
|                           |   |                |       |           |   |                |       |            |   |               |       | 314                      | A | Valparaiso        | 58 47 |
|                           |   |                |       |           |   |                |       |            |   |               |       | 314                      | H | Valparaiso        | 87 65 |
|                           |   |                |       |           |   |                |       |            |   |               |       | 332                      | H | Evansville        | 67 47 |
| LAST 12 Division I GAMES: |   |                |       |           |   |                |       |            |   |               |       |                          |   |                   |       |
| 314                       | A | Valparaiso     | 58 47 | 90        | A | UNI            | 53 65 |            |   |               |       |                          |   |                   |       |
| 243                       | A | Loyola Chicago | 64 41 | 243       | H | Loyola Chicago | 74 63 |            |   |               |       |                          |   |                   |       |
| 160                       | H | Illinois St.   | 66 68 | 314       | H | Valparaiso     | 87 65 |            |   |               |       |                          |   |                   |       |
| 156                       | H | Bradley        | 62 55 | 156       | A | Bradley        | 53 58 |            |   |               |       |                          |   |                   |       |
| 69                        | H | Missouri St.   | 58 70 | 160       | A | Illinois St.   | 52 60 |            |   |               |       |                          |   |                   |       |
| 24                        | A | Drake          | 66 94 | 69        | A | Missouri St.   | 51 66 |            |   |               |       |                          |   |                   |       |

Non-Div I Games:

Southern Ill.

■ Loss, 
 ■ Non-Conf, 
 ■ S Site, 
 ■ Home 
 ■ A Away 
 N Neutral



|                   |          |           |                |            |             |               |      |      |       |           |
|-------------------|----------|-----------|----------------|------------|-------------|---------------|------|------|-------|-----------|
| Average RPI Win:  | 258      | WON-LOST  | WINNING        | LAST 10    | STRENGTH OF | OPP. STRENGTH | TEAM | ADJ. | CONF. | ADJ CONF. |
| Average RPI Loss: | 108      | RECORD    | PCT. RANK      | GAMES      | SCHEDULE    | OF SCHEDULE   | RPI  | RPI  | RPI   | RPI       |
| DIV. I ONLY       | 14- 11   | 142       | 1- 0           | 207        | 215         | 180           | 180  | 14   | 14    |           |
| DIV. I NON-CONF.  | 6- 5     | 143       | 0- 0           | 271        | 327         | 246           | 246  | 17   | 17    |           |
| TOTALS            | RPI 1-25 | RPI 26-50 | W-L RECORDS    | RPI 51-100 | RPI 101-150 | RPI 150+      |      |      |       |           |
| 14- 11            | 0- 1     | 0- 1      | OVERALL        | 0- 3       | 2- 2        | 12- 4         |      |      |       |           |
| 9- 6              | 0- 1     | 0- 1      | HOME           | 0- 2       | 1- 0        | 8- 2          |      |      |       |           |
| 5- 5              | 0- 0     | 0- 0      | AWAY           | 0- 1       | 1- 2        | 4- 2          |      |      |       |           |
| 0- 0              | 0- 0     | 0- 0      | NEUTRAL        | 0- 0       | 0- 0        | 0- 0          |      |      |       |           |
| 6- 5              | 0- 1     | 0- 0      | NON-CONFERENCE | 0- 1       | 0- 1        | 6- 2          |      |      |       |           |
| 5- 3              | 0- 1     | 0- 0      | HOME           | 0- 1       | 0- 0        | 5- 1          |      |      |       |           |
| 1- 2              | 0- 0     | 0- 0      | AWAY           | 0- 0       | 0- 1        | 1- 1          |      |      |       |           |
| 0- 0              | 0- 0     | 0- 0      | NEUTRAL        | 0- 0       | 0- 0        | 0- 0          |      |      |       |           |
| 8- 6              | 0- 0     | 0- 1      | CONFERENCE     | 0- 2       | 2- 1        | 6- 2          |      |      |       |           |
| 4- 3              | 0- 0     | 0- 1      | HOME           | 0- 1       | 1- 0        | 3- 1          |      |      |       |           |
| 4- 3              | 0- 0     | 0- 0      | AWAY           | 0- 1       | 1- 1        | 3- 1          |      |      |       |           |
| 0- 0              | 0- 0     | 0- 0      | NEUTRAL        | 0- 0       | 0- 0        | 0- 0          |      |      |       |           |

| RPI 1-25                  |   |                 | RPI 26-50 |     |   | RPI 51-100   |       |     | RPI 101+ Team's RPI: 180 |                  |        |
|---------------------------|---|-----------------|-----------|-----|---|--------------|-------|-----|--------------------------|------------------|--------|
| RPI                       | S | Opponent        | Score     | RPI | S | Opponent     | Score | RPI | S                        | Opponent         | Score  |
| 9                         | H | Mississippi St. | 42 86     | 35  | H | Rice         | 47 58 | 62  | A                        | Middle Tenn.     | 49 66  |
|                           |   |                 |           |     |   |              |       | 87  | H                        | Old Dominion     | 50 53  |
|                           |   |                 |           |     |   |              |       | 91  | H                        | Houston          | 44 61  |
|                           |   |                 |           |     |   |              |       | 101 | A                        | South Alabama    | 68 77  |
|                           |   |                 |           |     |   |              |       | 103 | A                        | UAB              | 60 71  |
|                           |   |                 |           |     |   |              |       | 118 | H                        | Charlotte        | 65 54  |
|                           |   |                 |           |     |   |              |       | 119 | A                        | Western Ky.      | 69 56  |
|                           |   |                 |           |     |   |              |       | 166 | A                        | Tulane           | 54 71  |
|                           |   |                 |           |     |   |              |       | 172 | A                        | Louisiana Tech   | 85 106 |
|                           |   |                 |           |     |   |              |       | 172 | H                        | Louisiana Tech   | 74 70  |
|                           |   |                 |           |     |   |              |       | 176 | H                        | North Texas      | 48 62  |
|                           |   |                 |           |     |   |              |       | 183 | H                        | Sam Houston St.  | 61 65  |
|                           |   |                 |           |     |   |              |       | 202 | A                        | Marshall         | 64 52  |
|                           |   |                 |           |     |   |              |       | 205 | H                        | Grambling        | 68 47  |
|                           |   |                 |           |     |   |              |       | 278 | A                        | UTEP             | 64 63  |
|                           |   |                 |           |     |   |              |       | 286 | H                        | Samford          | 76 40  |
|                           |   |                 |           |     |   |              |       | 304 | H                        | Fla. Atlantic    | 67 45  |
|                           |   |                 |           |     |   |              |       | 305 | A                        | UTSA             | 70 45  |
|                           |   |                 |           |     |   |              |       | 306 | A                        | Southeastern La. | 59 52  |
|                           |   |                 |           |     |   |              |       | 315 | H                        | FIU              | 71 57  |
|                           |   |                 |           |     |   |              |       | 322 | H                        | Northwestern St. | 69 54  |
|                           |   |                 |           |     |   |              |       | 329 | H                        | Mississippi Val. | 67 60  |
|                           |   |                 |           |     |   |              |       | 351 | H                        | Alcorn           | 66 47  |
| LAST 12 Division I GAMES: |   |                 |           |     |   |              |       |     |                          |                  |        |
| 172                       | H | Louisiana Tech  | 74 70     | 202 | A | Marshall     | 64 52 |     |                          |                  |        |
| 278                       | A | UTEP            | 64 63     | 119 | A | Western Ky.  | 69 56 |     |                          |                  |        |
| 305                       | A | UTSA            | 70 45     | 87  | H | Old Dominion | 50 53 |     |                          |                  |        |
| 172                       | A | Louisiana Tech  | 85 106    | 118 | H | Charlotte    | 65 54 |     |                          |                  |        |
| 304                       | H | Fla. Atlantic   | 67 45     | 103 | A | UAB          | 60 71 |     |                          |                  |        |
| 315                       | H | FIU             | 71 57     | 62  | A | Middle Tenn. | 49 66 |     |                          |                  |        |

Non-Div I Games: Blue Mountain (MS) 84 38 William Carey 74 48

Southern Miss.

■ Loss, 
 ■ Non-Conf, S Site, 
 ■ Home 
 ■ Away 
 N Neutral

|                   |          |           |                |            |             |               |      |      |       |           |
|-------------------|----------|-----------|----------------|------------|-------------|---------------|------|------|-------|-----------|
| Average RPI Win:  | 288      | WON-LOST  | WINNING        | LAST 10    | STRENGTH OF | OPP. STRENGTH | TEAM | ADJ. | CONF. | ADJ CONF. |
| Average RPI Loss: | 112      | RECORD    | PCT. RANK      | GAMES      | SCHEDULE    | OF SCHEDULE   | RPI  | RPI  | RPI   | RPI       |
| DIV. I ONLY       | 12- 10   | 152       | 0- 0           | 219        | 268         | 174           | 174  | 29   | 29    |           |
| DIV. I NON-CONF.  | 0- 7     | 336       | 0- 0           | 3          | 4           | 179           | 179  | 28   | 28    |           |
| TOTALS            | RPI 1-25 | RPI 26-50 | W-L RECORDS    | RPI 51-100 | RPI 101-150 | RPI 150+      |      |      |       |           |
| 12- 10            | 0- 3     | 0- 2      | OVERALL        | 0- 0       | 0- 2        | 12- 3         |      |      |       |           |
| 6- 3              | 0- 0     | 0- 0      | HOME           | 0- 0       | 0- 1        | 6- 2          |      |      |       |           |
| 6- 7              | 0- 3     | 0- 2      | AWAY           | 0- 0       | 0- 1        | 6- 1          |      |      |       |           |
| 0- 0              | 0- 0     | 0- 0      | NEUTRAL        | 0- 0       | 0- 0        | 0- 0          |      |      |       |           |
| 0- 7              | 0- 3     | 0- 2      | NON-CONFERENCE | 0- 0       | 0- 2        | 0- 0          |      |      |       |           |
| 0- 1              | 0- 0     | 0- 0      | HOME           | 0- 0       | 0- 1        | 0- 0          |      |      |       |           |
| 0- 6              | 0- 3     | 0- 2      | AWAY           | 0- 0       | 0- 1        | 0- 0          |      |      |       |           |
| 0- 0              | 0- 0     | 0- 0      | NEUTRAL        | 0- 0       | 0- 0        | 0- 0          |      |      |       |           |
| 12- 3             | 0- 0     | 0- 0      | CONFERENCE     | 0- 0       | 0- 0        | 12- 3         |      |      |       |           |
| 6- 2              | 0- 0     | 0- 0      | HOME           | 0- 0       | 0- 0        | 6- 2          |      |      |       |           |
| 6- 1              | 0- 0     | 0- 0      | AWAY           | 0- 0       | 0- 0        | 6- 1          |      |      |       |           |
| 0- 0              | 0- 0     | 0- 0      | NEUTRAL        | 0- 0       | 0- 0        | 0- 0          |      |      |       |           |

| RPI 1-25                  |   |                  |       | RPI 26-50 |   |                  |       | RPI 51-100 |   |          |       | RPI 101+ Team's RPI: 174 |   |                  |       |
|---------------------------|---|------------------|-------|-----------|---|------------------|-------|------------|---|----------|-------|--------------------------|---|------------------|-------|
| RPI                       | S | Opponent         | Score | RPI       | S | Opponent         | Score | RPI        | S | Opponent | Score | RPI                      | S | Opponent         | Score |
| 2                         | A | Baylor           | 49 94 | 46        | A | Michigan         | 35 76 |            |   |          |       | 101                      | H | South Alabama    | 49 53 |
| 17                        | A | Kentucky         | 41 91 | 50        | A | TCU              | 40 69 |            |   |          |       | 141                      | A | Texas Tech       | 58 76 |
| 19                        | A | Arizona St.      | 47 69 |           |   |                  |       |            |   |          |       | 205                      | A | Grambling        | 86 81 |
|                           |   |                  |       |           |   |                  |       |            |   |          |       | 205                      | H | Grambling        | 71 65 |
|                           |   |                  |       |           |   |                  |       |            |   |          |       | 208                      | H | Prairie View     | 54 55 |
|                           |   |                  |       |           |   |                  |       |            |   |          |       | 242                      | H | Texas Southern   | 63 61 |
|                           |   |                  |       |           |   |                  |       |            |   |          |       | 257                      | A | Alabama St.      | 61 78 |
|                           |   |                  |       |           |   |                  |       |            |   |          |       | 257                      | H | Alabama St.      | 62 52 |
|                           |   |                  |       |           |   |                  |       |            |   |          |       | 277                      | A | Jackson St.      | 76 74 |
|                           |   |                  |       |           |   |                  |       |            |   |          |       | 277                      | H | Jackson St.      | 52 59 |
|                           |   |                  |       |           |   |                  |       |            |   |          |       | 288                      | A | Alabama A&M      | 54 50 |
|                           |   |                  |       |           |   |                  |       |            |   |          |       | 288                      | H | Alabama A&M      | 68 60 |
|                           |   |                  |       |           |   |                  |       |            |   |          |       | 329                      | A | Mississippi Val. | 67 46 |
|                           |   |                  |       |           |   |                  |       |            |   |          |       | 329                      | H | Mississippi Val. | 74 67 |
|                           |   |                  |       |           |   |                  |       |            |   |          |       | 345                      | A | Ark.-Pine Bluff  | 56 45 |
|                           |   |                  |       |           |   |                  |       |            |   |          |       | 345                      | H | Ark.-Pine Bluff  | 73 41 |
|                           |   |                  |       |           |   |                  |       |            |   |          |       | 351                      | A | Alcorn           | 75 54 |
| LAST 12 Division I GAMES: |   |                  |       |           |   |                  |       |            |   |          |       |                          |   |                  |       |
| 257                       | H | Alabama St.      | 62 52 | 351       | A | Alcorn           | 75 54 |            |   |          |       |                          |   |                  |       |
| 288                       | H | Alabama A&M      | 68 60 | 257       | A | Alabama St.      | 61 78 |            |   |          |       |                          |   |                  |       |
| 329                       | A | Mississippi Val. | 67 46 | 288       | A | Alabama A&M      | 54 50 |            |   |          |       |                          |   |                  |       |
| 345                       | A | Ark.-Pine Bluff  | 56 45 | 329       | H | Mississippi Val. | 74 67 |            |   |          |       |                          |   |                  |       |
| 277                       | H | Jackson St.      | 52 59 | 345       | H | Ark.-Pine Bluff  | 73 41 |            |   |          |       |                          |   |                  |       |
| 205                       | H | Grambling        | 71 65 | 277       | A | Jackson St.      | 76 74 |            |   |          |       |                          |   |                  |       |

Non-Div I Games: Dillard 61 63 Wiley 89 58 Louisiana Col. 77 53 Millsaps 71 36 Southern U.

## Southern Utah

Through Games Of Feb. 26, 2019

|                   |          |           |                |            |             |               |      |      |       |           |
|-------------------|----------|-----------|----------------|------------|-------------|---------------|------|------|-------|-----------|
| Average RPI Win:  | 219      | WON-LOST  | WINNING        | LAST 10    | STRENGTH OF | OPP. STRENGTH | TEAM | ADJ. | CONF. | ADJ CONF. |
| Average RPI Loss: | 152      | RECORD    | PCT. RANK      | GAMES      | SCHEDULE    | OF SCHEDULE   | RPI  | RPI  | RPI   | RPI       |
| DIV. I ONLY       | 6- 20    | 307       | 0- 1           | 135        | 215         | 285           | 285  | 16   | 16    |           |
| DIV. I NON-CONF.  | 3- 6     | 241       | 0- 1           | 37         | 296         | 182           | 182  | 12   | 12    |           |
| TOTALS            | RPI 1-25 | RPI 26-50 | W-L RECORDS    | RPI 51-100 | RPI 101-150 | RPI 150+      |      |      |       |           |
| 6- 20             | 0- 0     | 1- 0      | OVERALL        | 0- 6       | 0- 5        | 5- 9          |      |      |       |           |
| 5- 7              | 0- 0     | 1- 0      | HOME           | 0- 2       | 0- 2        | 4- 3          |      |      |       |           |
| 1- 13             | 0- 0     | 0- 0      | AWAY           | 0- 4       | 0- 3        | 1- 6          |      |      |       |           |
| 0- 0              | 0- 0     | 0- 0      | NEUTRAL        | 0- 0       | 0- 0        | 0- 0          |      |      |       |           |
| 3- 6              | 0- 0     | 1- 0      | NON-CONFERENCE | 0- 2       | 0- 1        | 2- 3          |      |      |       |           |
| 3- 1              | 0- 0     | 1- 0      | HOME           | 0- 0       | 0- 0        | 2- 1          |      |      |       |           |
| 0- 5              | 0- 0     | 0- 0      | AWAY           | 0- 2       | 0- 1        | 0- 2          |      |      |       |           |
| 0- 0              | 0- 0     | 0- 0      | NEUTRAL        | 0- 0       | 0- 0        | 0- 0          |      |      |       |           |
| 3- 14             | 0- 0     | 0- 0      | CONFERENCE     | 0- 4       | 0- 4        | 3- 6          |      |      |       |           |
| 2- 6              | 0- 0     | 0- 0      | HOME           | 0- 2       | 0- 2        | 2- 2          |      |      |       |           |
| 1- 8              | 0- 0     | 0- 0      | AWAY           | 0- 2       | 0- 2        | 1- 4          |      |      |       |           |
| 0- 0              | 0- 0     | 0- 0      | NEUTRAL        | 0- 0       | 0- 0        | 0- 0          |      |      |       |           |

| RPI S                     | Opponent         | Score | RPI S | Opponent         | Score | RPI S | Opponent         | Score | RPI S | Opponent | Score | Team's RPI: 285 |
|---------------------------|------------------|-------|-------|------------------|-------|-------|------------------|-------|-------|----------|-------|-----------------|
| 28                        | H BYU            | 67 64 | 57    | A Boise St.      | 53 88 | 109   | H Northern Colo. | 44 71 |       |          |       |                 |
|                           |                  |       | 83    | A UC Davis       | 45 68 | 125   | A Portland St.   | 49 63 |       |          |       |                 |
|                           |                  |       | 89    | A Idaho          | 49 77 | 125   | H Portland St.   | 56 81 |       |          |       |                 |
|                           |                  |       | 89    | H Idaho          | 70 82 | 135   | A Montana St.    | 64 69 |       |          |       |                 |
|                           |                  |       | 92    | A Idaho St.      | 47 80 | 143   | A UC Riverside   | 50 56 |       |          |       |                 |
|                           |                  |       | 92    | H Idaho St.      | 57 69 | 159   | H Denver         | 70 71 |       |          |       |                 |
|                           |                  |       |       |                  |       | 167   | A Oral Roberts   | 59 64 |       |          |       |                 |
|                           |                  |       |       |                  |       | 171   | A Montana        | 57 79 |       |          |       |                 |
|                           |                  |       |       |                  |       | 177   | A UC Irvine      | 58 75 |       |          |       |                 |
|                           |                  |       |       |                  |       | 187   | A Eastern Wash.  | 66 80 |       |          |       |                 |
|                           |                  |       |       |                  |       | 187   | H Eastern Wash.  | 73 63 |       |          |       |                 |
|                           |                  |       |       |                  |       | 231   | A Sacramento St. | 76 77 |       |          |       |                 |
|                           |                  |       |       |                  |       | 231   | H Sacramento St. | 69 75 |       |          |       |                 |
|                           |                  |       |       |                  |       | 249   | A Northern Ariz. | 82 76 |       |          |       |                 |
|                           |                  |       |       |                  |       | 249   | H Northern Ariz. | 69 78 |       |          |       |                 |
|                           |                  |       |       |                  |       | 256   | H San Diego      | 69 59 |       |          |       |                 |
|                           |                  |       |       |                  |       | 274   | H Utah Valley    | 60 59 |       |          |       |                 |
|                           |                  |       |       |                  |       | 319   | A Weber St.      | 66 67 |       |          |       |                 |
|                           |                  |       |       |                  |       | 319   | H Weber St.      | 84 79 |       |          |       |                 |
| LAST 12 Division I GAMES: |                  |       |       |                  |       |       |                  |       |       |          |       |                 |
| 143                       | A UC Riverside   | 50 56 | 319   | A Weber St.      | 66 67 |       |                  |       |       |          |       |                 |
| 89                        | A Idaho          | 49 77 | 89    | H Idaho          | 70 82 |       |                  |       |       |          |       |                 |
| 187                       | A Eastern Wash.  | 66 80 | 187   | H Eastern Wash.  | 73 63 |       |                  |       |       |          |       |                 |
| 125                       | H Portland St.   | 56 81 | 249   | H Northern Ariz. | 69 78 |       |                  |       |       |          |       |                 |
| 231                       | H Sacramento St. | 69 75 | 109   | H Northern Colo. | 44 71 |       |                  |       |       |          |       |                 |
| 92                        | A Idaho St.      | 47 80 | 231   | A Sacramento St. | 76 77 |       |                  |       |       |          |       |                 |

Non-Div I Games:

Southern Utah

■ Loss, 
 ■ Non-Conf, 
 ■ S Site, 
 ■ H Home 
 ■ A Away 
 N Neutral

|                   |          |           |                |            |             |               |      |      |       |           |
|-------------------|----------|-----------|----------------|------------|-------------|---------------|------|------|-------|-----------|
| Average RPI Win:  | 245      | WON-LOST  | WINNING        | LAST 10    | STRENGTH OF | OPP. STRENGTH | TEAM | ADJ. | CONF. | ADJ CONF. |
| Average RPI Loss: | 141      | RECORD    | PCT. RANK      | GAMES      | SCHEDULE    | OF SCHEDULE   | RPI  | RPI  | RPI   | RPI       |
| DIV. I ONLY       | 8- 19    | 276       | 0- 1           | 140        | 182         | 241           | 241  | 17   | 17    |           |
| DIV. I NON-CONF.  | 3- 10    | 278       | 0- 0           | 113        | 160         | 241           | 241  | 16   | 16    |           |
| TOTALS            | RPI 1-25 | RPI 26-50 | W-L RECORDS    | RPI 51-100 | RPI 101-150 | RPI 150+      |      |      |       |           |
| 8- 19             | 0- 0     | 0- 2      | OVERALL        | 0- 4       | 0- 6        | 8- 7          |      |      |       |           |
| 4- 8              | 0- 0     | 0- 0      | HOME           | 0- 3       | 0- 3        | 4- 2          |      |      |       |           |
| 4- 10             | 0- 0     | 0- 1      | AWAY           | 0- 1       | 0- 3        | 4- 5          |      |      |       |           |
| 0- 1              | 0- 0     | 0- 1      | NEUTRAL        | 0- 0       | 0- 0        | 0- 0          |      |      |       |           |
| 3- 10             | 0- 0     | 0- 2      | NON-CONFERENCE | 0- 3       | 0- 2        | 3- 3          |      |      |       |           |
| 2- 3              | 0- 0     | 0- 0      | HOME           | 0- 2       | 0- 0        | 2- 1          |      |      |       |           |
| 1- 6              | 0- 0     | 0- 1      | AWAY           | 0- 1       | 0- 2        | 1- 2          |      |      |       |           |
| 0- 1              | 0- 0     | 0- 1      | NEUTRAL        | 0- 0       | 0- 0        | 0- 0          |      |      |       |           |
| 5- 9              | 0- 0     | 0- 0      | CONFERENCE     | 0- 1       | 0- 4        | 5- 4          |      |      |       |           |
| 2- 5              | 0- 0     | 0- 0      | HOME           | 0- 1       | 0- 3        | 2- 1          |      |      |       |           |
| 3- 4              | 0- 0     | 0- 0      | AWAY           | 0- 0       | 0- 1        | 3- 3          |      |      |       |           |
| 0- 0              | 0- 0     | 0- 0      | NEUTRAL        | 0- 0       | 0- 0        | 0- 0          |      |      |       |           |

| RPI S                     | Opponent            | Score | RPI S | Opponent         | Score | RPI S | Opponent            | Score  | RPI S | Opponent | Score | Team's RPI: 241 |
|---------------------------|---------------------|-------|-------|------------------|-------|-------|---------------------|--------|-------|----------|-------|-----------------|
| 32                        | N Ohio              | 53 70 | 53    | H Bucknell       | 46 77 | 117   | H Fordham           | 44 53  |       |          |       |                 |
| 43                        | A Buffalo           | 43 90 | 85    | H Kent St.       | 64 76 | 122   | H Dayton            | 49 62  |       |          |       |                 |
|                           |                     |       | 97    | A Georgia        | 40 67 | 126   | A Penn St.          | 65 80  |       |          |       |                 |
|                           |                     |       | 100   | H VCU            | 50 59 | 137   | A Davidson          | 55 67  |       |          |       |                 |
|                           |                     |       |       |                  |       | 143   | H Duquesne          | 54 60  |       |          |       |                 |
|                           |                     |       |       |                  |       | 148   | A Akron             | 58 67  |       |          |       |                 |
|                           |                     |       |       |                  |       | 159   | A Denver            | 62 76  |       |          |       |                 |
|                           |                     |       |       |                  |       | 190   | H Saint Louis       | 45 62  |       |          |       |                 |
|                           |                     |       |       |                  |       | 191   | A George Washington | 44 57  |       |          |       |                 |
|                           |                     |       |       |                  |       | 197   | A George Mason      | 68 57  |       |          |       |                 |
|                           |                     |       |       |                  |       | 197   | H George Mason      | 64 55  |       |          |       |                 |
|                           |                     |       |       |                  |       | 221   | H Hofstra           | 59 67  |       |          |       |                 |
|                           |                     |       |       |                  |       | 222   | A Cornell           | 44 58  |       |          |       |                 |
|                           |                     |       |       |                  |       | 227   | A Massachusetts     | 64 63  |       |          |       |                 |
|                           |                     |       |       |                  |       | 230   | A Saint Joseph's    | 41 66  |       |          |       |                 |
|                           |                     |       |       |                  |       | 261   | A Niagara           | 76 48  |       |          |       |                 |
|                           |                     |       |       |                  |       | 263   | A Rhode Island      | 84 68  |       |          |       |                 |
|                           |                     |       |       |                  |       | 263   | H Rhode Island      | 62 61  |       |          |       |                 |
|                           |                     |       |       |                  |       | 270   | H Siena             | 74 58  |       |          |       |                 |
|                           |                     |       |       |                  |       | 271   | A Richmond          | 49 57  |       |          |       |                 |
|                           |                     |       |       |                  |       | 281   | H Canisius          | 100 94 |       |          |       |                 |
| LAST 12 Division I GAMES: |                     |       |       |                  |       |       |                     |        |       |          |       |                 |
| 191                       | A George Washington | 44 57 | 197   | H George Mason   | 64 55 |       |                     |        |       |          |       |                 |
| 263                       | H Rhode Island      | 62 61 | 263   | A Rhode Island   | 84 68 |       |                     |        |       |          |       |                 |
| 117                       | H Fordham           | 44 53 | 227   | A Massachusetts  | 64 63 |       |                     |        |       |          |       |                 |
| 271                       | A Richmond          | 49 57 | 190   | H Saint Louis    | 45 62 |       |                     |        |       |          |       |                 |
| 137                       | A Davidson          | 55 67 | 122   | H Dayton         | 49 62 |       |                     |        |       |          |       |                 |
| 100                       | H VCU               | 50 59 | 230   | A Saint Joseph's | 41 66 |       |                     |        |       |          |       |                 |

Non-Div I Games:

St. Bonaventure

|                   |          |           |                |            |             |               |      |      |       |           |
|-------------------|----------|-----------|----------------|------------|-------------|---------------|------|------|-------|-----------|
| Average RPI Win:  | 297      | WON-LOST  | WINNING        | LAST 10    | STRENGTH OF | OPP. STRENGTH | TEAM | ADJ. | CONF. | ADJ CONF. |
| Average RPI Loss: | 215      | RECORD    | PCT. RANK      | GAMES      | SCHEDULE    | OF SCHEDULE   | RPI  | RPI  | RPI   | RPI       |
| DIV. I ONLY       | 14- 12   | 153       | 0- 1           | 343        | 348         | 262           | 262  | 31   | 31    |           |
| DIV. I NON-CONF.  | 5- 6     | 177       | 0- 0           | 315        | 324         | 280           | 280  | 31   | 31    |           |
| TOTALS            | RPI 1-25 | RPI 26-50 | W-L RECORDS    | RPI 51-100 | RPI 101-150 | RPI 150+      |      |      |       |           |
| 14- 12            | 0- 0     | 0- 0      | OVERALL        | 0- 1       | 1- 1        | 13- 10        |      |      |       |           |
| 7- 4              | 0- 0     | 0- 0      | HOME           | 0- 1       | 0- 0        | 7- 3          |      |      |       |           |
| 6- 7              | 0- 0     | 0- 0      | AWAY           | 0- 0       | 1- 1        | 5- 6          |      |      |       |           |
| 1- 1              | 0- 0     | 0- 0      | NEUTRAL        | 0- 0       | 0- 0        | 1- 1          |      |      |       |           |
| 5- 6              | 0- 0     | 0- 0      | NON-CONFERENCE | 0- 1       | 1- 1        | 4- 4          |      |      |       |           |
| 2- 2              | 0- 0     | 0- 0      | HOME           | 0- 1       | 0- 0        | 2- 1          |      |      |       |           |
| 2- 3              | 0- 0     | 0- 0      | AWAY           | 0- 0       | 1- 1        | 1- 2          |      |      |       |           |
| 1- 1              | 0- 0     | 0- 0      | NEUTRAL        | 0- 0       | 0- 0        | 1- 1          |      |      |       |           |
| 9- 6              | 0- 0     | 0- 0      | CONFERENCE     | 0- 0       | 0- 0        | 9- 6          |      |      |       |           |
| 5- 2              | 0- 0     | 0- 0      | HOME           | 0- 0       | 0- 0        | 5- 2          |      |      |       |           |
| 4- 4              | 0- 0     | 0- 0      | AWAY           | 0- 0       | 0- 0        | 4- 4          |      |      |       |           |
| 0- 0              | 0- 0     | 0- 0      | NEUTRAL        | 0- 0       | 0- 0        | 0- 0          |      |      |       |           |

| RPI 1-25                  |   |          |       | RPI 26-50 |   |                     |       | RPI 51-100 |   |           |       | RPI 101+ Team's RPI: 262 |   |                     |        |
|---------------------------|---|----------|-------|-----------|---|---------------------|-------|------------|---|-----------|-------|--------------------------|---|---------------------|--------|
| RPI                       | S | Opponent | Score | RPI       | S | Opponent            | Score | RPI        | S | Opponent  | Score | RPI                      | S | Opponent            | Score  |
|                           |   |          |       |           |   |                     |       | 66         | H | Princeton | 64 83 | 131                      | A | Morehead St.        | 101 94 |
|                           |   |          |       |           |   |                     |       |            |   |           |       | 138                      | A | Seton Hall          | 77 100 |
|                           |   |          |       |           |   |                     |       |            |   |           |       | 152                      | A | Stony Brook         | 67 74  |
|                           |   |          |       |           |   |                     |       |            |   |           |       | 198                      | A | Robert Morris       | 57 74  |
|                           |   |          |       |           |   |                     |       |            |   |           |       | 198                      | H | Robert Morris       | 56 75  |
|                           |   |          |       |           |   |                     |       |            |   |           |       | 215                      | A | Sacred Heart        | 56 53  |
|                           |   |          |       |           |   |                     |       |            |   |           |       | 215                      | H | Sacred Heart        | 66 68  |
|                           |   |          |       |           |   |                     |       |            |   |           |       | 229                      | A | Saint Francis (PA)  | 84 86  |
|                           |   |          |       |           |   |                     |       |            |   |           |       | 229                      | H | Saint Francis (PA)  | 78 65  |
|                           |   |          |       |           |   |                     |       |            |   |           |       | 238                      | A | Mt. St. Mary's      | 75 78  |
|                           |   |          |       |           |   |                     |       |            |   |           |       | 250                      | H | Albany (NY)         | 60 67  |
|                           |   |          |       |           |   |                     |       |            |   |           |       | 273                      | A | Army West Point     | 57 69  |
|                           |   |          |       |           |   |                     |       |            |   |           |       | 282                      | H | Manhattan           | 73 65  |
|                           |   |          |       |           |   |                     |       |            |   |           |       | 296                      | A | Loyola Maryland     | 75 70  |
|                           |   |          |       |           |   |                     |       |            |   |           |       | 299                      | A | Bryant              | 60 55  |
|                           |   |          |       |           |   |                     |       |            |   |           |       | 311                      | A | Wagner              | 85 87  |
|                           |   |          |       |           |   |                     |       |            |   |           |       | 311                      | H | Wagner              | 76 61  |
|                           |   |          |       |           |   |                     |       |            |   |           |       | 314                      | N | Valparaiso          | 76 78  |
|                           |   |          |       |           |   |                     |       |            |   |           |       | 320                      | H | Central Conn. St.   | 70 58  |
|                           |   |          |       |           |   |                     |       |            |   |           |       | 340                      | H | Saint Peter's       | 74 70  |
|                           |   |          |       |           |   |                     |       |            |   |           |       | 346                      | A | LIU Brooklyn        | 79 67  |
|                           |   |          |       |           |   |                     |       |            |   |           |       | 346                      | H | LIU Brooklyn        | 87 64  |
|                           |   |          |       |           |   |                     |       |            |   |           |       | 348                      | A | Fairleigh Dickinson | 64 53  |
|                           |   |          |       |           |   |                     |       |            |   |           |       | 348                      | H | Fairleigh Dickinson | 73 61  |
|                           |   |          |       |           |   |                     |       |            |   |           |       | 350                      | N | Chicago St.         | 110 73 |
| LAST 12 Division I GAMES: |   |          |       |           |   |                     |       |            |   |           |       |                          |   |                     |        |
|                           |   |          |       | 229       | A | Saint Francis (PA)  | 84 86 |            |   |           |       | 215                      | A | Sacred Heart        | 56 53  |
|                           |   |          |       | 198       | A | Robert Morris       | 57 74 |            |   |           |       | 238                      | A | Mt. St. Mary's      | 75 78  |
|                           |   |          |       | 320       | H | Central Conn. St.   | 70 58 |            |   |           |       | 348                      | A | Fairleigh Dickinson | 64 53  |
|                           |   |          |       | 346       | H | LIU Brooklyn        | 87 64 |            |   |           |       | 346                      | A | LIU Brooklyn        | 79 67  |
|                           |   |          |       | 311       | A | Wagner              | 85 87 |            |   |           |       | 215                      | H | Sacred Heart        | 66 68  |
|                           |   |          |       | 348       | H | Fairleigh Dickinson | 73 61 |            |   |           |       | 229                      | H | Saint Francis (PA)  | 78 65  |

Non-Div I Games: Mercy 102 51

St. Francis Brooklyn

Loss, Non-Conf, S Site, H Home A Away N Neutral

|                   |          |           |                |            |             |               |      |      |       |           |
|-------------------|----------|-----------|----------------|------------|-------------|---------------|------|------|-------|-----------|
| Average RPI Win:  | 170      | WON-LOST  | WINNING        | LAST 10    | STRENGTH OF | OPP. STRENGTH | TEAM | ADJ. | CONF. | ADJ CONF. |
| Average RPI Loss: | 61       | RECORD    | PCT. RANK      | GAMES      | SCHEDULE    | OF SCHEDULE   | RPI  | RPI  | RPI   | RPI       |
| DIV. I ONLY       | 14- 14   | 170       | 0- 1           | 70         | 37          | 104           | 104  | 6    | 6     |           |
| DIV. I NON-CONF.  | 7- 4     | 108       | 0- 0           | 214        | 52          | 108           | 108  | 4    | 4     |           |
| TOTALS            | RPI 1-25 | RPI 26-50 | W-L RECORDS    | RPI 51-100 | RPI 101-150 | RPI 150+      |      |      |       |           |
| 14- 14            | 1- 5     | 0- 1      | OVERALL        | 3- 4       | 3- 4        | 7- 0          |      |      |       |           |
| 5- 6              | 1- 2     | 0- 0      | HOME           | 1- 2       | 1- 2        | 2- 0          |      |      |       |           |
| 7- 7              | 0- 2     | 0- 1      | AWAY           | 1- 2       | 2- 2        | 4- 0          |      |      |       |           |
| 2- 1              | 0- 1     | 0- 0      | NEUTRAL        | 1- 0       | 0- 0        | 1- 0          |      |      |       |           |
| 7- 4              | 0- 2     | 0- 1      | NON-CONFERENCE | 1- 0       | 1- 1        | 5- 0          |      |      |       |           |
| 2- 1              | 0- 1     | 0- 0      | HOME           | 0- 0       | 1- 0        | 1- 0          |      |      |       |           |
| 3- 2              | 0- 0     | 0- 1      | AWAY           | 0- 0       | 0- 1        | 3- 0          |      |      |       |           |
| 2- 1              | 0- 1     | 0- 0      | NEUTRAL        | 1- 0       | 0- 0        | 1- 0          |      |      |       |           |
| 7- 10             | 1- 3     | 0- 0      | CONFERENCE     | 2- 4       | 2- 3        | 2- 0          |      |      |       |           |
| 3- 5              | 1- 1     | 0- 0      | HOME           | 1- 2       | 0- 2        | 1- 0          |      |      |       |           |
| 4- 5              | 0- 2     | 0- 0      | AWAY           | 1- 2       | 2- 1        | 1- 0          |      |      |       |           |
| 0- 0              | 0- 0     | 0- 0      | NEUTRAL        | 0- 0       | 0- 0        | 0- 0          |      |      |       |           |

| RPI 1-25                  |   |             |       | RPI 26-50 |   |               |       | RPI 51-100 |   |            |       | RPI 101+ Team's RPI: 104 |   |                 |       |
|---------------------------|---|-------------|-------|-----------|---|---------------|-------|------------|---|------------|-------|--------------------------|---|-----------------|-------|
| RPI                       | S | Opponent    | Score | RPI       | S | Opponent      | Score | RPI        | S | Opponent   | Score | RPI                      | S | Opponent        | Score |
| 6                         | N | UConn       | 55 65 | 36        | A | James Madison | 51 64 | 52         | A | Villanova  | 66 62 | 105                      | A | Creighton       | 51 45 |
| 10                        | A | Marquette   | 73 83 |           |   |               |       | 52         | H | Villanova  | 57 73 | 105                      | H | Creighton       | 63 65 |
| 10                        | H | Marquette   | 81 74 |           |   |               |       | 54         | A | Butler     | 45 66 | 112                      | A | Providence      | 60 57 |
| 20                        | H | Florida St. | 53 57 |           |   |               |       | 54         | H | Butler     | 68 73 | 112                      | H | Providence      | 66 67 |
| 25                        | A | DePaul      | 64 73 |           |   |               |       | 74         | N | Purdue     | 68 62 | 116                      | H | Yale            | 56 52 |
| 25                        | H | DePaul      | 62 70 |           |   |               |       | 93         | A | Georgetown | 80 82 | 128                      | A | Wake Forest     | 59 64 |
|                           |   |             |       |           |   |               |       | 93         | H | Georgetown | 59 51 | 138                      | A | Seton Hall      | 67 77 |
|                           |   |             |       |           |   |               |       |            |   |            |       | 185                      | A | Xavier          | 76 57 |
|                           |   |             |       |           |   |               |       |            |   |            |       | 185                      | H | Xavier          | 70 41 |
|                           |   |             |       |           |   |               |       |            |   |            |       | 206                      | N | Ole Miss        | 64 59 |
|                           |   |             |       |           |   |               |       |            |   |            |       | 273                      | A | Army West Point | 60 49 |
|                           |   |             |       |           |   |               |       |            |   |            |       | 295                      | A | La Salle        | 83 57 |
|                           |   |             |       |           |   |               |       |            |   |            |       | 331                      | A | Iona            | 61 35 |
|                           |   |             |       |           |   |               |       |            |   |            |       | 343                      | H | Delaware St.    | 82 44 |
| LAST 12 Division I GAMES: |   |             |       |           |   |               |       |            |   |            |       |                          |   |                 |       |
| 93                        | A | Georgetown  | 80 82 | 185       | H | Xavier        | 70 41 |            |   |            |       |                          |   |                 |       |
| 52                        | A | Villanova   | 66 62 | 54        | H | Butler        | 68 73 |            |   |            |       |                          |   |                 |       |
| 25                        | H | DePaul      | 62 70 | 52        | H | Villanova     | 57 73 |            |   |            |       |                          |   |                 |       |
| 10                        | H | Marquette   | 81 74 | 93        | H | Georgetown    | 59 51 |            |   |            |       |                          |   |                 |       |
| 112                       | A | Providence  | 60 57 | 10        | A | Marquette     | 73 83 |            |   |            |       |                          |   |                 |       |
| 105                       | A | Creighton   | 51 45 | 25        | A | DePaul        | 64 73 |            |   |            |       |                          |   |                 |       |

Non-Div I Games:

St. John's (NY)

■ Loss, 
 ■ Non-Conf, 
 ■ S Site, 
 ■ H Home 
 ■ A Away 
 N Neutral

## Stanford

Through Games Of Feb. 26, 2019

|                   |          |           |                |            |             |               |      |      |       |           |
|-------------------|----------|-----------|----------------|------------|-------------|---------------|------|------|-------|-----------|
| Average RPI Win:  | 83       | WON-LOST  | WINNING        | LAST 10    | STRENGTH OF | OPP. STRENGTH | TEAM | ADJ. | CONF. | ADJ CONF. |
| Average RPI Loss: | 30       | RECORD    | PCT. RANK      | GAMES      | SCHEDULE    | OF SCHEDULE   | RPI  | RPI  | RPI   | RPI       |
| DIV. I ONLY       | 23- 4    | 12        | 1- 0           | 2          | 14          | 4             | 4    | 2    | 2     |           |
| DIV. I NON-CONF.  | 10- 1    | 17        | 0- 0           | 7          | 45          | 3             | 3    | 2    | 2     |           |
| TOTALS            | RPI 1-25 | RPI 26-50 | W-L RECORDS    | RPI 51-100 | RPI 101-150 | RPI 150+      |      |      |       |           |
| 23- 4             | 4- 2     | 7- 1      | OVERALL        | 6- 1       | 2- 0        | 4- 0          |      |      |       |           |
| 13- 1             | 3- 1     | 3- 0      | HOME           | 3- 0       | 2- 0        | 2- 0          |      |      |       |           |
| 8- 3              | 1- 1     | 4- 1      | AWAY           | 1- 1       | 0- 0        | 2- 0          |      |      |       |           |
| 2- 0              | 0- 0     | 0- 0      | NEUTRAL        | 2- 0       | 0- 0        | 0- 0          |      |      |       |           |
| 10- 1             | 1- 1     | 2- 0      | NON-CONFERENCE | 4- 0       | 1- 0        | 2- 0          |      |      |       |           |
| 5- 0              | 1- 0     | 0- 0      | HOME           | 2- 0       | 1- 0        | 1- 0          |      |      |       |           |
| 3- 1              | 0- 1     | 2- 0      | AWAY           | 0- 0       | 0- 0        | 1- 0          |      |      |       |           |
| 2- 0              | 0- 0     | 0- 0      | NEUTRAL        | 2- 0       | 0- 0        | 0- 0          |      |      |       |           |
| 13- 3             | 3- 1     | 5- 1      | CONFERENCE     | 2- 1       | 1- 0        | 2- 0          |      |      |       |           |
| 8- 1              | 2- 1     | 3- 0      | HOME           | 1- 0       | 1- 0        | 1- 0          |      |      |       |           |
| 5- 2              | 1- 0     | 2- 1      | AWAY           | 1- 1       | 0- 0        | 1- 0          |      |      |       |           |
| 0- 0              | 0- 0     | 0- 0      | NEUTRAL        | 0- 0       | 0- 0        | 0- 0          |      |      |       |           |

| RPI 1-25                  |   |                     |       | Team's RPI: 4 |  |  |  | RPI 26-50 |   |                     |       | RPI 51-100 |  |  |  | RPI 101+ |   |          |        |
|---------------------------|---|---------------------|-------|---------------|--|--|--|-----------|---|---------------------|-------|------------|--|--|--|----------|---|----------|--------|
| RPI                       | S | Opponent            | Score |               |  |  |  | RPI       | S | Opponent            | Score |            |  |  |  | RPI      | S | Opponent | Score  |
| 2                         | H | Baylor              | 68 63 |               |  |  |  | 33        | A | UCLA                | 65 51 |            |  |  |  | 64       | A | Utah     | 68 75  |
| 5                         | H | Oregon              | 48 88 |               |  |  |  | 33        | H | UCLA                | 86 80 |            |  |  |  | 70       | N | FGCU     | 88 65  |
| 14                        | A | Gonzaga             | 73 79 |               |  |  |  | 38        | A | California          | 80 81 |            |  |  |  | 73       | A | Arizona  | 78 48  |
| 19                        | A | Arizona St.         | 72 65 |               |  |  |  | 38        | H | California          | 75 50 |            |  |  |  | 73       | H | Arizona  | 56 54  |
| 19                        | H | Arizona St.         | 71 50 |               |  |  |  | 43        | A | Buffalo             | 62 55 |            |  |  |  | 78       | N | American | 71 49  |
| 21                        | H | Oregon St.          | 61 44 |               |  |  |  | 44        | A | Tennessee           | 95 85 |            |  |  |  | 83       | H | UC Davis | 71 43  |
|                           |   |                     |       |               |  |  |  | 49        | A | Southern California | 69 67 |            |  |  |  | 89       | H | Idaho    | 115 71 |
|                           |   |                     |       |               |  |  |  | 49        | H | Southern California | 72 64 |            |  |  |  |          |   |          |        |
| LAST 12 Division I GAMES: |   |                     |       |               |  |  |  |           |   |                     |       |            |  |  |  |          |   |          |        |
| 19                        | H | Arizona St.         | 71 50 |               |  |  |  | 38        | H | California          | 75 50 |            |  |  |  |          |   |          |        |
| 73                        | H | Arizona             | 56 54 |               |  |  |  | 38        | A | California          | 80 81 |            |  |  |  |          |   |          |        |
| 49                        | A | Southern California | 69 67 |               |  |  |  | 64        | A | Utah                | 68 75 |            |  |  |  |          |   |          |        |
| 33                        | A | UCLA                | 65 51 |               |  |  |  | 165       | A | Colorado            | 80 69 |            |  |  |  |          |   |          |        |
| 5                         | H | Oregon              | 48 88 |               |  |  |  | 146       | H | Washington St.      | 85 64 |            |  |  |  |          |   |          |        |
| 21                        | H | Oregon St.          | 61 44 |               |  |  |  | 157       | H | Washington          | 91 54 |            |  |  |  |          |   |          |        |

Non-Div I Games:

Stanford

■ Loss, 
 ■ Non-Conf, 
 ■ S Site, 
 ■ Home 
 ■ A Away 
 N Neutral

|                              |          |           |                |             |               |          |      |       |           |
|------------------------------|----------|-----------|----------------|-------------|---------------|----------|------|-------|-----------|
| Average RPI Win: <b>275</b>  | WON-LOST | WINNING   | LAST 10        | STRENGTH OF | OPP. STRENGTH | TEAM     | ADJ. | CONF. | ADJ CONF. |
| Average RPI Loss: <b>117</b> | RECORD   | PCT. RANK | GAMES          | SCHEDULE    | OF SCHEDULE   | RPI      | RPI  | RPI   | RPI       |
| DIV. I ONLY                  | 13- 12   | 160       | 1- 0           | 220         | 222           | 194      | 194  | 24    | 24        |
| DIV. I NON-CONF.             | 3- 9     | 271       | 0- 0           | 148         | 108           | 279      | 279  | 26    | 26        |
| TOTALS                       | RPI 1-25 | RPI 26-50 | W-L RECORDS    | RPI 51-100  | RPI 101-150   | RPI 150+ |      |       |           |
| 13- 12                       | 0- 1     | 0- 2      | OVERALL        | 0- 3        | 0- 2          | 13- 4    |      |       |           |
| 9- 3                         | 0- 1     | 0- 0      | HOME           | 0- 2        | 0- 0          | 9- 0     |      |       |           |
| 4- 6                         | 0- 0     | 0- 2      | AWAY           | 0- 0        | 0- 1          | 4- 3     |      |       |           |
| 0- 3                         | 0- 0     | 0- 0      | NEUTRAL        | 0- 1        | 0- 1          | 0- 1     |      |       |           |
| 3- 9                         | 0- 1     | 0- 2      | NON-CONFERENCE | 0- 2        | 0- 2          | 3- 2     |      |       |           |
| 3- 2                         | 0- 1     | 0- 0      | HOME           | 0- 1        | 0- 0          | 3- 0     |      |       |           |
| 0- 4                         | 0- 0     | 0- 2      | AWAY           | 0- 0        | 0- 1          | 0- 1     |      |       |           |
| 0- 3                         | 0- 0     | 0- 0      | NEUTRAL        | 0- 1        | 0- 1          | 0- 1     |      |       |           |
| 10- 3                        | 0- 0     | 0- 0      | CONFERENCE     | 0- 1        | 0- 0          | 10- 2    |      |       |           |
| 6- 1                         | 0- 0     | 0- 0      | HOME           | 0- 1        | 0- 0          | 6- 0     |      |       |           |
| 4- 2                         | 0- 0     | 0- 0      | AWAY           | 0- 0        | 0- 0          | 4- 2     |      |       |           |
| 0- 0                         | 0- 0     | 0- 0      | NEUTRAL        | 0- 0        | 0- 0          | 0- 0     |      |       |           |

| RPI 1-25                  |   |              |              | RPI 26-50 |   |              |              | RPI 51-100 |   |            |              | RPI 101+ Team's RPI: 194 |   |                  |              |
|---------------------------|---|--------------|--------------|-----------|---|--------------|--------------|------------|---|------------|--------------|--------------------------|---|------------------|--------------|
| RPI                       | S | Opponent     | Score        | RPI       | S | Opponent     | Score        | RPI        | S | Opponent   | Score        | RPI                      | S | Opponent         | Score        |
| 15                        | H | UCF          | 55 <b>78</b> | 26        | A | Texas        | 46 <b>65</b> | 63         | N | Wright St. | 44 <b>57</b> | 136                      | N | Marist           | 69 <b>76</b> |
|                           |   |              |              | 44        | A | Tennessee    | 55 <b>65</b> | 70         | H | FGCU       | 40 <b>73</b> | 147                      | A | Alabama          | 47 <b>59</b> |
|                           |   |              |              |           |   |              |              | 72         | H | Penn       | 53 <b>75</b> | 158                      | A | Tulsa            | 54 <b>55</b> |
|                           |   |              |              |           |   |              |              |            |   |            |              | 182                      | A | North Ala.       | 55 <b>71</b> |
|                           |   |              |              |           |   |              |              |            |   |            |              | 182                      | H | North Ala.       | 69 59        |
|                           |   |              |              |           |   |              |              |            |   |            |              | 217                      | A | Liberty          | 68 56        |
|                           |   |              |              |           |   |              |              |            |   |            |              | 217                      | H | Liberty          | 69 52        |
|                           |   |              |              |           |   |              |              |            |   |            |              | 221                      | N | Hofstra          | 50 <b>53</b> |
|                           |   |              |              |           |   |              |              |            |   |            |              | 228                      | A | Jacksonville     | 69 56        |
|                           |   |              |              |           |   |              |              |            |   |            |              | 228                      | H | Jacksonville     | 54 46        |
|                           |   |              |              |           |   |              |              |            |   |            |              | 252                      | H | North Dakota     | 74 63        |
|                           |   |              |              |           |   |              |              |            |   |            |              | 268                      | A | North Florida    | 57 <b>71</b> |
|                           |   |              |              |           |   |              |              |            |   |            |              | 297                      | H | Kennesaw St.     | 76 69        |
|                           |   |              |              |           |   |              |              |            |   |            |              | 317                      | A | Lipscomb         | 80 65        |
|                           |   |              |              |           |   |              |              |            |   |            |              | 317                      | H | Lipscomb         | 76 49        |
|                           |   |              |              |           |   |              |              |            |   |            |              | 318                      | H | North Dakota St. | 60 59        |
|                           |   |              |              |           |   |              |              |            |   |            |              | 325                      | A | NJIT             | 56 47        |
|                           |   |              |              |           |   |              |              |            |   |            |              | 325                      | H | NJIT             | 74 48        |
|                           |   |              |              |           |   |              |              |            |   |            |              | 347                      | H | Florida A&M      | 69 44        |
| LAST 12 Division I GAMES: |   |              |              |           |   |              |              |            |   |            |              |                          |   |                  |              |
| 182                       | H | North Ala.   | 69 59        | 228       | A | Jacksonville | 69 56        | 317        | H | Lipscomb   | 76 49        | 325                      | H | NJIT             | 74 48        |
| 325                       | A | NJIT         | 56 47        | 70        | H | FGCU         | 40 <b>73</b> | 182        | A | North Ala. | 55 <b>71</b> | 268                      | A | North Florida    | 57 <b>71</b> |
| 228                       | H | Jacksonville | 54 46        | 217       | A | Liberty      | 68 56        | 317        | A | Lipscomb   | 80 65        |                          |   |                  |              |
| 217                       | A | Liberty      | 68 56        | 297       | H | Kennesaw St. | 76 69        |            |   |            |              |                          |   |                  |              |

Non-Div I Games: Central St. (OH) 81 51 Webber Int'l 80 52

Stetson

Loss, Non-Conf, S Site, H Home A Away N Neutral



Stony Brook

Through Games Of Feb. 26, 2019

|                   |          |           |                |            |             |               |      |      |       |           |
|-------------------|----------|-----------|----------------|------------|-------------|---------------|------|------|-------|-----------|
| Average RPI Win:  | 274      | WON-LOST  | WINNING        | LAST 10    | STRENGTH OF | OPP. STRENGTH | TEAM | ADJ. | CONF. | ADJ CONF. |
| Average RPI Loss: | 100      | RECORD    | PCT. RANK      | GAMES      | SCHEDULE    | OF SCHEDULE   | RPI  | RPI  | RPI   | RPI       |
| DIV. I ONLY       | 19- 7    | 58        | 0- 1           | 311        | 256         | 152           | 152  | 23   | 23    |           |
| DIV. I NON-CONF.  | 10- 2    | 37        | 0- 0           | 305        | 267         | 95            | 95   | 25   | 25    |           |
| TOTALS            | RPI 1-25 | RPI 26-50 | W-L RECORDS    | RPI 51-100 | RPI 101-150 | RPI 150+      |      |      |       |           |
| 19- 7             | 0- 0     | 0- 1      | OVERALL        | 0- 3       | 1- 2        | 18- 1         |      |      |       |           |
| 10- 3             | 0- 0     | 0- 0      | HOME           | 0- 1       | 0- 1        | 10- 1         |      |      |       |           |
| 9- 4              | 0- 0     | 0- 1      | AWAY           | 0- 2       | 1- 1        | 8- 0          |      |      |       |           |
| 0- 0              | 0- 0     | 0- 0      | NEUTRAL        | 0- 0       | 0- 0        | 0- 0          |      |      |       |           |
| 10- 2             | 0- 0     | 0- 1      | NON-CONFERENCE | 0- 1       | 1- 0        | 9- 0          |      |      |       |           |
| 6- 0              | 0- 0     | 0- 0      | HOME           | 0- 0       | 0- 0        | 6- 0          |      |      |       |           |
| 4- 2              | 0- 0     | 0- 1      | AWAY           | 0- 1       | 1- 0        | 3- 0          |      |      |       |           |
| 0- 0              | 0- 0     | 0- 0      | NEUTRAL        | 0- 0       | 0- 0        | 0- 0          |      |      |       |           |
| 9- 5              | 0- 0     | 0- 0      | CONFERENCE     | 0- 2       | 0- 2        | 9- 1          |      |      |       |           |
| 4- 3              | 0- 0     | 0- 0      | HOME           | 0- 1       | 0- 1        | 4- 1          |      |      |       |           |
| 5- 2              | 0- 0     | 0- 0      | AWAY           | 0- 1       | 0- 1        | 5- 0          |      |      |       |           |
| 0- 0              | 0- 0     | 0- 0      | NEUTRAL        | 0- 0       | 0- 0        | 0- 0          |      |      |       |           |

| RPI 1-25                  |   |          | RPI 26-50 |     |   | RPI 51-100    |       |     | RPI 101+ |               |       | Team's RPI: 152 |   |                      |       |
|---------------------------|---|----------|-----------|-----|---|---------------|-------|-----|----------|---------------|-------|-----------------|---|----------------------|-------|
| RPI                       | S | Opponent | Score     | RPI | S | Opponent      | Score | RPI | S        | Opponent      | Score |                 |   |                      |       |
|                           |   |          |           | 27  | A | Rutgers       | 47 61 | 58  | A        | Maine         | 61 71 | 113             | A | Hartford             | 62 73 |
|                           |   |          |           |     |   |               |       | 58  | H        | Maine         | 54 68 | 113             | H | Hartford             | 36 64 |
|                           |   |          |           |     |   |               |       | 80  | A        | Toledo        | 48 80 | 126             | A | Penn St.             | 81 70 |
|                           |   |          |           |     |   |               |       |     |          |               |       | 215             | A | Sacred Heart         | 73 58 |
|                           |   |          |           |     |   |               |       |     |          |               |       | 221             | H | Hofstra              | 77 49 |
|                           |   |          |           |     |   |               |       |     |          |               |       | 222             | H | Cornell              | 63 61 |
|                           |   |          |           |     |   |               |       |     |          |               |       | 248             | A | Binghamton           | 65 56 |
|                           |   |          |           |     |   |               |       |     |          |               |       | 248             | H | Binghamton           | 68 53 |
|                           |   |          |           |     |   |               |       |     |          |               |       | 250             | A | Albany (NY)          | 68 52 |
|                           |   |          |           |     |   |               |       |     |          |               |       | 250             | H | Albany (NY)          | 49 54 |
|                           |   |          |           |     |   |               |       |     |          |               |       | 262             | H | St. Francis Brooklyn | 74 67 |
|                           |   |          |           |     |   |               |       |     |          |               |       | 280             | A | Vermont              | 67 61 |
|                           |   |          |           |     |   |               |       |     |          |               |       | 282             | A | Manhattan            | 79 48 |
|                           |   |          |           |     |   |               |       |     |          |               |       | 284             | H | Ga. Southern         | 72 43 |
|                           |   |          |           |     |   |               |       |     |          |               |       | 308             | A | New Hampshire        | 82 63 |
|                           |   |          |           |     |   |               |       |     |          |               |       | 308             | H | New Hampshire        | 67 37 |
|                           |   |          |           |     |   |               |       |     |          |               |       | 311             | H | Wagner               | 70 45 |
|                           |   |          |           |     |   |               |       |     |          |               |       | 312             | H | UMBC                 | 57 44 |
|                           |   |          |           |     |   |               |       |     |          |               |       | 324             | A | UMass Lowell         | 64 47 |
|                           |   |          |           |     |   |               |       |     |          |               |       | 324             | H | UMass Lowell         | 76 56 |
|                           |   |          |           |     |   |               |       |     |          |               |       | 331             | A | Iona                 | 53 51 |
|                           |   |          |           |     |   |               |       |     |          |               |       | 348             | H | Fairleigh Dickinson  | 63 49 |
| LAST 12 Division I GAMES: |   |          |           |     |   |               |       |     |          |               |       |                 |   |                      |       |
|                           |   |          |           | 58  | A | Maine         | 61 71 | 312 | H        | UMBC          | 57 44 |                 |   |                      |       |
|                           |   |          |           | 250 | A | Albany (NY)   | 68 52 | 280 | A        | Vermont       | 67 61 |                 |   |                      |       |
|                           |   |          |           | 308 | H | New Hampshire | 67 37 | 250 | H        | Albany (NY)   | 49 54 |                 |   |                      |       |
|                           |   |          |           | 324 | A | UMass Lowell  | 64 47 | 58  | H        | Maine         | 54 68 |                 |   |                      |       |
|                           |   |          |           | 248 | H | Binghamton    | 68 53 | 308 | A        | New Hampshire | 82 63 |                 |   |                      |       |
|                           |   |          |           | 113 | A | Hartford      | 62 73 | 248 | A        | Binghamton    | 65 56 |                 |   |                      |       |

Non-Div I Games: SUNY New Paltz 87 50

Stony Brook

Loss, Non-Conf, S Site, H Home A Away N Neutral

| Average RPI Win:  | 99       | WON-LOST  | WINNING        | LAST 10    | STRENGTH OF | OPP. STRENGTH | TEAM | ADJ. | CONF. | ADJ CONF. |
|-------------------|----------|-----------|----------------|------------|-------------|---------------|------|------|-------|-----------|
| Average RPI Loss: | 26       | RECORD    | PCT. RANK      | GAMES      | SCHEDULE    | OF SCHEDULE   | RPI  | RPI  | RPI   | RPI       |
| DIV. I ONLY       | 20- 7    | 50        | 0- 1           | 6          | 8           | 12            | 12   | 1    | 1     |           |
| DIV. I NON-CONF.  | 11- 2    | 32        | 0- 0           | 9          | 72          | 5             | 5    | 1    | 1     |           |
| TOTALS            | RPI 1-25 | RPI 26-50 | W-L RECORDS    | RPI 51-100 | RPI 101-150 | RPI 150+      |      |      |       |           |
| 20- 7             | 3- 5     | 3- 1      | OVERALL        | 5- 0       | 6- 1        | 3- 0          |      |      |       |           |
| 11- 3             | 1- 3     | 1- 0      | HOME           | 2- 0       | 4- 0        | 3- 0          |      |      |       |           |
| 4- 4              | 0- 2     | 1- 1      | AWAY           | 2- 0       | 1- 1        | 0- 0          |      |      |       |           |
| 5- 0              | 2- 0     | 1- 0      | NEUTRAL        | 1- 0       | 1- 0        | 0- 0          |      |      |       |           |
| 11- 2             | 3- 1     | 1- 0      | NON-CONFERENCE | 2- 0       | 2- 1        | 3- 0          |      |      |       |           |
| 6- 0              | 1- 0     | 0- 0      | HOME           | 1- 0       | 1- 0        | 3- 0          |      |      |       |           |
| 0- 2              | 0- 1     | 0- 0      | AWAY           | 0- 0       | 0- 1        | 0- 0          |      |      |       |           |
| 5- 0              | 2- 0     | 1- 0      | NEUTRAL        | 1- 0       | 1- 0        | 0- 0          |      |      |       |           |
| 9- 5              | 0- 4     | 2- 1      | CONFERENCE     | 3- 0       | 4- 0        | 0- 0          |      |      |       |           |
| 5- 3              | 0- 3     | 1- 0      | HOME           | 1- 0       | 3- 0        | 0- 0          |      |      |       |           |
| 4- 2              | 0- 1     | 1- 1      | AWAY           | 2- 0       | 1- 0        | 0- 0          |      |      |       |           |
| 0- 0              | 0- 0     | 0- 0      | NEUTRAL        | 0- 0       | 0- 0        | 0- 0          |      |      |       |           |

| RPI                       | S | Opponent       | Score | RPI | S | Opponent       | Score | RPI | S | Opponent      | Score | RPI | S | Opponent       | Score |
|---------------------------|---|----------------|-------|-----|---|----------------|-------|-----|---|---------------|-------|-----|---|----------------|-------|
| 1                         | H | Notre Dame     | 68 98 | 31  | H | North Carolina | 90 77 | 53  | H | Bucknell      | 70 56 | 106 | A | Minnesota      | 68 72 |
| 3                         | A | Louisville     | 51 76 | 37  | N | Kansas St.     | 70 61 | 60  | A | Virginia Tech | 75 73 | 107 | H | Towson         | 98 55 |
| 5                         | A | Oregon         | 73 75 | 40  | A | Georgia Tech   | 55 65 | 66  | N | Princeton     | 92 61 | 115 | H | Boston College | 96 69 |
| 8                         | H | NC State       | 73 77 | 41  | A | Clemson        | 84 75 | 84  | A | Duke          | 64 55 | 124 | A | Pittsburgh     | 82 50 |
| 15                        | N | UCF            | 57 52 |     |   |                |       | 98  | H | Virginia      | 72 68 | 124 | H | Pittsburgh     | 90 63 |
| 18                        | H | Miami (FL)     | 71 84 |     |   |                |       |     |   |               |       | 128 | H | Wake Forest    | 77 57 |
| 22                        | H | Texas A&M      | 75 65 |     |   |                |       |     |   |               |       | 143 | N | Duquesne       | 87 71 |
| 25                        | N | DePaul         | 83 81 |     |   |                |       |     |   |               |       | 193 | H | UMES           | 96 51 |
|                           |   |                |       |     |   |                |       |     |   |               |       | 252 | H | North Dakota   | 85 49 |
|                           |   |                |       |     |   |                |       |     |   |               |       | 261 | H | Niagara        | 94 45 |
| LAST 12 Division I GAMES: |   |                |       |     |   |                |       |     |   |               |       |     |   |                |       |
| 1                         | H | Notre Dame     | 68 98 | 98  | H | Virginia       | 72 68 |     |   |               |       |     |   |                |       |
| 124                       | H | Pittsburgh     | 90 63 | 84  | A | Duke           | 64 55 |     |   |               |       |     |   |                |       |
| 128                       | H | Wake Forest    | 77 57 | 18  | H | Miami (FL)     | 71 84 |     |   |               |       |     |   |                |       |
| 8                         | H | NC State       | 73 77 | 40  | A | Georgia Tech   | 55 65 |     |   |               |       |     |   |                |       |
| 115                       | H | Boston College | 96 69 | 124 | A | Pittsburgh     | 82 50 |     |   |               |       |     |   |                |       |
| 3                         | A | Louisville     | 51 76 | 31  | H | North Carolina | 90 77 |     |   |               |       |     |   |                |       |

Non-Div I Games:

Syracuse

■ Loss, 
■ Non-Conf, 
■ S Site, 
■ H Home 
■ A Away 
N Neutral

TCUTCU

TCU

Page 283

|                   |          |           |                |            |             |               |      |      |       |           |
|-------------------|----------|-----------|----------------|------------|-------------|---------------|------|------|-------|-----------|
| Average RPI Win:  | 222      | WON-LOST  | WINNING        | LAST 10    | STRENGTH OF | OPP. STRENGTH | TEAM | ADJ. | CONF. | ADJ CONF. |
| Average RPI Loss: | 86       | RECORD    | PCT. RANK      | GAMES      | SCHEDULE    | OF SCHEDULE   | RPI  | RPI  | RPI   | RPI       |
| DIV. I ONLY       | 9- 17    | 261       | 0- 1           | 57         | 84          | 161           | 161  | 9    | 9     |           |
| DIV. I NON-CONF.  | 4- 9     | 252       | 0- 0           | 144        | 84          | 207           | 207  | 8    | 8     |           |
| TOTALS            | RPI 1-25 | RPI 26-50 | W-L RECORDS    | RPI 51-100 | RPI 101-150 | RPI 150+      |      |      |       |           |
| 9- 17             | 0- 6     | 0- 0      | OVERALL        | 2- 5       | 0- 3        | 7- 3          |      |      |       |           |
| 6- 3              | 0- 1     | 0- 0      | HOME           | 2- 0       | 0- 1        | 4- 1          |      |      |       |           |
| 3- 13             | 0- 5     | 0- 0      | AWAY           | 0- 4       | 0- 2        | 3- 2          |      |      |       |           |
| 0- 1              | 0- 0     | 0- 0      | NEUTRAL        | 0- 1       | 0- 0        | 0- 0          |      |      |       |           |
| 4- 9              | 0- 3     | 0- 0      | NON-CONFERENCE | 0- 3       | 0- 2        | 4- 1          |      |      |       |           |
| 3- 0              | 0- 0     | 0- 0      | HOME           | 0- 0       | 0- 0        | 3- 0          |      |      |       |           |
| 1- 8              | 0- 3     | 0- 0      | AWAY           | 0- 2       | 0- 2        | 1- 1          |      |      |       |           |
| 0- 1              | 0- 0     | 0- 0      | NEUTRAL        | 0- 1       | 0- 0        | 0- 0          |      |      |       |           |
| 5- 8              | 0- 3     | 0- 0      | CONFERENCE     | 2- 2       | 0- 1        | 3- 2          |      |      |       |           |
| 3- 3              | 0- 1     | 0- 0      | HOME           | 2- 0       | 0- 1        | 1- 1          |      |      |       |           |
| 2- 5              | 0- 2     | 0- 0      | AWAY           | 0- 2       | 0- 0        | 2- 1          |      |      |       |           |
| 0- 0              | 0- 0     | 0- 0      | NEUTRAL        | 0- 0       | 0- 0        | 0- 0          |      |      |       |           |

| RPI                       | S | Opponent       | Score  | RPI | S | Opponent      | Score | RPI | S | Opponent   | Score | RPI | S | Opponent       | Score | Team's RPI: 161 |
|---------------------------|---|----------------|--------|-----|---|---------------|-------|-----|---|------------|-------|-----|---|----------------|-------|-----------------|
| 6                         | A | UConn          | 74 109 |     |   |               |       | 52  | A | Villanova  | 68 76 | 133 | H | South Fla.     | 53 63 |                 |
| 6                         | H | UConn          | 67 88  |     |   |               |       | 72  | A | Penn       | 62 71 | 136 | A | Marist         | 68 74 |                 |
| 15                        | A | UCF            | 54 62  |     |   |               |       | 76  | N | Radford    | 50 56 | 143 | A | Duquesne       | 53 54 |                 |
| 16                        | A | South Carolina | 60 88  |     |   |               |       | 82  | A | Cincinnati | 52 72 | 158 | A | Tulsa          | 75 61 |                 |
| 18                        | A | Miami (FL)     | 61 73  |     |   |               |       | 82  | H | Cincinnati | 78 70 | 166 | H | Tulane         | 57 66 |                 |
| 25                        | A | DePaul         | 88 102 |     |   |               |       | 91  | A | Houston    | 65 78 | 206 | A | Ole Miss       | 55 62 |                 |
|                           |   |                |        |     |   |               |       | 91  | H | Houston    | 76 65 | 211 | A | SMU            | 52 53 |                 |
|                           |   |                |        |     |   |               |       |     |   |            |       | 223 | H | East Carolina  | 84 62 |                 |
|                           |   |                |        |     |   |               |       |     |   |            |       | 230 | A | Saint Joseph's | 58 52 |                 |
|                           |   |                |        |     |   |               |       |     |   |            |       | 245 | A | Wichita St.    | 65 40 |                 |
|                           |   |                |        |     |   |               |       |     |   |            |       | 295 | H | La Salle       | 75 47 |                 |
|                           |   |                |        |     |   |               |       |     |   |            |       | 331 | H | Iona           | 59 39 |                 |
|                           |   |                |        |     |   |               |       |     |   |            |       | 343 | H | Delaware St.   | 75 61 |                 |
| LAST 12 Division I GAMES: |   |                |        |     |   |               |       |     |   |            |       |     |   |                |       |                 |
| 15                        | A | UCF            | 54 62  | 158 | A | Tulsa         | 75 61 |     |   |            |       |     |   |                |       |                 |
| 211                       | A | SMU            | 52 53  | 223 | H | East Carolina | 84 62 |     |   |            |       |     |   |                |       |                 |
| 82                        | H | Cincinnati     | 78 70  | 72  | A | Penn          | 62 71 |     |   |            |       |     |   |                |       |                 |
| 6                         | A | UConn          | 74 109 | 6   | H | UConn         | 67 88 |     |   |            |       |     |   |                |       |                 |
| 91                        | H | Houston        | 76 65  | 82  | A | Cincinnati    | 52 72 |     |   |            |       |     |   |                |       |                 |
| 245                       | A | Wichita St.    | 65 40  | 91  | A | Houston       | 65 78 |     |   |            |       |     |   |                |       |                 |

Non-Div I Games:

Temple

## Tennessee

Through Games Of Feb. 26, 2019

|                   |          |           |                |            |             |               |      |      |       |           |
|-------------------|----------|-----------|----------------|------------|-------------|---------------|------|------|-------|-----------|
| Average RPI Win:  | 150      | WON-LOST  | WINNING        | LAST 10    | STRENGTH OF | OPP. STRENGTH | TEAM | ADJ. | CONF. | ADJ CONF. |
| Average RPI Loss: | 43       | RECORD    | PCT. RANK      | GAMES      | SCHEDULE    | OF SCHEDULE   | RPI  | RPI  | RPI   | RPI       |
| DIV. I ONLY       | 17- 10   | 100       | 1- 0           | 21         | 52          | 44            | 44   | 4    | 4     |           |
| DIV. I NON-CONF.  | 11- 2    | 32        | 1- 0           | 49         | 77          | 29            | 29   | 5    | 5     |           |
| TOTALS            | RPI 1-25 | RPI 26-50 | W-L RECORDS    | RPI 51-100 | RPI 101-150 | RPI 150+      |      |      |       |           |
| 17- 10            | 0- 6     | 5- 1      | OVERALL        | 2- 2       | 2- 1        | 8- 0          |      |      |       |           |
| 10- 6             | 0- 4     | 1- 1      | HOME           | 2- 1       | 0- 0        | 7- 0          |      |      |       |           |
| 5- 4              | 0- 2     | 3- 0      | AWAY           | 0- 1       | 1- 1        | 1- 0          |      |      |       |           |
| 2- 0              | 0- 0     | 1- 0      | NEUTRAL        | 0- 0       | 1- 0        | 0- 0          |      |      |       |           |
| 11- 2             | 0- 2     | 2- 0      | NON-CONFERENCE | 1- 0       | 2- 0        | 6- 0          |      |      |       |           |
| 7- 2              | 0- 2     | 0- 0      | HOME           | 1- 0       | 0- 0        | 6- 0          |      |      |       |           |
| 2- 0              | 0- 0     | 1- 0      | AWAY           | 0- 0       | 1- 0        | 0- 0          |      |      |       |           |
| 2- 0              | 0- 0     | 1- 0      | NEUTRAL        | 0- 0       | 1- 0        | 0- 0          |      |      |       |           |
| 6- 8              | 0- 4     | 3- 1      | CONFERENCE     | 1- 2       | 0- 1        | 2- 0          |      |      |       |           |
| 3- 4              | 0- 2     | 1- 1      | HOME           | 1- 1       | 0- 0        | 1- 0          |      |      |       |           |
| 3- 4              | 0- 2     | 2- 0      | AWAY           | 0- 1       | 0- 1        | 1- 0          |      |      |       |           |
| 0- 0              | 0- 0     | 0- 0      | NEUTRAL        | 0- 0       | 0- 0        | 0- 0          |      |      |       |           |

| RPI 1-25 |   |                 |       | RPI 26-50 |   |          |       | Team's RPI: 44 |   |          |       | RPI 51-100 |   |               |       | RPI 101+ |   |          |       |
|----------|---|-----------------|-------|-----------|---|----------|-------|----------------|---|----------|-------|------------|---|---------------|-------|----------|---|----------|-------|
| RPI      | S | Opponent        | Score | RPI       | S | Opponent | Score | RPI            | S | Opponent | Score | RPI        | S | Opponent      | Score | RPI      | S | Opponent | Score |
| 1        | H | Notre Dame      | 62 77 | 26        | A | Texas    | 88 82 | 61             | H | Belmont  | 84 76 | 103        | N | UAB           | 73 69 |          |   |          |       |
| 4        | H | Stanford        | 85 95 | 30        | A | Missouri | 62 60 | 67             | H | LSU      | 74 65 | 127        | A | Oklahoma St.  | 76 63 |          |   |          |       |
| 9        | A | Mississippi St. | 63 91 | 30        | H | Missouri | 64 66 | 88             | H | Arkansas | 79 80 | 147        | A | Alabama       | 65 86 |          |   |          |       |
| 16       | H | South Carolina  | 67 82 | 41        | N | Clemson  | 78 66 | 97             | A | Georgia  | 62 66 | 186        | H | UNC Asheville | 73 46 |          |   |          |       |
| 17       | H | Kentucky        | 71 73 | 47        | A | Auburn   | 78 69 |                |   |          |       | 194        | H | Stetson       | 65 55 |          |   |          |       |
| 22       | A | Texas A&M       | 62 79 | 47        | H | Auburn   | 73 62 |                |   |          |       | 195        | A | Vanderbilt    | 82 65 |          |   |          |       |
|          |   |                 |       |           |   |          |       |                |   |          |       | 220        | H | Florida       | 67 50 |          |   |          |       |
|          |   |                 |       |           |   |          |       |                |   |          |       | 254        | H | ETSU          | 80 61 |          |   |          |       |
|          |   |                 |       |           |   |          |       |                |   |          |       | 267        | H | Murray St.    | 98 77 |          |   |          |       |
|          |   |                 |       |           |   |          |       |                |   |          |       | 330        | H | Presbyterian  | 97 49 |          |   |          |       |
|          |   |                 |       |           |   |          |       |                |   |          |       | 347        | H | Florida A&M   | 96 31 |          |   |          |       |
|          |   |                 |       |           |   |          |       |                |   |          |       |            |   |               |       |          |   |          |       |
|          |   |                 |       |           |   |          |       |                |   |          |       |            |   |               |       |          |   |          |       |
|          |   |                 |       |           |   |          |       |                |   |          |       |            |   |               |       |          |   |          |       |
|          |   |                 |       |           |   |          |       |                |   |          |       |            |   |               |       |          |   |          |       |
|          |   |                 |       |           |   |          |       |                |   |          |       |            |   |               |       |          |   |          |       |
|          |   |                 |       |           |   |          |       |                |   |          |       |            |   |               |       |          |   |          |       |
|          |   |                 |       |           |   |          |       |                |   |          |       |            |   |               |       |          |   |          |       |
|          |   |                 |       |           |   |          |       |                |   |          |       |            |   |               |       |          |   |          |       |
|          |   |                 |       |           |   |          |       |                |   |          |       |            |   |               |       |          |   |          |       |
|          |   |                 |       |           |   |          |       |                |   |          |       |            |   |               |       |          |   |          |       |
|          |   |                 |       |           |   |          |       |                |   |          |       |            |   |               |       |          |   |          |       |
|          |   |                 |       |           |   |          |       |                |   |          |       |            |   |               |       |          |   |          |       |
|          |   |                 |       |           |   |          |       |                |   |          |       |            |   |               |       |          |   |          |       |
|          |   |                 |       |           |   |          |       |                |   |          |       |            |   |               |       |          |   |          |       |
|          |   |                 |       |           |   |          |       |                |   |          |       |            |   |               |       |          |   |          |       |
|          |   |                 |       |           |   |          |       |                |   |          |       |            |   |               |       |          |   |          |       |
|          |   |                 |       |           |   |          |       |                |   |          |       |            |   |               |       |          |   |          |       |
|          |   |                 |       |           |   |          |       |                |   |          |       |            |   |               |       |          |   |          |       |
|          |   |                 |       |           |   |          |       |                |   |          |       |            |   |               |       |          |   |          |       |
|          |   |                 |       |           |   |          |       |                |   |          |       |            |   |               |       |          |   |          |       |
|          |   |                 |       |           |   |          |       |                |   |          |       |            |   |               |       |          |   |          |       |
|          |   |                 |       |           |   |          |       |                |   |          |       |            |   |               |       |          |   |          |       |
|          |   |                 |       |           |   |          |       |                |   |          |       |            |   |               |       |          |   |          |       |
|          |   |                 |       |           |   |          |       |                |   |          |       |            |   |               |       |          |   |          |       |
|          |   |                 |       |           |   |          |       |                |   |          |       |            |   |               |       |          |   |          |       |
|          |   |                 |       |           |   |          |       |                |   |          |       |            |   |               |       |          |   |          |       |
|          |   |                 |       |           |   |          |       |                |   |          |       |            |   |               |       |          |   |          |       |
|          |   |                 |       |           |   |          |       |                |   |          |       |            |   |               |       |          |   |          |       |
|          |   |                 |       |           |   |          |       |                |   |          |       |            |   |               |       |          |   |          |       |
|          |   |                 |       |           |   |          |       |                |   |          |       |            |   |               |       |          |   |          |       |
|          |   |                 |       |           |   |          |       |                |   |          |       |            |   |               |       |          |   |          |       |
|          |   |                 |       |           |   |          |       |                |   |          |       |            |   |               |       |          |   |          |       |
|          |   |                 |       |           |   |          |       |                |   |          |       |            |   |               |       |          |   |          |       |
|          |   |                 |       |           |   |          |       |                |   |          |       |            |   |               |       |          |   |          |       |
|          |   |                 |       |           |   |          |       |                |   |          |       |            |   |               |       |          |   |          |       |
|          |   |                 |       |           |   |          |       |                |   |          |       |            |   |               |       |          |   |          |       |
|          |   |                 |       |           |   |          |       |                |   |          |       |            |   |               |       |          |   |          |       |
|          |   |                 |       |           |   |          |       |                |   |          |       |            |   |               |       |          |   |          |       |
|          |   |                 |       |           |   |          |       |                |   |          |       |            |   |               |       |          |   |          |       |
|          |   |                 |       |           |   |          |       |                |   |          |       |            |   |               |       |          |   |          |       |
|          |   |                 |       |           |   |          |       |                |   |          |       |            |   |               |       |          |   |          |       |
|          |   |                 |       |           |   |          |       |                |   |          |       |            |   |               |       |          |   |          |       |
|          |   |                 |       |           |   |          |       |                |   |          |       |            |   |               |       |          |   |          |       |
|          |   |                 |       |           |   |          |       |                |   |          |       |            |   |               |       |          |   |          |       |
|          |   |                 |       |           |   |          |       |                |   |          |       |            |   |               |       |          |   |          |       |
|          |   |                 |       |           |   |          |       |                |   |          |       |            |   |               |       |          |   |          |       |
|          |   |                 |       |           |   |          |       |                |   |          |       |            |   |               |       |          |   |          |       |
|          |   |                 |       |           |   |          |       |                |   |          |       |            |   |               |       |          |   |          |       |
|          |   |                 |       |           |   |          |       |                |   |          |       |            |   |               |       |          |   |          |       |
|          |   |                 |       |           |   |          |       |                |   |          |       |            |   |               |       |          |   |          |       |
|          |   |                 |       |           |   |          |       |                |   |          |       |            |   |               |       |          |   |          |       |
|          |   |                 |       |           |   |          |       |                |   |          |       |            |   |               |       |          |   |          |       |
|          |   |                 |       |           |   |          |       |                |   |          |       |            |   |               |       |          |   |          |       |
|          |   |                 |       |           |   |          |       |                |   |          |       |            |   |               |       |          |   |          |       |
|          |   |                 |       |           |   |          |       |                |   |          |       |            |   |               |       |          |   |          |       |
|          |   |                 |       |           |   |          |       |                |   |          |       |            |   |               |       |          |   |          |       |
|          |   |                 |       |           |   |          |       |                |   |          |       |            |   |               |       |          |   |          |       |
|          |   |                 |       |           |   |          |       |                |   |          |       |            |   |               |       |          |   |          |       |
|          |   |                 |       |           |   |          |       |                |   |          |       |            |   |               |       |          |   |          |       |
|          |   |                 |       |           |   |          |       |                |   |          |       |            |   |               |       |          |   |          |       |
|          |   |                 |       |           |   |          |       |                |   |          |       |            |   |               |       |          |   |          |       |
|          |   |                 |       |           |   |          |       |                |   |          |       |            |   |               |       |          |   |          |       |
|          |   |                 |       |           |   |          |       |                |   |          |       |            |   |               |       |          |   |          |       |
|          |   |                 |       |           |   |          |       |                |   |          |       |            |   |               |       |          |   |          |       |
|          |   |                 |       |           |   |          |       |                |   |          |       |            |   |               |       |          |   |          |       |
|          |   |                 |       |           |   |          |       |                |   |          |       |            |   |               |       |          |   |          |       |
|          |   |                 |       |           |   |          |       |                |   |          |       |            |   |               |       |          |   |          |       |
|          |   |                 |       |           |   |          |       |                |   |          |       |            |   |               |       |          |   |          |       |
|          |   |                 |       |           |   |          |       |                |   |          |       |            |   |               |       |          |   |          |       |
|          |   |                 |       |           |   |          |       |                |   |          |       |            |   |               |       |          |   |          |       |
|          |   |                 |       |           |   |          |       |                |   |          |       |            |   |               |       |          |   |          |       |
|          |   |                 |       |           |   |          |       |                |   |          |       |            |   |               |       |          |   |          |       |
|          |   |                 |       |           |   |          |       |                |   |          |       |            |   |               |       |          |   |          |       |
|          |   |                 |       |           |   |          |       |                |   |          |       |            |   |               |       |          |   |          |       |
|          |   |                 |       |           |   |          |       |                |   |          |       |            |   |               |       |          |   |          |       |
|          |   |                 |       |           |   |          |       |                |   |          |       |            |   |               |       |          |   |          |       |
|          |   |                 |       |           |   |          |       |                |   |          |       |            |   |               |       |          |   |          |       |
|          |   |                 |       |           |   |          |       |                |   |          |       |            |   |               |       |          |   |          |       |
|          |   |                 |       |           |   |          |       |                |   |          |       |            |   |               |       |          |   |          |       |
|          |   |                 |       |           |   |          |       |                |   |          |       |            |   |               |       |          |   |          |       |
|          |   |                 |       |           |   |          |       |                |   |          |       |            |   |               |       |          |   |          |       |
|          |   |                 |       |           |   |          |       |                |   |          |       |            |   |               |       |          |   |          |       |
|          |   |                 |       |           |   |          |       |                |   |          |       |            |   |               |       |          |   |          |       |
|          |   |                 |       |           |   |          |       |                |   |          |       |            |   |               |       |          |   |          |       |
|          |   |                 |       |           |   |          |       |                |   |          |       |            |   |               |       |          |   |          |       |
|          |   |                 |       |           |   |          |       |                |   |          |       |            |   |               |       |          |   |          |       |
|          |   |                 |       |           |   |          |       |                |   |          |       |            |   |               |       |          |   |          |       |
|          |   |                 |       |           |   |          |       |                |   |          |       |            |   |               |       |          |   |          |       |
|          |   |                 |       |           |   |          |       |                |   |          |       |            |   |               |       |          |   |          |       |
|          |   |                 |       |           |   |          |       |                |   |          |       |            |   |               |       |          |   |          |       |
|          |   |                 |       |           |   |          |       |                |   |          |       |            |   |               |       |          |   |          |       |
|          |   |                 |       |           |   |          |       |                |   |          |       |            |   |               |       |          |   |          |       |
|          |   |                 |       |           |   |          |       |                |   |          |       |            |   |               |       |          |   |          |       |
|          |   |                 |       |           |   |          |       |                |   |          |       |            |   |               |       |          |   |          |       |
|          |   |                 |       |           |   |          |       |                |   |          |       |            |   |               |       |          |   |          |       |
|          |   |                 |       |           |   |          |       |                |   |          |       |            |   |               |       |          |   |          |       |
|          |   |                 |       |           |   |          |       |                |   |          |       |            |   |               |       |          |   |          |       |
|          |   |                 |       |           |   |          |       |                |   |          |       |            |   |               |       |          |   |          |       |
|          |   |                 |       |           |   |          |       |                |   |          |       |            |   |               |       |          |   |          |       |
|          |   |                 |       |           |   |          |       |                |   |          |       |            |   |               |       |          |   |          |       |
|          |   |                 |       |           |   |          |       |                |   |          |       |            |   |               |       |          |   |          |       |
|          |   |                 |       |           |   |          |       |                |   |          |       |            |   |               |       |          |   |          |       |
|          |   |                 |       |           |   |          |       |                |   |          |       |            |   |               |       |          |   |          |       |
|          |   |                 |       |           |   |          |       |                |   |          |       |            |   |               |       |          |   |          |       |
|          |   |                 |       |           |   |          |       |                |   |          |       |            |   |               |       |          |   |          |       |
|          |   |                 |       |           |   |          |       |                |   |          |       |            |   |               |       |          |   |          |       |
|          |   |                 |       |           |   |          |       |                |   |          |       |            |   |               |       |          |   |          |       |
|          |   |                 |       |           |   |          |       |                |   |          |       |            |   |               |       |          |   |          |       |
|          |   |                 |       |           |   |          |       |                |   |          |       |            |   |               |       |          |   |          |       |

Non-Div I Games:

Tennessee

■ Loss, 
■ Non-Conf, 
■ S Site, 
■ H Home 
■ A Away 
N Neutral

|                   |          |           |                |            |             |               |      |      |       |           |
|-------------------|----------|-----------|----------------|------------|-------------|---------------|------|------|-------|-----------|
| Average RPI Win:  | 290      | WON-LOST  | WINNING        | LAST 10    | STRENGTH OF | OPP. STRENGTH | TEAM | ADJ. | CONF. | ADJ CONF. |
| Average RPI Loss: | 155      | RECORD    | PCT. RANK      | GAMES      | SCHEDULE    | OF SCHEDULE   | RPI  | RPI  | RPI   | RPI       |
| DIV. I ONLY       | 5- 23    | 324       | 1- 0           | 175        | 189         | 298           | 298  | 22   | 22    |           |
| DIV. I NON-CONF.  | 0- 12    | 336       | 0- 0           | 174        | 69          | 334           | 334  | 22   | 22    |           |
| TOTALS            | RPI 1-25 | RPI 26-50 | W-L RECORDS    | RPI 51-100 | RPI 101-150 | RPI 150+      |      |      |       |           |
| 5- 23             | 0- 2     | 0- 0      | OVERALL        | 0- 4       | 0- 5        | 5- 12         |      |      |       |           |
| 3- 7              | 0- 0     | 0- 0      | HOME           | 0- 1       | 0- 3        | 3- 3          |      |      |       |           |
| 2- 13             | 0- 2     | 0- 0      | AWAY           | 0- 2       | 0- 1        | 2- 8          |      |      |       |           |
| 0- 3              | 0- 0     | 0- 0      | NEUTRAL        | 0- 1       | 0- 1        | 0- 1          |      |      |       |           |
| 0- 12             | 0- 2     | 0- 0      | NON-CONFERENCE | 0- 2       | 0- 2        | 0- 6          |      |      |       |           |
| 0- 1              | 0- 0     | 0- 0      | HOME           | 0- 0       | 0- 1        | 0- 0          |      |      |       |           |
| 0- 8              | 0- 2     | 0- 0      | AWAY           | 0- 1       | 0- 0        | 0- 5          |      |      |       |           |
| 0- 3              | 0- 0     | 0- 0      | NEUTRAL        | 0- 1       | 0- 1        | 0- 1          |      |      |       |           |
| 5- 11             | 0- 0     | 0- 0      | CONFERENCE     | 0- 2       | 0- 3        | 5- 6          |      |      |       |           |
| 3- 6              | 0- 0     | 0- 0      | HOME           | 0- 1       | 0- 2        | 3- 3          |      |      |       |           |
| 2- 5              | 0- 0     | 0- 0      | AWAY           | 0- 1       | 0- 1        | 2- 3          |      |      |       |           |
| 0- 0              | 0- 0     | 0- 0      | NEUTRAL        | 0- 0       | 0- 0        | 0- 0          |      |      |       |           |

| RPI 1-25                  |   |                  |        | RPI 26-50 |   |                   |       | RPI 51-100 |   |                |       | RPI 101+ Team's RPI: 298 |   |                   |       |
|---------------------------|---|------------------|--------|-----------|---|-------------------|-------|------------|---|----------------|-------|--------------------------|---|-------------------|-------|
| RPI                       | S | Opponent         | Score  | RPI       | S | Opponent          | Score | RPI        | S | Opponent       | Score | RPI                      | S | Opponent          | Score |
| 3                         | A | Louisville       | 52 107 |           |   |                   |       | 61         | A | Belmont        | 46 80 | 101                      | H | South Alabama     | 56 78 |
| 25                        | A | DePaul           | 73 95  |           |   |                   |       | 61         | H | Belmont        | 65 89 | 124                      | N | Pittsburgh        | 56 78 |
|                           |   |                  |        |           |   |                   |       | 88         | N | Arkansas       | 55 79 | 131                      | A | Morehead St.      | 55 71 |
|                           |   |                  |        |           |   |                   |       | 96         | A | Troy           | 67 92 | 131                      | H | Morehead St.      | 62 85 |
|                           |   |                  |        |           |   |                   |       |            |   |                |       | 132                      | H | UT Martin         | 61 73 |
|                           |   |                  |        |           |   |                   |       |            |   |                |       | 154                      | A | Tennessee Tech    | 65 76 |
|                           |   |                  |        |           |   |                   |       |            |   |                |       | 154                      | H | Tennessee Tech    | 59 69 |
|                           |   |                  |        |           |   |                   |       |            |   |                |       | 181                      | N | Wisconsin         | 53 58 |
|                           |   |                  |        |           |   |                   |       |            |   |                |       | 195                      | A | Vanderbilt        | 63 89 |
|                           |   |                  |        |           |   |                   |       |            |   |                |       | 201                      | A | Jacksonville St.  | 73 76 |
|                           |   |                  |        |           |   |                   |       |            |   |                |       | 201                      | H | Jacksonville St.  | 52 62 |
|                           |   |                  |        |           |   |                   |       |            |   |                |       | 202                      | A | Marshall          | 59 80 |
|                           |   |                  |        |           |   |                   |       |            |   |                |       | 212                      | A | Ball St.          | 51 90 |
|                           |   |                  |        |           |   |                   |       |            |   |                |       | 234                      | H | Southeast Mo. St. | 62 59 |
|                           |   |                  |        |           |   |                   |       |            |   |                |       | 240                      | H | SIUE              | 55 66 |
|                           |   |                  |        |           |   |                   |       |            |   |                |       | 260                      | A | Austin Peay       | 47 74 |
|                           |   |                  |        |           |   |                   |       |            |   |                |       | 267                      | A | Murray St.        | 65 61 |
|                           |   |                  |        |           |   |                   |       |            |   |                |       | 288                      | A | Alabama A&M       | 57 67 |
|                           |   |                  |        |           |   |                   |       |            |   |                |       | 294                      | H | Eastern Ill.      | 70 66 |
|                           |   |                  |        |           |   |                   |       |            |   |                |       | 317                      | A | Lipscomb          | 62 64 |
|                           |   |                  |        |           |   |                   |       |            |   |                |       | 327                      | A | Eastern Ky.       | 57 31 |
|                           |   |                  |        |           |   |                   |       |            |   |                |       | 327                      | H | Eastern Ky.       | 60 38 |
| LAST 12 Division I GAMES: |   |                  |        |           |   |                   |       |            |   |                |       |                          |   |                   |       |
| 294                       | H | Eastern Ill.     | 70 66  | 234       | H | Southeast Mo. St. | 62 59 | 132        | H | UT Martin      | 61 73 |                          |   |                   |       |
| 240                       | H | SIUE             | 55 66  | 267       | A | Murray St.        | 65 61 | 260        | A | Austin Peay    | 47 74 |                          |   |                   |       |
| 201                       | A | Jacksonville St. | 73 76  | 61        | A | Belmont           | 46 80 | 154        | A | Tennessee Tech | 65 76 |                          |   |                   |       |
| 61                        | H | Belmont          | 65 89  |           |   |                   |       |            |   |                |       |                          |   |                   |       |
| 327                       | A | Eastern Ky.      | 57 31  |           |   |                   |       |            |   |                |       |                          |   |                   |       |
| 131                       | A | Morehead St.     | 55 71  |           |   |                   |       |            |   |                |       |                          |   |                   |       |

Non-Div I Games:

Tennessee St.

■ Loss, 
■ Non-Conf, 
■ S Site, 
■ H Home 
■ A Away 
N Neutral

|                              |          |           |                |             |               |          |      |       |           |
|------------------------------|----------|-----------|----------------|-------------|---------------|----------|------|-------|-----------|
| Average RPI Win: <b>240</b>  | WON-LOST | WINNING   | LAST 10        | STRENGTH OF | OPP. STRENGTH | TEAM     | ADJ. | CONF. | ADJ CONF. |
| Average RPI Loss: <b>147</b> | RECORD   | PCT. RANK | GAMES          | SCHEDULE    | OF SCHEDULE   | RPI      | RPI  | RPI   | RPI       |
| DIV. I ONLY                  | 17- 8    | 74        | 0- 1           | 284         | 223           | 154      | 154  | 22    | 22        |
| DIV. I NON-CONF.             | 6- 3     | 91        | 0- 0           | 290         | 173           | 140      | 140  | 22    | 22        |
| TOTALS                       | RPI 1-25 | RPI 26-50 | W-L RECORDS    | RPI 51-100  | RPI 101-150   | RPI 150+ |      |       |           |
| 17- 8                        | 0- 0     | 0- 0      | OVERALL        | 2- 3        | 1- 2          | 14- 3    |      |       |           |
| 9- 3                         | 0- 0     | 0- 0      | HOME           | 1- 1        | 0- 1          | 8- 1     |      |       |           |
| 8- 4                         | 0- 0     | 0- 0      | AWAY           | 1- 1        | 1- 1          | 6- 2     |      |       |           |
| 0- 1                         | 0- 0     | 0- 0      | NEUTRAL        | 0- 1        | 0- 0          | 0- 0     |      |       |           |
| 6- 3                         | 0- 0     | 0- 0      | NON-CONFERENCE | 1- 2        | 0- 0          | 5- 1     |      |       |           |
| 3- 0                         | 0- 0     | 0- 0      | HOME           | 1- 0        | 0- 0          | 2- 0     |      |       |           |
| 3- 2                         | 0- 0     | 0- 0      | AWAY           | 0- 1        | 0- 0          | 3- 1     |      |       |           |
| 0- 1                         | 0- 0     | 0- 0      | NEUTRAL        | 0- 1        | 0- 0          | 0- 0     |      |       |           |
| 11- 5                        | 0- 0     | 0- 0      | CONFERENCE     | 1- 1        | 1- 2          | 9- 2     |      |       |           |
| 6- 3                         | 0- 0     | 0- 0      | HOME           | 0- 1        | 0- 1          | 6- 1     |      |       |           |
| 5- 2                         | 0- 0     | 0- 0      | AWAY           | 1- 0        | 1- 1          | 3- 1     |      |       |           |
| 0- 0                         | 0- 0     | 0- 0      | NEUTRAL        | 0- 0        | 0- 0          | 0- 0     |      |       |           |

| RPI 1-25                  |   |          | RPI 26-50 |     |   | RPI 51-100        |       |     | RPI 101+ |              |       | Team's RPI: 154 |   |                   |       |
|---------------------------|---|----------|-----------|-----|---|-------------------|-------|-----|----------|--------------|-------|-----------------|---|-------------------|-------|
| RPI                       | S | Opponent | Score     | RPI | S | Opponent          | Score | RPI | S        | Opponent     | Score | RPI             | S | Opponent          | Score |
|                           |   |          |           |     |   |                   |       | 61  | A        | Belmont      | 77 72 | 131             | A | Morehead St.      | 56 77 |
|                           |   |          |           |     |   |                   |       | 61  | H        | Belmont      | 67 99 | 131             | H | Morehead St.      | 70 73 |
|                           |   |          |           |     |   |                   |       | 62  | H        | Middle Tenn. | 68 64 | 132             | A | UT Martin         | 80 76 |
|                           |   |          |           |     |   |                   |       | 87  | N        | Old Dominion | 73 80 | 185             | A | Xavier            | 60 70 |
|                           |   |          |           |     |   |                   |       | 88  | A        | Arkansas     | 42 65 | 186             | H | UNC Asheville     | 60 53 |
|                           |   |          |           |     |   |                   |       |     |          |              |       | 201             | A | Jacksonville St.  | 66 49 |
|                           |   |          |           |     |   |                   |       |     |          |              |       | 201             | H | Jacksonville St.  | 62 59 |
|                           |   |          |           |     |   |                   |       |     |          |              |       | 234             | A | Southeast Mo. St. | 53 62 |
|                           |   |          |           |     |   |                   |       |     |          |              |       | 240             | H | SIUE              | 79 55 |
|                           |   |          |           |     |   |                   |       |     |          |              |       | 245             | A | Wichita St.       | 55 45 |
|                           |   |          |           |     |   |                   |       |     |          |              |       | 260             | H | Austin Peay       | 65 72 |
|                           |   |          |           |     |   |                   |       |     |          |              |       | 267             | H | Murray St.        | 74 65 |
|                           |   |          |           |     |   |                   |       |     |          |              |       | 293             | A | Charleston So.    | 77 55 |
|                           |   |          |           |     |   |                   |       |     |          |              |       | 294             | H | Eastern Ill.      | 99 88 |
|                           |   |          |           |     |   |                   |       |     |          |              |       | 298             | A | Tennessee St.     | 69 59 |
|                           |   |          |           |     |   |                   |       |     |          |              |       | 298             | H | Tennessee St.     | 76 65 |
|                           |   |          |           |     |   |                   |       |     |          |              |       | 317             | A | Lipscomb          | 67 52 |
|                           |   |          |           |     |   |                   |       |     |          |              |       | 327             | A | Eastern Ky.       | 81 68 |
|                           |   |          |           |     |   |                   |       |     |          |              |       | 327             | H | Eastern Ky.       | 77 57 |
|                           |   |          |           |     |   |                   |       |     |          |              |       | 339             | H | Western Caro.     | 77 58 |
| LAST 12 Division I GAMES: |   |          |           |     |   |                   |       |     |          |              |       |                 |   |                   |       |
|                           |   |          |           | 131 | H | Morehead St.      | 70 73 |     |          |              |       | 267             | H | Murray St.        | 74 65 |
|                           |   |          |           | 327 | H | Eastern Ky.       | 77 57 |     |          |              |       | 260             | H | Austin Peay       | 65 72 |
|                           |   |          |           | 61  | H | Belmont           | 67 99 |     |          |              |       | 327             | A | Eastern Ky.       | 81 68 |
|                           |   |          |           | 201 | H | Jacksonville St.  | 62 59 |     |          |              |       | 131             | A | Morehead St.      | 56 77 |
|                           |   |          |           | 132 | A | UT Martin         | 80 76 |     |          |              |       | 201             | A | Jacksonville St.  | 66 49 |
|                           |   |          |           | 234 | A | Southeast Mo. St. | 53 62 |     |          |              |       | 298             | H | Tennessee St.     | 76 65 |

Non-Div I Games: Tenn. Wesleyan 100 58 Cumberland (TN) 88 55

Tennessee Tech

■ Loss, 
 ■ Non-Conf, 
 ■ S Site, 
 ■ Home 
 ■ A Away 
 N Neutral

|                   |          |           |                |            |             |               |      |      |       |           |
|-------------------|----------|-----------|----------------|------------|-------------|---------------|------|------|-------|-----------|
| Average RPI Win:  | 148      | WON-LOST  | WINNING        | LAST 10    | STRENGTH OF | OPP. STRENGTH | TEAM | ADJ. | CONF. | ADJ CONF. |
| Average RPI Loss: | 29       | RECORD    | PCT. RANK      | GAMES      | SCHEDULE    | OF SCHEDULE   | RPI  | RPI  | RPI   | RPI       |
| DIV. I ONLY       | 21- 7    | 44        | 2- 0           | 38         | 47          | 26            | 26   | 3    | 3     |           |
| DIV. I NON-CONF.  | 10- 2    | 37        | 2- 0           | 100        | 179         | 48            | 48   | 3    | 3     |           |
| TOTALS            | RPI 1-25 | RPI 26-50 | W-L RECORDS    | RPI 51-100 | RPI 101-150 | RPI 150+      |      |      |       |           |
| 21- 7             | 1- 3     | 2- 3      | OVERALL        | 2- 1       | 10- 0       | 6- 0          |      |      |       |           |
| 10- 5             | 0- 2     | 1- 2      | HOME           | 0- 1       | 5- 0        | 4- 0          |      |      |       |           |
| 8- 2              | 1- 1     | 0- 1      | AWAY           | 1- 0       | 4- 0        | 2- 0          |      |      |       |           |
| 3- 0              | 0- 0     | 1- 0      | NEUTRAL        | 1- 0       | 1- 0        | 0- 0          |      |      |       |           |
| 10- 2             | 0- 1     | 1- 1      | NON-CONFERENCE | 1- 0       | 2- 0        | 6- 0          |      |      |       |           |
| 5- 2              | 0- 1     | 0- 1      | HOME           | 0- 0       | 1- 0        | 4- 0          |      |      |       |           |
| 2- 0              | 0- 0     | 0- 0      | AWAY           | 0- 0       | 0- 0        | 2- 0          |      |      |       |           |
| 3- 0              | 0- 0     | 1- 0      | NEUTRAL        | 1- 0       | 1- 0        | 0- 0          |      |      |       |           |
| 11- 5             | 1- 2     | 1- 2      | CONFERENCE     | 1- 1       | 8- 0        | 0- 0          |      |      |       |           |
| 5- 3              | 0- 1     | 1- 1      | HOME           | 0- 1       | 4- 0        | 0- 0          |      |      |       |           |
| 6- 2              | 1- 1     | 0- 1      | AWAY           | 1- 0       | 4- 0        | 0- 0          |      |      |       |           |
| 0- 0              | 0- 0     | 0- 0      | NEUTRAL        | 0- 0       | 0- 0        | 0- 0          |      |      |       |           |

| RPI                       | S | Opponent        | Score | RPI | S | Opponent     | Score | Team's RPI: 26 | RPI | S | Opponent      | Score | RPI | S | Opponent     | Score |
|---------------------------|---|-----------------|-------|-----|---|--------------|-------|----------------|-----|---|---------------|-------|-----|---|--------------|-------|
| 2                         | A | Baylor          | 35 64 | 37  | A | Kansas St.   | 69 87 |                | 51  | N | Quinnipiac    | 56 55 | 117 | N | Fordham      | 72 54 |
| 2                         | H | Baylor          | 68 74 | 37  | H | Kansas St.   | 60 69 |                | 71  | A | West Virginia | 70 58 | 127 | A | Oklahoma St. | 61 55 |
| 9                         | H | Mississippi St. | 49 67 | 44  | H | Tennessee    | 82 88 |                | 71  | H | West Virginia | 58 64 | 127 | H | Oklahoma St. | 60 51 |
| 11                        | A | Iowa St.        | 64 62 | 46  | N | Michigan     | 69 52 |                |     |   |               |       | 129 | A | Oklahoma     | 76 67 |
|                           |   |                 |       | 50  | H | TCU          | 73 67 |                |     |   |               |       | 129 | H | Oklahoma     | 73 63 |
| LAST 12 Division I GAMES: |   |                 |       |     |   |              |       |                |     |   |               |       |     |   |              |       |
|                           |   |                 |       | 117 | N | Fordham      | 72 54 |                | 140 | A | Kansas        | 91 73 |     |   |              |       |
|                           |   |                 |       | 46  | N | Michigan     | 69 52 |                | 2   | H | Baylor        | 68 74 |     |   |              |       |
|                           |   |                 |       | 2   | A | Baylor       | 35 64 |                | 129 | A | Oklahoma      | 76 67 |     |   |              |       |
|                           |   |                 |       | 141 | H | Texas Tech   | 81 57 |                | 71  | H | West Virginia | 58 64 |     |   |              |       |
|                           |   |                 |       | 37  | H | Kansas St.   | 60 69 |                | 141 | A | Texas Tech    | 78 71 |     |   |              |       |
|                           |   |                 |       | 127 | A | Oklahoma St. | 61 55 |                | 140 | H | Kansas        | 62 43 |     |   |              |       |

Non-Div I Games:

Texas

  Loss, 
  Non-Conf, 
  S Site, 
  H Home 
  A Away 
N Neutral



|                      |      |          |           |                |             |               |            |             |          |           |
|----------------------|------|----------|-----------|----------------|-------------|---------------|------------|-------------|----------|-----------|
| Average RPI Win: 131 |      | WON-LOST | WINNING   | LAST 10        | STRENGTH OF | OPP. STRENGTH | TEAM       | ADJ.        | CONF.    | ADJ CONF. |
| Average RPI Loss: 32 |      | RECORD   | PCT. RANK | GAMES          | SCHEDULE    | OF SCHEDULE   | RPI        | RPI         | RPI      | RPI       |
| DIV. I ONLY          |      | 21- 6    | 33        | 1- 0           | 34          | 51            | 22         | 22          | 4        | 4         |
| DIV. I NON-CONF.     |      | 11- 2    | 32        | 0- 0           | 29          | 103           | 16         | 16          | 5        | 5         |
| TOTALS               |      | RPI 1-25 | RPI 26-50 |                | W-L RECORDS |               | RPI 51-100 | RPI 101-150 | RPI 150+ |           |
| 21- 6                | 2- 3 | 4- 1     |           | OVERALL        |             | 4- 2          | 2- 0       |             | 9- 0     |           |
| 12- 3                | 1- 2 | 3- 0     |           | HOME           |             | 1- 1          | 1- 0       |             | 6- 0     |           |
| 7- 3                 | 0- 1 | 1- 1     |           | AWAY           |             | 3- 1          | 0- 0       |             | 3- 0     |           |
| 2- 0                 | 1- 0 | 0- 0     |           | NEUTRAL        |             | 0- 0          | 1- 0       |             | 0- 0     |           |
| 11- 2                | 1- 1 | 2- 0     |           | NON-CONFERENCE |             | 2- 1          | 1- 0       |             | 5- 0     |           |
| 7- 1                 | 0- 0 | 2- 0     |           | HOME           |             | 0- 1          | 0- 0       |             | 5- 0     |           |
| 2- 1                 | 0- 1 | 0- 0     |           | AWAY           |             | 2- 0          | 0- 0       |             | 0- 0     |           |
| 2- 0                 | 1- 0 | 0- 0     |           | NEUTRAL        |             | 0- 0          | 1- 0       |             | 0- 0     |           |
| 10- 4                | 1- 2 | 2- 1     |           | CONFERENCE     |             | 2- 1          | 1- 0       |             | 4- 0     |           |
| 5- 2                 | 1- 2 | 1- 0     |           | HOME           |             | 1- 0          | 1- 0       |             | 1- 0     |           |
| 5- 2                 | 0- 0 | 1- 1     |           | AWAY           |             | 1- 1          | 0- 0       |             | 3- 0     |           |
| 0- 0                 | 0- 0 | 0- 0     |           | NEUTRAL        |             | 0- 0          | 0- 0       |             | 0- 0     |           |

| RPI                       | S | Opponent        | Score | RPI | S | Opponent            | Score | RPI | S | Opponent         | Score | RPI | S | Opponent     | Score |
|---------------------------|---|-----------------|-------|-----|---|---------------------|-------|-----|---|------------------|-------|-----|---|--------------|-------|
| 9                         | H | Mississippi St. | 64 92 | 30  | A | Missouri            | 65 70 | 59  | H | Lamar University | 68 74 | 143 | N | UC Riverside | 70 63 |
| 12                        | A | Syracuse        | 65 75 | 35  | H | Rice                | 65 54 | 67  | A | LSU              | 52 63 | 147 | H | Alabama      | 70 43 |
| 16                        | H | South Carolina  | 57 60 | 44  | H | Tennessee           | 79 62 | 67  | H | LSU              | 59 55 | 175 | H | Arkansas St. | 97 56 |
| 17                        | H | Kentucky        | 73 71 | 47  | A | Auburn              | 69 67 | 68  | A | Little Rock      | 61 40 | 195 | A | Vanderbilt   | 50 43 |
| 21                        | N | Oregon St.      | 76 70 | 49  | H | Southern California | 71 51 | 91  | A | Houston          | 68 52 | 195 | H | Vanderbilt   | 69 53 |
|                           |   |                 |       |     |   |                     |       | 97  | A | Georgia          | 76 66 | 206 | A | Ole Miss     | 72 60 |
|                           |   |                 |       |     |   |                     |       |     |   |                  |       | 208 | H | Prairie View | 70 57 |
|                           |   |                 |       |     |   |                     |       |     |   |                  |       | 220 | A | Florida      | 80 62 |
|                           |   |                 |       |     |   |                     |       |     |   |                  |       | 225 | H | UTRGV        | 84 61 |
|                           |   |                 |       |     |   |                     |       |     |   |                  |       | 228 | H | Jacksonville | 73 53 |
|                           |   |                 |       |     |   |                     |       |     |   |                  |       | 279 | H | Central Ark. | 84 27 |
| LAST 12 Division I GAMES: |   |                 |       |     |   |                     |       |     |   |                  |       |     |   |              |       |
| 220                       | A | Florida         | 80 62 | 195 | H | Vanderbilt          | 69 53 |     |   |                  |       |     |   |              |       |
| 44                        | H | Tennessee       | 79 62 | 17  | H | Kentucky            | 73 71 |     |   |                  |       |     |   |              |       |
| 9                         | H | Mississippi St. | 64 92 | 47  | A | Auburn              | 69 67 |     |   |                  |       |     |   |              |       |
| 67                        | H | LSU             | 59 55 | 97  | A | Georgia             | 76 66 |     |   |                  |       |     |   |              |       |
| 30                        | A | Missouri        | 65 70 | 147 | H | Alabama             | 70 43 |     |   |                  |       |     |   |              |       |
| 206                       | A | Ole Miss        | 72 60 | 195 | A | Vanderbilt          | 50 43 |     |   |                  |       |     |   |              |       |

Non-Div I Games:

Texas A&amp;M

■ Loss, 
■ Non-Conf, S Site, 
■ Home 
■ Away 
N Neutral

|                   |          |           |                |            |             |               |      |      |       |           |
|-------------------|----------|-----------|----------------|------------|-------------|---------------|------|------|-------|-----------|
| Average RPI Win:  | 290      | WON-LOST  | WINNING        | LAST 10    | STRENGTH OF | OPP. STRENGTH | TEAM | ADJ. | CONF. | ADJ CONF. |
| Average RPI Loss: | 174      | RECORD    | PCT. RANK      | GAMES      | SCHEDULE    | OF SCHEDULE   | RPI  | RPI  | RPI   | RPI       |
| DIV. I ONLY       | 10- 13   | 214       | 1- 0           | 289        | 338         | 242           | 242  | 29   | 29    |           |
| DIV. I NON-CONF.  | 2- 7     | 288       | 0- 0           | 54         | 307         | 177           | 177  | 28   | 28    |           |
| TOTALS            | RPI 1-25 | RPI 26-50 | W-L RECORDS    | RPI 51-100 | RPI 101-150 | RPI 150+      |      |      |       |           |
| 10- 13            | 0- 0     | 0- 2      | OVERALL        | 0- 1       | 0- 1        | 10- 9         |      |      |       |           |
| 5- 2              | 0- 0     | 0- 0      | HOME           | 0- 0       | 0- 0        | 5- 2          |      |      |       |           |
| 5- 9              | 0- 0     | 0- 2      | AWAY           | 0- 1       | 0- 1        | 5- 5          |      |      |       |           |
| 0- 2              | 0- 0     | 0- 0      | NEUTRAL        | 0- 0       | 0- 0        | 0- 2          |      |      |       |           |
| 2- 7              | 0- 0     | 0- 2      | NON-CONFERENCE | 0- 1       | 0- 1        | 2- 3          |      |      |       |           |
| 0- 0              | 0- 0     | 0- 0      | HOME           | 0- 0       | 0- 0        | 0- 0          |      |      |       |           |
| 2- 5              | 0- 0     | 0- 2      | AWAY           | 0- 1       | 0- 1        | 2- 1          |      |      |       |           |
| 0- 2              | 0- 0     | 0- 0      | NEUTRAL        | 0- 0       | 0- 0        | 0- 2          |      |      |       |           |
| 8- 6              | 0- 0     | 0- 0      | CONFERENCE     | 0- 0       | 0- 0        | 8- 6          |      |      |       |           |
| 5- 2              | 0- 0     | 0- 0      | HOME           | 0- 0       | 0- 0        | 5- 2          |      |      |       |           |
| 3- 4              | 0- 0     | 0- 0      | AWAY           | 0- 0       | 0- 0        | 3- 4          |      |      |       |           |
| 0- 0              | 0- 0     | 0- 0      | NEUTRAL        | 0- 0       | 0- 0        | 0- 0          |      |      |       |           |

| RPI 1-25                  |   |          |       | RPI 26-50 |   |                  |       | RPI 51-100 |   |                  |       | RPI 101+ Team's RPI: 242 |   |                   |       |
|---------------------------|---|----------|-------|-----------|---|------------------|-------|------------|---|------------------|-------|--------------------------|---|-------------------|-------|
| RPI                       | S | Opponent | Score | RPI       | S | Opponent         | Score | RPI        | S | Opponent         | Score | RPI                      | S | Opponent          | Score |
|                           |   |          |       | 35        | A | Rice             | 71 76 | 79         | A | SFA              | 55 74 | 141                      | A | Texas Tech        | 55 75 |
|                           |   |          |       | 39        | A | Michigan St.     | 45 91 |            |   |                  |       | 164                      | N | Abilene Christian | 39 81 |
|                           |   |          |       |           |   |                  |       |            |   |                  |       | 166                      | A | Tulane            | 56 62 |
|                           |   |          |       |           |   |                  |       |            |   |                  |       | 173                      | N | Nicholls St.      | 57 58 |
|                           |   |          |       |           |   |                  |       |            |   |                  |       | 174                      | A | Southern U.       | 61 63 |
|                           |   |          |       |           |   |                  |       |            |   |                  |       | 205                      | A | Grambling         | 55 72 |
|                           |   |          |       |           |   |                  |       |            |   |                  |       | 205                      | H | Grambling         | 67 75 |
|                           |   |          |       |           |   |                  |       |            |   |                  |       | 208                      | A | Prairie View      | 52 44 |
|                           |   |          |       |           |   |                  |       |            |   |                  |       | 208                      | H | Prairie View      | 73 67 |
|                           |   |          |       |           |   |                  |       |            |   |                  |       | 225                      | A | UTRGV             | 69 55 |
|                           |   |          |       |           |   |                  |       |            |   |                  |       | 257                      | H | Alabama St.       | 51 58 |
|                           |   |          |       |           |   |                  |       |            |   |                  |       | 277                      | A | Jackson St.       | 64 73 |
|                           |   |          |       |           |   |                  |       |            |   |                  |       | 277                      | H | Jackson St.       | 76 67 |
|                           |   |          |       |           |   |                  |       |            |   |                  |       | 288                      | H | Alabama A&M       | 53 45 |
|                           |   |          |       |           |   |                  |       |            |   |                  |       | 329                      | A | Mississippi Val.  | 68 50 |
|                           |   |          |       |           |   |                  |       |            |   |                  |       | 329                      | H | Mississippi Val.  | 73 45 |
|                           |   |          |       |           |   |                  |       |            |   |                  |       | 345                      | A | Ark.-Pine Bluff   | 59 58 |
|                           |   |          |       |           |   |                  |       |            |   |                  |       | 345                      | H | Ark.-Pine Bluff   | 62 49 |
|                           |   |          |       |           |   |                  |       |            |   |                  |       | 349                      | A | Savannah St.      | 65 41 |
|                           |   |          |       |           |   |                  |       |            |   |                  |       | 351                      | A | Alcorn            | 52 53 |
| LAST 12 Division I GAMES: |   |          |       |           |   |                  |       |            |   |                  |       |                          |   |                   |       |
|                           |   |          |       | 329       | H | Mississippi Val. | 73 45 | 257        | H | Alabama St.      | 51 58 |                          |   |                   |       |
|                           |   |          |       | 345       | H | Ark.-Pine Bluff  | 62 49 | 329        | A | Mississippi Val. | 68 50 |                          |   |                   |       |
|                           |   |          |       | 277       | A | Jackson St.      | 64 73 | 345        | A | Ark.-Pine Bluff  | 59 58 |                          |   |                   |       |
|                           |   |          |       | 205       | A | Grambling        | 55 72 | 277        | H | Jackson St.      | 76 67 |                          |   |                   |       |
|                           |   |          |       | 208       | H | Prairie View     | 73 67 | 205        | H | Grambling        | 67 75 |                          |   |                   |       |
|                           |   |          |       | 288       | H | Alabama A&M      | 53 45 | 208        | A | Prairie View     | 52 44 |                          |   |                   |       |

Non-Div I Games:      Huston-Tillotson    72    36      Paul Quinn      83    54

Texas Southern

Loss, Non-Conf, S Site, H Home A Away N Neutral

|                   |          |           |                |            |             |               |      |      |       |           |
|-------------------|----------|-----------|----------------|------------|-------------|---------------|------|------|-------|-----------|
| Average RPI Win:  | 209      | WON-LOST  | WINNING        | LAST 10    | STRENGTH OF | OPP. STRENGTH | TEAM | ADJ. | CONF. | ADJ CONF. |
| Average RPI Loss: | 125      | RECORD    | PCT. RANK      | GAMES      | SCHEDULE    | OF SCHEDULE   | RPI  | RPI  | RPI   | RPI       |
| DIV. I ONLY       | 11- 14   | 211       | 0- 1           | 153        | 113         | 168           | 168  | 12   | 12    |           |
| DIV. I NON-CONF.  | 3- 7     | 256       | 0- 1           | 102        | 144         | 191           | 191  | 14   | 14    |           |
| TOTALS            | RPI 1-25 | RPI 26-50 | W-L RECORDS    | RPI 51-100 | RPI 101-150 | RPI 150+      |      |      |       |           |
| 11- 14            | 0- 0     | 0- 2      | OVERALL        | 1- 3       | 1- 5        | 9- 4          |      |      |       |           |
| 4- 5              | 0- 0     | 0- 0      | HOME           | 1- 0       | 0- 3        | 3- 2          |      |      |       |           |
| 7- 8              | 0- 0     | 0- 2      | AWAY           | 0- 2       | 1- 2        | 6- 2          |      |      |       |           |
| 0- 1              | 0- 0     | 0- 0      | NEUTRAL        | 0- 1       | 0- 0        | 0- 0          |      |      |       |           |
| 3- 7              | 0- 0     | 0- 2      | NON-CONFERENCE | 0- 1       | 0- 2        | 3- 2          |      |      |       |           |
| 1- 2              | 0- 0     | 0- 0      | HOME           | 0- 0       | 0- 1        | 1- 1          |      |      |       |           |
| 2- 4              | 0- 0     | 0- 2      | AWAY           | 0- 0       | 0- 1        | 2- 1          |      |      |       |           |
| 0- 1              | 0- 0     | 0- 0      | NEUTRAL        | 0- 1       | 0- 0        | 0- 0          |      |      |       |           |
| 8- 7              | 0- 0     | 0- 0      | CONFERENCE     | 1- 2       | 1- 3        | 6- 2          |      |      |       |           |
| 3- 3              | 0- 0     | 0- 0      | HOME           | 1- 0       | 0- 2        | 2- 1          |      |      |       |           |
| 5- 4              | 0- 0     | 0- 0      | AWAY           | 0- 2       | 1- 1        | 4- 1          |      |      |       |           |
| 0- 0              | 0- 0     | 0- 0      | NEUTRAL        | 0- 0       | 0- 0        | 0- 0          |      |      |       |           |

| RPI S                     | Opponent       | Score | RPI S | Opponent          | Score | RPI S | Opponent            | Score | RPI S | Opponent             | Score | Team's RPI: 168 |
|---------------------------|----------------|-------|-------|-------------------|-------|-------|---------------------|-------|-------|----------------------|-------|-----------------|
| 30                        | A Missouri     | 50 69 | 48    | A New Mexico      | 51 82 | 56    | N Saint Mary's (CA) | 62 89 | 127   | A Oklahoma St.       | 55 66 |                 |
|                           |                |       |       |                   |       | 68    | A Little Rock       | 47 62 | 134   | A Georgia St.        | 69 60 |                 |
|                           |                |       |       |                   |       | 68    | H Little Rock       | 50 48 | 134   | H Georgia St.        | 34 57 |                 |
|                           |                |       |       |                   |       | 94    | A UT Arlington      | 53 68 | 135   | H Montana St.        | 59 67 |                 |
|                           |                |       |       |                   |       |       |                     |       | 142   | A Appalachian St.    | 56 77 |                 |
|                           |                |       |       |                   |       |       |                     |       | 142   | H Appalachian St.    | 49 62 |                 |
|                           |                |       |       |                   |       |       |                     |       | 163   | A Coastal Caro.      | 70 77 |                 |
|                           |                |       |       |                   |       |       |                     |       | 163   | H Coastal Caro.      | 73 58 |                 |
|                           |                |       |       |                   |       |       |                     |       | 166   | A Tulane             | 61 67 |                 |
|                           |                |       |       |                   |       |       |                     |       | 167   | H Oral Roberts       | 64 81 |                 |
|                           |                |       |       |                   |       |       |                     |       | 173   | H Nicholls St.       | 72 67 |                 |
|                           |                |       |       |                   |       |       |                     |       | 175   | A Arkansas St.       | 85 62 |                 |
|                           |                |       |       |                   |       |       |                     |       | 175   | H Arkansas St.       | 68 54 |                 |
|                           |                |       |       |                   |       |       |                     |       | 246   | A A&M-Corpus Christi | 60 53 |                 |
|                           |                |       |       |                   |       |       |                     |       | 258   | A Louisiana          | 71 65 |                 |
|                           |                |       |       |                   |       |       |                     |       | 284   | A Ga. Southern       | 64 52 |                 |
|                           |                |       |       |                   |       |       |                     |       | 284   | H Ga. Southern       | 55 65 |                 |
|                           |                |       |       |                   |       |       |                     |       | 305   | A UTSA               | 68 60 |                 |
|                           |                |       |       |                   |       |       |                     |       | 316   | A La.-Monroe         | 62 51 |                 |
| LAST 12 Division I GAMES: |                |       |       |                   |       |       |                     |       |       |                      |       |                 |
| 166                       | A Tulane       | 61 67 | 175   | H Arkansas St.    | 68 54 |       |                     |       |       |                      |       |                 |
| 135                       | H Montana St.  | 59 67 | 163   | A Coastal Caro.   | 70 77 |       |                     |       |       |                      |       |                 |
| 173                       | H Nicholls St. | 72 67 | 142   | A Appalachian St. | 56 77 |       |                     |       |       |                      |       |                 |
| 258                       | A Louisiana    | 71 65 | 94    | A UT Arlington    | 53 68 |       |                     |       |       |                      |       |                 |
| 316                       | A La.-Monroe   | 62 51 | 284   | H Ga. Southern    | 55 65 |       |                     |       |       |                      |       |                 |
| 68                        | H Little Rock  | 50 48 | 134   | H Georgia St.     | 34 57 |       |                     |       |       |                      |       |                 |

Non-Div I Games: UNKNOWN 92 39 Tex. A&amp;M Int'l 89 25

Texas St.

Loss, Non-Conf, S Site, H Home A Away N Neutral

|                   |          |           |                |            |             |               |      |      |       |           |
|-------------------|----------|-----------|----------------|------------|-------------|---------------|------|------|-------|-----------|
| Average RPI Win:  | 199      | WON-LOST  | WINNING        | LAST 10    | STRENGTH OF | OPP. STRENGTH | TEAM | ADJ. | CONF. | ADJ CONF. |
| Average RPI Loss: | 61       | RECORD    | PCT. RANK      | GAMES      | SCHEDULE    | OF SCHEDULE   | RPI  | RPI  | RPI   | RPI       |
| DIV. I ONLY       | 12- 15   | 205       | 0- 1           | 45         | 70          | 141           | 141  | 3    | 3     |           |
| DIV. I NON-CONF.  | 9- 2     | 43        | 0- 0           | 232        | 312         | 105           | 105  | 3    | 3     |           |
| TOTALS            | RPI 1-25 | RPI 26-50 | W-L RECORDS    | RPI 51-100 | RPI 101-150 | RPI 150+      |      |      |       |           |
| 12- 15            | 0- 4     | 0- 5      | OVERALL        | 1- 3       | 3- 2        | 8- 1          |      |      |       |           |
| 10- 7             | 0- 2     | 0- 3      | HOME           | 1- 2       | 2- 0        | 7- 0          |      |      |       |           |
| 2- 8              | 0- 2     | 0- 2      | AWAY           | 0- 1       | 1- 2        | 1- 1          |      |      |       |           |
| 0- 0              | 0- 0     | 0- 0      | NEUTRAL        | 0- 0       | 0- 0        | 0- 0          |      |      |       |           |
| 9- 2              | 0- 0     | 0- 0      | NON-CONFERENCE | 1- 1       | 0- 0        | 8- 1          |      |      |       |           |
| 8- 1              | 0- 0     | 0- 0      | HOME           | 1- 1       | 0- 0        | 7- 0          |      |      |       |           |
| 1- 1              | 0- 0     | 0- 0      | AWAY           | 0- 0       | 0- 0        | 1- 1          |      |      |       |           |
| 0- 0              | 0- 0     | 0- 0      | NEUTRAL        | 0- 0       | 0- 0        | 0- 0          |      |      |       |           |
| 3- 13             | 0- 4     | 0- 5      | CONFERENCE     | 0- 2       | 3- 2        | 0- 0          |      |      |       |           |
| 2- 6              | 0- 2     | 0- 3      | HOME           | 0- 1       | 2- 0        | 0- 0          |      |      |       |           |
| 1- 7              | 0- 2     | 0- 2      | AWAY           | 0- 1       | 1- 2        | 0- 0          |      |      |       |           |
| 0- 0              | 0- 0     | 0- 0      | NEUTRAL        | 0- 0       | 0- 0        | 0- 0          |      |      |       |           |

| RPI                       | S | Opponent      | Score  | RPI | S | Opponent      | Score  | RPI | S | Opponent      | Score | RPI | S | Opponent           | Score  | Team's RPI: 141 |
|---------------------------|---|---------------|--------|-----|---|---------------|--------|-----|---|---------------|-------|-----|---|--------------------|--------|-----------------|
| 2                         | A | Baylor        | 37 96  | 26  | A | Texas         | 57 81  | 71  | A | West Virginia | 65 68 | 127 | A | Oklahoma St.       | 57 65  |                 |
| 2                         | H | Baylor        | 56 73  | 26  | H | Texas         | 71 78  | 71  | H | West Virginia | 72 75 | 127 | H | Oklahoma St.       | 90 78  |                 |
| 11                        | A | Iowa St.      | 66 105 | 37  | H | Kansas St.    | 62 66  | 79  | H | SFA           | 77 69 | 129 | A | Oklahoma           | 61 66  |                 |
| 11                        | H | Iowa St.      | 62 64  | 50  | A | TCU           | 70 78  | 89  | H | Idaho         | 77 88 | 140 | A | Kansas             | 75 71  |                 |
|                           |   |               |        | 50  | H | TCU           | 63 70  |     |   |               |       | 140 | H | Kansas             | 69 66  |                 |
|                           |   |               |        |     |   |               |        |     |   |               |       | 164 | H | Abilene Christian  | 105 54 |                 |
|                           |   |               |        |     |   |               |        |     |   |               |       | 174 | H | Southern U.        | 76 58  |                 |
|                           |   |               |        |     |   |               |        |     |   |               |       | 201 | H | Jacksonville St.   | 71 58  |                 |
|                           |   |               |        |     |   |               |        |     |   |               |       | 219 | A | Nevada             | 86 67  |                 |
|                           |   |               |        |     |   |               |        |     |   |               |       | 220 | A | Florida            | 67 72  |                 |
|                           |   |               |        |     |   |               |        |     |   |               |       | 242 | H | Texas Southern     | 75 55  |                 |
|                           |   |               |        |     |   |               |        |     |   |               |       | 246 | H | A&M-Corpus Christi | 78 61  |                 |
|                           |   |               |        |     |   |               |        |     |   |               |       | 316 | H | La.-Monroe         | 86 42  |                 |
|                           |   |               |        |     |   |               |        |     |   |               |       | 341 | H | Houston Baptist    | 82 76  |                 |
| LAST 12 Division I GAMES: |   |               |        |     |   |               |        |     |   |               |       |     |   |                    |        |                 |
| 11                        | H | Iowa St.      | 62 64  | 2   | A | Baylor        | 37 96  |     |   |               |       |     |   |                    |        |                 |
| 26                        | A | Texas         | 57 81  | 11  | A | Iowa St.      | 66 105 |     |   |               |       |     |   |                    |        |                 |
| 140                       | A | Kansas        | 75 71  | 26  | H | Texas         | 71 78  |     |   |               |       |     |   |                    |        |                 |
| 71                        | H | West Virginia | 72 75  | 71  | A | West Virginia | 65 68  |     |   |               |       |     |   |                    |        |                 |
| 127                       | H | Oklahoma St.  | 90 78  | 37  | H | Kansas St.    | 62 66  |     |   |               |       |     |   |                    |        |                 |
| 50                        | H | TCU           | 63 70  | 50  | A | TCU           | 70 78  |     |   |               |       |     |   |                    |        |                 |

Non-Div I Games:

Texas Tech

■ Loss, 
 ■ Non-Conf, S Site, 
 ■ Home 
 ■ Away 
 N Neutral

|                   |          |           |                |            |             |               |      |      |       |           |
|-------------------|----------|-----------|----------------|------------|-------------|---------------|------|------|-------|-----------|
| Average RPI Win:  | 201      | WON-LOST  | WINNING        | LAST 10    | STRENGTH OF | OPP. STRENGTH | TEAM | ADJ. | CONF. | ADJ CONF. |
| Average RPI Loss: | 71       | RECORD    | PCT. RANK      | GAMES      | SCHEDULE    | OF SCHEDULE   | RPI  | RPI  | RPI   | RPI       |
| DIV. I ONLY       | 16- 9    | 93        | 1- 0           | 106        | 101         | 80            | 80   | 7    | 7     |           |
| DIV. I NON-CONF.  | 8- 3     | 72        | 0- 0           | 173        | 187         | 74            | 74   | 9    | 9     |           |
| TOTALS            | RPI 1-25 | RPI 26-50 | W-L RECORDS    | RPI 51-100 | RPI 101-150 | RPI 150+      |      |      |       |           |
| 16- 9             | 1- 1     | 1- 3      | OVERALL        | 1- 3       | 1- 2        | 12- 0         |      |      |       |           |
| 9- 3              | 1- 1     | 1- 1      | HOME           | 0- 1       | 1- 0        | 6- 0          |      |      |       |           |
| 7- 6              | 0- 0     | 0- 2      | AWAY           | 1- 2       | 0- 2        | 6- 0          |      |      |       |           |
| 0- 0              | 0- 0     | 0- 0      | NEUTRAL        | 0- 0       | 0- 0        | 0- 0          |      |      |       |           |
| 8- 3              | 0- 1     | 0- 0      | NON-CONFERENCE | 1- 1       | 1- 1        | 6- 0          |      |      |       |           |
| 4- 1              | 0- 1     | 0- 0      | HOME           | 0- 0       | 1- 0        | 3- 0          |      |      |       |           |
| 4- 2              | 0- 0     | 0- 0      | AWAY           | 1- 1       | 0- 1        | 3- 0          |      |      |       |           |
| 0- 0              | 0- 0     | 0- 0      | NEUTRAL        | 0- 0       | 0- 0        | 0- 0          |      |      |       |           |
| 8- 6              | 1- 0     | 1- 3      | CONFERENCE     | 0- 2       | 0- 1        | 6- 0          |      |      |       |           |
| 5- 2              | 1- 0     | 1- 1      | HOME           | 0- 1       | 0- 0        | 3- 0          |      |      |       |           |
| 3- 4              | 0- 0     | 0- 2      | AWAY           | 0- 1       | 0- 1        | 3- 0          |      |      |       |           |
| 0- 0              | 0- 0     | 0- 0      | NEUTRAL        | 0- 0       | 0- 0        | 0- 0          |      |      |       |           |

| RPI 1-25                  |   |               |       | RPI 26-50 |   |               |       | RPI 51-100 Team's RPI: 80 |   |               |       | RPI 101+ |   |               |       |
|---------------------------|---|---------------|-------|-----------|---|---------------|-------|---------------------------|---|---------------|-------|----------|---|---------------|-------|
| RPI                       | S | Opponent      | Score | RPI       | S | Opponent      | Score | RPI                       | S | Opponent      | Score | RPI      | S | Opponent      | Score |
| 1                         | H | Notre Dame    | 56 72 | 32        | H | Ohio          | 76 50 | 58                        | A | Maine         | 59 73 | 122      | A | Dayton        | 49 70 |
| 23                        | H | Central Mich. | 62 59 | 42        | A | Miami (OH)    | 64 65 | 61                        | A | Belmont       | 78 69 | 143      | H | Duquesne      | 65 52 |
|                           |   |               |       | 42        | H | Miami (OH)    | 56 65 | 85                        | H | Kent St.      | 47 58 | 148      | A | Akron         | 64 70 |
|                           |   |               |       | 43        | A | Buffalo       | 63 73 | 99                        | A | Northern Ill. | 52 54 | 152      | H | Stony Brook   | 80 48 |
|                           |   |               |       |           |   |               |       |                           |   |               |       | 204      | H | Eastern Mich. | 63 43 |
|                           |   |               |       |           |   |               |       |                           |   |               |       | 210      | A | Memphis       | 58 48 |
|                           |   |               |       |           |   |               |       |                           |   |               |       | 212      | A | Ball St.      | 63 62 |
|                           |   |               |       |           |   |               |       |                           |   |               |       | 212      | H | Ball St.      | 65 58 |
|                           |   |               |       |           |   |               |       |                           |   |               |       | 218      | A | Bowling Green | 79 65 |
|                           |   |               |       |           |   |               |       |                           |   |               |       | 218      | H | Bowling Green | 76 56 |
|                           |   |               |       |           |   |               |       |                           |   |               |       | 269      | A | Western Mich. | 80 57 |
|                           |   |               |       |           |   |               |       |                           |   |               |       | 283      | A | Cleveland St. | 65 60 |
|                           |   |               |       |           |   |               |       |                           |   |               |       | 314      | A | Valparaiso    | 65 59 |
|                           |   |               |       |           |   |               |       |                           |   |               |       | 331      | H | Iona          | 84 38 |
|                           |   |               |       |           |   |               |       |                           |   |               |       | 333      | H | Detroit Mercy | 77 60 |
| LAST 12 Division I GAMES: |   |               |       |           |   |               |       |                           |   |               |       |          |   |               |       |
| 212                       | A | Ball St.      | 63 62 | 218       | H | Bowling Green | 76 56 |                           |   |               |       |          |   |               |       |
| 42                        | H | Miami (OH)    | 56 65 | 148       | A | Akron         | 64 70 |                           |   |               |       |          |   |               |       |
| 99                        | A | Northern Ill. | 52 54 | 23        | H | Central Mich. | 62 59 |                           |   |               |       |          |   |               |       |
| 32                        | H | Ohio          | 76 50 | 218       | A | Bowling Green | 79 65 |                           |   |               |       |          |   |               |       |
| 204                       | H | Eastern Mich. | 63 43 | 269       | A | Western Mich. | 80 57 |                           |   |               |       |          |   |               |       |
| 43                        | A | Buffalo       | 63 73 | 85        | H | Kent St.      | 47 58 |                           |   |               |       |          |   |               |       |

Non-Div I Games:

Toledo

■ Loss, 
 ■ Non-Conf, 
 ■ S Site, 
 ■ H Home 
 ■ A Away 
 N Neutral

|                              |          |           |                |             |               |          |      |       |           |
|------------------------------|----------|-----------|----------------|-------------|---------------|----------|------|-------|-----------|
| Average RPI Win: <b>213</b>  | WON-LOST | WINNING   | LAST 10        | STRENGTH OF | OPP. STRENGTH | TEAM     | ADJ. | CONF. | ADJ CONF. |
| Average RPI Loss: <b>120</b> | RECORD   | PCT. RANK | GAMES          | SCHEDULE    | OF SCHEDULE   | RPI      | RPI  | RPI   | RPI       |
| DIV. I ONLY                  | 17- 9    | 88        | 1- 0           | 241         | 105           | 107      | 107  | 10    | 10        |
| DIV. I NON-CONF.             | 6- 5     | 143       | 0- 0           | 297         | 137           | 165      | 165  | 10    | 10        |
| TOTALS                       | RPI 1-25 | RPI 26-50 | W-L RECORDS    | RPI 51-100  | RPI 101-150   | RPI 150+ |      |       |           |
| 17- 9                        | 0- 1     | 0- 1      | OVERALL        | 1- 1        | 3- 3          | 13- 3    |      |       |           |
| 8- 1                         | 0- 0     | 0- 0      | HOME           | 0- 0        | 2- 0          | 6- 1     |      |       |           |
| 9- 8                         | 0- 1     | 0- 1      | AWAY           | 1- 1        | 1- 3          | 7- 2     |      |       |           |
| 0- 0                         | 0- 0     | 0- 0      | NEUTRAL        | 0- 0        | 0- 0          | 0- 0     |      |       |           |
| 6- 5                         | 0- 1     | 0- 0      | NON-CONFERENCE | 0- 1        | 0- 1          | 6- 2     |      |       |           |
| 3- 0                         | 0- 0     | 0- 0      | HOME           | 0- 0        | 0- 0          | 3- 0     |      |       |           |
| 3- 5                         | 0- 1     | 0- 0      | AWAY           | 0- 1        | 0- 1          | 3- 2     |      |       |           |
| 0- 0                         | 0- 0     | 0- 0      | NEUTRAL        | 0- 0        | 0- 0          | 0- 0     |      |       |           |
| 11- 4                        | 0- 0     | 0- 1      | CONFERENCE     | 1- 0        | 3- 2          | 7- 1     |      |       |           |
| 5- 1                         | 0- 0     | 0- 0      | HOME           | 0- 0        | 2- 0          | 3- 1     |      |       |           |
| 6- 3                         | 0- 0     | 0- 1      | AWAY           | 1- 0        | 1- 2          | 4- 0     |      |       |           |
| 0- 0                         | 0- 0     | 0- 0      | NEUTRAL        | 0- 0        | 0- 0          | 0- 0     |      |       |           |

| RPI 1-25                  |   |                    |              | RPI 26-50 |   |                    |              | RPI 51-100 |   |                |              | RPI 101+ Team's RPI: 107 |   |                    |              |
|---------------------------|---|--------------------|--------------|-----------|---|--------------------|--------------|------------|---|----------------|--------------|--------------------------|---|--------------------|--------------|
| RPI                       | S | Opponent           | Score        | RPI       | S | Opponent           | Score        | RPI        | S | Opponent       | Score        | RPI                      | S | Opponent           | Score        |
| 12                        | A | Syracuse           | 55 <b>98</b> | 36        | A | James Madison      | 59 <b>71</b> | 65         | A | Drexel         | 55 54        | 114                      | A | Northeastern       | 68 <b>77</b> |
|                           |   |                    |              |           |   |                    |              | 71         | A | West Virginia  | 43 <b>90</b> | 114                      | H | Northeastern       | 88 83        |
|                           |   |                    |              |           |   |                    |              |            |   |                |              | 120                      | A | UNCW               | 73 <b>77</b> |
|                           |   |                    |              |           |   |                    |              |            |   |                |              | 120                      | H | UNCW               | 82 61        |
|                           |   |                    |              |           |   |                    |              |            |   |                |              | 128                      | A | Wake Forest        | 53 <b>60</b> |
|                           |   |                    |              |           |   |                    |              |            |   |                |              | 149                      | A | Delaware           | 56 48        |
|                           |   |                    |              |           |   |                    |              |            |   |                |              | 170                      | A | William & Mary     | 82 75        |
|                           |   |                    |              |           |   |                    |              |            |   |                |              | 170                      | H | William & Mary     | 69 <b>80</b> |
|                           |   |                    |              |           |   |                    |              |            |   |                |              | 191                      | A | George Washington  | 63 <b>76</b> |
|                           |   |                    |              |           |   |                    |              |            |   |                |              | 202                      | A | Marshall           | 76 69        |
|                           |   |                    |              |           |   |                    |              |            |   |                |              | 213                      | A | Elon               | 59 50        |
|                           |   |                    |              |           |   |                    |              |            |   |                |              | 213                      | H | Elon               | 59 58        |
|                           |   |                    |              |           |   |                    |              |            |   |                |              | 221                      | A | Hofstra            | 68 56        |
|                           |   |                    |              |           |   |                    |              |            |   |                |              | 221                      | H | Hofstra            | 92 68        |
|                           |   |                    |              |           |   |                    |              |            |   |                |              | 227                      | H | Massachusetts      | 78 53        |
|                           |   |                    |              |           |   |                    |              |            |   |                |              | 230                      | A | Saint Joseph's     | 73 52        |
|                           |   |                    |              |           |   |                    |              |            |   |                |              | 238                      | A | Mt. St. Mary's     | 78 <b>87</b> |
|                           |   |                    |              |           |   |                    |              |            |   |                |              | 287                      | A | Col. of Charleston | 77 61        |
|                           |   |                    |              |           |   |                    |              |            |   |                |              | 287                      | H | Col. of Charleston | 87 61        |
|                           |   |                    |              |           |   |                    |              |            |   |                |              | 295                      | H | La Salle           | 92 68        |
|                           |   |                    |              |           |   |                    |              |            |   |                |              | 296                      | H | Loyola Maryland    | 62 57        |
|                           |   |                    |              |           |   |                    |              |            |   |                |              | 312                      | A | UMBC               | 71 62        |
| LAST 12 Division I GAMES: |   |                    |              |           |   |                    |              |            |   |                |              |                          |   |                    |              |
| 213                       | A | Elon               | 59 50        | 36        | A | James Madison      | 59 <b>71</b> | 170        | H | William & Mary | 69 <b>80</b> |                          |   |                    |              |
| 170                       | A | William & Mary     | 82 75        | 213       | H | Elon               | 59 58        | 120        | A | UNCW           | 73 <b>77</b> |                          |   |                    |              |
| 287                       | H | Col. of Charleston | 87 61        | 287       | A | Col. of Charleston | 77 61        | 221        | H | Hofstra        | 92 68        |                          |   |                    |              |
| 120                       | H | UNCW               | 82 61        |           |   |                    |              |            |   |                |              |                          |   |                    |              |
| 114                       | A | Northeastern       | 68 <b>77</b> |           |   |                    |              |            |   |                |              |                          |   |                    |              |
| 221                       | A | Hofstra            | 68 56        |           |   |                    |              |            |   |                |              |                          |   |                    |              |

Non-Div I Games:

Towson

|                   |          |           |                |            |             |               |      |      |       |           |
|-------------------|----------|-----------|----------------|------------|-------------|---------------|------|------|-------|-----------|
| Average RPI Win:  | 221      | WON-LOST  | WINNING        | LAST 10    | STRENGTH OF | OPP. STRENGTH | TEAM | ADJ. | CONF. | ADJ CONF. |
| Average RPI Loss: | 87       | RECORD    | PCT. RANK      | GAMES      | SCHEDULE    | OF SCHEDULE   | RPI  | RPI  | RPI   | RPI       |
| DIV. I ONLY       | 18- 6    | 44        | 1- 0           | 234        | 126         | 96            | 96   | 12   | 12    |           |
| DIV. I NON-CONF.  | 8- 2     | 52        | 0- 0           | 304        | 176         | 116           | 116  | 14   | 14    |           |
| TOTALS            | RPI 1-25 | RPI 26-50 | W-L RECORDS    | RPI 51-100 | RPI 101-150 | RPI 150+      |      |      |       |           |
| 18- 6             | 0- 1     | 0- 0      | OVERALL        | 1- 2       | 2- 3        | 15- 0         |      |      |       |           |
| 9- 2              | 0- 0     | 0- 0      | HOME           | 1- 1       | 1- 1        | 7- 0          |      |      |       |           |
| 7- 4              | 0- 1     | 0- 0      | AWAY           | 0- 1       | 1- 2        | 6- 0          |      |      |       |           |
| 2- 0              | 0- 0     | 0- 0      | NEUTRAL        | 0- 0       | 0- 0        | 2- 0          |      |      |       |           |
| 8- 2              | 0- 1     | 0- 0      | NON-CONFERENCE | 0- 1       | 0- 0        | 8- 0          |      |      |       |           |
| 3- 1              | 0- 0     | 0- 0      | HOME           | 0- 1       | 0- 0        | 3- 0          |      |      |       |           |
| 3- 1              | 0- 1     | 0- 0      | AWAY           | 0- 0       | 0- 0        | 3- 0          |      |      |       |           |
| 2- 0              | 0- 0     | 0- 0      | NEUTRAL        | 0- 0       | 0- 0        | 2- 0          |      |      |       |           |
| 10- 4             | 0- 0     | 0- 0      | CONFERENCE     | 1- 1       | 2- 3        | 7- 0          |      |      |       |           |
| 6- 1              | 0- 0     | 0- 0      | HOME           | 1- 0       | 1- 1        | 4- 0          |      |      |       |           |
| 4- 3              | 0- 0     | 0- 0      | AWAY           | 0- 1       | 1- 2        | 3- 0          |      |      |       |           |
| 0- 0              | 0- 0     | 0- 0      | NEUTRAL        | 0- 0       | 0- 0        | 0- 0          |      |      |       |           |

| RPI 1-25                  |   |             |        | RPI 26-50 |   |               |        | RPI 51-100 |   |              |       | Team's RPI: 96 |     | RPI 101+     |                  |        |  |
|---------------------------|---|-------------|--------|-----------|---|---------------|--------|------------|---|--------------|-------|----------------|-----|--------------|------------------|--------|--|
| RPI                       | S | Opponent    | Score  | RPI       | S | Opponent      | Score  | RPI        | S | Opponent     | Score |                | RPI | S            | Opponent         | Score  |  |
| 20                        | A | Florida St. | 67 103 |           |   |               |        | 62         | H | Middle Tenn. | 64 67 |                | 101 | A            | South Alabama    | 77 80  |  |
|                           |   |             |        |           |   |               |        | 68         | A | Little Rock  | 72 76 |                | 101 | H            | South Alabama    | 66 58  |  |
|                           |   |             |        |           |   |               |        | 68         | H | Little Rock  | 71 66 |                | 134 | A            | Georgia St.      | 80 84  |  |
|                           |   |             |        |           |   |               |        |            |   |              |       |                | 134 | H            | Georgia St.      | 70 85  |  |
|                           |   |             |        |           |   |               |        |            |   |              |       |                | 142 | A            | Appalachian St.  | 83 72  |  |
|                           |   |             |        |           |   |               |        |            |   |              |       |                | 163 | A            | Coastal Caro.    | 82 81  |  |
|                           |   |             |        |           |   |               |        |            |   |              |       |                | 175 | A            | Arkansas St.     | 100 89 |  |
|                           |   |             |        |           |   |               |        |            |   |              |       |                | 175 | H            | Arkansas St.     | 87 79  |  |
|                           |   |             |        |           |   |               |        |            |   |              |       |                | 183 | N            | Sam Houston St.  | 84 79  |  |
|                           |   |             |        |           |   |               |        |            |   |              |       |                | 201 | A            | Jacksonville St. | 89 63  |  |
|                           |   |             |        |           |   |               |        |            |   |              |       |                | 206 | A            | Ole Miss         | 71 54  |  |
|                           |   |             |        |           |   |               |        |            |   |              |       |                | 254 | A            | ETSU             | 84 66  |  |
|                           |   |             |        |           |   |               |        |            |   |              |       |                | 257 | H            | Alabama St.      | 116 46 |  |
|                           |   |             |        |           |   |               |        |            |   |              |       |                | 258 | H            | Louisiana        | 90 64  |  |
|                           |   |             |        |           |   |               |        |            |   |              |       |                | 284 | A            | Ga. Southern     | 97 81  |  |
|                           |   |             |        |           |   |               |        |            |   |              |       |                | 284 | H            | Ga. Southern     | 100 78 |  |
|                           |   |             |        |           |   |               |        |            |   |              |       |                | 286 | H            | Samford          | 72 52  |  |
|                           |   |             |        |           |   |               |        |            |   |              |       |                | 298 | H            | Tennessee St.    | 92 67  |  |
|                           |   |             |        |           |   |               |        |            |   |              |       |                | 316 | H            | La.-Monroe       | 78 56  |  |
|                           |   |             |        |           |   |               |        |            |   |              |       |                | 329 | N            | Mississippi Val. | 75 54  |  |
| LAST 12 Division I GAMES: |   |             |        |           |   |               |        |            |   |              |       |                |     |              |                  |        |  |
|                           |   |             |        | 101       | H | South Alabama | 66 58  |            |   |              |       | 258            | H   | Louisiana    | 90 64            |        |  |
|                           |   |             |        | 284       | H | Ga. Southern  | 100 78 |            |   |              |       | 316            | H   | La.-Monroe   | 78 56            |        |  |
|                           |   |             |        | 134       | H | Georgia St.   | 70 85  |            |   |              |       | 134            | A   | Georgia St.  | 80 84            |        |  |
|                           |   |             |        | 175       | A | Arkansas St.  | 100 89 |            |   |              |       | 284            | A   | Ga. Southern | 97 81            |        |  |
|                           |   |             |        | 68        | A | Little Rock   | 72 76  |            |   |              |       | 175            | H   | Arkansas St. | 87 79            |        |  |
|                           |   |             |        | 101       | A | South Alabama | 77 80  |            |   |              |       | 68             | H   | Little Rock  | 71 66            |        |  |

Non-Div I Games: Talladega 91 70

Troy

## Tulane

Through Games Of Feb. 26, 2019

| Average RPI Win:  | 184      | WON-LOST  | WINNING        | LAST 10    | STRENGTH OF | OPP. STRENGTH | TEAM | ADJ. | CONF. | ADJ CONF. |
|-------------------|----------|-----------|----------------|------------|-------------|---------------|------|------|-------|-----------|
| Average RPI Loss: | 140      | RECORD    | PCT. RANK      | GAMES      | SCHEDULE    | OF SCHEDULE   | RPI  | RPI  | RPI   | RPI       |
| DIV. I ONLY       | 15- 12   | 145       | 1- 0           | 190        | 91          | 166           | 166  | 9    | 9     |           |
| DIV. I NON-CONF.  | 10- 3    | 59        | 1- 0           | 220        | 109         | 97            | 97   | 8    | 8     |           |
| TOTALS            | RPI 1-25 | RPI 26-50 | W-L RECORDS    | RPI 51-100 | RPI 101-150 | RPI 150+      |      |      |       |           |
| 15- 12            | 2- 1     | 0- 1      | OVERALL        | 1- 2       | 0- 3        | 12- 5         |      |      |       |           |
| 8- 6              | 1- 1     | 0- 0      | HOME           | 0- 1       | 0- 1        | 7- 3          |      |      |       |           |
| 4- 5              | 0- 0     | 0- 0      | AWAY           | 1- 1       | 0- 2        | 3- 2          |      |      |       |           |
| 3- 1              | 1- 0     | 0- 1      | NEUTRAL        | 0- 0       | 0- 0        | 2- 0          |      |      |       |           |
| 10- 3             | 1- 0     | 0- 1      | NON-CONFERENCE | 1- 1       | 0- 1        | 8- 0          |      |      |       |           |
| 6- 1              | 0- 0     | 0- 0      | HOME           | 0- 1       | 0- 0        | 6- 0          |      |      |       |           |
| 1- 1              | 0- 0     | 0- 0      | AWAY           | 1- 0       | 0- 1        | 0- 0          |      |      |       |           |
| 3- 1              | 1- 0     | 0- 1      | NEUTRAL        | 0- 0       | 0- 0        | 2- 0          |      |      |       |           |
| 5- 9              | 1- 1     | 0- 0      | CONFERENCE     | 0- 1       | 0- 2        | 4- 5          |      |      |       |           |
| 2- 5              | 1- 1     | 0- 0      | HOME           | 0- 0       | 0- 1        | 1- 3          |      |      |       |           |
| 3- 4              | 0- 0     | 0- 0      | AWAY           | 0- 1       | 0- 1        | 3- 2          |      |      |       |           |
| 0- 0              | 0- 0     | 0- 0      | NEUTRAL        | 0- 0       | 0- 0        | 0- 0          |      |      |       |           |

| RPI S                     | Opponent        | Score | RPI S | Opponent        | Score | RPI S | Opponent       | Score | RPI S | Opponent         | Score | Team's RPI: 166 |
|---------------------------|-----------------|-------|-------|-----------------|-------|-------|----------------|-------|-------|------------------|-------|-----------------|
| 6                         | H UConn         | 33 75 | 38    | N California    | 57 65 | 67    | A LSU          | 56 54 | 133   | A South Fla.     | 46 73 |                 |
| 15                        | H UCF           | 61 59 |       |                 |       | 87    | H Old Dominion | 48 56 | 133   | H South Fla.     | 45 50 |                 |
| 23                        | N Central Mich. | 68 57 |       |                 |       | 91    | A Houston      | 82 83 | 147   | A Alabama        | 58 69 |                 |
|                           |                 |       |       |                 |       |       |                |       | 157   | H Washington     | 63 51 |                 |
|                           |                 |       |       |                 |       |       |                |       | 158   | A Tulsa          | 67 72 |                 |
|                           |                 |       |       |                 |       |       |                |       | 161   | A Temple         | 66 57 |                 |
|                           |                 |       |       |                 |       |       |                |       | 168   | H Texas St.      | 67 61 |                 |
|                           |                 |       |       |                 |       |       |                |       | 173   | H Nicholls St.   | 71 46 |                 |
|                           |                 |       |       |                 |       |       |                |       | 180   | H Southern Miss. | 71 54 |                 |
|                           |                 |       |       |                 |       |       |                |       | 210   | A Memphis        | 62 61 |                 |
|                           |                 |       |       |                 |       |       |                |       | 210   | H Memphis        | 59 65 |                 |
|                           |                 |       |       |                 |       |       |                |       | 211   | A SMU            | 61 43 |                 |
|                           |                 |       |       |                 |       |       |                |       | 211   | H SMU            | 60 64 |                 |
|                           |                 |       |       |                 |       |       |                |       | 223   | A East Carolina  | 61 63 |                 |
|                           |                 |       |       |                 |       |       |                |       | 223   | H East Carolina  | 68 57 |                 |
|                           |                 |       |       |                 |       |       |                |       | 242   | H Texas Southern | 62 56 |                 |
|                           |                 |       |       |                 |       |       |                |       | 245   | H Wichita St.    | 44 62 |                 |
|                           |                 |       |       |                 |       |       |                |       | 283   | N Cleveland St.  | 81 72 |                 |
|                           |                 |       |       |                 |       |       |                |       | 304   | H Fla. Atlantic  | 88 45 |                 |
|                           |                 |       |       |                 |       |       |                |       | 347   | N Florida A&M    | 78 34 |                 |
| LAST 12 Division I GAMES: |                 |       |       |                 |       |       |                |       |       |                  |       |                 |
| 168                       | H Texas St.     | 67 61 | 133   | H South Fla.    | 45 50 |       |                |       |       |                  |       |                 |
| 211                       | H SMU           | 60 64 | 223   | A East Carolina | 61 63 |       |                |       |       |                  |       |                 |
| 91                        | A Houston       | 82 83 | 210   | A Memphis       | 62 61 |       |                |       |       |                  |       |                 |
| 210                       | H Memphis       | 59 65 | 245   | H Wichita St.   | 44 62 |       |                |       |       |                  |       |                 |
| 15                        | H UCF           | 61 59 | 133   | A South Fla.    | 46 73 |       |                |       |       |                  |       |                 |
| 158                       | A Tulsa         | 67 72 | 6     | H UConn         | 33 75 |       |                |       |       |                  |       |                 |

Non-Div I Games:

Tulane

■ Loss, 
 ■ Non-Conf, S Site, 
 ■ Home 
 ■ Away 
 N Neutral



|                   |          |           |                |            |             |               |      |      |       |           |
|-------------------|----------|-----------|----------------|------------|-------------|---------------|------|------|-------|-----------|
| Average RPI Win:  | 200      | WON-LOST  | WINNING        | LAST 10    | STRENGTH OF | OPP. STRENGTH | TEAM | ADJ. | CONF. | ADJ CONF. |
| Average RPI Loss: | 90       | RECORD    | PCT. RANK      | GAMES      | SCHEDULE    | OF SCHEDULE   | RPI  | RPI  | RPI   | RPI       |
| DIV. I ONLY       | 11- 15   | 220       | 0- 1           | 65         | 92          | 158           | 158  | 9    | 9     |           |
| DIV. I NON-CONF.  | 6- 7     | 172       | 0- 1           | 53         | 111         | 118           | 118  | 8    | 8     |           |
| TOTALS            | RPI 1-25 | RPI 26-50 | W-L RECORDS    | RPI 51-100 | RPI 101-150 | RPI 150+      |      |      |       |           |
| 11- 15            | 0- 3     | 0- 0      | OVERALL        | 0- 8       | 1- 1        | 10- 3         |      |      |       |           |
| 8- 5              | 0- 1     | 0- 0      | HOME           | 0- 3       | 0- 0        | 8- 1          |      |      |       |           |
| 2- 10             | 0- 2     | 0- 0      | AWAY           | 0- 5       | 0- 1        | 2- 2          |      |      |       |           |
| 1- 0              | 0- 0     | 0- 0      | NEUTRAL        | 0- 0       | 1- 0        | 0- 0          |      |      |       |           |
| 6- 7              | 0- 1     | 0- 0      | NON-CONFERENCE | 0- 5       | 1- 0        | 5- 1          |      |      |       |           |
| 4- 2              | 0- 0     | 0- 0      | HOME           | 0- 2       | 0- 0        | 4- 0          |      |      |       |           |
| 1- 5              | 0- 1     | 0- 0      | AWAY           | 0- 3       | 0- 0        | 1- 1          |      |      |       |           |
| 1- 0              | 0- 0     | 0- 0      | NEUTRAL        | 0- 0       | 1- 0        | 0- 0          |      |      |       |           |
| 5- 8              | 0- 2     | 0- 0      | CONFERENCE     | 0- 3       | 0- 1        | 5- 2          |      |      |       |           |
| 4- 3              | 0- 1     | 0- 0      | HOME           | 0- 1       | 0- 0        | 4- 1          |      |      |       |           |
| 1- 5              | 0- 1     | 0- 0      | AWAY           | 0- 2       | 0- 1        | 1- 1          |      |      |       |           |
| 0- 0              | 0- 0     | 0- 0      | NEUTRAL        | 0- 0       | 0- 0        | 0- 0          |      |      |       |           |

| RPI 1-25                  |   |             |       | RPI 26-50 |   |               |       | RPI 51-100 |   |             |       | RPI 101+ Team's RPI: 158 |   |                   |       |
|---------------------------|---|-------------|-------|-----------|---|---------------|-------|------------|---|-------------|-------|--------------------------|---|-------------------|-------|
| RPI                       | S | Opponent    | Score | RPI       | S | Opponent      | Score | RPI        | S | Opponent    | Score | RPI                      | S | Opponent          | Score |
| 6                         | H | UConn       | 49 68 |           |   |               |       | 61         | A | Belmont     | 53 78 | 133                      | A | South Fla.        | 48 59 |
| 15                        | A | UCF         | 44 60 |           |   |               |       | 68         | H | Little Rock | 53 63 | 147                      | N | Alabama           | 80 73 |
| 19                        | A | Arizona St. | 52 70 |           |   |               |       | 78         | A | American    | 52 68 | 161                      | H | Temple            | 61 75 |
|                           |   |             |       |           |   |               |       | 79         | A | SFA         | 34 76 | 164                      | H | Abilene Christian | 75 63 |
|                           |   |             |       |           |   |               |       | 82         | A | Cincinnati  | 47 74 | 166                      | H | Tulane            | 72 67 |
|                           |   |             |       |           |   |               |       | 82         | H | Cincinnati  | 50 70 | 167                      | A | Oral Roberts      | 76 68 |
|                           |   |             |       |           |   |               |       | 88         | H | Arkansas    | 59 61 | 175                      | A | Arkansas St.      | 60 73 |
|                           |   |             |       |           |   |               |       | 91         | A | Houston     | 44 76 | 190                      | H | Saint Louis       | 86 75 |
|                           |   |             |       |           |   |               |       |            |   |             |       | 194                      | H | Stetson           | 55 54 |
|                           |   |             |       |           |   |               |       |            |   |             |       | 210                      | A | Memphis           | 56 59 |
|                           |   |             |       |           |   |               |       |            |   |             |       | 210                      | H | Memphis           | 46 39 |
|                           |   |             |       |           |   |               |       |            |   |             |       | 211                      | H | SMU               | 49 35 |
|                           |   |             |       |           |   |               |       |            |   |             |       | 223                      | A | East Carolina     | 75 55 |
|                           |   |             |       |           |   |               |       |            |   |             |       | 245                      | H | Wichita St.       | 63 49 |
|                           |   |             |       |           |   |               |       |            |   |             |       | 278                      | H | UTEP              | 66 45 |
| LAST 12 Division I GAMES: |   |             |       |           |   |               |       |            |   |             |       |                          |   |                   |       |
| 19                        | A | Arizona St. | 52 70 | 210       | A | Memphis       | 56 59 |            |   |             |       |                          |   |                   |       |
| 6                         | H | UConn       | 49 68 | 161       | H | Temple        | 61 75 |            |   |             |       |                          |   |                   |       |
| 82                        | A | Cincinnati  | 47 74 | 91        | A | Houston       | 44 76 |            |   |             |       |                          |   |                   |       |
| 133                       | A | South Fla.  | 48 59 | 82        | H | Cincinnati    | 50 70 |            |   |             |       |                          |   |                   |       |
| 166                       | H | Tulane      | 72 67 | 15        | A | UCF           | 44 60 |            |   |             |       |                          |   |                   |       |
| 211                       | H | SMU         | 49 35 | 223       | A | East Carolina | 75 55 |            |   |             |       |                          |   |                   |       |

Non-Div I Games:

Tulsa

■ Loss, 
■ Non-Conf, 
■ S Site, 
■ Home 
■ Away 
N Neutral

|                   |          |           |                |            |             |               |      |      |       |           |
|-------------------|----------|-----------|----------------|------------|-------------|---------------|------|------|-------|-----------|
| Average RPI Win:  | 227      | WON-LOST  | WINNING        | LAST 10    | STRENGTH OF | OPP. STRENGTH | TEAM | ADJ. | CONF. | ADJ CONF. |
| Average RPI Loss: | 86       | RECORD    | PCT. RANK      | GAMES      | SCHEDULE    | OF SCHEDULE   | RPI  | RPI  | RPI   | RPI       |
| DIV. I ONLY       | 21- 5    | 26        | 0- 1           | 273        | 175         | 103           | 103  | 14   | 14    |           |
| DIV. I NON-CONF.  | 11- 1    | 13        | 0- 1           | 331        | 278         | 115           | 115  | 17   | 17    |           |
| TOTALS            | RPI 1-25 | RPI 26-50 | W-L RECORDS    | RPI 51-100 | RPI 101-150 | RPI 150+      |      |      |       |           |
| 21- 5             | 0- 0     | 0- 2      | OVERALL        | 3- 1       | 3- 1        | 15- 1         |      |      |       |           |
| 10- 2             | 0- 0     | 0- 1      | HOME           | 1- 0       | 2- 0        | 7- 1          |      |      |       |           |
| 9- 2              | 0- 0     | 0- 0      | AWAY           | 2- 1       | 0- 1        | 7- 0          |      |      |       |           |
| 2- 1              | 0- 0     | 0- 1      | NEUTRAL        | 0- 0       | 1- 0        | 1- 0          |      |      |       |           |
| 11- 1             | 0- 0     | 0- 1      | NON-CONFERENCE | 1- 0       | 2- 0        | 8- 0          |      |      |       |           |
| 5- 0              | 0- 0     | 0- 0      | HOME           | 0- 0       | 1- 0        | 4- 0          |      |      |       |           |
| 4- 0              | 0- 0     | 0- 0      | AWAY           | 1- 0       | 0- 0        | 3- 0          |      |      |       |           |
| 2- 1              | 0- 0     | 0- 1      | NEUTRAL        | 0- 0       | 1- 0        | 1- 0          |      |      |       |           |
| 10- 4             | 0- 0     | 0- 1      | CONFERENCE     | 2- 1       | 1- 1        | 7- 1          |      |      |       |           |
| 5- 2              | 0- 0     | 0- 1      | HOME           | 1- 0       | 1- 0        | 3- 1          |      |      |       |           |
| 5- 2              | 0- 0     | 0- 0      | AWAY           | 1- 1       | 0- 1        | 4- 0          |      |      |       |           |
| 0- 0              | 0- 0     | 0- 0      | NEUTRAL        | 0- 0       | 0- 0        | 0- 0          |      |      |       |           |

| RPI                       | S | Opponent     | Score | RPI | S | Opponent       | Score | RPI | S | Opponent        | Score | RPI | S | Opponent | Score | Team's RPI: 103 |
|---------------------------|---|--------------|-------|-----|---|----------------|-------|-----|---|-----------------|-------|-----|---|----------|-------|-----------------|
| 35                        | H | Rice         | 43 55 | 62  | A | Middle Tenn.   | 44 60 | 118 | A | Charlotte       | 56 60 |     |   |          |       |                 |
| 44                        | N | Tennessee    | 69 73 | 62  | H | Middle Tenn.   | 77 72 | 119 | H | Western Ky.     | 70 63 |     |   |          |       |                 |
|                           |   |              |       | 70  | A | FGCU           | 62 60 | 129 | N | Oklahoma        | 89 84 |     |   |          |       |                 |
|                           |   |              |       | 87  | A | Old Dominion   | 69 61 | 142 | H | Appalachian St. | 80 61 |     |   |          |       |                 |
|                           |   |              |       |     |   |                |       | 172 | H | Louisiana Tech  | 68 73 |     |   |          |       |                 |
|                           |   |              |       |     |   |                |       | 176 | H | North Texas     | 70 60 |     |   |          |       |                 |
|                           |   |              |       |     |   |                |       | 180 | H | Southern Miss.  | 71 60 |     |   |          |       |                 |
|                           |   |              |       |     |   |                |       | 202 | H | Marshall        | 77 59 |     |   |          |       |                 |
|                           |   |              |       |     |   |                |       | 210 | H | Memphis         | 85 54 |     |   |          |       |                 |
|                           |   |              |       |     |   |                |       | 257 | A | Alabama St.     | 62 47 |     |   |          |       |                 |
|                           |   |              |       |     |   |                |       | 278 | A | UTEP            | 74 48 |     |   |          |       |                 |
|                           |   |              |       |     |   |                |       | 286 | A | Samford         | 66 41 |     |   |          |       |                 |
|                           |   |              |       |     |   |                |       | 288 | H | Alabama A&M     | 82 47 |     |   |          |       |                 |
|                           |   |              |       |     |   |                |       | 304 | A | Fla. Atlantic   | 89 64 |     |   |          |       |                 |
|                           |   |              |       |     |   |                |       | 305 | A | UTSA            | 59 42 |     |   |          |       |                 |
|                           |   |              |       |     |   |                |       | 315 | A | FIU             | 83 59 |     |   |          |       |                 |
|                           |   |              |       |     |   |                |       | 323 | H | McNeese         | 91 48 |     |   |          |       |                 |
|                           |   |              |       |     |   |                |       | 328 | N | Coppin St.      | 86 61 |     |   |          |       |                 |
|                           |   |              |       |     |   |                |       | 350 | A | Chicago St.     | 90 45 |     |   |          |       |                 |
|                           |   |              |       |     |   |                |       | 351 | H | Alcorn          | 80 53 |     |   |          |       |                 |
| LAST 12 Division I GAMES: |   |              |       |     |   |                |       |     |   |                 |       |     |   |          |       |                 |
| 44                        | N | Tennessee    | 69 73 | 62  | A | Middle Tenn.   | 44 60 |     |   |                 |       |     |   |          |       |                 |
| 62                        | H | Middle Tenn. | 77 72 | 35  | H | Rice           | 43 55 |     |   |                 |       |     |   |          |       |                 |
| 119                       | H | Western Ky.  | 70 63 | 176 | H | North Texas    | 70 60 |     |   |                 |       |     |   |          |       |                 |
| 202                       | H | Marshall     | 77 59 | 305 | A | UTSA           | 59 42 |     |   |                 |       |     |   |          |       |                 |
| 118                       | A | Charlotte    | 56 60 | 278 | A | UTEP           | 74 48 |     |   |                 |       |     |   |          |       |                 |
| 87                        | A | Old Dominion | 69 61 | 180 | H | Southern Miss. | 71 60 |     |   |                 |       |     |   |          |       |                 |

Non-Div I Games: Ala.-Huntsville 83 58

UAB

Loss, Non-Conf, S Site, H Home A Away N Neutral

|                   |          |           |                |            |             |               |      |      |       |           |
|-------------------|----------|-----------|----------------|------------|-------------|---------------|------|------|-------|-----------|
| Average RPI Win:  | 219      | WON-LOST  | WINNING        | LAST 10    | STRENGTH OF | OPP. STRENGTH | TEAM | ADJ. | CONF. | ADJ CONF. |
| Average RPI Loss: | 123      | RECORD    | PCT. RANK      | GAMES      | SCHEDULE    | OF SCHEDULE   | RPI  | RPI  | RPI   | RPI       |
| DIV. I ONLY       | 18- 6    | 44        | 0- 1           | 221        | 155         | 83            | 83   | 20   | 20    |           |
| DIV. I NON-CONF.  | 7- 5     | 132       | 0- 1           | 242        | 50          | 128           | 128  | 20   | 20    |           |
| TOTALS            | RPI 1-25 | RPI 26-50 | W-L RECORDS    | RPI 51-100 | RPI 101-150 | RPI 150+      |      |      |       |           |
| 18- 6             | 0- 1     | 0- 0      | OVERALL        | 1- 1       | 5- 2        | 12- 2         |      |      |       |           |
| 9- 1              | 0- 0     | 0- 0      | HOME           | 1- 1       | 2- 0        | 6- 0          |      |      |       |           |
| 8- 5              | 0- 1     | 0- 0      | AWAY           | 0- 0       | 3- 2        | 5- 2          |      |      |       |           |
| 1- 0              | 0- 0     | 0- 0      | NEUTRAL        | 0- 0       | 0- 0        | 1- 0          |      |      |       |           |
| 7- 5              | 0- 1     | 0- 0      | NON-CONFERENCE | 1- 1       | 1- 2        | 5- 1          |      |      |       |           |
| 3- 1              | 0- 0     | 0- 0      | HOME           | 1- 1       | 0- 0        | 2- 0          |      |      |       |           |
| 3- 4              | 0- 1     | 0- 0      | AWAY           | 0- 0       | 1- 2        | 2- 1          |      |      |       |           |
| 1- 0              | 0- 0     | 0- 0      | NEUTRAL        | 0- 0       | 0- 0        | 1- 0          |      |      |       |           |
| 11- 1             | 0- 0     | 0- 0      | CONFERENCE     | 0- 0       | 4- 0        | 7- 1          |      |      |       |           |
| 6- 0              | 0- 0     | 0- 0      | HOME           | 0- 0       | 2- 0        | 4- 0          |      |      |       |           |
| 5- 1              | 0- 0     | 0- 0      | AWAY           | 0- 0       | 2- 0        | 3- 1          |      |      |       |           |
| 0- 0              | 0- 0     | 0- 0      | NEUTRAL        | 0- 0       | 0- 0        | 0- 0          |      |      |       |           |

| RPI 1-25                  |   |                  |       | RPI 26-50 |   |                   |       | RPI 51-100 Team's RPI: 83 |   |                   |       | RPI 101+ |   |                   |        |
|---------------------------|---|------------------|-------|-----------|---|-------------------|-------|---------------------------|---|-------------------|-------|----------|---|-------------------|--------|
| RPI                       | S | Opponent         | Score | RPI       | S | Opponent          | Score | RPI                       | S | Opponent          | Score | RPI      | S | Opponent          | Score  |
| 4                         | A | Stanford         | 43 71 |           |   |                   |       | 56                        | H | Saint Mary's (CA) | 76 74 | 110      | A | Loyola Marymount  | 53 60  |
|                           |   |                  |       |           |   |                   |       | 95                        | H | Pacific           | 80 83 | 125      | A | Portland St.      | 50 65  |
|                           |   |                  |       |           |   |                   |       |                           |   |                   |       | 143      | A | UC Riverside      | 67 59  |
|                           |   |                  |       |           |   |                   |       |                           |   |                   |       | 143      | H | UC Riverside      | 72 59  |
|                           |   |                  |       |           |   |                   |       |                           |   |                   |       | 146      | A | Washington St.    | 75 62  |
|                           |   |                  |       |           |   |                   |       |                           |   |                   |       | 150      | A | CSUN              | 60 49  |
|                           |   |                  |       |           |   |                   |       |                           |   |                   |       | 150      | H | CSUN              | 70 54  |
|                           |   |                  |       |           |   |                   |       |                           |   |                   |       | 171      | A | Montana           | 56 62  |
|                           |   |                  |       |           |   |                   |       |                           |   |                   |       | 177      | H | UC Irvine         | 80 57  |
|                           |   |                  |       |           |   |                   |       |                           |   |                   |       | 219      | N | Nevada            | 84 68  |
|                           |   |                  |       |           |   |                   |       |                           |   |                   |       | 231      | A | Sacramento St.    | 109 60 |
|                           |   |                  |       |           |   |                   |       |                           |   |                   |       | 233      | A | Hawaii            | 60 65  |
|                           |   |                  |       |           |   |                   |       |                           |   |                   |       | 233      | H | Hawaii            | 72 46  |
|                           |   |                  |       |           |   |                   |       |                           |   |                   |       | 247      | A | San Francisco     | 70 68  |
|                           |   |                  |       |           |   |                   |       |                           |   |                   |       | 266      | A | Cal St. Fullerton | 75 39  |
|                           |   |                  |       |           |   |                   |       |                           |   |                   |       | 266      | H | Cal St. Fullerton | 75 51  |
|                           |   |                  |       |           |   |                   |       |                           |   |                   |       | 275      | H | Long Beach St.    | 70 50  |
|                           |   |                  |       |           |   |                   |       |                           |   |                   |       | 285      | H | Southern Utah     | 68 45  |
|                           |   |                  |       |           |   |                   |       |                           |   |                   |       | 300      | A | UC Santa Barbara  | 70 44  |
|                           |   |                  |       |           |   |                   |       |                           |   |                   |       | 313      | A | Cal Poly          | 85 61  |
|                           |   |                  |       |           |   |                   |       |                           |   |                   |       | 344      | H | Seattle U         | 76 59  |
| LAST 12 Division I GAMES: |   |                  |       |           |   |                   |       |                           |   |                   |       |          |   |                   |        |
| 171                       | A | Montana          | 56 62 | 275       | H | Long Beach St.    | 70 50 |                           |   |                   |       |          |   |                   |        |
| 233                       | H | Hawaii           | 72 46 | 266       | A | Cal St. Fullerton | 75 39 |                           |   |                   |       |          |   |                   |        |
| 143                       | H | UC Riverside     | 72 59 | 150       | A | CSUN              | 60 49 |                           |   |                   |       |          |   |                   |        |
| 313                       | A | Cal Poly         | 85 61 | 177       | H | UC Irvine         | 80 57 |                           |   |                   |       |          |   |                   |        |
| 300                       | A | UC Santa Barbara | 70 44 | 266       | H | Cal St. Fullerton | 75 51 |                           |   |                   |       |          |   |                   |        |
| 150                       | H | CSUN             | 70 54 | 233       | A | Hawaii            | 60 65 |                           |   |                   |       |          |   |                   |        |

Non-Div I Games: Dominican (CA) 92 42

UC Davis

■ Loss, 
 ■ Non-Conf, 
 ■ S Site, 
 ■ H Home 
 ■ A Away 
 N Neutral

|                   |          |           |                |            |             |               |      |      |       |           |
|-------------------|----------|-----------|----------------|------------|-------------|---------------|------|------|-------|-----------|
| Average RPI Win:  | 256      | WON-LOST  | WINNING        | LAST 10    | STRENGTH OF | OPP. STRENGTH | TEAM | ADJ. | CONF. | ADJ CONF. |
| Average RPI Loss: | 162      | RECORD    | PCT. RANK      | GAMES      | SCHEDULE    | OF SCHEDULE   | RPI  | RPI  | RPI   | RPI       |
| DIV. I ONLY       | 16- 7    | 67        | 0- 1           | 338        | 224         | 177           | 177  | 20   | 20    |           |
| DIV. I NON-CONF.  | 9- 2     | 43        | 0- 0           | 317        | 238         | 141           | 141  | 20   | 20    |           |
| TOTALS            | RPI 1-25 | RPI 26-50 | W-L RECORDS    | RPI 51-100 | RPI 101-150 | RPI 150+      |      |      |       |           |
| 16- 7             | 0- 1     | 0- 0      | OVERALL        | 0- 1       | 2- 2        | 14- 3         |      |      |       |           |
| 8- 3              | 0- 0     | 0- 0      | HOME           | 0- 0       | 1- 1        | 7- 2          |      |      |       |           |
| 6- 4              | 0- 1     | 0- 0      | AWAY           | 0- 1       | 1- 1        | 5- 1          |      |      |       |           |
| 2- 0              | 0- 0     | 0- 0      | NEUTRAL        | 0- 0       | 0- 0        | 2- 0          |      |      |       |           |
| 9- 2              | 0- 1     | 0- 0      | NON-CONFERENCE | 0- 0       | 1- 0        | 8- 1          |      |      |       |           |
| 4- 1              | 0- 0     | 0- 0      | HOME           | 0- 0       | 0- 0        | 4- 1          |      |      |       |           |
| 3- 1              | 0- 1     | 0- 0      | AWAY           | 0- 0       | 1- 0        | 2- 0          |      |      |       |           |
| 2- 0              | 0- 0     | 0- 0      | NEUTRAL        | 0- 0       | 0- 0        | 2- 0          |      |      |       |           |
| 7- 5              | 0- 0     | 0- 0      | CONFERENCE     | 0- 1       | 1- 2        | 6- 2          |      |      |       |           |
| 4- 2              | 0- 0     | 0- 0      | HOME           | 0- 0       | 1- 1        | 3- 1          |      |      |       |           |
| 3- 3              | 0- 0     | 0- 0      | AWAY           | 0- 1       | 0- 1        | 3- 1          |      |      |       |           |
| 0- 0              | 0- 0     | 0- 0      | NEUTRAL        | 0- 0       | 0- 0        | 0- 0          |      |      |       |           |

| RPI 1-25                  |   |                   |        | RPI 26-50 |   |                  |       | RPI 51-100 |   |          |       | RPI 101+ Team's RPI: 177 |   |                   |       |
|---------------------------|---|-------------------|--------|-----------|---|------------------|-------|------------|---|----------|-------|--------------------------|---|-------------------|-------|
| RPI                       | S | Opponent          | Score  | RPI       | S | Opponent         | Score | RPI        | S | Opponent | Score | RPI                      | S | Opponent          | Score |
| 5                         | A | Oregon            | 69 115 |           |   |                  |       | 83         | A | UC Davis | 57 80 | 125                      | A | Portland St.      | 73 68 |
|                           |   |                   |        |           |   |                  |       |            |   |          |       | 143                      | A | UC Riverside      | 72 88 |
|                           |   |                   |        |           |   |                  |       |            |   |          |       | 143                      | H | UC Riverside      | 65 66 |
|                           |   |                   |        |           |   |                  |       |            |   |          |       | 150                      | H | CSUN              | 65 61 |
|                           |   |                   |        |           |   |                  |       |            |   |          |       | 178                      | A | Portland          | 84 69 |
|                           |   |                   |        |           |   |                  |       |            |   |          |       | 188                      | N | Indiana St.       | 77 61 |
|                           |   |                   |        |           |   |                  |       |            |   |          |       | 199                      | H | UNLV              | 57 55 |
|                           |   |                   |        |           |   |                  |       |            |   |          |       | 226                      | H | San Diego St.     | 70 78 |
|                           |   |                   |        |           |   |                  |       |            |   |          |       | 233                      | A | Hawaii            | 53 48 |
|                           |   |                   |        |           |   |                  |       |            |   |          |       | 233                      | H | Hawaii            | 68 70 |
|                           |   |                   |        |           |   |                  |       |            |   |          |       | 265                      | H | CSU Bakersfield   | 85 78 |
|                           |   |                   |        |           |   |                  |       |            |   |          |       | 266                      | H | Cal St. Fullerton | 65 61 |
|                           |   |                   |        |           |   |                  |       |            |   |          |       | 275                      | A | Long Beach St.    | 48 46 |
|                           |   |                   |        |           |   |                  |       |            |   |          |       | 285                      | H | Southern Utah     | 75 58 |
|                           |   |                   |        |           |   |                  |       |            |   |          |       | 300                      | A | UC Santa Barbara  | 52 71 |
|                           |   |                   |        |           |   |                  |       |            |   |          |       | 300                      | H | UC Santa Barbara  | 74 68 |
|                           |   |                   |        |           |   |                  |       |            |   |          |       | 309                      | A | San Jose St.      | 74 66 |
|                           |   |                   |        |           |   |                  |       |            |   |          |       | 313                      | A | Cal Poly          | 75 59 |
|                           |   |                   |        |           |   |                  |       |            |   |          |       | 313                      | H | Cal Poly          | 73 57 |
|                           |   |                   |        |           |   |                  |       |            |   |          |       | 344                      | H | Seattle U         | 65 60 |
|                           |   |                   |        |           |   |                  |       |            |   |          |       | 346                      | N | LIU Brooklyn      | 84 71 |
| LAST 12 Division I GAMES: |   |                   |        |           |   |                  |       |            |   |          |       |                          |   |                   |       |
| 143                       | H | UC Riverside      | 65 66  | 300       | H | UC Santa Barbara | 74 68 |            |   |          |       |                          |   |                   |       |
| 233                       | A | Hawaii            | 53 48  | 313       | H | Cal Poly         | 73 57 |            |   |          |       |                          |   |                   |       |
| 300                       | A | UC Santa Barbara  | 52 71  | 83        | A | UC Davis         | 57 80 |            |   |          |       |                          |   |                   |       |
| 275                       | A | Long Beach St.    | 48 46  | 143       | A | UC Riverside     | 72 88 |            |   |          |       |                          |   |                   |       |
| 266                       | H | Cal St. Fullerton | 65 61  | 150       | H | CSUN             | 65 61 |            |   |          |       |                          |   |                   |       |
| 233                       | H | Hawaii            | 68 70  | 313       | A | Cal Poly         | 75 59 |            |   |          |       |                          |   |                   |       |

Non-Div I Games: LIFE Pacific 105 31

UC Irvine

■ Loss, 
 ■ Non-Conf, S Site, 
 ■ Home 
 ■ Away 
 N Neutral

## UC Riverside

Through Games Of Feb. 26, 2019

| Average RPI Win:  | 249      | WON-LOST  | WINNING        | LAST 10    | STRENGTH OF | OPP. STRENGTH | TEAM | ADJ. | CONF. | ADJ CONF. |
|-------------------|----------|-----------|----------------|------------|-------------|---------------|------|------|-------|-----------|
| Average RPI Loss: | 129      | RECORD    | PCT. RANK      | GAMES      | SCHEDULE    | OF SCHEDULE   | RPI  | RPI  | RPI   | RPI       |
| DIV. I ONLY       | 15- 12   | 145       | 1- 0           | 171        | 227         | 143           | 143  | 20   | 20    |           |
| DIV. I NON-CONF.  | 6- 8     | 199       | 0- 0           | 123        | 163         | 156           | 156  | 20   | 20    |           |
| TOTALS            | RPI 1-25 | RPI 26-50 | W-L RECORDS    | RPI 51-100 | RPI 101-150 | RPI 150+      |      |      |       |           |
| 15- 12            | 0- 2     | 0- 2      | OVERALL        | 0- 2       | 1- 2        | 14- 4         |      |      |       |           |
| 7- 2              | 0- 0     | 0- 0      | HOME           | 0- 1       | 1- 0        | 6- 1          |      |      |       |           |
| 7- 7              | 0- 0     | 0- 2      | AWAY           | 0- 1       | 0- 2        | 7- 2          |      |      |       |           |
| 1- 3              | 0- 2     | 0- 0      | NEUTRAL        | 0- 0       | 0- 0        | 1- 1          |      |      |       |           |
| 6- 8              | 0- 2     | 0- 2      | NON-CONFERENCE | 0- 0       | 1- 1        | 5- 3          |      |      |       |           |
| 3- 0              | 0- 0     | 0- 0      | HOME           | 0- 0       | 1- 0        | 2- 0          |      |      |       |           |
| 2- 5              | 0- 0     | 0- 2      | AWAY           | 0- 0       | 0- 1        | 2- 2          |      |      |       |           |
| 1- 3              | 0- 2     | 0- 0      | NEUTRAL        | 0- 0       | 0- 0        | 1- 1          |      |      |       |           |
| 9- 4              | 0- 0     | 0- 0      | CONFERENCE     | 0- 2       | 0- 1        | 9- 1          |      |      |       |           |
| 4- 2              | 0- 0     | 0- 0      | HOME           | 0- 1       | 0- 0        | 4- 1          |      |      |       |           |
| 5- 2              | 0- 0     | 0- 0      | AWAY           | 0- 1       | 0- 1        | 5- 0          |      |      |       |           |
| 0- 0              | 0- 0     | 0- 0      | NEUTRAL        | 0- 0       | 0- 0        | 0- 0          |      |      |       |           |

| RPI 1-25                  |   |               |       | RPI 26-50 |   |                     |       | RPI 51-100 |   |          |       | RPI 101+ Team's RPI: 143 |   |                    |       |
|---------------------------|---|---------------|-------|-----------|---|---------------------|-------|------------|---|----------|-------|--------------------------|---|--------------------|-------|
| RPI                       | S | Opponent      | Score | RPI       | S | Opponent            | Score | RPI        | S | Opponent | Score | RPI                      | S | Opponent           | Score |
| 5                         | N | Oregon        | 44 94 | 28        | A | BYU                 | 70 72 | 83         | A | UC Davis | 59 72 | 127                      | A | Oklahoma St.       | 51 76 |
| 22                        | N | Texas A&M     | 63 70 | 49        | A | Southern California | 55 73 | 83         | H | UC Davis | 59 67 | 145                      | H | New Mexico St.     | 65 64 |
|                           |   |               |       |           |   |                     |       |            |   |          |       | 150                      | A | CSUN               | 56 69 |
|                           |   |               |       |           |   |                     |       |            |   |          |       | 163                      | H | Coastal Caro.      | 62 43 |
|                           |   |               |       |           |   |                     |       |            |   |          |       | 177                      | A | UC Irvine          | 66 65 |
|                           |   |               |       |           |   |                     |       |            |   |          |       | 177                      | H | UC Irvine          | 88 72 |
|                           |   |               |       |           |   |                     |       |            |   |          |       | 187                      | N | Eastern Wash.      | 57 45 |
|                           |   |               |       |           |   |                     |       |            |   |          |       | 196                      | N | Milwaukee          | 54 56 |
|                           |   |               |       |           |   |                     |       |            |   |          |       | 233                      | A | Hawaii             | 60 55 |
|                           |   |               |       |           |   |                     |       |            |   |          |       | 251                      | A | California Baptist | 57 65 |
|                           |   |               |       |           |   |                     |       |            |   |          |       | 265                      | A | CSU Bakersfield    | 79 67 |
|                           |   |               |       |           |   |                     |       |            |   |          |       | 266                      | H | Cal St. Fullerton  | 62 59 |
|                           |   |               |       |           |   |                     |       |            |   |          |       | 274                      | A | Utah Valley        | 53 56 |
|                           |   |               |       |           |   |                     |       |            |   |          |       | 275                      | A | Long Beach St.     | 73 59 |
|                           |   |               |       |           |   |                     |       |            |   |          |       | 275                      | H | Long Beach St.     | 45 63 |
|                           |   |               |       |           |   |                     |       |            |   |          |       | 285                      | H | Southern Utah      | 56 50 |
|                           |   |               |       |           |   |                     |       |            |   |          |       | 300                      | H | UC Santa Barbara   | 73 60 |
|                           |   |               |       |           |   |                     |       |            |   |          |       | 313                      | A | Cal Poly           | 75 68 |
|                           |   |               |       |           |   |                     |       |            |   |          |       | 313                      | A | Cal Poly           | 75 68 |
|                           |   |               |       |           |   |                     |       |            |   |          |       | 313                      | H | Cal Poly           | 80 66 |
|                           |   |               |       |           |   |                     |       |            |   |          |       | 319                      | A | Weber St.          | 71 39 |
| LAST 12 Division I GAMES: |   |               |       |           |   |                     |       |            |   |          |       |                          |   |                    |       |
| 313                       | A | Cal Poly      | 75 68 | 266       | H | Cal St. Fullerton   | 62 59 |            |   |          |       |                          |   |                    |       |
| 285                       | H | Southern Utah | 56 50 | 300       | H | UC Santa Barbara    | 73 60 |            |   |          |       |                          |   |                    |       |
| 177                       | A | UC Irvine     | 66 65 | 233       | A | Hawaii              | 60 55 |            |   |          |       |                          |   |                    |       |
| 313                       | A | Cal Poly      | 75 68 | 275       | A | Long Beach St.      | 73 59 |            |   |          |       |                          |   |                    |       |
| 313                       | H | Cal Poly      | 80 66 | 150       | A | CSUN                | 56 69 |            |   |          |       |                          |   |                    |       |
| 83                        | A | UC Davis      | 59 72 | 177       | H | UC Irvine           | 88 72 |            |   |          |       |                          |   |                    |       |

Non-Div I Games:

UC Riverside

■ Loss, 
 ■ Non-Conf, 
 ■ S Site, 
 ■ Home 
 ■ Away 
 N Neutral

|                   |          |           |                |            |             |               |      |      |       |           |
|-------------------|----------|-----------|----------------|------------|-------------|---------------|------|------|-------|-----------|
| Average RPI Win:  | 228      | WON-LOST  | WINNING        | LAST 10    | STRENGTH OF | OPP. STRENGTH | TEAM | ADJ. | CONF. | ADJ CONF. |
| Average RPI Loss: | 181      | RECORD    | PCT. RANK      | GAMES      | SCHEDULE    | OF SCHEDULE   | RPI  | RPI  | RPI   | RPI       |
| DIV. I ONLY       | 6- 20    | 307       | 1- 0           | 189        | 252         | 300           | 300  | 20   | 20    |           |
| DIV. I NON-CONF.  | 3- 10    | 278       | 1- 0           | 166        | 227         | 274           | 274  | 20   | 20    |           |
| TOTALS            | RPI 1-25 | RPI 26-50 | W-L RECORDS    | RPI 51-100 | RPI 101-150 | RPI 150+      |      |      |       |           |
| 6- 20             | 0- 0     | 0- 2      | OVERALL        | 0- 3       | 1- 4        | 5- 11         |      |      |       |           |
| 4- 8              | 0- 0     | 0- 0      | HOME           | 0- 2       | 1- 2        | 3- 4          |      |      |       |           |
| 1- 12             | 0- 0     | 0- 2      | AWAY           | 0- 1       | 0- 2        | 1- 7          |      |      |       |           |
| 1- 0              | 0- 0     | 0- 0      | NEUTRAL        | 0- 0       | 0- 0        | 1- 0          |      |      |       |           |
| 3- 10             | 0- 0     | 0- 2      | NON-CONFERENCE | 0- 2       | 0- 2        | 3- 4          |      |      |       |           |
| 1- 5              | 0- 0     | 0- 0      | HOME           | 0- 1       | 0- 2        | 1- 2          |      |      |       |           |
| 1- 5              | 0- 0     | 0- 2      | AWAY           | 0- 1       | 0- 0        | 1- 2          |      |      |       |           |
| 1- 0              | 0- 0     | 0- 0      | NEUTRAL        | 0- 0       | 0- 0        | 1- 0          |      |      |       |           |
| 3- 10             | 0- 0     | 0- 0      | CONFERENCE     | 0- 1       | 1- 2        | 2- 7          |      |      |       |           |
| 3- 3              | 0- 0     | 0- 0      | HOME           | 0- 1       | 1- 0        | 2- 2          |      |      |       |           |
| 0- 7              | 0- 0     | 0- 0      | AWAY           | 0- 0       | 0- 2        | 0- 5          |      |      |       |           |
| 0- 0              | 0- 0     | 0- 0      | NEUTRAL        | 0- 0       | 0- 0        | 0- 0          |      |      |       |           |

| RPI S                     | Opponent              | Score | RPI S | Opponent            | Score | RPI S | Opponent             | Score | RPI S | Opponent            | Score | Team's RPI: 300 |
|---------------------------|-----------------------|-------|-------|---------------------|-------|-------|----------------------|-------|-------|---------------------|-------|-----------------|
| 38                        | A California          | 45 69 | 56    | H Saint Mary's (CA) | 55 80 | 110   | H Loyola Marymount   | 57 70 | 143   | A UC Riverside      | 60 73 |                 |
| 49                        | A Southern California | 39 82 | 83    | H UC Davis          | 44 70 | 145   | H New Mexico St.     | 73 81 | 150   | A CSUN              | 65 73 |                 |
|                           |                       |       | 95    | A Pacific           | 53 69 | 150   | H CSUN               | 61 60 | 177   | A UC Irvine         | 68 74 |                 |
|                           |                       |       |       |                     |       | 177   | H UC Irvine          | 71 52 | 199   | A UNLV              | 51 69 |                 |
|                           |                       |       |       |                     |       | 203   | N Dartmouth          | 62 56 | 226   | A San Diego St.     | 63 58 |                 |
|                           |                       |       |       |                     |       | 233   | A Hawaii             | 49 72 | 233   | H Hawaii            | 35 47 |                 |
|                           |                       |       |       |                     |       | 251   | H California Baptist | 64 76 | 265   | H CSU Bakersfield   | 48 56 |                 |
|                           |                       |       |       |                     |       | 266   | A Cal St. Fullerton  | 62 74 | 266   | H Cal St. Fullerton | 52 59 |                 |
|                           |                       |       |       |                     |       | 274   | A Utah Valley        | 54 63 | 275   | A Long Beach St.    | 53 62 |                 |
|                           |                       |       |       |                     |       | 275   | H Long Beach St.     | 60 54 | 313   | A Cal Poly          | 67 75 |                 |
|                           |                       |       |       |                     |       | 336   | H Grand Canyon       | 66 55 |       |                     |       |                 |
| LAST 12 Division I GAMES: |                       |       |       |                     |       |       |                      |       |       |                     |       |                 |
| 203                       | N Dartmouth           | 62 56 | 83    | H UC Davis          | 44 70 | 143   | A UC Riverside       | 60 73 | 177   | A UC Irvine         | 68 74 |                 |
| 275                       | A Long Beach St.      | 53 62 | 266   | H Cal St. Fullerton | 52 59 | 275   | H Long Beach St.     | 60 54 |       |                     |       |                 |
| 266                       | A Cal St. Fullerton   | 62 74 | 233   | H Hawaii            | 35 47 |       |                      |       |       |                     |       |                 |
| 177                       | H UC Irvine           | 71 52 |       |                     |       |       |                      |       |       |                     |       |                 |
| 233                       | A Hawaii              | 49 72 |       |                     |       |       |                      |       |       |                     |       |                 |
| 150                       | H CSUN                | 61 60 |       |                     |       |       |                      |       |       |                     |       |                 |

Non-Div I Games:

UC Santa Barbara

■ Loss, 
■ Non-Conf, 
■ S Site, 
■ H Home 
■ A Away 
N Neutral

|                   |          |           |                |            |             |               |      |      |       |           |
|-------------------|----------|-----------|----------------|------------|-------------|---------------|------|------|-------|-----------|
| Average RPI Win:  | 158      | WON-LOST  | WINNING        | LAST 10    | STRENGTH OF | OPP. STRENGTH | TEAM | ADJ. | CONF. | ADJ CONF. |
| Average RPI Loss: | 43       | RECORD    | PCT. RANK      | GAMES      | SCHEDULE    | OF SCHEDULE   | RPI  | RPI  | RPI   | RPI       |
| DIV. I ONLY       | 22- 5    | 23        | 1- 0           | 55         | 77          | 15            | 15   | 9    | 9     |           |
| DIV. I NON-CONF.  | 11- 2    | 32        | 0- 0           | 47         | 27          | 14            | 14   | 8    | 8     |           |
| TOTALS            | RPI 1-25 | RPI 26-50 | W-L RECORDS    | RPI 51-100 | RPI 101-150 | RPI 150+      |      |      |       |           |
| 22- 5             | 0- 4     | 0- 0      | OVERALL        | 5- 0       | 5- 0        | 12- 1         |      |      |       |           |
| 10- 1             | 0- 1     | 0- 0      | HOME           | 4- 0       | 1- 0        | 5- 0          |      |      |       |           |
| 11- 3             | 0- 2     | 0- 0      | AWAY           | 1- 0       | 4- 0        | 6- 1          |      |      |       |           |
| 1- 1              | 0- 1     | 0- 0      | NEUTRAL        | 0- 0       | 0- 0        | 1- 0          |      |      |       |           |
| 11- 2             | 0- 2     | 0- 0      | NON-CONFERENCE | 3- 0       | 3- 0        | 5- 0          |      |      |       |           |
| 4- 0              | 0- 0     | 0- 0      | HOME           | 2- 0       | 0- 0        | 2- 0          |      |      |       |           |
| 6- 1              | 0- 1     | 0- 0      | AWAY           | 1- 0       | 3- 0        | 2- 0          |      |      |       |           |
| 1- 1              | 0- 1     | 0- 0      | NEUTRAL        | 0- 0       | 0- 0        | 1- 0          |      |      |       |           |
| 11- 3             | 0- 2     | 0- 0      | CONFERENCE     | 2- 0       | 2- 0        | 7- 1          |      |      |       |           |
| 6- 1              | 0- 1     | 0- 0      | HOME           | 2- 0       | 1- 0        | 3- 0          |      |      |       |           |
| 5- 2              | 0- 1     | 0- 0      | AWAY           | 0- 0       | 1- 0        | 4- 1          |      |      |       |           |
| 0- 0              | 0- 0     | 0- 0      | NEUTRAL        | 0- 0       | 0- 0        | 0- 0          |      |      |       |           |

| RPI                       | S | Opponent      | Score | RPI | S | Opponent      | Score | RPI | S | Opponent   | Score | RPI | S | Opponent      | Score |
|---------------------------|---|---------------|-------|-----|---|---------------|-------|-----|---|------------|-------|-----|---|---------------|-------|
| 6                         | A | UConn         | 57 93 |     |   |               |       | 51  | A | Quinnipiac | 47 45 | 124 | A | Pittsburgh    | 61 58 |
| 6                         | H | UConn         | 41 78 |     |   |               |       | 52  | H | Villanova  | 71 56 | 133 | A | South Fla.    | 62 49 |
| 12                        | N | Syracuse      | 52 57 |     |   |               |       | 82  | H | Cincinnati | 56 55 | 133 | H | South Fla.    | 66 63 |
| 23                        | A | Central Mich. | 68 75 |     |   |               |       | 91  | H | Houston    | 58 56 | 143 | A | Duquesne      | 71 63 |
|                           |   |               |       |     |   |               |       | 95  | H | Pacific    | 64 57 | 149 | A | Delaware      | 71 60 |
|                           |   |               |       |     |   |               |       |     |   |            |       | 153 | A | Mercer        | 76 42 |
|                           |   |               |       |     |   |               |       |     |   |            |       | 158 | H | Tulsa         | 60 44 |
|                           |   |               |       |     |   |               |       |     |   |            |       | 161 | H | Temple        | 62 54 |
|                           |   |               |       |     |   |               |       |     |   |            |       | 162 | H | Chattanooga   | 75 37 |
|                           |   |               |       |     |   |               |       |     |   |            |       | 166 | A | Tulane        | 59 61 |
|                           |   |               |       |     |   |               |       |     |   |            |       | 194 | A | Stetson       | 78 55 |
|                           |   |               |       |     |   |               |       |     |   |            |       | 210 | A | Memphis       | 68 55 |
|                           |   |               |       |     |   |               |       |     |   |            |       | 211 | A | SMU           | 66 54 |
|                           |   |               |       |     |   |               |       |     |   |            |       | 211 | H | SMU           | 55 43 |
|                           |   |               |       |     |   |               |       |     |   |            |       | 217 | N | Liberty       | 53 45 |
|                           |   |               |       |     |   |               |       |     |   |            |       | 223 | A | East Carolina | 61 58 |
|                           |   |               |       |     |   |               |       |     |   |            |       | 245 | A | Wichita St.   | 57 49 |
|                           |   |               |       |     |   |               |       |     |   |            |       | 271 | H | Richmond      | 70 48 |
| LAST 12 Division I GAMES: |   |               |       |     |   |               |       |     |   |            |       |     |   |               |       |
| 161                       | H | Temple        | 62 54 | 91  | H | Houston       | 58 56 |     |   |            |       |     |   |               |       |
| 245                       | A | Wichita St.   | 57 49 | 6   | A | UConn         | 57 93 |     |   |            |       |     |   |               |       |
| 6                         | H | UConn         | 41 78 | 223 | A | East Carolina | 61 58 |     |   |            |       |     |   |               |       |
| 166                       | A | Tulane        | 59 61 | 211 | H | SMU           | 55 43 |     |   |            |       |     |   |               |       |
| 211                       | A | SMU           | 66 54 | 158 | H | Tulsa         | 60 44 |     |   |            |       |     |   |               |       |
| 133                       | H | South Fla.    | 66 63 | 82  | H | Cincinnati    | 56 55 |     |   |            |       |     |   |               |       |

Non-Div I Games:

UCF

■ Loss, 
 ■ Non-Conf, 
 ■ S Site, 
 ■ Home 
 ■ A Away 
 N Neutral

|                   |          |           |                |            |             |               |      |      |       |           |
|-------------------|----------|-----------|----------------|------------|-------------|---------------|------|------|-------|-----------|
| Average RPI Win:  | 112      | WON-LOST  | WINNING        | LAST 10    | STRENGTH OF | OPP. STRENGTH | TEAM | ADJ. | CONF. | ADJ CONF. |
| Average RPI Loss: | 41       | RECORD    | PCT. RANK      | GAMES      | SCHEDULE    | OF SCHEDULE   | RPI  | RPI  | RPI   | RPI       |
| DIV. I ONLY       | 17- 11   | 116       | 0- 1           | 10         | 10          | 33            | 33   | 2    | 2     |           |
| DIV. I NON-CONF.  | 7- 5     | 132       | 0- 0           | 78         | 44          | 110           | 110  | 2    | 2     |           |
| TOTALS            | RPI 1-25 | RPI 26-50 | W-L RECORDS    | RPI 51-100 | RPI 101-150 | RPI 150+      |      |      |       |           |
| 17- 11            | 2- 6     | 4- 2      | OVERALL        | 3- 1       | 4- 2        | 4- 0          |      |      |       |           |
| 9- 5              | 0- 3     | 2- 1      | HOME           | 1- 1       | 4- 0        | 2- 0          |      |      |       |           |
| 8- 3              | 2- 2     | 2- 0      | AWAY           | 2- 0       | 0- 1        | 2- 0          |      |      |       |           |
| 0- 3              | 0- 1     | 0- 1      | NEUTRAL        | 0- 0       | 0- 1        | 0- 0          |      |      |       |           |
| 7- 5              | 0- 1     | 1- 1      | NON-CONFERENCE | 1- 1       | 3- 2        | 2- 0          |      |      |       |           |
| 6- 1              | 0- 0     | 1- 0      | HOME           | 1- 1       | 3- 0        | 1- 0          |      |      |       |           |
| 1- 1              | 0- 0     | 0- 0      | AWAY           | 0- 0       | 0- 1        | 1- 0          |      |      |       |           |
| 0- 3              | 0- 1     | 0- 1      | NEUTRAL        | 0- 0       | 0- 1        | 0- 0          |      |      |       |           |
| 10- 6             | 2- 5     | 3- 1      | CONFERENCE     | 2- 0       | 1- 0        | 2- 0          |      |      |       |           |
| 3- 4              | 0- 3     | 1- 1      | HOME           | 0- 0       | 1- 0        | 1- 0          |      |      |       |           |
| 7- 2              | 2- 2     | 2- 0      | AWAY           | 2- 0       | 0- 0        | 1- 0          |      |      |       |           |
| 0- 0              | 0- 0     | 0- 0      | NEUTRAL        | 0- 0       | 0- 0        | 0- 0          |      |      |       |           |

| RPI 1-25                  |   |             |        | RPI 26-50 |   |                     |       | Team's RPI: 33 | RPI 51-100 |   |          |        | RPI 101+ |   |                  |       |
|---------------------------|---|-------------|--------|-----------|---|---------------------|-------|----------------|------------|---|----------|--------|----------|---|------------------|-------|
| RPI                       | S | Opponent    | Score  | RPI       | S | Opponent            | Score |                | RPI        | S | Opponent | Score  | RPI      | S | Opponent         | Score |
| 4                         | A | Stanford    | 80 86  | 31        | N | North Carolina      | 49 83 |                | 55         | H | Indiana  | 65 67  | 110      | A | Loyola Marymount | 63 69 |
| 4                         | H | Stanford    | 51 65  | 35        | H | Rice                | 59 50 |                | 64         | A | Utah     | 100 90 | 111      | H | Fresno St.       | 89 80 |
| 5                         | A | Oregon      | 74 69  | 38        | A | California          | 84 79 |                | 73         | A | Arizona  | 98 93  | 127      | H | Oklahoma St.     | 71 59 |
| 5                         | H | Oregon      | 52 72  | 38        | H | California          | 80 74 |                | 97         | H | Georgia  | 80 69  | 133      | N | South Fla.       | 56 60 |
| 17                        | N | Kentucky    | 74 75  | 49        | A | Southern California | 72 65 |                |            |   |          |        | 138      | H | Seton Hall       | 78 62 |
| 19                        | A | Arizona St. | 61 59  | 49        | H | Southern California | 67 72 |                |            |   |          |        | 146      | H | Washington St.   | 83 56 |
| 21                        | A | Oregon St.  | 72 75  |           |   |                     |       |                |            |   |          |        | 157      | H | Washington       | 76 60 |
| 21                        | H | Oregon St.  | 73 83  |           |   |                     |       |                |            |   |          |        | 165      | A | Colorado         | 64 60 |
|                           |   |             |        |           |   |                     |       |                |            |   |          |        | 313      | H | Cal Poly         | 81 35 |
|                           |   |             |        |           |   |                     |       |                |            |   |          |        | 337      | A | UIC              | 78 47 |
| LAST 12 Division I GAMES: |   |             |        |           |   |                     |       |                |            |   |          |        |          |   |                  |       |
| 21                        | A | Oregon St.  | 72 75  | 157       | H | Washington          | 76 60 |                |            |   |          |        |          |   |                  |       |
| 5                         | A | Oregon      | 74 69  | 146       | H | Washington St.      | 83 56 |                |            |   |          |        |          |   |                  |       |
| 38                        | H | California  | 80 74  | 73        | A | Arizona             | 98 93 |                |            |   |          |        |          |   |                  |       |
| 4                         | H | Stanford    | 51 65  | 19        | A | Arizona St.         | 61 59 |                |            |   |          |        |          |   |                  |       |
| 64                        | A | Utah        | 100 90 | 49        | H | Southern California | 67 72 |                |            |   |          |        |          |   |                  |       |
| 165                       | A | Colorado    | 64 60  | 5         | H | Oregon              | 52 72 |                |            |   |          |        |          |   |                  |       |

Non-Div I Games:

UCLA

■ Loss, 
 ■ Non-Conf, 
 ■ S Site, 
 ■ H Home 
 ■ A Away 
 N Neutral



|                   |          |           |                |            |             |               |      |      |       |           |
|-------------------|----------|-----------|----------------|------------|-------------|---------------|------|------|-------|-----------|
| Average RPI Win:  | 121      | WON-LOST  | WINNING        | LAST 10    | STRENGTH OF | OPP. STRENGTH | TEAM | ADJ. | CONF. | ADJ CONF. |
| Average RPI Loss: | 3        | RECORD    | PCT. RANK      | GAMES      | SCHEDULE    | OF SCHEDULE   | RPI  | RPI  | RPI   | RPI       |
| DIV. I ONLY       | 26- 2    | 2         | 1- 0           | 41         | 20          | 6             | 6    | 9    | 9     |           |
| DIV. I NON-CONF.  | 12- 2    | 31        | 0- 0           | 31         | 1           | 8             | 8    | 8    | 8     |           |
| TOTALS            | RPI 1-25 | RPI 26-50 | W-L RECORDS    | RPI 51-100 | RPI 101-150 | RPI 150+      |      |      |       |           |
| 26- 2             | 5- 2     | 1- 0      | OVERALL        | 5- 0       | 4- 0        | 11- 0         |      |      |       |           |
| 11- 0             | 3- 0     | 0- 0      | HOME           | 2- 0       | 2- 0        | 4- 0          |      |      |       |           |
| 11- 2             | 2- 2     | 1- 0      | AWAY           | 2- 0       | 1- 0        | 5- 0          |      |      |       |           |
| 4- 0              | 0- 0     | 0- 0      | NEUTRAL        | 1- 0       | 1- 0        | 2- 0          |      |      |       |           |
| 12- 2             | 3- 2     | 1- 0      | NON-CONFERENCE | 2- 0       | 3- 0        | 3- 0          |      |      |       |           |
| 4- 0              | 2- 0     | 0- 0      | HOME           | 1- 0       | 1- 0        | 0- 0          |      |      |       |           |
| 4- 2              | 1- 2     | 1- 0      | AWAY           | 0- 0       | 1- 0        | 1- 0          |      |      |       |           |
| 4- 0              | 0- 0     | 0- 0      | NEUTRAL        | 1- 0       | 1- 0        | 2- 0          |      |      |       |           |
| 14- 0             | 2- 0     | 0- 0      | CONFERENCE     | 3- 0       | 1- 0        | 8- 0          |      |      |       |           |
| 7- 0              | 1- 0     | 0- 0      | HOME           | 1- 0       | 1- 0        | 4- 0          |      |      |       |           |
| 7- 0              | 1- 0     | 0- 0      | AWAY           | 2- 0       | 0- 0        | 4- 0          |      |      |       |           |
| 0- 0              | 0- 0     | 0- 0      | NEUTRAL        | 0- 0       | 0- 0        | 0- 0          |      |      |       |           |

| RPI                       | S | Opponent       | Score  | RPI | S | Opponent      | Score  | RPI | S | Opponent   | Score | RPI | S | Opponent        | Score  |
|---------------------------|---|----------------|--------|-----|---|---------------|--------|-----|---|------------|-------|-----|---|-----------------|--------|
| 1                         | A | Notre Dame     | 89 71  | 38  | A | California    | 76 66  | 74  | N | Purdue     | 86 40 | 104 | N | St. John's (NY) | 65 55  |
| 2                         | A | Baylor         | 57 68  |     |   |               |        | 77  | H | Ohio St.   | 85 53 | 129 | A | Oklahoma        | 72 63  |
| 3                         | A | Louisville     | 69 78  |     |   |               |        | 82  | A | Cincinnati | 65 55 | 133 | H | South Fla.      | 63 46  |
| 15                        | A | UCF            | 78 41  |     |   |               |        | 82  | H | Cincinnati | 82 38 | 138 | H | Seton Hall      | 99 61  |
| 15                        | H | UCF            | 93 57  |     |   |               |        | 91  | A | Houston    | 81 61 | 158 | A | Tulsa           | 68 49  |
| 16                        | H | South Carolina | 97 79  |     |   |               |        |     |   |            |       | 161 | A | Temple          | 88 67  |
| 25                        | H | DePaul         | 99 63  |     |   |               |        |     |   |            |       | 161 | H | Temple          | 109 74 |
|                           |   |                |        |     |   |               |        |     |   |            |       |     |   |                 |        |
| LAST 12 Division I GAMES: |   |                |        |     |   |               |        |     |   |            |       |     |   |                 |        |
| 245                       | A | Wichita St.    | 84 47  | 223 | H | East Carolina | 118 55 |     |   |            |       |     |   |                 |        |
| 158                       | A | Tulsa          | 68 49  | 82  | A | Cincinnati    | 65 55  |     |   |            |       |     |   |                 |        |
| 210                       | H | Memphis        | 102 45 | 3   | A | Louisville    | 69 78  |     |   |            |       |     |   |                 |        |
| 15                        | A | UCF            | 78 41  | 15  | H | UCF           | 93 57  |     |   |            |       |     |   |                 |        |
| 16                        | H | South Carolina | 97 79  | 211 | H | SMU           | 79 39  |     |   |            |       |     |   |                 |        |
| 161                       | H | Temple         | 109 74 | 161 | A | Temple        | 88 67  |     |   |            |       |     |   |                 |        |

Non-Div I Games:

UConn

■ Loss, 
 ■ Non-Conf, S Site, 
 ■ Home 
 ■ Away 
 N Neutral

| Average RPI Win:  | 319      | WON-LOST  | WINNING        | LAST 10    | STRENGTH OF | OPP. STRENGTH | TEAM | ADJ. | CONF. | ADJ CONF. |
|-------------------|----------|-----------|----------------|------------|-------------|---------------|------|------|-------|-----------|
| Average RPI Loss: | 181      | RECORD    | PCT. RANK      | GAMES      | SCHEDULE    | OF SCHEDULE   | RPI  | RPI  | RPI   | RPI       |
| DIV. I ONLY       | 3- 24    | 345       | 0- 1           | 292        | 212         | 337           | 337  | 21   | 21    |           |
| DIV. I NON-CONF.  | 2- 9     | 297       | 0- 0           | 234        | 206         | 307           | 307  | 18   | 18    |           |
| TOTALS            | RPI 1-25 | RPI 26-50 | W-L RECORDS    | RPI 51-100 | RPI 101-150 | RPI 150+      |      |      |       |           |
| 3- 24             | 0- 1     | 0- 2      | OVERALL        | 0- 3       | 0- 5        | 3- 13         |      |      |       |           |
| 2- 9              | 0- 0     | 0- 2      | HOME           | 0- 1       | 0- 2        | 2- 4          |      |      |       |           |
| 1- 13             | 0- 1     | 0- 0      | AWAY           | 0- 2       | 0- 3        | 1- 7          |      |      |       |           |
| 0- 2              | 0- 0     | 0- 0      | NEUTRAL        | 0- 0       | 0- 0        | 0- 2          |      |      |       |           |
| 2- 9              | 0- 1     | 0- 2      | NON-CONFERENCE | 0- 0       | 0- 1        | 2- 5          |      |      |       |           |
| 1- 3              | 0- 0     | 0- 2      | HOME           | 0- 0       | 0- 0        | 1- 1          |      |      |       |           |
| 1- 4              | 0- 1     | 0- 0      | AWAY           | 0- 0       | 0- 1        | 1- 2          |      |      |       |           |
| 0- 2              | 0- 0     | 0- 0      | NEUTRAL        | 0- 0       | 0- 0        | 0- 2          |      |      |       |           |
| 1- 15             | 0- 0     | 0- 0      | CONFERENCE     | 0- 3       | 0- 4        | 1- 8          |      |      |       |           |
| 1- 6              | 0- 0     | 0- 0      | HOME           | 0- 1       | 0- 2        | 1- 3          |      |      |       |           |
| 0- 9              | 0- 0     | 0- 0      | AWAY           | 0- 2       | 0- 2        | 0- 5          |      |      |       |           |
| 0- 0              | 0- 0     | 0- 0      | NEUTRAL        | 0- 0       | 0- 0        | 0- 0          |      |      |       |           |

| RPI 1-25                  |   |                |       | RPI 26-50 |   |               |       | RPI 51-100 |   |            |       | RPI 101+ |   |                |       | Team's RPI: 337 |
|---------------------------|---|----------------|-------|-----------|---|---------------|-------|------------|---|------------|-------|----------|---|----------------|-------|-----------------|
| RPI                       | S | Opponent       | Score | RPI       | S | Opponent      | Score | RPI        | S | Opponent   | Score | RPI      | S | Opponent       | Score |                 |
| 10                        | A | Marquette      | 32 96 | 33        | H | UCLA          | 47 78 | 63         | A | Wright St. | 47 72 | 108      | A | Northwestern   | 44 87 |                 |
|                           |   |                |       | 42        | H | Miami (OH)    | 56 65 | 63         | H | Wright St. | 46 79 | 121      | A | Youngstown St. | 29 81 |                 |
|                           |   |                |       |           |   |               |       | 75         | A | Green Bay  | 32 62 | 121      | H | Youngstown St. | 59 83 |                 |
|                           |   |                |       |           |   |               |       |            |   |            |       | 130      | A | IUPUI          | 43 71 |                 |
|                           |   |                |       |           |   |               |       |            |   |            |       | 130      | H | IUPUI          | 44 73 |                 |
|                           |   |                |       |           |   |               |       |            |   |            |       | 188      | A | Indiana St.    | 53 60 |                 |
|                           |   |                |       |           |   |               |       |            |   |            |       | 196      | A | Milwaukee      | 53 72 |                 |
|                           |   |                |       |           |   |               |       |            |   |            |       | 204      | A | Eastern Mich.  | 38 52 |                 |
|                           |   |                |       |           |   |               |       |            |   |            |       | 243      | H | Loyola Chicago | 60 75 |                 |
|                           |   |                |       |           |   |               |       |            |   |            |       | 253      | A | Northern Ky.   | 44 78 |                 |
|                           |   |                |       |           |   |               |       |            |   |            |       | 253      | H | Northern Ky.   | 49 67 |                 |
|                           |   |                |       |           |   |               |       |            |   |            |       | 277      | N | Jackson St.    | 57 72 |                 |
|                           |   |                |       |           |   |               |       |            |   |            |       | 283      | A | Cleveland St.  | 53 71 |                 |
|                           |   |                |       |           |   |               |       |            |   |            |       | 283      | H | Cleveland St.  | 48 74 |                 |
|                           |   |                |       |           |   |               |       |            |   |            |       | 292      | N | Fairfield      | 60 68 |                 |
|                           |   |                |       |           |   |               |       |            |   |            |       | 310      | A | Oakland        | 57 74 |                 |
|                           |   |                |       |           |   |               |       |            |   |            |       | 310      | H | Oakland        | 69 65 |                 |
|                           |   |                |       |           |   |               |       |            |   |            |       | 314      | H | Valparaiso     | 75 65 |                 |
|                           |   |                |       |           |   |               |       |            |   |            |       | 332      | A | Evansville     | 62 54 |                 |
|                           |   |                |       |           |   |               |       |            |   |            |       | 333      | A | Detroit Mercy  | 45 62 |                 |
|                           |   |                |       |           |   |               |       |            |   |            |       | 333      | H | Detroit Mercy  | 36 42 |                 |
| LAST 12 Division I GAMES: |   |                |       |           |   |               |       |            |   |            |       |          |   |                |       |                 |
| 130                       | H | IUPUI          | 44 73 | 63        | A | Wright St.    | 47 72 |            |   |            |       |          |   |                |       |                 |
| 310                       | A | Oakland        | 57 74 | 196       | A | Milwaukee     | 53 72 |            |   |            |       |          |   |                |       |                 |
| 333                       | A | Detroit Mercy  | 45 62 | 75        | A | Green Bay     | 32 62 |            |   |            |       |          |   |                |       |                 |
| 121                       | H | Youngstown St. | 59 83 | 130       | A | IUPUI         | 43 71 |            |   |            |       |          |   |                |       |                 |
| 283                       | H | Cleveland St.  | 48 74 | 333       | H | Detroit Mercy | 36 42 |            |   |            |       |          |   |                |       |                 |
| 253                       | A | Northern Ky.   | 44 78 | 310       | H | Oakland       | 69 65 |            |   |            |       |          |   |                |       |                 |

Non-Div I Games:

UIC

■ Loss, 
 ■ Non-Conf, 
 S Site, 
 ■ Home 
 ■ Away 
 N Neutral

|                   |          |           |                |            |             |               |      |      |       |           |
|-------------------|----------|-----------|----------------|------------|-------------|---------------|------|------|-------|-----------|
| Average RPI Win:  | 299      | WON-LOST  | WINNING        | LAST 10    | STRENGTH OF | OPP. STRENGTH | TEAM | ADJ. | CONF. | ADJ CONF. |
| Average RPI Loss: | 183      | RECORD    | PCT. RANK      | GAMES      | SCHEDULE    | OF SCHEDULE   | RPI  | RPI  | RPI   | RPI       |
| DIV. I ONLY       | 6- 18    | 299       | 1- 0           | 290        | 265         | 312           | 312  | 23   | 23    |           |
| DIV. I NON-CONF.  | 4- 6     | 212       | 0- 0           | 286        | 268         | 265           | 265  | 25   | 25    |           |
| TOTALS            | RPI 1-25 | RPI 26-50 | W-L RECORDS    | RPI 51-100 | RPI 101-150 | RPI 150+      |      |      |       |           |
| 6- 18             | 0- 1     | 0- 0      | OVERALL        | 0- 3       | 0- 3        | 6- 11         |      |      |       |           |
| 2- 9              | 0- 0     | 0- 0      | HOME           | 0- 1       | 0- 2        | 2- 6          |      |      |       |           |
| 2- 9              | 0- 1     | 0- 0      | AWAY           | 0- 2       | 0- 1        | 2- 5          |      |      |       |           |
| 2- 0              | 0- 0     | 0- 0      | NEUTRAL        | 0- 0       | 0- 0        | 2- 0          |      |      |       |           |
| 4- 6              | 0- 1     | 0- 0      | NON-CONFERENCE | 0- 1       | 0- 1        | 4- 3          |      |      |       |           |
| 0- 4              | 0- 0     | 0- 0      | HOME           | 0- 0       | 0- 1        | 0- 3          |      |      |       |           |
| 2- 2              | 0- 1     | 0- 0      | AWAY           | 0- 1       | 0- 0        | 2- 0          |      |      |       |           |
| 2- 0              | 0- 0     | 0- 0      | NEUTRAL        | 0- 0       | 0- 0        | 2- 0          |      |      |       |           |
| 2- 12             | 0- 0     | 0- 0      | CONFERENCE     | 0- 2       | 0- 2        | 2- 8          |      |      |       |           |
| 2- 5              | 0- 0     | 0- 0      | HOME           | 0- 1       | 0- 1        | 2- 3          |      |      |       |           |
| 0- 7              | 0- 0     | 0- 0      | AWAY           | 0- 1       | 0- 1        | 0- 5          |      |      |       |           |
| 0- 0              | 0- 0     | 0- 0      | NEUTRAL        | 0- 0       | 0- 0        | 0- 0          |      |      |       |           |

| RPI 1-25                  |   |              |       | RPI 26-50 |   |               |       | RPI 51-100 |   |          |       | RPI 101+ Team's RPI: 312 |   |                |       |
|---------------------------|---|--------------|-------|-----------|---|---------------|-------|------------|---|----------|-------|--------------------------|---|----------------|-------|
| RPI                       | S | Opponent     | Score | RPI       | S | Opponent      | Score | RPI        | S | Opponent | Score | RPI                      | S | Opponent       | Score |
| 13                        | A | Maryland     | 61 92 |           |   |               |       | 58         | A | Maine    | 44 84 | 107                      | H | Towson         | 62 71 |
|                           |   |              |       |           |   |               |       | 58         | H | Maine    | 45 58 | 113                      | A | Hartford       | 47 92 |
|                           |   |              |       |           |   |               |       | 78         | A | American | 42 64 | 113                      | H | Hartford       | 52 66 |
|                           |   |              |       |           |   |               |       |            |   |          |       | 152                      | A | Stony Brook    | 44 57 |
|                           |   |              |       |           |   |               |       |            |   |          |       | 193                      | H | UMES           | 67 73 |
|                           |   |              |       |           |   |               |       |            |   |          |       | 221                      | H | Hofstra        | 42 45 |
|                           |   |              |       |           |   |               |       |            |   |          |       | 238                      | H | Mt. St. Mary's | 52 65 |
|                           |   |              |       |           |   |               |       |            |   |          |       | 248                      | A | Binghamton     | 45 67 |
|                           |   |              |       |           |   |               |       |            |   |          |       | 248                      | H | Binghamton     | 46 58 |
|                           |   |              |       |           |   |               |       |            |   |          |       | 250                      | A | Albany (NY)    | 44 64 |
|                           |   |              |       |           |   |               |       |            |   |          |       | 250                      | H | Albany (NY)    | 69 60 |
|                           |   |              |       |           |   |               |       |            |   |          |       | 280                      | A | Vermont        | 50 58 |
|                           |   |              |       |           |   |               |       |            |   |          |       | 280                      | H | Vermont        | 44 58 |
|                           |   |              |       |           |   |               |       |            |   |          |       | 297                      | N | Kennesaw St.   | 57 53 |
|                           |   |              |       |           |   |               |       |            |   |          |       | 305                      | N | UTSA           | 72 58 |
|                           |   |              |       |           |   |               |       |            |   |          |       | 307                      | A | Morgan St.     | 73 68 |
|                           |   |              |       |           |   |               |       |            |   |          |       | 308                      | H | New Hampshire  | 64 62 |
|                           |   |              |       |           |   |               |       |            |   |          |       | 324                      | A | UMass Lowell   | 41 62 |
|                           |   |              |       |           |   |               |       |            |   |          |       | 324                      | H | UMass Lowell   | 55 67 |
|                           |   |              |       |           |   |               |       |            |   |          |       | 328                      | A | Coppin St.     | 57 52 |
| LAST 12 Division I GAMES: |   |              |       |           |   |               |       |            |   |          |       |                          |   |                |       |
| 250                       | H | Albany (NY)  | 69 60 | 152       | A | Stony Brook   | 44 57 |            |   |          |       |                          |   |                |       |
| 280                       | A | Vermont      | 50 58 | 308       | H | New Hampshire | 64 62 |            |   |          |       |                          |   |                |       |
| 324                       | A | UMass Lowell | 41 62 | 280       | H | Vermont       | 44 58 |            |   |          |       |                          |   |                |       |
| 248                       | H | Binghamton   | 46 58 | 250       | A | Albany (NY)   | 44 64 |            |   |          |       |                          |   |                |       |
| 58                        | H | Maine        | 45 58 | 248       | A | Binghamton    | 45 67 |            |   |          |       |                          |   |                |       |
| 113                       | A | Hartford     | 47 92 | 324       | H | UMass Lowell  | 55 67 |            |   |          |       |                          |   |                |       |

Non-Div I Games: Notre Dame (MD) 81 43 Eastern 81 42 Gettysburg 65 51

UMBC

Loss, Non-Conf, S Site, H Home A Away N Neutral

| Average RPI Win:  | 291      | WON-LOST  | WINNING        | LAST 10    | STRENGTH OF | OPP. STRENGTH | TEAM | ADJ. | CONF. | ADJ CONF. |
|-------------------|----------|-----------|----------------|------------|-------------|---------------|------|------|-------|-----------|
| Average RPI Loss: | 171      | RECORD    | PCT. RANK      | GAMES      | SCHEDULE    | OF SCHEDULE   | RPI  | RPI  | RPI   | RPI       |
| DIV. I ONLY       | 13- 12   | 160       | 0- 1           | 308        | 308         | 193           | 193  | 32   | 32    |           |
| DIV. I NON-CONF.  | 2- 9     | 297       | 0- 0           | 238        | 71          | 264           | 264  | 32   | 32    |           |
| TOTALS            | RPI 1-25 | RPI 26-50 | W-L RECORDS    | RPI 51-100 | RPI 101-150 | RPI 150+      |      |      |       |           |
| 13- 12            | 0- 2     | 0- 1      | OVERALL        | 0- 1       | 0- 1        | 13- 7         |      |      |       |           |
| 5- 2              | 0- 0     | 0- 1      | HOME           | 0- 0       | 0- 0        | 5- 1          |      |      |       |           |
| 8- 10             | 0- 2     | 0- 0      | AWAY           | 0- 1       | 0- 1        | 8- 6          |      |      |       |           |
| 0- 0              | 0- 0     | 0- 0      | NEUTRAL        | 0- 0       | 0- 0        | 0- 0          |      |      |       |           |
| 2- 9              | 0- 2     | 0- 1      | NON-CONFERENCE | 0- 1       | 0- 1        | 2- 4          |      |      |       |           |
| 0- 1              | 0- 0     | 0- 1      | HOME           | 0- 0       | 0- 0        | 0- 0          |      |      |       |           |
| 2- 8              | 0- 2     | 0- 0      | AWAY           | 0- 1       | 0- 1        | 2- 4          |      |      |       |           |
| 0- 0              | 0- 0     | 0- 0      | NEUTRAL        | 0- 0       | 0- 0        | 0- 0          |      |      |       |           |
| 11- 3             | 0- 0     | 0- 0      | CONFERENCE     | 0- 0       | 0- 0        | 11- 3         |      |      |       |           |
| 5- 1              | 0- 0     | 0- 0      | HOME           | 0- 0       | 0- 0        | 5- 1          |      |      |       |           |
| 6- 2              | 0- 0     | 0- 0      | AWAY           | 0- 0       | 0- 0        | 6- 2          |      |      |       |           |
| 0- 0              | 0- 0     | 0- 0      | NEUTRAL        | 0- 0       | 0- 0        | 0- 0          |      |      |       |           |

| RPI 1-25                  |   |                    |       | RPI 26-50 |   |                 |       | RPI 51-100 |   |            |       | RPI 101+ Team's RPI: 193 |   |                    |       |
|---------------------------|---|--------------------|-------|-----------|---|-----------------|-------|------------|---|------------|-------|--------------------------|---|--------------------|-------|
| RPI                       | S | Opponent           | Score | RPI       | S | Opponent        | Score | RPI        | S | Opponent   | Score | RPI                      | S | Opponent           | Score |
| 12                        | A | Syracuse           | 51 96 | 43        | H | Buffalo         | 63 69 | 93         | A | Georgetown | 55 74 | 128                      | A | Wake Forest        | 67 78 |
| 18                        | A | Miami (FL)         | 53 71 |           |   |                 |       |            |   |            |       | 192                      | A | N.C. A&T           | 58 70 |
|                           |   |                    |       |           |   |                 |       |            |   |            |       | 192                      | H | N.C. A&T           | 49 51 |
|                           |   |                    |       |           |   |                 |       |            |   |            |       | 197                      | A | George Mason       | 49 70 |
|                           |   |                    |       |           |   |                 |       |            |   |            |       | 207                      | A | Bethune-Cookman    | 64 52 |
|                           |   |                    |       |           |   |                 |       |            |   |            |       | 223                      | A | East Carolina      | 69 84 |
|                           |   |                    |       |           |   |                 |       |            |   |            |       | 224                      | A | Howard             | 80 73 |
|                           |   |                    |       |           |   |                 |       |            |   |            |       | 224                      | H | Howard             | 80 72 |
|                           |   |                    |       |           |   |                 |       |            |   |            |       | 238                      | A | Mt. St. Mary's     | 86 73 |
|                           |   |                    |       |           |   |                 |       |            |   |            |       | 264                      | A | Norfolk St.        | 59 43 |
|                           |   |                    |       |           |   |                 |       |            |   |            |       | 271                      | A | Richmond           | 55 57 |
|                           |   |                    |       |           |   |                 |       |            |   |            |       | 301                      | H | South Carolina St. | 63 43 |
|                           |   |                    |       |           |   |                 |       |            |   |            |       | 307                      | A | Morgan St.         | 73 68 |
|                           |   |                    |       |           |   |                 |       |            |   |            |       | 312                      | A | UMBC               | 73 67 |
|                           |   |                    |       |           |   |                 |       |            |   |            |       | 328                      | H | Coppin St.         | 74 54 |
|                           |   |                    |       |           |   |                 |       |            |   |            |       | 335                      | A | Longwood           | 71 83 |
|                           |   |                    |       |           |   |                 |       |            |   |            |       | 338                      | A | N.C. Central       | 69 61 |
|                           |   |                    |       |           |   |                 |       |            |   |            |       | 338                      | H | N.C. Central       | 59 49 |
|                           |   |                    |       |           |   |                 |       |            |   |            |       | 343                      | A | Delaware St.       | 62 65 |
|                           |   |                    |       |           |   |                 |       |            |   |            |       | 347                      | A | Florida A&M        | 68 36 |
|                           |   |                    |       |           |   |                 |       |            |   |            |       | 349                      | H | Savannah St.       | 78 46 |
| LAST 12 Division I GAMES: |   |                    |       |           |   |                 |       |            |   |            |       |                          |   |                    |       |
| 343                       | A | Delaware St.       | 62 65 | 224       | A | Howard          | 80 73 |            |   |            |       |                          |   |                    |       |
| 328                       | H | Coppin St.         | 74 54 | 264       | A | Norfolk St.     | 59 43 |            |   |            |       |                          |   |                    |       |
| 192                       | A | N.C. A&T           | 58 70 | 207       | A | Bethune-Cookman | 64 52 |            |   |            |       |                          |   |                    |       |
| 338                       | A | N.C. Central       | 69 61 | 347       | A | Florida A&M     | 68 36 |            |   |            |       |                          |   |                    |       |
| 349                       | H | Savannah St.       | 78 46 | 192       | H | N.C. A&T        | 49 51 |            |   |            |       |                          |   |                    |       |
| 301                       | H | South Carolina St. | 63 43 | 338       | H | N.C. Central    | 59 49 |            |   |            |       |                          |   |                    |       |

Non-Div I Games: Regent 72 16 Cheyney 88 39

UMES

Loss, Non-Conf, S Site, H Home A Away N Neutral

|                              |               |            |                |             |               |            |            |           |           |
|------------------------------|---------------|------------|----------------|-------------|---------------|------------|------------|-----------|-----------|
| Average RPI Win: <b>290</b>  | WON-LOST      | WINNING    | LAST 10        | STRENGTH OF | OPP. STRENGTH | TEAM       | ADJ.       | CONF.     | ADJ CONF. |
| Average RPI Loss: <b>170</b> | RECORD        | PCT. RANK  | GAMES          | SCHEDULE    | OF SCHEDULE   | RPI        | RPI        | RPI       | RPI       |
| DIV. I ONLY                  | <b>12- 12</b> | <b>170</b> | <b>1- 0</b>    | <b>304</b>  | <b>310</b>    | <b>237</b> | <b>237</b> | <b>30</b> | <b>30</b> |
| DIV. I NON-CONF.             | <b>4- 7</b>   | <b>228</b> | <b>0- 0</b>    | <b>159</b>  | <b>218</b>    | <b>204</b> | <b>204</b> | <b>30</b> | <b>30</b> |
| TOTALS                       | RPI 1-25      | RPI 26-50  | W-L RECORDS    | RPI 51-100  | RPI 101-150   | RPI 150+   |            |           |           |
| 12- 12                       | 0- 0          | 0- 2       | OVERALL        | 0- 0        | 0- 2          | 12- 8      |            |           |           |
| 5- 6                         | 0- 0          | 0- 0       | HOME           | 0- 0        | 0- 1          | 5- 5       |            |           |           |
| 7- 6                         | 0- 0          | 0- 2       | AWAY           | 0- 0        | 0- 1          | 7- 3       |            |           |           |
| 0- 0                         | 0- 0          | 0- 0       | NEUTRAL        | 0- 0        | 0- 0          | 0- 0       |            |           |           |
| 4- 7                         | 0- 0          | 0- 2       | NON-CONFERENCE | 0- 0        | 0- 1          | 4- 4       |            |           |           |
| 2- 2                         | 0- 0          | 0- 0       | HOME           | 0- 0        | 0- 0          | 2- 2       |            |           |           |
| 2- 5                         | 0- 0          | 0- 2       | AWAY           | 0- 0        | 0- 1          | 2- 2       |            |           |           |
| 0- 0                         | 0- 0          | 0- 0       | NEUTRAL        | 0- 0        | 0- 0          | 0- 0       |            |           |           |
| 8- 5                         | 0- 0          | 0- 0       | CONFERENCE     | 0- 0        | 0- 1          | 8- 4       |            |           |           |
| 3- 4                         | 0- 0          | 0- 0       | HOME           | 0- 0        | 0- 1          | 3- 3       |            |           |           |
| 5- 1                         | 0- 0          | 0- 0       | AWAY           | 0- 0        | 0- 0          | 5- 1       |            |           |           |
| 0- 0                         | 0- 0          | 0- 0       | NEUTRAL        | 0- 0        | 0- 0          | 0- 0       |            |           |           |

| RPI 1-25                  |   |          |       | RPI 26-50 |   |                    |       | RPI 51-100 |   |          |       | RPI 101+ Team's RPI: 237 |   |                    |        |
|---------------------------|---|----------|-------|-----------|---|--------------------|-------|------------|---|----------|-------|--------------------------|---|--------------------|--------|
| RPI                       | S | Opponent | Score | RPI       | S | Opponent           | Score | RPI        | S | Opponent | Score | RPI                      | S | Opponent           | Score  |
|                           |   |          |       | 30        | A | Missouri           | 59 66 |            |   |          |       | 140                      | A | Kansas             | 55 67  |
|                           |   |          |       | 37        | A | Kansas St.         | 50 61 |            |   |          |       | 145                      | H | New Mexico St.     | 86 90  |
|                           |   |          |       |           |   |                    |       |            |   |          |       | 159                      | A | Denver             | 75 92  |
|                           |   |          |       |           |   |                    |       |            |   |          |       | 160                      | H | Illinois St.       | 55 62  |
|                           |   |          |       |           |   |                    |       |            |   |          |       | 167                      | A | Oral Roberts       | 64 75  |
|                           |   |          |       |           |   |                    |       |            |   |          |       | 172                      | H | Louisiana Tech     | 80 70  |
|                           |   |          |       |           |   |                    |       |            |   |          |       | 197                      | H | George Mason       | 84 91  |
|                           |   |          |       |           |   |                    |       |            |   |          |       | 225                      | H | UTRGV              | 56 75  |
|                           |   |          |       |           |   |                    |       |            |   |          |       | 240                      | H | SIUE               | 80 75  |
|                           |   |          |       |           |   |                    |       |            |   |          |       | 243                      | A | Loyola Chicago     | 88 74  |
|                           |   |          |       |           |   |                    |       |            |   |          |       | 251                      | A | California Baptist | 78 74  |
|                           |   |          |       |           |   |                    |       |            |   |          |       | 251                      | H | California Baptist | 92 95  |
|                           |   |          |       |           |   |                    |       |            |   |          |       | 265                      | A | CSU Bakersfield    | 71 85  |
|                           |   |          |       |           |   |                    |       |            |   |          |       | 265                      | H | CSU Bakersfield    | 57 67  |
|                           |   |          |       |           |   |                    |       |            |   |          |       | 274                      | A | Utah Valley        | 68 64  |
|                           |   |          |       |           |   |                    |       |            |   |          |       | 274                      | H | Utah Valley        | 97 64  |
|                           |   |          |       |           |   |                    |       |            |   |          |       | 318                      | A | North Dakota St.   | 69 59  |
|                           |   |          |       |           |   |                    |       |            |   |          |       | 336                      | A | Grand Canyon       | 65 56  |
|                           |   |          |       |           |   |                    |       |            |   |          |       | 336                      | H | Grand Canyon       | 73 45  |
|                           |   |          |       |           |   |                    |       |            |   |          |       | 344                      | A | Seattle U          | 86 62  |
|                           |   |          |       |           |   |                    |       |            |   |          |       | 344                      | H | Seattle U          | 83 66  |
|                           |   |          |       |           |   |                    |       |            |   |          |       | 350                      | A | Chicago St.        | 111 58 |
| LAST 12 Division I GAMES: |   |          |       |           |   |                    |       |            |   |          |       |                          |   |                    |        |
|                           |   |          |       | 274       | H | Utah Valley        | 97 64 |            |   |          |       | 145                      | H | New Mexico St.     | 86 90  |
|                           |   |          |       | 344       | H | Seattle U          | 83 66 |            |   |          |       | 344                      | A | Seattle U          | 86 62  |
|                           |   |          |       | 265       | A | CSU Bakersfield    | 71 85 |            |   |          |       | 274                      | A | Utah Valley        | 68 64  |
|                           |   |          |       | 336       | A | Grand Canyon       | 65 56 |            |   |          |       | 336                      | H | Grand Canyon       | 73 45  |
|                           |   |          |       | 251       | H | California Baptist | 92 95 |            |   |          |       | 265                      | H | CSU Bakersfield    | 57 67  |
|                           |   |          |       | 225       | H | UTRGV              | 56 75 |            |   |          |       | 251                      | A | California Baptist | 78 74  |

Non-Div I Games: Peru St. 98 62 Mo.-St. Louis 92 63

UMKC

Loss, Non-Conf, S Site, H Home A Away N Neutral

|                   |          |           |                |            |             |               |      |      |       |           |
|-------------------|----------|-----------|----------------|------------|-------------|---------------|------|------|-------|-----------|
| Average RPI Win:  | 303      | WON-LOST  | WINNING        | LAST 10    | STRENGTH OF | OPP. STRENGTH | TEAM | ADJ. | CONF. | ADJ CONF. |
| Average RPI Loss: | 203      | RECORD    | PCT. RANK      | GAMES      | SCHEDULE    | OF SCHEDULE   | RPI  | RPI  | RPI   | RPI       |
| DIV. I ONLY       | 6- 21    | 309       | 0- 1           | 307        | 298         | 324           | 324  | 23   | 23    |           |
| DIV. I NON-CONF.  | 3- 9     | 271       | 0- 0           | 295        | 333         | 310           | 310  | 25   | 25    |           |
| TOTALS            | RPI 1-25 | RPI 26-50 | W-L RECORDS    | RPI 51-100 | RPI 101-150 | RPI 150+      |      |      |       |           |
| 6- 21             | 0- 0     | 0- 0      | OVERALL        | 0- 2       | 0- 4        | 6- 15         |      |      |       |           |
| 3- 8              | 0- 0     | 0- 0      | HOME           | 0- 0       | 0- 2        | 3- 6          |      |      |       |           |
| 3- 13             | 0- 0     | 0- 0      | AWAY           | 0- 2       | 0- 2        | 3- 9          |      |      |       |           |
| 0- 0              | 0- 0     | 0- 0      | NEUTRAL        | 0- 0       | 0- 0        | 0- 0          |      |      |       |           |
| 3- 9              | 0- 0     | 0- 0      | NON-CONFERENCE | 0- 1       | 0- 2        | 3- 6          |      |      |       |           |
| 1- 3              | 0- 0     | 0- 0      | HOME           | 0- 0       | 0- 1        | 1- 2          |      |      |       |           |
| 2- 6              | 0- 0     | 0- 0      | AWAY           | 0- 1       | 0- 1        | 2- 4          |      |      |       |           |
| 0- 0              | 0- 0     | 0- 0      | NEUTRAL        | 0- 0       | 0- 0        | 0- 0          |      |      |       |           |
| 3- 12             | 0- 0     | 0- 0      | CONFERENCE     | 0- 1       | 0- 2        | 3- 9          |      |      |       |           |
| 2- 5              | 0- 0     | 0- 0      | HOME           | 0- 0       | 0- 1        | 2- 4          |      |      |       |           |
| 1- 7              | 0- 0     | 0- 0      | AWAY           | 0- 1       | 0- 1        | 1- 5          |      |      |       |           |
| 0- 0              | 0- 0     | 0- 0      | NEUTRAL        | 0- 0       | 0- 0        | 0- 0          |      |      |       |           |

| RPI S                     | Opponent        | Score | RPI S | Opponent      | Score | RPI S | Opponent | Score | RPI S | Opponent        | Score | Team's RPI: 324 |
|---------------------------|-----------------|-------|-------|---------------|-------|-------|----------|-------|-------|-----------------|-------|-----------------|
|                           |                 |       |       |               |       | 54    | A Butler | 36 89 | 112   | H Providence    | 47 71 |                 |
|                           |                 |       |       |               |       | 58    | A Maine  | 45 79 | 113   | A Hartford      | 45 69 |                 |
|                           |                 |       |       |               |       |       |          |       | 113   | H Hartford      | 44 66 |                 |
|                           |                 |       |       |               |       |       |          |       | 138   | A Seton Hall    | 57 90 |                 |
|                           |                 |       |       |               |       |       |          |       | 152   | A Stony Brook   | 56 76 |                 |
|                           |                 |       |       |               |       |       |          |       | 152   | H Stony Brook   | 47 64 |                 |
|                           |                 |       |       |               |       |       |          |       | 184   | A Holy Cross    | 54 63 |                 |
|                           |                 |       |       |               |       |       |          |       | 203   | A Dartmouth     | 54 70 |                 |
|                           |                 |       |       |               |       |       |          |       | 222   | A Cornell       | 54 63 |                 |
|                           |                 |       |       |               |       |       |          |       | 227   | A Massachusetts | 62 59 |                 |
|                           |                 |       |       |               |       |       |          |       | 248   | A Binghamton    | 53 58 |                 |
|                           |                 |       |       |               |       |       |          |       | 248   | H Binghamton    | 50 70 |                 |
|                           |                 |       |       |               |       |       |          |       | 250   | A Albany (NY)   | 56 63 |                 |
|                           |                 |       |       |               |       |       |          |       | 250   | H Albany (NY)   | 53 56 |                 |
|                           |                 |       |       |               |       |       |          |       | 255   | H Colgate       | 52 61 |                 |
|                           |                 |       |       |               |       |       |          |       | 280   | A Vermont       | 42 52 |                 |
|                           |                 |       |       |               |       |       |          |       | 280   | H Vermont       | 54 51 |                 |
|                           |                 |       |       |               |       |       |          |       | 299   | H Bryant        | 57 58 |                 |
|                           |                 |       |       |               |       |       |          |       | 307   | A Morgan St.    | 49 61 |                 |
|                           |                 |       |       |               |       |       |          |       | 308   | A New Hampshire | 46 54 |                 |
|                           |                 |       |       |               |       |       |          |       | 308   | H New Hampshire | 53 56 |                 |
|                           |                 |       |       |               |       |       |          |       | 312   | A UMBC          | 67 55 |                 |
|                           |                 |       |       |               |       |       |          |       | 312   | H UMBC          | 62 41 |                 |
|                           |                 |       |       |               |       |       |          |       | 340   | H Saint Peter's | 59 57 |                 |
|                           |                 |       |       |               |       |       |          |       | 346   | A LIU Brooklyn  | 69 64 |                 |
| LAST 12 Division I GAMES: |                 |       |       |               |       |       |          |       |       |                 |       |                 |
| 113                       | A Hartford      | 45 69 | 280   | A Vermont     | 42 52 |       |          |       |       |                 |       |                 |
| 248                       | A Binghamton    | 53 58 | 58    | A Maine       | 45 79 |       |          |       |       |                 |       |                 |
| 312                       | H UMBC          | 62 41 | 248   | H Binghamton  | 50 70 |       |          |       |       |                 |       |                 |
| 250                       | H Albany (NY)   | 53 56 | 113   | H Hartford    | 44 66 |       |          |       |       |                 |       |                 |
| 152                       | H Stony Brook   | 47 64 | 250   | A Albany (NY) | 56 63 |       |          |       |       |                 |       |                 |
| 308                       | A New Hampshire | 46 54 | 312   | A UMBC        | 67 55 |       |          |       |       |                 |       |                 |

Non-Div I Games: Fisher 79 45

UMass Lowell

Loss, Non-Conf, S Site, H Home A Away N Neutral

UNC Asheville

Through Games Of Feb. 26, 2019

|                   |          |           |                |            |             |               |      |      |       |           |
|-------------------|----------|-----------|----------------|------------|-------------|---------------|------|------|-------|-----------|
| Average RPI Win:  | 280      | WON-LOST  | WINNING        | LAST 10    | STRENGTH OF | OPP. STRENGTH | TEAM | ADJ. | CONF. | ADJ CONF. |
| Average RPI Loss: | 154      | RECORD    | PCT. RANK      | GAMES      | SCHEDULE    | OF SCHEDULE   | RPI  | RPI  | RPI   | RPI       |
| DIV. I ONLY       | 14- 12   | 153       | 0- 1           | 252        | 309         | 186           | 186  | 27   | 27    |           |
| DIV. I NON-CONF.  | 4- 6     | 212       | 0- 0           | 118        | 272         | 193           | 193  | 29   | 29    |           |
| TOTALS            | RPI 1-25 | RPI 26-50 | W-L RECORDS    | RPI 51-100 | RPI 101-150 | RPI 150+      |      |      |       |           |
| 14- 12            | 0- 0     | 0- 1      | OVERALL        | 0- 3       | 2- 1        | 12- 7         |      |      |       |           |
| 10- 2             | 0- 0     | 0- 0      | HOME           | 0- 1       | 2- 0        | 8- 1          |      |      |       |           |
| 4- 10             | 0- 0     | 0- 1      | AWAY           | 0- 2       | 0- 1        | 4- 6          |      |      |       |           |
| 0- 0              | 0- 0     | 0- 0      | NEUTRAL        | 0- 0       | 0- 0        | 0- 0          |      |      |       |           |
| 4- 6              | 0- 0     | 0- 1      | NON-CONFERENCE | 0- 1       | 1- 1        | 3- 3          |      |      |       |           |
| 4- 0              | 0- 0     | 0- 0      | HOME           | 0- 0       | 1- 0        | 3- 0          |      |      |       |           |
| 0- 6              | 0- 0     | 0- 1      | AWAY           | 0- 1       | 0- 1        | 0- 3          |      |      |       |           |
| 0- 0              | 0- 0     | 0- 0      | NEUTRAL        | 0- 0       | 0- 0        | 0- 0          |      |      |       |           |
| 10- 6             | 0- 0     | 0- 0      | CONFERENCE     | 0- 2       | 1- 0        | 9- 4          |      |      |       |           |
| 6- 2              | 0- 0     | 0- 0      | HOME           | 0- 1       | 1- 0        | 5- 1          |      |      |       |           |
| 4- 4              | 0- 0     | 0- 0      | AWAY           | 0- 1       | 0- 0        | 4- 3          |      |      |       |           |
| 0- 0              | 0- 0     | 0- 0      | NEUTRAL        | 0- 0       | 0- 0        | 0- 0          |      |      |       |           |

| RPI S                     | Opponent       | Score | RPI S | Opponent         | Score | RPI S | Opponent         | Score | RPI S | Opponent | Score | Team's RPI: 186 |
|---------------------------|----------------|-------|-------|------------------|-------|-------|------------------|-------|-------|----------|-------|-----------------|
| 44                        | A Tennessee    | 46 73 | 62    | A Middle Tenn.   | 46 67 | 118   | A Charlotte      | 53 70 |       |          |       |                 |
|                           |                |       | 76    | A Radford        | 46 60 | 123   | H High Point     | 67 56 |       |          |       |                 |
|                           |                |       | 76    | H Radford        | 44 45 | 137   | H Davidson       | 69 56 |       |          |       |                 |
|                           |                |       |       |                  |       | 153   | A Mercer         | 47 61 |       |          |       |                 |
|                           |                |       |       |                  |       | 154   | A Tennessee Tech | 53 60 |       |          |       |                 |
|                           |                |       |       |                  |       | 200   | H Hampton        | 58 61 |       |          |       |                 |
|                           |                |       |       |                  |       | 214   | A Campbell       | 48 49 |       |          |       |                 |
|                           |                |       |       |                  |       | 214   | H Campbell       | 60 52 |       |          |       |                 |
|                           |                |       |       |                  |       | 216   | A Furman         | 47 58 |       |          |       |                 |
|                           |                |       |       |                  |       | 244   | A Gardner-Webb   | 59 69 |       |          |       |                 |
|                           |                |       |       |                  |       | 254   | H ETSU           | 56 55 |       |          |       |                 |
|                           |                |       |       |                  |       | 259   | H Wofford        | 60 46 |       |          |       |                 |
|                           |                |       |       |                  |       | 289   | A Winthrop       | 55 43 |       |          |       |                 |
|                           |                |       |       |                  |       | 289   | H Winthrop       | 70 36 |       |          |       |                 |
|                           |                |       |       |                  |       | 293   | A Charleston So. | 59 70 |       |          |       |                 |
|                           |                |       |       |                  |       | 330   | A Presbyterian   | 52 43 |       |          |       |                 |
|                           |                |       |       |                  |       | 330   | H Presbyterian   | 51 45 |       |          |       |                 |
|                           |                |       |       |                  |       | 335   | A Longwood       | 68 57 |       |          |       |                 |
|                           |                |       |       |                  |       | 335   | H Longwood       | 80 55 |       |          |       |                 |
|                           |                |       |       |                  |       | 339   | H Western Caro.  | 74 49 |       |          |       |                 |
|                           |                |       |       |                  |       | 342   | A USC Upstate    | 93 86 |       |          |       |                 |
|                           |                |       |       |                  |       | 342   | H USC Upstate    | 56 53 |       |          |       |                 |
| LAST 12 Division I GAMES: |                |       |       |                  |       |       |                  |       |       |          |       |                 |
| 76                        | H Radford      | 44 45 | 293   | A Charleston So. | 59 70 |       |                  |       |       |          |       |                 |
| 342                       | H USC Upstate  | 56 53 | 289   | H Winthrop       | 70 36 |       |                  |       |       |          |       |                 |
| 335                       | A Longwood     | 68 57 | 330   | A Presbyterian   | 52 43 |       |                  |       |       |          |       |                 |
| 289                       | A Winthrop     | 55 43 | 335   | H Longwood       | 80 55 |       |                  |       |       |          |       |                 |
| 330                       | H Presbyterian | 51 45 | 123   | H High Point     | 67 56 |       |                  |       |       |          |       |                 |
| 214                       | A Campbell     | 48 49 | 342   | A USC Upstate    | 93 86 |       |                  |       |       |          |       |                 |

Non-Div I Games: Warren Wilson 92 31

UNC Asheville

Loss, Non-Conf, S Site, H Home A Away N Neutral

UNC Greensboro

Through Games Of Feb. 26, 2019

|                   |          |           |                |            |             |               |      |      |       |           |
|-------------------|----------|-----------|----------------|------------|-------------|---------------|------|------|-------|-----------|
| Average RPI Win:  | 274      | WON-LOST  | WINNING        | LAST 10    | STRENGTH OF | OPP. STRENGTH | TEAM | ADJ. | CONF. | ADJ CONF. |
| Average RPI Loss: | 191      | RECORD    | PCT. RANK      | GAMES      | SCHEDULE    | OF SCHEDULE   | RPI  | RPI  | RPI   | RPI       |
| DIV. I ONLY       | 6- 17    | 293       | 1- 0           | 267        | 285         | 303           | 303  | 28   | 28    |           |
| DIV. I NON-CONF.  | 2- 9     | 297       | 0- 0           | 198        | 209         | 290           | 290  | 24   | 24    |           |
| TOTALS            | RPI 1-25 | RPI 26-50 | W-L RECORDS    | RPI 51-100 | RPI 101-150 | RPI 150+      |      |      |       |           |
| 6- 17             | 0- 0     | 0- 1      | OVERALL        | 0- 0       | 0- 4        | 6- 12         |      |      |       |           |
| 4- 3              | 0- 0     | 0- 0      | HOME           | 0- 0       | 0- 0        | 4- 3          |      |      |       |           |
| 1- 13             | 0- 0     | 0- 1      | AWAY           | 0- 0       | 0- 3        | 1- 9          |      |      |       |           |
| 1- 1              | 0- 0     | 0- 0      | NEUTRAL        | 0- 0       | 0- 1        | 1- 0          |      |      |       |           |
| 2- 9              | 0- 0     | 0- 1      | NON-CONFERENCE | 0- 0       | 0- 4        | 2- 4          |      |      |       |           |
| 1- 1              | 0- 0     | 0- 0      | HOME           | 0- 0       | 0- 0        | 1- 1          |      |      |       |           |
| 0- 7              | 0- 0     | 0- 1      | AWAY           | 0- 0       | 0- 3        | 0- 3          |      |      |       |           |
| 1- 1              | 0- 0     | 0- 0      | NEUTRAL        | 0- 0       | 0- 1        | 1- 0          |      |      |       |           |
| 4- 8              | 0- 0     | 0- 0      | CONFERENCE     | 0- 0       | 0- 0        | 4- 8          |      |      |       |           |
| 3- 2              | 0- 0     | 0- 0      | HOME           | 0- 0       | 0- 0        | 3- 2          |      |      |       |           |
| 1- 6              | 0- 0     | 0- 0      | AWAY           | 0- 0       | 0- 0        | 1- 6          |      |      |       |           |
| 0- 0              | 0- 0     | 0- 0      | NEUTRAL        | 0- 0       | 0- 0        | 0- 0          |      |      |       |           |

| RPI 1-25                  |   |          | RPI 26-50 |     |   | RPI 51-100     |       |     | RPI 101+ |          |       | Team's RPI: 303 |   |                 |       |
|---------------------------|---|----------|-----------|-----|---|----------------|-------|-----|----------|----------|-------|-----------------|---|-----------------|-------|
| RPI                       | S | Opponent | Score     | RPI | S | Opponent       | Score | RPI | S        | Opponent | Score | RPI             | S | Opponent        | Score |
|                           |   |          |           | 31  | A | North Carolina | 62 83 |     |          |          |       | 123             | A | High Point      | 75 82 |
|                           |   |          |           |     |   |                |       |     |          |          |       | 134             | A | Georgia St.     | 63 70 |
|                           |   |          |           |     |   |                |       |     |          |          |       | 138             | N | Seton Hall      | 64 71 |
|                           |   |          |           |     |   |                |       |     |          |          |       | 142             | A | Appalachian St. | 65 68 |
|                           |   |          |           |     |   |                |       |     |          |          |       | 153             | A | Mercer          | 73 85 |
|                           |   |          |           |     |   |                |       |     |          |          |       | 153             | H | Mercer          | 58 71 |
|                           |   |          |           |     |   |                |       |     |          |          |       | 162             | A | Chattanooga     | 54 64 |
|                           |   |          |           |     |   |                |       |     |          |          |       | 163             | H | Coastal Caro.   | 71 78 |
|                           |   |          |           |     |   |                |       |     |          |          |       | 204             | N | Eastern Mich.   | 49 44 |
|                           |   |          |           |     |   |                |       |     |          |          |       | 214             | A | Campbell        | 49 53 |
|                           |   |          |           |     |   |                |       |     |          |          |       | 216             | A | Furman          | 61 64 |
|                           |   |          |           |     |   |                |       |     |          |          |       | 216             | H | Furman          | 49 59 |
|                           |   |          |           |     |   |                |       |     |          |          |       | 217             | H | Liberty         | 48 45 |
|                           |   |          |           |     |   |                |       |     |          |          |       | 254             | A | ETSU            | 76 85 |
|                           |   |          |           |     |   |                |       |     |          |          |       | 259             | A | Wofford         | 66 93 |
|                           |   |          |           |     |   |                |       |     |          |          |       | 259             | H | Wofford         | 77 61 |
|                           |   |          |           |     |   |                |       |     |          |          |       | 271             | A | Richmond        | 48 59 |
|                           |   |          |           |     |   |                |       |     |          |          |       | 286             | A | Samford         | 53 57 |
|                           |   |          |           |     |   |                |       |     |          |          |       | 286             | H | Samford         | 55 54 |
|                           |   |          |           |     |   |                |       |     |          |          |       | 338             | A | N.C. Central    | 57 66 |
|                           |   |          |           |     |   |                |       |     |          |          |       | 339             | A | Western Caro.   | 66 42 |
|                           |   |          |           |     |   |                |       |     |          |          |       | 339             | H | Western Caro.   | 71 59 |
| LAST 12 Division I GAMES: |   |          |           |     |   |                |       |     |          |          |       |                 |   |                 |       |
|                           |   |          |           | 339 | A | Western Caro.  | 66 42 |     |          |          |       | 254             | A | ETSU            | 76 85 |
|                           |   |          |           | 286 | A | Samford        | 53 57 |     |          |          |       | 339             | H | Western Caro.   | 71 59 |
|                           |   |          |           | 153 | A | Mercer         | 73 85 |     |          |          |       | 153             | H | Mercer          | 58 71 |
|                           |   |          |           | 216 | H | Furman         | 49 59 |     |          |          |       | 286             | H | Samford         | 55 54 |
|                           |   |          |           | 259 | H | Wofford        | 77 61 |     |          |          |       | 259             | A | Wofford         | 66 93 |
|                           |   |          |           | 162 | A | Chattanooga    | 54 64 |     |          |          |       | 216             | A | Furman          | 61 64 |

Non-Div I Games: Pfeiffer 92 23 UNC Pembroke 72 32 Lees-McRae 92 36 Young Harris 62 29  
UNC Greensboro

Loss, Non-Conf, S Site, H Home A Away N Neutral



|                   |          |           |                |            |             |               |      |      |       |           |
|-------------------|----------|-----------|----------------|------------|-------------|---------------|------|------|-------|-----------|
| Average RPI Win:  | 219      | WON-LOST  | WINNING        | LAST 10    | STRENGTH OF | OPP. STRENGTH | TEAM | ADJ. | CONF. | ADJ CONF. |
| Average RPI Loss: | 88       | RECORD    | PCT. RANK      | GAMES      | SCHEDULE    | OF SCHEDULE   | RPI  | RPI  | RPI   | RPI       |
| DIV. I ONLY       | 14- 10   | 126       | 1- 0           | 138        | 140         | 120           | 120  | 10   | 10    |           |
| DIV. I NON-CONF.  | 5- 4     | 139       | 0- 0           | 287        | 230         | 168           | 168  | 10   | 10    |           |
| TOTALS            | RPI 1-25 | RPI 26-50 | W-L RECORDS    | RPI 51-100 | RPI 101-150 | RPI 150+      |      |      |       |           |
| 14- 10            | 0- 0     | 1- 3      | OVERALL        | 0- 3       | 3- 3        | 10- 1         |      |      |       |           |
| 11- 1             | 0- 0     | 1- 0      | HOME           | 0- 1       | 3- 0        | 7- 0          |      |      |       |           |
| 3- 9              | 0- 0     | 0- 3      | AWAY           | 0- 2       | 0- 3        | 3- 1          |      |      |       |           |
| 0- 0              | 0- 0     | 0- 0      | NEUTRAL        | 0- 0       | 0- 0        | 0- 0          |      |      |       |           |
| 5- 4              | 0- 0     | 0- 2      | NON-CONFERENCE | 0- 1       | 0- 1        | 5- 0          |      |      |       |           |
| 3- 0              | 0- 0     | 0- 0      | HOME           | 0- 0       | 0- 0        | 3- 0          |      |      |       |           |
| 2- 4              | 0- 0     | 0- 2      | AWAY           | 0- 1       | 0- 1        | 2- 0          |      |      |       |           |
| 0- 0              | 0- 0     | 0- 0      | NEUTRAL        | 0- 0       | 0- 0        | 0- 0          |      |      |       |           |
| 9- 6              | 0- 0     | 1- 1      | CONFERENCE     | 0- 2       | 3- 2        | 5- 1          |      |      |       |           |
| 8- 1              | 0- 0     | 1- 0      | HOME           | 0- 1       | 3- 0        | 4- 0          |      |      |       |           |
| 1- 5              | 0- 0     | 0- 1      | AWAY           | 0- 1       | 0- 2        | 1- 1          |      |      |       |           |
| 0- 0              | 0- 0     | 0- 0      | NEUTRAL        | 0- 0       | 0- 0        | 0- 0          |      |      |       |           |

| RPI S                     | Opponent         | Score | RPI S | Opponent        | Score | RPI S | Opponent             | Score | RPI S | Opponent | Score | Team's RPI: 120 |
|---------------------------|------------------|-------|-------|-----------------|-------|-------|----------------------|-------|-------|----------|-------|-----------------|
| 31                        | A North Carolina | 55 82 | 65    | A Drexel        | 55 67 | 107   | A Towson             | 61 82 |       |          |       |                 |
| 32                        | A Ohio           | 72 95 | 65    | H Drexel        | 53 65 | 107   | H Towson             | 77 73 |       |          |       |                 |
| 36                        | A James Madison  | 51 58 | 100   | A VCU           | 47 58 | 114   | H Northeastern       | 83 70 |       |          |       |                 |
| 36                        | H James Madison  | 66 63 |       |                 |       | 124   | A Pittsburgh         | 56 60 |       |          |       |                 |
|                           |                  |       |       |                 |       | 149   | A Delaware           | 53 65 |       |          |       |                 |
|                           |                  |       |       |                 |       | 149   | H Delaware           | 72 64 |       |          |       |                 |
|                           |                  |       |       |                 |       | 170   | A William & Mary     | 64 70 |       |          |       |                 |
|                           |                  |       |       |                 |       | 170   | H William & Mary     | 66 58 |       |          |       |                 |
|                           |                  |       |       |                 |       | 213   | A Elon               | 75 70 |       |          |       |                 |
|                           |                  |       |       |                 |       | 213   | H Elon               | 76 51 |       |          |       |                 |
|                           |                  |       |       |                 |       | 221   | H Hofstra            | 89 54 |       |          |       |                 |
|                           |                  |       |       |                 |       | 223   | A East Carolina      | 71 68 |       |          |       |                 |
|                           |                  |       |       |                 |       | 287   | H Col. of Charleston | 71 49 |       |          |       |                 |
|                           |                  |       |       |                 |       | 330   | H Presbyterian       | 63 48 |       |          |       |                 |
|                           |                  |       |       |                 |       | 335   | H Longwood           | 35 33 |       |          |       |                 |
|                           |                  |       |       |                 |       | 336   | H Grand Canyon       | 77 55 |       |          |       |                 |
|                           |                  |       |       |                 |       | 338   | A N.C. Central       | 89 82 |       |          |       |                 |
| LAST 12 Division I GAMES: |                  |       |       |                 |       |       |                      |       |       |          |       |                 |
| 149                       | H Delaware       | 72 64 | 114   | H Northeastern  | 83 70 |       |                      |       |       |          |       |                 |
| 65                        | H Drexel         | 53 65 | 221   | H Hofstra       | 89 54 |       |                      |       |       |          |       |                 |
| 36                        | A James Madison  | 51 58 | 65    | A Drexel        | 55 67 |       |                      |       |       |          |       |                 |
| 107                       | A Towson         | 61 82 | 149   | A Delaware      | 53 65 |       |                      |       |       |          |       |                 |
| 170                       | H William & Mary | 66 58 | 107   | H Towson        | 77 73 |       |                      |       |       |          |       |                 |
| 213                       | H Elon           | 76 51 | 36    | H James Madison | 66 63 |       |                      |       |       |          |       |                 |

Non-Div I Games: Fayetteville St. 72 54 Belmont Abbey 74 58

UNCW

Loss, Non-Conf, S Site, H Home A Away N Neutral

| Average RPI Win:  | 231      | WON-LOST  | WINNING        | LAST 10    | STRENGTH OF | OPP. STRENGTH | TEAM | ADJ. | CONF. | ADJ CONF. |
|-------------------|----------|-----------|----------------|------------|-------------|---------------|------|------|-------|-----------|
| Average RPI Loss: | 54       | RECORD    | PCT. RANK      | GAMES      | SCHEDULE    | OF SCHEDULE   | RPI  | RPI  | RPI   | RPI       |
| DIV. I ONLY       | 16- 9    | 93        | 0- 1           | 129        | 135         | 90            | 90   | 13   | 13    |           |
| DIV. I NON-CONF.  | 6- 5     | 143       | 0- 1           | 67         | 59          | 70            | 70   | 15   | 15    |           |
| TOTALS            | RPI 1-25 | RPI 26-50 | W-L RECORDS    | RPI 51-100 | RPI 101-150 | RPI 150+      |      |      |       |           |
| 16- 9             | 0- 4     | 0- 1      | OVERALL        | 0- 3       | 3- 0        | 13- 1         |      |      |       |           |
| 9- 2              | 0- 1     | 0- 0      | HOME           | 0- 1       | 2- 0        | 7- 0          |      |      |       |           |
| 7- 6              | 0- 3     | 0- 1      | AWAY           | 0- 1       | 1- 0        | 6- 1          |      |      |       |           |
| 0- 1              | 0- 0     | 0- 0      | NEUTRAL        | 0- 1       | 0- 0        | 0- 0          |      |      |       |           |
| 6- 5              | 0- 2     | 0- 1      | NON-CONFERENCE | 0- 2       | 3- 0        | 3- 0          |      |      |       |           |
| 4- 0              | 0- 0     | 0- 0      | HOME           | 0- 0       | 2- 0        | 2- 0          |      |      |       |           |
| 2- 4              | 0- 2     | 0- 1      | AWAY           | 0- 1       | 1- 0        | 1- 0          |      |      |       |           |
| 0- 1              | 0- 0     | 0- 0      | NEUTRAL        | 0- 1       | 0- 0        | 0- 0          |      |      |       |           |
| 10- 4             | 0- 2     | 0- 0      | CONFERENCE     | 0- 1       | 0- 0        | 10- 1         |      |      |       |           |
| 5- 2              | 0- 1     | 0- 0      | HOME           | 0- 1       | 0- 0        | 5- 0          |      |      |       |           |
| 5- 2              | 0- 1     | 0- 0      | AWAY           | 0- 0       | 0- 0        | 5- 1          |      |      |       |           |
| 0- 0              | 0- 0     | 0- 0      | NEUTRAL        | 0- 0       | 0- 0        | 0- 0          |      |      |       |           |

| RPI S                     | Opponent        | Score  | RPI S | Opponent         | Score | RPI S | Opponent        | Score | RPI S | Opponent         | Score |
|---------------------------|-----------------|--------|-------|------------------|-------|-------|-----------------|-------|-------|------------------|-------|
| 7                         | A Iowa          | 57 83  | 37    | A Kansas St.     | 62 72 | 57    | N Boise St.     | 60 61 | 105   | H Creighton      | 65 55 |
| 10                        | A Marquette     | 61 102 |       |                  |       | 69    | H Missouri St.  | 58 63 | 130   | A IUPUI          | 53 40 |
| 24                        | A Drake         | 61 76  |       |                  |       | 99    | A Northern Ill. | 59 70 | 149   | H Delaware       | 79 67 |
| 24                        | H Drake         | 64 88  |       |                  |       |       |                 |       | 151   | H Southern Ill.  | 65 53 |
|                           |                 |        |       |                  |       |       |                 |       | 156   | A Bradley        | 81 78 |
|                           |                 |        |       |                  |       |       |                 |       | 160   | A Illinois St.   | 64 66 |
|                           |                 |        |       |                  |       |       |                 |       | 188   | A Indiana St.    | 71 51 |
|                           |                 |        |       |                  |       |       |                 |       | 188   | H Indiana St.    | 71 63 |
|                           |                 |        |       |                  |       |       |                 |       | 243   | A Loyola Chicago | 71 65 |
|                           |                 |        |       |                  |       |       |                 |       | 243   | H Loyola Chicago | 64 52 |
|                           |                 |        |       |                  |       |       |                 |       | 252   | H North Dakota   | 64 60 |
|                           |                 |        |       |                  |       |       |                 |       | 275   | A Long Beach St. | 71 64 |
|                           |                 |        |       |                  |       |       |                 |       | 314   | A Valparaiso     | 64 56 |
|                           |                 |        |       |                  |       |       |                 |       | 314   | H Valparaiso     | 71 52 |
|                           |                 |        |       |                  |       |       |                 |       | 321   | H Omaha          | 79 50 |
|                           |                 |        |       |                  |       |       |                 |       | 332   | A Evansville     | 74 46 |
|                           |                 |        |       |                  |       |       |                 |       | 332   | H Evansville     | 95 46 |
| LAST 12 Division I GAMES: |                 |        |       |                  |       |       |                 |       |       |                  |       |
| 99                        | A Northern Ill. | 59 70  | 243   | A Loyola Chicago | 71 65 |       |                 |       |       |                  |       |
| 10                        | A Marquette     | 61 102 | 69    | H Missouri St.   | 58 63 |       |                 |       |       |                  |       |
| 332                       | H Evansville    | 95 46  | 151   | H Southern Ill.  | 65 53 |       |                 |       |       |                  |       |
| 188                       | H Indiana St.   | 71 63  | 188   | A Indiana St.    | 71 51 |       |                 |       |       |                  |       |
| 24                        | A Drake         | 61 76  | 332   | A Evansville     | 74 46 |       |                 |       |       |                  |       |
| 314                       | A Valparaiso    | 64 56  | 24    | H Drake          | 64 88 |       |                 |       |       |                  |       |

Non-Div I Games: Minnesota St. 73 56

UNI

Loss, Non-Conf, S Site, H Home A Away N Neutral

|                   |          |           |                |            |             |               |      |      |       |           |
|-------------------|----------|-----------|----------------|------------|-------------|---------------|------|------|-------|-----------|
| Average RPI Win:  | 241      | WON-LOST  | WINNING        | LAST 10    | STRENGTH OF | OPP. STRENGTH | TEAM | ADJ. | CONF. | ADJ CONF. |
| Average RPI Loss: | 119      | RECORD    | PCT. RANK      | GAMES      | SCHEDULE    | OF SCHEDULE   | RPI  | RPI  | RPI   | RPI       |
| DIV. I ONLY       | 10- 16   | 243       | 0- 1           | 121        | 159         | 199           | 199  | 15   | 15    |           |
| DIV. I NON-CONF.  | 2- 9     | 297       | 0- 1           | 86         | 169         | 281           | 281  | 13   | 13    |           |
| TOTALS            | RPI 1-25 | RPI 26-50 | W-L RECORDS    | RPI 51-100 | RPI 101-150 | RPI 150+      |      |      |       |           |
| 10- 16            | 0- 1     | 1- 4      | OVERALL        | 0- 4       | 0- 2        | 9- 5          |      |      |       |           |
| 7- 7              | 0- 1     | 1- 2      | HOME           | 0- 3       | 0- 0        | 6- 1          |      |      |       |           |
| 3- 9              | 0- 0     | 0- 2      | AWAY           | 0- 1       | 0- 2        | 3- 4          |      |      |       |           |
| 0- 0              | 0- 0     | 0- 0      | NEUTRAL        | 0- 0       | 0- 0        | 0- 0          |      |      |       |           |
| 2- 9              | 0- 1     | 0- 1      | NON-CONFERENCE | 0- 3       | 0- 1        | 2- 3          |      |      |       |           |
| 2- 5              | 0- 1     | 0- 1      | HOME           | 0- 2       | 0- 0        | 2- 1          |      |      |       |           |
| 0- 4              | 0- 0     | 0- 0      | AWAY           | 0- 1       | 0- 1        | 0- 2          |      |      |       |           |
| 0- 0              | 0- 0     | 0- 0      | NEUTRAL        | 0- 0       | 0- 0        | 0- 0          |      |      |       |           |
| 8- 7              | 0- 0     | 1- 3      | CONFERENCE     | 0- 1       | 0- 1        | 7- 2          |      |      |       |           |
| 5- 2              | 0- 0     | 1- 1      | HOME           | 0- 1       | 0- 0        | 4- 0          |      |      |       |           |
| 3- 5              | 0- 0     | 0- 2      | AWAY           | 0- 0       | 0- 1        | 3- 2          |      |      |       |           |
| 0- 0              | 0- 0     | 0- 0      | NEUTRAL        | 0- 0       | 0- 0        | 0- 0          |      |      |       |           |

| RPI 1-25                  |   |          |       | RPI 26-50 |   |                     |       | RPI 51-100 |   |              |       | RPI 101+ Team's RPI: 199 |   |                    |       |
|---------------------------|---|----------|-------|-----------|---|---------------------|-------|------------|---|--------------|-------|--------------------------|---|--------------------|-------|
| RPI                       | S | Opponent | Score | RPI       | S | Opponent            | Score | RPI        | S | Opponent     | Score | RPI                      | S | Opponent           | Score |
| 14                        | H | Gonzaga  | 59 70 | 45        | A | Wyoming             | 62 90 | 57         | H | Boise St.    | 57 64 | 111                      | A | Fresno St.         | 55 73 |
|                           |   |          |       | 45        | H | Wyoming             | 49 64 | 62         | H | Middle Tenn. | 62 66 | 125                      | A | Portland St.       | 49 58 |
|                           |   |          |       | 48        | A | New Mexico          | 77 80 | 63         | H | Wright St.   | 52 68 | 177                      | A | UC Irvine          | 55 57 |
|                           |   |          |       | 48        | H | New Mexico          | 66 57 | 84         | A | Duke         | 38 66 | 189                      | H | Utah St.           | 77 56 |
|                           |   |          |       | 49        | H | Southern California | 72 86 |            |   |              |       | 219                      | A | Nevada             | 62 70 |
|                           |   |          |       |           |   |                     |       |            |   |              |       | 220                      | H | Florida            | 56 53 |
|                           |   |          |       |           |   |                     |       |            |   |              |       | 226                      | A | San Diego St.      | 62 49 |
|                           |   |          |       |           |   |                     |       |            |   |              |       | 226                      | H | San Diego St.      | 71 57 |
|                           |   |          |       |           |   |                     |       |            |   |              |       | 233                      | H | Hawaii             | 61 66 |
|                           |   |          |       |           |   |                     |       |            |   |              |       | 276                      | A | Colorado St.       | 49 52 |
|                           |   |          |       |           |   |                     |       |            |   |              |       | 291                      | A | Air Force          | 62 47 |
|                           |   |          |       |           |   |                     |       |            |   |              |       | 291                      | H | Air Force          | 66 56 |
|                           |   |          |       |           |   |                     |       |            |   |              |       | 300                      | H | UC Santa Barbara   | 69 51 |
|                           |   |          |       |           |   |                     |       |            |   |              |       | 301                      | A | South Carolina St. | 49 58 |
|                           |   |          |       |           |   |                     |       |            |   |              |       | 309                      | A | San Jose St.       | 53 43 |
|                           |   |          |       |           |   |                     |       |            |   |              |       | 309                      | H | San Jose St.       | 74 70 |
| LAST 12 Division I GAMES: |   |          |       |           |   |                     |       |            |   |              |       |                          |   |                    |       |
|                           |   |          |       | 301       | A | South Carolina St.  | 49 58 |            |   |              |       | 291                      | A | Air Force          | 62 47 |
|                           |   |          |       | 220       | H | Florida             | 56 53 |            |   |              |       | 111                      | A | Fresno St.         | 55 73 |
|                           |   |          |       | 62        | H | Middle Tenn.        | 62 66 |            |   |              |       | 57                       | H | Boise St.          | 57 64 |
|                           |   |          |       | 226       | A | San Diego St.       | 62 49 |            |   |              |       | 189                      | H | Utah St.           | 77 56 |
|                           |   |          |       | 45        | H | Wyoming             | 49 64 |            |   |              |       | 219                      | A | Nevada             | 62 70 |
|                           |   |          |       | 309       | H | San Jose St.        | 74 70 |            |   |              |       | 226                      | H | San Diego St.      | 71 57 |

Non-Div I Games:

UNLV

■ Loss, 
 ■ Non-Conf, S Site, 
 ■ Home 
 ■ Away 
 N Neutral

|                   |          |           |                |            |             |               |      |      |       |           |
|-------------------|----------|-----------|----------------|------------|-------------|---------------|------|------|-------|-----------|
| Average RPI Win:  | 313      | WON-LOST  | WINNING        | LAST 10    | STRENGTH OF | OPP. STRENGTH | TEAM | ADJ. | CONF. | ADJ CONF. |
| Average RPI Loss: | 229      | RECORD    | PCT. RANK      | GAMES      | SCHEDULE    | OF SCHEDULE   | RPI  | RPI  | RPI   | RPI       |
| DIV. I ONLY       | 4- 19    | 325       | 1- 0           | 344        | 316         | 342           | 342  | 27   | 27    |           |
| DIV. I NON-CONF.  | 1- 7     | 319       | 0- 0           | 324        | 328         | 338           | 338  | 29   | 29    |           |
| TOTALS            | RPI 1-25 | RPI 26-50 | W-L RECORDS    | RPI 51-100 | RPI 101-150 | RPI 150+      |      |      |       |           |
| 4- 19             | 0- 0     | 0- 0      | OVERALL        | 0- 3       | 0- 1        | 4- 15         |      |      |       |           |
| 2- 5              | 0- 0     | 0- 0      | HOME           | 0- 1       | 0- 1        | 2- 3          |      |      |       |           |
| 2- 14             | 0- 0     | 0- 0      | AWAY           | 0- 2       | 0- 0        | 2- 12         |      |      |       |           |
| 0- 0              | 0- 0     | 0- 0      | NEUTRAL        | 0- 0       | 0- 0        | 0- 0          |      |      |       |           |
| 1- 7              | 0- 0     | 0- 0      | NON-CONFERENCE | 0- 2       | 0- 0        | 1- 5          |      |      |       |           |
| 0- 0              | 0- 0     | 0- 0      | HOME           | 0- 0       | 0- 0        | 0- 0          |      |      |       |           |
| 1- 7              | 0- 0     | 0- 0      | AWAY           | 0- 2       | 0- 0        | 1- 5          |      |      |       |           |
| 0- 0              | 0- 0     | 0- 0      | NEUTRAL        | 0- 0       | 0- 0        | 0- 0          |      |      |       |           |
| 3- 12             | 0- 0     | 0- 0      | CONFERENCE     | 0- 1       | 0- 1        | 3- 10         |      |      |       |           |
| 2- 5              | 0- 0     | 0- 0      | HOME           | 0- 1       | 0- 1        | 2- 3          |      |      |       |           |
| 1- 7              | 0- 0     | 0- 0      | AWAY           | 0- 0       | 0- 0        | 1- 7          |      |      |       |           |
| 0- 0              | 0- 0     | 0- 0      | NEUTRAL        | 0- 0       | 0- 0        | 0- 0          |      |      |       |           |

| RPI 1-25                  |   |          |       | RPI 26-50 |   |                |       | RPI 51-100 |   |                |       | RPI 101+ |   |                    |       | Team's RPI: 342 |  |
|---------------------------|---|----------|-------|-----------|---|----------------|-------|------------|---|----------------|-------|----------|---|--------------------|-------|-----------------|--|
| RPI                       | S | Opponent | Score | RPI       | S | Opponent       | Score | RPI        | S | Opponent       | Score | RPI      | S | Opponent           | Score |                 |  |
|                           |   |          |       |           |   |                |       | 60         | A | Virginia Tech  | 45 96 | 123      | H | High Point         | 61 87 |                 |  |
|                           |   |          |       |           |   |                |       | 76         | H | Radford        | 41 82 | 186      | A | UNC Asheville      | 53 56 |                 |  |
|                           |   |          |       |           |   |                |       | 86         | A | Nebraska       | 64 87 | 186      | H | UNC Asheville      | 86 93 |                 |  |
|                           |   |          |       |           |   |                |       |            |   |                |       | 200      | A | Hampton            | 43 67 |                 |  |
|                           |   |          |       |           |   |                |       |            |   |                |       | 214      | A | Campbell           | 41 61 |                 |  |
|                           |   |          |       |           |   |                |       |            |   |                |       | 216      | A | Furman             | 67 78 |                 |  |
|                           |   |          |       |           |   |                |       |            |   |                |       | 223      | A | East Carolina      | 53 63 |                 |  |
|                           |   |          |       |           |   |                |       |            |   |                |       | 244      | A | Gardner-Webb       | 72 92 |                 |  |
|                           |   |          |       |           |   |                |       |            |   |                |       | 289      | A | Winthrop           | 76 50 |                 |  |
|                           |   |          |       |           |   |                |       |            |   |                |       | 289      | H | Winthrop           | 58 49 |                 |  |
|                           |   |          |       |           |   |                |       |            |   |                |       | 293      | A | Charleston So.     | 62 74 |                 |  |
|                           |   |          |       |           |   |                |       |            |   |                |       | 293      | H | Charleston So.     | 75 78 |                 |  |
|                           |   |          |       |           |   |                |       |            |   |                |       | 301      | A | South Carolina St. | 66 71 |                 |  |
|                           |   |          |       |           |   |                |       |            |   |                |       | 321      | A | Omaha              | 69 96 |                 |  |
|                           |   |          |       |           |   |                |       |            |   |                |       | 330      | A | Presbyterian       | 54 70 |                 |  |
|                           |   |          |       |           |   |                |       |            |   |                |       | 330      | H | Presbyterian       | 58 66 |                 |  |
|                           |   |          |       |           |   |                |       |            |   |                |       | 335      | A | Longwood           | 58 80 |                 |  |
|                           |   |          |       |           |   |                |       |            |   |                |       | 335      | H | Longwood           | 72 67 |                 |  |
|                           |   |          |       |           |   |                |       |            |   |                |       | 338      | A | N.C. Central       | 82 63 |                 |  |
|                           |   |          |       |           |   |                |       |            |   |                |       | 339      | A | Western Caro.      | 64 68 |                 |  |
| LAST 12 Division I GAMES: |   |          |       |           |   |                |       |            |   |                |       |          |   |                    |       |                 |  |
|                           |   |          |       | 289       | H | Winthrop       | 58 49 | 76         | H | Radford        | 41 82 |          |   |                    |       |                 |  |
|                           |   |          |       | 186       | A | UNC Asheville  | 53 56 | 200        | A | Hampton        | 43 67 |          |   |                    |       |                 |  |
|                           |   |          |       | 330       | H | Presbyterian   | 58 66 | 335        | H | Longwood       | 72 67 |          |   |                    |       |                 |  |
|                           |   |          |       | 335       | A | Longwood       | 58 80 | 244        | A | Gardner-Webb   | 72 92 |          |   |                    |       |                 |  |
|                           |   |          |       | 293       | A | Charleston So. | 62 74 | 293        | H | Charleston So. | 75 78 |          |   |                    |       |                 |  |
|                           |   |          |       | 214       | A | Campbell       | 41 61 | 186        | H | UNC Asheville  | 86 93 |          |   |                    |       |                 |  |

USC Upstate

Loss, Non-Conf, S Site, H Home A Away N Neutral

|                   |          |           |                |            |             |               |      |      |       |           |
|-------------------|----------|-----------|----------------|------------|-------------|---------------|------|------|-------|-----------|
| Average RPI Win:  | 210      | WON-LOST  | WINNING        | LAST 10    | STRENGTH OF | OPP. STRENGTH | TEAM | ADJ. | CONF. | ADJ CONF. |
| Average RPI Loss: | 86       | RECORD    | PCT. RANK      | GAMES      | SCHEDULE    | OF SCHEDULE   | RPI  | RPI  | RPI   | RPI       |
| DIV. I ONLY       | 20- 6    | 40        | 1- 0           | 253        | 106         | 94            | 94   | 12   | 12    |           |
| DIV. I NON-CONF.  | 8- 3     | 72        | 0- 0           | 284        | 134         | 132           | 132  | 14   | 14    |           |
| TOTALS            | RPI 1-25 | RPI 26-50 | W-L RECORDS    | RPI 51-100 | RPI 101-150 | RPI 150+      |      |      |       |           |
| 20- 6             | 0- 0     | 0- 1      | OVERALL        | 1- 3       | 3- 2        | 16- 0         |      |      |       |           |
| 9- 3              | 0- 0     | 0- 1      | HOME           | 0- 2       | 2- 0        | 7- 0          |      |      |       |           |
| 11- 3             | 0- 0     | 0- 0      | AWAY           | 1- 1       | 1- 2        | 9- 0          |      |      |       |           |
| 0- 0              | 0- 0     | 0- 0      | NEUTRAL        | 0- 0       | 0- 0        | 0- 0          |      |      |       |           |
| 8- 3              | 0- 0     | 0- 1      | NON-CONFERENCE | 1- 1       | 0- 1        | 7- 0          |      |      |       |           |
| 3- 2              | 0- 0     | 0- 1      | HOME           | 0- 1       | 0- 0        | 3- 0          |      |      |       |           |
| 5- 1              | 0- 0     | 0- 0      | AWAY           | 1- 0       | 0- 1        | 4- 0          |      |      |       |           |
| 0- 0              | 0- 0     | 0- 0      | NEUTRAL        | 0- 0       | 0- 0        | 0- 0          |      |      |       |           |
| 12- 3             | 0- 0     | 0- 0      | CONFERENCE     | 0- 2       | 3- 1        | 9- 0          |      |      |       |           |
| 6- 1              | 0- 0     | 0- 0      | HOME           | 0- 1       | 2- 0        | 4- 0          |      |      |       |           |
| 6- 2              | 0- 0     | 0- 0      | AWAY           | 0- 1       | 1- 1        | 5- 0          |      |      |       |           |
| 0- 0              | 0- 0     | 0- 0      | NEUTRAL        | 0- 0       | 0- 0        | 0- 0          |      |      |       |           |

| RPI 1-25                  |   |          |       | RPI 26-50 |   |                     |       | RPI 51-100 |   |               |        | Team's RPI: 94 | RPI 101+ |   |                 |        |
|---------------------------|---|----------|-------|-----------|---|---------------------|-------|------------|---|---------------|--------|----------------|----------|---|-----------------|--------|
| RPI                       | S | Opponent | Score | RPI       | S | Opponent            | Score | RPI        | S | Opponent      | Score  |                | RPI      | S | Opponent        | Score  |
|                           |   |          |       | 49        | H | Southern California | 61 73 |            |   |               |        |                |          |   |                 |        |
|                           |   |          |       |           |   |                     |       | 68         | A | Little Rock   | 65 68  |                | 111      | A | Fresno St.      | 61 70  |
|                           |   |          |       |           |   |                     |       | 68         | H | Little Rock   | 61 62  |                | 134      | A | Georgia St.     | 48 50  |
|                           |   |          |       |           |   |                     |       | 88         | H | Arkansas      | 65 66  |                | 134      | H | Georgia St.     | 69 45  |
|                           |   |          |       |           |   |                     |       | 91         | A | Houston       | 65 61  |                | 142      | A | Appalachian St. | 72 65  |
|                           |   |          |       |           |   |                     |       |            |   |               |        |                | 142      | H | Appalachian St. | 99 94  |
|                           |   |          |       |           |   |                     |       |            |   |               |        |                | 163      | A | Coastal Caro.   | 67 64  |
|                           |   |          |       |           |   |                     |       |            |   |               |        |                | 163      | H | Coastal Caro.   | 79 53  |
|                           |   |          |       |           |   |                     |       |            |   |               |        |                | 167      | A | Oral Roberts    | 80 62  |
|                           |   |          |       |           |   |                     |       |            |   |               |        |                | 168      | H | Texas St.       | 68 53  |
|                           |   |          |       |           |   |                     |       |            |   |               |        |                | 175      | A | Arkansas St.    | 100 73 |
|                           |   |          |       |           |   |                     |       |            |   |               |        |                | 175      | H | Arkansas St.    | 67 62  |
|                           |   |          |       |           |   |                     |       |            |   |               |        |                | 205      | H | Grambling       | 78 54  |
|                           |   |          |       |           |   |                     |       |            |   |               |        |                | 211      | A | SMU             | 66 41  |
|                           |   |          |       |           |   |                     |       |            |   |               |        |                | 247      | A | San Francisco   | 80 73  |
|                           |   |          |       |           |   |                     |       |            |   |               |        |                | 258      | A | Louisiana       | 76 61  |
|                           |   |          |       |           |   |                     |       |            |   |               |        |                | 277      | H | Jackson St.     | 99 63  |
|                           |   |          |       |           |   |                     |       |            |   |               |        |                | 284      | A | Ga. Southern    | 74 53  |
|                           |   |          |       |           |   |                     |       |            |   |               |        |                | 284      | H | Ga. Southern    | 81 48  |
|                           |   |          |       |           |   |                     |       |            |   |               |        |                | 302      | A | Incarnate Word  | 97 49  |
|                           |   |          |       |           |   |                     |       |            |   |               |        |                | 305      | H | UTSA            | 53 48  |
|                           |   |          |       |           |   |                     |       |            |   |               |        |                | 316      | A | La.-Monroe      | 60 56  |
| LAST 12 Division I GAMES: |   |          |       |           |   |                     |       |            |   |               |        |                |          |   |                 |        |
|                           |   |          |       | 316       | A | La.-Monroe          | 60 56 | 258        | A | Louisiana     | 76 61  |                |          |   |                 |        |
|                           |   |          |       | 175       | H | Arkansas St.        | 67 62 | 134        | H | Georgia St.   | 69 45  |                |          |   |                 |        |
|                           |   |          |       | 68        | H | Little Rock         | 61 62 | 284        | H | Ga. Southern  | 81 48  |                |          |   |                 |        |
|                           |   |          |       | 142       | A | Appalachian St.     | 72 65 | 68         | A | Little Rock   | 65 68  |                |          |   |                 |        |
|                           |   |          |       | 163       | A | Coastal Caro.       | 67 64 | 175        | A | Arkansas St.  | 100 73 |                |          |   |                 |        |
|                           |   |          |       | 168       | H | Texas St.           | 68 53 | 163        | H | Coastal Caro. | 79 53  |                |          |   |                 |        |

Non-Div I Games:

UT Arlington

■ Loss, 
 ■ Non-Conf, 
 ■ S Site, 
 ■ Home 
 ■ A Away 
 N Neutral

|                   |          |           |                |            |             |               |      |      |       |           |
|-------------------|----------|-----------|----------------|------------|-------------|---------------|------|------|-------|-----------|
| Average RPI Win:  | 251      | WON-LOST  | WINNING        | LAST 10    | STRENGTH OF | OPP. STRENGTH | TEAM | ADJ. | CONF. | ADJ CONF. |
| Average RPI Loss: | 144      | RECORD    | PCT. RANK      | GAMES      | SCHEDULE    | OF SCHEDULE   | RPI  | RPI  | RPI   | RPI       |
| DIV. I ONLY       | 17- 8    | 74        | 1- 0           | 274        | 240         | 132           | 132  | 22   | 22    |           |
| DIV. I NON-CONF.  | 6- 3     | 91        | 0- 0           | 263        | 93          | 102           | 102  | 22   | 22    |           |
| TOTALS            | RPI 1-25 | RPI 26-50 | W-L RECORDS    | RPI 51-100 | RPI 101-150 | RPI 150+      |      |      |       |           |
| 17- 8             | 0- 1     | 0- 0      | OVERALL        | 0- 1       | 0- 3        | 17- 3         |      |      |       |           |
| 10- 1             | 0- 0     | 0- 0      | HOME           | 0- 0       | 0- 0        | 10- 1         |      |      |       |           |
| 7- 7              | 0- 1     | 0- 0      | AWAY           | 0- 1       | 0- 3        | 7- 2          |      |      |       |           |
| 0- 0              | 0- 0     | 0- 0      | NEUTRAL        | 0- 0       | 0- 0        | 0- 0          |      |      |       |           |
| 6- 3              | 0- 1     | 0- 0      | NON-CONFERENCE | 0- 0       | 0- 2        | 6- 0          |      |      |       |           |
| 4- 0              | 0- 0     | 0- 0      | HOME           | 0- 0       | 0- 0        | 4- 0          |      |      |       |           |
| 2- 3              | 0- 1     | 0- 0      | AWAY           | 0- 0       | 0- 2        | 2- 0          |      |      |       |           |
| 0- 0              | 0- 0     | 0- 0      | NEUTRAL        | 0- 0       | 0- 0        | 0- 0          |      |      |       |           |
| 11- 5             | 0- 0     | 0- 0      | CONFERENCE     | 0- 1       | 0- 1        | 11- 3         |      |      |       |           |
| 6- 1              | 0- 0     | 0- 0      | HOME           | 0- 0       | 0- 0        | 6- 1          |      |      |       |           |
| 5- 4              | 0- 0     | 0- 0      | AWAY           | 0- 1       | 0- 1        | 5- 2          |      |      |       |           |
| 0- 0              | 0- 0     | 0- 0      | NEUTRAL        | 0- 0       | 0- 0        | 0- 0          |      |      |       |           |

| RPI 1-25                  |   |                   |        | RPI 26-50 |   |              |        | RPI 51-100 |   |               |        | RPI 101+ Team's RPI: 132 |   |                   |        |
|---------------------------|---|-------------------|--------|-----------|---|--------------|--------|------------|---|---------------|--------|--------------------------|---|-------------------|--------|
| RPI                       | S | Opponent          | Score  | RPI       | S | Opponent     | Score  | RPI        | S | Opponent      | Score  | RPI                      | S | Opponent          | Score  |
| 3                         | A | Louisville        | 62 102 |           |   |              |        | 61         | A | Belmont       | 86 100 | 108                      | A | Northwestern      | 64 90  |
|                           |   |                   |        |           |   |              |        |            |   |               |        | 130                      | A | IUPUI             | 72 73  |
|                           |   |                   |        |           |   |              |        |            |   |               |        | 131                      | A | Morehead St.      | 75 85  |
|                           |   |                   |        |           |   |              |        |            |   |               |        | 151                      | H | Southern Ill.     | 95 94  |
|                           |   |                   |        |           |   |              |        |            |   |               |        | 154                      | H | Tennessee Tech    | 76 80  |
|                           |   |                   |        |           |   |              |        |            |   |               |        | 162                      | A | Chattanooga       | 81 79  |
|                           |   |                   |        |           |   |              |        |            |   |               |        | 175                      | H | Arkansas St.      | 97 91  |
|                           |   |                   |        |           |   |              |        |            |   |               |        | 201                      | H | Jacksonville St.  | 77 72  |
|                           |   |                   |        |           |   |              |        |            |   |               |        | 234                      | A | Southeast Mo. St. | 80 73  |
|                           |   |                   |        |           |   |              |        |            |   |               |        | 234                      | H | Southeast Mo. St. | 61 50  |
|                           |   |                   |        |           |   |              |        |            |   |               |        | 240                      | A | SIUE              | 75 48  |
|                           |   |                   |        |           |   |              |        |            |   |               |        | 240                      | H | SIUE              | 68 55  |
|                           |   |                   |        |           |   |              |        |            |   |               |        | 260                      | A | Austin Peay       | 59 58  |
|                           |   |                   |        |           |   |              |        |            |   |               |        | 260                      | H | Austin Peay       | 74 65  |
|                           |   |                   |        |           |   |              |        |            |   |               |        | 267                      | A | Murray St.        | 73 76  |
|                           |   |                   |        |           |   |              |        |            |   |               |        | 267                      | H | Murray St.        | 75 67  |
|                           |   |                   |        |           |   |              |        |            |   |               |        | 286                      | H | Samford           | 89 68  |
|                           |   |                   |        |           |   |              |        |            |   |               |        | 294                      | A | Eastern Ill.      | 71 77  |
|                           |   |                   |        |           |   |              |        |            |   |               |        | 294                      | H | Eastern Ill.      | 90 66  |
|                           |   |                   |        |           |   |              |        |            |   |               |        | 298                      | A | Tennessee St.     | 73 61  |
|                           |   |                   |        |           |   |              |        |            |   |               |        | 317                      | A | Lipscomb          | 62 53  |
|                           |   |                   |        |           |   |              |        |            |   |               |        | 327                      | A | Eastern Ky.       | 87 61  |
|                           |   |                   |        |           |   |              |        |            |   |               |        | 329                      | H | Mississippi Val.  | 110 51 |
| LAST 12 Division I GAMES: |   |                   |        |           |   |              |        |            |   |               |        |                          |   |                   |        |
| 260                       | A | Austin Peay       | 59 58  | 61        | A | Belmont      | 86 100 | 298        | A | Tennessee St. | 73 61  | 240                      | H | SIUE              | 68 55  |
| 267                       | A | Murray St.        | 73 76  | 240       | H | SIUE         | 68 55  | 294        | H | Eastern Ill.  | 90 66  | 131                      | A | Morehead St.      | 75 85  |
| 240                       | A | SIUE              | 75 48  | 294       | H | Eastern Ill. | 90 66  | 327        | A | Eastern Ky.   | 87 61  |                          |   |                   |        |
| 234                       | H | Southeast Mo. St. | 61 50  | 131       | A | Morehead St. | 75 85  |            |   |               |        |                          |   |                   |        |
| 154                       | H | Tennessee Tech    | 76 80  |           |   |              |        |            |   |               |        |                          |   |                   |        |
| 201                       | H | Jacksonville St.  | 77 72  |           |   |              |        |            |   |               |        |                          |   |                   |        |

Non-Div I Games: Ala.-Huntsville 100 69 Christian Bros. 108 82

UT Martin

■ Loss, 
 ■ Non-Conf, S Site, 
 ■ Home 
 ■ Away 
 N Neutral

|                   |          |           |                |            |             |               |      |      |       |           |
|-------------------|----------|-----------|----------------|------------|-------------|---------------|------|------|-------|-----------|
| Average RPI Win:  | 297      | WON-LOST  | WINNING        | LAST 10    | STRENGTH OF | OPP. STRENGTH | TEAM | ADJ. | CONF. | ADJ CONF. |
| Average RPI Loss: | 139      | RECORD    | PCT. RANK      | GAMES      | SCHEDULE    | OF SCHEDULE   | RPI  | RPI  | RPI   | RPI       |
| DIV. I ONLY       | 7- 20    | 297       | 1- 0           | 165        | 209         | 278           | 278  | 14   | 14    |           |
| DIV. I NON-CONF.  | 3- 10    | 278       | 0- 0           | 170        | 309         | 295           | 295  | 17   | 17    |           |
| TOTALS            | RPI 1-25 | RPI 26-50 | W-L RECORDS    | RPI 51-100 | RPI 101-150 | RPI 150+      |      |      |       |           |
| 7- 20             | 0- 0     | 0- 2      | OVERALL        | 0- 3       | 0- 6        | 7- 9          |      |      |       |           |
| 3- 11             | 0- 0     | 0- 0      | HOME           | 0- 1       | 0- 4        | 3- 6          |      |      |       |           |
| 3- 8              | 0- 0     | 0- 2      | AWAY           | 0- 2       | 0- 1        | 3- 3          |      |      |       |           |
| 1- 1              | 0- 0     | 0- 0      | NEUTRAL        | 0- 0       | 0- 1        | 1- 0          |      |      |       |           |
| 3- 10             | 0- 0     | 0- 1      | NON-CONFERENCE | 0- 1       | 0- 3        | 3- 5          |      |      |       |           |
| 2- 5              | 0- 0     | 0- 0      | HOME           | 0- 0       | 0- 2        | 2- 3          |      |      |       |           |
| 0- 4              | 0- 0     | 0- 1      | AWAY           | 0- 1       | 0- 0        | 0- 2          |      |      |       |           |
| 1- 1              | 0- 0     | 0- 0      | NEUTRAL        | 0- 0       | 0- 1        | 1- 0          |      |      |       |           |
| 4- 10             | 0- 0     | 0- 1      | CONFERENCE     | 0- 2       | 0- 3        | 4- 4          |      |      |       |           |
| 1- 6              | 0- 0     | 0- 0      | HOME           | 0- 1       | 0- 2        | 1- 3          |      |      |       |           |
| 3- 4              | 0- 0     | 0- 1      | AWAY           | 0- 1       | 0- 1        | 3- 1          |      |      |       |           |
| 0- 0              | 0- 0     | 0- 0      | NEUTRAL        | 0- 0       | 0- 0        | 0- 0          |      |      |       |           |

| RPI 1-25                  |   |          | RPI 26-50 |     |   | RPI 51-100     |       |     | RPI 101+ |              |       | Team's RPI: 278 |   |                   |       |
|---------------------------|---|----------|-----------|-----|---|----------------|-------|-----|----------|--------------|-------|-----------------|---|-------------------|-------|
| RPI                       | S | Opponent | Score     | RPI | S | Opponent       | Score | RPI | S        | Opponent     | Score |                 |   |                   |       |
|                           |   |          |           | 35  | A | Rice           | 42 76 | 62  | H        | Middle Tenn. | 49 79 | 103             | H | UAB               | 48 74 |
|                           |   |          |           | 48  | A | New Mexico     | 51 69 | 73  | A        | Arizona      | 40 62 | 118             | A | Charlotte         | 39 62 |
|                           |   |          |           |     |   |                |       | 87  | A        | Old Dominion | 59 78 | 119             | H | Western Ky.       | 61 64 |
|                           |   |          |           |     |   |                |       |     |          |              |       | 125             | H | Portland St.      | 61 89 |
|                           |   |          |           |     |   |                |       |     |          |              |       | 145             | H | New Mexico St.    | 65 69 |
|                           |   |          |           |     |   |                |       |     |          |              |       | 148             | N | Akron             | 57 64 |
|                           |   |          |           |     |   |                |       |     |          |              |       | 158             | A | Tulsa             | 45 66 |
|                           |   |          |           |     |   |                |       |     |          |              |       | 164             | H | Abilene Christian | 69 70 |
|                           |   |          |           |     |   |                |       |     |          |              |       | 172             | H | Louisiana Tech    | 64 74 |
|                           |   |          |           |     |   |                |       |     |          |              |       | 173             | H | Nicholls St.      | 56 58 |
|                           |   |          |           |     |   |                |       |     |          |              |       | 175             | H | Arkansas St.      | 66 67 |
|                           |   |          |           |     |   |                |       |     |          |              |       | 176             | A | North Texas       | 51 70 |
|                           |   |          |           |     |   |                |       |     |          |              |       | 180             | H | Southern Miss.    | 63 64 |
|                           |   |          |           |     |   |                |       |     |          |              |       | 202             | H | Marshall          | 60 63 |
|                           |   |          |           |     |   |                |       |     |          |              |       | 235             | N | Western Ill.      | 84 72 |
|                           |   |          |           |     |   |                |       |     |          |              |       | 265             | H | CSU Bakersfield   | 53 47 |
|                           |   |          |           |     |   |                |       |     |          |              |       | 304             | A | Fla. Atlantic     | 70 44 |
|                           |   |          |           |     |   |                |       |     |          |              |       | 305             | A | UTSA              | 73 60 |
|                           |   |          |           |     |   |                |       |     |          |              |       | 305             | H | UTSA              | 77 73 |
|                           |   |          |           |     |   |                |       |     |          |              |       | 315             | A | FIU               | 60 55 |
|                           |   |          |           |     |   |                |       |     |          |              |       | 319             | A | Weber St.         | 63 68 |
|                           |   |          |           |     |   |                |       |     |          |              |       | 351             | H | Alcorn            | 77 51 |
| LAST 12 Division I GAMES: |   |          |           |     |   |                |       |     |          |              |       |                 |   |                   |       |
|                           |   |          |           | 305 | H | UTSA           | 77 73 | 202 | H        | Marshall     | 60 63 |                 |   |                   |       |
|                           |   |          |           | 180 | H | Southern Miss. | 63 64 | 118 | A        | Charlotte    | 39 62 |                 |   |                   |       |
|                           |   |          |           | 172 | H | Louisiana Tech | 64 74 | 87  | A        | Old Dominion | 59 78 |                 |   |                   |       |
|                           |   |          |           | 315 | A | FIU            | 60 55 | 62  | H        | Middle Tenn. | 49 79 |                 |   |                   |       |
|                           |   |          |           | 304 | A | Fla. Atlantic  | 70 44 | 103 | H        | UAB          | 48 74 |                 |   |                   |       |
|                           |   |          |           | 119 | H | Western Ky.    | 61 64 | 35  | A        | Rice         | 42 76 |                 |   |                   |       |

Non-Div I Games:

UTEP

■ Loss, 
 ■ Non-Conf, 
 ■ S Site, 
 ■ H Home 
 ■ A Away 
 N Neutral

|                              |               |            |                |             |               |            |            |           |           |
|------------------------------|---------------|------------|----------------|-------------|---------------|------------|------------|-----------|-----------|
| Average RPI Win: <b>288</b>  | WON-LOST      | WINNING    | LAST 10        | STRENGTH OF | OPP. STRENGTH | TEAM       | ADJ.       | CONF.     | ADJ CONF. |
| Average RPI Loss: <b>181</b> | RECORD        | PCT. RANK  | GAMES          | SCHEDULE    | OF SCHEDULE   | RPI        | RPI        | RPI       | RPI       |
| DIV. I ONLY                  | <b>12- 12</b> | <b>170</b> | <b>0- 1</b>    | <b>295</b>  | <b>300</b>    | <b>225</b> | <b>225</b> | <b>30</b> | <b>30</b> |
| DIV. I NON-CONF.             | <b>4- 7</b>   | <b>228</b> | <b>0- 0</b>    | <b>162</b>  | <b>168</b>    | <b>212</b> | <b>212</b> | <b>30</b> | <b>30</b> |
| TOTALS                       | RPI 1-25      | RPI 26-50  | W-L RECORDS    | RPI 51-100  | RPI 101-150   | RPI 150+   |            |           |           |
| 12- 12                       | 0- 2          | 0- 1       | OVERALL        | 0- 0        | 0- 2          | 12- 7      |            |           |           |
| 6- 5                         | 0- 0          | 0- 1       | HOME           | 0- 0        | 0- 1          | 6- 3       |            |           |           |
| 6- 7                         | 0- 2          | 0- 0       | AWAY           | 0- 0        | 0- 1          | 6- 4       |            |           |           |
| 0- 0                         | 0- 0          | 0- 0       | NEUTRAL        | 0- 0        | 0- 0          | 0- 0       |            |           |           |
| 4- 7                         | 0- 2          | 0- 1       | NON-CONFERENCE | 0- 0        | 0- 0          | 4- 4       |            |           |           |
| 2- 3                         | 0- 0          | 0- 1       | HOME           | 0- 0        | 0- 0          | 2- 2       |            |           |           |
| 2- 4                         | 0- 2          | 0- 0       | AWAY           | 0- 0        | 0- 0          | 2- 2       |            |           |           |
| 0- 0                         | 0- 0          | 0- 0       | NEUTRAL        | 0- 0        | 0- 0          | 0- 0       |            |           |           |
| 8- 5                         | 0- 0          | 0- 0       | CONFERENCE     | 0- 0        | 0- 2          | 8- 3       |            |           |           |
| 4- 2                         | 0- 0          | 0- 0       | HOME           | 0- 0        | 0- 1          | 4- 1       |            |           |           |
| 4- 3                         | 0- 0          | 0- 0       | AWAY           | 0- 0        | 0- 1          | 4- 2       |            |           |           |
| 0- 0                         | 0- 0          | 0- 0       | NEUTRAL        | 0- 0        | 0- 0          | 0- 0       |            |           |           |

| RPI 1-25                  |   |                 |              | RPI 26-50 |   |                 |              | RPI 51-100 |   |          |       | RPI 101+ Team's RPI: 225 |   |                    |              |
|---------------------------|---|-----------------|--------------|-----------|---|-----------------|--------------|------------|---|----------|-------|--------------------------|---|--------------------|--------------|
| RPI                       | S | Opponent        | Score        | RPI       | S | Opponent        | Score        | RPI        | S | Opponent | Score | RPI                      | S | Opponent           | Score        |
| 2                         | A | Baylor          | 37 <b>98</b> | 26        | H | Texas           | 66 <b>81</b> |            |   |          |       | 145                      | A | New Mexico St.     | 63 <b>71</b> |
| 22                        | A | Texas A&M       | 61 <b>84</b> |           |   |                 |              |            |   |          |       | 145                      | H | New Mexico St.     | 67 <b>70</b> |
|                           |   |                 |              |           |   |                 |              |            |   |          |       | 208                      | H | Prairie View       | 57 50        |
|                           |   |                 |              |           |   |                 |              |            |   |          |       | 227                      | A | Massachusetts      | 70 <b>74</b> |
|                           |   |                 |              |           |   |                 |              |            |   |          |       | 237                      | A | UMKC               | 75 56        |
|                           |   |                 |              |           |   |                 |              |            |   |          |       | 242                      | H | Texas Southern     | 55 <b>69</b> |
|                           |   |                 |              |           |   |                 |              |            |   |          |       | 246                      | A | A&M-Corpus Christi | 70 57        |
|                           |   |                 |              |           |   |                 |              |            |   |          |       | 246                      | H | A&M-Corpus Christi | 49 <b>59</b> |
|                           |   |                 |              |           |   |                 |              |            |   |          |       | 251                      | H | California Baptist | 60 56        |
|                           |   |                 |              |           |   |                 |              |            |   |          |       | 258                      | H | Louisiana          | 75 60        |
|                           |   |                 |              |           |   |                 |              |            |   |          |       | 265                      | A | CSU Bakersfield    | 63 <b>68</b> |
|                           |   |                 |              |           |   |                 |              |            |   |          |       | 265                      | H | CSU Bakersfield    | 64 56        |
|                           |   |                 |              |           |   |                 |              |            |   |          |       | 274                      | A | Utah Valley        | 57 <b>72</b> |
|                           |   |                 |              |           |   |                 |              |            |   |          |       | 274                      | H | Utah Valley        | 55 <b>57</b> |
|                           |   |                 |              |           |   |                 |              |            |   |          |       | 281                      | A | Canisius           | 57 53        |
|                           |   |                 |              |           |   |                 |              |            |   |          |       | 305                      | A | UTSA               | 58 <b>61</b> |
|                           |   |                 |              |           |   |                 |              |            |   |          |       | 336                      | A | Grand Canyon       | 66 50        |
|                           |   |                 |              |           |   |                 |              |            |   |          |       | 336                      | H | Grand Canyon       | 49 42        |
|                           |   |                 |              |           |   |                 |              |            |   |          |       | 344                      | A | Seattle U          | 74 70        |
|                           |   |                 |              |           |   |                 |              |            |   |          |       | 344                      | H | Seattle U          | 69 56        |
|                           |   |                 |              |           |   |                 |              |            |   |          |       | 350                      | A | Chicago St.        | 71 55        |
| LAST 12 Division I GAMES: |   |                 |              |           |   |                 |              |            |   |          |       |                          |   |                    |              |
| 145                       | H | New Mexico St.  | 67 <b>70</b> | 350       | A | Chicago St.     | 71 55        |            |   |          |       |                          |   |                    |              |
| 274                       | A | Utah Valley     | 57 <b>72</b> | 145       | A | New Mexico St.  | 63 <b>71</b> |            |   |          |       |                          |   |                    |              |
| 344                       | A | Seattle U       | 74 70        | 344       | H | Seattle U       | 69 56        |            |   |          |       |                          |   |                    |              |
| 265                       | H | CSU Bakersfield | 64 56        | 274       | H | Utah Valley     | 55 <b>57</b> |            |   |          |       |                          |   |                    |              |
| 336                       | H | Grand Canyon    | 49 42        | 336       | A | Grand Canyon    | 66 50        |            |   |          |       |                          |   |                    |              |
| 237                       | A | UMKC            | 75 56        | 265       | A | CSU Bakersfield | 63 <b>68</b> |            |   |          |       |                          |   |                    |              |

Non-Div I Games: Texas Lutheran 82 38 UNKNOWN 74 43

UTRGV

Loss, Non-Conf, S Site, H Home A Away N Neutral



|                              |          |           |                |             |               |          |      |       |           |
|------------------------------|----------|-----------|----------------|-------------|---------------|----------|------|-------|-----------|
| Average RPI Win: <b>230</b>  | WON-LOST | WINNING   | LAST 10        | STRENGTH OF | OPP. STRENGTH | TEAM     | ADJ. | CONF. | ADJ CONF. |
| Average RPI Loss: <b>165</b> | RECORD   | PCT. RANK | GAMES          | SCHEDULE    | OF SCHEDULE   | RPI      | RPI  | RPI   | RPI       |
| DIV. I ONLY                  | 5- 19    | 315       | 0- 1           | 203         | 170           | 305      | 305  | 14    | 14        |
| DIV. I NON-CONF.             | 3- 7     | 256       | 0- 0           | 240         | 232           | 305      | 305  | 17    | 17        |
| TOTALS                       | RPI 1-25 | RPI 26-50 | W-L RECORDS    | RPI 51-100  | RPI 101-150   | RPI 150+ |      |       |           |
| 5- 19                        | 0- 0     | 0- 2      | OVERALL        | 0- 3        | 0- 5          | 5- 9     |      |       |           |
| 4- 9                         | 0- 0     | 0- 0      | HOME           | 0- 1        | 0- 3          | 4- 5     |      |       |           |
| 1- 9                         | 0- 0     | 0- 2      | AWAY           | 0- 2        | 0- 2          | 1- 3     |      |       |           |
| 0- 1                         | 0- 0     | 0- 0      | NEUTRAL        | 0- 0        | 0- 0          | 0- 1     |      |       |           |
| 3- 7                         | 0- 0     | 0- 1      | NON-CONFERENCE | 0- 1        | 0- 2          | 3- 3     |      |       |           |
| 3- 3                         | 0- 0     | 0- 0      | HOME           | 0- 0        | 0- 1          | 3- 2     |      |       |           |
| 0- 3                         | 0- 0     | 0- 1      | AWAY           | 0- 1        | 0- 1          | 0- 0     |      |       |           |
| 0- 1                         | 0- 0     | 0- 0      | NEUTRAL        | 0- 0        | 0- 0          | 0- 1     |      |       |           |
| 2- 12                        | 0- 0     | 0- 1      | CONFERENCE     | 0- 2        | 0- 3          | 2- 6     |      |       |           |
| 1- 6                         | 0- 0     | 0- 0      | HOME           | 0- 1        | 0- 2          | 1- 3     |      |       |           |
| 1- 6                         | 0- 0     | 0- 1      | AWAY           | 0- 1        | 0- 1          | 1- 3     |      |       |           |
| 0- 0                         | 0- 0     | 0- 0      | NEUTRAL        | 0- 0        | 0- 0          | 0- 0     |      |       |           |

| RPI S                     | Opponent         | Score | RPI S | Opponent       | Score | RPI S | Opponent         | Score | RPI S | Opponent | Score | Team's RPI: 305 |
|---------------------------|------------------|-------|-------|----------------|-------|-------|------------------|-------|-------|----------|-------|-----------------|
| 26                        | A Texas          | 54 98 | 62    | H Middle Tenn. | 52 72 | 103   | H UAB            | 42 59 |       |          |       |                 |
| 35                        | A Rice           | 54 85 | 87    | A Old Dominion | 47 72 | 118   | A Charlotte      | 54 66 |       |          |       |                 |
|                           |                  |       | 94    | A UT Arlington | 48 53 | 119   | H Western Ky.    | 62 81 |       |          |       |                 |
|                           |                  |       |       |                |       | 130   | H IUPUI          | 50 58 |       |          |       |                 |
|                           |                  |       |       |                |       | 138   | A Seton Hall     | 53 84 |       |          |       |                 |
|                           |                  |       |       |                |       | 168   | H Texas St.      | 60 68 |       |          |       |                 |
|                           |                  |       |       |                |       | 172   | H Louisiana Tech | 70 68 |       |          |       |                 |
|                           |                  |       |       |                |       | 176   | A North Texas    | 57 54 |       |          |       |                 |
|                           |                  |       |       |                |       | 180   | H Southern Miss. | 45 70 |       |          |       |                 |
|                           |                  |       |       |                |       | 189   | H Utah St.       | 56 62 |       |          |       |                 |
|                           |                  |       |       |                |       | 202   | H Marshall       | 72 79 |       |          |       |                 |
|                           |                  |       |       |                |       | 225   | H UTRGV          | 61 58 |       |          |       |                 |
|                           |                  |       |       |                |       | 256   | H San Diego      | 87 77 |       |          |       |                 |
|                           |                  |       |       |                |       | 278   | A UTEP           | 73 77 |       |          |       |                 |
|                           |                  |       |       |                |       | 278   | H UTEP           | 60 73 |       |          |       |                 |
|                           |                  |       |       |                |       | 304   | A Fla. Atlantic  | 70 86 |       |          |       |                 |
|                           |                  |       |       |                |       | 312   | N UMBC           | 58 72 |       |          |       |                 |
|                           |                  |       |       |                |       | 315   | A FIU            | 40 51 |       |          |       |                 |
|                           |                  |       |       |                |       | 319   | H Weber St.      | 66 59 |       |          |       |                 |
| LAST 12 Division I GAMES: |                  |       |       |                |       |       |                  |       |       |          |       |                 |
| 278                       | A UTEP           | 73 77 | 119   | H Western Ky.  | 62 81 |       |                  |       |       |          |       |                 |
| 172                       | H Louisiana Tech | 70 68 | 87    | A Old Dominion | 47 72 |       |                  |       |       |          |       |                 |
| 180                       | H Southern Miss. | 45 70 | 118   | A Charlotte    | 54 66 |       |                  |       |       |          |       |                 |
| 304                       | A Fla. Atlantic  | 70 86 | 103   | H UAB          | 42 59 |       |                  |       |       |          |       |                 |
| 315                       | A FIU            | 40 51 | 62    | H Middle Tenn. | 52 72 |       |                  |       |       |          |       |                 |
| 202                       | H Marshall       | 72 79 | 176   | A North Texas  | 57 54 |       |                  |       |       |          |       |                 |

Non-Div I Games: Concordia (TX) 78 51 Tex. A&M-Kingsville 86 55

UTSA

Loss, Non-Conf, S Site, H Home A Away N Neutral

|                   |          |           |                |            |             |               |      |      |       |           |
|-------------------|----------|-----------|----------------|------------|-------------|---------------|------|------|-------|-----------|
| Average RPI Win:  | 169      | WON-LOST  | WINNING        | LAST 10    | STRENGTH OF | OPP. STRENGTH | TEAM | ADJ. | CONF. | ADJ CONF. |
| Average RPI Loss: | 31       | RECORD    | PCT. RANK      | GAMES      | SCHEDULE    | OF SCHEDULE   | RPI  | RPI  | RPI   | RPI       |
| DIV. I ONLY       | 20- 7    | 50        | 1- 0           | 143        | 29          | 64            | 64   | 2    | 2     |           |
| DIV. I NON-CONF.  | 11- 0    | 1         | 1- 0           | 314        | 150         | 63            | 63   | 2    | 2     |           |
| TOTALS            | RPI 1-25 | RPI 26-50 | W-L RECORDS    | RPI 51-100 | RPI 101-150 | RPI 150+      |      |      |       |           |
| 20- 7             | 1- 4     | 2- 2      | OVERALL        | 2- 1       | 3- 0        | 12- 0         |      |      |       |           |
| 13- 3             | 1- 1     | 2- 2      | HOME           | 2- 0       | 2- 0        | 6- 0          |      |      |       |           |
| 5- 4              | 0- 3     | 0- 0      | AWAY           | 0- 1       | 1- 0        | 4- 0          |      |      |       |           |
| 2- 0              | 0- 0     | 0- 0      | NEUTRAL        | 0- 0       | 0- 0        | 2- 0          |      |      |       |           |
| 11- 0             | 0- 0     | 1- 0      | NON-CONFERENCE | 1- 0       | 1- 0        | 8- 0          |      |      |       |           |
| 7- 0              | 0- 0     | 1- 0      | HOME           | 1- 0       | 1- 0        | 4- 0          |      |      |       |           |
| 2- 0              | 0- 0     | 0- 0      | AWAY           | 0- 0       | 0- 0        | 2- 0          |      |      |       |           |
| 2- 0              | 0- 0     | 0- 0      | NEUTRAL        | 0- 0       | 0- 0        | 2- 0          |      |      |       |           |
| 9- 7              | 1- 4     | 1- 2      | CONFERENCE     | 1- 1       | 2- 0        | 4- 0          |      |      |       |           |
| 6- 3              | 1- 1     | 1- 2      | HOME           | 1- 0       | 1- 0        | 2- 0          |      |      |       |           |
| 3- 4              | 0- 3     | 0- 0      | AWAY           | 0- 1       | 1- 0        | 2- 0          |      |      |       |           |
| 0- 0              | 0- 0     | 0- 0      | NEUTRAL        | 0- 0       | 0- 0        | 0- 0          |      |      |       |           |

| RPI 1-25                  |   |                |        | RPI 26-50 |   |                     |        | RPI 51-100 Team's RPI: 64 |   |           |       | RPI 101+ |   |                |       |
|---------------------------|---|----------------|--------|-----------|---|---------------------|--------|---------------------------|---|-----------|-------|----------|---|----------------|-------|
| RPI                       | S | Opponent       | Score  | RPI       | S | Opponent            | Score  | RPI                       | S | Opponent  | Score | RPI      | S | Opponent       | Score |
| 4                         | H | Stanford       | 75 68  | 28        | H | BYU                 | 78 67  | 73                        | A | Arizona   | 55 66 | 146      | A | Washington St. | 72 68 |
| 5                         | A | Oregon         | 65 87  | 33        | H | UCLA                | 90 100 | 73                        | H | Arizona   | 80 64 | 146      | H | Washington St. | 75 67 |
| 19                        | A | Arizona St.    | 58 60  | 38        | H | California          | 87 74  | 92                        | H | Idaho St. | 74 60 | 147      | H | Alabama        | 72 62 |
| 19                        | H | Arizona St.    | 63 65  | 49        | H | Southern California | 80 84  |                           |   |           |       | 157      | A | Washington     | 58 43 |
| 21                        | A | Oregon St.     | 63 71  |           |   |                     |        |                           |   |           |       | 157      | H | Washington     | 88 56 |
|                           |   |                |        |           |   |                     |        |                           |   |           |       | 165      | A | Colorado       | 76 61 |
|                           |   |                |        |           |   |                     |        |                           |   |           |       | 165      | H | Colorado       | 78 59 |
|                           |   |                |        |           |   |                     |        |                           |   |           |       | 187      | A | Eastern Wash.  | 95 51 |
|                           |   |                |        |           |   |                     |        |                           |   |           |       | 219      | A | Nevada         | 74 52 |
|                           |   |                |        |           |   |                     |        |                           |   |           |       | 220      | N | Florida        | 74 58 |
|                           |   |                |        |           |   |                     |        |                           |   |           |       | 233      | N | Hawaii         | 73 48 |
|                           |   |                |        |           |   |                     |        |                           |   |           |       | 274      | H | Utah Valley    | 85 47 |
|                           |   |                |        |           |   |                     |        |                           |   |           |       | 275      | H | Long Beach St. | 82 59 |
|                           |   |                |        |           |   |                     |        |                           |   |           |       | 319      | H | Weber St.      | 77 56 |
|                           |   |                |        |           |   |                     |        |                           |   |           |       | 344      | H | Seattle U      | 89 62 |
| LAST 12 Division I GAMES: |   |                |        |           |   |                     |        |                           |   |           |       |          |   |                |       |
| 233                       | N | Hawaii         | 73 48  | 49        | H | Southern California | 80 84  |                           |   |           |       |          |   |                |       |
| 146                       | H | Washington St. | 75 67  | 21        | A | Oregon St.          | 63 71  |                           |   |           |       |          |   |                |       |
| 157                       | H | Washington     | 88 56  | 5         | A | Oregon              | 65 87  |                           |   |           |       |          |   |                |       |
| 19                        | A | Arizona St.    | 58 60  | 4         | H | Stanford            | 75 68  |                           |   |           |       |          |   |                |       |
| 73                        | A | Arizona        | 55 66  | 38        | H | California          | 87 74  |                           |   |           |       |          |   |                |       |
| 33                        | H | UCLA           | 90 100 | 165       | H | Colorado            | 78 59  |                           |   |           |       |          |   |                |       |

Non-Div I Games:

Utah

|                              |               |            |                |             |               |            |            |           |           |
|------------------------------|---------------|------------|----------------|-------------|---------------|------------|------------|-----------|-----------|
| Average RPI Win: <b>217</b>  | WON-LOST      | WINNING    | LAST 10        | STRENGTH OF | OPP. STRENGTH | TEAM       | ADJ.       | CONF.     | ADJ CONF. |
| Average RPI Loss: <b>128</b> | RECORD        | PCT. RANK  | GAMES          | SCHEDULE    | OF SCHEDULE   | RPI        | RPI        | RPI       | RPI       |
| DIV. I ONLY                  | <b>11- 14</b> | <b>211</b> | <b>1- 0</b>    | <b>168</b>  | <b>107</b>    | <b>189</b> | <b>189</b> | <b>15</b> | <b>15</b> |
| DIV. I NON-CONF.             | <b>4- 6</b>   | <b>212</b> | <b>0- 0</b>    | <b>202</b>  | <b>32</b>     | <b>201</b> | <b>201</b> | <b>13</b> | <b>13</b> |
| TOTALS                       | RPI 1-25      | RPI 26-50  | W-L RECORDS    | RPI 51-100  | RPI 101-150   | RPI 150+   |            |           |           |
| 11- 14                       | 0- 1          | 1- 5       | OVERALL        | 1- 0        | 1- 2          | 8- 6       |            |           |           |
| 6- 6                         | 0- 1          | 1- 2       | HOME           | 1- 0        | 0- 1          | 4- 2       |            |           |           |
| 5- 6                         | 0- 0          | 0- 2       | AWAY           | 0- 0        | 1- 1          | 4- 3       |            |           |           |
| 0- 2                         | 0- 0          | 0- 1       | NEUTRAL        | 0- 0        | 0- 0          | 0- 1       |            |           |           |
| 4- 6                         | 0- 1          | 0- 2       | NON-CONFERENCE | 0- 0        | 1- 0          | 3- 3       |            |           |           |
| 1- 3                         | 0- 1          | 0- 1       | HOME           | 0- 0        | 0- 0          | 1- 1       |            |           |           |
| 3- 1                         | 0- 0          | 0- 0       | AWAY           | 0- 0        | 1- 0          | 2- 1       |            |           |           |
| 0- 2                         | 0- 0          | 0- 1       | NEUTRAL        | 0- 0        | 0- 0          | 0- 1       |            |           |           |
| 7- 8                         | 0- 0          | 1- 3       | CONFERENCE     | 1- 0        | 0- 2          | 5- 3       |            |           |           |
| 5- 3                         | 0- 0          | 1- 1       | HOME           | 1- 0        | 0- 1          | 3- 1       |            |           |           |
| 2- 5                         | 0- 0          | 0- 2       | AWAY           | 0- 0        | 0- 1          | 2- 2       |            |           |           |
| 0- 0                         | 0- 0          | 0- 0       | NEUTRAL        | 0- 0        | 0- 0          | 0- 0       |            |           |           |

| RPI 1-25                  |   |          |              | RPI 26-50 |   |                     |              | RPI 51-100 |   |              |              | RPI 101+ Team's RPI: 189 |   |                |              |
|---------------------------|---|----------|--------------|-----------|---|---------------------|--------------|------------|---|--------------|--------------|--------------------------|---|----------------|--------------|
| RPI                       | S | Opponent | Score        | RPI       | S | Opponent            | Score        | RPI        | S | Opponent     | Score        | RPI                      | S | Opponent       | Score        |
| 5                         | H | Oregon   | 58 <b>88</b> | 28        | H | BYU                 | 57 <b>62</b> | 57         | H | Boise St.    | 81 68        | 111                      | A | Fresno St.     | 59 <b>70</b> |
|                           |   |          |              | 45        | A | Wyoming             | 35 <b>53</b> |            |   |              |              | 111                      | H | Fresno St.     | 53 <b>64</b> |
|                           |   |          |              | 45        | H | Wyoming             | 50 42        |            |   |              |              | 146                      | A | Washington St. | 72 61        |
|                           |   |          |              | 48        | A | New Mexico          | 56 <b>74</b> |            |   |              |              | 165                      | N | Colorado       | 68 <b>78</b> |
|                           |   |          |              | 48        | H | New Mexico          | 64 <b>68</b> |            |   |              |              | 176                      | A | North Texas    | 57 41        |
|                           |   |          |              | 49        | N | Southern California | 46 <b>55</b> |            |   |              |              | 178                      | A | Portland       | 54 <b>61</b> |
|                           |   |          |              |           |   |                     |              |            |   |              |              | 199                      | A | UNLV           | 56 <b>77</b> |
|                           |   |          |              |           |   |                     |              |            |   |              |              | 219                      | H | Nevada         | 79 76        |
|                           |   |          |              |           |   |                     |              |            |   |              |              | 226                      | H | San Diego St.  | 54 <b>56</b> |
|                           |   |          |              |           |   |                     |              |            |   |              |              | 274                      | H | Utah Valley    | 67 62        |
|                           |   |          |              |           |   |                     |              |            |   |              |              | 275                      | H | Long Beach St. | 48 <b>50</b> |
|                           |   |          |              |           |   |                     |              |            |   |              |              | 276                      | A | Colorado St.   | 72 53        |
|                           |   |          |              |           |   |                     |              |            |   |              |              | 291                      | A | Air Force      | 48 44        |
|                           |   |          |              |           |   |                     |              |            |   |              |              | 291                      | H | Air Force      | 64 55        |
|                           |   |          |              |           |   |                     |              |            |   |              |              | 305                      | A | UTSA           | 62 56        |
|                           |   |          |              |           |   |                     |              |            |   |              |              | 309                      | A | San Jose St.   | 59 <b>68</b> |
|                           |   |          |              |           |   |                     |              |            |   |              |              | 309                      | H | San Jose St.   | 82 49        |
| LAST 12 Division I GAMES: |   |          |              |           |   |                     |              |            |   |              |              |                          |   |                |              |
|                           |   |          |              | 57        | H | Boise St.           | 81 68        | 199        | A | UNLV         | 56 <b>77</b> |                          |   |                |              |
|                           |   |          |              | 48        | A | New Mexico          | 56 <b>74</b> | 309        | A | San Jose St. | 59 <b>68</b> |                          |   |                |              |
|                           |   |          |              | 291       | H | Air Force           | 64 55        | 48         | H | New Mexico   | 64 <b>68</b> |                          |   |                |              |
|                           |   |          |              | 45        | A | Wyoming             | 35 <b>53</b> | 276        | A | Colorado St. | 72 53        |                          |   |                |              |
|                           |   |          |              | 226       | H | San Diego St.       | 54 <b>56</b> | 309        | H | San Jose St. | 82 49        |                          |   |                |              |
|                           |   |          |              | 111       | H | Fresno St.          | 53 <b>64</b> | 45         | H | Wyoming      | 50 42        |                          |   |                |              |

Non-Div I Games: Northern N.M. 106 35

Utah St.

■ Loss, 
 ■ Non-Conf, S Site, 
 ■ Home 
 ■ Away 
 N Neutral

## Utah Valley

Through Games Of Feb. 26, 2019

|                   |          |           |                |            |             |               |      |      |       |           |
|-------------------|----------|-----------|----------------|------------|-------------|---------------|------|------|-------|-----------|
| Average RPI Win:  | 291      | WON-LOST  | WINNING        | LAST 10    | STRENGTH OF | OPP. STRENGTH | TEAM | ADJ. | CONF. | ADJ CONF. |
| Average RPI Loss: | 176      | RECORD    | PCT. RANK      | GAMES      | SCHEDULE    | OF SCHEDULE   | RPI  | RPI  | RPI   | RPI       |
| DIV. I ONLY       | 11- 12   | 190       | 0- 1           | 323        | 305         | 274           | 274  | 30   | 30    |           |
| DIV. I NON-CONF.  | 3- 7     | 256       | 0- 0           | 257        | 200         | 297           | 297  | 30   | 30    |           |
| TOTALS            | RPI 1-25 | RPI 26-50 | W-L RECORDS    | RPI 51-100 | RPI 101-150 | RPI 150+      |      |      |       |           |
| 11- 12            | 0- 0     | 0- 1      | OVERALL        | 0- 2       | 1- 2        | 10- 7         |      |      |       |           |
| 8- 4              | 0- 0     | 0- 1      | HOME           | 0- 0       | 1- 1        | 7- 2          |      |      |       |           |
| 3- 8              | 0- 0     | 0- 0      | AWAY           | 0- 2       | 0- 1        | 3- 5          |      |      |       |           |
| 0- 0              | 0- 0     | 0- 0      | NEUTRAL        | 0- 0       | 0- 0        | 0- 0          |      |      |       |           |
| 3- 7              | 0- 0     | 0- 1      | NON-CONFERENCE | 0- 2       | 1- 0        | 2- 4          |      |      |       |           |
| 3- 2              | 0- 0     | 0- 1      | HOME           | 0- 0       | 1- 0        | 2- 1          |      |      |       |           |
| 0- 5              | 0- 0     | 0- 0      | AWAY           | 0- 2       | 0- 0        | 0- 3          |      |      |       |           |
| 0- 0              | 0- 0     | 0- 0      | NEUTRAL        | 0- 0       | 0- 0        | 0- 0          |      |      |       |           |
| 8- 5              | 0- 0     | 0- 0      | CONFERENCE     | 0- 0       | 0- 2        | 8- 3          |      |      |       |           |
| 5- 2              | 0- 0     | 0- 0      | HOME           | 0- 0       | 0- 1        | 5- 1          |      |      |       |           |
| 3- 3              | 0- 0     | 0- 0      | AWAY           | 0- 0       | 0- 1        | 3- 2          |      |      |       |           |
| 0- 0              | 0- 0     | 0- 0      | NEUTRAL        | 0- 0       | 0- 0        | 0- 0          |      |      |       |           |

| RPI 1-25                  |   |                    | RPI 26-50 |     |   | RPI 51-100     |       |     | RPI 101+ |                    |       | Team's RPI: 274 |
|---------------------------|---|--------------------|-----------|-----|---|----------------|-------|-----|----------|--------------------|-------|-----------------|
| RPI                       | S | Opponent           | Score     | RPI | S | Opponent       | Score | RPI | S        | Opponent           | Score |                 |
| 28                        | H | BYU                | 51 77     | 64  | A | Utah           | 47 85 | 143 | H        | UC Riverside       | 56 53 |                 |
|                           |   |                    |           | 92  | A | Idaho St.      | 68 80 | 145 | A        | New Mexico St.     | 52 58 |                 |
|                           |   |                    |           |     |   |                |       | 145 | H        | New Mexico St.     | 63 72 |                 |
|                           |   |                    |           |     |   |                |       | 178 | H        | Portland           | 60 65 |                 |
|                           |   |                    |           |     |   |                |       | 189 | A        | Utah St.           | 62 67 |                 |
|                           |   |                    |           |     |   |                |       | 225 | A        | UTRGV              | 57 55 |                 |
|                           |   |                    |           |     |   |                |       | 225 | H        | UTRGV              | 72 57 |                 |
|                           |   |                    |           |     |   |                |       | 237 | A        | UMKC               | 64 97 |                 |
|                           |   |                    |           |     |   |                |       | 237 | H        | UMKC               | 64 68 |                 |
|                           |   |                    |           |     |   |                |       | 251 | A        | California Baptist | 54 83 |                 |
|                           |   |                    |           |     |   |                |       | 265 | H        | CSU Bakersfield    | 78 70 |                 |
|                           |   |                    |           |     |   |                |       | 266 | A        | Cal St. Fullerton  | 55 56 |                 |
|                           |   |                    |           |     |   |                |       | 285 | A        | Southern Utah      | 59 60 |                 |
|                           |   |                    |           |     |   |                |       | 300 | H        | UC Santa Barbara   | 63 54 |                 |
|                           |   |                    |           |     |   |                |       | 319 | H        | Weber St.          | 65 59 |                 |
|                           |   |                    |           |     |   |                |       | 336 | H        | Grand Canyon       | 57 46 |                 |
|                           |   |                    |           |     |   |                |       | 344 | A        | Seattle U          | 58 55 |                 |
|                           |   |                    |           |     |   |                |       | 344 | H        | Seattle U          | 63 56 |                 |
|                           |   |                    |           |     |   |                |       | 350 | A        | Chicago St.        | 70 65 |                 |
|                           |   |                    |           |     |   |                |       | 350 | H        | Chicago St.        | 76 61 |                 |
| LAST 12 Division I GAMES: |   |                    |           |     |   |                |       |     |          |                    |       |                 |
| 237                       | A | UMKC               | 64 97     | 350 | H | Chicago St.    | 76 61 | 237 | H        | UMKC               | 64 68 |                 |
| 350                       | A | Chicago St.        | 70 65     | 145 | A | New Mexico St. | 52 58 | 225 | A        | UTRGV              | 57 55 |                 |
| 225                       | H | UTRGV              | 72 57     | 344 | A | Seattle U      | 58 55 | 265 | H        | CSU Bakersfield    | 78 70 |                 |
| 145                       | H | New Mexico St.     | 63 72     |     |   |                |       |     |          |                    |       |                 |
| 344                       | H | Seattle U          | 63 56     |     |   |                |       |     |          |                    |       |                 |
| 251                       | A | California Baptist | 54 83     |     |   |                |       |     |          |                    |       |                 |

Non-Div I Games: Ottawa (AZ) 90 61 La Verne 86 79 Arizona Christian 76 68

Utah Valley

Loss, Non-Conf, S Site, H Home A Away N Neutral

|                   |          |           |                |            |             |               |      |      |       |           |
|-------------------|----------|-----------|----------------|------------|-------------|---------------|------|------|-------|-----------|
| Average RPI Win:  | 218      | WON-LOST  | WINNING        | LAST 10    | STRENGTH OF | OPP. STRENGTH | TEAM | ADJ. | CONF. | ADJ CONF. |
| Average RPI Loss: | 106      | RECORD    | PCT. RANK      | GAMES      | SCHEDULE    | OF SCHEDULE   | RPI  | RPI  | RPI   | RPI       |
| DIV. I ONLY       | 20- 7    | 50        | 0- 1           | 251        | 141         | 100           | 100  | 17   | 17    |           |
| DIV. I NON-CONF.  | 8- 5     | 119       | 0- 0           | 189        | 115         | 117           | 117  | 16   | 16    |           |
| TOTALS            | RPI 1-25 | RPI 26-50 | W-L RECORDS    | RPI 51-100 | RPI 101-150 | RPI 150+      |      |      |       |           |
| 20- 7             | 0- 0     | 0- 1      | OVERALL        | 1- 3       | 4- 2        | 15- 1         |      |      |       |           |
| 11- 1             | 0- 0     | 0- 0      | HOME           | 0- 1       | 3- 0        | 8- 0          |      |      |       |           |
| 8- 5              | 0- 0     | 0- 1      | AWAY           | 1- 2       | 1- 1        | 6- 1          |      |      |       |           |
| 1- 1              | 0- 0     | 0- 0      | NEUTRAL        | 0- 0       | 0- 1        | 1- 0          |      |      |       |           |
| 8- 5              | 0- 0     | 0- 1      | NON-CONFERENCE | 1- 3       | 2- 1        | 5- 0          |      |      |       |           |
| 4- 1              | 0- 0     | 0- 0      | HOME           | 0- 1       | 2- 0        | 2- 0          |      |      |       |           |
| 3- 3              | 0- 0     | 0- 1      | AWAY           | 1- 2       | 0- 0        | 2- 0          |      |      |       |           |
| 1- 1              | 0- 0     | 0- 0      | NEUTRAL        | 0- 0       | 0- 1        | 1- 0          |      |      |       |           |
| 12- 2             | 0- 0     | 0- 0      | CONFERENCE     | 0- 0       | 2- 1        | 10- 1         |      |      |       |           |
| 7- 0              | 0- 0     | 0- 0      | HOME           | 0- 0       | 1- 0        | 6- 0          |      |      |       |           |
| 5- 2              | 0- 0     | 0- 0      | AWAY           | 0- 0       | 1- 1        | 4- 1          |      |      |       |           |
| 0- 0              | 0- 0     | 0- 0      | NEUTRAL        | 0- 0       | 0- 0        | 0- 0          |      |      |       |           |

| RPI 1-25                  |   |          | RPI 26-50 |     |   | RPI 51-100      |       |     | Team's RPI: 100 |                   |       | RPI 101+ |   |                   |       |
|---------------------------|---|----------|-----------|-----|---|-----------------|-------|-----|-----------------|-------------------|-------|----------|---|-------------------|-------|
| RPI                       | S | Opponent | Score     | RPI | S | Opponent        | Score | RPI | S               | Opponent          | Score | RPI      | S | Opponent          | Score |
|                           |   |          |           | 31  | A | North Carolina  | 47 59 | 76  | H               | Radford           | 49 54 | 117      | A | Fordham           | 47 44 |
|                           |   |          |           |     |   |                 |       | 82  | A               | Cincinnati        | 54 66 | 120      | H | UNCW              | 58 47 |
|                           |   |          |           |     |   |                 |       | 87  | A               | Old Dominion      | 57 60 | 122      | H | Dayton            | 64 62 |
|                           |   |          |           |     |   |                 |       | 93  | A               | Georgetown        | 47 45 | 128      | H | Wake Forest       | 53 40 |
|                           |   |          |           |     |   |                 |       |     |                 |                   |       | 130      | N | IUPUI             | 61 63 |
|                           |   |          |           |     |   |                 |       |     |                 |                   |       | 143      | A | Duquesne          | 68 71 |
|                           |   |          |           |     |   |                 |       |     |                 |                   |       | 170      | A | William & Mary    | 72 55 |
|                           |   |          |           |     |   |                 |       |     |                 |                   |       | 190      | H | Saint Louis       | 57 47 |
|                           |   |          |           |     |   |                 |       |     |                 |                   |       | 191      | A | George Washington | 48 57 |
|                           |   |          |           |     |   |                 |       |     |                 |                   |       | 192      | A | N.C. A&T          | 54 48 |
|                           |   |          |           |     |   |                 |       |     |                 |                   |       | 197      | A | George Mason      | 62 38 |
|                           |   |          |           |     |   |                 |       |     |                 |                   |       | 227      | H | Massachusetts     | 52 48 |
|                           |   |          |           |     |   |                 |       |     |                 |                   |       | 230      | A | Saint Joseph's    | 65 47 |
|                           |   |          |           |     |   |                 |       |     |                 |                   |       | 230      | H | Saint Joseph's    | 59 40 |
|                           |   |          |           |     |   |                 |       |     |                 |                   |       | 241      | A | St. Bonaventure   | 59 50 |
|                           |   |          |           |     |   |                 |       |     |                 |                   |       | 263      | H | Rhode Island      | 74 39 |
|                           |   |          |           |     |   |                 |       |     |                 |                   |       | 271      | A | Richmond          | 68 43 |
|                           |   |          |           |     |   |                 |       |     |                 |                   |       | 271      | H | Richmond          | 58 37 |
|                           |   |          |           |     |   |                 |       |     |                 |                   |       | 295      | H | La Salle          | 68 38 |
|                           |   |          |           |     |   |                 |       |     |                 |                   |       | 319      | N | Weber St.         | 64 36 |
|                           |   |          |           |     |   |                 |       |     |                 |                   |       | 335      | H | Longwood          | 84 55 |
|                           |   |          |           |     |   |                 |       |     |                 |                   |       | 343      | H | Delaware St.      | 97 55 |
| LAST 12 Division I GAMES: |   |          |           |     |   |                 |       |     |                 |                   |       |          |   |                   |       |
|                           |   |          |           | 143 | A | Duquesne        | 68 71 | 227 | H               | Massachusetts     | 52 48 |          |   |                   |       |
|                           |   |          |           | 197 | A | George Mason    | 62 38 | 190 | H               | Saint Louis       | 57 47 |          |   |                   |       |
|                           |   |          |           | 122 | H | Dayton          | 64 62 | 191 | A               | George Washington | 48 57 |          |   |                   |       |
|                           |   |          |           | 271 | H | Richmond        | 58 37 | 263 | H               | Rhode Island      | 74 39 |          |   |                   |       |
|                           |   |          |           | 241 | A | St. Bonaventure | 59 50 | 117 | A               | Fordham           | 47 44 |          |   |                   |       |
|                           |   |          |           | 230 | A | Saint Joseph's  | 65 47 | 271 | A               | Richmond          | 68 43 |          |   |                   |       |

Non-Div I Games:

VCU

■ Loss, 
 ■ Non-Conf, 
 S Site, 
 H Home 
 A Away 
 N Neutral

## Valparaiso

Through Games Of Feb. 26, 2019

|                   |          |           |                |            |             |               |      |      |       |           |
|-------------------|----------|-----------|----------------|------------|-------------|---------------|------|------|-------|-----------|
| Average RPI Win:  | 288      | WON-LOST  | WINNING        | LAST 10    | STRENGTH OF | OPP. STRENGTH | TEAM | ADJ. | CONF. | ADJ CONF. |
| Average RPI Loss: | 160      | RECORD    | PCT. RANK      | GAMES      | SCHEDULE    | OF SCHEDULE   | RPI  | RPI  | RPI   | RPI       |
| DIV. I ONLY       | 6- 21    | 309       | 0- 1           | 269        | 194         | 314           | 314  | 13   | 13    |           |
| DIV. I NON-CONF.  | 4- 8     | 241       | 0- 0           | 335        | 318         | 331           | 331  | 15   | 15    |           |
| TOTALS            | RPI 1-25 | RPI 26-50 | W-L RECORDS    | RPI 51-100 | RPI 101-150 | RPI 150+      |      |      |       |           |
| 6- 21             | 0- 2     | 0- 1      | OVERALL        | 0- 5       | 0- 1        | 6- 12         |      |      |       |           |
| 3- 11             | 0- 1     | 0- 1      | HOME           | 0- 3       | 0- 0        | 3- 6          |      |      |       |           |
| 2- 10             | 0- 1     | 0- 0      | AWAY           | 0- 2       | 0- 1        | 2- 6          |      |      |       |           |
| 1- 0              | 0- 0     | 0- 0      | NEUTRAL        | 0- 0       | 0- 0        | 1- 0          |      |      |       |           |
| 4- 8              | 0- 0     | 0- 1      | NON-CONFERENCE | 0- 1       | 0- 1        | 4- 5          |      |      |       |           |
| 1- 5              | 0- 0     | 0- 1      | HOME           | 0- 1       | 0- 0        | 1- 3          |      |      |       |           |
| 2- 3              | 0- 0     | 0- 0      | AWAY           | 0- 0       | 0- 1        | 2- 2          |      |      |       |           |
| 1- 0              | 0- 0     | 0- 0      | NEUTRAL        | 0- 0       | 0- 0        | 1- 0          |      |      |       |           |
| 2- 13             | 0- 2     | 0- 0      | CONFERENCE     | 0- 4       | 0- 0        | 2- 7          |      |      |       |           |
| 2- 6              | 0- 1     | 0- 0      | HOME           | 0- 2       | 0- 0        | 2- 3          |      |      |       |           |
| 0- 7              | 0- 1     | 0- 0      | AWAY           | 0- 2       | 0- 0        | 0- 4          |      |      |       |           |
| 0- 0              | 0- 0     | 0- 0      | NEUTRAL        | 0- 0       | 0- 0        | 0- 0          |      |      |       |           |

| RPI 1-25                  |   |               |       | RPI 26-50 |   |               |        | RPI 51-100 |   |              |        | RPI 101+ Team's RPI: 314 |   |                      |       |
|---------------------------|---|---------------|-------|-----------|---|---------------|--------|------------|---|--------------|--------|--------------------------|---|----------------------|-------|
| RPI                       | S | Opponent      | Score | RPI       | S | Opponent      | Score  | RPI        | S | Opponent     | Score  | RPI                      | S | Opponent             | Score |
| 24                        | A | Drake         | 53 84 | 42        | H | Miami (OH)    | 47 68  | 69         | A | Missouri St. | 63 108 | 131                      | A | Morehead St.         | 62 68 |
| 24                        | H | Drake         | 62 88 |           |   |               |        | 69         | H | Missouri St. | 58 77  | 151                      | A | Southern Ill.        | 65 87 |
|                           |   |               |       |           |   |               |        | 80         | H | Toledo       | 59 65  | 151                      | H | Southern Ill.        | 47 58 |
|                           |   |               |       |           |   |               |        | 90         | A | UNI          | 52 71  | 156                      | H | Bradley              | 76 73 |
|                           |   |               |       |           |   |               |        | 90         | H | UNI          | 56 64  | 160                      | H | Illinois St.         | 67 70 |
|                           |   |               |       |           |   |               |        |            |   |              |        | 188                      | A | Indiana St.          | 59 67 |
|                           |   |               |       |           |   |               |        |            |   |              |        | 188                      | H | Indiana St.          | 82 86 |
|                           |   |               |       |           |   |               |        |            |   |              |        | 209                      | A | Illinois             | 54 73 |
|                           |   |               |       |           |   |               |        |            |   |              |        | 218                      | H | Bowling Green        | 72 79 |
|                           |   |               |       |           |   |               |        |            |   |              |        | 243                      | A | Loyola Chicago       | 54 80 |
|                           |   |               |       |           |   |               |        |            |   |              |        | 252                      | H | North Dakota         | 56 62 |
|                           |   |               |       |           |   |               |        |            |   |              |        | 262                      | N | St. Francis Brooklyn | 78 76 |
|                           |   |               |       |           |   |               |        |            |   |              |        | 294                      | H | Eastern Ill.         | 62 60 |
|                           |   |               |       |           |   |               |        |            |   |              |        | 318                      | H | North Dakota St.     | 48 51 |
|                           |   |               |       |           |   |               |        |            |   |              |        | 332                      | A | Evansville           | 65 77 |
|                           |   |               |       |           |   |               |        |            |   |              |        | 332                      | H | Evansville           | 93 49 |
|                           |   |               |       |           |   |               |        |            |   |              |        | 334                      | A | Purdue Fort Wayne    | 68 64 |
|                           |   |               |       |           |   |               |        |            |   |              |        | 337                      | A | UIC                  | 65 75 |
|                           |   |               |       |           |   |               |        |            |   |              |        | 350                      | A | Chicago St.          | 76 70 |
| LAST 12 Division I GAMES: |   |               |       |           |   |               |        |            |   |              |        |                          |   |                      |       |
| 151                       | H | Southern Ill. | 47 58 | 160       | H | Illinois St.  | 67 70  |            |   |              |        |                          |   |                      |       |
| 69                        | H | Missouri St.  | 58 77 | 156       | H | Bradley       | 76 73  |            |   |              |        |                          |   |                      |       |
| 188                       | A | Indiana St.   | 59 67 | 69        | A | Missouri St.  | 63 108 |            |   |              |        |                          |   |                      |       |
| 332                       | A | Evansville    | 65 77 | 151       | A | Southern Ill. | 65 87  |            |   |              |        |                          |   |                      |       |
| 90                        | H | UNI           | 56 64 | 332       | H | Evansville    | 93 49  |            |   |              |        |                          |   |                      |       |
| 24                        | H | Drake         | 62 88 | 188       | H | Indiana St.   | 82 86  |            |   |              |        |                          |   |                      |       |

Non-Div I Games:

Valparaiso

■ Loss, 
 ■ Non-Conf, S Site, 
 ■ Home 
 ■ Away 
 N Neutral

## Vanderbilt

Through Games Of Feb. 26, 2019

|                   |          |           |                |            |             |               |      |      |       |           |
|-------------------|----------|-----------|----------------|------------|-------------|---------------|------|------|-------|-----------|
| Average RPI Win:  | 265      | WON-LOST  | WINNING        | LAST 10    | STRENGTH OF | OPP. STRENGTH | TEAM | ADJ. | CONF. | ADJ CONF. |
| Average RPI Loss: | 60       | RECORD    | PCT. RANK      | GAMES      | SCHEDULE    | OF SCHEDULE   | RPI  | RPI  | RPI   | RPI       |
| DIV. I ONLY       | 6- 21    | 309       | 0- 1           | 30         | 48          | 195           | 195  | 4    | 4     |           |
| DIV. I NON-CONF.  | 5- 8     | 224       | 0- 0           | 82         | 65          | 183           | 183  | 5    | 5     |           |
| TOTALS            | RPI 1-25 | RPI 26-50 | W-L RECORDS    | RPI 51-100 | RPI 101-150 | RPI 150+      |      |      |       |           |
| 6- 21             | 0- 9     | 0- 4      | OVERALL        | 0- 4       | 0- 2        | 6- 2          |      |      |       |           |
| 5- 8              | 0- 2     | 0- 2      | HOME           | 0- 2       | 0- 1        | 5- 1          |      |      |       |           |
| 1- 10             | 0- 5     | 0- 2      | AWAY           | 0- 2       | 0- 0        | 1- 1          |      |      |       |           |
| 0- 3              | 0- 2     | 0- 0      | NEUTRAL        | 0- 0       | 0- 1        | 0- 0          |      |      |       |           |
| 5- 8              | 0- 4     | 0- 1      | NON-CONFERENCE | 0- 1       | 0- 1        | 5- 1          |      |      |       |           |
| 4- 2              | 0- 1     | 0- 0      | HOME           | 0- 0       | 0- 0        | 4- 1          |      |      |       |           |
| 1- 3              | 0- 1     | 0- 1      | AWAY           | 0- 1       | 0- 0        | 1- 0          |      |      |       |           |
| 0- 3              | 0- 2     | 0- 0      | NEUTRAL        | 0- 0       | 0- 1        | 0- 0          |      |      |       |           |
| 1- 13             | 0- 5     | 0- 3      | CONFERENCE     | 0- 3       | 0- 1        | 1- 1          |      |      |       |           |
| 1- 6              | 0- 1     | 0- 2      | HOME           | 0- 2       | 0- 1        | 1- 0          |      |      |       |           |
| 0- 7              | 0- 4     | 0- 1      | AWAY           | 0- 1       | 0- 0        | 0- 1          |      |      |       |           |
| 0- 0              | 0- 0     | 0- 0      | NEUTRAL        | 0- 0       | 0- 0        | 0- 0          |      |      |       |           |

| RPI                       | S | Opponent        | Score | RPI | S | Opponent       | Score | RPI | S | Opponent     | Score | RPI | S | Opponent      | Score | Team's RPI: 195 |
|---------------------------|---|-----------------|-------|-----|---|----------------|-------|-----|---|--------------|-------|-----|---|---------------|-------|-----------------|
| 6                         | N | UConn           | 42 80 | 30  | A | Missouri       | 46 69 | 62  | A | Middle Tenn. | 58 65 | 105 | N | Creighton     | 55 75 |                 |
| 8                         | A | NC State        | 54 74 | 37  | A | Kansas St.     | 61 72 | 67  | H | LSU          | 68 79 | 147 | H | Alabama       | 65 84 |                 |
| 9                         | A | Mississippi St. | 70 86 | 44  | H | Tennessee      | 65 82 | 88  | A | Arkansas     | 62 83 | 182 | H | North Ala.    | 71 74 |                 |
| 16                        | A | South Carolina  | 69 80 | 47  | H | Auburn         | 70 72 | 97  | H | Georgia      | 64 71 | 206 | A | Ole Miss      | 60 65 |                 |
| 17                        | A | Kentucky        | 55 77 |     |   |                |       |     |   |              |       | 206 | H | Ole Miss      | 80 68 |                 |
| 18                        | N | Miami (FL)      | 65 90 |     |   |                |       |     |   |              |       | 212 | A | Ball St.      | 60 43 |                 |
| 22                        | A | Texas A&M       | 53 69 |     |   |                |       |     |   |              |       | 260 | H | Austin Peay   | 99 70 |                 |
| 22                        | H | Texas A&M       | 43 50 |     |   |                |       |     |   |              |       | 286 | H | Samford       | 77 52 |                 |
| 23                        | H | Central Mich.   | 57 66 |     |   |                |       |     |   |              |       | 298 | H | Tennessee St. | 89 63 |                 |
|                           |   |                 |       |     |   |                |       |     |   |              |       | 330 | H | Presbyterian  | 78 43 |                 |
| LAST 12 Division I GAMES: |   |                 |       |     |   |                |       |     |   |              |       |     |   |               |       |                 |
| 9                         | A | Mississippi St. | 70 86 | 22  | A | Texas A&M      | 53 69 |     |   |              |       |     |   |               |       |                 |
| 147                       | H | Alabama         | 65 84 | 16  | A | South Carolina | 69 80 |     |   |              |       |     |   |               |       |                 |
| 67                        | H | LSU             | 68 79 | 206 | H | Ole Miss       | 80 68 |     |   |              |       |     |   |               |       |                 |
| 206                       | A | Ole Miss        | 60 65 | 47  | H | Auburn         | 70 72 |     |   |              |       |     |   |               |       |                 |
| 30                        | A | Missouri        | 46 69 | 88  | A | Arkansas       | 62 83 |     |   |              |       |     |   |               |       |                 |
| 44                        | H | Tennessee       | 65 82 | 22  | H | Texas A&M      | 43 50 |     |   |              |       |     |   |               |       |                 |

Non-Div I Games:

Vanderbilt

■ Loss, 
 ■ Non-Conf, S Site, 
 ■ Home 
 ■ Away 
 N Neutral

|                              |          |           |                |             |               |          |      |       |           |
|------------------------------|----------|-----------|----------------|-------------|---------------|----------|------|-------|-----------|
| Average RPI Win: <b>288</b>  | WON-LOST | WINNING   | LAST 10        | STRENGTH OF | OPP. STRENGTH | TEAM     | ADJ. | CONF. | ADJ CONF. |
| Average RPI Loss: <b>169</b> | RECORD   | PCT. RANK | GAMES          | SCHEDULE    | OF SCHEDULE   | RPI      | RPI  | RPI   | RPI       |
| DIV. I ONLY                  | 10- 16   | 243       | 0- 1           | 266         | 278           | 280      | 280  | 23    | 23        |
| DIV. I NON-CONF.             | 3- 8     | 267       | 0- 1           | 218         | 304           | 294      | 294  | 25    | 25        |
| TOTALS                       | RPI 1-25 | RPI 26-50 | W-L RECORDS    | RPI 51-100  | RPI 101-150   | RPI 150+ |      |       |           |
| 10- 16                       | 0- 0     | 0- 0      | OVERALL        | 0- 3        | 0- 5          | 10- 8    |      |       |           |
| 6- 9                         | 0- 0     | 0- 0      | HOME           | 0- 2        | 0- 2          | 6- 5     |      |       |           |
| 4- 7                         | 0- 0     | 0- 0      | AWAY           | 0- 1        | 0- 3          | 4- 3     |      |       |           |
| 0- 0                         | 0- 0     | 0- 0      | NEUTRAL        | 0- 0        | 0- 0          | 0- 0     |      |       |           |
| 3- 8                         | 0- 0     | 0- 0      | NON-CONFERENCE | 0- 1        | 0- 3          | 3- 4     |      |       |           |
| 2- 5                         | 0- 0     | 0- 0      | HOME           | 0- 1        | 0- 1          | 2- 3     |      |       |           |
| 1- 3                         | 0- 0     | 0- 0      | AWAY           | 0- 0        | 0- 2          | 1- 1     |      |       |           |
| 0- 0                         | 0- 0     | 0- 0      | NEUTRAL        | 0- 0        | 0- 0          | 0- 0     |      |       |           |
| 7- 8                         | 0- 0     | 0- 0      | CONFERENCE     | 0- 2        | 0- 2          | 7- 4     |      |       |           |
| 4- 4                         | 0- 0     | 0- 0      | HOME           | 0- 1        | 0- 1          | 4- 2     |      |       |           |
| 3- 4                         | 0- 0     | 0- 0      | AWAY           | 0- 1        | 0- 1          | 3- 2     |      |       |           |
| 0- 0                         | 0- 0     | 0- 0      | NEUTRAL        | 0- 0        | 0- 0          | 0- 0     |      |       |           |

| RPI S                     | Opponent        | Score        | RPI S | Opponent        | Score        | RPI S | Opponent | Score        | RPI S | Opponent        | Score         | Team's RPI: 280 |
|---------------------------|-----------------|--------------|-------|-----------------|--------------|-------|----------|--------------|-------|-----------------|---------------|-----------------|
|                           |                 |              |       |                 |              | 58    | A Maine  | 45 <b>66</b> | 113   | A Hartford      | 32 <b>61</b>  |                 |
|                           |                 |              |       |                 |              | 58    | H Maine  | 51 <b>63</b> | 113   | H Hartford      | 48 <b>76</b>  |                 |
|                           |                 |              |       |                 |              | 65    | H Drexel | 44 <b>60</b> | 116   | H Yale          | 55 <b>58</b>  |                 |
|                           |                 |              |       |                 |              |       |          |              | 133   | A South Fla.    | 55 <b>102</b> |                 |
|                           |                 |              |       |                 |              |       |          |              | 140   | A Kansas        | 36 <b>77</b>  |                 |
|                           |                 |              |       |                 |              |       |          |              | 152   | H Stony Brook   | 61 <b>67</b>  |                 |
|                           |                 |              |       |                 |              |       |          |              | 179   | H Rider         | 54 49         |                 |
|                           |                 |              |       |                 |              |       |          |              | 184   | H Holy Cross    | 40 <b>65</b>  |                 |
|                           |                 |              |       |                 |              |       |          |              | 203   | H Dartmouth     | 42 <b>66</b>  |                 |
|                           |                 |              |       |                 |              |       |          |              | 248   | A Binghamton    | 58 57         |                 |
|                           |                 |              |       |                 |              |       |          |              | 248   | H Binghamton    | 50 <b>59</b>  |                 |
|                           |                 |              |       |                 |              |       |          |              | 250   | A Albany (NY)   | 40 <b>65</b>  |                 |
|                           |                 |              |       |                 |              |       |          |              | 250   | H Albany (NY)   | 52 39         |                 |
|                           |                 |              |       |                 |              |       |          |              | 263   | H Rhode Island  | 58 <b>61</b>  |                 |
|                           |                 |              |       |                 |              |       |          |              | 281   | A Canisius      | 46 <b>67</b>  |                 |
|                           |                 |              |       |                 |              |       |          |              | 308   | A New Hampshire | 51 50         |                 |
|                           |                 |              |       |                 |              |       |          |              | 308   | H New Hampshire | 69 60         |                 |
|                           |                 |              |       |                 |              |       |          |              | 311   | H Wagner        | 56 54         |                 |
|                           |                 |              |       |                 |              |       |          |              | 312   | A UMBC          | 58 44         |                 |
|                           |                 |              |       |                 |              |       |          |              | 312   | H UMBC          | 58 50         |                 |
|                           |                 |              |       |                 |              |       |          |              | 324   | A UMass Lowell  | 51 <b>54</b>  |                 |
|                           |                 |              |       |                 |              |       |          |              | 324   | H UMass Lowell  | 52 42         |                 |
|                           |                 |              |       |                 |              |       |          |              | 325   | A NJIT          | 71 63         |                 |
| LAST 12 Division I GAMES: |                 |              |       |                 |              |       |          |              |       |                 |               |                 |
| 65                        | H Drexel        | 44 <b>60</b> | 58    | A Maine         | 45 <b>66</b> |       |          |              |       |                 |               |                 |
| 248                       | H Binghamton    | 50 <b>59</b> | 324   | H UMass Lowell  | 52 42        |       |          |              |       |                 |               |                 |
| 312                       | H UMBC          | 58 50        | 152   | H Stony Brook   | 61 <b>67</b> |       |          |              |       |                 |               |                 |
| 113                       | H Hartford      | 48 <b>76</b> | 312   | A UMBC          | 58 44        |       |          |              |       |                 |               |                 |
| 308                       | A New Hampshire | 51 50        | 248   | A Binghamton    | 58 57        |       |          |              |       |                 |               |                 |
| 250                       | A Albany (NY)   | 40 <b>65</b> | 308   | H New Hampshire | 69 60        |       |          |              |       |                 |               |                 |

Non-Div I Games: Norwich 78 28

Vermont

■ Loss, 
 ■ Non-Conf, S Site, 
 ■ Home 
 ■ Away 
 N Neutral



|                      |          |          |           |         |                |               |             |      |          |           |
|----------------------|----------|----------|-----------|---------|----------------|---------------|-------------|------|----------|-----------|
| Average RPI Win: 138 |          | WON-LOST | WINNING   | LAST 10 | STRENGTH OF    | OPP. STRENGTH | TEAM        | ADJ. | CONF.    | ADJ CONF. |
| Average RPI Loss: 51 |          | RECORD   | PCT. RANK | GAMES   | SCHEDULE       | OF SCHEDULE   | RPI         | RPI  | RPI      | RPI       |
| DIV. I ONLY          |          | 17- 10   | 100       | 1- 0    | 43             | 46            | 52          | 52   | 6        | 6         |
| DIV. I NON-CONF.     |          | 9- 2     | 43        | 0- 0    | 69             | 56            | 22          | 22   | 4        | 4         |
| <hr/>                |          |          |           |         |                |               |             |      |          |           |
| TOTALS               | RPI 1-25 |          | RPI 26-50 |         | W-L RECORDS    | RPI 51-100    | RPI 101-150 |      | RPI 150+ |           |
| 17- 10               | 0- 5     |          | 0- 0      |         | OVERALL        | 4- 3          | 8- 2        |      | 5- 0     |           |
| 10- 4                | 0- 2     |          | 0- 0      |         | HOME           | 3- 1          | 4- 1        |      | 3- 0     |           |
| 7- 5                 | 0- 3     |          | 0- 0      |         | AWAY           | 1- 1          | 4- 1        |      | 2- 0     |           |
| 0- 1                 | 0- 0     |          | 0- 0      |         | NEUTRAL        | 0- 1          | 0- 0        |      | 0- 0     |           |
| 9- 2                 | 0- 1     |          | 0- 0      |         | NON-CONFERENCE | 3- 1          | 2- 0        |      | 4- 0     |           |
| 5- 0                 | 0- 0     |          | 0- 0      |         | HOME           | 2- 0          | 1- 0        |      | 2- 0     |           |
| 4- 1                 | 0- 1     |          | 0- 0      |         | AWAY           | 1- 0          | 1- 0        |      | 2- 0     |           |
| 0- 1                 | 0- 0     |          | 0- 0      |         | NEUTRAL        | 0- 1          | 0- 0        |      | 0- 0     |           |
| 8- 8                 | 0- 4     |          | 0- 0      |         | CONFERENCE     | 1- 2          | 6- 2        |      | 1- 0     |           |
| 5- 4                 | 0- 2     |          | 0- 0      |         | HOME           | 1- 1          | 3- 1        |      | 1- 0     |           |
| 3- 4                 | 0- 2     |          | 0- 0      |         | AWAY           | 0- 1          | 3- 1        |      | 0- 0     |           |
| 0- 0                 | 0- 0     |          | 0- 0      |         | NEUTRAL        | 0- 0          | 0- 0        |      | 0- 0     |           |

| RPI S                     | Opponent          | Score | RPI S | Opponent          | Score | RPI S | Opponent        | Score | RPI S | Opponent            | Score |
|---------------------------|-------------------|-------|-------|-------------------|-------|-------|-----------------|-------|-------|---------------------|-------|
| 10                        | A Marquette       | 55 93 |       |                   |       | 54    | H Butler        | 55 63 | 104   | A St. John's (NY)   | 73 57 |
| 10                        | H Marquette       | 55 91 |       |                   |       | 60    | N Virginia Tech | 59 61 | 104   | H St. John's (NY)   | 62 66 |
| 15                        | A UCF             | 56 71 |       |                   |       | 66    | H Princeton     | 67 46 | 105   | A Creighton         | 54 52 |
| 25                        | A DePaul          | 70 93 |       |                   |       | 72    | A Penn          | 58 50 | 105   | H Creighton         | 67 62 |
| 25                        | H DePaul          | 59 66 |       |                   |       | 93    | A Georgetown    | 63 68 | 112   | A Providence        | 61 67 |
|                           |                   |       |       |                   |       | 93    | H Georgetown    | 91 43 | 112   | H Providence        | 53 33 |
|                           |                   |       |       |                   |       | 97    | H Georgia       | 62 56 | 113   | H Hartford          | 59 41 |
|                           |                   |       |       |                   |       |       |                 |       | 138   | A Seton Hall        | 70 66 |
|                           |                   |       |       |                   |       |       |                 |       | 138   | H Seton Hall        | 73 68 |
|                           |                   |       |       |                   |       |       |                 |       | 139   | A Lehigh            | 70 48 |
|                           |                   |       |       |                   |       |       |                 |       | 161   | H Temple            | 76 68 |
|                           |                   |       |       |                   |       |       |                 |       | 185   | H Xavier            | 75 71 |
|                           |                   |       |       |                   |       |       |                 |       | 191   | A George Washington | 60 45 |
|                           |                   |       |       |                   |       |       |                 |       | 230   | A Saint Joseph's    | 47 35 |
|                           |                   |       |       |                   |       |       |                 |       | 295   | H La Salle          | 81 68 |
| LAST 12 Division I GAMES: |                   |       |       |                   |       |       |                 |       |       |                     |       |
| 138                       | H Seton Hall      | 73 68 | 112   | H Providence      | 53 33 |       |                 |       |       |                     |       |
| 104                       | H St. John's (NY) | 62 66 | 104   | A St. John's (NY) | 73 57 |       |                 |       |       |                     |       |
| 93                        | H Georgetown      | 91 43 | 138   | A Seton Hall      | 70 66 |       |                 |       |       |                     |       |
| 10                        | A Marquette       | 55 93 | 93    | A Georgetown      | 63 68 |       |                 |       |       |                     |       |
| 25                        | A DePaul          | 70 93 | 72    | A Penn            | 58 50 |       |                 |       |       |                     |       |
| 105                       | H Creighton       | 67 62 | 25    | H DePaul          | 59 66 |       |                 |       |       |                     |       |

Non-Div I Games:

Villanova

  Loss, 
  Non-Conf, 
  S Site, 
  H Home 
  A Away 
N Neutral

|                   |          |           |                |            |             |               |      |      |       |           |
|-------------------|----------|-----------|----------------|------------|-------------|---------------|------|------|-------|-----------|
| Average RPI Win:  | 124      | WON-LOST  | WINNING        | LAST 10    | STRENGTH OF | OPP. STRENGTH | TEAM | ADJ. | CONF. | ADJ CONF. |
| Average RPI Loss: | 48       | RECORD    | PCT. RANK      | GAMES      | SCHEDULE    | OF SCHEDULE   | RPI  | RPI  | RPI   | RPI       |
| DIV. I ONLY       | 11- 16   | 225       | 1- 0           | 5          | 16          | 98            | 98   | 1    | 1     |           |
| DIV. I NON-CONF.  | 6- 7     | 172       | 0- 0           | 23         | 62          | 106           | 106  | 1    | 1     |           |
| TOTALS            | RPI 1-25 | RPI 26-50 | W-L RECORDS    | RPI 51-100 | RPI 101-150 | RPI 150+      |      |      |       |           |
| 11- 16            | 0- 9     | 1- 3      | OVERALL        | 4- 1       | 4- 2        | 2- 1          |      |      |       |           |
| 8- 8              | 0- 5     | 1- 0      | HOME           | 3- 1       | 2- 1        | 2- 1          |      |      |       |           |
| 2- 7              | 0- 4     | 0- 3      | AWAY           | 1- 0       | 1- 0        | 0- 0          |      |      |       |           |
| 1- 1              | 0- 0     | 0- 0      | NEUTRAL        | 0- 0       | 1- 1        | 0- 0          |      |      |       |           |
| 6- 7              | 0- 3     | 0- 1      | NON-CONFERENCE | 2- 1       | 2- 1        | 2- 1          |      |      |       |           |
| 4- 4              | 0- 2     | 0- 0      | HOME           | 1- 1       | 1- 0        | 2- 1          |      |      |       |           |
| 1- 2              | 0- 1     | 0- 1      | AWAY           | 1- 0       | 0- 0        | 0- 0          |      |      |       |           |
| 1- 1              | 0- 0     | 0- 0      | NEUTRAL        | 0- 0       | 1- 1        | 0- 0          |      |      |       |           |
| 5- 9              | 0- 6     | 1- 2      | CONFERENCE     | 2- 0       | 2- 1        | 0- 0          |      |      |       |           |
| 4- 4              | 0- 3     | 1- 0      | HOME           | 2- 0       | 1- 1        | 0- 0          |      |      |       |           |
| 1- 5              | 0- 3     | 0- 2      | AWAY           | 0- 0       | 1- 0        | 0- 0          |      |      |       |           |
| 0- 0              | 0- 0     | 0- 0      | NEUTRAL        | 0- 0       | 0- 0        | 0- 0          |      |      |       |           |

| RPI 1-25                  |   |                 |       | RPI 26-50 |   |                |       | RPI 51-100 |   |               |       | RPI 101+ Team's RPI: 98 |   |                |       |
|---------------------------|---|-----------------|-------|-----------|---|----------------|-------|------------|---|---------------|-------|-------------------------|---|----------------|-------|
| RPI                       | S | Opponent        | Score | RPI       | S | Opponent       | Score | RPI        | S | Opponent      | Score | RPI                     | S | Opponent       | Score |
| 3                         | A | Louisville      | 43 91 | 31        | A | North Carolina | 53 70 | 60         | H | Virginia Tech | 62 58 | 115                     | H | Boston College | 79 77 |
| 3                         | H | Louisville      | 49 71 | 39        | A | Michigan St.   | 66 91 | 76         | H | Radford       | 44 57 | 118                     | H | Charlotte      | 65 61 |
| 8                         | H | NC State        | 38 66 | 40        | H | Georgia Tech   | 53 45 | 78         | H | American      | 57 54 | 124                     | A | Pittsburgh     | 74 57 |
| 9                         | H | Mississippi St. | 44 72 | 41        | A | Clemson        | 65 71 | 84         | H | Duke          | 53 47 | 128                     | H | Wake Forest    | 42 52 |
| 12                        | A | Syracuse        | 68 72 |           |   |                |       | 87         | A | Old Dominion  | 73 67 | 133                     | N | South Fla.     | 74 67 |
| 17                        | A | Kentucky        | 51 63 |           |   |                |       |            |   |               |       | 147                     | N | Alabama        | 52 64 |
| 18                        | A | Miami (FL)      | 59 72 |           |   |                |       |            |   |               |       | 190                     | H | Saint Louis    | 65 67 |
| 20                        | H | Florida St.     | 61 63 |           |   |                |       |            |   |               |       | 192                     | H | N.C. A&T       | 67 57 |
| 23                        | H | Central Mich.   | 61 74 |           |   |                |       |            |   |               |       | 328                     | H | Coppin St.     | 55 41 |
| LAST 12 Division I GAMES: |   |                 |       |           |   |                |       |            |   |               |       |                         |   |                |       |
| 40                        | H | Georgia Tech    | 53 45 | 12        | A | Syracuse       | 68 72 |            |   |               |       |                         |   |                |       |
| 3                         | H | Louisville      | 49 71 | 128       | H | Wake Forest    | 42 52 |            |   |               |       |                         |   |                |       |
| 31                        | A | North Carolina  | 53 70 | 124       | A | Pittsburgh     | 74 57 |            |   |               |       |                         |   |                |       |
| 84                        | H | Duke            | 53 47 | 3         | A | Louisville     | 43 91 |            |   |               |       |                         |   |                |       |
| 115                       | H | Boston College  | 79 77 | 8         | H | NC State       | 38 66 |            |   |               |       |                         |   |                |       |
| 18                        | A | Miami (FL)      | 59 72 | 60        | H | Virginia Tech  | 62 58 |            |   |               |       |                         |   |                |       |

Non-Div I Games:

Virginia

■ Loss, 
■ Non-Conf, S Site, 
■ Home 
■ Away 
N Neutral

|                   |          |           |                |            |             |               |      |      |       |           |
|-------------------|----------|-----------|----------------|------------|-------------|---------------|------|------|-------|-----------|
| Average RPI Win:  | 163      | WON-LOST  | WINNING        | LAST 10    | STRENGTH OF | OPP. STRENGTH | TEAM | ADJ. | CONF. | ADJ CONF. |
| Average RPI Loss: | 27       | RECORD    | PCT. RANK      | GAMES      | SCHEDULE    | OF SCHEDULE   | RPI  | RPI  | RPI   | RPI       |
| DIV. I ONLY       | 17- 10   | 100       | 0- 1           | 54         | 22          | 60            | 60   | 1    | 1     |           |
| DIV. I NON-CONF.  | 13- 0    | 1         | 0- 0           | 248        | 140         | 32            | 32   | 1    | 1     |           |
| TOTALS            | RPI 1-25 | RPI 26-50 | W-L RECORDS    | RPI 51-100 | RPI 101-150 | RPI 150+      |      |      |       |           |
| 17- 10            | 1- 6     | 1- 3      | OVERALL        | 4- 1       | 3- 0        | 8- 0          |      |      |       |           |
| 9- 5              | 1- 4     | 1- 1      | HOME           | 1- 0       | 0- 0        | 6- 0          |      |      |       |           |
| 4- 5              | 0- 2     | 0- 2      | AWAY           | 1- 1       | 2- 0        | 1- 0          |      |      |       |           |
| 4- 0              | 0- 0     | 0- 0      | NEUTRAL        | 2- 0       | 1- 0        | 1- 0          |      |      |       |           |
| 13- 0             | 0- 0     | 1- 0      | NON-CONFERENCE | 3- 0       | 1- 0        | 8- 0          |      |      |       |           |
| 8- 0              | 0- 0     | 1- 0      | HOME           | 1- 0       | 0- 0        | 6- 0          |      |      |       |           |
| 1- 0              | 0- 0     | 0- 0      | AWAY           | 0- 0       | 0- 0        | 1- 0          |      |      |       |           |
| 4- 0              | 0- 0     | 0- 0      | NEUTRAL        | 2- 0       | 1- 0        | 1- 0          |      |      |       |           |
| 4- 10             | 1- 6     | 0- 3      | CONFERENCE     | 1- 1       | 2- 0        | 0- 0          |      |      |       |           |
| 1- 5              | 1- 4     | 0- 1      | HOME           | 0- 0       | 0- 0        | 0- 0          |      |      |       |           |
| 3- 5              | 0- 2     | 0- 2      | AWAY           | 1- 1       | 2- 0        | 0- 0          |      |      |       |           |
| 0- 0              | 0- 0     | 0- 0      | NEUTRAL        | 0- 0       | 0- 0        | 0- 0          |      |      |       |           |

| RPI 1-25                  |   |             |       | RPI 26-50 |   |                |       | RPI 51-100 Team's RPI: 60 |   |                |       | RPI 101+ |   |                |       |
|---------------------------|---|-------------|-------|-----------|---|----------------|-------|---------------------------|---|----------------|-------|----------|---|----------------|-------|
| RPI                       | S | Opponent    | Score | RPI       | S | Opponent       | Score | RPI                       | S | Opponent       | Score | RPI      | S | Opponent       | Score |
| 1                         | H | Notre Dame  | 51 80 | 27        | H | Rutgers        | 67 51 | 52                        | N | Villanova      | 61 59 | 115      | A | Boston College | 95 86 |
| 3                         | H | Louisville  | 63 72 | 31        | H | North Carolina | 69 81 | 76                        | H | Radford        | 55 44 | 122      | N | Dayton         | 69 57 |
| 8                         | A | NC State    | 61 70 | 40        | A | Georgia Tech   | 68 76 | 77                        | N | Ohio St.       | 81 73 | 124      | A | Pittsburgh     | 74 58 |
| 12                        | H | Syracuse    | 73 75 | 41        | A | Clemson        | 66 73 | 84                        | A | Duke           | 64 57 | 162      | H | Chattanooga    | 74 59 |
| 18                        | A | Miami (FL)  | 61 68 |           |   |                |       | 98                        | A | Virginia       | 58 62 | 217      | A | Liberty        | 72 61 |
| 18                        | H | Miami (FL)  | 73 65 |           |   |                |       |                           |   |                |       | 232      | H | Monmouth       | 82 49 |
| 20                        | H | Florida St. | 54 56 |           |   |                |       |                           |   |                |       | 238      | H | Mt. St. Mary's | 83 51 |
| LAST 12 Division I GAMES: |   |             |       |           |   |                |       |                           |   |                |       |          |   |                |       |
|                           |   |             |       | 41        | A | Clemson        | 66 73 | 124                       | A | Pittsburgh     | 74 58 |          |   |                |       |
|                           |   |             |       | 18        | H | Miami (FL)     | 73 65 | 20                        | H | Florida St.    | 54 56 |          |   |                |       |
|                           |   |             |       | 40        | A | Georgia Tech   | 68 76 | 31                        | H | North Carolina | 69 81 |          |   |                |       |
|                           |   |             |       | 84        | A | Duke           | 64 57 | 8                         | A | NC State       | 61 70 |          |   |                |       |
|                           |   |             |       | 3         | H | Louisville     | 63 72 | 1                         | H | Notre Dame     | 51 80 |          |   |                |       |
|                           |   |             |       | 115       | A | Boston College | 95 86 | 98                        | A | Virginia       | 58 62 |          |   |                |       |

Non-Div I Games:

Virginia Tech

■ Loss, 
■ Non-Conf, 
■ S Site, 
■ H Home 
■ A Away 
N Neutral

W  
a  
g  
n  
e  
rW  
a  
g  
n  
e  
r

Wagner

Page 332

## Wake Forest

Through Games Of Feb. 26, 2019

|                   |          |           |                |            |             |               |      |      |       |           |
|-------------------|----------|-----------|----------------|------------|-------------|---------------|------|------|-------|-----------|
| Average RPI Win:  | 165      | WON-LOST  | WINNING        | LAST 10    | STRENGTH OF | OPP. STRENGTH | TEAM | ADJ. | CONF. | ADJ CONF. |
| Average RPI Loss: | 60       | RECORD    | PCT. RANK      | GAMES      | SCHEDULE    | OF SCHEDULE   | RPI  | RPI  | RPI   | RPI       |
| DIV. I ONLY       | 10- 17   | 250       | 0- 1           | 11         | 61          | 128           | 128  | 1    | 1     |           |
| DIV. I NON-CONF.  | 9- 4     | 85        | 0- 0           | 56         | 293         | 78            | 78   | 1    | 1     |           |
| TOTALS            | RPI 1-25 | RPI 26-50 | W-L RECORDS    | RPI 51-100 | RPI 101-150 | RPI 150+      |      |      |       |           |
| 10- 17            | 0- 7     | 1- 3      | OVERALL        | 1- 4       | 3- 1        | 5- 2          |      |      |       |           |
| 7- 9              | 0- 3     | 1- 2      | HOME           | 0- 2       | 2- 1        | 4- 1          |      |      |       |           |
| 2- 8              | 0- 4     | 0- 1      | AWAY           | 1- 2       | 1- 0        | 0- 1          |      |      |       |           |
| 1- 0              | 0- 0     | 0- 0      | NEUTRAL        | 0- 0       | 0- 0        | 1- 0          |      |      |       |           |
| 9- 4              | 0- 0     | 1- 0      | NON-CONFERENCE | 0- 2       | 3- 0        | 5- 2          |      |      |       |           |
| 7- 2              | 0- 0     | 1- 0      | HOME           | 0- 1       | 2- 0        | 4- 1          |      |      |       |           |
| 1- 2              | 0- 0     | 0- 0      | AWAY           | 0- 1       | 1- 0        | 0- 1          |      |      |       |           |
| 1- 0              | 0- 0     | 0- 0      | NEUTRAL        | 0- 0       | 0- 0        | 1- 0          |      |      |       |           |
| 1- 13             | 0- 7     | 0- 3      | CONFERENCE     | 1- 2       | 0- 1        | 0- 0          |      |      |       |           |
| 0- 7              | 0- 3     | 0- 2      | HOME           | 0- 1       | 0- 1        | 0- 0          |      |      |       |           |
| 1- 6              | 0- 4     | 0- 1      | AWAY           | 1- 1       | 0- 0        | 0- 0          |      |      |       |           |
| 0- 0              | 0- 0     | 0- 0      | NEUTRAL        | 0- 0       | 0- 0        | 0- 0          |      |      |       |           |

| RPI 1-25                  |   |              |       | RPI 26-50 |   |                |       | RPI 51-100 |   |          |       | RPI 101+ Team's RPI: 128 |   |                    |       |
|---------------------------|---|--------------|-------|-----------|---|----------------|-------|------------|---|----------|-------|--------------------------|---|--------------------|-------|
| RPI                       | S | Opponent     | Score | RPI       | S | Opponent       | Score | RPI        | S | Opponent | Score | RPI                      | S | Opponent           | Score |
| 1                         | A | Notre Dame   | 48 78 | 31        | A | North Carolina | 61 84 | 55         | H | Indiana  | 73 87 | 104                      | H | St. John's (NY)    | 64 59 |
| 3                         | H | Louisville   | 49 73 | 36        | H | James Madison  | 50 49 | 84         | A | Duke     | 52 66 | 107                      | H | Towson             | 60 53 |
| 8                         | A | NC State     | 46 80 | 40        | H | Georgia Tech   | 46 60 | 84         | H | Duke     | 44 55 | 115                      | H | Boston College     | 64 65 |
| 8                         | H | NC State     | 50 59 | 41        | H | Clemson        | 53 69 | 98         | A | Virginia | 52 42 | 118                      | A | Charlotte          | 69 43 |
| 12                        | A | Syracuse     | 57 77 |           |   |                |       | 100        | A | VCU      | 40 53 | 153                      | H | Mercer             | 69 54 |
| 18                        | H | Miami (FL)   | 57 72 |           |   |                |       |            |   |          |       | 185                      | H | Xavier             | 50 62 |
| 20                        | A | Florida St.  | 61 85 |           |   |                |       |            |   |          |       | 193                      | H | UMES               | 78 67 |
|                           |   |              |       |           |   |                |       |            |   |          |       | 223                      | A | East Carolina      | 61 70 |
|                           |   |              |       |           |   |                |       |            |   |          |       | 264                      | H | Norfolk St.        | 63 61 |
|                           |   |              |       |           |   |                |       |            |   |          |       | 271                      | H | Richmond           | 62 48 |
|                           |   |              |       |           |   |                |       |            |   |          |       | 301                      | N | South Carolina St. | 58 44 |
| LAST 12 Division I GAMES: |   |              |       |           |   |                |       |            |   |          |       |                          |   |                    |       |
| 84                        | H | Duke         | 44 55 | 8         | H | NC State       | 50 59 |            |   |          |       |                          |   |                    |       |
| 8                         | A | NC State     | 46 80 | 98        | A | Virginia       | 52 42 |            |   |          |       |                          |   |                    |       |
| 12                        | A | Syracuse     | 57 77 | 84        | A | Duke           | 52 66 |            |   |          |       |                          |   |                    |       |
| 40                        | H | Georgia Tech | 46 60 | 3         | H | Louisville     | 49 73 |            |   |          |       |                          |   |                    |       |
| 41                        | H | Clemson      | 53 69 | 31        | A | North Carolina | 61 84 |            |   |          |       |                          |   |                    |       |
| 20                        | A | Florida St.  | 61 85 | 1         | A | Notre Dame     | 48 78 |            |   |          |       |                          |   |                    |       |

Non-Div I Games:

Wake Forest

■ Loss, 
■ Non-Conf, 
■ S Site, 
■ H Home 
■ A Away 
N Neutral

| Average RPI Win:  | 191      | WON-LOST  | WINNING        | LAST 10    | STRENGTH OF | OPP. STRENGTH | TEAM | ADJ. | CONF. | ADJ CONF. |
|-------------------|----------|-----------|----------------|------------|-------------|---------------|------|------|-------|-----------|
| Average RPI Loss: | 59       | RECORD    | PCT. RANK      | GAMES      | SCHEDULE    | OF SCHEDULE   | RPI  | RPI  | RPI   | RPI       |
| DIV. I ONLY       | 9- 18    | 265       | 0- 1           | 28         | 58          | 157           | 157  | 2    | 2     |           |
| DIV. I NON-CONF.  | 7- 5     | 132       | 0- 1           | 96         | 177         | 134           | 134  | 2    | 2     |           |
| TOTALS            | RPI 1-25 | RPI 26-50 | W-L RECORDS    | RPI 51-100 | RPI 101-150 | RPI 150+      |      |      |       |           |
| 9- 18             | 0- 6     | 0- 4      | OVERALL        | 2- 4       | 0- 3        | 7- 1          |      |      |       |           |
| 6- 7              | 0- 3     | 0- 0      | HOME           | 1- 3       | 0- 1        | 5- 0          |      |      |       |           |
| 2- 9              | 0- 3     | 0- 3      | AWAY           | 0- 1       | 0- 1        | 2- 1          |      |      |       |           |
| 1- 2              | 0- 0     | 0- 1      | NEUTRAL        | 1- 0       | 0- 1        | 0- 0          |      |      |       |           |
| 7- 5              | 0- 1     | 0- 1      | NON-CONFERENCE | 2- 1       | 0- 1        | 5- 1          |      |      |       |           |
| 5- 2              | 0- 1     | 0- 0      | HOME           | 1- 1       | 0- 0        | 4- 0          |      |      |       |           |
| 1- 1              | 0- 0     | 0- 0      | AWAY           | 0- 0       | 0- 0        | 1- 1          |      |      |       |           |
| 1- 2              | 0- 0     | 0- 1      | NEUTRAL        | 1- 0       | 0- 1        | 0- 0          |      |      |       |           |
| 2- 13             | 0- 5     | 0- 3      | CONFERENCE     | 0- 3       | 0- 2        | 2- 0          |      |      |       |           |
| 1- 5              | 0- 2     | 0- 0      | HOME           | 0- 2       | 0- 1        | 1- 0          |      |      |       |           |
| 1- 8              | 0- 3     | 0- 3      | AWAY           | 0- 1       | 0- 1        | 1- 0          |      |      |       |           |
| 0- 0              | 0- 0     | 0- 0      | NEUTRAL        | 0- 0       | 0- 0        | 0- 0          |      |      |       |           |

| RPI                       | S | Opponent        | Score  | RPI | S | Opponent            | Score | RPI | S | Opponent  | Score | RPI | S | Opponent          | Score | Team's RPI: 157 |
|---------------------------|---|-----------------|--------|-----|---|---------------------|-------|-----|---|-----------|-------|-----|---|-------------------|-------|-----------------|
| 4                         | A | Stanford        | 54 91  | 33  | A | UCLA                | 60 76 | 57  | H | Boise St. | 69 73 | 117 | N | Fordham           | 57 65 |                 |
| 5                         | A | Oregon          | 71 84  | 38  | A | California          | 70 79 | 64  | A | Utah      | 56 88 | 146 | A | Washington St.    | 61 94 |                 |
| 5                         | H | Oregon          | 57 76  | 46  | N | Michigan            | 73 80 | 64  | H | Utah      | 43 58 | 146 | H | Washington St.    | 76 79 |                 |
| 9                         | H | Mississippi St. | 56 103 | 49  | A | Southern California | 57 82 | 73  | H | Arizona   | 59 69 | 165 | A | Colorado          | 60 46 |                 |
| 21                        | A | Oregon St.      | 67 78  |     |   |                     |       | 77  | H | Ohio St.  | 69 59 | 165 | H | Colorado          | 68 58 |                 |
| 21                        | H | Oregon St.      | 39 86  |     |   |                     |       | 84  | N | Duke      | 71 64 | 166 | A | Tulane            | 51 63 |                 |
|                           |   |                 |        |     |   |                     |       |     |   |           |       | 171 | H | Montana           | 69 54 |                 |
|                           |   |                 |        |     |   |                     |       |     |   |           |       | 197 | H | George Mason      | 81 52 |                 |
|                           |   |                 |        |     |   |                     |       |     |   |           |       | 249 | H | Northern Ariz.    | 81 59 |                 |
|                           |   |                 |        |     |   |                     |       |     |   |           |       | 266 | H | Cal St. Fullerton | 83 74 |                 |
|                           |   |                 |        |     |   |                     |       |     |   |           |       | 344 | A | Seattle U         | 69 58 |                 |
| LAST 12 Division I GAMES: |   |                 |        |     |   |                     |       |     |   |           |       |     |   |                   |       |                 |
| 57                        | H | Boise St.       | 69 73  | 73  | H | Arizona             | 59 69 |     |   |           |       |     |   |                   |       |                 |
| 46                        | N | Michigan        | 73 80  | 33  | A | UCLA                | 60 76 |     |   |           |       |     |   |                   |       |                 |
| 117                       | N | Fordham         | 57 65  | 49  | A | Southern California | 57 82 |     |   |           |       |     |   |                   |       |                 |
| 165                       | A | Colorado        | 60 46  | 5   | H | Oregon              | 57 76 |     |   |           |       |     |   |                   |       |                 |
| 64                        | A | Utah            | 56 88  | 21  | H | Oregon St.          | 39 86 |     |   |           |       |     |   |                   |       |                 |
| 146                       | A | Washington St.  | 61 94  | 38  | A | California          | 70 79 |     |   |           |       |     |   |                   |       |                 |

Non-Div I Games:

Washington

■ Loss, 
 ■ Non-Conf, 
 ■ S Site, 
 ■ Home 
 ■ A Away 
 N Neutral

|                   |          |           |                |            |             |               |      |      |       |           |
|-------------------|----------|-----------|----------------|------------|-------------|---------------|------|------|-------|-----------|
| Average RPI Win:  | 154      | WON-LOST  | WINNING        | LAST 10    | STRENGTH OF | OPP. STRENGTH | TEAM | ADJ. | CONF. | ADJ CONF. |
| Average RPI Loss: | 62       | RECORD    | PCT. RANK      | GAMES      | SCHEDULE    | OF SCHEDULE   | RPI  | RPI  | RPI   | RPI       |
| DIV. I ONLY       | 9- 18    | 265       | 1- 0           | 23         | 30          | 146           | 146  | 2    | 2     |           |
| DIV. I NON-CONF.  | 5- 6     | 177       | 1- 0           | 76         | 96          | 167           | 167  | 2    | 2     |           |
| TOTALS            | RPI 1-25 | RPI 26-50 | W-L RECORDS    | RPI 51-100 | RPI 101-150 | RPI 150+      |      |      |       |           |
| 9- 18             | 0- 7     | 0- 3      | OVERALL        | 3- 4       | 0- 2        | 6- 2          |      |      |       |           |
| 6- 7              | 0- 3     | 0- 0      | HOME           | 3- 3       | 0- 0        | 3- 1          |      |      |       |           |
| 1- 10             | 0- 4     | 0- 3      | AWAY           | 0- 1       | 0- 1        | 1- 1          |      |      |       |           |
| 2- 1              | 0- 0     | 0- 0      | NEUTRAL        | 0- 0       | 0- 1        | 2- 0          |      |      |       |           |
| 5- 6              | 0- 1     | 0- 0      | NON-CONFERENCE | 2- 2       | 0- 2        | 3- 1          |      |      |       |           |
| 3- 3              | 0- 0     | 0- 0      | HOME           | 2- 2       | 0- 0        | 1- 1          |      |      |       |           |
| 0- 2              | 0- 1     | 0- 0      | AWAY           | 0- 0       | 0- 1        | 0- 0          |      |      |       |           |
| 2- 1              | 0- 0     | 0- 0      | NEUTRAL        | 0- 0       | 0- 1        | 2- 0          |      |      |       |           |
| 4- 12             | 0- 6     | 0- 3      | CONFERENCE     | 1- 2       | 0- 0        | 3- 1          |      |      |       |           |
| 3- 4              | 0- 3     | 0- 0      | HOME           | 1- 1       | 0- 0        | 2- 0          |      |      |       |           |
| 1- 8              | 0- 3     | 0- 3      | AWAY           | 0- 1       | 0- 0        | 1- 1          |      |      |       |           |
| 0- 0              | 0- 0     | 0- 0      | NEUTRAL        | 0- 0       | 0- 0        | 0- 0          |      |      |       |           |

| RPI 1-25                  |   |                  |       | RPI 26-50 |   |                     |       | RPI 51-100 |   |                   |       | RPI 101+ Team's RPI: 146 |   |                  |       |
|---------------------------|---|------------------|-------|-----------|---|---------------------|-------|------------|---|-------------------|-------|--------------------------|---|------------------|-------|
| RPI                       | S | Opponent         | Score | RPI       | S | Opponent            | Score | RPI        | S | Opponent          | Score | RPI                      | S | Opponent         | Score |
| 4                         | A | Stanford         | 64 85 | 33        | A | UCLA                | 56 83 | 56         | H | Saint Mary's (CA) | 64 70 | 140                      | N | Kansas           | 63 71 |
| 5                         | A | Oregon           | 58 98 | 38        | A | California          | 63 77 | 57         | H | Boise St.         | 95 71 | 150                      | A | CSUN             | 52 65 |
| 5                         | H | Oregon           | 64 79 | 49        | A | Southern California | 73 81 | 64         | A | Utah              | 67 75 | 157                      | A | Washington       | 79 76 |
| 14                        | A | Gonzaga          | 53 76 |           |   |                     |       | 64         | H | Utah              | 68 72 | 157                      | H | Washington       | 94 61 |
| 19                        | H | Arizona St.      | 46 61 |           |   |                     |       | 73         | H | Arizona           | 90 88 | 165                      | A | Colorado         | 61 72 |
| 21                        | A | Oregon St.       | 69 76 |           |   |                     |       | 83         | H | UC Davis          | 62 75 | 165                      | H | Colorado         | 74 48 |
| 21                        | H | Oregon St.       | 35 52 |           |   |                     |       | 86         | H | Nebraska          | 87 84 | 189                      | H | Utah St.         | 61 72 |
|                           |   |                  |       |           |   |                     |       |            |   |                   |       | 201                      | N | Jacksonville St. | 64 51 |
|                           |   |                  |       |           |   |                     |       |            |   |                   |       | 245                      | N | Wichita St.      | 85 59 |
|                           |   |                  |       |           |   |                     |       |            |   |                   |       | 247                      | H | San Francisco    | 91 61 |
| LAST 12 Division I GAMES: |   |                  |       |           |   |                     |       |            |   |                   |       |                          |   |                  |       |
| 245                       | N | Wichita St.      | 85 59 | 19        | H | Arizona St.         | 46 61 |            |   |                   |       |                          |   |                  |       |
| 201                       | N | Jacksonville St. | 64 51 | 49        | A | Southern California | 73 81 |            |   |                   |       |                          |   |                  |       |
| 64                        | A | Utah             | 67 75 | 33        | A | UCLA                | 56 83 |            |   |                   |       |                          |   |                  |       |
| 165                       | A | Colorado         | 61 72 | 21        | H | Oregon St.          | 35 52 |            |   |                   |       |                          |   |                  |       |
| 157                       | H | Washington       | 94 61 | 5         | H | Oregon              | 64 79 |            |   |                   |       |                          |   |                  |       |
| 73                        | H | Arizona          | 90 88 | 4         | A | Stanford            | 64 85 |            |   |                   |       |                          |   |                  |       |

Non-Div I Games:

Washington St.

■ Loss, 
■ Non-Conf, 
■ S Site, 
■ H Home 
■ A Away 
N Neutral

|                   |              |            |                |            |             |               |            |           |           |           |
|-------------------|--------------|------------|----------------|------------|-------------|---------------|------------|-----------|-----------|-----------|
| Average RPI Win:  | <b>244</b>   | WON-LOST   | WINNING        | LAST 10    | STRENGTH OF | OPP. STRENGTH | TEAM       | ADJ.      | CONF.     | ADJ CONF. |
| Average RPI Loss: | <b>170</b>   | RECORD     | PCT. RANK      | GAMES      | SCHEDULE    | OF SCHEDULE   | RPI        | RPI       | RPI       | RPI       |
| DIV. I ONLY       | <b>4- 22</b> | <b>329</b> | <b>0- 0</b>    | <b>235</b> | <b>186</b>  | <b>319</b>    | <b>319</b> | <b>16</b> | <b>16</b> |           |
| DIV. I NON-CONF.  | <b>2- 7</b>  | <b>288</b> | <b>0- 0</b>    | <b>264</b> | <b>254</b>  | <b>299</b>    | <b>299</b> | <b>12</b> | <b>12</b> |           |
| TOTALS            | RPI 1-25     | RPI 26-50  | W-L RECORDS    | RPI 51-100 | RPI 101-150 | RPI 150+      |            |           |           |           |
| 4- 22             | 0- 0         | 0- 0       | OVERALL        | 0- 5       | 1- 6        | 3- 11         |            |           |           |           |
| 2- 10             | 0- 0         | 0- 0       | HOME           | 0- 2       | 0- 3        | 2- 5          |            |           |           |           |
| 2- 11             | 0- 0         | 0- 0       | AWAY           | 0- 2       | 1- 3        | 1- 6          |            |           |           |           |
| 0- 1              | 0- 0         | 0- 0       | NEUTRAL        | 0- 1       | 0- 0        | 0- 0          |            |           |           |           |
| 2- 7              | 0- 0         | 0- 0       | NON-CONFERENCE | 0- 2       | 0- 2        | 2- 3          |            |           |           |           |
| 1- 2              | 0- 0         | 0- 0       | HOME           | 0- 0       | 0- 1        | 1- 1          |            |           |           |           |
| 1- 4              | 0- 0         | 0- 0       | AWAY           | 0- 1       | 0- 1        | 1- 2          |            |           |           |           |
| 0- 1              | 0- 0         | 0- 0       | NEUTRAL        | 0- 1       | 0- 0        | 0- 0          |            |           |           |           |
| 2- 15             | 0- 0         | 0- 0       | CONFERENCE     | 0- 3       | 1- 4        | 1- 8          |            |           |           |           |
| 1- 8              | 0- 0         | 0- 0       | HOME           | 0- 2       | 0- 2        | 1- 4          |            |           |           |           |
| 1- 7              | 0- 0         | 0- 0       | AWAY           | 0- 1       | 1- 2        | 0- 4          |            |           |           |           |
| 0- 0              | 0- 0         | 0- 0       | NEUTRAL        | 0- 0       | 0- 0        | 0- 0          |            |           |           |           |

| RPI S                     | Opponent | Score | RPI S | Opponent         | Score | RPI S | Opponent         | Score | RPI S | Opponent         | Score | Team's RPI: 319 |
|---------------------------|----------|-------|-------|------------------|-------|-------|------------------|-------|-------|------------------|-------|-----------------|
|                           |          |       |       |                  |       | 64    | A Utah           | 56 77 | 102   | A Pepperdine     | 47 68 |                 |
|                           |          |       |       |                  |       | 89    | H Idaho          | 74 79 | 109   | A Northern Colo. | 55 54 |                 |
|                           |          |       |       |                  |       | 92    | A Idaho St.      | 57 84 | 125   | A Portland St.   | 38 65 |                 |
|                           |          |       |       |                  |       | 92    | H Idaho St.      | 57 70 | 125   | H Portland St.   | 59 77 |                 |
|                           |          |       |       |                  |       | 100   | N VCU            | 36 64 | 135   | A Montana St.    | 59 72 |                 |
|                           |          |       |       |                  |       |       |                  |       | 135   | H Montana St.    | 59 66 |                 |
|                           |          |       |       |                  |       |       |                  |       | 143   | H UC Riverside   | 39 71 |                 |
|                           |          |       |       |                  |       |       |                  |       | 171   | A Montana        | 56 64 |                 |
|                           |          |       |       |                  |       |       |                  |       | 171   | H Montana        | 60 72 |                 |
|                           |          |       |       |                  |       |       |                  |       | 178   | H Portland       | 73 89 |                 |
|                           |          |       |       |                  |       |       |                  |       | 187   | H Eastern Wash.  | 58 64 |                 |
|                           |          |       |       |                  |       |       |                  |       | 231   | A Sacramento St. | 62 77 |                 |
|                           |          |       |       |                  |       |       |                  |       | 231   | H Sacramento St. | 69 78 |                 |
|                           |          |       |       |                  |       |       |                  |       | 249   | A Northern Ariz. | 64 74 |                 |
|                           |          |       |       |                  |       |       |                  |       | 249   | H Northern Ariz. | 64 75 |                 |
|                           |          |       |       |                  |       |       |                  |       | 274   | A Utah Valley    | 59 65 |                 |
|                           |          |       |       |                  |       |       |                  |       | 278   | H UTEP           | 68 63 |                 |
|                           |          |       |       |                  |       |       |                  |       | 285   | A Southern Utah  | 79 84 |                 |
|                           |          |       |       |                  |       |       |                  |       | 285   | H Southern Utah  | 67 66 |                 |
|                           |          |       |       |                  |       |       |                  |       | 302   | A Incarnate Word | 72 64 |                 |
|                           |          |       |       |                  |       |       |                  |       | 305   | A UTSA           | 59 66 |                 |
| LAST 12 Division I GAMES: |          |       |       |                  |       |       |                  |       |       |                  |       |                 |
|                           |          |       | 92    | A Idaho St.      | 57 84 | 231   | A Sacramento St. | 62 77 |       |                  |       |                 |
|                           |          |       | 231   | H Sacramento St. | 69 78 | 125   | A Portland St.   | 38 65 |       |                  |       |                 |
|                           |          |       | 135   | A Montana St.    | 59 72 | 171   | H Montana        | 60 72 |       |                  |       |                 |
|                           |          |       | 171   | A Montana        | 56 64 | 135   | H Montana St.    | 59 66 |       |                  |       |                 |
|                           |          |       | 249   | H Northern Ariz. | 64 75 | 109   | A Northern Colo. | 55 54 |       |                  |       |                 |
|                           |          |       | 285   | H Southern Utah  | 67 66 | 125   | H Portland St.   | 59 77 |       |                  |       |                 |

Non-Div I Games: La Verne 105 43

Weber St.



## West Virginia

Through Games Of Feb. 26, 2019

|                      |      |          |           |                |             |               |            |             |          |           |
|----------------------|------|----------|-----------|----------------|-------------|---------------|------------|-------------|----------|-----------|
| Average RPI Win: 175 |      | WON-LOST | WINNING   | LAST 10        | STRENGTH OF | OPP. STRENGTH | TEAM       | ADJ.        | CONF.    | ADJ CONF. |
| Average RPI Loss: 36 |      | RECORD   | PCT. RANK | GAMES          | SCHEDULE    | OF SCHEDULE   | RPI        | RPI         | RPI      | RPI       |
| DIV. I ONLY          |      | 19- 7    | 58        | 1- 0           | 151         | 24            | 71         | 71          | 3        | 3         |
| DIV. I NON-CONF.     |      | 9- 2     | 43        | 1- 0           | 339         | 118           | 188        | 188         | 3        | 3         |
| TOTALS               |      | RPI 1-25 | RPI 26-50 |                | W-L RECORDS |               | RPI 51-100 | RPI 101-150 | RPI 150+ |           |
| 19- 7                | 1- 3 | 3- 3     |           | OVERALL        |             | 0- 0          | 8- 1       | 7- 0        |          |           |
| 13- 3                | 1- 0 | 2- 2     |           | HOME           |             | 0- 0          | 4- 1       | 6- 0        |          |           |
| 5- 3                 | 0- 2 | 1- 1     |           | AWAY           |             | 0- 0          | 4- 0       | 0- 0        |          |           |
| 1- 1                 | 0- 1 | 0- 0     |           | NEUTRAL        |             | 0- 0          | 0- 0       | 1- 0        |          |           |
| 9- 2                 | 0- 1 | 0- 1     |           | NON-CONFERENCE |             | 0- 0          | 2- 0       | 7- 0        |          |           |
| 7- 1                 | 0- 0 | 0- 1     |           | HOME           |             | 0- 0          | 1- 0       | 6- 0        |          |           |
| 1- 0                 | 0- 0 | 0- 0     |           | AWAY           |             | 0- 0          | 1- 0       | 0- 0        |          |           |
| 1- 1                 | 0- 1 | 0- 0     |           | NEUTRAL        |             | 0- 0          | 0- 0       | 1- 0        |          |           |
| 10- 5                | 1- 2 | 3- 2     |           | CONFERENCE     |             | 0- 0          | 6- 1       | 0- 0        |          |           |
| 6- 2                 | 1- 0 | 2- 1     |           | HOME           |             | 0- 0          | 3- 1       | 0- 0        |          |           |
| 4- 3                 | 0- 2 | 1- 1     |           | AWAY           |             | 0- 0          | 3- 0       | 0- 0        |          |           |
| 0- 0                 | 0- 0 | 0- 0     |           | NEUTRAL        |             | 0- 0          | 0- 0       | 0- 0        |          |           |

| RPI                       | S | Opponent     | Score | RPI | S | Opponent   | Score | RPI | S | Opponent | Score | RPI | S | Opponent     | Score |
|---------------------------|---|--------------|-------|-----|---|------------|-------|-----|---|----------|-------|-----|---|--------------|-------|
| 2                         | A | Baylor       | 47 79 | 26  | A | Texas      | 64 58 |     |   |          |       | 107 | H | Towson       | 90 43 |
| 7                         | N | Iowa         | 81 84 | 26  | H | Texas      | 58 70 |     |   |          |       | 124 | A | Pittsburgh   | 77 43 |
| 11                        | A | Iowa St.     | 61 77 | 30  | H | Missouri   | 51 68 |     |   |          |       | 127 | A | Oklahoma St. | 77 54 |
| 11                        | H | Iowa St.     | 73 64 | 37  | H | Kansas St. | 60 30 |     |   |          |       | 127 | H | Oklahoma St. | 67 58 |
|                           |   |              |       | 50  | A | TCU        | 48 62 |     |   |          |       | 129 | A | Oklahoma     | 66 55 |
|                           |   |              |       | 50  | H | TCU        | 79 65 |     |   |          |       | 129 | H | Oklahoma     | 69 80 |
|                           |   |              |       |     |   |            |       |     |   |          |       | 140 | H | Kansas       | 71 50 |
|                           |   |              |       |     |   |            |       |     |   |          |       | 141 | A | Texas Tech   | 75 72 |
|                           |   |              |       |     |   |            |       |     |   |          |       | 141 | H | Texas Tech   | 68 65 |
|                           |   |              |       |     |   |            |       |     |   |          |       | 261 | H | Niagara      | 84 32 |
|                           |   |              |       |     |   |            |       |     |   |          |       | 299 | H | Bryant       | 94 48 |
|                           |   |              |       |     |   |            |       |     |   |          |       | 307 | H | Morgan St.   | 72 37 |
|                           |   |              |       |     |   |            |       |     |   |          |       | 325 | H | NJIT         | 95 50 |
|                           |   |              |       |     |   |            |       |     |   |          |       | 327 | H | Eastern Ky.  | 78 29 |
|                           |   |              |       |     |   |            |       |     |   |          |       | 327 | N | Eastern Ky.  | 81 39 |
|                           |   |              |       |     |   |            |       |     |   |          |       | 328 | H | Coppin St.   | 78 37 |
| LAST 12 Division I GAMES: |   |              |       |     |   |            |       |     |   |          |       |     |   |              |       |
| 327                       | N | Eastern Ky.  | 81 39 | 140 | H | Kansas     | 71 50 |     |   |          |       |     |   |              |       |
| 129                       | H | Oklahoma     | 69 80 | 26  | A | Texas      | 64 58 |     |   |          |       |     |   |              |       |
| 127                       | A | Oklahoma St. | 77 54 | 37  | H | Kansas St. | 60 30 |     |   |          |       |     |   |              |       |
| 50                        | H | TCU          | 79 65 | 141 | H | Texas Tech | 68 65 |     |   |          |       |     |   |              |       |
| 141                       | A | Texas Tech   | 75 72 | 2   | A | Baylor     | 47 79 |     |   |          |       |     |   |              |       |
| 11                        | A | Iowa St.     | 61 77 | 11  | H | Iowa St.   | 73 64 |     |   |          |       |     |   |              |       |

Non-Div I Games:

West Virginia

■ Loss, 
■ Non-Conf, 
■ S Site, 
■ H Home 
■ A Away 
N Neutral

|                   |          |           |                |            |             |               |      |      |       |           |
|-------------------|----------|-----------|----------------|------------|-------------|---------------|------|------|-------|-----------|
| Average RPI Win:  | 316      | WON-LOST  | WINNING        | LAST 10    | STRENGTH OF | OPP. STRENGTH | TEAM | ADJ. | CONF. | ADJ CONF. |
| Average RPI Loss: | 212      | RECORD    | PCT. RANK      | GAMES      | SCHEDULE    | OF SCHEDULE   | RPI  | RPI  | RPI   | RPI       |
| DIV. I ONLY       | 2- 23    | 348       | 0- 1           | 228        | 343         | 339           | 339  | 28   | 28    |           |
| DIV. I NON-CONF.  | 2- 11    | 316       | 0- 0           | 154        | 345         | 300           | 300  | 24   | 24    |           |
| TOTALS            | RPI 1-25 | RPI 26-50 | W-L RECORDS    | RPI 51-100 | RPI 101-150 | RPI 150+      |      |      |       |           |
| 2- 23             | 0- 1     | 0- 1      | OVERALL        | 0- 0       | 0- 0        | 2- 21         |      |      |       |           |
| 1- 9              | 0- 0     | 0- 0      | HOME           | 0- 0       | 0- 0        | 1- 9          |      |      |       |           |
| 1- 13             | 0- 1     | 0- 1      | AWAY           | 0- 0       | 0- 0        | 1- 11         |      |      |       |           |
| 0- 1              | 0- 0     | 0- 0      | NEUTRAL        | 0- 0       | 0- 0        | 0- 1          |      |      |       |           |
| 2- 11             | 0- 1     | 0- 1      | NON-CONFERENCE | 0- 0       | 0- 0        | 2- 9          |      |      |       |           |
| 1- 4              | 0- 0     | 0- 0      | HOME           | 0- 0       | 0- 0        | 1- 4          |      |      |       |           |
| 1- 6              | 0- 1     | 0- 1      | AWAY           | 0- 0       | 0- 0        | 1- 4          |      |      |       |           |
| 0- 1              | 0- 0     | 0- 0      | NEUTRAL        | 0- 0       | 0- 0        | 0- 1          |      |      |       |           |
| 0- 12             | 0- 0     | 0- 0      | CONFERENCE     | 0- 0       | 0- 0        | 0- 12         |      |      |       |           |
| 0- 5              | 0- 0     | 0- 0      | HOME           | 0- 0       | 0- 0        | 0- 5          |      |      |       |           |
| 0- 7              | 0- 0     | 0- 0      | AWAY           | 0- 0       | 0- 0        | 0- 7          |      |      |       |           |
| 0- 0              | 0- 0     | 0- 0      | NEUTRAL        | 0- 0       | 0- 0        | 0- 0          |      |      |       |           |

| RPI 1-25                  |   |                |       | RPI 26-50 |   |                |       | RPI 51-100 |   |          |       | RPI 101+ Team's RPI: 339 |   |                    |       |
|---------------------------|---|----------------|-------|-----------|---|----------------|-------|------------|---|----------|-------|--------------------------|---|--------------------|-------|
| RPI                       | S | Opponent       | Score | RPI       | S | Opponent       | Score | RPI        | S | Opponent | Score | RPI                      | S | Opponent           | Score |
| 17                        | A | Kentucky       | 39 99 | 40        | A | Georgia Tech   | 49 84 |            |   |          |       | 153                      | A | Mercer             | 55 71 |
|                           |   |                |       |           |   |                |       |            |   |          |       | 153                      | H | Mercer             | 67 69 |
|                           |   |                |       |           |   |                |       |            |   |          |       | 154                      | A | Tennessee Tech     | 58 77 |
|                           |   |                |       |           |   |                |       |            |   |          |       | 162                      | A | Chattanooga        | 58 72 |
|                           |   |                |       |           |   |                |       |            |   |          |       | 163                      | A | Coastal Caro.      | 59 77 |
|                           |   |                |       |           |   |                |       |            |   |          |       | 182                      | N | North Ala.         | 66 89 |
|                           |   |                |       |           |   |                |       |            |   |          |       | 186                      | A | UNC Asheville      | 49 74 |
|                           |   |                |       |           |   |                |       |            |   |          |       | 192                      | H | N.C. A&T           | 51 69 |
|                           |   |                |       |           |   |                |       |            |   |          |       | 214                      | H | Campbell           | 37 63 |
|                           |   |                |       |           |   |                |       |            |   |          |       | 216                      | A | Furman             | 55 65 |
|                           |   |                |       |           |   |                |       |            |   |          |       | 216                      | H | Furman             | 28 53 |
|                           |   |                |       |           |   |                |       |            |   |          |       | 244                      | H | Gardner-Webb       | 52 62 |
|                           |   |                |       |           |   |                |       |            |   |          |       | 254                      | A | ETSU               | 80 88 |
|                           |   |                |       |           |   |                |       |            |   |          |       | 259                      | A | Wofford            | 65 91 |
|                           |   |                |       |           |   |                |       |            |   |          |       | 259                      | H | Wofford            | 55 63 |
|                           |   |                |       |           |   |                |       |            |   |          |       | 286                      | A | Samford            | 43 58 |
|                           |   |                |       |           |   |                |       |            |   |          |       | 286                      | H | Samford            | 42 75 |
|                           |   |                |       |           |   |                |       |            |   |          |       | 289                      | A | Winthrop           | 65 57 |
|                           |   |                |       |           |   |                |       |            |   |          |       | 301                      | H | South Carolina St. | 39 54 |
|                           |   |                |       |           |   |                |       |            |   |          |       | 303                      | A | UNC Greensboro     | 59 71 |
|                           |   |                |       |           |   |                |       |            |   |          |       | 303                      | H | UNC Greensboro     | 42 66 |
|                           |   |                |       |           |   |                |       |            |   |          |       | 325                      | A | NJIT               | 71 79 |
|                           |   |                |       |           |   |                |       |            |   |          |       | 342                      | H | USC Upstate        | 68 64 |
| LAST 12 Division I GAMES: |   |                |       |           |   |                |       |            |   |          |       |                          |   |                    |       |
| 303                       | H | UNC Greensboro | 42 66 | 162       | A | Chattanooga    | 58 72 |            |   |          |       |                          |   |                    |       |
| 153                       | A | Mercer         | 55 71 | 303       | A | UNC Greensboro | 59 71 |            |   |          |       |                          |   |                    |       |
| 286                       | A | Samford        | 43 58 | 286       | H | Samford        | 42 75 |            |   |          |       |                          |   |                    |       |
| 259                       | H | Wofford        | 55 63 | 153       | H | Mercer         | 67 69 |            |   |          |       |                          |   |                    |       |
| 216                       | H | Furman         | 28 53 | 216       | A | Furman         | 55 65 |            |   |          |       |                          |   |                    |       |
| 254                       | A | ETSU           | 80 88 | 259       | A | Wofford        | 65 91 |            |   |          |       |                          |   |                    |       |

Non-Div I Games: North Greenville 71 44 Young Harris 63 54

Western Caro.

Loss, Non-Conf, S Site, H Home A Away N Neutral

|                   |          |           |                |            |             |               |      |      |       |           |
|-------------------|----------|-----------|----------------|------------|-------------|---------------|------|------|-------|-----------|
| Average RPI Win:  | 277      | WON-LOST  | WINNING        | LAST 10    | STRENGTH OF | OPP. STRENGTH | TEAM | ADJ. | CONF. | ADJ CONF. |
| Average RPI Loss: | 133      | RECORD    | PCT. RANK      | GAMES      | SCHEDULE    | OF SCHEDULE   | RPI  | RPI  | RPI   | RPI       |
| DIV. I ONLY       | 10- 15   | 230       | 0- 1           | 198        | 236         | 235           | 235  | 19   | 19    |           |
| DIV. I NON-CONF.  | 2- 9     | 297       | 0- 0           | 97         | 195         | 268           | 268  | 19   | 19    |           |
| TOTALS            | RPI 1-25 | RPI 26-50 | W-L RECORDS    | RPI 51-100 | RPI 101-150 | RPI 150+      |      |      |       |           |
| 10- 15            | 0- 1     | 0- 4      | OVERALL        | 0- 3       | 0- 0        | 10- 7         |      |      |       |           |
| 6- 5              | 0- 1     | 0- 3      | HOME           | 0- 0       | 0- 0        | 6- 1          |      |      |       |           |
| 3- 7              | 0- 0     | 0- 1      | AWAY           | 0- 2       | 0- 0        | 3- 4          |      |      |       |           |
| 1- 3              | 0- 0     | 0- 0      | NEUTRAL        | 0- 1       | 0- 0        | 1- 2          |      |      |       |           |
| 2- 9              | 0- 1     | 0- 1      | NON-CONFERENCE | 0- 3       | 0- 0        | 2- 4          |      |      |       |           |
| 1- 2              | 0- 1     | 0- 1      | HOME           | 0- 0       | 0- 0        | 1- 0          |      |      |       |           |
| 0- 4              | 0- 0     | 0- 0      | AWAY           | 0- 2       | 0- 0        | 0- 2          |      |      |       |           |
| 1- 3              | 0- 0     | 0- 0      | NEUTRAL        | 0- 1       | 0- 0        | 1- 2          |      |      |       |           |
| 8- 6              | 0- 0     | 0- 3      | CONFERENCE     | 0- 0       | 0- 0        | 8- 3          |      |      |       |           |
| 5- 3              | 0- 0     | 0- 2      | HOME           | 0- 0       | 0- 0        | 5- 1          |      |      |       |           |
| 3- 3              | 0- 0     | 0- 1      | AWAY           | 0- 0       | 0- 0        | 3- 2          |      |      |       |           |
| 0- 0              | 0- 0     | 0- 0      | NEUTRAL        | 0- 0       | 0- 0        | 0- 0          |      |      |       |           |

| RPI 1-25                  |   |          |       | RPI 26-50 |   |                   |        | RPI 51-100 |   |                   |       | RPI 101+ |   |                   |        | Team's RPI: 235 |  |
|---------------------------|---|----------|-------|-----------|---|-------------------|--------|------------|---|-------------------|-------|----------|---|-------------------|--------|-----------------|--|
| RPI                       | S | Opponent | Score | RPI       | S | Opponent          | Score  | RPI        | S | Opponent          | Score | RPI      | S | Opponent          | Score  |                 |  |
| 24                        | H | Drake    | 71 98 | 29        | H | South Dakota St.  | 84 93  | 54         | A | Butler            | 51 92 | 156      | A | Bradley           | 68 82  |                 |  |
|                           |   |          |       | 30        | H | Missouri          | 64 89  | 74         | A | Purdue            | 60 81 | 159      | H | Denver            | 87 78  |                 |  |
|                           |   |          |       | 34        | A | South Dakota      | 49 92  | 99         | N | Northern Ill.     | 61 86 | 167      | A | Oral Roberts      | 64 68  |                 |  |
|                           |   |          |       | 34        | H | South Dakota      | 61 83  |            |   |                   |       | 167      | H | Oral Roberts      | 85 92  |                 |  |
|                           |   |          |       |           |   |                   |        |            |   |                   |       | 216      | N | Furman            | 85 78  |                 |  |
|                           |   |          |       |           |   |                   |        |            |   |                   |       | 234      | A | Southeast Mo. St. | 71 81  |                 |  |
|                           |   |          |       |           |   |                   |        |            |   |                   |       | 252      | A | North Dakota      | 92 80  |                 |  |
|                           |   |          |       |           |   |                   |        |            |   |                   |       | 252      | H | North Dakota      | 111 90 |                 |  |
|                           |   |          |       |           |   |                   |        |            |   |                   |       | 260      | H | Austin Peay       | 77 72  |                 |  |
|                           |   |          |       |           |   |                   |        |            |   |                   |       | 278      | N | UTEP              | 72 84  |                 |  |
|                           |   |          |       |           |   |                   |        |            |   |                   |       | 294      | N | Eastern Ill.      | 62 64  |                 |  |
|                           |   |          |       |           |   |                   |        |            |   |                   |       | 318      | A | North Dakota St.  | 60 68  |                 |  |
|                           |   |          |       |           |   |                   |        |            |   |                   |       | 318      | H | North Dakota St.  | 82 70  |                 |  |
|                           |   |          |       |           |   |                   |        |            |   |                   |       | 321      | A | Omaha             | 79 67  |                 |  |
|                           |   |          |       |           |   |                   |        |            |   |                   |       | 321      | H | Omaha             | 78 70  |                 |  |
|                           |   |          |       |           |   |                   |        |            |   |                   |       | 334      | A | Purdue Fort Wayne | 90 61  |                 |  |
|                           |   |          |       |           |   |                   |        |            |   |                   |       | 334      | H | Purdue Fort Wayne | 73 59  |                 |  |
| LAST 12 Division I GAMES: |   |          |       |           |   |                   |        |            |   |                   |       |          |   |                   |        |                 |  |
|                           |   |          |       | 167       | H | Oral Roberts      | 85 92  | 34         | A | South Dakota      | 49 92 |          |   |                   |        |                 |  |
|                           |   |          |       | 34        | H | South Dakota      | 61 83  | 334        | H | Purdue Fort Wayne | 73 59 |          |   |                   |        |                 |  |
|                           |   |          |       | 321       | A | Omaha             | 79 67  | 321        | H | Omaha             | 78 70 |          |   |                   |        |                 |  |
|                           |   |          |       | 334       | A | Purdue Fort Wayne | 90 61  | 252        | A | North Dakota      | 92 80 |          |   |                   |        |                 |  |
|                           |   |          |       | 318       | H | North Dakota St.  | 82 70  | 318        | A | North Dakota St.  | 60 68 |          |   |                   |        |                 |  |
|                           |   |          |       | 252       | H | North Dakota      | 111 90 | 167        | A | Oral Roberts      | 64 68 |          |   |                   |        |                 |  |

Non-Div I Games: MacMurray 136 39 William Woods 81 73

Western Ill.

Loss, Non-Conf, S Site, H Home A Away N Neutral

| Average RPI Win:  | 213      | WON-LOST  | WINNING        | LAST 10    | STRENGTH OF | OPP. STRENGTH | TEAM | ADJ. | CONF. | ADJ CONF. |
|-------------------|----------|-----------|----------------|------------|-------------|---------------|------|------|-------|-----------|
| Average RPI Loss: | 74       | RECORD    | PCT. RANK      | GAMES      | SCHEDULE    | OF SCHEDULE   | RPI  | RPI  | RPI   | RPI       |
| DIV. I ONLY       | 13- 13   | 170       | 0- 1           | 66         | 78          | 119           | 119  | 14   | 14    |           |
| DIV. I NON-CONF.  | 4- 8     | 241       | 0- 1           | 32         | 3           | 126           | 126  | 17   | 17    |           |
| TOTALS            | RPI 1-25 | RPI 26-50 | W-L RECORDS    | RPI 51-100 | RPI 101-150 | RPI 150+      |      |      |       |           |
| 13- 13            | 0- 6     | 0- 1      | OVERALL        | 2- 1       | 1- 2        | 10- 3         |      |      |       |           |
| 6- 6              | 0- 2     | 0- 1      | HOME           | 1- 0       | 1- 0        | 4- 3          |      |      |       |           |
| 6- 5              | 0- 2     | 0- 0      | AWAY           | 1- 1       | 0- 2        | 5- 0          |      |      |       |           |
| 1- 2              | 0- 2     | 0- 0      | NEUTRAL        | 0- 0       | 0- 0        | 1- 0          |      |      |       |           |
| 4- 8              | 0- 6     | 0- 0      | NON-CONFERENCE | 1- 0       | 0- 1        | 3- 1          |      |      |       |           |
| 2- 3              | 0- 2     | 0- 0      | HOME           | 0- 0       | 0- 0        | 2- 1          |      |      |       |           |
| 1- 3              | 0- 2     | 0- 0      | AWAY           | 1- 0       | 0- 1        | 0- 0          |      |      |       |           |
| 1- 2              | 0- 2     | 0- 0      | NEUTRAL        | 0- 0       | 0- 0        | 1- 0          |      |      |       |           |
| 9- 5              | 0- 0     | 0- 1      | CONFERENCE     | 1- 1       | 1- 1        | 7- 2          |      |      |       |           |
| 4- 3              | 0- 0     | 0- 1      | HOME           | 1- 0       | 1- 0        | 2- 2          |      |      |       |           |
| 5- 2              | 0- 0     | 0- 0      | AWAY           | 0- 1       | 0- 1        | 5- 0          |      |      |       |           |
| 0- 0              | 0- 0     | 0- 0      | NEUTRAL        | 0- 0       | 0- 0        | 0- 0          |      |      |       |           |

| RPI S                     | Opponent        | Score  | RPI S | Opponent         | Score | RPI S | Opponent       | Score | RPI S | Opponent         | Score | Team's RPI: 119 |
|---------------------------|-----------------|--------|-------|------------------|-------|-------|----------------|-------|-------|------------------|-------|-----------------|
| 1                         | A Notre Dame    | 53 94  | 35    | H Rice           | 46 68 | 62    | A Middle Tenn. | 69 81 | 103   | A UAB            | 63 70 |                 |
| 3                         | H Louisville    | 80 102 |       |                  |       | 68    | A Little Rock  | 68 56 | 118   | H Charlotte      | 76 58 |                 |
| 7                         | H Iowa          | 67 104 |       |                  |       | 87    | H Old Dominion | 75 60 | 129   | A Oklahoma       | 83 90 |                 |
| 14                        | N Gonzaga       | 55 76  |       |                  |       |       |                |       | 151   | H Southern Ill.  | 83 76 |                 |
| 21                        | N Oregon St.    | 60 74  |       |                  |       |       |                |       | 172   | H Louisiana Tech | 81 76 |                 |
| 23                        | A Central Mich. | 90 108 |       |                  |       |       |                |       | 176   | H North Texas    | 67 76 |                 |
|                           |                 |        |       |                  |       |       |                |       | 180   | H Southern Miss. | 56 69 |                 |
|                           |                 |        |       |                  |       |       |                |       | 202   | A Marshall       | 69 66 |                 |
|                           |                 |        |       |                  |       |       |                |       | 202   | H Marshall       | 85 55 |                 |
|                           |                 |        |       |                  |       |       |                |       | 212   | H Ball St.       | 83 86 |                 |
|                           |                 |        |       |                  |       |       |                |       | 254   | N ETSU           | 82 68 |                 |
|                           |                 |        |       |                  |       |       |                |       | 278   | A UTEP           | 64 61 |                 |
|                           |                 |        |       |                  |       |       |                |       | 304   | A Fla. Atlantic  | 81 50 |                 |
|                           |                 |        |       |                  |       |       |                |       | 305   | A UTSA           | 81 62 |                 |
|                           |                 |        |       |                  |       |       |                |       | 307   | H Morgan St.     | 90 43 |                 |
|                           |                 |        |       |                  |       |       |                |       | 315   | A FIU            | 94 82 |                 |
| LAST 12 Division I GAMES: |                 |        |       |                  |       |       |                |       |       |                  |       |                 |
| 14                        | N Gonzaga       | 55 76  | 35    | H Rice           | 46 68 |       |                |       |       |                  |       |                 |
| 254                       | N ETSU          | 82 68  | 278   | A UTEP           | 64 61 |       |                |       |       |                  |       |                 |
| 202                       | A Marshall      | 69 66  | 305   | A UTSA           | 81 62 |       |                |       |       |                  |       |                 |
| 103                       | A UAB           | 63 70  | 172   | H Louisiana Tech | 81 76 |       |                |       |       |                  |       |                 |
| 62                        | A Middle Tenn.  | 69 81  | 180   | H Southern Miss. | 56 69 |       |                |       |       |                  |       |                 |
| 176                       | H North Texas   | 67 76  | 304   | A Fla. Atlantic  | 81 50 |       |                |       |       |                  |       |                 |

Non-Div I Games: Union (TN) 77 65 Bellarmine 95 57

Western Ky.

Loss, Non-Conf, S Site, H Home A Away N Neutral

|                   |          |           |                |            |             |               |      |      |       |           |
|-------------------|----------|-----------|----------------|------------|-------------|---------------|------|------|-------|-----------|
| Average RPI Win:  | 285      | WON-LOST  | WINNING        | LAST 10    | STRENGTH OF | OPP. STRENGTH | TEAM | ADJ. | CONF. | ADJ CONF. |
| Average RPI Loss: | 118      | RECORD    | PCT. RANK      | GAMES      | SCHEDULE    | OF SCHEDULE   | RPI  | RPI  | RPI   | RPI       |
| DIV. I ONLY       | 8- 16    | 265       | 1- 0           | 244        | 129         | 269           | 269  | 7    | 7     |           |
| DIV. I NON-CONF.  | 5- 5     | 162       | 0- 0           | 350        | 279         | 328           | 328  | 9    | 9     |           |
| TOTALS            | RPI 1-25 | RPI 26-50 | W-L RECORDS    | RPI 51-100 | RPI 101-150 | RPI 150+      |      |      |       |           |
| 8- 16             | 0- 1     | 0- 4      | OVERALL        | 0- 4       | 0- 3        | 8- 4          |      |      |       |           |
| 3- 9              | 0- 1     | 0- 3      | HOME           | 0- 2       | 0- 2        | 3- 1          |      |      |       |           |
| 4- 6              | 0- 0     | 0- 1      | AWAY           | 0- 2       | 0- 1        | 4- 2          |      |      |       |           |
| 1- 1              | 0- 0     | 0- 0      | NEUTRAL        | 0- 0       | 0- 0        | 1- 1          |      |      |       |           |
| 5- 5              | 0- 0     | 0- 1      | NON-CONFERENCE | 0- 0       | 0- 1        | 5- 3          |      |      |       |           |
| 2- 3              | 0- 0     | 0- 1      | HOME           | 0- 0       | 0- 1        | 2- 1          |      |      |       |           |
| 2- 1              | 0- 0     | 0- 0      | AWAY           | 0- 0       | 0- 0        | 2- 1          |      |      |       |           |
| 1- 1              | 0- 0     | 0- 0      | NEUTRAL        | 0- 0       | 0- 0        | 1- 1          |      |      |       |           |
| 3- 11             | 0- 1     | 0- 3      | CONFERENCE     | 0- 4       | 0- 2        | 3- 1          |      |      |       |           |
| 1- 6              | 0- 1     | 0- 2      | HOME           | 0- 2       | 0- 1        | 1- 0          |      |      |       |           |
| 2- 5              | 0- 0     | 0- 1      | AWAY           | 0- 2       | 0- 1        | 2- 1          |      |      |       |           |
| 0- 0              | 0- 0     | 0- 0      | NEUTRAL        | 0- 0       | 0- 0        | 0- 0          |      |      |       |           |

| RPI 1-25                  |   |               |       | RPI 26-50 |   |               |       | RPI 51-100 |   |               |       | RPI 101+ Team's RPI: 269 |   |                   |       |
|---------------------------|---|---------------|-------|-----------|---|---------------|-------|------------|---|---------------|-------|--------------------------|---|-------------------|-------|
| RPI                       | S | Opponent      | Score | RPI       | S | Opponent      | Score | RPI        | S | Opponent      | Score | RPI                      | S | Opponent          | Score |
| 23                        | H | Central Mich. | 53 87 | 32        | A | Ohio          | 56 70 | 80         | H | Toledo        | 57 80 | 145                      | H | New Mexico St.    | 54 66 |
|                           |   |               |       | 42        | H | Miami (OH)    | 62 81 | 85         | A | Kent St.      | 51 55 | 148                      | A | Akron             | 62 69 |
|                           |   |               |       | 43        | H | Buffalo       | 59 61 | 85         | H | Kent St.      | 52 56 | 148                      | H | Akron             | 59 72 |
|                           |   |               |       | 46        | H | Michigan      | 42 79 | 99         | A | Northern Ill. | 64 77 | 204                      | A | Eastern Mich.     | 61 64 |
|                           |   |               |       |           |   |               |       |            |   |               |       | 204                      | H | Eastern Mich.     | 71 68 |
|                           |   |               |       |           |   |               |       |            |   |               |       | 206                      | A | Ole Miss          | 66 69 |
|                           |   |               |       |           |   |               |       |            |   |               |       | 212                      | A | Ball St.          | 65 62 |
|                           |   |               |       |           |   |               |       |            |   |               |       | 218                      | A | Bowling Green     | 84 82 |
|                           |   |               |       |           |   |               |       |            |   |               |       | 243                      | H | Loyola Chicago    | 53 64 |
|                           |   |               |       |           |   |               |       |            |   |               |       | 252                      | N | North Dakota      | 50 62 |
|                           |   |               |       |           |   |               |       |            |   |               |       | 304                      | A | Fla. Atlantic     | 69 59 |
|                           |   |               |       |           |   |               |       |            |   |               |       | 327                      | H | Eastern Ky.       | 64 53 |
|                           |   |               |       |           |   |               |       |            |   |               |       | 333                      | A | Detroit Mercy     | 54 44 |
|                           |   |               |       |           |   |               |       |            |   |               |       | 334                      | H | Purdue Fort Wayne | 69 61 |
|                           |   |               |       |           |   |               |       |            |   |               |       | 347                      | N | Florida A&M       | 69 50 |
| LAST 12 Division I GAMES: |   |               |       |           |   |               |       |            |   |               |       |                          |   |                   |       |
| 204                       | H | Eastern Mich. | 71 68 | 42        | H | Miami (OH)    | 62 81 |            |   |               |       |                          |   |                   |       |
| 85                        | H | Kent St.      | 52 56 | 99        | A | Northern Ill. | 64 77 |            |   |               |       |                          |   |                   |       |
| 32                        | A | Ohio          | 56 70 | 212       | A | Ball St.      | 65 62 |            |   |               |       |                          |   |                   |       |
| 23                        | H | Central Mich. | 53 87 | 43        | H | Buffalo       | 59 61 |            |   |               |       |                          |   |                   |       |
| 148                       | A | Akron         | 62 69 | 80        | H | Toledo        | 57 80 |            |   |               |       |                          |   |                   |       |
| 85                        | A | Kent St.      | 51 55 | 204       | A | Eastern Mich. | 61 64 |            |   |               |       |                          |   |                   |       |

Non-Div I Games: Saginaw Valley 75 51

Western Mich.

■ Loss, 
 ■ Non-Conf, 
 ■ S Site, 
 ■ H Home 
 ■ A Away 
 N Neutral

|                   |          |           |                |            |             |               |      |      |       |           |
|-------------------|----------|-----------|----------------|------------|-------------|---------------|------|------|-------|-----------|
| Average RPI Win:  | 225      | WON-LOST  | WINNING        | LAST 10    | STRENGTH OF | OPP. STRENGTH | TEAM | ADJ. | CONF. | ADJ CONF. |
| Average RPI Loss: | 123      | RECORD    | PCT. RANK      | GAMES      | SCHEDULE    | OF SCHEDULE   | RPI  | RPI  | RPI   | RPI       |
| DIV. I ONLY       | 11- 16   | 225       | 0- 1           | 180        | 123         | 245           | 245  | 9    | 9     |           |
| DIV. I NON-CONF.  | 7- 6     | 153       | 0- 1           | 236        | 239         | 255           | 255  | 8    | 8     |           |
| TOTALS            | RPI 1-25 | RPI 26-50 | W-L RECORDS    | RPI 51-100 | RPI 101-150 | RPI 150+      |      |      |       |           |
| 11- 16            | 0- 2     | 0- 1      | OVERALL        | 1- 2       | 0- 5        | 10- 6         |      |      |       |           |
| 9- 8              | 0- 2     | 0- 0      | HOME           | 1- 1       | 0- 2        | 8- 3          |      |      |       |           |
| 2- 5              | 0- 0     | 0- 0      | AWAY           | 0- 1       | 0- 1        | 2- 3          |      |      |       |           |
| 0- 3              | 0- 0     | 0- 1      | NEUTRAL        | 0- 0       | 0- 2        | 0- 0          |      |      |       |           |
| 7- 6              | 0- 0     | 0- 1      | NON-CONFERENCE | 1- 0       | 0- 4        | 6- 1          |      |      |       |           |
| 7- 3              | 0- 0     | 0- 0      | HOME           | 1- 0       | 0- 2        | 6- 1          |      |      |       |           |
| 0- 0              | 0- 0     | 0- 0      | AWAY           | 0- 0       | 0- 0        | 0- 0          |      |      |       |           |
| 0- 3              | 0- 0     | 0- 1      | NEUTRAL        | 0- 0       | 0- 2        | 0- 0          |      |      |       |           |
| 4- 10             | 0- 2     | 0- 0      | CONFERENCE     | 0- 2       | 0- 1        | 4- 5          |      |      |       |           |
| 2- 5              | 0- 2     | 0- 0      | HOME           | 0- 1       | 0- 0        | 2- 2          |      |      |       |           |
| 2- 5              | 0- 0     | 0- 0      | AWAY           | 0- 1       | 0- 1        | 2- 3          |      |      |       |           |
| 0- 0              | 0- 0     | 0- 0      | NEUTRAL        | 0- 0       | 0- 0        | 0- 0          |      |      |       |           |

| RPI 1-25                  |   |                |       | RPI 26-50 |   |               |       | RPI 51-100 |   |              |       | RPI 101+ Team's RPI: 245 |   |                 |       |
|---------------------------|---|----------------|-------|-----------|---|---------------|-------|------------|---|--------------|-------|--------------------------|---|-----------------|-------|
| RPI                       | S | Opponent       | Score | RPI       | S | Opponent      | Score | RPI        | S | Opponent     | Score | RPI                      | S | Opponent        | Score |
| 6                         | H | UConn          | 47 84 | 34        | N | South Dakota  | 64 73 | 69         | H | Missouri St. | 63 60 | 105                      | H | Creighton       | 71 83 |
| 15                        | H | UCF            | 49 57 |           |   |               |       | 82         | A | Cincinnati   | 54 82 | 108                      | N | Northwestern    | 43 65 |
|                           |   |                |       |           |   |               |       | 91         | H | Houston      | 58 66 | 127                      | H | Oklahoma St.    | 47 60 |
|                           |   |                |       |           |   |               |       |            |   |              |       | 133                      | A | South Fla.      | 46 55 |
|                           |   |                |       |           |   |               |       |            |   |              |       | 146                      | N | Washington St.  | 59 85 |
|                           |   |                |       |           |   |               |       |            |   |              |       | 154                      | H | Tennessee Tech  | 45 55 |
|                           |   |                |       |           |   |               |       |            |   |              |       | 158                      | A | Tulsa           | 49 63 |
|                           |   |                |       |           |   |               |       |            |   |              |       | 161                      | H | Temple          | 40 65 |
|                           |   |                |       |           |   |               |       |            |   |              |       | 166                      | A | Tulane          | 62 44 |
|                           |   |                |       |           |   |               |       |            |   |              |       | 172                      | H | Louisiana Tech  | 70 56 |
|                           |   |                |       |           |   |               |       |            |   |              |       | 183                      | H | Sam Houston St. | 63 55 |
|                           |   |                |       |           |   |               |       |            |   |              |       | 205                      | H | Grambling       | 70 61 |
|                           |   |                |       |           |   |               |       |            |   |              |       | 210                      | A | Memphis         | 57 48 |
|                           |   |                |       |           |   |               |       |            |   |              |       | 210                      | H | Memphis         | 50 71 |
|                           |   |                |       |           |   |               |       |            |   |              |       | 211                      | A | SMU             | 50 78 |
|                           |   |                |       |           |   |               |       |            |   |              |       | 211                      | H | SMU             | 53 42 |
|                           |   |                |       |           |   |               |       |            |   |              |       | 223                      | A | East Carolina   | 56 78 |
|                           |   |                |       |           |   |               |       |            |   |              |       | 223                      | H | East Carolina   | 57 47 |
|                           |   |                |       |           |   |               |       |            |   |              |       | 341                      | H | Houston Baptist | 68 50 |
|                           |   |                |       |           |   |               |       |            |   |              |       | 345                      | H | Ark.-Pine Bluff | 76 39 |
|                           |   |                |       |           |   |               |       |            |   |              |       | 349                      | H | Savannah St.    | 66 50 |
| LAST 12 Division I GAMES: |   |                |       |           |   |               |       |            |   |              |       |                          |   |                 |       |
| 146                       | N | Washington St. | 59 85 | 210       | A | Memphis       | 57 48 |            |   |              |       |                          |   |                 |       |
| 6                         | H | UConn          | 47 84 | 161       | H | Temple        | 40 65 |            |   |              |       |                          |   |                 |       |
| 133                       | A | South Fla.     | 46 55 | 223       | H | East Carolina | 57 47 |            |   |              |       |                          |   |                 |       |
| 15                        | H | UCF            | 49 57 | 166       | A | Tulane        | 62 44 |            |   |              |       |                          |   |                 |       |
| 211                       | H | SMU            | 53 42 | 91        | H | Houston       | 58 66 |            |   |              |       |                          |   |                 |       |
| 82                        | A | Cincinnati     | 54 82 | 211       | A | SMU           | 50 78 |            |   |              |       |                          |   |                 |       |

Non-Div I Games:

Wichita St.

■ Loss, 
 ■ Non-Conf, 
 ■ S Site, 
 ■ H Home 
 ■ A Away 
 N Neutral

## William &amp; Mary

Through Games Of Feb. 26, 2019

|                   |          |           |                |            |             |               |      |      |       |           |
|-------------------|----------|-----------|----------------|------------|-------------|---------------|------|------|-------|-----------|
| Average RPI Win:  | 220      | WON-LOST  | WINNING        | LAST 10    | STRENGTH OF | OPP. STRENGTH | TEAM | ADJ. | CONF. | ADJ CONF. |
| Average RPI Loss: | 126      | RECORD    | PCT. RANK      | GAMES      | SCHEDULE    | OF SCHEDULE   | RPI  | RPI  | RPI   | RPI       |
| DIV. I ONLY       | 12- 13   | 187       | 0- 1           | 141        | 179         | 170           | 170  | 10   | 10    |           |
| DIV. I NON-CONF.  | 7- 4     | 108       | 0- 0           | 178        | 300         | 114           | 114  | 10   | 10    |           |
| TOTALS            | RPI 1-25 | RPI 26-50 | W-L RECORDS    | RPI 51-100 | RPI 101-150 | RPI 150+      |      |      |       |           |
| 12- 13            | 0- 0     | 0- 2      | OVERALL        | 0- 3       | 2- 6        | 10- 2         |      |      |       |           |
| 6- 6              | 0- 0     | 0- 1      | HOME           | 0- 2       | 1- 2        | 5- 1          |      |      |       |           |
| 6- 7              | 0- 0     | 0- 1      | AWAY           | 0- 1       | 1- 4        | 5- 1          |      |      |       |           |
| 0- 0              | 0- 0     | 0- 0      | NEUTRAL        | 0- 0       | 0- 0        | 0- 0          |      |      |       |           |
| 7- 4              | 0- 0     | 0- 0      | NON-CONFERENCE | 0- 2       | 0- 2        | 7- 0          |      |      |       |           |
| 4- 1              | 0- 0     | 0- 0      | HOME           | 0- 1       | 0- 0        | 4- 0          |      |      |       |           |
| 3- 3              | 0- 0     | 0- 0      | AWAY           | 0- 1       | 0- 2        | 3- 0          |      |      |       |           |
| 0- 0              | 0- 0     | 0- 0      | NEUTRAL        | 0- 0       | 0- 0        | 0- 0          |      |      |       |           |
| 5- 9              | 0- 0     | 0- 2      | CONFERENCE     | 0- 1       | 2- 4        | 3- 2          |      |      |       |           |
| 2- 5              | 0- 0     | 0- 1      | HOME           | 0- 1       | 1- 2        | 1- 1          |      |      |       |           |
| 3- 4              | 0- 0     | 0- 1      | AWAY           | 0- 0       | 1- 2        | 2- 1          |      |      |       |           |
| 0- 0              | 0- 0     | 0- 0      | NEUTRAL        | 0- 0       | 0- 0        | 0- 0          |      |      |       |           |

| RPI 1-25                  |   |          |       | RPI 26-50 |   |                    |       | RPI 51-100 |   |                    |       | RPI 101+ |   |                    |       | Team's RPI: 170 |  |
|---------------------------|---|----------|-------|-----------|---|--------------------|-------|------------|---|--------------------|-------|----------|---|--------------------|-------|-----------------|--|
| RPI                       | S | Opponent | Score | RPI       | S | Opponent           | Score | RPI        | S | Opponent           | Score | RPI      | S | Opponent           | Score |                 |  |
|                           |   |          |       | 36        | A | James Madison      | 48 65 | 65         | H | Drexel             | 58 62 | 107      | A | Towson             | 80 69 |                 |  |
|                           |   |          |       | 36        | H | James Madison      | 65 78 | 87         | A | Old Dominion       | 69 83 | 107      | H | Towson             | 75 82 |                 |  |
|                           |   |          |       |           |   |                    |       | 100        | H | VCU                | 55 72 | 113      | A | Hartford           | 45 50 |                 |  |
|                           |   |          |       |           |   |                    |       |            |   |                    |       | 114      | A | Northeastern       | 74 88 |                 |  |
|                           |   |          |       |           |   |                    |       |            |   |                    |       | 120      | A | UNCW               | 58 66 |                 |  |
|                           |   |          |       |           |   |                    |       |            |   |                    |       | 120      | H | UNCW               | 70 64 |                 |  |
|                           |   |          |       |           |   |                    |       |            |   |                    |       | 137      | A | Davidson           | 65 76 |                 |  |
|                           |   |          |       |           |   |                    |       |            |   |                    |       | 149      | H | Delaware           | 59 70 |                 |  |
|                           |   |          |       |           |   |                    |       |            |   |                    |       | 191      | H | George Washington  | 73 59 |                 |  |
|                           |   |          |       |           |   |                    |       |            |   |                    |       | 213      | A | Elon               | 64 59 |                 |  |
|                           |   |          |       |           |   |                    |       |            |   |                    |       | 213      | H | Elon               | 65 60 |                 |  |
|                           |   |          |       |           |   |                    |       |            |   |                    |       | 221      | A | Hofstra            | 60 55 |                 |  |
|                           |   |          |       |           |   |                    |       |            |   |                    |       | 223      | H | East Carolina      | 63 43 |                 |  |
|                           |   |          |       |           |   |                    |       |            |   |                    |       | 224      | H | Howard             | 88 75 |                 |  |
|                           |   |          |       |           |   |                    |       |            |   |                    |       | 264      | A | Norfolk St.        | 55 44 |                 |  |
|                           |   |          |       |           |   |                    |       |            |   |                    |       | 271      | H | Richmond           | 65 55 |                 |  |
|                           |   |          |       |           |   |                    |       |            |   |                    |       | 287      | A | Col. of Charleston | 77 79 |                 |  |
|                           |   |          |       |           |   |                    |       |            |   |                    |       | 287      | H | Col. of Charleston | 54 66 |                 |  |
|                           |   |          |       |           |   |                    |       |            |   |                    |       | 292      | A | Fairfield          | 60 54 |                 |  |
|                           |   |          |       |           |   |                    |       |            |   |                    |       | 296      | A | Loyola Maryland    | 65 49 |                 |  |
| LAST 12 Division I GAMES: |   |          |       |           |   |                    |       |            |   |                    |       |          |   |                    |       |                 |  |
|                           |   |          |       | 36        | H | James Madison      | 65 78 | 149        | H | Delaware           | 59 70 |          |   |                    |       |                 |  |
|                           |   |          |       | 107       | H | Towson             | 75 82 | 107        | A | Towson             | 80 69 |          |   |                    |       |                 |  |
|                           |   |          |       | 213       | A | Elon               | 64 59 | 36         | A | James Madison      | 48 65 |          |   |                    |       |                 |  |
|                           |   |          |       | 120       | A | UNCW               | 58 66 | 213        | H | Elon               | 65 60 |          |   |                    |       |                 |  |
|                           |   |          |       | 287       | A | Col. of Charleston | 77 79 | 287        | H | Col. of Charleston | 54 66 |          |   |                    |       |                 |  |
|                           |   |          |       | 65        | H | Drexel             | 58 62 | 120        | H | UNCW               | 70 64 |          |   |                    |       |                 |  |

Non-Div I Games:

William &amp; Mary

■ Loss, 
 ■ Non-Conf, 
 ■ S Site, 
 ■ H Home 
 ■ A Away 
 N Neutral

## Winthrop

Through Games Of Feb. 26, 2019

|                   |          |           |                |            |             |               |      |      |       |           |
|-------------------|----------|-----------|----------------|------------|-------------|---------------|------|------|-------|-----------|
| Average RPI Win:  | 289      | WON-LOST  | WINNING        | LAST 10    | STRENGTH OF | OPP. STRENGTH | TEAM | ADJ. | CONF. | ADJ CONF. |
| Average RPI Loss: | 198      | RECORD    | PCT. RANK      | GAMES      | SCHEDULE    | OF SCHEDULE   | RPI  | RPI  | RPI   | RPI       |
| DIV. I ONLY       | 10- 15   | 230       | 0- 1           | 328        | 313         | 289           | 289  | 27   | 27    |           |
| DIV. I NON-CONF.  | 4- 6     | 212       | 0- 0           | 316        | 320         | 275           | 275  | 29   | 29    |           |
| TOTALS            | RPI 1-25 | RPI 26-50 | W-L RECORDS    | RPI 51-100 | RPI 101-150 | RPI 150+      |      |      |       |           |
| 10- 15            | 0- 0     | 0- 1      | OVERALL        | 0- 3       | 0- 1        | 10- 10        |      |      |       |           |
| 5- 6              | 0- 0     | 0- 0      | HOME           | 0- 1       | 0- 0        | 5- 5          |      |      |       |           |
| 5- 9              | 0- 0     | 0- 1      | AWAY           | 0- 2       | 0- 1        | 5- 5          |      |      |       |           |
| 0- 0              | 0- 0     | 0- 0      | NEUTRAL        | 0- 0       | 0- 0        | 0- 0          |      |      |       |           |
| 4- 6              | 0- 0     | 0- 1      | NON-CONFERENCE | 0- 1       | 0- 0        | 4- 4          |      |      |       |           |
| 2- 1              | 0- 0     | 0- 0      | HOME           | 0- 0       | 0- 0        | 2- 1          |      |      |       |           |
| 2- 5              | 0- 0     | 0- 1      | AWAY           | 0- 1       | 0- 0        | 2- 3          |      |      |       |           |
| 0- 0              | 0- 0     | 0- 0      | NEUTRAL        | 0- 0       | 0- 0        | 0- 0          |      |      |       |           |
| 6- 9              | 0- 0     | 0- 0      | CONFERENCE     | 0- 2       | 0- 1        | 6- 6          |      |      |       |           |
| 3- 5              | 0- 0     | 0- 0      | HOME           | 0- 1       | 0- 0        | 3- 4          |      |      |       |           |
| 3- 4              | 0- 0     | 0- 0      | AWAY           | 0- 1       | 0- 1        | 3- 2          |      |      |       |           |
| 0- 0              | 0- 0     | 0- 0      | NEUTRAL        | 0- 0       | 0- 0        | 0- 0          |      |      |       |           |

| RPI S                     | Opponent        | Score | RPI S | Opponent       | Score | RPI S | Opponent             | Score | RPI S | Opponent | Score | Team's RPI: 289 |
|---------------------------|-----------------|-------|-------|----------------|-------|-------|----------------------|-------|-------|----------|-------|-----------------|
| 36                        | A James Madison | 39 56 | 76    | A Radford      | 49 70 | 123   | A High Point         | 54 56 |       |          |       |                 |
|                           |                 |       | 76    | H Radford      | 57 79 | 181   | A Wisconsin          | 41 76 |       |          |       |                 |
|                           |                 |       | 97    | A Georgia      | 39 85 | 186   | A UNC Asheville      | 36 70 |       |          |       |                 |
|                           |                 |       |       |                |       | 186   | H UNC Asheville      | 43 55 |       |          |       |                 |
|                           |                 |       |       |                |       | 200   | H Hampton            | 63 84 |       |          |       |                 |
|                           |                 |       |       |                |       | 213   | H Elon               | 58 57 |       |          |       |                 |
|                           |                 |       |       |                |       | 214   | A Campbell           | 59 46 |       |          |       |                 |
|                           |                 |       |       |                |       | 244   | A Gardner-Webb       | 64 62 |       |          |       |                 |
|                           |                 |       |       |                |       | 244   | H Gardner-Webb       | 52 65 |       |          |       |                 |
|                           |                 |       |       |                |       | 259   | A Wofford            | 53 70 |       |          |       |                 |
|                           |                 |       |       |                |       | 284   | A Ga. Southern       | 55 64 |       |          |       |                 |
|                           |                 |       |       |                |       | 287   | A Col. of Charleston | 71 64 |       |          |       |                 |
|                           |                 |       |       |                |       | 293   | H Charleston So.     | 57 52 |       |          |       |                 |
|                           |                 |       |       |                |       | 301   | A South Carolina St. | 58 50 |       |          |       |                 |
|                           |                 |       |       |                |       | 330   | A Presbyterian       | 62 54 |       |          |       |                 |
|                           |                 |       |       |                |       | 330   | H Presbyterian       | 55 52 |       |          |       |                 |
|                           |                 |       |       |                |       | 335   | H Longwood           | 77 69 |       |          |       |                 |
|                           |                 |       |       |                |       | 338   | H N.C. Central       | 66 41 |       |          |       |                 |
|                           |                 |       |       |                |       | 339   | H Western Caro.      | 57 65 |       |          |       |                 |
|                           |                 |       |       |                |       | 342   | A USC Upstate        | 49 58 |       |          |       |                 |
|                           |                 |       |       |                |       | 342   | H USC Upstate        | 50 76 |       |          |       |                 |
| LAST 12 Division I GAMES: |                 |       |       |                |       |       |                      |       |       |          |       |                 |
| 342                       | A USC Upstate   | 49 58 | 123   | A High Point   | 54 56 |       |                      |       |       |          |       |                 |
| 76                        | H Radford       | 57 79 | 330   | H Presbyterian | 55 52 |       |                      |       |       |          |       |                 |
| 186                       | H UNC Asheville | 43 55 | 200   | H Hampton      | 63 84 |       |                      |       |       |          |       |                 |
| 244                       | H Gardner-Webb  | 52 65 | 244   | A Gardner-Webb | 64 62 |       |                      |       |       |          |       |                 |
| 330                       | A Presbyterian  | 62 54 | 214   | A Campbell     | 59 46 |       |                      |       |       |          |       |                 |
| 186                       | A UNC Asheville | 36 70 | 76    | A Radford      | 49 70 |       |                      |       |       |          |       |                 |

Non-Div I Games: Newberry

63 67

Winthrop

■ Loss, 
 ■ Non-Conf, 
 ■ S Site, 
 ■ H Home 
 ■ A Away 
 N Neutral



| Average RPI Win:  | 204      | WON-LOST  | WINNING        | LAST 10    | STRENGTH OF | OPP. STRENGTH | TEAM | ADJ. | CONF. | ADJ CONF. |
|-------------------|----------|-----------|----------------|------------|-------------|---------------|------|------|-------|-----------|
| Average RPI Loss: | 84       | RECORD    | PCT. RANK      | GAMES      | SCHEDULE    | OF SCHEDULE   | RPI  | RPI  | RPI   | RPI       |
| DIV. I ONLY       | 13- 15   | 192       | 0- 1           | 148        | 79          | 181           | 181  | 5    | 5     |           |
| DIV. I NON-CONF.  | 9- 3     | 61        | 0- 0           | 307        | 235         | 170           | 170  | 6    | 6     |           |
| TOTALS            | RPI 1-25 | RPI 26-50 | W-L RECORDS    | RPI 51-100 | RPI 101-150 | RPI 150+      |      |      |       |           |
| 13- 15            | 0- 2     | 1- 2      | OVERALL        | 2- 5       | 2- 5        | 8- 1          |      |      |       |           |
| 10- 5             | 0- 0     | 1- 1      | HOME           | 2- 2       | 1- 2        | 6- 0          |      |      |       |           |
| 1- 9              | 0- 2     | 0- 1      | AWAY           | 0- 2       | 0- 3        | 1- 1          |      |      |       |           |
| 2- 1              | 0- 0     | 0- 0      | NEUTRAL        | 0- 1       | 1- 0        | 1- 0          |      |      |       |           |
| 9- 3              | 0- 0     | 0- 0      | NON-CONFERENCE | 0- 3       | 2- 0        | 7- 0          |      |      |       |           |
| 6- 1              | 0- 0     | 0- 0      | HOME           | 0- 1       | 1- 0        | 5- 0          |      |      |       |           |
| 1- 1              | 0- 0     | 0- 0      | AWAY           | 0- 1       | 0- 0        | 1- 0          |      |      |       |           |
| 2- 1              | 0- 0     | 0- 0      | NEUTRAL        | 0- 1       | 1- 0        | 1- 0          |      |      |       |           |
| 4- 12             | 0- 2     | 1- 2      | CONFERENCE     | 2- 2       | 0- 5        | 1- 1          |      |      |       |           |
| 4- 4              | 0- 0     | 1- 1      | HOME           | 2- 1       | 0- 2        | 1- 0          |      |      |       |           |
| 0- 8              | 0- 2     | 0- 1      | AWAY           | 0- 1       | 0- 3        | 0- 1          |      |      |       |           |
| 0- 0              | 0- 0     | 0- 0      | NEUTRAL        | 0- 0       | 0- 0        | 0- 0          |      |      |       |           |

| RPI                       | S | Opponent     | Score        | RPI | S | Opponent     | Score        | RPI | S | Opponent  | Score        | RPI | S | Opponent         | Score        | Team's RPI: 181 |
|---------------------------|---|--------------|--------------|-----|---|--------------|--------------|-----|---|-----------|--------------|-----|---|------------------|--------------|-----------------|
| 7                         | A | Iowa         | 53 <b>71</b> | 27  | A | Rutgers      | 53 <b>73</b> | 55  | H | Indiana   | 68 <b>75</b> | 106 | A | Minnesota        | 56 <b>74</b> |                 |
| 13                        | A | Maryland     | 57 <b>75</b> | 39  | H | Michigan St. | 79 62        | 74  | H | Purdue    | 76 69        | 106 | H | Minnesota        | 50 <b>78</b> |                 |
|                           |   |              |              | 46  | H | Michigan     | 70 <b>76</b> | 75  | A | Green Bay | 46 <b>55</b> | 108 | A | Northwestern     | 46 <b>72</b> |                 |
|                           |   |              |              |     |   |              |              | 77  | A | Ohio St.  | 68 <b>70</b> | 124 | N | Pittsburgh       | 57 42        |                 |
|                           |   |              |              |     |   |              |              | 84  | H | Duke      | 53 <b>60</b> | 126 | A | Penn St.         | 64 <b>71</b> |                 |
|                           |   |              |              |     |   |              |              | 86  | H | Nebraska  | 70 69        | 126 | H | Penn St.         | 59 <b>65</b> |                 |
|                           |   |              |              |     |   |              |              | 88  | N | Arkansas  | 68 <b>69</b> | 130 | H | IUPUI            | 65 64        |                 |
|                           |   |              |              |     |   |              |              |     |   |           |              | 196 | A | Milwaukee        | 68 57        |                 |
|                           |   |              |              |     |   |              |              |     |   |           |              | 202 | H | Marshall         | 67 49        |                 |
|                           |   |              |              |     |   |              |              |     |   |           |              | 209 | A | Illinois         | 68 <b>78</b> |                 |
|                           |   |              |              |     |   |              |              |     |   |           |              | 209 | H | Illinois         | 75 67        |                 |
|                           |   |              |              |     |   |              |              |     |   |           |              | 289 | H | Winthrop         | 76 41        |                 |
|                           |   |              |              |     |   |              |              |     |   |           |              | 298 | N | Tennessee St.    | 58 53        |                 |
|                           |   |              |              |     |   |              |              |     |   |           |              | 318 | H | North Dakota St. | 64 53        |                 |
|                           |   |              |              |     |   |              |              |     |   |           |              | 332 | H | Evansville       | 96 60        |                 |
|                           |   |              |              |     |   |              |              |     |   |           |              | 350 | H | Chicago St.      | 85 38        |                 |
| LAST 12 Division I GAMES: |   |              |              |     |   |              |              |     |   |           |              |     |   |                  |              |                 |
| 27                        | A | Rutgers      | 53 <b>73</b> | 13  | A | Maryland     | 57 <b>75</b> |     |   |           |              |     |   |                  |              |                 |
| 209                       | H | Illinois     | 75 67        | 86  | H | Nebraska     | 70 69        |     |   |           |              |     |   |                  |              |                 |
| 77                        | A | Ohio St.     | 68 <b>70</b> | 126 | H | Penn St.     | 59 <b>65</b> |     |   |           |              |     |   |                  |              |                 |
| 39                        | H | Michigan St. | 79 62        | 108 | A | Northwestern | 46 <b>72</b> |     |   |           |              |     |   |                  |              |                 |
| 209                       | A | Illinois     | 68 <b>78</b> | 106 | H | Minnesota    | 50 <b>78</b> |     |   |           |              |     |   |                  |              |                 |
| 46                        | H | Michigan     | 70 <b>76</b> | 55  | H | Indiana      | 68 <b>75</b> |     |   |           |              |     |   |                  |              |                 |

Non-Div I Games:

Wisconsin

  Loss, 
  Non-Conf, 
S Site, 
  Home 
  Away 
N Neutral

|                   |          |           |                |            |             |               |      |      |       |           |
|-------------------|----------|-----------|----------------|------------|-------------|---------------|------|------|-------|-----------|
| Average RPI Win:  | 278      | WON-LOST  | WINNING        | LAST 10    | STRENGTH OF | OPP. STRENGTH | TEAM | ADJ. | CONF. | ADJ CONF. |
| Average RPI Loss: | 190      | RECORD    | PCT. RANK      | GAMES      | SCHEDULE    | OF SCHEDULE   | RPI  | RPI  | RPI   | RPI       |
| DIV. I ONLY       | 12- 12   | 170       | 1- 0           | 347        | 220         | 259           | 259  | 28   | 28    |           |
| DIV. I NON-CONF.  | 5- 7     | 206       | 0- 0           | 318        | 229         | 247           | 247  | 24   | 24    |           |
| TOTALS            | RPI 1-25 | RPI 26-50 | W-L RECORDS    | RPI 51-100 | RPI 101-150 | RPI 150+      |      |      |       |           |
| 12- 12            | 0- 0     | 0- 2      | OVERALL        | 0- 0       | 0- 2        | 12- 8         |      |      |       |           |
| 9- 1              | 0- 0     | 0- 0      | HOME           | 0- 0       | 0- 0        | 9- 1          |      |      |       |           |
| 3- 11             | 0- 0     | 0- 2      | AWAY           | 0- 0       | 0- 2        | 3- 7          |      |      |       |           |
| 0- 0              | 0- 0     | 0- 0      | NEUTRAL        | 0- 0       | 0- 0        | 0- 0          |      |      |       |           |
| 5- 7              | 0- 0     | 0- 2      | NON-CONFERENCE | 0- 0       | 0- 2        | 5- 3          |      |      |       |           |
| 3- 0              | 0- 0     | 0- 0      | HOME           | 0- 0       | 0- 0        | 3- 0          |      |      |       |           |
| 2- 7              | 0- 0     | 0- 2      | AWAY           | 0- 0       | 0- 2        | 2- 3          |      |      |       |           |
| 0- 0              | 0- 0     | 0- 0      | NEUTRAL        | 0- 0       | 0- 0        | 0- 0          |      |      |       |           |
| 7- 5              | 0- 0     | 0- 0      | CONFERENCE     | 0- 0       | 0- 0        | 7- 5          |      |      |       |           |
| 6- 1              | 0- 0     | 0- 0      | HOME           | 0- 0       | 0- 0        | 6- 1          |      |      |       |           |
| 1- 4              | 0- 0     | 0- 0      | AWAY           | 0- 0       | 0- 0        | 1- 4          |      |      |       |           |
| 0- 0              | 0- 0     | 0- 0      | NEUTRAL        | 0- 0       | 0- 0        | 0- 0          |      |      |       |           |

| RPI 1-25                  |   |          |       | RPI 26-50 |   |                |       | RPI 51-100 |   |          |       | RPI 101+ Team's RPI: 259 |   |                    |        |
|---------------------------|---|----------|-------|-----------|---|----------------|-------|------------|---|----------|-------|--------------------------|---|--------------------|--------|
| RPI                       | S | Opponent | Score | RPI       | S | Opponent       | Score | RPI        | S | Opponent | Score | RPI                      | S | Opponent           | Score  |
|                           |   |          |       | 40        | A | Georgia Tech   | 40 81 |            |   |          |       | 118                      | A | Charlotte          | 63 85  |
|                           |   |          |       | 41        | A | Clemson        | 77 85 |            |   |          |       | 142                      | A | Appalachian St.    | 70 94  |
|                           |   |          |       |           |   |                |       |            |   |          |       | 153                      | H | Mercer             | 79 81  |
|                           |   |          |       |           |   |                |       |            |   |          |       | 162                      | A | Chattanooga        | 82 89  |
|                           |   |          |       |           |   |                |       |            |   |          |       | 162                      | H | Chattanooga        | 64 60  |
|                           |   |          |       |           |   |                |       |            |   |          |       | 186                      | A | UNC Asheville      | 46 60  |
|                           |   |          |       |           |   |                |       |            |   |          |       | 216                      | A | Furman             | 50 63  |
|                           |   |          |       |           |   |                |       |            |   |          |       | 216                      | H | Furman             | 84 75  |
|                           |   |          |       |           |   |                |       |            |   |          |       | 244                      | H | Gardner-Webb       | 59 53  |
|                           |   |          |       |           |   |                |       |            |   |          |       | 254                      | A | ETSU               | 79 92  |
|                           |   |          |       |           |   |                |       |            |   |          |       | 254                      | H | ETSU               | 77 74  |
|                           |   |          |       |           |   |                |       |            |   |          |       | 284                      | A | Ga. Southern       | 81 65  |
|                           |   |          |       |           |   |                |       |            |   |          |       | 286                      | H | Samford            | 71 62  |
|                           |   |          |       |           |   |                |       |            |   |          |       | 287                      | H | Col. of Charleston | 78 58  |
|                           |   |          |       |           |   |                |       |            |   |          |       | 289                      | H | Winthrop           | 70 53  |
|                           |   |          |       |           |   |                |       |            |   |          |       | 303                      | A | UNC Greensboro     | 61 77  |
|                           |   |          |       |           |   |                |       |            |   |          |       | 303                      | H | UNC Greensboro     | 93 66  |
|                           |   |          |       |           |   |                |       |            |   |          |       | 330                      | A | Presbyterian       | 50 61  |
|                           |   |          |       |           |   |                |       |            |   |          |       | 335                      | A | Longwood           | 101 72 |
|                           |   |          |       |           |   |                |       |            |   |          |       | 338                      | A | N.C. Central       | 59 66  |
|                           |   |          |       |           |   |                |       |            |   |          |       | 339                      | A | Western Caro.      | 63 55  |
|                           |   |          |       |           |   |                |       |            |   |          |       | 339                      | H | Western Caro.      | 91 65  |
| LAST 12 Division I GAMES: |   |          |       |           |   |                |       |            |   |          |       |                          |   |                    |        |
|                           |   |          |       | 216       | H | Furman         | 84 75 |            |   |          |       | 153                      | H | Mercer             | 79 81  |
|                           |   |          |       | 162       | H | Chattanooga    | 64 60 |            |   |          |       | 216                      | A | Furman             | 50 63  |
|                           |   |          |       | 254       | H | ETSU           | 77 74 |            |   |          |       | 254                      | A | ETSU               | 79 92  |
|                           |   |          |       | 339       | A | Western Caro.  | 63 55 |            |   |          |       | 162                      | A | Chattanooga        | 82 89  |
|                           |   |          |       | 303       | A | UNC Greensboro | 61 77 |            |   |          |       | 303                      | H | UNC Greensboro     | 93 66  |
|                           |   |          |       | 286       | H | Samford        | 71 62 |            |   |          |       | 339                      | H | Western Caro.      | 91 65  |

Non-Div I Games: Warren Wilson 107 30 Southern Wesleyan 110 47 Brevard 106 52

Wofford

|                   |          |           |                |            |             |               |      |      |       |           |
|-------------------|----------|-----------|----------------|------------|-------------|---------------|------|------|-------|-----------|
| Average RPI Win:  | 210      | WON-LOST  | WINNING        | LAST 10    | STRENGTH OF | OPP. STRENGTH | TEAM | ADJ. | CONF. | ADJ CONF. |
| Average RPI Loss: | 113      | RECORD    | PCT. RANK      | GAMES      | SCHEDULE    | OF SCHEDULE   | RPI  | RPI  | RPI   | RPI       |
| DIV. I ONLY       | 21- 6    | 33        | 1- 0           | 170        | 201         | 63            | 63   | 21   | 21    |           |
| DIV. I NON-CONF.  | 7- 4     | 108       | 0- 0           | 80         | 159         | 57            | 57   | 18   | 18    |           |
| TOTALS            | RPI 1-25 | RPI 26-50 | W-L RECORDS    | RPI 51-100 | RPI 101-150 | RPI 150+      |      |      |       |           |
| 21- 6             | 0- 0     | 0- 1      | OVERALL        | 3- 2       | 4- 2        | 14- 1         |      |      |       |           |
| 10- 1             | 0- 0     | 0- 0      | HOME           | 2- 1       | 2- 0        | 6- 0          |      |      |       |           |
| 7- 5              | 0- 0     | 0- 1      | AWAY           | 0- 1       | 1- 2        | 6- 1          |      |      |       |           |
| 4- 0              | 0- 0     | 0- 0      | NEUTRAL        | 1- 0       | 1- 0        | 2- 0          |      |      |       |           |
| 7- 4              | 0- 0     | 0- 1      | NON-CONFERENCE | 2- 1       | 1- 1        | 4- 1          |      |      |       |           |
| 1- 1              | 0- 0     | 0- 0      | HOME           | 1- 1       | 0- 0        | 0- 0          |      |      |       |           |
| 2- 3              | 0- 0     | 0- 1      | AWAY           | 0- 0       | 0- 1        | 2- 1          |      |      |       |           |
| 4- 0              | 0- 0     | 0- 0      | NEUTRAL        | 1- 0       | 1- 0        | 2- 0          |      |      |       |           |
| 14- 2             | 0- 0     | 0- 0      | CONFERENCE     | 1- 1       | 3- 1        | 10- 0         |      |      |       |           |
| 9- 0              | 0- 0     | 0- 0      | HOME           | 1- 0       | 2- 0        | 6- 0          |      |      |       |           |
| 5- 2              | 0- 0     | 0- 0      | AWAY           | 0- 1       | 1- 1        | 4- 0          |      |      |       |           |
| 0- 0              | 0- 0     | 0- 0      | NEUTRAL        | 0- 0       | 0- 0        | 0- 0          |      |      |       |           |

| RPI 1-25                  |   |          | RPI 26-50 |     |   | RPI 51-100     |       |     | Team's RPI: 63 |                |       | RPI 101+ |   |                 |       |
|---------------------------|---|----------|-----------|-----|---|----------------|-------|-----|----------------|----------------|-------|----------|---|-----------------|-------|
| RPI                       | S | Opponent | Score     | RPI | S | Opponent       | Score | RPI | S              | Opponent       | Score | RPI      | S | Opponent        | Score |
|                           |   |          |           | 39  | A | Michigan St.   | 68 84 | 61  | H              | Belmont        | 63 79 | 118      | A | Charlotte       | 85 88 |
|                           |   |          |           |     |   |                |       | 65  | N              | Drexel         | 71 63 | 121      | A | Youngstown St.  | 68 83 |
|                           |   |          |           |     |   |                |       | 75  | A              | Green Bay      | 37 56 | 121      | H | Youngstown St.  | 70 65 |
|                           |   |          |           |     |   |                |       | 75  | H              | Green Bay      | 85 67 | 130      | A | IUPUI           | 78 75 |
|                           |   |          |           |     |   |                |       | 85  | H              | Kent St.       | 61 55 | 130      | H | IUPUI           | 66 59 |
|                           |   |          |           |     |   |                |       |     |                |                |       | 136      | N | Marist          | 76 60 |
|                           |   |          |           |     |   |                |       |     |                |                |       | 194      | N | Stetson         | 57 44 |
|                           |   |          |           |     |   |                |       |     |                |                |       | 196      | A | Milwaukee       | 73 69 |
|                           |   |          |           |     |   |                |       |     |                |                |       | 196      | H | Milwaukee       | 61 57 |
|                           |   |          |           |     |   |                |       |     |                |                |       | 199      | A | UNLV            | 68 52 |
|                           |   |          |           |     |   |                |       |     |                |                |       | 221      | N | Hofstra         | 93 64 |
|                           |   |          |           |     |   |                |       |     |                |                |       | 253      | A | Northern Ky.    | 61 55 |
|                           |   |          |           |     |   |                |       |     |                |                |       | 253      | H | Northern Ky.    | 78 56 |
|                           |   |          |           |     |   |                |       |     |                |                |       | 265      | A | CSU Bakersfield | 74 76 |
|                           |   |          |           |     |   |                |       |     |                |                |       | 282      | A | Manhattan       | 60 44 |
|                           |   |          |           |     |   |                |       |     |                |                |       | 283      | A | Cleveland St.   | 70 65 |
|                           |   |          |           |     |   |                |       |     |                |                |       | 283      | H | Cleveland St.   | 78 52 |
|                           |   |          |           |     |   |                |       |     |                |                |       | 310      | H | Oakland         | 69 58 |
|                           |   |          |           |     |   |                |       |     |                |                |       | 333      | H | Detroit Mercy   | 78 59 |
|                           |   |          |           |     |   |                |       |     |                |                |       | 337      | A | UIC             | 79 46 |
|                           |   |          |           |     |   |                |       |     |                |                |       | 337      | H | UIC             | 72 47 |
| LAST 12 Division I GAMES: |   |          |           |     |   |                |       |     |                |                |       |          |   |                 |       |
|                           |   |          |           | 121 | H | Youngstown St. | 70 65 | 337 | H              | UIC            | 72 47 |          |   |                 |       |
|                           |   |          |           | 283 | H | Cleveland St.  | 78 52 | 333 | H              | Detroit Mercy  | 78 59 |          |   |                 |       |
|                           |   |          |           | 253 | H | Northern Ky.   | 78 56 | 310 | H              | Oakland        | 69 58 |          |   |                 |       |
|                           |   |          |           | 75  | A | Green Bay      | 37 56 | 283 | A              | Cleveland St.  | 70 65 |          |   |                 |       |
|                           |   |          |           | 196 | A | Milwaukee      | 73 69 | 121 | A              | Youngstown St. | 68 83 |          |   |                 |       |
|                           |   |          |           | 130 | H | IUPUI          | 66 59 | 253 | A              | Northern Ky.   | 61 55 |          |   |                 |       |

Non-Div I Games: Kentucky St. 83 53

Wright St.

■ Loss, 
 ■ Non-Conf, 
 ■ S Site, 
 ■ H Home 
 ■ A Away 
 N Neutral

|                   |          |           |                |            |             |               |      |      |       |           |
|-------------------|----------|-----------|----------------|------------|-------------|---------------|------|------|-------|-----------|
| Average RPI Win:  | 184      | WON-LOST  | WINNING        | LAST 10    | STRENGTH OF | OPP. STRENGTH | TEAM | ADJ. | CONF. | ADJ CONF. |
| Average RPI Loss: | 89       | RECORD    | PCT. RANK      | GAMES      | SCHEDULE    | OF SCHEDULE   | RPI  | RPI  | RPI   | RPI       |
| DIV. I ONLY       | 16- 5    | 42        | 1- 0           | 107        | 127         | 45            | 45   | 15   | 15    |           |
| DIV. I NON-CONF.  | 5- 2     | 82        | 0- 0           | 26         | 64          | 21            | 21   | 13   | 13    |           |
| TOTALS            | RPI 1-25 | RPI 26-50 | W-L RECORDS    | RPI 51-100 | RPI 101-150 | RPI 150+      |      |      |       |           |
| 16- 5             | 0- 0     | 1- 1      | OVERALL        | 2- 3       | 2- 0        | 11- 1         |      |      |       |           |
| 10- 1             | 0- 0     | 1- 1      | HOME           | 2- 0       | 1- 0        | 6- 0          |      |      |       |           |
| 5- 4              | 0- 0     | 0- 0      | AWAY           | 0- 3       | 1- 0        | 4- 1          |      |      |       |           |
| 1- 0              | 0- 0     | 0- 0      | NEUTRAL        | 0- 0       | 0- 0        | 1- 0          |      |      |       |           |
| 5- 2              | 0- 0     | 1- 0      | NON-CONFERENCE | 1- 2       | 1- 0        | 2- 0          |      |      |       |           |
| 4- 0              | 0- 0     | 1- 0      | HOME           | 1- 0       | 1- 0        | 1- 0          |      |      |       |           |
| 0- 2              | 0- 0     | 0- 0      | AWAY           | 0- 2       | 0- 0        | 0- 0          |      |      |       |           |
| 1- 0              | 0- 0     | 0- 0      | NEUTRAL        | 0- 0       | 0- 0        | 1- 0          |      |      |       |           |
| 11- 3             | 0- 0     | 0- 1      | CONFERENCE     | 1- 1       | 1- 0        | 9- 1          |      |      |       |           |
| 6- 1              | 0- 0     | 0- 1      | HOME           | 1- 0       | 0- 0        | 5- 0          |      |      |       |           |
| 5- 2              | 0- 0     | 0- 0      | AWAY           | 0- 1       | 1- 0        | 4- 1          |      |      |       |           |
| 0- 0              | 0- 0     | 0- 0      | NEUTRAL        | 0- 0       | 0- 0        | 0- 0          |      |      |       |           |

| RPI 1-25                  |   |                  | RPI 26-50 |     |   | Team's RPI: 45    |       |     | RPI 51-100 |               |       | RPI 101+ |   |          |       |
|---------------------------|---|------------------|-----------|-----|---|-------------------|-------|-----|------------|---------------|-------|----------|---|----------|-------|
| RPI                       | S | Opponent         | Score     | RPI | S | Opponent          | Score | RPI | S          | Opponent      | Score | RPI      | S | Opponent | Score |
| 29                        | H | South Dakota St. | 77 70     | 56  | A | Saint Mary's (CA) | 84 90 | 111 | A          | Fresno St.    | 63 56 |          |   |          |       |
| 48                        | H | New Mexico       | 75 78     | 57  | A | Boise St.         | 64 72 | 135 | H          | Montana St.   | 66 58 |          |   |          |       |
|                           |   |                  |           | 57  | H | Boise St.         | 64 52 | 159 | H          | Denver        | 78 74 |          |   |          |       |
|                           |   |                  |           | 89  | H | Idaho             | 64 61 | 176 | N          | North Texas   | 53 49 |          |   |          |       |
|                           |   |                  |           | 95  | A | Pacific           | 64 70 | 189 | A          | Utah St.      | 42 50 |          |   |          |       |
|                           |   |                  |           |     |   |                   |       | 189 | H          | Utah St.      | 53 35 |          |   |          |       |
|                           |   |                  |           |     |   |                   |       | 199 | A          | UNLV          | 64 49 |          |   |          |       |
|                           |   |                  |           |     |   |                   |       | 199 | H          | UNLV          | 90 62 |          |   |          |       |
|                           |   |                  |           |     |   |                   |       | 219 | A          | Nevada        | 55 51 |          |   |          |       |
|                           |   |                  |           |     |   |                   |       | 226 | H          | San Diego St. | 87 45 |          |   |          |       |
|                           |   |                  |           |     |   |                   |       | 276 | A          | Colorado St.  | 60 49 |          |   |          |       |
|                           |   |                  |           |     |   |                   |       | 276 | H          | Colorado St.  | 56 32 |          |   |          |       |
|                           |   |                  |           |     |   |                   |       | 291 | H          | Air Force     | 80 60 |          |   |          |       |
|                           |   |                  |           |     |   |                   |       | 309 | A          | San Jose St.  | 70 56 |          |   |          |       |
| LAST 12 Division I GAMES: |   |                  |           |     |   |                   |       |     |            |               |       |          |   |          |       |
| 276                       | H | Colorado St.     | 56 32     | 111 | A | Fresno St.        | 63 56 |     |            |               |       |          |   |          |       |
| 199                       | A | UNLV             | 64 49     | 57  | H | Boise St.         | 64 52 |     |            |               |       |          |   |          |       |
| 219                       | A | Nevada           | 55 51     | 309 | A | San Jose St.      | 70 56 |     |            |               |       |          |   |          |       |
| 189                       | H | Utah St.         | 53 35     | 48  | H | New Mexico        | 75 78 |     |            |               |       |          |   |          |       |
| 276                       | A | Colorado St.     | 60 49     | 189 | A | Utah St.          | 42 50 |     |            |               |       |          |   |          |       |
| 291                       | H | Air Force        | 80 60     | 226 | H | San Diego St.     | 87 45 |     |            |               |       |          |   |          |       |

Non-Div I Games: Chadron St. 80 33 UC-Colo. Springs 98 37

Wyoming

Loss, Non-Conf, S Site, H Home A Away N Neutral

|                   |          |           |                |            |             |               |      |      |       |           |
|-------------------|----------|-----------|----------------|------------|-------------|---------------|------|------|-------|-----------|
| Average RPI Win:  | 226      | WON-LOST  | WINNING        | LAST 10    | STRENGTH OF | OPP. STRENGTH | TEAM | ADJ. | CONF. | ADJ CONF. |
| Average RPI Loss: | 72       | RECORD    | PCT. RANK      | GAMES      | SCHEDULE    | OF SCHEDULE   | RPI  | RPI  | RPI   | RPI       |
| DIV. I ONLY       | 11- 16   | 225       | 0- 1           | 99         | 86          | 185           | 185  | 6    | 6     |           |
| DIV. I NON-CONF.  | 9- 2     | 43        | 0- 0           | 277        | 319         | 127           | 127  | 4    | 4     |           |
| TOTALS            | RPI 1-25 | RPI 26-50 | W-L RECORDS    | RPI 51-100 | RPI 101-150 | RPI 150+      |      |      |       |           |
| 11- 16            | 0- 4     | 0- 0      | OVERALL        | 0- 5       | 3- 7        | 8- 0          |      |      |       |           |
| 9- 7              | 0- 2     | 0- 0      | HOME           | 0- 1       | 1- 4        | 8- 0          |      |      |       |           |
| 2- 9              | 0- 2     | 0- 0      | AWAY           | 0- 4       | 2- 3        | 0- 0          |      |      |       |           |
| 0- 0              | 0- 0     | 0- 0      | NEUTRAL        | 0- 0       | 0- 0        | 0- 0          |      |      |       |           |
| 9- 2              | 0- 0     | 0- 0      | NON-CONFERENCE | 0- 1       | 1- 1        | 8- 0          |      |      |       |           |
| 8- 1              | 0- 0     | 0- 0      | HOME           | 0- 0       | 0- 1        | 8- 0          |      |      |       |           |
| 1- 1              | 0- 0     | 0- 0      | AWAY           | 0- 1       | 1- 0        | 0- 0          |      |      |       |           |
| 0- 0              | 0- 0     | 0- 0      | NEUTRAL        | 0- 0       | 0- 0        | 0- 0          |      |      |       |           |
| 2- 14             | 0- 4     | 0- 0      | CONFERENCE     | 0- 4       | 2- 6        | 0- 0          |      |      |       |           |
| 1- 6              | 0- 2     | 0- 0      | HOME           | 0- 1       | 1- 3        | 0- 0          |      |      |       |           |
| 1- 8              | 0- 2     | 0- 0      | AWAY           | 0- 3       | 1- 3        | 0- 0          |      |      |       |           |
| 0- 0              | 0- 0     | 0- 0      | NEUTRAL        | 0- 0       | 0- 0        | 0- 0          |      |      |       |           |

| RPI                       | S | Opponent        | Score | RPI | S | Opponent   | Score | RPI | S | Opponent   | Score | RPI | S | Opponent        | Score | Team's RPI: 185 |
|---------------------------|---|-----------------|-------|-----|---|------------|-------|-----|---|------------|-------|-----|---|-----------------|-------|-----------------|
| 10                        | A | Marquette       | 53 79 |     |   |            |       | 52  | A | Villanova  | 71 75 | 104 | A | St. John's (NY) | 41 70 |                 |
| 10                        | H | Marquette       | 44 90 |     |   |            |       | 54  | A | Butler     | 38 63 | 104 | H | St. John's (NY) | 57 76 |                 |
| 25                        | A | DePaul          | 48 81 |     |   |            |       | 54  | H | Butler     | 41 63 | 105 | A | Creighton       | 62 66 |                 |
| 25                        | H | DePaul          | 71 73 |     |   |            |       | 82  | A | Cincinnati | 61 79 | 105 | H | Creighton       | 52 53 |                 |
|                           |   |                 |       |     |   |            |       | 93  | A | Georgetown | 61 68 | 106 | H | Minnesota       | 53 78 |                 |
|                           |   |                 |       |     |   |            |       |     |   |            |       | 112 | A | Providence      | 58 71 |                 |
|                           |   |                 |       |     |   |            |       |     |   |            |       | 112 | H | Providence      | 55 63 |                 |
|                           |   |                 |       |     |   |            |       |     |   |            |       | 128 | A | Wake Forest     | 62 50 |                 |
|                           |   |                 |       |     |   |            |       |     |   |            |       | 138 | A | Seton Hall      | 80 76 |                 |
|                           |   |                 |       |     |   |            |       |     |   |            |       | 138 | H | Seton Hall      | 63 62 |                 |
|                           |   |                 |       |     |   |            |       |     |   |            |       | 154 | H | Tennessee Tech  | 70 60 |                 |
|                           |   |                 |       |     |   |            |       |     |   |            |       | 182 | H | North Ala.      | 94 81 |                 |
|                           |   |                 |       |     |   |            |       |     |   |            |       | 218 | H | Bowling Green   | 65 49 |                 |
|                           |   |                 |       |     |   |            |       |     |   |            |       | 257 | H | Alabama St.     | 87 58 |                 |
|                           |   |                 |       |     |   |            |       |     |   |            |       | 290 | H | New Orleans     | 61 45 |                 |
|                           |   |                 |       |     |   |            |       |     |   |            |       | 292 | H | Fairfield       | 48 35 |                 |
|                           |   |                 |       |     |   |            |       |     |   |            |       | 343 | H | Delaware St.    | 80 59 |                 |
|                           |   |                 |       |     |   |            |       |     |   |            |       | 350 | H | Chicago St.     | 91 57 |                 |
| LAST 12 Division I GAMES: |   |                 |       |     |   |            |       |     |   |            |       |     |   |                 |       |                 |
| 10                        | A | Marquette       | 53 79 | 138 | A | Seton Hall | 80 76 |     |   |            |       |     |   |                 |       |                 |
| 25                        | A | DePaul          | 48 81 | 25  | H | DePaul     | 71 73 |     |   |            |       |     |   |                 |       |                 |
| 105                       | H | Creighton       | 52 53 | 10  | H | Marquette  | 44 90 |     |   |            |       |     |   |                 |       |                 |
| 112                       | H | Providence      | 55 63 | 112 | A | Providence | 58 71 |     |   |            |       |     |   |                 |       |                 |
| 54                        | A | Butler          | 38 63 | 105 | A | Creighton  | 62 66 |     |   |            |       |     |   |                 |       |                 |
| 104                       | A | St. John's (NY) | 41 70 | 54  | H | Butler     | 41 63 |     |   |            |       |     |   |                 |       |                 |

Non-Div I Games:

Xavier

|                   |          |           |                |            |             |               |      |      |       |           |
|-------------------|----------|-----------|----------------|------------|-------------|---------------|------|------|-------|-----------|
| Average RPI Win:  | 227      | WON-LOST  | WINNING        | LAST 10    | STRENGTH OF | OPP. STRENGTH | TEAM | ADJ. | CONF. | ADJ CONF. |
| Average RPI Loss: | 133      | RECORD    | PCT. RANK      | GAMES      | SCHEDULE    | OF SCHEDULE   | RPI  | RPI  | RPI   | RPI       |
| DIV. I ONLY       | 15- 10   | 118       | 1- 0           | 157        | 248         | 116           | 116  | 11   | 11    |           |
| DIV. I NON-CONF.  | 10- 5    | 91        | 1- 0           | 171        | 330         | 81            | 81   | 11   | 11    |           |
| TOTALS            | RPI 1-25 | RPI 26-50 | W-L RECORDS    | RPI 51-100 | RPI 101-150 | RPI 150+      |      |      |       |           |
| 15- 10            | 0- 0     | 0- 0      | OVERALL        | 2- 5       | 1- 2        | 12- 3         |      |      |       |           |
| 7- 1              | 0- 0     | 0- 0      | HOME           | 1- 0       | 0- 0        | 6- 1          |      |      |       |           |
| 5- 9              | 0- 0     | 0- 0      | AWAY           | 1- 5       | 1- 2        | 3- 2          |      |      |       |           |
| 3- 0              | 0- 0     | 0- 0      | NEUTRAL        | 0- 0       | 0- 0        | 3- 0          |      |      |       |           |
| 10- 5             | 0- 0     | 0- 0      | NON-CONFERENCE | 0- 3       | 1- 2        | 9- 0          |      |      |       |           |
| 3- 0              | 0- 0     | 0- 0      | HOME           | 0- 0       | 0- 0        | 3- 0          |      |      |       |           |
| 4- 5              | 0- 0     | 0- 0      | AWAY           | 0- 3       | 1- 2        | 3- 0          |      |      |       |           |
| 3- 0              | 0- 0     | 0- 0      | NEUTRAL        | 0- 0       | 0- 0        | 3- 0          |      |      |       |           |
| 5- 5              | 0- 0     | 0- 0      | CONFERENCE     | 2- 2       | 0- 0        | 3- 3          |      |      |       |           |
| 4- 1              | 0- 0     | 0- 0      | HOME           | 1- 0       | 0- 0        | 3- 1          |      |      |       |           |
| 1- 4              | 0- 0     | 0- 0      | AWAY           | 1- 2       | 0- 0        | 0- 2          |      |      |       |           |
| 0- 0              | 0- 0     | 0- 0      | NEUTRAL        | 0- 0       | 0- 0        | 0- 0          |      |      |       |           |

| RPI S                     | Opponent | Score     | RPI S | Opponent | Score | RPI S | Opponent        | Score | RPI S | Opponent            | Score | Team's RPI: 116 |
|---------------------------|----------|-----------|-------|----------|-------|-------|-----------------|-------|-------|---------------------|-------|-----------------|
|                           |          |           |       |          |       | 66    | A Princeton     | 96 86 | 104   | A St. John's (NY)   | 52 56 |                 |
|                           |          |           |       |          |       | 72    | A Penn          | 48 54 | 112   | A Providence        | 42 59 |                 |
|                           |          |           |       |          |       | 79    | A SFA           | 57 67 | 121   | A Youngstown St.    | 58 56 |                 |
|                           |          |           |       |          |       | 81    | A Harvard       | 69 83 | 190   | N Saint Louis       | 58 52 |                 |
|                           |          |           |       |          |       | 81    | H Harvard       | 65 62 | 192   | N N.C. A&T          | 59 49 |                 |
|                           |          |           |       |          |       | 82    | A Cincinnati    | 52 66 | 203   | A Dartmouth         | 54 56 |                 |
|                           |          |           |       |          |       | 99    | A Northern Ill. | 80 89 | 203   | H Dartmouth         | 64 49 |                 |
|                           |          |           |       |          |       |       |                 |       | 222   | H Cornell           | 41 43 |                 |
|                           |          |           |       |          |       |       |                 |       | 236   | H Columbia          | 69 61 |                 |
|                           |          |           |       |          |       |       |                 |       | 255   | H Colgate           | 80 61 |                 |
|                           |          |           |       |          |       |       |                 |       | 261   | N Niagara           | 67 64 |                 |
|                           |          |           |       |          |       |       |                 |       | 272   | A Brown             | 71 86 |                 |
|                           |          |           |       |          |       |       |                 |       | 272   | H Brown             | 84 72 |                 |
|                           |          |           |       |          |       |       |                 |       | 273   | A Army West Point   | 62 51 |                 |
|                           |          |           |       |          |       |       |                 |       | 280   | A Vermont           | 58 55 |                 |
|                           |          |           |       |          |       |       |                 |       | 311   | A Wagner            | 74 41 |                 |
|                           |          |           |       |          |       |       |                 |       | 320   | H Central Conn. St. | 58 46 |                 |
|                           |          |           |       |          |       |       |                 |       | 340   | H Saint Peter's     | 72 56 |                 |
| LAST 12 Division I GAMES: |          |           |       |          |       |       |                 |       |       |                     |       |                 |
| 192                       | N        | N.C. A&T  | 59    | 49       | 236   | H     | Columbia        | 69    | 61    |                     |       |                 |
| 79                        | A        | SFA       | 57    | 67       | 72    | A     | Penn            | 48    | 54    |                     |       |                 |
| 261                       | N        | Niagara   | 67    | 64       | 66    | A     | Princeton       | 96    | 86    |                     |       |                 |
| 81                        | A        | Harvard   | 69    | 83       | 203   | H     | Dartmouth       | 64    | 49    |                     |       |                 |
| 203                       | A        | Dartmouth | 54    | 56       | 81    | H     | Harvard         | 65    | 62    |                     |       |                 |
| 222                       | H        | Cornell   | 41    | 43       | 272   | H     | Brown           | 84    | 72    |                     |       |                 |

Non-Div I Games:

Yale

■ Loss, 
■ Non-Conf, 
■ S Site, 
■ H Home 
■ A Away 
N Neutral

|                              |          |           |                |             |               |          |      |       |           |
|------------------------------|----------|-----------|----------------|-------------|---------------|----------|------|-------|-----------|
| Average RPI Win: <b>232</b>  | WON-LOST | WINNING   | LAST 10        | STRENGTH OF | OPP. STRENGTH | TEAM     | ADJ. | CONF. | ADJ CONF. |
| Average RPI Loss: <b>121</b> | RECORD   | PCT. RANK | GAMES          | SCHEDULE    | OF SCHEDULE   | RPI      | RPI  | RPI   | RPI       |
| DIV. I ONLY                  | 18- 8    | 68        | 0- 1           | 226         | 229           | 121      | 121  | 21    | 21        |
| DIV. I NON-CONF.             | 6- 3     | 91        | 0- 0           | 94          | 221           | 73       | 73   | 18    | 18        |
| TOTALS                       | RPI 1-25 | RPI 26-50 | W-L RECORDS    | RPI 51-100  | RPI 101-150   | RPI 150+ |      |       |           |
| 18- 8                        | 0- 0     | 0- 0      | OVERALL        | 2- 4        | 3- 2          | 13- 2    |      |       |           |
| 13- 1                        | 0- 0     | 0- 0      | HOME           | 2- 0        | 2- 1          | 9- 0     |      |       |           |
| 5- 7                         | 0- 0     | 0- 0      | AWAY           | 0- 4        | 1- 1          | 4- 2     |      |       |           |
| 0- 0                         | 0- 0     | 0- 0      | NEUTRAL        | 0- 0        | 0- 0          | 0- 0     |      |       |           |
| 6- 3                         | 0- 0     | 0- 0      | NON-CONFERENCE | 0- 2        | 2- 1          | 4- 0     |      |       |           |
| 4- 1                         | 0- 0     | 0- 0      | HOME           | 0- 0        | 1- 1          | 3- 0     |      |       |           |
| 2- 2                         | 0- 0     | 0- 0      | AWAY           | 0- 2        | 1- 0          | 1- 0     |      |       |           |
| 0- 0                         | 0- 0     | 0- 0      | NEUTRAL        | 0- 0        | 0- 0          | 0- 0     |      |       |           |
| 12- 5                        | 0- 0     | 0- 0      | CONFERENCE     | 2- 2        | 1- 1          | 9- 2     |      |       |           |
| 9- 0                         | 0- 0     | 0- 0      | HOME           | 2- 0        | 1- 0          | 6- 0     |      |       |           |
| 3- 5                         | 0- 0     | 0- 0      | AWAY           | 0- 2        | 0- 1          | 3- 2     |      |       |           |
| 0- 0                         | 0- 0     | 0- 0      | NEUTRAL        | 0- 0        | 0- 0          | 0- 0     |      |       |           |

| RPI S                     | Opponent | Score | RPI S | Opponent       | Score | RPI S | Opponent        | Score | RPI S | Opponent             | Score | Team's RPI: 121 |
|---------------------------|----------|-------|-------|----------------|-------|-------|-----------------|-------|-------|----------------------|-------|-----------------|
|                           |          |       |       |                |       | 53    | A Bucknell      | 68 73 | 116   | H Yale               | 56 58 |                 |
|                           |          |       |       |                |       | 63    | A Wright St.    | 65 70 | 124   | A Pittsburgh         | 64 55 |                 |
|                           |          |       |       |                |       | 63    | H Wright St.    | 83 68 | 130   | A IUPUI              | 44 64 |                 |
|                           |          |       |       |                |       | 75    | A Green Bay     | 42 60 | 130   | H IUPUI              | 70 52 |                 |
|                           |          |       |       |                |       | 75    | H Green Bay     | 70 59 | 148   | H Akron              | 72 61 |                 |
|                           |          |       |       |                |       | 85    | A Kent St.      | 34 62 | 196   | A Milwaukee          | 68 71 |                 |
|                           |          |       |       |                |       |       |                 |       | 196   | H Milwaukee          | 67 47 |                 |
|                           |          |       |       |                |       |       |                 |       | 198   | H Robert Morris      | 69 59 |                 |
|                           |          |       |       |                |       |       |                 |       | 229   | H Saint Francis (PA) | 80 56 |                 |
|                           |          |       |       |                |       |       |                 |       | 243   | H Loyola Chicago     | 74 63 |                 |
|                           |          |       |       |                |       |       |                 |       | 253   | A Northern Ky.       | 62 65 |                 |
|                           |          |       |       |                |       |       |                 |       | 253   | H Northern Ky.       | 77 66 |                 |
|                           |          |       |       |                |       |       |                 |       | 281   | A Canisius           | 62 36 |                 |
|                           |          |       |       |                |       |       |                 |       | 283   | H Cleveland St.      | 73 55 |                 |
|                           |          |       |       |                |       |       |                 |       | 310   | A Oakland            | 69 55 |                 |
|                           |          |       |       |                |       |       |                 |       | 310   | H Oakland            | 76 61 |                 |
|                           |          |       |       |                |       |       |                 |       | 333   | A Detroit Mercy      | 85 59 |                 |
|                           |          |       |       |                |       |       |                 |       | 333   | H Detroit Mercy      | 91 45 |                 |
|                           |          |       |       |                |       |       |                 |       | 337   | A UIC                | 83 59 |                 |
|                           |          |       |       |                |       |       |                 |       | 337   | H UIC                | 81 29 |                 |
| LAST 12 Division I GAMES: |          |       |       |                |       |       |                 |       |       |                      |       |                 |
|                           |          |       | 63    | A Wright St.   | 65 70 | 333   | H Detroit Mercy | 91 45 |       |                      |       |                 |
|                           |          |       | 253   | A Northern Ky. | 62 65 | 310   | H Oakland       | 76 61 |       |                      |       |                 |
|                           |          |       | 196   | H Milwaukee    | 67 47 | 283   | H Cleveland St. | 73 55 |       |                      |       |                 |
|                           |          |       | 75    | H Green Bay    | 70 59 | 253   | H Northern Ky.  | 77 66 |       |                      |       |                 |
|                           |          |       | 337   | A UIC          | 83 59 | 63    | H Wright St.    | 83 68 |       |                      |       |                 |
|                           |          |       | 130   | A IUPUI        | 44 64 | 75    | A Green Bay     | 42 60 |       |                      |       |                 |

Non-Div I Games: Thiel 76 53 Carlow 90 31

Youngstown St.