

Average RPI Win: 294		WON-LOST RECORD	WINNING PCT. RANK	LAST 10 GAMES	STRENGTH OF SCHEDULE	OPP. STRENGTH OF SCHEDULE	TEAM RPI	ADJ. RPI	CONF. RPI	ADJ. CONF. RPI
Average RPI Loss: 172										
DIV. I ONLY		13- 10	135	7- 3	315	341	224	224	27	27
DIV. I NON-CONF.		3- 4	209	0- 0	234	349	245	245	26	26
TOTALS		RPI 1-25	RPI 26-50	W-L RECORDS	RPI 51-100	RPI 101-999	RPI 201+			
13- 10	0- 0		0- 0	OVERALL	0- 2	13- 8	13- 4			
8- 3	0- 0		0- 0	HOME	0- 1	8- 2	8- 0			
3- 7	0- 0		0- 0	AWAY	0- 0	3- 1	3- 1			
2- 0	0- 0		0- 0	NEUTRAL	0- 0	2- 0	2- 0			
3- 4	0- 0		0- 0	NON-CONFERENCE	0- 0	3- 4	3- 2			
1- 1	0- 0		0- 0	HOME	0- 0	1- 1	1- 0			
0- 3	0- 0		0- 0	AWAY	0- 0	0- 3	0- 2			
2- 0	0- 0		0- 0	NEUTRAL	0- 0	2- 0	2- 0			
10- 6	0- 0		0- 0	CONFERENCE	0- 2	10- 4	10- 2			
7- 2	0- 0		0- 0	HOME	0- 1	7- 1	7- 0			
3- 4	0- 0		0- 0	AWAY	0- 1	3- 3	3- 2			
0- 0	0- 0		0- 0	NEUTRAL	0- 0	0- 0	0- 0			

[illegible]

Non-Div I Games:	Tex. A&M Int'l	53	34	St. Thomas Houston	72	42	McMurry	62	43	Texas Lutheran	87	56	A&M-Corpus Christi
------------------	----------------	----	----	--------------------	----	----	---------	----	----	----------------	----	----	--------------------

■ Loss, ■ Non-Conf, S Site, H Home A Away N Neutral

Average RPI Win:	281
Average RPI Loss:	158

DIV. I ONLY	11- 11	177	3- 7	301	285	236	236	27	27
DIV. I NON-CONF.	2- 4	239	0- 0	135	177	228	228	26	26
TOTALS	RPI 1-25	RPI 26-50	W-L RECORDS	RPI 51-100	RPI 101-999	RPI 201+			
11- 11	0- 0	0- 0	OVERALL	0- 2	11- 9	10- 4			
8- 2	0- 0	0- 0	HOME	0- 1	8- 1	7- 0			
2- 8	0- 0	0- 0	AWAY	0- 1	2- 7	2- 4			
1- 1	0- 0	0- 0	NEUTRAL	0- 0	1- 1	1- 0			
2- 4	0- 0	0- 0	NON-CONFERENCE	0- 1	2- 3	1- 1			
1- 1	0- 0	0- 0	HOME	0- 1	1- 0	0- 0			
0- 2	0- 0	0- 0	AWAY	0- 0	0- 2	0- 1			
1- 1	0- 0	0- 0	NEUTRAL	0- 0	1- 1	1- 0			
9- 7	0- 0	0- 0	CONFERENCE	0- 1	9- 6	9- 3			
7- 1	0- 0	0- 0	HOME	0- 0	7- 1	7- 0			
2- 6	0- 0	0- 0	AWAY	0- 1	2- 5	2- 3			
0- 0	0- 0	0- 0	NEUTRAL	0- 0	0- 0	0- 0			

[illegible]

Abi I ene Chri sti an

Average RPI Win:	280	WON-LOST	WINNING	LAST 10	STRENGTH OF	OPP. STRENGTH	TEAM	ADJ.	CONF.	ADJ CONF.
Average RPI Loss:	156	RECORD	PCT. RANK	GAMES	SCHEDULE	OF SCHEDULE	RPI	RPI	RPI	RPI
DIV. I ONLY	3- 23	332	3- 7	135	189	309	309	16	16	
DIV. I NON-CONF.	0- 10	337	0- 0	95	277	318	318	15	15	

TOTALS	RPI 1-25	RPI 26-50	W-L RECORDS	RPI 51-100	RPI 101-999	RPI 201+				
3- 23	0- 1	0- 0	OVERALL	0- 5	3- 17	3- 5				
2- 11	0- 1	0- 0	HOME	0- 2	2- 8	2- 1				
1- 12	0- 0	0- 0	AWAY	0- 3	1- 9	1- 4				
0- 0	0- 0	0- 0	NEUTRAL	0- 0	0- 0	0- 0				
0- 10	0- 1	0- 0	NON-CONFERENCE	0- 1	0- 8	0- 2				
0- 5	0- 1	0- 0	HOME	0- 0	0- 4	0- 0				
0- 5	0- 0	0- 0	AWAY	0- 1	0- 4	0- 2				
0- 0	0- 0	0- 0	NEUTRAL	0- 0	0- 0	0- 0				
3- 13	0- 0	0- 0	CONFERENCE	0- 4	3- 9	3- 3				
2- 6	0- 0	0- 0	HOME	0- 2	2- 4	2- 1				
1- 7	0- 0	0- 0	AWAY	0- 2	1- 5	1- 2				
0- 0	0- 0	0- 0	NEUTRAL	0- 0	0- 0	0- 0				

RPI 1-25				RPI 26-50				RPI 51-100				RPI 101+				Team's RPI: 309
RPI	S	Opponent	Score	RPI	S	Opponent	Score	RPI	S	Opponent	Score	RPI	S	Opponent	Score	
5	H	Louisville	50 62					80	A	UNLV	57 69	120	A	Colorado St.	50 61	
								80	H	UNLV	59 67	120	H	Colorado St.	39 40	
								88	A	Navy	64 71	130	A	Fresno St.	48 64	
								94	A	New Mexico	49 57	130	H	Fresno St.	58 64	
								94	H	New Mexico	59 88	144	H	Eastern Wash.	63 65	
												145	A	Boise St.	46 49	
												145	H	Boise St.	47 58	
												150	H	Colorado	43 68	
												154	A	Weber St.	52 62	
												160	H	Army West Point	59 65	
												164	A	SIUE	40 76	
												172	H	Denver	54 75	
												217	A	Nevada	60 70	
												254	H	San Jose St.	74 75	
												268	A	San Diego St.	56 48	
												268	H	San Diego St.	61 51	
												304	A	Utah St.	55 57	
												304	H	Utah St.	57 50	
												310	A	FIU	69 70	
												324	A	Utah Valley	56 59	

LAST 12 Division I GAMES:																
304	A	Utah St.	55 57	268	H	San Diego St.	61 51									
268	A	San Diego St.	56 48	130	A	Fresno St.	48 64									
145	H	Boise St.	47 58	145	A	Boise St.	46 49									
80	H	UNLV	59 67	304	H	Utah St.	57 50									
94	A	New Mexico	49 57	120	H	Colorado St.	39 40									
120	A	Colorado St.	50 61	254	H	San Jose St.	74 75									

Non-Div I Games: Colo. Christian 66 68

Air Force

Loss,
Non-Conf, S Site,
H Home
A Away
N Neutral

Average RPI Win: 233

Average RPI Loss: 77

WON-LOST
RECORDWINNING
PCT. RANKLAST 10
GAMESSTRENGTH OF
SCHEDULEOPP. STRENGTH
OF SCHEDULETEAM
RPIADJ.
RPICONF.
RPIADJ CONF.
RPIDIV. I ONLY
DIV. I NON-CONF.7- 19
5- 5288
1702- 8
0- 052
9196
196216
172216
1727
87
8

TOTALS

RPI 1-25

RPI 26-50

W-L RECORDS

RPI 51-100

RPI 101-999

RPI 201+

7- 19

0- 3

0- 3

OVERALL

0- 8

7- 5

4- 1

5- 9

0- 2

0- 2

HOME

0- 2

5- 3

3- 1

1- 9

0- 1

0- 1

AWAY

0- 5

1- 2

1- 0

1- 1

0- 0

0- 0

NEUTRAL

0- 1

1- 0

0- 0

5- 5

0- 1

0- 0

NON-CONFERENCE

0- 4

5- 0

3- 0

4- 2

0- 1

0- 0

HOME

0- 1

4- 0

3- 0

0- 2

0- 0

0- 0

AWAY

0- 2

0- 0

0- 0

1- 1

0- 0

0- 0

NEUTRAL

0- 1

1- 0

0- 0

2- 14

0- 2

0- 3

CONFERENCE

0- 4

2- 5

1- 1

1- 7

0- 1

0- 2

HOME

0- 1

1- 3

0- 1

1- 7

0- 1

0- 1

AWAY

0- 3

1- 2

1- 0

0- 0

0- 0

0- 0

NEUTRAL

0- 0

0- 0

0- 0

RPI 1-25

RPI 26-50

RPI 51-100

RPI 101+

Team's RPI: 216

RPI	S	Opponent	Score
13	A	Buffalo	71 85
13	H	Buffalo	66 89
21	H	Maryland	54 75

RPI	S	Opponent	Score
27	H	Central Mich.	86 95
36	A	Ball St.	65 97
36	H	Ball St.	61 74

RPI	S	Opponent	Score
51	H	FGCU	63 82
55	N	Harvard	63 76
63	A	Toledo	54 60
72	A	Duquesne	60 66
82	A	Ohio	67 70
84	A	Miami (OH)	67 75
84	H	Miami (OH)	50 77
93	A	Bucknell	52 63

RPI	S	Opponent	Score
117	A	Western Mich.	60 76
117	H	Western Mich.	51 59
121	H	Northern Ill.	61 84
152	H	Youngstown St.	75 58
162	A	Kent St.	55 60
162	H	Kent St.	75 60
164	N	SIUE	59 58
207	H	Bowling Green	64 66
211	A	Eastern Mich.	77 65
287	H	Southeastern La.	66 54
312	H	Eastern Ky.	62 45
340	H	Winthrop	69 43

LAST 12 Division I GAMES:

162	A	Kent St.	55	60	36	A	Ball St.	65	97
84	H	Miami (OH)	50	77	162	H	Kent St.	75	60
13	A	Buffalo	71	85	117	H	Western Mich.	51	59
211	A	Eastern Mich.	77	65	27	H	Central Mich.	86	95
121	H	Northern Ill.	61	84	84	A	Miami (OH)	67	75
117	A	Western Mich.	60	76	207	H	Bowling Green	64	66

Non-Div I Games: Ohio Christian 93 33

Akron

Loss,
Non-Conf,
S Site,
H Home
A Away
N Neutral

Average RPI Loss: 48

DIV. I ONLY	17- 12	123	4- 6	70	73	86	86	2	2
DIV. I NON-CONF.	10- 3	52	0- 0	178	284	82	82	2	2
TOTALS	RPI 1-25	RPI 26-50	W-L RECORDS	RPI 51-100	RPI 101-999	RPI 201+			
17- 12	2- 6	0- 2	OVERALL	3- 3	12- 1	7- 0			
11- 5	1- 3	0- 1	HOME	3- 0	7- 1	5- 0			
6- 5	1- 2	0- 0	AWAY	0- 3	5- 0	2- 0			
0- 2	0- 1	0- 1	NEUTRAL	0- 0	0- 0	0- 0			
10- 3	0- 1	0- 1	NON-CONFERENCE	2- 1	8- 0	7- 0			
8- 0	0- 0	0- 0	HOME	2- 0	6- 0	5- 0			
2- 1	0- 0	0- 0	AWAY	0- 1	2- 0	2- 0			
0- 2	0- 1	0- 1	NEUTRAL	0- 0	0- 0	0- 0			
7- 9	2- 5	0- 1	CONFERENCE	1- 2	4- 1	0- 0			
3- 5	1- 3	0- 1	HOME	1- 0	1- 1	0- 0			
4- 4	1- 2	0- 0	AWAY	0- 2	3- 0	0- 0			
0- 0	0- 0	0- 0	NEUTRAL	0- 0	0- 0	0- 0			

RPI 1-25				RPI 26-50				RPI 51-100				Team's RPI : 86				RPI 101+			
RPI	S	Opponent	Score	RPI	S	Opponent	Score	RPI	S	Opponent	Score	RPI	S	Opponent	Score	RPI	S	Opponent	Score
3	A	Mississippi St.	61 75	28	H	Georgia	43 49	78	A	TCU	67 88	101	H	Utah	65 60				
9	A	Tennessee	72 63	47	N	Elon	55 60	89	A	Kentucky	54 79	136	H	Vanderbilt	77 75				
17	H	South Carolina	66 79					90	H	Missouri St.	65 61	139	A	Arkansas	83 76				
18	H	Texas A&M	54 73					97	A	Auburn	60 69	139	H	Arkansas	66 74				
19	H	Missouri	56 62					97	H	Auburn	70 60	157	A	Florida	63 54				
20	N	NC State	49 68					100	H	Jacksonville	75 60	165	A	Ole Miss	82 79				
25	A	LSU	78 79									208	H	SMU	59 44				
25	H	LSU	65 51									227	H	Grambling	73 49				
												262	A	Lipscomb	73 51				
												297	H	Murray St.	68 47				
												318	H	Alabama A&M	90 32				
												326	A	Ga. Southern	84 36				
												344	H	Florida A&M	91 55				
LAST 12 Division I GAMES:																			
25	A	LSU	78 79	139	H	Arkansas	66 74												
28	H	Georgia	43 49	97	A	Auburn	60 69												
97	H	Auburn	70 60	89	A	Kentucky	54 79												
9	A	Tennessee	72 63	136	H	Vanderbilt	77 75												
165	A	Ole Miss	82 79	18	H	Texas A&M	54 73												
17	H	South Carolina	66 79	3	A	Mississippi St.	61 75												

Non-Div I Games:

Alabama

Average RPI Win:	318	WON-LOST	WINNING	LAST 10	STRENGTH OF	OPP. STRENGTH	TEAM	ADJ.	CONF.	ADJ CONF.
Average RPI Loss:	223	RECORD	PCT. RANK	GAMES	SCHEDULE	OF SCHEDULE	RPI	RPI	RPI	RPI
DIV. I ONLY	10- 17	243	2- 8	348	345	318	318	32	32	
DIV. I NON-CONF.	5- 6	187	0- 0	306	339	238	238	32	32	

TOTALS	RPI 1-25	RPI 26-50	W-L RECORDS	RPI 51-100	RPI 101-999	RPI 201+				
10- 17	0- 0	0- 0	OVERALL	0- 2	10- 15	10- 11				
5- 5	0- 0	0- 0	HOME	0- 0	5- 5	5- 4				
5- 11	0- 0	0- 0	AWAY	0- 0	5- 6	5- 5				
0- 1	0- 0	0- 0	NEUTRAL	0- 0	0- 1	0- 0				
5- 6	0- 0	0- 0	NON-CONFERENCE	0- 2	5- 4	5- 2				
2- 1	0- 0	0- 0	HOME	0- 0	2- 1	2- 1				
3- 4	0- 0	0- 0	AWAY	0- 2	3- 2	3- 1				
0- 1	0- 0	0- 0	NEUTRAL	0- 0	0- 1	0- 0				
5- 11	0- 0	0- 0	CONFERENCE	0- 0	5- 11	5- 9				
3- 4	0- 0	0- 0	HOME	0- 0	3- 4	3- 3				
2- 7	0- 0	0- 0	AWAY	0- 0	2- 7	2- 6				
0- 0	0- 0	0- 0	NEUTRAL	0- 0	0- 0	0- 0				

RPI 1-25				RPI 26-50				RPI 51-100				RPI 101+				Team's RPI: 318	
RPI	S	Opponent	Score	RPI	S	Opponent	Score	RPI	S	Opponent	Score	RPI	S	Opponent	Score		
								83	A	UAB	58	85	147	N	Hartford	47	56
								86	A	Al abama	32	90	174	A	Southern U.	62	77
												174	H	Southern U.	46	58	
												183	A	Jacksonville St.	33	49	
												227	A	Grambl ing	49	78	
												234	A	Texas Southern	43	60	
												234	H	Texas Southern	49	55	
												242	H	Austin Peay	52	55	
												247	A	Prai rie View	73	84	
												247	H	Prai rie View	48	55	
												262	A	Lipscomb	50	66	
												287	A	Southeastern La.	76	74	
												296	A	Al corn	52	57	
												296	H	Al corn	74	63	
												297	H	Murray St.	71	54	
												307	A	Al abama St.	78	69	
												307	H	Al abama St.	44	55	
												310	A	FIU	58	51	
												320	A	Jackson St.	43	59	
												329	A	Tennessee St.	77	75	
												331	A	Ark. -Pi ne Bl uff	48	57	
												331	H	Ark. -Pi ne Bl uff	52	49	
												339	A	Mi ssi ssi ppi Val .	57	49	
												339	H	Mi ssi ssi ppi Val .	65	48	
												349	H	Evansvi lle	70	56	

LAST 12 Di vi si on I GAMES:																	
				247	A	Prai rie View	73	84	331	A	Ark. -Pi ne Bl uff	48	57				
				234	A	Texas Southern	43	60	247	H	Prai rie View	48	55				
				174	H	Southern U.	46	58	234	H	Texas Southern	49	55				
				296	H	Al corn	74	63	174	A	Southern U.	62	77				
				307	H	Al abama St.	44	55	296	A	Al corn	52	57				
				339	A	Mi ssi ssi ppi Val .	57	49	307	A	Al abama St.	78	69				

Non-Div I Games:

Alabama A&M

■ Loss,
 ■ Non-Conf,
 ■ S Site,
 ■ Home
 ■ A Away
 N Neutral

Average RPI Win:	299	WON-LOST	WINNING	LAST 10	STRENGTH OF	OPP. STRENGTH	TEAM	ADJ.	CONF.	ADJ CONF.
Average RPI Loss:	193	RECORD	PCT. RANK	GAMES	SCHEDULE	OF SCHEDULE	RPI	RPI	RPI	RPI
DIV. I ONLY	7- 19	288	4- 6	260	336	307	307	32	32	
DIV. I NON-CONF.	1- 9	318	0- 0	38	161	263	263	32	32	

TOTALS	RPI 1-25	RPI 26-50	W-L RECORDS	RPI 51-100	RPI 101-999	RPI 201+				
7- 19	0- 2	0- 0	OVERALL	0- 2	7- 15	6- 10				
5- 5	0- 0	0- 0	HOME	0- 0	5- 5	4- 3				
2- 13	0- 2	0- 0	AWAY	0- 2	2- 9	2- 7				
0- 1	0- 0	0- 0	NEUTRAL	0- 0	0- 1	0- 0				
1- 9	0- 2	0- 0	NON-CONFERENCE	0- 2	1- 5	1- 1				
1- 2	0- 0	0- 0	HOME	0- 0	1- 2	1- 0				
0- 6	0- 2	0- 0	AWAY	0- 2	0- 2	0- 1				
0- 1	0- 0	0- 0	NEUTRAL	0- 0	0- 1	0- 0				
6- 10	0- 0	0- 0	CONFERENCE	0- 0	6- 10	5- 9				
4- 3	0- 0	0- 0	HOME	0- 0	4- 3	3- 3				
2- 7	0- 0	0- 0	AWAY	0- 0	2- 7	2- 6				
0- 0	0- 0	0- 0	NEUTRAL	0- 0	0- 0	0- 0				

RPI 1-25				RPI 26-50				RPI 51-100				RPI 101+ Team's RPI: 307			
RPI	S	Opponent	Score	RPI	S	Opponent	Score	RPI	S	Opponent	Score	RPI	S	Opponent	Score
9	A	Tennessee	51 104					52	A	Miami (FL)	31 79	123	N	SFA	50 77
17	A	South Carolina	31 99					83	A	UAB	44 61	167	H	South Ala.	47 59
												168	H	Troy	63 93
												171	A	Samford	39 58
												174	A	Southern U.	58 66
												174	H	Southern U.	58 56
												206	A	Southern Miss.	35 72
												227	A	Grambling	71 93
												234	A	Texas Southern	48 76
												234	H	Texas Southern	39 71
												247	A	Prairie View	63 69
												247	H	Prairie View	70 68
												296	A	Alcorn	41 73
												296	H	Alcorn	57 65
												318	A	Alabama A&M	55 44
												318	H	Alabama A&M	69 78
												320	A	Jackson St.	61 70
												331	A	Ark. -Pine Bluff	53 55
												331	H	Ark. -Pine Bluff	63 54
												339	A	Mississippi Val.	70 62
												339	H	Mississippi Val.	76 41
												342	H	Savannah St.	81 61
LAST 12 Division I GAMES:															
234	A	Texas Southern	48 76	339	A	Mississippi Val.	70 62								
247	A	Prairie View	63 69	234	H	Texas Southern	39 71								
296	H	Alcorn	57 65	247	H	Prairie View	70 68								
174	H	Southern U.	58 56	296	A	Alcorn	41 73								
318	A	Alabama A&M	55 44	174	A	Southern U.	58 66								
331	A	Ark. -Pine Bluff	53 55	318	H	Alabama A&M	69 78								

Non-Div I Games: Mobile 61 50

Alabama St.

Loss,
Non-Conf,
S Site,
H Home
A Away
N Neutral

Average RPI Win:	219	WON-LOST	WINNING	LAST 10	STRENGTH OF	OPP. STRENGTH	TEAM	ADJ.	CONF.	ADJ CONF.
Average RPI Loss:	132	RECORD	PCT. RANK	GAMES	SCHEDULE	OF SCHEDULE	RPI	RPI	RPI	RPI
DIV. I ONLY	23- 6	28	7- 3	238	222	79	79	20	20	
DIV. I NON-CONF.	11- 2	22	0- 0	224	158	64	64	24	24	

TOTALS	RPI 1-25	RPI 26-50	W-L RECORDS	RPI 51-100	RPI 101-999	RPI 201+				
23- 6	0- 1	0- 0	OVERALL	2- 2	21- 3	11- 1				
12- 1	0- 0	0- 0	HOME	2- 1	10- 0	5- 0				
9- 5	0- 1	0- 0	AWAY	0- 1	9- 3	6- 1				
2- 0	0- 0	0- 0	NEUTRAL	0- 0	2- 0	0- 0				
11- 2	0- 1	0- 0	NON-CONFERENCE	1- 1	10- 0	6- 0				
4- 1	0- 0	0- 0	HOME	1- 1	3- 0	2- 0				
5- 1	0- 1	0- 0	AWAY	0- 0	5- 0	4- 0				
2- 0	0- 0	0- 0	NEUTRAL	0- 0	2- 0	0- 0				
12- 4	0- 0	0- 0	CONFERENCE	1- 1	11- 3	5- 1				
8- 0	0- 0	0- 0	HOME	1- 0	7- 0	3- 0				
4- 4	0- 0	0- 0	AWAY	0- 1	4- 3	2- 1				
0- 0	0- 0	0- 0	NEUTRAL	0- 0	0- 0	0- 0				

RPI	S	Opponent	Score	RPI	S	Opponent	Score	RPI	S	Opponent	Score	RPI	S	Opponent	Score
21	A	Maryland	58 91					70	H	St. John's (NY)	66 71	106	H	Dartmouth	76 61
								73	H	Fordham	59 52	121	N	Northern Ill.	97 91
								77	A	Maine	69 74	147	A	Hartford	55 70
								77	H	Maine	68 54	147	H	Hartford	66 53
												151	A	Binghamton	57 53
												151	H	Binghamton	63 46
												158	N	Southern Ill.	68 57
												180	A	Stony Brook	72 68
												180	H	Stony Brook	64 58
												186	A	New Hampshire	68 74
												186	H	New Hampshire	66 53
												199	A	Siena	78 63
												245	A	Holy Cross	65 56
												253	H	St. Bonaventure	69 52
												259	A	Manhattan	62 56
												291	A	Monmouth	68 44
												292	A	Vermont	57 62
												292	H	Vermont	67 55
												294	A	Central Conn. St.	72 60
												323	A	UMBC	78 75
												323	H	UMBC	79 45
												332	H	Wagner	89 44
												347	A	UMass Lowell	61 52
												347	H	UMass Lowell	93 60
LAST 12 Division I GAMES:															
77	A	Maine	69 74	186	A	New Hampshire	68 74								
151	A	Binghamton	57 53	180	H	Stony Brook	64 58								
323	H	UMBC	79 45	292	H	Vermont	67 55								
147	H	Hartford	66 53	323	A	UMBC	78 75								
292	A	Vermont	57 62	347	A	UMass Lowell	61 52								
347	H	UMass Lowell	93 60	151	H	Binghamton	63 46								

Non-Div I Games:

Albany (NY)

Loss,
Non-Conf,
S Site,
H Home
A Away
N Neutral

Average RPI Win: 308

Average RPI Loss: 212

WON-LOST
RECORDWINNING
PCT. RANKLAST 10
GAMESSTRENGTH OF
SCHEDULEOPP. STRENGTH
OF SCHEDULETEAM
RPIADJ.
RPICONF.
RPIADJ CONF.
RPIDIV. I ONLY
DIV. I NON-CONF.8- 16
1- 7261
3104- 6
0- 0321
116349
316296
264296
26432
3232
32

TOTALS

RPI 1-25

RPI 26-50

W-L RECORDS

RPI 51-100

RPI 101-999

RPI 201+

8- 16

0- 0

0- 0

OVERALL

0- 0

8- 16

8- 8

3- 4

0- 0

0- 0

HOME

0- 0

3- 4

3- 3

5- 10

0- 0

0- 0

AWAY

0- 0

5- 4

5- 2

0- 2

0- 0

0- 0

NEUTRAL

0- 0

0- 2

0- 0

1- 7

0- 0

0- 0

NON-CONFERENCE

0- 0

1- 7

1- 1

0- 0

0- 0

0- 0

HOME

0- 0

0- 0

0- 0

1- 5

0- 0

0- 0

AWAY

0- 0

1- 5

1- 1

0- 2

0- 0

0- 0

NEUTRAL

0- 0

0- 2

0- 0

7- 9

0- 0

0- 0

CONFERENCE

0- 0

7- 9

7- 7

3- 4

0- 0

0- 0

HOME

0- 0

3- 4

3- 3

4- 5

0- 0

0- 0

AWAY

0- 0

4- 5

4- 4

0- 0

0- 0

0- 0

NEUTRAL

0- 0

0- 0

0- 0

RPI 1-25

RPI 26-50

RPI 51-100

RPI 101+

Team's RPI: 296

RPI S Opponent Score

RPI S Opponent Score

RPI S Opponent Score

RPI S Opponent Score

115 A Central Ark. 52 75

123 N SFA 79 83

132 A Wi chi ta St. 46 87

140 A Loui si ana Tech 50 87

163 A Loui si ana 47 67

174 A Southern U. 56 64

174 H Southern U. 55 75

182 N Oral Roberts 52 76

206 A Southern Miss. 67 72

227 A Grambl ing 51 68

227 H Grambl ing 68 75

234 A Texas Southern 57 91

247 A Prai rie View 73 72

287 A Southeastern La. 84 77

307 A Al abama St. 65 57

307 H Al abama St. 73 41

318 A Al abama A&M 63 74

318 H Al abama A&M 57 52

320 A Jackson St. 69 94

320 H Jackson St. 51 74

331 A Ark. -Pi ne Bl uff 80 77

331 H Ark. -Pi ne Bl uff 76 58

339 A Mi ssi ssi ppi Val . 76 70

339 H Mi ssi ssi ppi Val . 61 62

LAST 12 Di vi si on I GAMES:

174 H Southern U. 55 75 320 A Jackson St. 69 94

307 A Al abama St. 65 57 174 A Southern U. 56 64

318 A Al abama A&M 63 74 307 H Al abama St. 73 41

331 H Ark. -Pi ne Bl uff 76 58 318 H Al abama A&M 57 52

339 H Mi ssi ssi ppi Val . 61 62 331 A Ark. -Pi ne Bl uff 80 77

227 A Grambl ing 51 68 339 A Mi ssi ssi ppi Val . 76 70

Non-Di v I Games:

Tougal oo

76 64

Blue Mountain (MS) 76

35

LeMoyne-Owen

81 54

Al corn

Loss, Non-Conf, S Site, H Home A Away N Neutral

Average RPI Win:	207	WON-LOST	WINNING	LAST 10	STRENGTH OF	OPP. STRENGTH	TEAM	ADJ.	CONF.	ADJ CONF.
Average RPI Loss:	87	RECORD	PCT. RANK	GAMES	SCHEDULE	OF SCHEDULE	RPI	RPI	RPI	RPI
DIV. I ONLY	23- 5	19	9- 1	212	140	60	60	15	15	
DIV. I NON-CONF.	7- 4	102	0- 0	228	90	106	106	18	18	
<hr/>										
TOTALS	RPI 1-25	RPI 26-50	W-L RECORDS	RPI 51-100	RPI 101-999	RPI 201+				
23- 5	0- 0	0- 1	OVERALL	3- 2	20- 2	14- 0				
13- 0	0- 0	0- 0	HOME	3- 0	10- 0	6- 0				
10- 4	0- 0	0- 0	AWAY	0- 2	10- 2	8- 0				
0- 1	0- 0	0- 1	NEUTRAL	0- 0	0- 0	0- 0				
7- 4	0- 0	0- 1	NON-CONFERENCE	1- 1	6- 2	4- 0				
4- 0	0- 0	0- 0	HOME	1- 0	3- 0	1- 0				
3- 3	0- 0	0- 0	AWAY	0- 1	3- 2	3- 0				
0- 1	0- 0	0- 1	NEUTRAL	0- 0	0- 0	0- 0				
16- 1	0- 0	0- 0	CONFERENCE	2- 1	14- 0	10- 0				
9- 0	0- 0	0- 0	HOME	2- 0	7- 0	5- 0				
7- 1	0- 0	0- 0	AWAY	0- 1	7- 0	5- 0				
0- 0	0- 0	0- 0	NEUTRAL	0- 0	0- 0	0- 0				

American

American

RPI S Opponent	Score	RPI S Opponent	Score	RPI S Opponent	Score	RPI S Opponent	Score
		26 N Villanova	60 65	87 H Penn St.	75 66	104 A George Mason	53 71
				88 H Navy	46 41	114 A Delaware	56 72
				93 A Bucknell I	52 57	152 H Youngstown St.	78 72
				93 H Bucknell I	68 58	160 A Army West Point	64 46
				96 A George Washington	44 61	160 H Army West Point	71 63
						172 H Denver	66 53
						184 A Lehigh	60 44
						184 H Lehigh	82 64
						209 A Tulsa	72 67
						212 A Boston U.	61 54
						212 H Boston U.	66 50
						230 A Lafayette	74 67
						230 H Lafayette	74 66
						235 A Loyola Maryland	71 58
						235 H Loyola Maryland	69 56
						243 H La Salle	66 48
						245 A Holy Cross	68 63
						245 H Holy Cross	72 57
						282 A Colgate	77 55
						282 H Colgate	67 44
						292 A Vermont	64 62
						323 A UMBC	61 48
LAST 12 Division I GAMES:							
93 A Bucknell I	52 57	160 H Army West Point	71 63				
245 H Holy Cross	72 57	282 H Colgate	67 44				
230 H Lafayette	74 66	245 A Holy Cross	68 63				
212 A Boston U.	61 54	230 A Lafayette	74 67				
184 A Lehigh	60 44	212 H Boston U.	66 50				
235 H Loyola Maryland	69 56	184 H Lehigh	82 64				

Non-Div I Games:

American

Average RPI Win:	275	WON-LOST	WINNING	LAST 10	STRENGTH OF	OPP. STRENGTH	TEAM	ADJ.	CONF.	ADJ CONF.
Average RPI Loss:	150	RECORD	PCT. RANK	GAMES	SCHEDULE	OF SCHEDULE	RPI	RPI	RPI	RPI
DIV. I ONLY	7- 21	296	2- 8	148	257	271	271	22	22	
DIV. I NON-CONF.	2- 9	295	0- 0	159	184	261	261	23	23	

TOTALS	RPI 1-25	RPI 26-50	W-L RECORDS	RPI 51-100	RPI 101-999	RPI 201+				
7- 21	0- 0	0- 0	OVERALL	0- 2	7- 19	6- 3				
4- 8	0- 0	0- 0	HOME	0- 2	4- 6	3- 0				
3- 13	0- 0	0- 0	AWAY	0- 0	3- 6	3- 2				
0- 0	0- 0	0- 0	NEUTRAL	0- 0	0- 0	0- 0				
2- 9	0- 0	0- 0	NON-CONFERENCE	0- 2	2- 7	2- 1				
0- 4	0- 0	0- 0	HOME	0- 2	0- 2	0- 0				
2- 5	0- 0	0- 0	AWAY	0- 0	2- 5	2- 1				
0- 0	0- 0	0- 0	NEUTRAL	0- 0	0- 0	0- 0				
5- 12	0- 0	0- 0	CONFERENCE	0- 0	5- 12	4- 2				
4- 4	0- 0	0- 0	HOME	0- 0	4- 4	3- 0				
1- 8	0- 0	0- 0	AWAY	0- 0	1- 8	1- 2				
0- 0	0- 0	0- 0	NEUTRAL	0- 0	0- 0	0- 0				

RPI 1-25				RPI 26-50				RPI 51-100				RPI 101+				Team's RPI: 271
RPI	S	Opponent	Score	RPI	S	Opponent	Score	RPI	S	Opponent	Score	RPI	S	Opponent	Score	
								65	H	Georgi a Tech	41 75	103	A	Little Rock	35 61	
								83	H	UAB	59 70	103	H	Little Rock	40 52	
												108	A	Wake Forest	49 78	
												110	A	North Carolina	43 56	
												113	H	ETSU	57 70	
												143	A	Texas St.	50 92	
												143	H	Texas St.	54 69	
												149	A	Radford	40 61	
												163	A	Louisiana	45 61	
												167	A	South Ala.	52 54	
												167	H	South Ala.	57 56	
												168	A	Troy	74 81	
												168	H	Troy	64 93	
												169	A	UT Arlington	48 49	
												169	H	UT Arlington	60 64	
												173	A	N. C. A&T	56 81	
												178	H	Davison	57 59	
												213	A	Arkansas St.	52 69	
												213	H	Arkansas St.	68 66	
												225	A	UNC Asheville	60 69	
												233	A	Coastal Caro.	68 73	
												273	A	Col. of Charleston	76 70	
												301	A	Marshall	56 54	
												308	H	Georgia St.	77 62	
												326	H	Ga. Southern	87 56	
												337	A	La. -Monroe	71 67	

LAST 12 Division I GAMES:																
				103	A	Little Rock	35 61	169	A	UT Arlington	48 49					
				213	A	Arkansas St.	52 69	213	H	Arkansas St.	68 66					
				168	H	Troy	64 93	103	H	Little Rock	40 52					
				167	H	South Ala.	57 56	167	A	South Ala.	52 54					
				233	A	Coastal Caro.	68 73	168	A	Troy	74 81					
				143	A	Texas St.	50 92	326	H	Ga. Southern	87 56					

Non-Div I Games:

Appalachian St.

Average RPI Win:	257	WON-LOST	WINNING	LAST 10	STRENGTH OF	OPP. STRENGTH	TEAM	ADJ.	CONF.	ADJ CONF.
Average RPI Loss:	103	RECORD	PCT. RANK	GAMES	SCHEDULE	OF SCHEDULE	RPI	RPI	RPI	RPI
DIV. I ONLY	6- 23	316	1- 9	127	79	275	275	5	5	
DIV. I NON-CONF.	4- 7	226	0- 0	342	299	336	336	3	3	

TOTALS	RPI 1-25	RPI 26-50	W-L RECORDS	RPI 51-100	RPI 101-999	RPI 201+				
6- 23	0- 5	0- 5	OVERALL	0- 3	6- 10	4- 5				
5- 10	0- 2	0- 2	HOME	0- 1	5- 5	3- 3				
1- 12	0- 3	0- 3	AWAY	0- 1	1- 5	1- 2				
0- 1	0- 0	0- 0	NEUTRAL	0- 1	0- 0	0- 0				
4- 7	0- 0	0- 0	NON-CONFERENCE	0- 1	4- 6	4- 5				
3- 3	0- 0	0- 0	HOME	0- 0	3- 3	3- 3				
1- 3	0- 0	0- 0	AWAY	0- 0	1- 3	1- 2				
0- 1	0- 0	0- 0	NEUTRAL	0- 1	0- 0	0- 0				
2- 16	0- 5	0- 5	CONFERENCE	0- 2	2- 4	0- 0				
2- 7	0- 2	0- 2	HOME	0- 1	2- 2	0- 0				
0- 9	0- 3	0- 3	AWAY	0- 1	0- 2	0- 0				
0- 0	0- 0	0- 0	NEUTRAL	0- 0	0- 0	0- 0				

RPI 1-25				RPI 26-50				RPI 51-100				RPI 101+ Team's RPI : 275			
RPI	S	Opponent	Score	RPI	S	Opponent	Score	RPI	S	Opponent	Score	RPI	S	Opponent	Score
8	A	Oregon	44 62	33	A	Oregon St.	48 88	57	A	Arizona St.	50 75	101	A	Utah	55 89
8	H	Oregon	61 74	33	H	Oregon St.	40 65	57	H	Arizona St.	45 69	101	H	Utah	56 80
10	A	UCLA	46 69	40	A	Cal i forni a	39 63	78	N	TCU	59 68	107	H	Washington St.	60 78
15	A	Stanford	42 79	40	H	Cal i forni a	51 53					133	A	Loyol a Marymount	70 84
15	H	Stanford	46 61	45	A	Southern Cal i forni a	52 78					150	A	Colorado	60 79
												150	H	Colorado	72 63
												200	H	Washington	72 70
												214	A	CSUN	63 66
												221	H	New Mexico St.	83 44
												249	H	Hawai i	60 65
												268	H	San Diego St.	67 78
												299	H	Long Beach St.	72 80
												302	A	Northern Ariz.	66 84
												304	A	Utah St.	65 49
												330	H	Southern Utah	76 74
												338	H	Iona	71 58
LAST 12 Di vi si on I GAMES:															
8	H	Oregon	61 74	200	H	Washi ngton	72 70								
33	H	Oregon St.	40 65	107	H	Washi ngton St.	60 78								
57	H	Ari zona St.	45 69	15	A	Stanford	42 79								
57	A	Ari zona St.	50 75	40	A	Cal i forni a	39 63								
45	A	Southern Cal i forni a	52 78	101	H	Utah	56 80								
10	A	UCLA	46 69	150	H	Col orado	72 63								

Non-Di v I Games:

Ari zona

Average RPI Win:	162	WON-LOST	WINNING	LAST 10	STRENGTH OF	OPP. STRENGTH	TEAM	ADJ.	CONF.	ADJ CONF.
Average RPI Loss:	26	RECORD	PCT. RANK	GAMES	SCHEDULE	OF SCHEDULE	RPI	RPI	RPI	RPI
DIV. I ONLY	19- 11	101	5- 5	38	44	57	57	5	5	
DIV. I NON-CONF.	9- 3	61	0- 0	96	37	57	57	3	3	

TOTALS	RPI 1-25	RPI 26-50	W-L RECORDS	RPI 51-100	RPI 101-999	RPI 201+				
19- 11	2- 7	2- 3	OVERALL	0- 0	15- 1	7- 0				
13- 3	2- 1	1- 1	HOME	0- 0	10- 1	5- 0				
5- 6	0- 4	1- 2	AWAY	0- 0	4- 0	1- 0				
1- 2	0- 2	0- 0	NEUTRAL	0- 0	1- 0	1- 0				
9- 3	1- 3	0- 0	NON-CONFERENCE	0- 0	8- 0	5- 0				
7- 0	1- 0	0- 0	HOME	0- 0	6- 0	4- 0				
1- 1	0- 1	0- 0	AWAY	0- 0	1- 0	0- 0				
1- 2	0- 2	0- 0	NEUTRAL	0- 0	1- 0	1- 0				
10- 8	1- 4	2- 3	CONFERENCE	0- 0	7- 1	2- 0				
6- 3	1- 1	1- 1	HOME	0- 0	4- 1	1- 0				
4- 5	0- 3	1- 2	AWAY	0- 0	3- 0	1- 0				
0- 0	0- 0	0- 0	NEUTRAL	0- 0	0- 0	0- 0				

RPI 1-25				RPI 26-50				RPI 51-100 Team's RPI: 57				RPI 101+			
RPI	S	Opponent	Score	RPI	S	Opponent	Score	RPI	S	Opponent	Score	RPI	S	Opponent	Score
3	N	Mississippi St.	57 65	33	A	Oregon St.	54 57					101	A	Utah	83 81
7	A	Florida St.	66 77	33	H	Oregon St.	60 64					101	H	Utah	56 58
8	A	Oregon	64 74	40	A	Cal i forni a	57 42					107	H	Washington St.	77 51
8	H	Oregon	44 57	40	H	Cal i forni a	80 71					130	A	Fresno St.	81 49
10	A	UCLA	63 71	45	A	Southern Cal i forni a	62 77					139	H	Arkansas	89 43
13	H	Buffalo	76 57									148	H	Idaho	77 33
15	A	Stanford	50 74									150	A	Col orado	72 47
15	H	Stanford	73 66									150	H	Col orado	73 59
22	N	Green Bay	48 61									200	H	Washing ton	61 41

LAST 12 Division I GAMES:															
33	H	Oregon St.	60 64	107	H	Washington St.	77 51								
8	H	Oregon	44 57	200	H	Washington	61 41								
275	A	Ari zona	69 45	40	A	Cal i forni a	57 42								
275	H	Ari zona	75 50	15	A	Stanford	50 74								
10	A	UCLA	63 71	150	H	Col orado	73 59								
45	A	Southern Cal i forni a	62 77	101	H	Utah	56 58								

Non-Div I Games:

Arizona St.

Average RPI Win:	304	WON-LOST	WINNING	LAST 10	STRENGTH OF	OPP. STRENGTH	TEAM	ADJ.	CONF.	ADJ CONF.
Average RPI Loss:	216	RECORD	PCT. RANK	GAMES	SCHEDULE	OF SCHEDULE	RPI	RPI	RPI	RPI
DIV. I ONLY	5- 20	317	4- 6	300	342	331	331	32	32	
DIV. I NON-CONF.	0- 8	337	0- 0	167	84	333	333	32	32	

TOTALS	RPI 1-25	RPI 26-50	W-L RECORDS	RPI 51-100	RPI 101-999	RPI 201+				
5- 20	0- 1	0- 1	OVERALL	0- 1	5- 17	5- 14				
3- 5	0- 0	0- 0	HOME	0- 0	3- 5	3- 4				
2- 13	0- 0	0- 0	AWAY	0- 0	2- 0	2- 0				
0- 2	0- 0	0- 0	NEUTRAL	0- 0	0- 2	0- 1				
0- 8	0- 1	0- 1	NON-CONFERENCE	0- 1	0- 5	0- 4				
0- 0	0- 0	0- 0	HOME	0- 0	0- 0	0- 0				
0- 6	0- 1	0- 1	AWAY	0- 1	0- 3	0- 3				
0- 2	0- 0	0- 0	NEUTRAL	0- 0	0- 2	0- 1				
5- 12	0- 0	0- 0	CONFERENCE	0- 0	5- 12	5- 10				
3- 5	0- 0	0- 0	HOME	0- 0	3- 5	3- 4				
2- 7	0- 0	0- 0	AWAY	0- 0	2- 7	2- 6				
0- 0	0- 0	0- 0	NEUTRAL	0- 0	0- 0	0- 0				

RPI 1-25				RPI 26-50				RPI 51-100				RPI 101+				Team's RPI: 331
RPI	S	Opponent	Score	RPI	S	Opponent	Score	RPI	S	Opponent	Score	RPI	S	Opponent	Score	
16	A	Iowa	45 85	31	A	Dayton	43 81	64	A	Nebraska	52 73	174	A	Southern U.	46 59	
												174	H	Southern U.	52 71	
												190	N	Oakland	37 69	
												209	A	Tulsa	37 87	
												227	A	Grambling	63 73	
												227	H	Grambling	57 66	
												234	A	Texas Southern	52 58	
												234	H	Texas Southern	61 59	
												241	A	Texas Tech	47 74	
												242	A	Austin Peay	61 97	
												247	A	Prairie View	52 64	
												247	H	Prairie View	72 89	
												266	N	Towson	44 70	
												296	A	Alcorn	58 76	
												296	H	Alcorn	77 80	
												307	A	Alabama St.	54 63	
												307	H	Alabama St.	55 53	
												318	A	Alabama A&M	49 52	
												318	H	Alabama A&M	57 48	
												320	A	Jackson St.	66 60	
												320	H	Jackson St.	54 60	
												339	A	Mississippi Val.	64 59	
LAST 12 Division I GAMES:																
320	A	Jackson St.	66 60	307	H	Alabama St.	55 53									
227	A	Grambling	63 73	318	H	Alabama A&M	57 48									
234	H	Texas Southern	61 59	320	H	Jackson St.	54 60									
247	H	Prairie View	72 89	227	H	Grambling	57 66									
296	A	Alcorn	58 76	234	A	Texas Southern	52 58									
174	A	Southern U.	46 59	247	A	Prairie View	52 64									

Non-Div I Games: Tougalo 71 51 Philander Smith 81 73

Ark. -Pine Bluff

Loss,
Non-Conf, S Site,
H Home
A Away
N Neutral

Average RPI	Win:	188	WON-LOST	WINNING	LAST 10	STRENGTH OF	OPP. STRENGTH	TEAM	ADJ.	CONF.	ADJ CONF.
Average RPI	Loss:	69	RECORD	PCT. RANK	GAMES	SCHEDULE	OF SCHEDULE	RPI	RPI	RPI	RPI
DIV. I ONLY		12- 17	224	1- 9	61	64	139	139	2	2	
DIV. I NON-CONF.		9- 4	82	0- 0	177	243	84	84	2	2	

TOTALS	RPI 1-25		RPI 26-50		W-L RECORDS		RPI 51-100		RPI 101-999		RPI 201+
12- 17	0- 7		0- 1		OVERALL		2- 5		10- 4		5- 0
8- 7	0- 4		0- 0		HOME		0- 2		8- 1		4- 0
3- 10	0- 3		0- 1		AWAY		2- 3		1- 3		0- 0
1- 0	0- 0		0- 0		NEUTRAL		0- 0		1- 0		1- 0
9- 4	0- 0		0- 0		NON-CONFERENCE		0- 2		9- 2		5- 0
7- 0	0- 0		0- 0		HOME		0- 0		7- 0		4- 0
1- 4	0- 0		0- 0		AWAY		0- 2		1- 2		0- 0
1- 0	0- 0		0- 0		NEUTRAL		0- 0		1- 0		1- 0
3- 13	0- 7		0- 1		CONFERENCE		2- 3		1- 2		0- 0
1- 7	0- 4		0- 0		HOME		0- 2		1- 1		0- 0
2- 6	0- 3		0- 1		AWAY		2- 1		0- 1		0- 0
0- 0	0- 0		0- 0		NEUTRAL		0- 0		0- 0		0- 0

RPI	S	Opponent	Score	RPI	S	Opponent	Score	RPI	S	Opponent	Score	RPI	S	Opponent	Score	Team's RPI: 139
3	A	Mississippi St.	69 111	28	A	Georgia	65 78	57	A	Arizona St.	43 89	136	A	Vanderbilt	73 78	
9	H	Tennessee	85 90					64	A	Nebraska	69 80	153	H	Charlotte	73 72	
17	A	South Carolina	42 90					86	A	Alabama	74 66	156	A	Kansas	60 71	
18	H	Texas A&M	60 104					86	H	Alabama	76 83	157	H	Florida	51 65	
19	A	Missouri	54 88					89	A	Kentucky	57 78	165	H	Ole Miss	73 72	
19	H	Missouri	58 84					89	H	Kentucky	65 76	169	H	UT Arlington	91 57	
25	H	LSU	57 62					97	A	Auburn	68 58	171	H	Samford	84 63	

LAST 12 Division I GAMES:																
136	A	Vanderbilt	73 78	86	A	Alabama	74 66	198	A	UTEP	61 64	209	H	Tulsa	67 41	
18	H	Texas A&M	60 104	89	H	Kentucky	65 76	221	N	New Mexico St.	69 60	227	H	Grambling	79 62	
25	H	LSU	57 62	17	A	South Carolina	42 90	236	H	Abilene Christian	79 65	336	H	Sam Houston St.	65 54	
89	A	Kentucky	57 78	19	A	Missouri	54 88									
19	H	Missouri	58 84	157	H	Florida	51 65									
9	H	Tennessee	85 90	97	A	Auburn	68 58									

Non-Div I Games:

Arkansas

Average RPI Win:	252	WON-LOST	WINNING	LAST 10	STRENGTH OF	OPP. STRENGTH	TEAM	ADJ.	CONF.	ADJ CONF.
Average RPI Loss:	143	RECORD	PCT. RANK	GAMES	SCHEDULE	OF SCHEDULE	RPI	RPI	RPI	RPI
DIV. I ONLY	14- 13	163	5- 5	278	174	213	213	22	22	
DIV. I NON-CONF.	5- 6	187	0- 0	181	70	176	176	23	23	

TOTALS	RPI 1-25	RPI 26-50	W-L RECORDS	RPI 51-100	RPI 101-999	RPI 201+				
14- 13	0- 1	0- 0	OVERALL	0- 2	14- 10	9- 3				
9- 5	0- 0	0- 0	HOME	0- 1	9- 4	6- 1				
5- 8	0- 1	0- 0	AWAY	0- 1	5- 6	3- 2				
0- 0	0- 0	0- 0	NEUTRAL	0- 0	0- 0	0- 0				
5- 6	0- 1	0- 0	NON-CONFERENCE	0- 2	5- 3	2- 1				
4- 1	0- 0	0- 0	HOME	0- 1	4- 0	2- 0				
1- 5	0- 1	0- 0	AWAY	0- 1	1- 3	0- 1				
0- 0	0- 0	0- 0	NEUTRAL	0- 0	0- 0	0- 0				
9- 7	0- 0	0- 0	CONFERENCE	0- 0	9- 7	7- 2				
5- 4	0- 0	0- 0	HOME	0- 0	5- 4	4- 1				
4- 3	0- 0	0- 0	AWAY	0- 0	4- 3	3- 1				
0- 0	0- 0	0- 0	NEUTRAL	0- 0	0- 0	0- 0				

RPI 1-25				RPI 26-50				RPI 51-100				RPI 101+ Team's RPI: 213			
RPI	S	Opponent	Score	RPI	S	Opponent	Score	RPI	S	Opponent	Score	RPI	S	Opponent	Score
14	A	South Fla.	55 98					54	A	Indiana	51 93	103	A	Little Rock	43 53
								67	H	Belmont	52 83	103	H	Little Rock	58 64
												143	H	Texas St.	55 67
												157	A	Florida	70 69
												163	H	Louisiana	75 77
												165	A	Ole Miss	48 74
												166	A	Pittsburgh	47 87
												167	A	South Ala.	75 60
												168	A	Troy	78 95
												169	H	UT Arlington	85 80
												177	H	UT Martin	84 73
												198	H	UTEP	76 73
												209	A	Tulsa	58 68
												227	H	Grambling	76 56
												233	A	Coastal Caro.	70 63
												233	H	Coastal Caro.	65 73
												271	A	Appalachian St.	66 68
												271	H	Appalachian St.	69 52
												308	A	Georgia St.	75 58
												308	H	Georgia St.	76 63
												326	A	Ga. Southern	71 62
												326	H	Ga. Southern	69 48
												329	H	Tennessee St.	68 62
												337	H	La.-Monroe	76 62
LAST 12 Division I GAMES:															
233	H	Coastal Caro.	65 73	308	H	Georgia St.	76 63								
271	H	Appalachian St.	69 52	271	A	Appalachian St.	66 68								
103	H	Little Rock	58 64	233	A	Coastal Caro.	70 63								
167	A	South Ala.	75 60	103	A	Little Rock	43 53								
168	A	Troy	78 95	169	H	UT Arlington	85 80								
326	H	Ga. Southern	69 48	143	H	Texas St.	55 67								

Non-Div I Games:

Arkansas St.

■ Loss,
 ■ Non-Conf, S Site,
 ■ Home
 ■ Away
 N Neutral

Average RPI Win:	230	WON-LOST	WINNING	LAST 10	STRENGTH OF	OPP. STRENGTH	TEAM	ADJ.	CONF.	ADJ CONF.
Average RPI Loss:	142	RECORD	PCT. RANK	GAMES	SCHEDULE	OF SCHEDULE	RPI	RPI	RPI	RPI
DIV. I ONLY	15- 12	142	7- 3	197	208	160	160	15	15	
DIV. I NON-CONF.	6- 4	122	0- 0	222	286	146	146	18	18	

TOTALS	RPI 1-25	RPI 26-50	W-L RECORDS	RPI 51-100	RPI 101-999	RPI 201+				
15- 12	0- 1	0- 0	OVERALL	0- 5	15- 6	11- 4				
8- 5	0- 0	0- 0	HOME	0- 2	8- 3	5- 2				
7- 7	0- 1	0- 0	AWAY	0- 3	7- 3	6- 2				
0- 0	0- 0	0- 0	NEUTRAL	0- 0	0- 0	0- 0				
6- 4	0- 1	0- 0	NON-CONFERENCE	0- 0	6- 3	3- 2				
4- 1	0- 0	0- 0	HOME	0- 0	4- 1	2- 0				
2- 3	0- 1	0- 0	AWAY	0- 0	2- 2	1- 2				
0- 0	0- 0	0- 0	NEUTRAL	0- 0	0- 0	0- 0				
9- 8	0- 0	0- 0	CONFERENCE	0- 5	9- 3	8- 2				
4- 4	0- 0	0- 0	HOME	0- 2	4- 2	3- 2				
5- 4	0- 0	0- 0	AWAY	0- 3	5- 1	5- 0				
0- 0	0- 0	0- 0	NEUTRAL	0- 0	0- 0	0- 0				

RPI 1-25				RPI 26-50				RPI 51-100				RPI 101+				Team's RPI: 160
RPI	S	Opponent	Score	RPI	S	Opponent	Score	RPI	S	Opponent	Score	RPI	S	Opponent	Score	
24	A	Marquette	53 83					60	A	American	63 71	106	H	Dartmouth	71 56	
								60	H	American	46 64	114	H	Delaware	59 70	
								88	A	Navy	44 70	127	A	Yale	82 65	
								88	H	Navy	46 55	151	H	Binghamton	73 61	
								93	A	Bucknell	36 60	184	A	Lehigh	55 59	
												184	H	Lehigh	55 50	
												212	A	Boston U.	48 47	
												212	H	Boston U.	59 60	
												230	A	Lafayette	65 60	
												230	H	Lafayette	48 39	
												235	A	Loyola Maryland	69 62	
												235	H	Loyola Maryland	62 47	
												245	A	Holy Cross	66 57	
												245	H	Holy Cross	62 70	
												252	A	St. Francis Brooklyn	52 73	
												277	H	LIU Brooklyn	71 37	
												282	A	Colgate	62 54	
												282	H	Colgate	69 49	
												284	A	Fairleigh Dickinson	56 58	
												309	A	Air Force	65 59	
												341	H	NJIT	79 49	

LAST 12 Division I GAMES:																
212	A	Boston U.	48 47	60	A	American	63 71	235	H	Loyola Maryland	62 47					
282	H	Colgate	69 49	282	A	Colgate	62 54	184	A	Lehigh	55 59					
184	H	Lehigh	55 50	245	H	Holy Cross	62 70	88	A	Navy	44 70					
245	A	Holy Cross	66 57													
88	H	Navy	46 55													
230	H	Lafayette	48 39													

Non-Div I Games: St. Joseph's (Brkln)107 46

Army West Point

Average RPI Win:	154	WON-LOST	WINNING	LAST 10	STRENGTH OF	OPP. STRENGTH	TEAM	ADJ.	CONF.	ADJ CONF.
Average RPI Loss:	57	RECORD	PCT. RANK	GAMES	SCHEDULE	OF SCHEDULE	RPI	RPI	RPI	RPI
DIV. I ONLY	13- 14	186	4- 6	44	32	97	97	2	2	
DIV. I NON-CONF.	8- 3	65	0- 0	182	130	81	81	2	2	

TOTALS	RPI 1-25	RPI 26-50	W-L RECORDS	RPI 51-100	RPI 101-999	RPI 201+				
13- 14	1- 7	0- 1	OVERALL	2- 4	10- 2	2- 0				
10- 3	1- 2	0- 0	HOME	1- 0	8- 1	2- 0				
2- 9	0- 5	0- 1	AWAY	1- 3	1- 0	0- 0				
1- 2	0- 0	0- 0	NEUTRAL	0- 1	1- 1	0- 0				
8- 3	0- 0	0- 0	NON-CONFERENCE	1- 2	7- 1	2- 0				
5- 0	0- 0	0- 0	HOME	0- 0	5- 0	2- 0				
2- 1	0- 0	0- 0	AWAY	1- 1	1- 0	0- 0				
1- 2	0- 0	0- 0	NEUTRAL	0- 1	1- 1	0- 0				
5- 11	1- 7	0- 1	CONFERENCE	1- 2	3- 1	0- 0				
5- 3	1- 2	0- 0	HOME	1- 0	3- 1	0- 0				
0- 8	0- 5	0- 1	AWAY	0- 2	0- 0	0- 0				
0- 0	0- 0	0- 0	NEUTRAL	0- 0	0- 0	0- 0				

RPI 1-25				RPI 26-50				RPI 51-100				RPI 101+			
RPI	S	Opponent	Score	RPI	S	Opponent	Score	RPI	S	Opponent	Score	RPI	S	Opponent	Score
3	A	Mississippi St.	61 82	28	A	Georgia	48 60	54	A	Indiana	65 53	111	N	Georgetown	60 40
9	A	Tennessee	59 70					75	A	Virginia Tech	63 72	136	H	Vanderbilt	63 60
17	A	South Carolina	63 71					86	A	Alabama	60 70	139	H	Arkansas	58 68
18	A	Texas A&M	59 78					86	H	Alabama	69 60	140	H	Louisiana Tech	75 59
18	H	Texas A&M	73 82					89	A	Kentucky	48 65	157	H	Florida	84 55
19	H	Missouri	51 59					98	N	Chattanooga	41 50	163	A	Louisiana	70 60
25	A	LSU	56 59									165	H	Ole Miss	60 55
25	H	LSU	70 62									170	N	Northwestern	48 49
LAST 12 Division I GAMES:															
165	H	Ole Miss	60 55	18	A	Texas A&M	59 78	89	A	Kentucky	48 65	173	H	N. C. A&T	63 53
3	A	Mississippi St.	61 82	86	A	Alabama	60 70	86	H	Alabama	69 60	174	H	Southern U.	65 47
86	A	Alabama	60 70	19	H	Missouri	51 59	28	A	Georgia	48 60	287	H	Southeastern La.	80 46
136	H	Vanderbilt	63 60	25	A	LSU	56 59	25	A	LSU	56 59	337	H	La.-Monroe	67 41
25	H	LSU	70 62	139	H	Arkansas	58 68								

Non-Div I Games: Xavier (LA) 70 44

Auburn

Average RPI Win: 291
Average RPI Loss: 170

WON-LOST
RECORD

WINNING
PCT. RANK

LAST 10
GAMES

STRENGTH OF
SCHEDULE

OPP. STRENGTH
OF SCHEDULE

TEAM
RPI

ADJ.
RPI

CONF.
RPI

ADJ CONF.
RPI

DIV. I ONLY	14- 13	163	5- 5	333	289	242	242	25	25
DIV. I NON-CONF.	5- 4	146	0- 0	327	297	217	217	27	27
<hr/>									
TOTALS	RPI 1-25	RPI 26-50	W-L RECORDS	RPI 51-100	RPI 101-999	RPI 201+			
14- 13	0- 0	0- 1	OVERALL	0- 2	14- 10	13- 3			
8- 4	0- 0	0- 0	HOME	0- 1	8- 3	7- 0			
6- 9	0- 0	0- 0	AWAY	0- 1	6- 1	6- 0			
0- 0	0- 0	0- 0	NEUTRAL	0- 0	0- 0	0- 0			
5- 4	0- 0	0- 1	NON-CONFERENCE	0- 1	5- 2	5- 1			
2- 1	0- 0	0- 0	HOME	0- 1	2- 0	2- 0			
3- 3	0- 0	0- 1	AWAY	0- 0	3- 2	3- 1			
0- 0	0- 0	0- 0	NEUTRAL	0- 0	0- 0	0- 0			
9- 9	0- 0	0- 0	CONFERENCE	0- 1	9- 8	8- 2			
6- 3	0- 0	0- 0	HOME	0- 0	6- 3	5- 0			
3- 6	0- 0	0- 0	AWAY	0- 1	3- 5	3- 2			
0- 0	0- 0	0- 0	NEUTRAL	0- 0	0- 0	0- 0			

RPI 1-25				RPI 26-50				RPI 51-100				RPI 101+				Team's RPI: 242
RPI	S	Opponent	Score	RPI	S	Opponent	Score	RPI	S	Opponent	Score	RPI	S	Opponent	Score	
				36	A	Ball St.	57 89	67	A	Belmont	75 78	122	A	Butler	54 75	
								99	H	Western Ill.	68 81	164	A	SIUE	55 67	
												164	H	SIUE	38 61	
												177	A	UT Martin	66 100	
												177	H	UT Martin	69 62	
												183	A	Jacksonville St.	47 65	
												183	H	Jacksonville St.	50 51	
												187	H	Morehead St.	59 66	
												219	A	Southeast Mo. St.	61 50	
												219	H	Southeast Mo. St.	66 65	
												220	A	Illinois	47 59	
												255	A	Northern Ky.	53 52	
												262	A	Lipscomb	71 63	
												297	A	Murray St.	65 91	
												297	H	Murray St.	75 69	
												312	H	Eastern Ky.	59 45	
												313	A	Tennessee Tech	59 63	
												313	H	Tennessee Tech	53 52	
												318	A	Alabama A&M	55 52	
												329	A	Tennessee St.	75 59	
												331	H	Ark.-Pine Bluff	97 61	
												346	A	Eastern Ill.	75 66	
												346	H	Eastern Ill.	69 59	
												349	H	Evansville	82 73	
<hr/>																
LAST 12 Division I GAMES:																
				297	H	Murray St.	75 69	219	A	Southeast Mo. St.	61 50					
				164	A	SIUE	55 67	177	A	UT Martin	66 100					
				183	H	Jacksonville St.	50 51	187	H	Morehead St.	59 66					
				313	H	Tennessee Tech	53 52	312	H	Eastern Ky.	59 45					
				346	A	Eastern Ill.	75 66	67	A	Belmont	75 78					
				297	A	Murray St.	65 91	329	A	Tennessee St.	75 59					

Non-Div I Games: Christian Bros. 73 50 Trevecca Nazarene 80 72

Austin Peay

Loss, Non-Conf, S Site, H Home A Away N Neutral

Average RPI Win:	217	WON-LOST	WINNING	LAST 10	STRENGTH OF	OPP. STRENGTH	TEAM	ADJ.	CONF.	ADJ CONF.
Average RPI Loss:	122	RECORD	PCT. RANK	GAMES	SCHEDULE	OF SCHEDULE	RPI	RPI	RPI	RPI
DIV. I ONLY	16- 13	144	5- 5	166	126	142	142	14	14	
DIV. I NON-CONF.	5- 6	187	0- 0	192	126	206	206	11	11	

TOTALS	RPI 1-25	RPI 26-50	W-L RECORDS	RPI 51-100	RPI 101-999	RPI 201+				
16- 13	0- 0	0- 5	OVERALL	1- 1	15- 7	9- 1				
11- 4	0- 0	0- 2	HOME	1- 0	10- 2	6- 1				
5- 9	0- 0	0- 3	AWAY	0- 1	5- 5	3- 0				
0- 0	0- 0	0- 0	NEUTRAL	0- 0	0- 0	0- 0				
5- 6	0- 0	0- 3	NON-CONFERENCE	0- 0	5- 3	3- 1				
4- 2	0- 0	0- 1	HOME	0- 0	4- 1	3- 1				
1- 4	0- 0	0- 2	AWAY	0- 0	1- 2	0- 0				
0- 0	0- 0	0- 0	NEUTRAL	0- 0	0- 0	0- 0				
11- 7	0- 0	0- 2	CONFERENCE	1- 1	10- 4	6- 0				
7- 2	0- 0	0- 1	HOME	1- 0	6- 1	3- 0				
4- 5	0- 0	0- 1	AWAY	0- 1	4- 3	3- 0				
0- 0	0- 0	0- 0	NEUTRAL	0- 0	0- 0	0- 0				

RPI 1-25				RPI 26-50				RPI 51-100				RPI 101+ Team's RPI: 142			
RPI	S	Opponent	Score	RPI	S	Opponent	Score	RPI	S	Opponent	Score	RPI	S	Opponent	Score
				28	H	Georgi a	63 79	74	A	Saint Mary' s (CA)	49 57	101	H	Utah	77 68
				37	A	Northern Colo.	74 79	74	H	Saint Mary' s (CA)	63 54	120	A	Colorado St.	54 56
				39	A	Gonzaga	37 62					131	A	San Franci sco	73 76
				39	H	Gonzaga	70 84					131	H	San Franci sco	70 66
				40	A	Cal i forni a	45 70					133	A	Loyol a Marymount	67 55
												133	H	Loyol a Marymount	62 52
												144	A	Eastern Wash.	73 69
												188	A	San Di ego	69 70
												188	H	San Di ego	60 66
												192	A	Paci fi c	76 83
												192	H	Paci fi c	77 65
												200	A	Washi ngton	72 80
												232	H	Montana St.	75 54
												244	A	Pepperdi ne	73 67
												244	H	Pepperdi ne	78 43
												280	A	Santa Clara	55 34
												280	H	Santa Clara	65 47
												304	H	Utah St.	69 76
												316	A	Portl and	72 58
												316	H	Portl and	73 35
												324	H	Utah Valley	75 54
												330	H	Southern Utah	75 67
LAST 12 Division I GAMES:															
				39	A	Gonzaga	37 62	39	H	Gonzaga	70 84				
				316	H	Portland	73 35	133	H	Loyol a Marymount	62 52				
				188	H	San Di ego	60 66	192	A	Paci fi c	76 83				
				244	H	Pepperdi ne	78 43	74	H	Saint Mary' s (CA)	63 54				
				131	A	San Franci sco	73 76	188	A	San Di ego	69 70				
				280	A	Santa Clara	55 34	133	A	Loyol a Marymount	67 55				

Non-Div I Games:

BYU

Average RPI Win:	157	WON-LOST	WINNING	LAST 10	STRENGTH OF	OPP. STRENGTH	TEAM	ADJ.	CONF.	ADJ CONF.
Average RPI Loss:	46	RECORD	PCT. RANK	GAMES	SCHEDULE	OF SCHEDULE	RPI	RPI	RPI	RPI
DIV. I ONLY	22- 4	13	9- 1	128	83	36	36	7	7	
DIV. I NON-CONF.	10- 0	1	0- 0	168	96	18	18	8	8	

TOTALS	RPI 1-25	RPI 26-50	W-L RECORDS	RPI 51-100	RPI 101-999	RPI 201+				
22- 4	0- 1	1- 1	OVERALL	4- 2	17- 0	9- 0				
13- 2	0- 1	1- 1	HOME	3- 0	9- 0	6- 0				
9- 2	0- 0	0- 0	AWAY	1- 2	8- 0	3- 0				
0- 0	0- 0	0- 0	NEUTRAL	0- 0	0- 0	0- 0				
10- 0	0- 0	1- 0	NON-CONFERENCE	2- 0	7- 0	4- 0				
6- 0	0- 0	1- 0	HOME	1- 0	4- 0	3- 0				
4- 0	0- 0	0- 0	AWAY	1- 0	3- 0	1- 0				
0- 0	0- 0	0- 0	NEUTRAL	0- 0	0- 0	0- 0				
12- 4	0- 1	0- 1	CONFERENCE	2- 2	10- 0	5- 0				
7- 2	0- 1	0- 1	HOME	2- 0	5- 0	3- 0				
5- 2	0- 0	0- 0	AWAY	0- 2	5- 0	2- 0				
0- 0	0- 0	0- 0	NEUTRAL	0- 0	0- 0	0- 0				

RPI	S	Opponent	Score	RPI	S	Opponent	Score	Team's RPI: 36	RPI	S	Opponent	Score	RPI	S	Opponent	Score
13	H	Buffalo	80 84	27	H	Central Mich.	65 69		56	A	Purdue	66 60	109	A	Cleveland St.	76 64
				41	H	Western Ky.	93 81		63	A	Tol edo	66 72	117	A	Western Mi ch.	81 71
									63	H	Tol edo	78 73	117	H	Western Mi ch.	85 58
									82	A	Ohi o	76 80	121	A	Northern Ill.	72 50
									84	H	Mi ami (OH)	86 61	121	H	Northern Ill.	81 72
									90	H	Missouri St.	70 58	122	H	Butler	87 75
													136	A	Vanderbilt	88 79
													162	A	Kent St.	79 58
													207	A	Bowling Green	84 73
													207	H	Bowling Green	82 41
													211	H	Eastern Mi ch.	91 85
													216	A	Akron	74 61
													216	H	Akron	97 65
													219	H	Southeast Mo. St.	69 56
													242	H	Austin Peay	89 57
													262	H	Lipscomb	84 46
													329	A	Tennessee St.	85 65
LAST 12 Division I GAMES:																
63	H	Toledo	78 73	216	H	Akron	97 65									
117	H	Western Mi ch.	85 58	121	H	Northern Ill.	81 72									
121	A	Northern Ill.	72 50	207	H	Bowling Green	82 41									
117	A	Western Mi ch.	81 71	162	A	Kent St.	79 58									
211	H	Eastern Mi ch.	91 85	63	A	Tol edo	66 72									
82	A	Ohi o	76 80	13	H	Buffalo	80 84									

Non-Div I Games: Oakland City 126 55

Ball St.

Average RPI Win:	112	WON-LOST	WINNING	LAST 10	STRENGTH OF	OPP. STRENGTH	TEAM	ADJ.	CONF.	ADJ CONF.
Average RPI Loss:	10	RECORD	PCT. RANK	GAMES	SCHEDULE	OF SCHEDULE	RPI	RPI	RPI	RPI
DIV. I ONLY	28- 1	3	10- 0	33	19	4	4	4	4	
DIV. I NON-CONF.	10- 1	15	0- 0	78	56	12	12	5	5	

TOTALS	RPI 1-25	RPI 26-50	W-L RECORDS	RPI 51-100	RPI 101-999	RPI 201+				
28- 1	3- 1	4- 0	OVERALL	10- 0	11- 0	5- 0				
16- 0	2- 0	2- 0	HOME	5- 0	7- 0	3- 0				
10- 1	1- 1	2- 0	AWAY	3- 0	4- 0	2- 0				
2- 0	0- 0	0- 0	NEUTRAL	2- 0	0- 0	0- 0				
10- 1	1- 1	0- 0	NON-CONFERENCE	4- 0	5- 0	3- 0				
7- 0	1- 0	0- 0	HOME	2- 0	4- 0	2- 0				
1- 1	0- 1	0- 0	AWAY	0- 0	1- 0	1- 0				
2- 0	0- 0	0- 0	NEUTRAL	2- 0	0- 0	0- 0				
18- 0	2- 0	4- 0	CONFERENCE	6- 0	6- 0	2- 0				
9- 0	1- 0	2- 0	HOME	3- 0	3- 0	1- 0				
9- 0	1- 0	2- 0	AWAY	3- 0	3- 0	1- 0				
0- 0	0- 0	0- 0	NEUTRAL	0- 0	0- 0	0- 0				

RPI 1-25				Team's RPI: 4				RPI 26-50				RPI 51-100				RPI 101+			
RPI	S	Opponent	Score	RPI	S	Opponent	Score	RPI	S	Opponent	Score	RPI	S	Opponent	Score	RPI	S	Opponent	Score
10	A	UCLA	68 82	30	A	Oklahoma	74 52	65	N	Georgia Tech	80 57	115	H	Central Ark.	86 5				
11	A	Texas	93 87	30	H	Oklahoma	74 65	68	A	West Virginia	83 72	116	A	Iowa St.	79 5				
11	H	Texas	81 56	48	A	Oklahoma St.	87 45	68	H	West Virginia	80 54	116	H	Iowa St.	89 4				
15	H	Stanford	81 57	48	H	Oklahoma St.	77 64	78	A	TCU	85 53	156	A	Kansas	83 4				
								78	H	TCU	83 63	156	H	Kansas	88 5				
								89	H	Kentucky	90 63	161	H	North Dakota	105 4				
								90	N	Missouri St.	100 58	231	A	Nicholls St.	85 4				
								91	A	Kansas St.	88 58	241	A	Texas Tech	90 4				
								91	H	Kansas St.	75 50	241	H	Texas Tech	97 4				
								92	H	Lamar University	121 62	288	H	McNeese	95 3				
												315	H	Coppin St.	100 5				
LAST 12 Division I GAMES:																			
				68	H	West Virginia	80 54					30	H	Oklahoma	74 65				
				78	A	TCU	85 53					241	A	Texas Tech	90 44				
				11	A	Texas	93 87					48	H	Oklahoma St.	77 64				
				156	H	Kansas	88 51					68	A	West Virginia	83 72				
				48	A	Oklahoma St.	87 45					11	H	Texas	81 56				
				78	H	TCU	83 63					91	H	Kansas St.	75 50				

Non-Di v I Games:

Bayl or

B
e
l
m
o
n
t

Belmont				Through Games Of Feb. 26, 2018						
Average RPI Win:	232	WON-LOST	WINNING	LAST 10	STRENGTH OF	OPP. STRENGTH	TEAM	ADJ.	CONF.	ADJ CONF.
Average RPI Loss:	47	RECORD	PCT. RANK	GAMES	SCHEDULE	OF SCHEDULE	RPI	RPI	RPI	RPI
DIV. I ONLY	27- 3	7	10- 0	259	211	67	67	25	25	
DIV. I NON-CONF.	9- 3	61	0- 0	151	41	61	61	27	27	

TOTALS	RPI 1-25	RPI 26-50	W-L RECORDS	RPI 51-100	RPI 101-999	RPI 201+				
27- 3	0- 1	1- 1	OVERALL	1- 1	25- 0	16- 0				
12- 1	0- 0	0- 0	HOME	0- 1	12- 0	8- 0				
13- 1	0- 0	0- 0	AWAY	0- 0	13- 0	8- 0				
2- 1	0- 1	1- 0	NEUTRAL	1- 0	0- 0	0- 0				
9- 3	0- 1	1- 1	NON-CONFERENCE	1- 1	7- 0	5- 0				
3- 1	0- 0	0- 0	HOME	0- 1	3- 0	2- 0				
4- 1	0- 0	0- 1	AWAY	0- 0	4- 0	3- 0				
2- 1	0- 1	1- 0	NEUTRAL	1- 0	0- 0	0- 0				
18- 0	0- 0	0- 0	CONFERENCE	0- 0	18- 0	11- 0				
9- 0	0- 0	0- 0	HOME	0- 0	9- 0	6- 0				
9- 0	0- 0	0- 0	AWAY	0- 0	9- 0	5- 0				
0- 0	0- 0	0- 0	NEUTRAL	0- 0	0- 0	0- 0				

RPI 1-25				RPI 26-50				RPI 51-100				Team's RPI: 67				RPI 101+			
RPI	S	Opponent	Score	RPI	S	Opponent	Score	RPI	S	Opponent	Score	RPI	S	Opponent	Score	RPI	S	Opponent	Score
15	N	Stanford	53 74	30	A	Oklahoma	73 96	51	N	FGCU	75 65	136	A	Vanderbilt	111 74				
				39	N	Gonzaga	71 63	95	H	Wright St.	81 91	164	A	SIUE	72 55				
												164	H	SIUE	86 64				
												171	H	Samford	83 46				
												177	A	UT Martin	65 63				
												183	A	Jacksonville St.	66 35				
												183	H	Jacksonville St.	71 55				
												187	A	Morehead St.	83 62				
												187	H	Morehead St.	80 56				
												209	A	Tulsa	90 65				
												213	A	Arkansas St.	83 52				
												219	A	Southeast Mo. St.	67 57				
												242	H	Austin Peay	78 75				
												251	H	Presbyterian	90 48				
												262	A	Lipscomb	91 59				
												297	H	Murray St.	70 65				
												312	A	Eastern Ky.	77 55				
												312	H	Eastern Ky.	95 62				
												313	A	Tennessee Tech	68 60				
												313	H	Tennessee Tech	78 59				
												327	H	Fort Wayne	74 42				
												329	A	Tennessee St.	87 70				
												329	H	Tennessee St.	84 42				
												346	A	Eastern Ill.	86 58				
												346	H	Eastern Ill.	59 37				
				LAST 12 Division I GAMES:															
				329	H	Tennessee St.	84 42					187	A	Morehead St.	83 62				
				183	A	Jacksonville St.	66 35					312	A	Eastern Ky.	77 55				
				187	H	Morehead St.	80 56					164	H	SIUE	86 64				
				312	H	Eastern Ky.	95 62					346	H	Eastern Ill.	59 37				
				313	A	Tennessee Tech	68 60					242	H	Austin Peay	78 75				
				329	A	Tennessee St.	87 70					297	H	Murray St.	70 65				

Non-Div I Games: Trevecca Nazarene 97 39

Belmont

B
e
l
m
o
n
t

Average RPI Win:	265	WON-LOST	WINNING	LAST 10	STRENGTH OF	OPP. STRENGTH	TEAM	ADJ.	CONF.	ADJ CONF.
Average RPI Loss:	172	RECORD	PCT. RANK	GAMES	SCHEDULE	OF SCHEDULE	RPI	RPI	RPI	RPI
DIV. I ONLY	20- 5	23	9- 1	302	343	126	126	30	30	
DIV. I NON-CONF.	6- 4	122	0- 0	179	338	154	154	30	30	

TOTALS	RPI 1-25	RPI 26-50	W-L RECORDS	RPI 51-100	RPI 101-999	RPI 201+				
20- 5	0- 0	0- 0	OVERALL	0- 2	20- 3	15- 2				
10- 3	0- 0	0- 0	HOME	0- 1	10- 2	8- 1				
8- 2	0- 0	0- 0	AWAY	0- 1	8- 1	6- 1				
2- 0	0- 0	0- 0	NEUTRAL	0- 0	2- 0	1- 0				
6- 4	0- 0	0- 0	NON-CONFERENCE	0- 2	6- 2	4- 2				
3- 2	0- 0	0- 0	HOME	0- 1	3- 1	2- 1				
1- 2	0- 0	0- 0	AWAY	0- 1	1- 1	1- 1				
2- 0	0- 0	0- 0	NEUTRAL	0- 0	2- 0	1- 0				
14- 1	0- 0	0- 0	CONFERENCE	0- 0	14- 1	11- 0				
7- 1	0- 0	0- 0	HOME	0- 0	7- 1	6- 0				
7- 0	0- 0	0- 0	AWAY	0- 0	7- 0	5- 0				
0- 0	0- 0	0- 0	NEUTRAL	0- 0	0- 0	0- 0				

RPI 1-25				RPI 26-50				RPI 51-100				RPI 101+				Team's RPI: 126
RPI	S	Opponent	Score	RPI	S	Opponent	Score	RPI	S	Opponent	Score	RPI	S	Opponent	Score	
								52	A	Miami (FL)	39 85	143	N	Texas St.	62 56	
								100	H	Jacksonville	58 68	173	H	N. C. A&T	55 62	
												174	H	Southern U.	68 56	
												197	A	Norfolk St.	58 51	
												197	H	Norfolk St.	60 45	
												201	A	Hampton	61 56	
												202	N	Richmond	63 50	
												247	H	Prairie View	77 52	
												250	A	North Florida	63 70	
												261	H	Grand Canyon	69 60	
												264	A	Morgan St.	64 57	
												265	A	Howard	59 55	
												276	A	UMES	55 48	
												276	H	UMES	73 61	
												287	H	Southeastern La.	58 60	
												310	A	FIU	77 59	
												315	A	Coppin St.	75 63	
												315	H	Coppin St.	64 38	
												321	H	N. C. Central	57 47	
												322	H	South Carolina St.	68 50	
												334	A	Delaware St.	68 60	
												342	H	Savannah St.	75 54	
												344	H	Florida A&M	44 42	

LAST 12 Division I GAMES:																
				173	H	N. C. A&T	55 62	197	H	Norfolk St.	60 45					
				342	H	Savannah St.	75 54	315	H	Coppin St.	64 38					
				264	A	Morgan St.	64 57	201	A	Hampton	61 56					
				315	A	Coppin St.	75 63	197	A	Norfolk St.	58 51					
				321	H	N. C. Central	57 47	334	A	Delaware St.	68 60					
				276	H	UMES	73 61	344	H	Florida A&M	44 42					

Non-Div I Games: Edward Waters 101 60 Palm Beach Atl. 61 48

Bethune-Cookman

Average RPI Win: 248	WON-LOST RECORD	WINNING PCT. RANK	LAST 10 GAMES	STRENGTH OF SCHEDULE	OPP. STRENGTH OF SCHEDULE	TEAM RPI	ADJ. RPI	CONF. RPI	ADJ CONF. RPI
Average RPI Loss: 134									
DIV. I ONLY	18- 10	94	7- 3	261	254	151	151	20	20
DIV. I NON-CONF.	8- 4	87	0- 0	299	262	153	153	24	24

TOTALS	RPI 1-25	RPI 26-50	W-L RECORDS	RPI 51-100	RPI 101-999	RPI 201+			
18- 10	0- 0	0- 0	OVERALL	2- 4	16- 6	12- 1			
7- 5	0- 0	0- 0	HOME	1- 2	6- 3	4- 0			
10- 4	0- 0	0- 0	AWAY	1- 2	9- 2	7- 0			
1- 1	0- 0	0- 0	NEUTRAL	0- 0	1- 1	1- 1			
8- 4	0- 0	0- 0	NON-CONFERENCE	1- 1	7- 3	6- 1			
3- 1	0- 0	0- 0	HOME	1- 0	2- 1	1- 0			
4- 2	0- 0	0- 0	AWAY	0- 1	4- 1	4- 0			
1- 1	0- 0	0- 0	NEUTRAL	0- 0	1- 1	1- 1			
10- 6	0- 0	0- 0	CONFERENCE	1- 3	9- 3	6- 0			
4- 4	0- 0	0- 0	HOME	0- 2	4- 2	3- 0			
6- 2	0- 0	0- 0	AWAY	1- 1	5- 1	3- 0			
0- 0	0- 0	0- 0	NEUTRAL	0- 0	0- 0	0- 0			

RPI S Opponent	Score	RPI S Opponent	Score	RPI S Opponent	Score	RPI S Opponent	Score	Team's RPI: 151
				69 H Penn	77 72	106 H Dartmouth	80 64	
				77 A Mai ne	66 62	127 H Yale	69 73	
				77 H Mai ne	38 61	147 A Hartford	45 61	
				79 A Al bany (NY)	46 63	147 H Hartford	64 59	
				79 H Al bany (NY)	53 57	160 A Army West Point	61 73	
				93 A Bucknel l	59 64	180 A Stony Brook	69 64	
						180 H Stony Brook	59 67	
						186 A New Hampshi re	54 52	
						186 H New Hampshi re	61 63	
						209 N Tul sa	55 60	
						263 A Ri der	76 54	
						272 A Cornel l	66 58	
						276 N UMES	68 51	
						285 A Bryant	55 47	
						292 A Vermont	62 48	
						292 H Vermont	52 38	
						323 A UMBC	68 53	
						323 H UMBC	81 51	
						330 A Southern Utah	72 66	
						341 H NJIT	67 36	
						347 A UMass Lowel l	76 46	
						347 H UMass Lowel l	52 38	
LAST 12 Division I GAMES:								
147 A Hartford	45 61	77 H Mai ne	38 61					
79 H Al bany (NY)	53 57	292 A Vermont	62 48					
347 H UMass Lowel l	52 38	186 A New Hampshi re	54 52					
292 H Vermont	52 38	323 H UMBC	81 51					
323 A UMBC	68 53	347 A UMass Lowel l	76 46					
180 A Stony Brook	69 64	180 H Stony Brook	59 67					

Non-Div I Games: SUNY Cortland 90 36

Binghamton

0- 0		0- 0		0- 0		NEUTRAL		0- 0		0- 0					
RPI 1-25				RPI 26-50				RPI 51-100				RPI 101+ Team's RPI: 145			
RPI	S	Opponent	Score	RPI	S	Opponent	Score	RPI	S	Opponent	Score	RPI	S	Opponent	Score
								62	H	Wyomi ng	51 66	107	H	Washington St.	53 61
								74	H	Sai nt Mary' s (CA)	72 74	112	H	Saint Francis (PA)	87 59
								80	A	UNLV	54 77	120	A	Colorado St.	62 58
								80	H	UNLV	69 60	120	H	Colorado St.	55 49
								94	A	New Mexi co	83 100	130	H	Fresno St.	75 66
								94	H	New Mexi co	91 85	144	A	Eastern Wash.	61 57
												188	N	San Diego	52 72
												200	H	Washington	85 62
												205	H	CSU Bakersfiel d	59 65
												217	A	Nevada	63 55
												217	H	Nevada	68 72
												254	A	San Jose St.	112 80
												268	A	San Diego St.	86 70
												302	N	Northern Ariz.	60 62
												304	A	Utah St.	64 42
												304	H	Utah St.	68 60
												309	A	Air Force	58 47
												309	H	Air Force	49 46
												316	A	Portland	73 47
LAST 12 Division I GAMES:															
				120	H	Colorado St.	55 49	309	H	Air Force	49 46				
				309	A	Air Force	58 47	254	A	San Jose St.	112 80				
				217	A	Nevada	63 55	217	H	Nevada	68 72				
				304	H	Utah St.	68 60	304	A	Utah St.	64 42				
				94	H	New Mexi co	91 85	268	A	San Diego St.	86 70				
				80	A	UNLV	54 77	130	H	Fresno St.	75 66				

-Di v I Games: Corban 94 50 Northwest Chrst. 83 51

Average RPI Win: 162		WON-LOST	WINNING	LAST 10	STRENGTH OF		OPP. STRENGTH	TEAM	ADJ.	CONF.	ADJ CONF.
Loss: 84		RECORD	PCT. RANK	GAMES	SCHEDULE		OF SCHEDULE	RPI	RPI	RPI	RPI
DIV. I ONLY		7- 22	301	1- 9	19		40	196	196	1	1
DIV. I NON-CONF.		5- 8	220	0- 0	160		174	227	227	1	1
TOTALS		RPI 1-25	RPI 26-50	W-L RECORDS		RPI 51-100	RPI 101-999	RPI 201+			
7- 22	0- 6	0- 4		OVERALL		2- 4	5- 8	2- 4			
6- 9	0- 2	0- 2		HOME		2- 2	4- 3	1- 1			
1- 13	0- 4	0- 2		AWAY		0- 2	1- 4	1- 2			
0- 0	0- 0	0- 0		NEUTRAL		0- 0	0- 0	0- 0			
5- 8	0- 0	0- 1		NON-CONFERENCE		2- 1	3- 6	2- 4			
4- 3	0- 0	0- 0		HOME		2- 1	2- 2	1- 1			
1- 5	0- 0	0- 1		AWAY		0- 0	1- 4	1- 3			
0- 0	0- 0	0- 0		NEUTRAL		0- 0	0- 0	0- 0			
2- 14	0- 6	0- 3		CONFERENCE		0- 3	2- 2	0- 0			
2- 6	0- 2	0- 2		HOME		0- 1	2- 1	0- 0			
0- 8	0- 4	0- 1		AWAY		0- 2	0- 1	0- 0			
0- 0	0- 0	0- 0		NEUTRAL		0- 0	0- 0	0- 0			

RPI 1-25				RPI 26-50				RPI 51-100				RPI 101+				Team's RPI: 196	
RPI	S	Opponent	Score	RPI	S	Opponent	Score	RPI	S	Opponent	Score	RPI	S	Opponent	Score		
1	A	Notre Dame	60 89	29	A	Syracuse	63 69	52	H	Miami (FL)	43 65	106	A	Dartmouth	57 68		
1	H	Notre Dame	55 89	29	H	Syracuse	57 75	65	A	Georgia Tech	43 67	108	H	Wake Forest	59 67		
5	H	Louisville	52 87	34	H	Virginia	57 68	71	H	Houston	79 74	110	H	North Carolina	77 64		
7	A	Florida St.	39 67	46	A	Minnesota	68 78	73	H	Fordham	55 52	124	H	Seton Hall	53 73		
12	A	Duke	50 75					75	A	Virginia Tech	58 89	155	A	Clemson	61 65		
20	A	NC State	54 72					77	H	Maine	40 61	166	H	Pittsburgh	72 61		
												186	H	New Hampshire	64 55		
												204	A	Columbia	60 68		
												210	A	Providence	55 63		
												212	A	Boston U.	57 61		
												245	A	Holy Cross	70 61		
												267	H	Fairfield	58 66		
												285	H	Bryant	65 42		
LAST 12 Division I GAMES:																	
				29	A	Syracuse	63 69	20	A	NC State	54 72						
				7	A	Florida St.	39 67	108	H	Wake Forest	59 67						
				1	H	Notre Dame	55 89	29	H	Syracuse	57 75						
				5	H	Louisville	52 87	12	A	Duke	50 75						
				166	H	Pittsburgh	72 61	52	H	Miami (FL)	43 65						
				65	A	Georgia Tech	43 67	155	A	Clemson	61 65						

Non-Div I Games:

Boston College

Average RPI Win:	223	WON-LOST	WINNING	LAST 10	STRENGTH OF	OPP. STRENGTH	TEAM	ADJ.	CONF.	ADJ CONF.
Average RPI Loss:	139	RECORD	PCT. RANK	GAMES	SCHEDULE	OF SCHEDULE	RPI	RPI	RPI	RPI
DIV. I ONLY	10- 17	243	2- 8	132	197	212	212	15	15	
DIV. I NON-CONF.	5- 5	170	0- 0	155	173	140	140	18	18	

TOTALS	RPI 1-25	RPI 26-50	W-L RECORDS	RPI 51-100	RPI 101-999	RPI 201+				
10- 17	0- 0	0- 1	OVERALL	0- 7	10- 9	6- 3				
4- 9	0- 0	0- 1	HOME	0- 3	4- 5	2- 2				
6- 8	0- 0	0- 0	AWAY	0- 4	6- 4	4- 1				
0- 0	0- 0	0- 0	NEUTRAL	0- 0	0- 0	0- 0				
5- 5	0- 0	0- 1	NON-CONFERENCE	0- 1	5- 3	2- 0				
2- 2	0- 0	0- 1	HOME	0- 0	2- 1	0- 0				
3- 3	0- 0	0- 0	AWAY	0- 1	3- 2	2- 0				
0- 0	0- 0	0- 0	NEUTRAL	0- 0	0- 0	0- 0				
5- 12	0- 0	0- 0	CONFERENCE	0- 6	5- 6	4- 3				
2- 7	0- 0	0- 0	HOME	0- 3	2- 4	2- 2				
3- 5	0- 0	0- 0	AWAY	0- 3	3- 2	2- 1				
0- 0	0- 0	0- 0	NEUTRAL	0- 0	0- 0	0- 0				

RPI	S	Opponent	Score	RPI	S	Opponent	Score	RPI	S	Opponent	Score	RPI	S	Opponent	Score	Team's RPI: 212
44	H	UCF	32 47	55	A	Harvard	70 80	114	A	Delaware	85 79	135	H	Northeastern	74 73	
				60	A	American	50 66	160	A	Army West Point	60 59	160	H	Army West Point	47 48	
				60	H	American	54 61	176	H	Marist	52 80	179	A	Brown	68 92	
				88	A	Navy	48 59	184	A	Lehigh	58 74	184	H	Lehigh	56 65	
				88	H	Navy	59 64	186	A	New Hampshire	57 72	196	H	Boston College	61 57	
				93	A	Bucknell I	57 67	230	A	Lafayette	41 44	230	H	Lafayette	45 47	
				93	H	Bucknell I	58 63	235	H	Loyola Maryland	75 56	245	A	Holy Cross	64 58	
								245	H	Holy Cross	57 60	282	A	Colgate	62 49	
								282	H	Colgate	66 64	285	A	Bryant	78 61	
								292	A	Vermont	57 41					
LAST 12 Division I GAMES:																
160	H	Army West Point	47 48	184	H	Lehigh	56 65									
230	A	Lafayette	41 44	93	A	Bucknell I	57 67									
88	A	Navy	48 59	230	H	Lafayette	45 47									
60	H	American	54 61	88	H	Navy	59 64									
245	A	Holy Cross	64 58	60	A	American	50 66									
282	H	Colgate	66 64	245	H	Holy Cross	57 60									

Non-Div I Games:

Boston U.

Average RPI Win:	230	WON-LOST	WINNING	LAST 10	STRENGTH OF	OPP. STRENGTH	TEAM	ADJ.	CONF.	ADJ CONF.
Average RPI Loss:	98	RECORD	PCT. RANK	GAMES	SCHEDULE	OF SCHEDULE	RPI	RPI	RPI	RPI
DIV. I ONLY	9- 17	251	0- 10	104	108	207	207	7	7	
DIV. I NON-CONF.	7- 3	74	0- 0	214	333	111	111	8	8	

TOTALS	RPI 1-25	RPI 26-50	W-L RECORDS	RPI 51-100	RPI 101-999	RPI 201+				
9- 17	0- 1	0- 4	OVERALL	0- 5	9- 7	6- 2				
4- 8	0- 1	0- 1	HOME	0- 3	4- 3	3- 2				
3- 9	0- 0	0- 3	AWAY	0- 2	3- 4	2- 0				
2- 0	0- 0	0- 0	NEUTRAL	0- 0	2- 0	1- 0				
7- 3	0- 0	0- 1	NON-CONFERENCE	0- 0	7- 2	5- 1				
3- 1	0- 0	0- 0	HOME	0- 0	3- 1	3- 1				
2- 2	0- 0	0- 1	AWAY	0- 0	2- 1	1- 0				
2- 0	0- 0	0- 0	NEUTRAL	0- 0	2- 0	1- 0				
2- 14	0- 1	0- 3	CONFERENCE	0- 5	2- 5	1- 1				
1- 7	0- 1	0- 1	HOME	0- 3	1- 2	0- 1				
1- 7	0- 0	0- 2	AWAY	0- 2	1- 3	1- 0				
0- 0	0- 0	0- 0	NEUTRAL	0- 0	0- 0	0- 0				

RPI 1-25				RPI 26-50				RPI 51-100				RPI 101+ Team's RPI: 207			
RPI	S	Opponent	Score	RPI	S	Opponent	Score	RPI	S	Opponent	Score	RPI	S	Opponent	Score
13	H	Buffalo	67 88	27	A	Central Mich.	54 90	63	H	Toledo	67 77	117	A	Western Mich.	58 67
				32	A	South Dakota St.	44 76	82	A	Ohio	58 69	117	H	Western Mich.	67 81
				36	A	Ball St.	41 82	82	H	Ohio	63 70	118	A	Cincinnati	51 75
				36	H	Ball St.	73 84	84	A	Miami (OH)	64 92	121	A	Northern Ill.	68 73
								84	H	Miami (OH)	62 66	128	A	Robert Morris	64 62

LAST 12 Division I GAMES:															
				84	A	Miami (OH)	64 92	162	A	Kent St.	57 81	162	A	Kent St.	57 81
				13	H	Buffalo	67 88	63	H	Toledo	67 77	162	H	Kent St.	60 50
				82	A	Ohio	58 69	36	A	Ball St.	41 82	197	N	Norfolk St.	59 50
				121	A	Northern Ill.	68 73	82	H	Ohio	63 70	211	H	Eastern Mich.	52 54
				117	H	Western Mich.	67 81	162	H	Kent St.	60 50	215	H	Xavier	63 53
				84	H	Miami (OH)	62 66	216	A	Akron	66 64	216	A	Akron	66 64
												228	N	Fla. Atlantic	66 55
												279	H	Canius	57 71
												295	H	Valparaiso	90 77
												312	H	Eastern Ky.	77 60
												319	A	Detroit Mercy	85 81

Non-Div I Games: Ferris St. 82 73

Bowling Green

■ Loss,
 ■ Non-Conf,
 ■ S Site,
 ■ Home
 ■ Away
 N Neutral

Average RPI Win: 280	WON-LOST RECORD	WINNING PCT. RANK	LAST 10 GAMES	STRENGTH OF SCHEDULE	OPP. STRENGTH OF SCHEDULE	TEAM RPI	ADJ. RPI	CONF. RPI	ADJ CONF. RPI
Average RPI Loss: 152									
DIV. I ONLY	11- 16	228	2- 8	298	250	260	260	24	24
DIV. I NON-CONF.	5- 5	170	0- 0	247	261	197	197	21	21

TOTALS	RPI 1-25	RPI 26-50	W-L RECORDS	RPI 51-100	RPI 101-999	RPI 201+			
11- 16	0- 1	0- 0	OVERALL	1- 4	10- 11	10- 5			
5- 7	0- 0	0- 0	HOME	1- 2	4- 5	4- 2			
5- 9	0- 1	0- 0	AWAY	0- 2	5- 6	5- 3			
1- 0	0- 0	0- 0	NEUTRAL	0- 0	1- 0	1- 0			
5- 5	0- 1	0- 0	NON-CONFERENCE	1- 0	4- 4	4- 2			
3- 1	0- 0	0- 0	HOME	1- 0	2- 1	2- 0			
1- 4	0- 1	0- 0	AWAY	0- 0	1- 3	1- 2			
1- 0	0- 0	0- 0	NEUTRAL	0- 0	1- 0	1- 0			
6- 11	0- 0	0- 0	CONFERENCE	0- 4	6- 7	6- 3			
2- 6	0- 0	0- 0	HOME	0- 2	2- 4	2- 2			
4- 5	0- 0	0- 0	AWAY	0- 2	4- 3	4- 1			
0- 0	0- 0	0- 0	NEUTRAL	0- 0	0- 0	0- 0			

RPI 1-25				RPI 26-50				RPI 51-100				RPI 101+ Team's RPI: 260			
RPI	S	Opponent	Score	RPI	S	Opponent	Score	RPI	S	Opponent	Score	RPI	S	Opponent	Score
22	A	Green Bay	40 72					76	A	Drake	71 77	109	H	Cleveland St.	65 67
								76	H	Drake	75 84	121	A	Northern Ill.	52 76
								90	A	Missouri St.	54 74	138	A	UNI	50 63
								90	H	Missouri St.	65 71	138	H	UNI	40 51
								99	H	Western Ill.	87 80	158	A	Southern Ill.	53 62
												158	H	Southern Ill.	62 63
												219	A	Southeast Mo. St.	53 57
												220	A	Illinois	62 74
												231	N	Nicholls St.	75 65
												239	H	Omaha	69 56
												248	A	Illinois St.	62 42
												258	A	Indiana St.	50 65
												258	H	Indiana St.	70 74
												295	A	Valparaiso	88 69
												295	H	Valparaiso	69 58
												303	A	Loyola Chicago	59 57
												303	H	Loyola Chicago	61 71
												328	H	Ill.-Chicago	58 48
												346	A	Eastern Ill.	67 52
												349	A	Evansville	117 59
												349	H	Evansville	92 47
LAST 12 Division I GAMES:															
138	A	UNI	50 63	303	H	Loyola Chicago	61 71								
76	A	Drake	71 77	295	H	Valparaiso	69 58								
258	H	Indiana St.	70 74	76	H	Drake	75 84								
349	H	Evansville	92 47	138	H	UNI	40 51								
158	A	Southern Ill.	53 62	349	A	Evansville	117 59								
90	A	Missouri St.	54 74	258	A	Indiana St.	50 65								

Non-Div I Games: Lincoln (MO) 88 44

Bradley

Average RPI Win: 238	WON-LOST RECORD	WINNING PCT. RANK	LAST 10 GAMES	STRENGTH OF SCHEDULE	OPP. STRENGTH OF SCHEDULE	TEAM RPI	ADJ. RPI	CONF. RPI	ADJ CONF. RPI
Average RPI Loss: 107									
DIV. I ONLY	14- 10	130	2- 8	264	116	179	179	9	9
DIV. I NON-CONF.	11- 1	13	0- 0	319	254	96	96	9	9

TOTALS	RPI 1-25	RPI 26-50	W-L RECORDS	RPI 51-100	RPI 101-999	RPI 201+			
14- 10	0- 0	0- 2	OVERALL	0- 3	14- 5	11- 2			
6- 6	0- 0	0- 2	HOME	0- 2	6- 2	5- 1			
6- 4	0- 0	0- 0	AWAY	0- 1	6- 3	5- 1			
2- 0	0- 0	0- 0	NEUTRAL	0- 0	2- 0	1- 0			
11- 1	0- 0	0- 1	NON-CONFERENCE	0- 0	11- 0	9- 0			
4- 1	0- 0	0- 1	HOME	0- 0	4- 0	4- 0			
5- 0	0- 0	0- 0	AWAY	0- 0	5- 0	4- 0			
2- 0	0- 0	0- 0	NEUTRAL	0- 0	2- 0	1- 0			
3- 9	0- 0	0- 1	CONFERENCE	0- 3	3- 5	2- 2			
2- 5	0- 0	0- 1	HOME	0- 2	2- 2	1- 1			
1- 4	0- 0	0- 0	AWAY	0- 1	1- 3	1- 1			
0- 0	0- 0	0- 0	NEUTRAL	0- 0	0- 0	0- 0			

Brown

Brown

RPI 1-25				RPI 26-50				RPI 51-100				RPI 101+				Team's RPI: 179	
RPI	S	Opponent	Score	RPI	S	Opponent	Score	RPI	S	Opponent	Score	RPI	S	Opponent	Score		
35	H	Princeton	62 77	55	A	Harvard	85 87	106	A	Dartmouth	73 78						
40	H	Cal i forni a	79 89	55	H	Harvard	74 86	106	H	Dartmouth	60 77						
				69	H	Penn	55 88	127	A	Yal e	63 77						
								127	H	Yal e	81 71						
								192	A	Paci fi c	74 57						
								201	N	Hampton	73 66						
								204	A	Col umbi a	84 80						
								204	H	Col umbi a	74 90						
								210	A	Provi dence	64 59						
								212	H	Boston U.	92 68						
								245	H	Holy Cross	82 78						
								257	H	Sacred Heart	102 77						
								265	A	Howard	85 81						
								272	A	Cornel I	68 70						
								272	H	Cornel I	85 59						
								282	A	Col gate	83 73						
								285	H	Bryant	85 62						
								285	N	Bryant	72 60						
								294	A	Central Conn. St.	78 55						
LAST 12 Division I GAMES:																	
272	H	Cornel I	85 59	35	H	Princeton	62 77										
204	H	Col umbi a	74 90	69	H	Penn	55 88										
106	H	Dartmouth	60 77	55	A	Harvard	85 87										
55	H	Harvard	74 86	106	A	Dartmouth	73 78										
204	A	Col umbi a	84 80	127	H	Yal e	81 71										
272	A	Cornel I	68 70	127	A	Yal e	63 77										

Non-Di v I Games: Johnson & Wales (RI) 100 79

Brown

Average RPI Win:	286	WON-LOST	WINNING	LAST 10	STRENGTH OF	OPP. STRENGTH	TEAM	ADJ.	CONF.	ADJ CONF.
Average RPI Loss:	184	RECORD	PCT. RANK	GAMES	SCHEDULE	OF SCHEDULE	RPI	RPI	RPI	RPI
DIV. I ONLY	9- 18	261	4- 6	258	311	285	285	29	29	
DIV. I NON-CONF.	1- 10	327	0- 0	218	236	330	330	29	29	

TOTALS	RPI 1-25	RPI 26-50	W-L RECORDS	RPI 51-100	RPI 101-999	RPI 201+				
9- 18	0- 0	0- 0	OVERALL	0- 2	9- 16	9- 6				
4- 9	0- 0	0- 0	HOME	0- 0	4- 9	4- 4				
4- 8	0- 0	0- 0	AWAY	0- 2	4- 6	4- 2				
1- 1	0- 0	0- 0	NEUTRAL	0- 0	1- 1	1- 0				
1- 10	0- 0	0- 0	NON-CONFERENCE	0- 2	1- 8	1- 2				
0- 4	0- 0	0- 0	HOME	0- 0	0- 4	0- 1				
0- 5	0- 0	0- 0	AWAY	0- 2	0- 3	0- 1				
1- 1	0- 0	0- 0	NEUTRAL	0- 0	1- 1	1- 0				
8- 8	0- 0	0- 0	CONFERENCE	0- 0	8- 8	8- 4				
4- 5	0- 0	0- 0	HOME	0- 0	4- 5	4- 3				
4- 3	0- 0	0- 0	AWAY	0- 0	4- 3	4- 1				
0- 0	0- 0	0- 0	NEUTRAL	0- 0	0- 0	0- 0				

RPI 1-25				RPI 26-50				RPI 51-100				RPI 101+ Team's RPI: 285			
RPI	S	Opponent	Score	RPI	S	Opponent	Score	RPI	S	Opponent	Score	RPI	S	Opponent	Score
								66	A	James Madison	36 67	112	A	Saint Francis (PA)	69 87
								77	A	Maine	68 70	112	H	Saint Francis (PA)	78 94
												128	A	Robert Morris	49 72
												128	H	Robert Morris	61 67
												147	H	Hartford	47 59
												151	H	Binghamton	47 55
												179	A	Brown	62 85
												179	N	Brown	60 72
												186	H	New Hampshire	65 74
												196	A	Boston College	42 65
												212	H	Boston U.	61 78
												245	A	Holy Cross	57 59
												252	H	St. Francis Brooklyn	73 63
												257	A	Sacred Heart	81 73
												257	H	Sacred Heart	60 56
												277	H	LIU Brooklyn	75 56
												284	A	Fairleigh Dickinson	65 48
												284	H	Fairleigh Dickinson	69 77
												290	A	Mt. St. Mary's	67 64
												290	H	Mt. St. Mary's	63 68
												294	A	Central Conn. St.	59 66
												294	H	Central Conn. St.	66 50
												332	A	Wagner	70 60
												332	H	Wagner	66 75
												333	N	Rhode Island	58 52
LAST 12 Division I GAMES:															
112	H	Saint Francis (PA)	78 94	284	H	Fairleigh Dickinson	69 77								
128	H	Robert Morris	61 67	112	A	Saint Francis (PA)	69 87								
332	A	Wagner	70 60	128	A	Robert Morris	49 72								
290	A	Mt. St. Mary's	67 64	252	H	St. Francis Brooklyn	73 63								
294	A	Central Conn. St.	59 66	277	H	LIU Brooklyn	75 56								
257	H	Sacred Heart	60 56	257	A	Sacred Heart	81 73								

Non-Div I Games:

Bryant

Average RPI Win:	208	WON-LOST	WINNING	LAST 10	STRENGTH OF	OPP. STRENGTH	TEAM	ADJ.	CONF.	ADJ CONF.
Average RPI Loss:	145	RECORD	PCT. RANK	GAMES	SCHEDULE	OF SCHEDULE	RPI	RPI	RPI	RPI
DIV. I ONLY	20- 8	62	10- 0	205	183	93	93	15	15	
DIV. I NON-CONF.	6- 5	153	0- 0	270	178	185	185	18	18	

TOTALS	RPI 1-25	RPI 26-50	W-L RECORDS	RPI 51-100	RPI 101-999	RPI 201+				
20- 8	0- 0	0- 1	OVERALL	3- 2	17- 5	13- 2				
11- 3	0- 0	0- 0	HOME	2- 0	9- 3	6- 2				
9- 5	0- 0	0- 1	AWAY	1- 2	8- 2	7- 0				
0- 0	0- 0	0- 0	NEUTRAL	0- 0	0- 0	0- 0				
6- 5	0- 0	0- 1	NON-CONFERENCE	0- 1	6- 3	4- 1				
3- 2	0- 0	0- 0	HOME	0- 0	3- 2	2- 1				
3- 3	0- 0	0- 1	AWAY	0- 1	3- 1	2- 0				
0- 0	0- 0	0- 0	NEUTRAL	0- 0	0- 0	0- 0				
14- 3	0- 0	0- 0	CONFERENCE	3- 1	11- 2	9- 1				
8- 1	0- 0	0- 0	HOME	2- 0	6- 1	4- 1				
6- 2	0- 0	0- 0	AWAY	1- 1	5- 1	5- 0				
0- 0	0- 0	0- 0	NEUTRAL	0- 0	0- 0	0- 0				

RPI S Opponent	Score	RPI S Opponent	Score	RPI S Opponent	Score	RPI S Opponent	Score
		49 A Drexel	54 63	60 A American	58 68	141 H Saint Joseph's	53 77
				60 H American	57 52	151 H Binghamton	64 59
				73 A Fordham	62 71	152 A Youngstown St.	66 60
				88 A Navy	49 40	160 H Army West Point	60 36
				88 H Navy	47 39	166 A Pittsburgh	39 57
						184 A Lehigh	62 66
						184 H Lehigh	59 52
						212 A Boston U.	63 58
						212 H Boston U.	67 57
						216 H Akron	63 52
						230 A Lafayette	80 57
						230 H Lafayette	83 53
						235 A Loyola Maryland	74 69
						235 H Loyola Maryland	65 68
						245 A Holy Cross	71 47
						245 H Holy Cross	72 63
						253 H St. Bonaventure	48 59
						263 A Rider	76 71
						279 H Canisius	76 57
						282 A Colgate	63 42
						282 H Colgate	77 57
						338 A Iona	60 53
LAST 12 Division I GAMES:							
		60 H American	57 52	230 A Lafayette	80 57		
		88 A Navy	49 40	212 H Boston U.	67 57		
		245 H Holy Cross	72 63	88 H Navy	47 39		
		235 A Loyola Maryland	74 69	245 A Holy Cross	71 47		
		282 A Colgate	63 42	235 H Loyola Maryland	65 68		
		184 H Lehigh	59 52	282 H Colgate	77 57		

Non-Div I Games:

Bucknell

Average RPI Win:	137	WON-LOST	WINNING	LAST 10	STRENGTH OF	OPP. STRENGTH	TEAM	ADJ.	CONF.	ADJ CONF.
Average RPI Loss:	109	RECORD	PCT. RANK	GAMES	SCHEDULE	OF SCHEDULE	RPI	RPI	RPI	RPI
DIV. I ONLY	23- 4	11	9- 1	87	74	13	13	7	7	
DIV. I NON-CONF.	9- 2	33	0- 0	208	54	44	44	8	8	
TOTALS	RPI 1-25	RPI 26-50	W-L RECORDS	RPI 51-100	RPI 101-999	RPI 201+				
23- 4	0- 0	2- 1	OVERALL	9- 1	12- 2	8- 1				
11- 0	0- 0	1- 0	HOME	3- 0	7- 0	4- 0				
9- 4	0- 0	1- 1	AWAY	4- 1	4- 2	4- 1				
3- 0	0- 0	0- 0	NEUTRAL	2- 0	1- 0	0- 0				
9- 2	0- 0	0- 0	NON-CONFERENCE	3- 1	6- 1	4- 1				
3- 0	0- 0	0- 0	HOME	0- 0	3- 0	2- 0				
3- 2	0- 0	0- 0	AWAY	1- 1	2- 1	2- 1				
3- 0	0- 0	0- 0	NEUTRAL	2- 0	1- 0	0- 0				
14- 2	0- 0	2- 1	CONFERENCE	6- 0	6- 1	4- 0				
8- 0	0- 0	1- 0	HOME	3- 0	4- 0	2- 0				
6- 2	0- 0	1- 1	AWAY	3- 0	2- 1	2- 0				
0- 0	0- 0	0- 0	NEUTRAL	0- 0	0- 0	0- 0				

RPI 1-25			Team's RPI: 13		RPI 26-50			RPI 51-100			RPI 101+				
RPI	S	Opponent	Score	RPI	S	Opponent	Score	RPI	S	Opponent	Score	RPI	S	Opponent	Score
27	A	Central Mich.	79 86	27	H	Central Mich.	85 82	57	A	Arizona St.	57 76	114	H	Delaware	87 73
27	H	Central Mich.						63	A	Toledo	84 73	117	H	Western Mich.	71 49
36	A	Ball St.	84 80					63	H	Toledo	87 69	121	A	Northern Ill.	84 86
								64	N	Nebraska	82 72	155	N	Clemson	61 41
								70	A	St. John's (NY)	73 72	162	H	Kent St.	80 42
								80	N	UNLV	80 53	204	A	Columbia	65 63
								82	A	Ohio	67 63	207	A	Bowling Green	88 67
								82	H	Ohio	70 53	211	H	Eastern Mich.	97 92
								84	A	Miami (OH)	64 49	216	A	Akron	89 66
								84	H	Miami (OH)	72 67	216	H	Akron	85 71
												229	A	Niagara	62 75
												253	A	St. Bonaventure	76 59
												276	H	UMES	76 41
												279	H	Cani si us	73 47
LAST 12 Division I GAMES:															
82	H	Ohio	70 53	63	A	Toledo	84 73								
207	A	Bowling Green	88 67	27	A	Central Mich.	79 86								
216	H	Akron	85 71	211	H	Eastern Mich.	97 92								
27	H	Central Mich.	85 82	63	H	Toledo	87 69								
84	A	Miami (OH)	64 49	82	A	Ohio	67 63								
162	H	Kent St.	80 42	36	A	Ball St.	84 80								

Non-Div I Games:

Buffalo

Average RPI Win: **186**
 Average RPI Loss: **71**

WON-LOST
RECORD

WINNING
PCT. RANK

LAST 10
GAMES

STRENGTH OF
SCHEDULE

OPP. STRENGTH
OF SCHEDULE

TEAM
RPI

ADJ.
RPI

CONF.
RPI

ADJ CONF.
RPI

DIV. I ONLY	14- 16	196	2- 8	76	80	122	122	6	6
DIV. I NON-CONF.	8- 4	87	0- 0	109	223	68	68	6	6

TOTALS	RPI 1-25	RPI 26-50	W-L RECORDS	RPI 51-100	RPI 101-999	RPI 201+			
14- 16	0- 5	2- 4	OVERALL	1- 3	11- 4	8- 2			
7- 6	0- 2	1- 1	HOME	0- 1	6- 2	4- 1			
6- 8	0- 3	1- 2	AWAY	0- 1	5- 2	4- 1			
1- 2	0- 0	0- 1	NEUTRAL	1- 1	0- 0	0- 0			
8- 4	0- 1	0- 2	NON-CONFERENCE	1- 1	7- 0	6- 0			
4- 0	0- 0	0- 0	HOME	0- 0	4- 0	3- 0			
3- 2	0- 1	0- 1	AWAY	0- 0	3- 0	3- 0			
1- 2	0- 0	0- 1	NEUTRAL	1- 1	0- 0	0- 0			
6- 12	0- 4	2- 2	CONFERENCE	0- 2	4- 4	2- 2			
3- 6	0- 2	1- 1	HOME	0- 1	2- 2	1- 1			
3- 6	0- 2	1- 1	AWAY	0- 1	2- 2	1- 1			
0- 0	0- 0	0- 0	NEUTRAL	0- 0	0- 0	0- 0			

RPI 1-25				RPI 26-50				RPI 51-100				RPI 101+ Team's RPI: 122			
RPI	S	Opponent	Score	RPI	S	Opponent	Score	RPI	S	Opponent	Score	RPI	S	Opponent	Score
14	A	South Fla.	55 71	26	A	Villanova	76 53	68	N	West Virginia	68 75	111	A	Georgetown	66 57
23	A	DePaul	65 87	26	H	Villanova	67 69	70	A	St. John's (NY)	38 76	111	H	Georgetown	52 63
23	H	DePaul	68 86	36	A	Ball St.	75 87	70	H	St. John's (NY)	55 73	124	A	Seton Hall	64 75
24	A	Marquette	67 69	49	N	Drexel	62 76	75	N	Virginia Tech	79 77	124	H	Seton Hall	66 48
24	H	Marquette	59 78	50	A	Creighton	55 64					191	H	Wisconsin	69 62
				50	H	Creighton	59 53					210	A	Providence	69 48

LAST 12 Division I GAMES:															
215	A	Xavier	54 57	70	A	St. John's (NY)	38 76	215	H	Creighton	59 53	242	H	Austin Peay	75 54
50	A	Creighton	55 64	26	H	Villanova	67 69	215	H	Xavier	62 69	248	A	Illinois St.	56 45
210	A	Providence	69 48	111	H	Georgetown	52 63	258	A	Indiana St.	60 51	262	H	Lipscomb	70 58
24	H	Marquette	59 78	210	H	Providence	68 57	297	A	Murray St.	88 59	303	H	Loyola Chicago	64 52
23	H	DePaul	68 86	50	H	Creighton	59 53								
124	A	Seton Hall	64 75	23	A	DePaul	65 87								

Non-Div I Games:

Butler

Average RPI Win:	284	WON-LOST	WINNING	LAST 10	STRENGTH OF	OPP. STRENGTH	TEAM	ADJ.	CONF.	ADJ CONF.
Average RPI Loss:	185	RECORD	PCT. RANK	GAMES	SCHEDULE	OF SCHEDULE	RPI	RPI	RPI	RPI

DIV. I ONLY	14- 11	136	8- 2	328	299	205	205	31	31
DIV. I NON-CONF.	4- 8	239	0- 0	276	194	244	244	31	31

TOTALS	RPI 1-25	RPI 26-50	W-L RECORDS	RPI 51-100	RPI 101-999	RPI 201+			
14- 11	0- 1	0- 0	OVERALL	0- 1	14- 9	13- 6			
7- 2	0- 0	0- 0	HOME	0- 0	7- 2	7- 1			
7- 9	0- 1	0- 0	AWAY	0- 1	7- 7	6- 5			
0- 0	0- 0	0- 0	NEUTRAL	0- 0	0- 0	0- 0			
4- 8	0- 1	0- 0	NON-CONFERENCE	0- 1	4- 6	3- 3			
2- 1	0- 0	0- 0	HOME	0- 0	2- 1	2- 0			
2- 7	0- 1	0- 0	AWAY	0- 1	2- 5	1- 3			
0- 0	0- 0	0- 0	NEUTRAL	0- 0	0- 0	0- 0			
10- 3	0- 0	0- 0	CONFERENCE	0- 0	10- 3	10- 3			
5- 1	0- 0	0- 0	HOME	0- 0	5- 1	5- 1			
5- 2	0- 0	0- 0	AWAY	0- 0	5- 2	5- 2			
0- 0	0- 0	0- 0	NEUTRAL	0- 0	0- 0	0- 0			

RPI 1-25	RPI 26-50	RPI 51-100	RPI 101+	Team's RPI: 205
RPI S Opponent Score	RPI S Opponent Score	RPI S Opponent Score	RPI S Opponent Score	
15 A Stanford 34 57		59 A South Dakota 50 66	145 A Boise St. 65 59	
			146 A Cal Poly 57 59	
			180 H UC Irvine 59 72	
			198 A UTEP 56 67	
			208 A SMU 29 41	
			221 A New Mexico St. 48 56	
			221 H New Mexico St. 62 52	
			222 A Seattle U 56 64	
			222 H Seattle U 75 68	
			239 H Omaha 52 43	
			246 A UC Riverside 65 68	
			254 A San Jose St. 57 67	
			261 A Grand Canyon 69 40	
			281 A UMKC 76 62	
			281 H UMKC 58 60	
			306 A UTRGV 67 64	
			306 H UTRGV 71 30	
			324 A Utah Valley 64 60	
			324 H Utah Valley 63 58	
			325 H Cal St. Fullerton 55 43	
			330 A Southern Utah 46 45	
			345 A Chicago St. 63 36	
			345 H Chicago St. 63 49	
LAST 12 Division I GAMES:				
222 A Seattle U 56 64	345 A Chicago St. 63 36			
324 A Utah Valley 64 60	222 H Seattle U 75 68			
261 A Grand Canyon 69 40	345 H Chicago St. 63 49			
306 H UTRGV 71 30	281 H UMKC 58 60			
221 H New Mexico St. 62 52	221 A New Mexico St. 48 56			
281 A UMKC 76 62	306 A UTRGV 67 64			

Non-Div I Games: Fresno Pacific 74 63 Whittier 72 35

Average RPI Win:	220	WON-LOST	WINNING	LAST 10	STRENGTH OF	OPP. STRENGTH	TEAM	ADJ.	CONF.	ADJ CONF.
Average RPI Loss:	182	RECORD	PCT. RANK	GAMES	SCHEDULE	OF SCHEDULE	RPI	RPI	RPI	RPI
DIV. I ONLY	13- 14	186	5- 5	225	231	214	214	21	21	
DIV. I NON-CONF.	6- 7	184	0- 0	205	265	221	221	19	19	

TOTALS	RPI 1-25	RPI 26-50	W-L RECORDS	RPI 51-100	RPI 101-999	RPI 201+				
13- 14	0- 1	0- 0	OVERALL	1- 1	12- 12	8- 6				
8- 6	0- 0	0- 0	HOME	1- 0	7- 6	5- 3				
5- 7	0- 1	0- 0	AWAY	0- 1	5- 5	3- 3				
0- 1	0- 0	0- 0	NEUTRAL	0- 0	0- 1	0- 0				
6- 7	0- 1	0- 0	NON-CONFERENCE	0- 0	6- 6	4- 3				
4- 3	0- 0	0- 0	HOME	0- 0	4- 3	3- 1				
2- 3	0- 1	0- 0	AWAY	0- 0	2- 2	1- 2				
0- 1	0- 0	0- 0	NEUTRAL	0- 0	0- 1	0- 0				
7- 7	0- 0	0- 0	CONFERENCE	1- 1	6- 6	4- 3				
4- 3	0- 0	0- 0	HOME	1- 0	3- 3	2- 2				
3- 4	0- 0	0- 0	AWAY	0- 1	3- 3	2- 1				
0- 0	0- 0	0- 0	NEUTRAL	0- 0	0- 0	0- 0				

RPI 1-25				RPI 26-50				RPI 51-100				RPI 101+				Team's RPI: 214
RPI	S	Opponent	Score	RPI	S	Opponent	Score	RPI	S	Opponent	Score	RPI	S	Opponent	Score	
8	A	Oregon	43 91					58	A	UC Davis	46 72	119	N	Milwaukee	50 58	
								58	H	UC Davis	75 71	130	H	Fresno St.	85 72	
												133	A	Loyola Marymount	75 68	
												146	A	Cal Poly	71 84	
												146	H	Cal Poly	86 66	
												148	H	Idaho	75 80	
												154	H	Weber St.	61 64	
												180	A	UC Irvine	47 56	
												193	A	UC Santa Barbara	48 30	
												193	H	UC Santa Barbara	73 74	
												222	H	Seattle U	67 62	
												237	A	New Orleans	73 76	
												239	H	Omaha	60 68	
												246	A	UC Riverside	58 69	
												246	H	UC Riverside	60 55	
												249	A	Hawaii	70 58	
												249	H	Hawaii	54 56	
												254	A	San Jose St.	76 59	
												268	A	San Diego St.	55 58	
												275	H	Arizona	66 63	
												299	H	Long Beach St.	51 59	
												302	H	Northern Ariz.	78 69	
												325	A	Cal St. Fullerton	70 68	
												325	H	Cal St. Fullerton	65 41	
LAST 12 Division I GAMES:																
249	H	Hawaii	54 56	193	A	UC Santa Barbara	48 30									
146	H	Cal Poly	86 66	180	A	UC Irvine	47 56									
246	A	UC Riverside	58 69	249	A	Hawaii	70 58									
58	A	UC Davis	46 72	246	H	UC Riverside	60 55									
299	H	Long Beach St.	51 59	325	H	Cal St. Fullerton	65 41									
58	H	UC Davis	75 71	146	A	Cal Poly	71 84									

Non-Div I Games: Biola 68 51

CSUN

C
a
l
P
o
l
y

Cal Poly				Through Games Of Feb. 26, 2018							
Average RPI	Win:	251	WON-LOST	WINNING	LAST 10	STRENGTH OF	OPP. STRENGTH	TEAM	ADJ.	CONF.	ADJ CONF.
Average RPI	Loss:	141	RECORD	PCT. RANK	GAMES	SCHEDULE	OF SCHEDULE	RPI	RPI	RPI	RPI
DIV. I ONLY		15- 11		131	7- 3	207	264	146	146	21	21
DIV. I NON-CONF.		5- 6		187	0- 0	157	315	162	162	19	19

TOTALS	RPI 1-25		RPI 26-50		W-L RECORDS	RPI 51-100		RPI 101-999		RPI 201+	
15- 11	0- 0		0- 1		OVERALL	0- 3		15- 7		12- 2	
10- 2	0- 0		0- 0		HOME	0- 1		10- 1		7- 0	
5- 9	0- 0		0- 1		AWAY	0- 2		5- 6		5- 2	
0- 0	0- 0		0- 0		NEUTRAL	0- 0		0- 0		0- 0	
5- 6	0- 0		0- 1		NON-CONFERENCE	0- 1		5- 4		4- 1	
3- 1	0- 0		0- 0		HOME	0- 0		3- 1		2- 0	
2- 5	0- 0		0- 1		AWAY	0- 1		2- 3		2- 1	
0- 0	0- 0		0- 0		NEUTRAL	0- 0		0- 0		0- 0	
10- 5	0- 0		0- 0		CONFERENCE	0- 2		10- 3		8- 1	
7- 1	0- 0		0- 0		HOME	0- 1		7- 0		5- 0	
3- 4	0- 0		0- 0		AWAY	0- 1		3- 3		3- 1	
0- 0	0- 0		0- 0		NEUTRAL	0- 0		0- 0		0- 0	

C
a
l
P
o
l
y

RPI 1-25				RPI 26-50				RPI 51-100				RPI 101+ Team's RPI: 146			
RPI	S	Opponent	Score	RPI	S	Opponent	Score	RPI	S	Opponent	Score	RPI	S	Opponent	Score
				46	A	Minnesota	68 112	58	A	UC Davis	77 85	128	H	Robert Morris	50 66
								58	H	UC Davis	76 80	131	A	San Francisco	71 83
								74	A	Saint Mary's (CA)	64 82	131	H	San Francisco	88 83
												144	A	Eastern Wash.	72 75
												180	A	UC Irvine	66 107
												180	H	UC Irvine	79 76
												193	A	UC Santa Barbara	68 73
												193	H	UC Santa Barbara	73 72
												205	H	CSU Bakersfield	59 57
												214	A	CSUN	66 86
												214	H	CSUN	84 71
												246	A	UC Riverside	87 82
												246	H	UC Riverside	91 73
												249	H	Hawaii	52 50
												261	H	Grand Canyon	75 69
												286	A	North Dakota St.	73 69
												299	A	Long Beach St.	75 64
												299	H	Long Beach St.	70 61
												302	A	Northern Ariz.	89 73
												324	A	Utah Valley	70 89
												325	A	Cal St. Fullerton	72 63
												325	H	Cal St. Fullerton	63 56
LAST 12 Division I GAMES:															
				325	H	Cal St. Fullerton	63 56	246	H	UC Riverside	91 73				
				193	H	UC Santa Barbara	73 72	249	H	Hawaii	52 50				
				214	A	CSUN	66 86	325	A	Cal St. Fullerton	72 63				
				180	A	UC Irvine	66 107	299	A	Long Beach St.	75 64				
				299	H	Long Beach St.	70 61	58	H	UC Davis	76 80				
				58	A	UC Davis	77 85	180	H	UC Irvine	79 76				

Non-Div I Games: Cal St. Monterey Bay77 44

Cal Poly

Average RPI Win:	283	WON-LOST	WINNING	LAST 10	STRENGTH OF	OPP. STRENGTH	TEAM	ADJ.	CONF.	ADJ CONF.
Average RPI Loss:	197	RECORD	PCT. RANK	GAMES	SCHEDULE	OF SCHEDULE	RPI	RPI	RPI	RPI

DIV. I ONLY	7- 19	288	1- 9	324	243	325	325	21	21
DIV. I NON-CONF.	4- 8	239	0- 0	307	326	288	288	19	19

TOTALS	RPI 1-25	RPI 26-50	W-L RECORDS	RPI 51-100	RPI 101-999	RPI 201+			
7- 19	0- 0	0- 0	OVERALL	0- 1	7- 18	7- 8			
5- 6	0- 0	0- 0	HOME	0- 0	5- 6	5- 1			
2- 12	0- 0	0- 0	AWAY	0- 1	2- 11	2- 7			
0- 1	0- 0	0- 0	NEUTRAL	0- 0	0- 1	0- 0			
4- 8	0- 0	0- 0	NON-CONFERENCE	0- 0	4- 8	4- 3			
2- 2	0- 0	0- 0	HOME	0- 0	2- 2	2- 0			
2- 5	0- 0	0- 0	AWAY	0- 0	2- 5	2- 3			
0- 1	0- 0	0- 0	NEUTRAL	0- 0	0- 1	0- 0			
3- 11	0- 0	0- 0	CONFERENCE	0- 1	3- 10	3- 5			
3- 4	0- 0	0- 0	HOME	0- 0	3- 4	3- 1			
0- 7	0- 0	0- 0	AWAY	0- 1	0- 6	0- 4			
0- 0	0- 0	0- 0	NEUTRAL	0- 0	0- 0	0- 0			

C
a
l
s
t
.
F
u
l
l
e
r
t
o
n

C
a
l
s
t
.
F
u
l
l
e
r
t
o
n

RPI 1-25				RPI 26-50				RPI 51-100				RPI 101+ Team's RPI: 325			
RPI	S	Opponent	Score	RPI	S	Opponent	Score	RPI	S	Opponent	Score	RPI	S	Opponent	Score
								58	A	UC Davis	53 67	146	A	Cal Poly	56 63
												146	H	Cal Poly	63 72
												148	A	Idaho	60 80
												172	H	Denver	58 83
												180	H	UC Irvine	60 76
												182	N	Oral Roberts	50 60
												192	A	Pacific	65 81
												193	A	UC Santa Barbara	59 78
												193	H	UC Santa Barbara	52 59
												198	H	UTEP	91 92
												205	A	CSU Bakersfield	43 55
												214	A	CSUN	41 65
												214	H	CSUN	68 70
												240	A	Montana	47 68
												246	A	UC Riverside	50 63
												246	H	UC Riverside	71 62
												249	A	Hawaii	54 59
												249	H	Hawaii	69 57
												268	A	San Diego St.	58 59
												269	H	UTSA	55 46
												280	A	Santa Clara	73 69
												299	A	Long Beach St.	47 67
												299	H	Long Beach St.	67 61
												316	H	Portland	66 61
												324	A	Utah Valley	73 36

				LAST 12 Division I GAMES:											
				146	A	Cal Poly	56 63	180	H	UC Irvine	60 76				
				246	H	UC Riverside	71 62	146	H	Cal Poly	63 72				
				299	A	Long Beach St.	47 67	58	A	UC Davis	53 67				
				193	A	UC Santa Barbara	59 78	214	A	CSUN	41 65				
				193	H	UC Santa Barbara	52 59	246	A	UC Riverside	50 63				
				249	A	Hawaii	54 59	299	H	Long Beach St.	67 61				

Non-Div I Games: Antelope Valley 74 48

Cal i forni a					Through Games Of Feb. 26, 2018						
Average RPI	Win:	157	WON-LOST	WINNING	LAST 10	STRENGTH OF	OPP. STRENGTH	TEAM	ADJ.	CONF.	ADJ CONF.
Average RPI	Loss:	23	RECORD	PCT. RANK	GAMES	SCHEDULE	OF SCHEDULE	RPI	RPI	RPI	RPI
DIV. I ONLY		20- 9	68	6- 4	59	31	40	40	5	5	
DIV. I NON-CONF.		9- 2	33	0- 0	50	103	24	24	3	3	

TOTALS	RPI 1-25		RPI 26-50		W-L RECORDS	RPI 51-100		RPI 101-999		RPI 201+	
20- 9	1- 6		2- 1		OVERALL	2- 2		15- 0		5- 0	
12- 3	1- 2		1- 0		HOME	1- 1		9- 0		3- 0	
8- 6	0- 4		1- 1		AWAY	1- 1		6- 0		2- 0	
0- 0	0- 0		0- 0		NEUTRAL	0- 0		0- 0		0- 0	
9- 2	0- 2		0- 0		NON-CONFERENCE	2- 0		7- 0		3- 0	
5- 1	0- 1		0- 0		HOME	1- 0		4- 0		2- 0	
4- 1	0- 1		0- 0		AWAY	1- 0		3- 0		1- 0	
0- 0	0- 0		0- 0		NEUTRAL	0- 0		0- 0		0- 0	
11- 7	1- 4		2- 1		CONFERENCE	0- 2		8- 0		2- 0	
7- 2	1- 1		1- 0		HOME	0- 1		5- 0		1- 0	
4- 5	0- 3		1- 1		AWAY	0- 1		3- 0		1- 0	
0- 0	0- 0		0- 0		NEUTRAL	0- 0		0- 0		0- 0	

RPI 1-25				RPI 26-50				Team's RPI: 40				RPI 51-100				RPI 101+			
RPI	S	Opponent	Score	RPI	S	Opponent	Score	RPI	S	Opponent	Score	RPI	S	Opponent	Score	RPI	S	Opponent	Score
2	A	UConn	47 82	33	A	Oregon St.	48 68	57	A	Arizona St.	71 80	101	H	Utah	84 73				
8	A	Oregon	54 91	45	A	Southern Cal i forni a	62 59	57	H	Ari zona St.	42 57	107	A	Washi ngton St.	67 54				
10	A	UCLA	52 60	45	H	Southern Cal i forni a	76 64	74	H	Saint Mary' s (CA)	87 80	107	H	Washi ngton St.	66 60				
10	H	UCLA	46 82					89	A	Kentucky	62 52	142	H	BYU	70 45				
15	A	Stanford	69 74									150	H	Col orado	78 76				
15	H	Stanford	78 66									179	A	Brown	89 79				
19	H	Mi ssouri	52 55									188	H	San Di ego	89 64				

LAST 12 Di vi si on I GAMES:																			
200	A	Washi ngton	83 67	33	A	Oregon St.	48 68												
107	A	Washi ngton St.	67 54	8	A	Oregon	54 91												
15	H	Stanford	78 66	57	H	Ari zona St.	42 57												
15	A	Stanford	69 74	275	H	Ari zona	63 39												
101	H	Utah	84 73	45	A	Southern Cal i forni a	62 59												
150	H	Col orado	78 76	10	A	UCLA	52 60												

Non-Di v I Games:

Cal i forni a

Average RPI Win:	286	WON-LOST	WINNING	LAST 10	STRENGTH OF	OPP. STRENGTH	TEAM	ADJ.	CONF.	ADJ CONF.
Average RPI Loss:	195	RECORD	PCT. RANK	GAMES	SCHEDULE	OF SCHEDULE	RPI	RPI	RPI	RPI
DIV. I ONLY	12- 13	190	5- 5	337	305	269	269	26	26	
DIV. I NON-CONF.	5- 4	146	0- 0	309	301	226	226	28	28	

TOTALS	RPI 1-25	RPI 26-50	W-L RECORDS	RPI 51-100	RPI 101-999	RPI 201+				
12- 13	0- 0	0- 0	OVERALL	0- 3	12- 10	11- 6				
6- 6	0- 0	0- 0	HOME	0- 2	6- 4	6- 1				
6- 7	0- 0	0- 0	AWAY	0- 0	6- 4	5- 4				
0- 0	0- 0	0- 0	NEUTRAL	0- 0	0- 0	0- 0				
5- 4	0- 0	0- 0	NON-CONFERENCE	0- 1	5- 3	5- 1				
2- 2	0- 0	0- 0	HOME	0- 1	2- 1	2- 0				
3- 2	0- 0	0- 0	AWAY	0- 0	3- 2	3- 1				
0- 0	0- 0	0- 0	NEUTRAL	0- 0	0- 0	0- 0				
7- 9	0- 0	0- 0	CONFERENCE	0- 2	7- 7	6- 5				
4- 4	0- 0	0- 0	HOME	0- 1	4- 3	4- 1				
3- 5	0- 0	0- 0	AWAY	0- 1	3- 4	2- 4				
0- 0	0- 0	0- 0	NEUTRAL	0- 0	0- 0	0- 0				

RPI 1-25				RPI 26-50				RPI 51-100				RPI 101+ Team's RPI: 269					
RPI	S	Opponent	Score	RPI	S	Opponent	Score	RPI	S	Opponent	Score	RPI	S	Opponent	Score		
								53	H	Mercer	57	58	149	H	Radford	50	51
								85	A	Li berty	42	60	156	A	Kansas	48	66
								85	H	Li berty	33	46	194	A	Hi gh Poi nt	51	44
													194	H	Hi gh Poi nt	53	62
													197	H	Norfol k St.	27	53
													218	A	Gardner-Webb	73	44
													225	A	UNC Asheville	33	38
													225	H	UNC Asheville	52	60
													226	A	UNCG	72	61
													251	A	Presbyteri an	59	65
													251	H	Presbyteri an	53	40
													265	A	Howard	61	63
													273	A	Col. of Charleston	53	45
													293	H	USC Upstate	69	49
													311	A	Charleston So.	59	63
													311	H	Charleston So.	58	49
													317	H	Western Caro.	58	51
													321	A	N. C. Central	58	51
													340	A	Winthrop	72	48
													340	H	Winthrop	57	45
													343	A	Longwood	50	57
													343	H	Longwood	58	48
LAST 12 Division I GAMES:																	
340	H	Winthrop	57	45	194	A	Hi gh Poi nt	51	44								
225	A	UNC Asheville	33	38	149	H	Radford	50	51								
343	A	Longwood	50	57	343	H	Longwood	58	48								
251	H	Presbyteri an	53	40	218	A	Gardner-Webb	73	44								
85	H	Li berty	33	46	85	A	Li berty	42	60								
311	A	Charleston So.	59	63	194	H	Hi gh Poi nt	53	62								

Non-Div I Games: William Peace 94 42 Columbia Int'l 78 39

Campbell

Loss, Non-Conf, S Site, H Home A Away N Neutral

Average RPI Win: 273	WON-LOST RECORD	WINNING PCT. RANK	LAST 10 GAMES	STRENGTH OF SCHEDULE	OPP. STRENGTH OF SCHEDULE	TEAM RPI	ADJ. RPI	CONF. RPI	ADJ. CONF. RPI
Average RPI Loss: 183									
DIV. I ONLY	10- 19	255	4- 6	255	290	279	279	28	28
DIV. I NON-CONF.	2- 9	295	0- 0	203	256	296	296	25	25

TOTALS	RPI 1-25	RPI 26-50	W-L RECORDS	RPI 51-100	RPI 101-999	RPI 201+			
10- 19	0- 1	0- 2	OVERALL	0- 2	10- 14	9- 8			
5- 9	0- 0	0- 1	HOME	0- 0	5- 8	4- 5			
5- 9	0- 0	0- 0	AWAY	0- 1	5- 0	5- 0			
0- 1	0- 0	0- 0	NEUTRAL	0- 0	0- 1	0- 0			
2- 9	0- 1	0- 0	NON-CONFERENCE	0- 2	2- 6	2- 3			
1- 4	0- 0	0- 0	HOME	0- 0	1- 4	1- 2			
1- 4	0- 1	0- 0	AWAY	0- 2	1- 1	1- 1			
0- 1	0- 0	0- 0	NEUTRAL	0- 0	0- 1	0- 0			
8- 10	0- 0	0- 2	CONFERENCE	0- 0	8- 8	7- 5			
4- 5	0- 0	0- 1	HOME	0- 0	4- 4	3- 3			
4- 5	0- 0	0- 1	AWAY	0- 0	4- 4	4- 2			
0- 0	0- 0	0- 0	NEUTRAL	0- 0	0- 0	0- 0			

RPI 1-25				RPI 26-50				RPI 51-100				RPI 101+ Team's RPI: 279			
RPI	S	Opponent	Score	RPI	S	Opponent	Score	RPI	S	Opponent	Score	RPI	S	Opponent	Score
13	A	Buffalo	47 73	42	A	Quinnipiac	39 64	84	A	Miami (OH)	47 72	105	N	Middle Tenn.	45 55
				42	H	Quinnipiac	55 84	93	A	Bucknell	57 76	176	A	Marist	47 58
												176	H	Marist	53 78
												187	H	Morehead St.	52 76
												190	H	Oakland	48 83
												199	A	Siena	59 68
												199	H	Siena	65 57
												207	A	Bowling Green	71 57
												229	A	Niagara	72 66
												229	H	Niagara	64 60
												253	H	St. Bonaventure	71 69
												259	A	Manhattan	39 58
												259	H	Manhattan	56 59
												263	A	Rider	54 70
												263	H	Rider	54 62
												267	H	Fairfield	52 56
												272	H	Cornell	59 67
												282	H	Colgate	63 70
												291	A	Monmouth	60 48
												291	H	Monmouth	62 50
												306	A	UTRGV	46 63
												338	A	Iona	53 49
												348	A	Saint Peter's	66 53
												348	H	Saint Peter's	52 49
LAST 12 Division I GAMES:															
199	A	Siena	59 68	348	H	Saint Peter's	52 49								
229	A	Niagara	72 66	229	H	Niagara	64 60								
263	H	Rider	54 62	176	H	Marist	53 78								
291	H	Monmouth	62 50	42	H	Quinnipiac	55 84								
176	A	Marist	47 58	291	A	Monmouth	60 48								
42	A	Quinnipiac	39 64	348	A	Saint Peter's	66 53								

Non-Div I Games:

Canisius

Average RPI Win:	257	WON-LOST	WINNING	LAST 10	STRENGTH OF	OPP. STRENGTH	TEAM	ADJ.	CONF.	ADJ CONF.
Average RPI Loss:	121	RECORD	PCT. RANK	GAMES	SCHEDULE	OF SCHEDULE	RPI	RPI	RPI	RPI
DIV. I ONLY	15- 8	93	6- 4	208	261	115	115	27	27	
DIV. I NON-CONF.	3- 4	209	0- 0	59	23	86	86	26	26	

TOTALS	RPI 1-25	RPI 26-50	W-L RECORDS	RPI 51-100	RPI 101-999	RPI 201+				
15- 8	0- 3	0- 0	OVERALL	1- 0	14- 5	13- 2				
7- 2	0- 0	0- 0	HOME	1- 0	6- 2	6- 1				
6- 6	0- 0	0- 0	AWAY	0- 0	6- 0	6- 0				
2- 0	0- 0	0- 0	NEUTRAL	0- 0	2- 0	1- 0				
3- 4	0- 3	0- 0	NON-CONFERENCE	0- 0	3- 1	2- 0				
1- 0	0- 0	0- 0	HOME	0- 0	1- 0	1- 0				
0- 4	0- 3	0- 0	AWAY	0- 0	0- 1	0- 0				
2- 0	0- 0	0- 0	NEUTRAL	0- 0	2- 0	1- 0				
12- 4	0- 0	0- 0	CONFERENCE	1- 0	11- 4	11- 2				
6- 2	0- 0	0- 0	HOME	1- 0	5- 2	5- 1				
6- 2	0- 0	0- 0	AWAY	0- 0	6- 2	6- 1				
0- 0	0- 0	0- 0	NEUTRAL	0- 0	0- 0	0- 0				

RPI 1-25				RPI 26-50				RPI 51-100				RPI 101+ Team's RPI: 115			
RPI	S	Opponent	Score	RPI	S	Opponent	Score	RPI	S	Opponent	Score	RPI	S	Opponent	Score
4	A	Baylor	55 86					92	H	Lamar University	51 39	123	A	SFA	46 59
9	A	Tennessee	34 77									123	H	SFA	50 55
18	A	Texas A&M	61 72									155	N	Clemson	53 47
												167	A	South Ala.	43 64
												224	A	A&M-Corpus Christi	58 50
												231	A	Nicholls St.	69 48
												231	H	Nicholls St.	60 42
												236	A	Abilene Christian	73 61
												236	H	Abilene Christian	63 45
												237	H	New Orleans	48 52
												286	N	North Dakota St.	68 45
												287	A	Southeastern La.	70 78
												287	H	Southeastern La.	63 47
												288	A	McNeese	51 45
												296	H	Alcorn	75 52
												305	A	Incarnate Word	57 35
												314	H	Houston Baptist	64 56
												335	A	Northwestern St.	61 53
												336	H	Sam Houston St.	69 44

LAST 12 Division I GAMES:															
236	A	Abilene Christian	73 61	335	A	Northwestern St.	61 53								
123	H	SFA	50 55	123	A	SFA	46 59								
231	H	Nicholls St.	60 42	236	H	Abilene Christian	63 45								
288	A	McNeese	51 45	237	H	New Orleans	48 52								
314	H	Houston Baptist	64 56	231	A	Nicholls St.	69 48								
287	A	Southeastern La.	70 78	305	A	Incarnate Word	57 35								

Non-Div I Games: Central Baptist 75 34 Williams Baptist 77 31 Crowley's Ridge 106 23 Hendrix 79 22 Central Ark.

Average RPI Win:	291	WON-LOST	WINNING	LAST 10	STRENGTH OF	OPP. STRENGTH	TEAM	ADJ.	CONF.	ADJ CONF.
Average RPI Loss:	176	RECORD	PCT. RANK	GAMES	SCHEDULE	OF SCHEDULE	RPI	RPI	RPI	RPI
DIV. I ONLY	6- 21	310	4- 6	159	315	294	294	29	29	
DIV. I NON-CONF.	0- 11	337	0- 0	61	199	293	293	29	29	

TOTALS	RPI 1-25	RPI 26-50	W-L RECORDS	RPI 51-100	RPI 101-999	RPI 201+				
6- 21	0- 0	0- 1	OVERALL	0- 4	6- 16	6- 8				
4- 9	0- 0	0- 0	HOME	0- 1	4- 8	4- 4				
2- 12	0- 0	0- 1	AWAY	0- 3	2- 8	2- 4				
0- 0	0- 0	0- 0	NEUTRAL	0- 0	0- 0	0- 0				
0- 11	0- 0	0- 1	NON-CONFERENCE	0- 4	0- 6	0- 2				
0- 4	0- 0	0- 0	HOME	0- 1	0- 3	0- 1				
0- 7	0- 0	0- 1	AWAY	0- 3	0- 3	0- 1				
0- 0	0- 0	0- 0	NEUTRAL	0- 0	0- 0	0- 0				
6- 10	0- 0	0- 0	CONFERENCE	0- 0	6- 10	6- 6				
4- 5	0- 0	0- 0	HOME	0- 0	4- 5	4- 3				
2- 5	0- 0	0- 0	AWAY	0- 0	2- 5	2- 3				
0- 0	0- 0	0- 0	NEUTRAL	0- 0	0- 0	0- 0				

RPI 1-25				RPI 26-50				RPI 51-100				RPI 101+ Team's RPI: 294			
RPI	S	Opponent	Score	RPI	S	Opponent	Score	RPI	S	Opponent	Score	RPI	S	Opponent	Score
				34	A	Virginia	59 103	68	A	West Virginia	52 102	112	A	Saint Francis (PA)	59 87
								72	A	Duquesne	58 83	112	H	Saint Francis (PA)	75 85
								79	H	Albany (NY)	60 72	127	H	Yale	62 75
								87	A	Penn St.	66 83	128	A	Robert Morris	47 66
												128	H	Robert Morris	51 67
												147	A	Hartford	52 68
												179	H	Brown	55 78
												180	A	Stony Brook	55 60
												252	H	St. Francis Brooklyn	70 78
												257	A	Sacred Heart	73 71
												257	H	Sacred Heart	69 59
												264	H	Morgan St.	41 61
												277	H	LIU Brooklyn	54 61
												284	A	Fairleigh Dickinson	49 78
												284	H	Fairleigh Dickinson	76 56
												285	A	Bryant	50 66
												285	H	Bryant	66 59
												290	A	Mt. St. Mary's	56 76
												290	H	Mt. St. Mary's	56 68
												292	A	Vermont	48 62
												332	A	Wagner	66 64
												332	H	Wagner	59 56
LAST 12 Division I GAMES:															
				128	H	Robert Morris	51 67	257	A	Sacred Heart	73 71				
				112	H	Saint Francis (PA)	75 85	128	A	Robert Morris	47 66				
				290	A	Mt. St. Mary's	56 76	112	A	Saint Francis (PA)	59 87				
				332	A	Wagner	66 64	277	H	LIU Brooklyn	54 61				
				285	H	Bryant	66 59	252	H	St. Francis Brooklyn	70 78				
				284	H	Fairleigh Dickinson	76 56	284	A	Fairleigh Dickinson	49 78				

Non-Div I Games:

Central Conn. St.

C
e
n
t
r
a
l
M
i
c
h
.

Central Mich.				Through Games Of Feb. 26, 2018							
Average RPI	Win:	148	WON-LOST	WINNING	LAST 10	STRENGTH OF	OPP. STRENGTH	TEAM	ADJ.	CONF.	ADJ CONF.
Average RPI	Loss:	46	RECORD	PCT. RANK	GAMES	SCHEDULE	OF SCHEDULE	RPI	RPI	RPI	RPI
DIV. I ONLY		22- 4	13	9- 1	89	81	27	27	7	7	
DIV. I NON-CONF.		7- 3	74	0- 0	183	66	90	90	8	8	

TOTALS		RPI 1-25	RPI 26-50		W-L RECORDS		RPI 51-100	RPI 101-999	RPI 201+		
22- 4		1- 1	1- 1		OVERALL		4- 2	16- 0	7- 0		
10- 2		1- 0	0- 1		HOME		2- 1	7- 0	3- 0		
10- 2		0- 1	1- 0		AWAY		2- 1	7- 0	3- 0		
2- 0		0- 0	0- 0		NEUTRAL		0- 0	2- 0	1- 0		
7- 3		0- 0	0- 1		NON-CONFERENCE		0- 2	7- 0	3- 0		
2- 2		0- 0	0- 1		HOME		0- 1	2- 0	1- 0		
3- 1		0- 0	0- 0		AWAY		0- 1	3- 0	1- 0		
2- 0		0- 0	0- 0		NEUTRAL		0- 0	2- 0	1- 0		
15- 1		1- 1	1- 0		CONFERENCE		4- 0	9- 0	4- 0		
8- 0		1- 0	0- 0		HOME		2- 0	5- 0	2- 0		
7- 1		0- 1	1- 0		AWAY		2- 0	4- 0	2- 0		
0- 0		0- 0	0- 0		NEUTRAL		0- 0	0- 0	0- 0		

RPI 1-25				RPI 26-50				Team's RPI: 27				RPI 51-100				RPI 101+			
RPI	S	Opponent	Score	RPI	S	Opponent	Score	RPI	S	Opponent	Score	RPI	S	Opponent	Score	RPI	S	Opponent	Score
13	A	Buffalo	82 85	36	A	Ball St.	69 65	56	H	Purdue	69 79	116	N	Iowa St.	81 60				
13	H	Buffalo	86 79	42	H	Quinnipiac	70 84	63	H	Toledo	85 47	117	A	Western Mich.	78 62				
								72	A	Duquesne	61 64	117	H	Western Mich.	74 70				
								82	A	Ohio	74 72	121	A	Northern Ill.	81 78				
								82	H	Ohio	82 58	121	H	Northern Ill.	91 77				
								84	A	Miami (OH)	84 66	136	H	Vanderbilt	92 75				
												162	H	Kent St.	88 84				
												164	A	SIUE	94 56				
												190	A	Oakland	103 85				
												207	H	Bowling Green	90 54				
												211	A	Eastern Mich.	95 72				
												211	H	Eastern Mich.	95 82				
												216	A	Akron	95 86				
												258	A	Indiana St.	77 67				
												268	N	San Diego St.	85 76				
												273	H	Col. of Charleston	79 58				
LAST 12 Division I GAMES:																			
117	A	Western Mich.	78 62	211	A	Eastern Mich.	95 72												
121	H	Northern Ill.	91 77	13	H	Buffalo	86 79												
211	H	Eastern Mich.	95 82	117	H	Western Mich.	74 70												
13	A	Buffalo	82 85	216	A	Akron	95 86												
63	H	Toledo	85 47	121	A	Northern Ill.	81 78												
82	A	Ohio	74 72	162	H	Kent St.	88 84												

Non-Div I Games: Aquinas 96 47

Central Mich.

C
e
n
t
r
a
l
M
i
c
h
.

Average RPI Win:	308	WON-LOST	WINNING	LAST 10	STRENGTH OF	OPP. STRENGTH	TEAM	ADJ.	CONF.	ADJ CONF.
Average RPI Loss:	192	RECORD	PCT. RANK	GAMES	SCHEDULE	OF SCHEDULE	RPI	RPI	RPI	RPI

DIV. I ONLY	7- 17	279	3- 7	299	327	311	311	26	26
DIV. I NON-CONF.	2- 6	280	0- 0	339	247	337	337	28	28
TOTALS	RPI 1-25	RPI 26-50	W-L RECORDS	RPI 51-100	RPI 101-999	RPI 201+			
7- 17	0- 0	0- 0	OVERALL	0- 3	7- 14	7- 8			
4- 7	0- 0	0- 0	HOME	0- 1	4- 6	4- 4			
3- 9	0- 0	0- 0	AWAY	0- 0	3- 4	3- 2			
0- 1	0- 0	0- 0	NEUTRAL	0- 0	0- 1	0- 0			
2- 6	0- 0	0- 0	NON-CONFERENCE	0- 1	2- 5	2- 3			
1- 2	0- 0	0- 0	HOME	0- 0	1- 2	1- 2			
1- 3	0- 0	0- 0	AWAY	0- 1	1- 2	1- 1			
0- 1	0- 0	0- 0	NEUTRAL	0- 0	0- 1	0- 0			
5- 11	0- 0	0- 0	CONFERENCE	0- 2	5- 9	5- 5			
3- 5	0- 0	0- 0	HOME	0- 1	3- 4	3- 2			
2- 6	0- 0	0- 0	AWAY	0- 1	2- 5	2- 3			
0- 0	0- 0	0- 0	NEUTRAL	0- 0	0- 0	0- 0			

RPI 1-25	RPI 26-50	RPI 51-100	RPI 101+	Team's RPI: 311
RPI S Opponent Score	RPI S Opponent Score	RPI S Opponent Score	RPI S Opponent Score	
		65 A Georgi a Tech 51 78	147 N Hartford 43 62	
		85 A Liberty 53 63	149 A Radford 57 74	
		85 H Liberty 57 95	149 H Radford 56 61	
			155 A Clemson 30 66	
			194 A High Point 49 52	
			194 H High Point 74 75	
			218 A Gardner-Webb 52 68	
			218 H Gardner-Webb 59 75	
			225 A UNC Asheville 69 71	
			225 H UNC Asheville 61 78	
			251 A Presbyterian 64 61	
			262 H Lipscomb 54 58	
			269 A Campbell 49 58	
			269 H Campbell 63 59	
			298 A Wofford 68 45	
			310 A FIU 70 77	
			315 H Coppin St. 72 58	
			322 H South Carolina St. 58 60	
			340 H Winthrop 81 45	
			343 A Longwood 78 61	
			343 H Longwood 73 57	
LAST 12 Division I GAMES:				
85 H Liberty 57 95	343 A Longwood 78 61			
194 A High Point 49 52	251 A Presbyterian 64 61			
218 H Gardner-Webb 59 75	194 H High Point 74 75			
225 A UNC Asheville 69 71	225 H UNC Asheville 61 78			
149 A Radford 57 74	218 A Gardner-Webb 52 68			
269 H Campbell 63 59	340 H Winthrop 81 45			

Non-Div I Games: Southern Wesleyan 94 56 Erskine 79 43

Charleston So.

Average RPI Win:	227	WON-LOST	WINNING	LAST 10	STRENGTH OF	OPP. STRENGTH	TEAM	ADJ.	CONF.	ADJ CONF.
Average RPI Loss:	116	RECORD	PCT. RANK	GAMES	SCHEDULE	OF SCHEDULE	RPI	RPI	RPI	RPI
DIV. I ONLY	12- 15	210	6- 4	101	165	153	153	18	18	
DIV. I NON-CONF.	4- 9	249	0- 0	100	106	219	219	20	20	

TOTALS	RPI 1-25	RPI 26-50	W-L RECORDS	RPI 51-100	RPI 101-999	RPI 201+				
12- 15	0- 1	0- 3	OVERALL	2- 1	10- 10	9- 2				
7- 4	0- 0	0- 1	HOME	1- 1	6- 2	6- 0				
5- 9	0- 0	0- 1	AWAY	1- 0	4- 8	3- 2				
0- 2	0- 1	0- 1	NEUTRAL	0- 0	0- 0	0- 0				
4- 9	0- 1	0- 2	NON-CONFERENCE	1- 1	3- 5	3- 1				
3- 2	0- 0	0- 1	HOME	1- 1	2- 0	2- 0				
1- 5	0- 0	0- 0	AWAY	0- 0	1- 5	1- 1				
0- 2	0- 1	0- 1	NEUTRAL	0- 0	0- 0	0- 0				
8- 6	0- 0	0- 1	CONFERENCE	1- 0	7- 5	6- 1				
4- 2	0- 0	0- 0	HOME	0- 0	4- 2	4- 0				
4- 4	0- 0	0- 1	AWAY	1- 0	3- 3	2- 1				
0- 0	0- 0	0- 0	NEUTRAL	0- 0	0- 0	0- 0				

RPI 1-25				RPI 26-50				RPI 51-100				RPI 101+ Team's RPI: 153			
RPI	S	Opponent	Score	RPI	S	Opponent	Score	RPI	S	Opponent	Score	RPI	S	Opponent	Score
16	N	Iowa	64 77	32	N	South Dakota St.	70 71	53	H	Mercer	74 90	102	H	Rice	55 62
				41	A	Western Ky.	61 83	72	H	Duquesne	75 72	105	A	Middle Tenn.	45 64
				43	H	Rutgers	54 77	83	A	UAB	80 71	105	H	Middle Tenn.	53 54
												108	A	Wake Forest	69 71
												139	A	Arkansas	72 73
												140	A	Louisiana Tech	64 51
												178	A	Davidson	66 68
												191	A	Wisconsin	66 80
												198	A	UTEP	58 67
												203	A	East Carolina	55 58
												206	A	Southern Miss.	85 79
												206	H	Southern Miss.	66 56
												223	A	North Texas	68 73
												225	A	UNC Asheville	51 47
												269	H	UTSA	88 75
												278	A	Old Dominion	63 60
												301	H	Marshall	67 61
												310	H	FIU	80 57
												315	H	Coppin St.	78 49
												322	H	South Carolina St.	64 49
LAST 12 Division I GAMES:															
105	H	Middle Tenn.	53 54	301	H	Marshall	67 61								
41	A	Western Ky.	61 83	105	A	Middle Tenn.	45 64								
83	A	UAB	80 71	206	A	Southern Miss.	85 79								
140	A	Louisiana Tech	64 51	102	H	Rice	55 62								
269	H	UTSA	88 75	223	A	North Texas	68 73								
310	H	FIU	80 57	198	A	UTEP	58 67								

Non-Div I Games:

Charlotte

■ Loss,
 ■ Non-Conf,
 ■ S Site,
 ■ H Home
 ■ A Away
 N Neutral

Chattanooga

Through Games Of Feb. 26, 2018

Average RPI Win:	194	WON-LOST	WINNING	LAST 10	STRENGTH OF	OPP. STRENGTH	TEAM	ADJ.	CONF.	ADJ CONF.
Average RPI Loss:	95	RECORD	PCT. RANK	GAMES	SCHEDULE	OF SCHEDULE	RPI	RPI	RPI	RPI
DIV. I ONLY	17- 11	107	5- 5	107	113	98	98	17	17	
DIV. I NON-CONF.	9- 5	99	0- 0	42	47	59	59	17	17	

TOTALS	RPI 1-25	RPI 26-50	W-L RECORDS	RPI 51-100	RPI 101-999	RPI 201+				
17- 11	0- 1	0- 2	OVERALL	3- 3	14- 5	7- 0				
8- 5	0- 0	0- 1	HOME	1- 2	7- 2	4- 0				
6- 5	0- 1	0- 0	AWAY	1- 1	5- 3	3- 0				
3- 1	0- 0	0- 1	NEUTRAL	1- 0	2- 0	0- 0				
9- 5	0- 1	0- 2	NON-CONFERENCE	3- 1	6- 1	1- 0				
4- 2	0- 0	0- 1	HOME	1- 1	3- 0	1- 0				
2- 2	0- 1	0- 0	AWAY	1- 0	1- 1	0- 0				
3- 1	0- 0	0- 1	NEUTRAL	1- 0	2- 0	0- 0				
8- 6	0- 0	0- 0	CONFERENCE	0- 2	8- 4	6- 0				
4- 3	0- 0	0- 0	HOME	0- 1	4- 2	3- 0				
4- 3	0- 0	0- 0	AWAY	0- 1	4- 2	3- 0				
0- 0	0- 0	0- 0	NEUTRAL	0- 0	0- 0	0- 0				

RPI 1-25				RPI 26-50				RPI 51-100				RPI 101+			
RPI	S	Opponent	Score	RPI	S	Opponent	Score	RPI	S	Opponent	Score	RPI	S	Opponent	Score
22	A	Green Bay	30 60	35	N	Princeton	49 59	51	H	FGCU	68 61	111	N	Georgetown	54 41
				44	H	UCF	57 58	53	A	Mercer	56 65	113	A	ETSU	58 65
								53	H	Mercer	50 71	113	H	ETSU	55 61
								54	A	Indiana	64 61	157	A	Florida	65 60
								75	H	Virginia Tech	44 64	170	N	Northwestern	61 44
								97	N	Auburn	50 41	171	A	Samford	71 65
												171	H	Samford	68 58
												175	A	Furman	57 58
												175	H	Furman	45 50
												177	H	UT Martin	87 82
												185	A	Stetson	67 78
												201	H	Hampton	64 52
												226	A	UNCG	73 57
												226	H	UNCG	49 42
												251	H	Presbyterian	71 51
												298	A	Wofford	54 47
												298	H	Wofford	76 46
												317	A	Western Caro.	58 41
												317	H	Western Caro.	47 32

LAST 12 Division I GAMES:															
171	A	Samford	71 65	317	A	Western Caro.	58 41	53	A	Mercer	50 71	171	H	Samford	68 58
53	A	Mercer	56 65	171	H	Samford	68 58	175	A	Furman	57 58	298	A	Wofford	54 47
298	H	Wofford	76 46	175	A	Furman	57 58	298	A	Wofford	54 47	113	H	ETSU	55 61
175	H	Furman	45 50	113	H	ETSU	55 61	113	A	UNCG	73 57				
113	H	ETSU	55 61												
226	A	UNCG	73 57												

Non-Div I Games:

Chattanooga

Loss, Non-Conf, S Site, H Home A Away N Neutral

Average RPI Win: 324		WON-LOST	WINNING	LAST 10	STRENGTH OF		OPP. STRENGTH	TEAM	ADJ.	CONF.	ADJ CONF.
Loss: 209		RECORD	PCT. RANK	GAMES	SCHEDULE		OF SCHEDULE	RPI	RPI	RPI	RPI
DIV. I ONLY		1- 27	349	1- 9	252		333	345	345	31	31
DIV. I NON-CONF.		0- 15	337	0- 0	207		271	340	340	31	31
TOTALS		RPI 1-25	RPI 26-50	W-L RECORDS		RPI 51-100	RPI 101-999	RPI 201+			
1- 27	0- 0		0- 0	OVERALL		0- 4	1- 23	1- 16			
0- 13	0- 0		0- 0	HOME		0- 1	0- 12	0- 8			
1- 13	0- 0		0- 0	AWAY		0- 3	1- 10	1- 8			
0- 1	0- 0		0- 0	NEUTRAL		0- 0	0- 1	0- 0			
0- 15	0- 0		0- 0	NON-CONFERENCE		0- 4	0- 11	0- 4			
0- 7	0- 0		0- 0	HOME		0- 1	0- 6	0- 2			
0- 7	0- 0		0- 0	AWAY		0- 3	0- 4	0- 2			
0- 1	0- 0		0- 0	NEUTRAL		0- 0	0- 1	0- 0			
1- 12	0- 0		0- 0	CONFERENCE		0- 0	1- 12	1- 12			
0- 6	0- 0		0- 0	HOME		0- 0	0- 6	0- 6			
1- 6	0- 0		0- 0	AWAY		0- 0	1- 6	1- 6			
0- 0	0- 0		0- 0	NEUTRAL		0- 0	0- 0	0- 0			

RPI 1-25				RPI 26-50				RPI 51-100				RPI 101+				Team's RPI: 345	
RPI	S	Opponent	Score	RPI	S	Opponent	Score	RPI	S	Opponent	Score	RPI	S	Opponent	Score		
								91	A	Kansas St.	51	99	119	H	Milwaukee	59	84
								95	A	Wright St.	39	84	121	H	Northern Ill.	59	80
								99	A	Western Ill.	54	71	132	A	Wichita St.	63	66
								99	H	Western Ill.	45	83	166	A	Pittsburgh	49	87
												170	H	Northwestern	36	63	
												182	N	Oral Roberts	43	73	
												187	H	Morehead St.	40	79	
												205	A	CSU Bakersfield	49	63	
												205	H	CSU Bakersfield	36	63	
												220	A	Illinois	56	66	
												221	A	New Mexico St.	59	74	
												221	H	New Mexico St.	55	63	
												222	A	Seattle U	60	72	
												222	H	Seattle U	56	63	
												261	A	Grand Canyon	36	64	
												261	H	Grand Canyon	43	59	
												281	A	UMKC	47	106	
												295	A	Valparaiso	60	71	
												303	H	Loyola Chicago	28	46	
												306	A	UTRGV	44	81	
												306	H	UTRGV	62	69	
												320	H	Jackson St.	69	87	
												324	A	Utah Valley	84	74	
												324	H	Utah Valley	30	68	
LAST 12 Division I GAMES:																	
				306	H	UTRGV	62	69	205	H	CSU Bakersfield	36	63				
				221	H	New Mexico St.	55	63	306	A	UTRGV	44	81				
				281	A	UMKC	47	106	205	A	CSU Bakersfield	49	63				
				222	A	Seattle U	60	72	261	A	Grand Canyon	36	64				
				324	A	Utah Valley	84	74	324	H	Utah Valley	30	68				
				261	H	Grand Canyon	43	59	222	H	Seattle U	56	63				

Non-Div I Games:

Chi cago St.

Cincinnati

Cincinnati					Through Games Of Feb. 26, 2018						
Average RPI	Win:	191	WON-LOST	WINNING	LAST 10	STRENGTH OF	OPP. STRENGTH	TEAM	ADJ.	CONF.	ADJ CONF.
Average RPI	Loss:	100	RECORD	PCT. RANK	GAMES	SCHEDULE	OF SCHEDULE	RPI	RPI	RPI	RPI
DIV. I ONLY			17- 11	107	6- 4	141	86	118	118	8	8
DIV. I NON-CONF.			7- 5	132	0- 0	256	123	209	209	7	7

TOTALS		RPI 1-25		RPI 26-50		W-L RECORDS		RPI 51-100		RPI 101-999	RPI 201+
17- 11		0- 4		0- 1		OVERALL		3- 0		14- 6	9- 3
11- 6		0- 2		0- 1		HOME		2- 0		9- 3	6- 1
6- 5		0- 2		0- 0		AWAY		1- 0		5- 3	3- 2
0- 0		0- 0		0- 0		NEUTRAL		0- 0		0- 0	0- 0
7- 5		0- 1		0- 0		NON-CONFERENCE		1- 0		6- 4	6- 1
6- 3		0- 1		0- 0		HOME		1- 0		5- 2	5- 0
1- 2		0- 0		0- 0		AWAY		0- 0		1- 2	1- 1
0- 0		0- 0		0- 0		NEUTRAL		0- 0		0- 0	0- 0
10- 6		0- 3		0- 1		CONFERENCE		2- 0		8- 2	3- 2
5- 3		0- 1		0- 1		HOME		1- 0		4- 1	1- 1
5- 3		0- 2		0- 0		AWAY		1- 0		4- 1	2- 1
0- 0		0- 0		0- 0		NEUTRAL		0- 0		0- 0	0- 0

RPI 1-25				RPI 26-50				RPI 51-100				RPI 101+ Team's RPI: 118			
RPI	S	Opponent	Score	RPI	S	Opponent	Score	RPI	S	Opponent	Score	RPI	S	Opponent	Score
2	A	UConn	65 106	44	H	UCF	38 50	71	A	Houston	88 82	112	H	Saint Francis (PA)	73 77
6	H	Ohio St.	76 87					71	H	Houston	61 57	113	A	ETSU	77 87
14	A	South Fla.	65 84					84	H	Miami (OH)	73 62	129	H	Tulane	83 52
14	H	South Fla.	46 69									132	A	Wichita St.	75 69
												166	H	Pittsburgh	46 66
												189	H	Memphis	64 53
												195	A	Temple	70 52
												195	H	Temple	80 72
												203	A	East Carolina	66 54
												203	H	East Carolina	70 79
												207	H	Bowling Green	75 51
												208	A	SMU	58 40
												209	A	Tulsa	51 64
												209	H	Tulsa	78 41
												215	A	Xavier	50 53
												219	H	Southeast Mo. St.	65 52
												265	H	Howard	87 53
												278	A	Old Dominion	54 33
												287	H	Southeastern La.	82 43
												312	H	Eastern Ky.	64 53
LAST 12 Division I GAMES:															
71	H	Houston	61 57	2	A	UConn	65 106	44	H	UCF	38 50	203	H	East Carolina	70 79
14	A	South Fla.	65 84									208	A	SMU	58 40
195	A	Temple	70 52									189	H	Memphis	64 53
209	H	Tulsa	78 41									195	H	Temple	80 72
129	H	Tulane	83 52												
132	A	Wichita St.	75 69												

Non-Div I Games: Slippery Rock 85 52

Cincinnati

Clemson				Through Games Of Feb. 26, 2018							
Average RPI	Win:	244	WON-LOST	WINNING	LAST 10	STRENGTH OF	OPP. STRENGTH	TEAM	ADJ.	CONF.	ADJ CONF.
Average RPI	Loss:	50	RECORD	PCT. RANK	GAMES	SCHEDULE	OF SCHEDULE	RPI	RPI	RPI	RPI
DIV. I ONLY		11- 18	237	0- 10	58	61	155	155	1	1	
DIV. I NON-CONF.		10- 3	52	0- 0	212	283	105	105	1	1	

TOTALS	RPI 1-25		RPI 26-50		W-L RECORDS		RPI 51-100		RPI 101-999		RPI 201+
11- 18	0- 8		0- 2		OVERALL		1- 4		10- 4		7- 0
7- 8	0- 4		0- 0		HOME		0- 2		7- 2		5- 0
3- 8	0- 3		0- 2		AWAY		1- 2		2- 1		1- 0
1- 2	0- 1		0- 0		NEUTRAL		0- 0		1- 1		1- 0
10- 3	0- 2		0- 0		NON-CONFERENCE		1- 0		9- 1		7- 0
6- 1	0- 1		0- 0		HOME		0- 0		6- 0		5- 0
3- 0	0- 0		0- 0		AWAY		1- 0		2- 0		1- 0
1- 2	0- 1		0- 0		NEUTRAL		0- 0		1- 1		1- 0
1- 15	0- 6		0- 2		CONFERENCE		0- 4		1- 3		0- 0
1- 7	0- 3		0- 0		HOME		0- 2		1- 2		0- 0
0- 8	0- 3		0- 2		AWAY		0- 2		0- 1		0- 0
0- 0	0- 0		0- 0		NEUTRAL		0- 0		0- 0		0- 0

RPI 1-25				RPI 26-50				RPI 51-100				RPI 101+ Team's RPI: 155			
RPI	S	Opponent	Score	RPI	S	Opponent	Score	RPI	S	Opponent	Score	RPI	S	Opponent	Score
1	A	Notre Dame	37 90	29	A	Syracuse	51 86	52	H	Miami (FL)	60 72	108	H	Wake Forest	55 61
5	A	Louisville	46 65	34	A	Virginia	41 70	64	A	Nebraska	67 66	110	A	North Carolina	52 59
7	A	Florida St.	43 91					65	A	Georgia Tech	33 66	115	N	Central Ark.	47 53
7	H	Florida St.	47 69					65	H	Georgia Tech	48 60	140	A	Louisiana Tech	55 47
12	H	Duke	35 60					75	A	Virginia Tech	45 53	166	H	Pittsburgh	42 58
13	N	Buffalo	41 61									183	H	Jacksonville St.	53 45
17	H	South Carolina	36 66									196	H	Boston College	65 61
20	H	NC State	41 62									247	H	Prairie View	64 58
LAST 12 Division I GAMES:															
108	H	Wake Forest	55 61	166	H	Pittsburgh	42 58								
75	A	Virginia Tech	45 53	20	H	NC State	41 62								
7	A	Florida St.	43 91	29	A	Syracuse	51 86								
12	H	Duke	35 60	1	A	Notre Dame	37 90								
5	A	Louisville	46 65	196	H	Boston College	65 61								
65	H	Georgia Tech	48 60	52	H	Miami (FL)	60 72								

Non-Div I Games:

Average RPI Win:	223	WON-LOST	WINNING	LAST 10	STRENGTH OF	OPP. STRENGTH	TEAM	ADJ.	CONF.	ADJ CONF.
Average RPI Loss:	95	RECORD	PCT. RANK	GAMES	SCHEDULE	OF SCHEDULE	RPI	RPI	RPI	RPI
DIV. I ONLY	19- 10	89	7- 3	182	162	109	109	11	11	
DIV. I NON-CONF.	8- 3	65	0- 0	246	191	112	112	13	13	

TOTALS	RPI 1-25	RPI 26-50	W-L RECORDS	RPI 51-100	RPI 101-999	RPI 201+				
19- 10	1- 1	0- 1	OVERALL	3- 3	15- 5	12- 0				
10- 4	1- 0	0- 1	HOME	2- 1	7- 2	6- 0				
8- 5	0- 1	0- 0	AWAY	1- 2	7- 2	6- 0				
1- 1	0- 0	0- 0	NEUTRAL	0- 0	1- 1	0- 0				
8- 3	0- 0	0- 1	NON-CONFERENCE	1- 1	7- 1	6- 0				
4- 1	0- 0	0- 1	HOME	1- 0	3- 0	3- 0				
3- 1	0- 0	0- 0	AWAY	0- 1	3- 0	3- 0				
1- 1	0- 0	0- 0	NEUTRAL	0- 0	1- 1	0- 0				
11- 7	1- 1	0- 0	CONFERENCE	2- 2	8- 4	6- 0				
6- 3	1- 0	0- 0	HOME	1- 1	4- 2	3- 0				
5- 4	0- 1	0- 0	AWAY	1- 1	4- 2	3- 0				
0- 0	0- 0	0- 0	NEUTRAL	0- 0	0- 0	0- 0				

RPI 1-25				RPI 26-50				RPI 51-100				RPI 101+ Team's RPI: 109			
RPI	S	Opponent	Score	RPI	S	Opponent	Score	RPI	S	Opponent	Score	RPI	S	Opponent	Score
22	A	Green Bay	43 69	36	H	Ball St.	64 76	63	A	Toledo	56 65	119	A	Milwaukee	72 79
22	H	Green Bay	71 60					81	A	IUPUI	56 94	119	H	Milwaukee	63 69
								81	H	IUPUI	64 77	125	N	Saint Louis	64 80
								82	H	Ohio	71 64	152	A	Youngstown St.	69 76
								95	A	Wright St.	70 63	152	H	Youngstown St.	52 66
								95	H	Wright St.	71 70	163	N	Louisiana	54 45
												190	A	Oakland	86 66
												190	H	Oakland	70 62
												211	H	Eastern Mich.	77 65
												229	A	Niagara	70 61
												248	A	Illinois St.	56 47
												255	A	Northern Ky.	70 65
												255	H	Northern Ky.	72 49
												260	A	Bradley	67 65
												301	H	Marshall	85 76
												319	A	Detroit Mercy	90 76
												319	H	Detroit Mercy	75 50
												328	A	Ill. -Chicago	64 42
												328	H	Ill. -Chicago	70 67
												346	H	Eastern Ill.	77 69

LAST 12 Division I GAMES:															
152	A	Youngstown St.	69 76	190	A	Oakland	86 66								
95	A	Wright St.	70 63	319	A	Detroit Mercy	90 76								
119	H	Milwaukee	63 69	255	H	Northern Ky.	72 49								
22	H	Green Bay	71 60	95	H	Wright St.	71 70								
81	A	IUPUI	56 94	152	H	Youngstown St.	52 66								
328	A	Ill. -Chicago	64 42	255	A	Northern Ky.	70 65								

Non-Div I Games:

Cleveland and St.

Average RPI Win:	241	WON-LOST	WINNING	LAST 10	STRENGTH OF	OPP. STRENGTH	TEAM	ADJ.	CONF.	ADJ CONF.
Average RPI Loss:	170	RECORD	PCT. RANK	GAMES	SCHEDULE	OF SCHEDULE	RPI	RPI	RPI	RPI
DIV. I ONLY	13- 13	177	5- 5	242	272	233	233	22	22	
DIV. I NON-CONF.	4- 5	202	0- 0	329	263	322	322	23	23	

TOTALS	RPI 1-25	RPI 26-50	W-L RECORDS	RPI 51-100	RPI 101-999	RPI 201+				
13- 13	0- 0	0- 1	OVERALL	0- 1	13- 11	8- 5				
11- 4	0- 0	0- 0	HOME	0- 0	11- 4	7- 3				
2- 6	0- 0	0- 0	AWAY	0- 0	2- 6	1- 1				
0- 3	0- 0	0- 1	NEUTRAL	0- 1	0- 1	0- 1				
4- 5	0- 0	0- 1	NON-CONFERENCE	0- 1	4- 3	4- 3				
4- 2	0- 0	0- 0	HOME	0- 0	4- 2	4- 2				
0- 0	0- 0	0- 0	AWAY	0- 0	0- 0	0- 0				
0- 3	0- 0	0- 1	NEUTRAL	0- 1	0- 1	0- 1				
9- 8	0- 0	0- 0	CONFERENCE	0- 0	9- 8	4- 2				
7- 2	0- 0	0- 0	HOME	0- 0	7- 2	3- 1				
2- 6	0- 0	0- 0	AWAY	0- 0	2- 6	1- 1				
0- 0	0- 0	0- 0	NEUTRAL	0- 0	0- 0	0- 0				

RPI 1-25				RPI 26-50				RPI 51-100				RPI 101+				Team's RPI: 233
RPI	S	Opponent	Score	RPI	S	Opponent	Score	RPI	S	Opponent	Score	RPI	S	Opponent	Score	
				29	N	Syracuse	57 69	64	N	Nebraska	47 55	103	A	Little Rock	44 53	
												103	H	Little Rock	49 51	
												143	A	Texas St.	69 78	
												143	H	Texas St.	65 64	
												163	A	Louisiana	55 59	
												167	A	South Ala.	62 68	
												167	H	South Ala.	71 56	
												168	A	Troy	97 92	
												168	H	Troy	84 71	
												169	A	UT Arlington	63 65	
												169	H	UT Arlington	89 76	
												213	A	Arkansas St.	73 65	
												213	H	Arkansas St.	63 70	
												223	N	North Texas	34 50	
												226	H	UNCG	54 60	
												256	H	UNCW	57 41	
												271	H	Appalachian St.	73 68	
												273	H	Col. of Charleston	70 72	
												298	H	Wofford	67 51	
												308	H	Georgia St.	64 49	
												321	H	N.C. Central	68 65	
												326	H	Ga. Southern	54 51	
												327	H	Fort Wayne	67 58	
												337	A	La.-Monroe	56 62	
LAST 12 Division I GAMES:																
				213	A	Arkansas St.	73 65	143	A	Texas St.	69 78					
				103	A	Little Rock	44 53	103	H	Little Rock	49 51					
				167	H	South Ala.	71 56	213	H	Arkansas St.	63 70					
				168	H	Troy	84 71	168	A	Troy	97 92					
				271	H	Appalachian St.	73 68	167	A	South Ala.	62 68					
				169	A	UT Arlington	63 65	308	H	Georgia St.	64 49					

Non-Div I Games: Lees-McRae 73 47 Allen 93 49

Coastal Caro.

■ Loss,
 ■ Non-Conf,
 ■ S Site,
 ■ Home
 ■ Away
 N Neutral

Average RPI Win:	261	WON-LOST	WINNING	LAST 10	STRENGTH OF	OPP. STRENGTH	TEAM	ADJ.	CONF.	ADJ CONF.
Average RPI Loss:	137	RECORD	PCT. RANK	GAMES	SCHEDULE	OF SCHEDULE	RPI	RPI	RPI	RPI
DIV. I ONLY	6- 22	313	1- 9	149	155	273	273	10	10	
DIV. I NON-CONF.	4- 7	226	0- 0	196	182	230	230	12	12	

TOTALS	RPI 1-25	RPI 26-50	W-L RECORDS	RPI 51-100	RPI 101-999	RPI 201+				
6- 22	0- 1	0- 4	OVERALL	0- 3	6- 14	6- 6				
2- 12	0- 0	0- 2	HOME	0- 1	2- 9	2- 5				
4- 10	0- 1	0- 2	AWAY	0- 2	4- 5	4- 1				
0- 0	0- 0	0- 0	NEUTRAL	0- 0	0- 0	0- 0				
4- 7	0- 1	0- 1	NON-CONFERENCE	0- 1	4- 4	4- 2				
2- 3	0- 0	0- 0	HOME	0- 0	2- 3	2- 2				
2- 4	0- 1	0- 1	AWAY	0- 1	2- 1	2- 0				
0- 0	0- 0	0- 0	NEUTRAL	0- 0	0- 0	0- 0				
2- 15	0- 0	0- 3	CONFERENCE	0- 2	2- 10	2- 4				
0- 9	0- 0	0- 2	HOME	0- 1	0- 6	0- 3				
2- 6	0- 0	0- 1	AWAY	0- 1	2- 4	2- 1				
0- 0	0- 0	0- 0	NEUTRAL	0- 0	0- 0	0- 0				

RPI 1-25				RPI 26-50				RPI 51-100				RPI 101+				Team's RPI: 273
RPI	S	Opponent	Score	RPI	S	Opponent	Score	RPI	S	Opponent	Score	RPI	S	Opponent	Score	
17	A	South Carolina	43 69	27	A	Central Mich.	58 79	61	A	Michigan St.	43 107	108	H	Wake Forest	40 77	
				47	A	Elon	44 97	66	A	James Madison	53 67	114	A	Delaware	51 79	
				47	H	Elon	55 77	66	H	James Madison	45 67	114	H	Delaware	59 68	
				49	H	Drexel	53 80					135	A	Northeastern	37 59	
												135	H	Northeastern	48 67	
												159	A	William & Mary	66 79	
												159	H	William & Mary	54 68	
												175	A	Furman	58 72	
												233	A	Coastal Caro.	72 70	
												238	A	Hofstra	60 65	
												238	H	Hofstra	60 75	
												250	A	North Florida	73 69	
												256	A	UNCW	72 63	
												256	H	UNCW	60 76	
												262	H	Lipscomb	85 69	
												266	A	Towson	80 67	
												266	H	Towson	58 83	
												269	H	Campbell	45 53	
												271	H	Appalachian St.	70 76	
												298	H	Wofford	59 51	

LAST 12 Division I GAMES:																
135	H	Northeastern	48 67	47	H	Elon	55 77									
256	H	UNCW	60 76	66	A	James Madison	53 67									
114	A	Delaware	51 79	159	A	William & Mary	66 79									
47	A	Elon	44 97	266	H	Towson	58 83									
256	A	UNCW	72 63	66	H	James Madison	45 67									
49	H	Drexel	53 80	238	A	Hofstra	60 65									

Non-Div I Games:

Col. of Charleston

C
o
l
l
e
g
e

Colgate				Through Games Of Feb. 26, 2018						
Average RPI Win:	264	WON-LOST	WINNING	LAST 10	STRENGTH OF	OPP. STRENGTH	TEAM	ADJ.	CONF.	ADJ CONF.
Average RPI Loss:	158	RECORD	PCT. RANK	GAMES	SCHEDULE	OF SCHEDULE	RPI	RPI	RPI	RPI
DIV. I ONLY	6- 22	313	2- 8	168	228	282	282	15	15	
DIV. I NON-CONF.	4- 7	226	0- 0	257	307	239	239	18	18	

TOTALS	RPI 1-25	RPI 26-50	W-L RECORDS	RPI 51-100	RPI 101-999	RPI 201+				
6- 22	0- 0	0- 1	OVERALL	0- 7	6- 14	5- 8				
2- 10	0- 0	0- 0	HOME	0- 3	2- 7	2- 3				
4- 12	0- 0	0- 1	AWAY	0- 4	4- 7	3- 5				
0- 0	0- 0	0- 0	NEUTRAL	0- 0	0- 0	0- 0				
4- 7	0- 0	0- 1	NON-CONFERENCE	0- 1	4- 5	4- 2				
1- 3	0- 0	0- 0	HOME	0- 0	1- 3	1- 1				
3- 4	0- 0	0- 1	AWAY	0- 1	3- 2	3- 1				
0- 0	0- 0	0- 0	NEUTRAL	0- 0	0- 0	0- 0				
2- 15	0- 0	0- 0	CONFERENCE	0- 6	2- 9	1- 6				
1- 7	0- 0	0- 0	HOME	0- 3	1- 4	1- 2				
1- 8	0- 0	0- 0	AWAY	0- 3	1- 5	0- 4				
0- 0	0- 0	0- 0	NEUTRAL	0- 0	0- 0	0- 0				

RPI 1-25				RPI 26-50				RPI 51-100				RPI 101+ Team's RPI: 282			
RPI	S	Opponent	Score	RPI	S	Opponent	Score	RPI	S	Opponent	Score	RPI	S	Opponent	Score
				29	A	Syracuse	39 79	57	A	Arizona St.	54 65	127	A	Yale	56 82
								60	A	Ameri can	44 67	160	A	Army West Point	49 69
								60	H	Ameri can	55 77	160	H	Army West Point	54 62
								88	A	Navy	54 70	179	H	Brown	73 83
								88	H	Navy	42 69	184	A	Lehi gh	54 48
								93	A	Bucknel I	57 77	184	H	Lehi gh	51 59
								93	H	Bucknel I	42 63	199	H	Si ena	70 73
												212	A	Boston U.	64 66
												212	H	Boston U.	49 62
												229	H	Ni agara	44 81
												230	A	Lafayette	48 63
												235	A	Loyol a Maryl and	55 70
												235	H	Loyol a Maryl and	71 60
												245	A	Hol y Cross	52 61
												245	H	Hol y Cross	64 71
												266	A	Towson	65 61
												272	A	Cornel I	74 70
												279	A	Can i si us	70 63
												284	A	Fai rlei gh Di cki nson	51 61
												347	H	UMass Lowell	84 64

LAST 12 Division I GAMES:															
				245	A	Hol y Cross	52 61	88	H	Navy	42 69				
				160	A	Army West Point	49 69	60	A	Ameri can	44 67				
				235	H	Loyol a Maryl and	71 60	160	H	Army West Point	54 62				
				184	A	Lehi gh	54 48	235	A	Loyol a Maryl and	55 70				
				93	H	Bucknel I	42 63	184	H	Lehi gh	51 59				
				212	A	Boston U.	64 66	93	A	Bucknel I	57 77				

C
o
l
l
e
g
e

Non-Div I Games:

Colgate

Colorado

Through Games Of Feb. 26, 2018

Average RPI Win: 192

Average RPI Loss: 68

WON-LOST RECORD

WINNING PCT. RANK

LAST 10 GAMES

STRENGTH OF SCHEDULE

OPP. STRENGTH OF SCHEDULE

TEAM RPI

ADJ. RPI

CONF. RPI

ADJ CONF. RPI

DIV. I ONLY

DIV. I NON-CONF.

13- 15

8- 2

199

44

3- 7

0- 0

134

251

34

107

150

85

150

85

5

3

5

3

TOTALS

RPI 1-25

RPI 26-50

W-L RECORDS

RPI 51-100

RPI 101-999

RPI 201+

13- 15

0- 4

0- 4

OVERALL

1- 2

12- 5

5- 1

8- 7

0- 2

0- 2

HOME

1- 1

7- 2

4- 0

5- 8

0- 2

0- 2

AWAY

0- 1

5- 3

1- 1

0- 0

0- 0

0- 0

NEUTRAL

0- 0

0- 0

0- 0

8- 2

0- 0

0- 0

NON-CONFERENCE

1- 0

7- 2

4- 0

5- 1

0- 0

0- 0

HOME

1- 0

4- 1

3- 0

3- 1

0- 0

0- 0

AWAY

0- 0

3- 1

1- 0

0- 0

0- 0

0- 0

NEUTRAL

0- 0

0- 0

0- 0

5- 13

0- 4

0- 4

CONFERENCE

0- 2

5- 3

1- 1

3- 6

0- 2

0- 2

HOME

0- 1

3- 1

1- 0

2- 7

0- 2

0- 2

AWAY

0- 1

2- 2

0- 1

0- 0

0- 0

0- 0

NEUTRAL

0- 0

0- 0

0- 0

RPI 1-25

RPI 26-50

RPI 51-100

RPI 101+

Team's RPI: 150

RPI S Opponent Score

RPI S Opponent Score

RPI S Opponent Score

RPI S Opponent Score

8 H Oregon 55 74

10 A UCLA 67 73

10 H UCLA 55 93

15 A Stanford 53 62

33 H Oregon St. 71 86

40 A Cal i forn i a 76 78

45 A Southern Cal i forn i a 53 65

45 H Southern Cal i forn i a 51 86

52 H Mi ami (FL) 67 61

57 A Ari zona St. 59 73

57 H Ari zona St. 47 72

101 A Utah 69 65

101 H Utah 74 78

104 H George Mason 76 61

106 H Dartmouth 75 81

107 A Washington St. 75 89

107 H Washington St. 72 69

110 A North Carolina 80 87

120 A Colorado St. 70 67

171 A Samford 71 60

200 A Washington 66 61

200 H Washington 76 56

228 H Fla. Atlantic 76 69

275 A Ari zona 63 72

275 H Ari zona 79 60

286 H North Dakota St. 108 59

309 A Ai r Force 68 43

339 H Mi ssi ssi ppi Val . 85 48

LAST 12 Di vi si on I GAMES:

45 A Southern Cal i forn i a 53 65

101 H Utah 74 78

10 A UCLA 67 73

101 A Utah 69 65

107 H Washi ngton St. 72 69

33 H Oregon St. 71 86

200 H Washi ngton 76 56

8 H Oregon 55 74

15 A Stanford 53 62

57 A Ari zona St. 59 73

40 A Cal i forn i a 76 78

275 A Ari zona 63 72

Non-Di v I Games: Westminster (MO) 106 47

Colorado

Loss, Non-Conf, S Site, H Home A Away N Neutral

Page 56

Average RPI Win:	210	WON-LOST	WINNING	LAST 10	STRENGTH OF	OPP. STRENGTH	TEAM	ADJ.	CONF.	ADJ CONF.
Average RPI Loss:	113	RECORD	PCT. RANK	GAMES	SCHEDULE	OF SCHEDULE	RPI	RPI	RPI	RPI
DIV. I ONLY	18- 9	79	7- 3	161	144	120	120	16	16	
DIV. I NON-CONF.	7- 3	74	0- 0	79	190	91	91	15	15	

TOTALS	RPI 1-25	RPI 26-50	W-L RECORDS	RPI 51-100	RPI 101-999	RPI 201+				
18- 9	0- 0	2- 1	OVERALL	2- 2	14- 6	12- 0				
11- 6	0- 0	1- 1	HOME	1- 1	9- 4	8- 0				
7- 3	0- 0	1- 0	AWAY	1- 1	5- 2	4- 0				
0- 0	0- 0	0- 0	NEUTRAL	0- 0	0- 0	0- 0				
7- 3	0- 0	2- 1	NON-CONFERENCE	0- 0	5- 2	3- 0				
5- 3	0- 0	1- 1	HOME	0- 0	4- 2	3- 0				
2- 0	0- 0	1- 0	AWAY	0- 0	1- 0	0- 0				
0- 0	0- 0	0- 0	NEUTRAL	0- 0	0- 0	0- 0				
11- 6	0- 0	0- 0	CONFERENCE	2- 2	9- 4	9- 0				
6- 3	0- 0	0- 0	HOME	1- 1	5- 2	5- 0				
5- 3	0- 0	0- 0	AWAY	1- 1	4- 2	4- 0				
0- 0	0- 0	0- 0	NEUTRAL	0- 0	0- 0	0- 0				

RPI 1-25				RPI 26-50				RPI 51-100				RPI 101+				Team's RPI: 120	
RPI	S	Opponent	Score	RPI	S	Opponent	Score	RPI	S	Opponent	Score	RPI	S	Opponent	Score		
				30	H	Oklahoma	46 78	62	A	Wyoming	64 53	130	A	Fresno St.	45 56		
				37	A	Northern Colo.	55 44	62	H	Wyoming	49 53	130	H	Fresno St.	64 75		
				39	H	Gonzaga	65 49	80	A	UNLV	52 56	142	H	BYU	56 54		
								94	H	New Mexico	74 71	145	A	Boise St.	49 55		
												145	H	Boise St.	58 62		
												148	H	Idaho	69 83		
												150	H	Colorado	67 70		
												172	A	Denver	61 56		
												217	A	Nevada	65 59		
												217	H	Nevada	75 64		
												247	H	Prairie View	71 59		
												254	A	San Jose St.	73 66		
												254	H	San Jose St.	63 48		
												264	H	Morgan St.	60 44		
												268	A	San Diego St.	65 63		
												268	H	San Diego St.	72 43		
												304	H	Utah St.	56 45		
												309	A	Air Force	40 39		
												309	H	Air Force	61 50		
												321	H	N.C. Central	85 48		
LAST 12 Division I GAMES:																	
				217	H	Nevada	75 64	62	A	Wyoming	64 53						
				145	A	Boise St.	49 55	94	H	New Mexico	74 71						
				130	H	Fresno St.	64 75	268	H	San Diego St.	72 43						
				254	A	San Jose St.	73 66	80	A	UNLV	52 56						
				309	H	Air Force	61 50	309	A	Air Force	40 39						
				217	A	Nevada	65 59	62	H	Wyoming	49 53						

Non-Div I Games: Eastern N.M. 75 35

Colorado St.

Columbi a				Through Games Of Feb. 26, 2018							
Average RPI	Win:	228	WON-LOST	WINNING	LAST 10	STRENGTH OF	OPP. STRENGTH	TEAM	ADJ.	CONF.	ADJ CONF.
Average RPI	Loss:	110	RECORD	PCT. RANK	GAMES	SCHEDULE	OF SCHEDULE	RPI	RPI	RPI	RPI
DIV. I ONLY			8- 19	276	2- 8	84	128	204	204	9	9
DIV. I NON-CONF.			6- 9	214	0- 0	136	154	182	182	9	9

TOTALS	RPI 1-25			RPI 26-50		W-L RECORDS	RPI 51-100	RPI 101-999		RPI 201+	
8- 19	0- 3			0- 2		OVERALL	0- 5	8- 9		5- 3	
3- 7	0- 1			0- 1		HOME	0- 1	3- 4		1- 2	
5- 9	0- 0			0- 1		AWAY	0- 3	5- 5		4- 1	
0- 3	0- 2			0- 0		NEUTRAL	0- 1	0- 0		0- 0	
6- 9	0- 3			0- 0		NON-CONFERENCE	0- 2	6- 4		4- 2	
3- 2	0- 1			0- 0		HOME	0- 0	3- 1		1- 1	
3- 4	0- 0			0- 0		AWAY	0- 1	3- 3		3- 1	
0- 3	0- 2			0- 0		NEUTRAL	0- 1	0- 0		0- 0	
2- 10	0- 0			0- 2		CONFERENCE	0- 3	2- 5		1- 1	
0- 5	0- 0			0- 1		HOME	0- 1	0- 3		0- 1	
2- 5	0- 0			0- 1		AWAY	0- 2	2- 2		1- 0	
0- 0	0- 0			0- 0		NEUTRAL	0- 0	0- 0		0- 0	

RPI 1-25				RPI 26-50				RPI 51-100				RPI 101+ Team's RPI: 204			
RPI	S	Opponent	Score	RPI	S	Opponent	Score	RPI	S	Opponent	Score	RPI	S	Opponent	Score
3	N	Mississippi St.	54 90	35	A	Princeton	47 69	55	A	Harvard	67 85	102	A	Rice	44 67
13	H	Buffalo	63 65	35	H	Princeton	46 74	57	N	Arizona St.	48 72	106	A	Dartmouth	65 88
22	N	Green Bay	43 61					69	A	Penn	51 70	112	H	Saint Francis (PA)	94 81
								69	H	Penn	39 75	127	A	Yale	59 66
								71	A	Houston	53 77	127	H	Yale	50 73
												179	A	Brown	90 74
												179	H	Brown	80 84
												196	H	Boston College	68 60
												201	A	Hampton	58 60
												202	H	Richmond	79 85
												210	A	Providence	73 64
												238	H	Hofstra	75 53
												272	A	Cornell	72 54
												272	H	Cornell	47 57
												292	A	Vermont	73 66
												323	A	UMBC	60 44
												347	A	UMass Lowell	70 77

LAST 12 Division I GAMES:															
127	A	Yale	59 66	106	A	Dartmouth	65 88								
179	A	Brown	90 74	55	A	Harvard	67 85								
35	H	Princeton	46 74	272	A	Cornell	72 54								
69	H	Penn	39 75	272	H	Cornell	47 57								
179	H	Brown	80 84	69	A	Penn	51 70								
127	H	Yale	50 73	35	A	Princeton	47 69								

Non-Div I Games:

Columbi a

Average RPI Win:	306	WON-LOST	WINNING	LAST 10	STRENGTH OF	OPP. STRENGTH	TEAM	ADJ.	CONF.	ADJ CONF.
Average RPI Loss:	185	RECORD	PCT. RANK	GAMES	SCHEDULE	OF SCHEDULE	RPI	RPI	RPI	RPI
DIV. I ONLY	6- 21	310	3- 7	199	325	315	315	30	30	
DIV. I NON-CONF.	1- 11	331	0- 0	106	153	292	292	30	30	

TOTALS	RPI 1-25	RPI 26-50	W-L RECORDS	RPI 51-100	RPI 101-999	RPI 201+				
6- 21	0- 3	0- 0	OVERALL	0- 1	6- 17	6- 8				
6- 3	0- 1	0- 0	HOME	0- 0	6- 2	6- 0				
0- 16	0- 0	0- 0	AWAY	0- 0	0- 5	0- 5				
0- 2	0- 1	0- 0	NEUTRAL	0- 0	0- 1	0- 1				
1- 11	0- 3	0- 0	NON-CONFERENCE	0- 1	1- 7	1- 4				
1- 1	0- 1	0- 0	HOME	0- 0	1- 0	1- 0				
0- 8	0- 1	0- 0	AWAY	0- 1	0- 6	0- 3				
0- 2	0- 1	0- 0	NEUTRAL	0- 0	0- 1	0- 1				
5- 10	0- 0	0- 0	CONFERENCE	0- 0	5- 10	5- 4				
5- 2	0- 0	0- 0	HOME	0- 0	5- 2	5- 0				
0- 8	0- 0	0- 0	AWAY	0- 0	0- 8	0- 4				
0- 0	0- 0	0- 0	NEUTRAL	0- 0	0- 0	0- 0				

RPI 1-25				RPI 26-50				RPI 51-100				RPI 101+				Team's RPI: 315
RPI	S	Opponent	Score	RPI	S	Opponent	Score	RPI	S	Opponent	Score	RPI	S	Opponent	Score	
4	A	Bayl or	54 100					68	A	West Virginia	43 101	105	A	Middle Tenn.	39 69	
19	N	Missouri	50 73									123	A	SFA	59 72	
21	H	Maryland	49 113									126	A	Bethune-Cookman	38 64	
												126	H	Bethune-Cookman	63 75	
												153	A	Charlotte	49 78	
												173	A	N.C. A&T	63 64	
												197	A	Norfolk St.	57 71	
												201	A	Hampton	35 67	
												201	H	Hampton	48 83	
												259	N	Manhattan	56 74	
												264	A	Morgan St.	59 73	
												264	H	Morgan St.	55 53	
												276	H	UMES	69 63	
												278	A	Old Dominion	67 75	
												283	A	VCU	47 62	
												290	H	Mt. St. Mary's	68 54	
												311	A	Charleston So.	58 72	
												321	A	N.C. Central	52 60	
												322	A	South Carolina St.	65 67	
												322	H	South Carolina St.	56 39	
												334	A	Delaware St.	66 70	
												342	H	Savannah St.	66 57	
												344	H	Florida A&M	62 56	

LAST 12 Division I GAMES:																
264	A	Morgan St.	59 73	201	A	Hampton	35 67									
334	A	Delaware St.	66 70	276	H	UMES	69 63									
126	H	Bethune-Cookman	63 75	322	H	South Carolina St.	56 39									
201	H	Hampton	48 83	264	H	Morgan St.	55 53									
322	A	South Carolina St.	65 67	173	A	N.C. A&T	63 64									
126	A	Bethune-Cookman	38 64	321	A	N.C. Central	52 60									

Non-Div I Games:

Coppin St.

Average RPI Win: 255	WON-LOST RECORD	WINNING PCT. RANK	LAST 10 GAMES	STRENGTH OF SCHEDULE	OPP. STRENGTH OF SCHEDULE	TEAM RPI	ADJ. RPI	CONF. RPI	ADJ. CONF. RPI
Average RPI Loss: 141									
DIV. I ONLY	6- 19	304	2- 8	180	166	272	272	9	9
DIV. I NON-CONF.	4- 9	249	0- 0	317	287	298	298	9	9
<hr/>									
TOTALS	RPI 1-25	RPI 26-50	W-L RECORDS	RPI 51-100	RPI 101-999	RPI 201+			
6- 19	0- 0	0- 3	OVERALL	0- 3	6- 13	4- 4			
2- 9	0- 0	0- 1	HOME	0- 1	2- 7	0- 3			
4- 10	0- 0	0- 2	AWAY	0- 2	4- 6	4- 1			
0- 0	0- 0	0- 0	NEUTRAL	0- 0	0- 0	0- 0			
4- 9	0- 0	0- 1	NON-CONFERENCE	0- 0	4- 8	3- 3			
1- 5	0- 0	0- 0	HOME	0- 0	1- 5	0- 2			
3- 4	0- 0	0- 1	AWAY	0- 0	3- 3	3- 1			
0- 0	0- 0	0- 0	NEUTRAL	0- 0	0- 0	0- 0			
2- 10	0- 0	0- 2	CONFERENCE	0- 3	2- 5	1- 1			
1- 4	0- 0	0- 1	HOME	0- 1	1- 2	0- 1			
1- 6	0- 0	0- 1	AWAY	0- 2	1- 3	1- 0			
0- 0	0- 0	0- 0	NEUTRAL	0- 0	0- 0	0- 0			

RPI S Opponent	Score	RPI S Opponent	Score	RPI S Opponent	Score	RPI S Opponent	Score	Team's RPI: 272
35 A Princeton	54 75	55 A Harvard	58 80	106 A Dartmouth	40 55			
35 H Princeton	40 72	69 A Penn	48 68	127 A Yale	56 69			
49 A Drexel	39 61	69 H Penn	39 53	127 H Yale	55 65			
				151 H Binghamton	58 66			
				166 A Pittsburgh	39 51			
				179 A Brown	59 85			
				179 H Brown	70 68			
				180 H Stony Brook	48 40			
				184 H Lehigh	57 62			
				186 A New Hampshire	45 48			
				190 H Oakland	77 79			
				204 A Columbia	57 47			
				204 H Columbia	54 72			
				230 H Lafayette	58 59			
				235 A Loyola Maryland	63 78			
				279 A Canisius	67 59			
				282 H Colgate	70 74			
				341 A NJIT	61 46			
				347 A UMass Lowell	71 53			
<hr/>								
LAST 12 Division I GAMES:								
179 A Brown	59 85	55 A Harvard	58 80					
127 A Yale	56 69	106 A Dartmouth	40 55					
69 H Penn	39 53	204 H Columbia	54 72					
35 H Princeton	40 72	204 A Columbia	57 47					
127 H Yale	55 65	35 A Princeton	54 75					
179 H Brown	70 68	69 A Penn	48 68					

Non-Div I Games:

Cornell

Average RPI	Win:	210	WON-LOST	WINNING	LAST 10	STRENGTH OF	OPP. STRENGTH	TEAM	ADJ.	CONF.	ADJ CONF.
Average RPI	Loss:	78	RECORD	PCT. RANK	GAMES	SCHEDULE	OF SCHEDULE	RPI	RPI	RPI	RPI
DIV. I ONLY		14- 11		136	5- 5	85	136	106	106	9	9
DIV. I NON-CONF.		8- 5		111	0- 0	211	222	122	122	9	9

TOTALS	RPI 1-25		RPI 26-50		W-L RECORDS	RPI 51-100		RPI 101-999		RPI 201+	
14- 11	0- 1		0- 2		OVERALL	1- 5		13- 3		6- 0	
9- 4	0- 0		0- 1		HOME	1- 2		8- 1		5- 0	
5- 7	0- 1		0- 1		AWAY	0- 3		5- 2		1- 0	
0- 0	0- 0		0- 0		NEUTRAL	0- 0		0- 0		0- 0	
8- 5	0- 1		0- 0		NON-CONFERENCE	0- 2		8- 2		4- 0	
5- 1	0- 0		0- 0		HOME	0- 1		5- 0		3- 0	
3- 4	0- 1		0- 0		AWAY	0- 1		3- 2		1- 0	
0- 0	0- 0		0- 0		NEUTRAL	0- 0		0- 0		0- 0	
6- 6	0- 0		0- 2		CONFERENCE	1- 3		5- 1		2- 0	
4- 3	0- 0		0- 1		HOME	1- 1		3- 1		2- 0	
2- 3	0- 0		0- 1		AWAY	0- 2		2- 0		0- 0	
0- 0	0- 0		0- 0		NEUTRAL	0- 0		0- 0		0- 0	

RPI	S	Opponent	Score	RPI	S	Opponent	Score	RPI	S	Opponent	Score	RPI	S	Opponent	Score	Team's RPI: 106
6	A	Ohio St.	70 103	35	A	Princeton	63 82	55	A	Harvard	65 76	127	A	Yale	64 62	
				35	H	Princeton	67 79	55	H	Harvard	63 56	127	H	Yale	39 57	
								69	A	Penn	47 65	150	A	Colorado	81 75	
								69	H	Penn	50 79	151	A	Binghamton	64 80	
								77	H	Maine	51 64	160	A	Army West Point	56 71	
								79	A	Albany (NY)	61 76	176	A	Marist	60 51	
												179	A	Brown	77 60	
												179	H	Brown	78 73	
												186	H	New Hampshire	57 49	
												196	H	Boston College	68 57	
												204	H	Columbia	88 65	
												245	A	Holy Cross	76 74	
												272	H	Cornell	55 40	
												292	H	Vermont	66 56	
												333	H	Rhode Island	70 54	
												341	H	NJIT	81 50	

LAST 12 Division I GAMES:																
				69	H	Penn	50 79	204	H	Columbia	88 65					
				35	H	Princeton	67 79	272	H	Cornell	55 40					
				179	A	Brown	77 60	127	H	Yale	39 57					
				127	A	Yale	64 62	179	H	Brown	78 73					
				35	A	Princeton	63 82	55	A	Harvard	65 76					
				69	A	Penn	47 65	55	H	Harvard	63 56					

Non-Div I Games:

Dartmouth

Average RPI Win:	257	WON-LOST	WINNING	LAST 10	STRENGTH OF	OPP. STRENGTH	TEAM	ADJ.	CONF.	ADJ CONF.
Average RPI Loss:	102	RECORD	PCT. RANK	GAMES	SCHEDULE	OF SCHEDULE	RPI	RPI	RPI	RPI
DIV. I ONLY	12- 17	224	5- 5	117	172	178	178	12	12	
DIV. I NON-CONF.	5- 8	220	0- 0	55	188	137	137	10	10	

TOTALS	RPI 1-25	RPI 26-50	W-L RECORDS	RPI 51-100	RPI 101-999	RPI 201+				
12- 17	0- 1	0- 4	OVERALL	0- 5	12- 7	10- 2				
5- 8	0- 0	0- 3	HOME	0- 3	5- 2	4- 1				
7- 9	0- 1	0- 1	AWAY	0- 2	7- 5	6- 1				
0- 0	0- 0	0- 0	NEUTRAL	0- 0	0- 0	0- 0				
5- 8	0- 1	0- 3	NON-CONFERENCE	0- 1	5- 3	3- 1				
2- 3	0- 0	0- 2	HOME	0- 0	2- 1	1- 1				
3- 5	0- 1	0- 1	AWAY	0- 1	3- 2	2- 0				
0- 0	0- 0	0- 0	NEUTRAL	0- 0	0- 0	0- 0				
7- 9	0- 0	0- 1	CONFERENCE	0- 4	7- 4	7- 1				
3- 5	0- 0	0- 1	HOME	0- 3	3- 1	3- 0				
4- 4	0- 0	0- 0	AWAY	0- 1	4- 3	4- 1				
0- 0	0- 0	0- 0	NEUTRAL	0- 0	0- 0	0- 0				

RPI 1-25				RPI 26-50				RPI 51-100				RPI 101+ Team's RPI: 178			
RPI	S	Opponent	Score	RPI	S	Opponent	Score	RPI	S	Opponent	Score	RPI	S	Opponent	Score
20	A	NC State	49 73	31	H	Dayton	68 85	53	A	Mercer	54 69	104	A	George Mason	61 74
				35	H	Princeton	57 63	72	H	Duquesne	54 79	125	A	Saint Louis	72 88
				44	A	UCF	54 62	73	A	Fordham	58 66	141	H	Saint Joseph's	62 64
				47	H	Elon	58 75	73	H	Fordham	45 58	153	H	Charlotte	68 66
								96	H	George Washi ngton	48 53	159	A	William & Mary	55 73
												175	A	Furman	62 65
												194	A	High Point	82 74
												202	A	Richmond	68 65
												218	H	Gardner-Webb	65 70
												225	H	UNC Asheville	58 50
												243	A	La Salle	58 51
												253	A	St. Bonaventure	75 68
												271	A	Appalachian St.	59 57
												274	A	Massachusetts	68 70
												274	H	Massachusetts	87 81
												283	H	VCU	69 63
												317	A	Western Caro.	70 57
												333	A	Rhode Island	79 67
												333	H	Rhode Island	77 67
LAST 12 Division I GAMES:															
283	H	VCU	69 63	333	A	Rhode Island	79 67								
243	A	La Salle	58 51	31	H	Dayton	68 85								
274	A	Massachusetts	68 70	274	H	Massachusetts	87 81								
141	H	Saint Joseph's	62 64	253	A	St. Bonaventure	75 68								
73	H	Fordham	45 58	96	H	George Washington	48 53								
125	A	Saint Louis	72 88	202	A	Richmond	68 65								

Non-Div I Games:

Davidson

■ Loss,
 ■ Non-Conf, S Site,
 ■ Home
 ■ Away
 N Neutral

Average RPI Win: 171

Average RPI Loss: 53

WON-LOST
RECORDWINNING
PCT. RANKLAST 10
GAMESSTRENGTH OF
SCHEDULEOPP. STRENGTH
OF SCHEDULETEAM
RPIADJ.
RPICONF.
RPIADJ CONF.
RPIDIV. I ONLY
DIV. I NON-CONF.22- 5
7- 421
1029- 1
0- 091
5499
4531
6731
6712
1012
10

TOTALS

RPI 1-25

RPI 26-50

W-L RECORDS

RPI 51-100

RPI 101-999

RPI 201+

22- 5

0- 2

1- 1

OVERALL

7- 1

14- 1

9- 0

12- 1

0- 1

1- 0

HOME

4- 0

7- 0

5- 0

7- 3

0- 0

0- 1

AWAY

2- 1

5- 1

3- 0

3- 1

0- 1

0- 0

NEUTRAL

1- 0

2- 0

1- 0

7- 4

0- 2

1- 1

NON-CONFERENCE

2- 1

4- 0

3- 0

4- 1

0- 1

1- 0

HOME

1- 0

2- 0

2- 0

0- 2

0- 0

0- 1

AWAY

0- 1

0- 0

0- 0

3- 1

0- 1

0- 0

NEUTRAL

1- 0

2- 0

1- 0

15- 1

0- 0

0- 0

CONFERENCE

5- 0

10- 1

6- 0

8- 0

0- 0

0- 0

HOME

3- 0

5- 0

3- 0

7- 1

0- 0

0- 0

AWAY

2- 0

5- 1

3- 0

0- 0

0- 0

0- 0

NEUTRAL

0- 0

0- 0

0- 0

RPI 1-25

RPI 26-50

Team's RPI: 31

RPI 51-100

RPI 101+

RPI	S	Opponent	Score
14	N	South Fla.	87 93
22	H	Green Bay	64 75

RPI	S	Opponent	Score
34	H	Virginia	61 46
42	A	Quinnipiac	66 72

RPI	S	Opponent	Score
55	N	Harvard	72 66
63	A	Tolledo	50 68
66	H	James Madison	82 54
72	H	Duquesne	79 70
73	A	Fordham	63 62
73	H	Fordham	79 54
96	A	George Washington	57 53
96	H	George Washington	66 55

RPI	S	Opponent	Score
104	H	George Mason	71 66
125	A	Saint Louis	72 85
125	H	Saint Louis	101 76
129	N	Tulane	71 65
141	A	Saint Joseph's	65 59
178	A	Davidson	85 68
202	A	Richmond	66 59
243	A	La Salle	76 47
253	H	St. Bonaventure	80 59
264	H	Morgan St.	88 52
274	A	Massachusetts	78 49
283	H	VCU	74 64
331	H	Ark.-Pine Bluff	81 43
333	H	Rhode Island	116 58
339	N	Mississippi Val.	65 46

LAST 12 Division I GAMES:

125	A	Saint Louis	72 85	72	H	Duquesne	79 70
104	H	George Mason	71 66	178	A	Davidson	85 68
73	H	Fordham	79 54	202	A	Richmond	66 59
96	A	George Washington	57 53	96	H	George Washington	66 55
274	A	Massachusetts	78 49	73	A	Fordham	63 62
283	H	VCU	74 64	125	H	Saint Louis	101 76

Dayton

Dayton

Non-Div I Games:

Dayton

Loss,
 Non-Conf, S Site,
 H Home
A Away
 N Neutral

DePaul

DePaul				Through Games Of Feb. 26, 2018						
Average RPI Win:	131	WON-LOST	WINNING	LAST 10	STRENGTH OF	OPP. STRENGTH	TEAM	ADJ.	CONF.	ADJ CONF.
Average RPI Loss:	36	RECORD	PCT. RANK	GAMES	SCHEDULE	OF SCHEDULE	RPI	RPI	RPI	RPI
DIV. I ONLY	23- 7	44	9- 1	29	34	23	23	6	6	
DIV. I NON-CONF.	8- 4	87	0- 0	18	13	43	43	6	6	

TOTALS	RPI 1-25	RPI 26-50	W-L RECORDS	RPI 51-100	RPI 101-999	RPI 201+				
23- 7	1- 3	5- 2	OVERALL	3- 1	14- 1	6- 0				
13- 3	1- 1	3- 1	HOME	2- 0	7- 1	4- 0				
8- 3	0- 2	1- 1	AWAY	1- 0	6- 0	2- 0				
2- 1	0- 0	1- 0	NEUTRAL	0- 1	1- 0	0- 0				
8- 4	0- 2	2- 1	NON-CONFERENCE	1- 1	5- 0	2- 0				
5- 2	0- 1	1- 1	HOME	1- 0	3- 0	2- 0				
1- 1	0- 1	0- 0	AWAY	0- 0	1- 0	0- 0				
2- 1	0- 0	1- 0	NEUTRAL	0- 1	1- 0	0- 0				
15- 3	1- 1	3- 1	CONFERENCE	2- 0	9- 1	4- 0				
8- 1	1- 0	2- 0	HOME	1- 0	4- 1	2- 0				
7- 2	0- 1	1- 1	AWAY	1- 0	5- 0	2- 0				
0- 0	0- 0	0- 0	NEUTRAL	0- 0	0- 0	0- 0				

RPI 1-25				RPI 26-50				RPI 51-100				RPI 101+			
RPI	S	Opponent	Score	RPI	S	Opponent	Score	RPI	S	Opponent	Score	RPI	S	Opponent	Score
1	A	Notre Dame	82 91	26	A	Villanova	58 84	51	N	FGCU	84 89	111	A	Georgetown	78 62
2	H	UConn	69 103	26	H	Villanova	71 66	70	A	St. John's (NY)	67 54	111	H	Georgetown	85 86
24	A	Marquette	81 93	30	H	Oklahoma	111 108	70	H	St. John's (NY)	76 67	122	A	Butler	86 68
24	H	Marquette	95 83	37	H	Northern Colo.	88 94	81	H	IUPUI	85 71	122	H	Butler	87 65
				39	N	Gonzaga	88 71					124	A	Seton Hall	72 68
				50	A	Creighton	82 54					124	H	Seton Hall	89 66
				50	H	Creighton	77 67					125	H	Saint Louis	86 78
												170	A	Northwestern	92 63
												189	N	Memphis	81 67
												210	A	Providence	71 48
												210	H	Providence	81 47
												215	A	Xavier	73 72
												215	H	Xavier	79 48
												303	H	Loyola Chicago	88 47
												334	H	Delaware St.	110 71
LAST 12 Division I GAMES:															
124	A	Seton Hall	72 68	210	H	Providence	81 47								
70	A	St. John's (NY)	67 54	50	H	Creighton	77 67								
26	H	Villanova	71 66	24	H	Marquette	95 83								
111	H	Georgetown	85 86	111	A	Georgetown	78 62								
215	A	Xavier	73 72	26	A	Villanova	58 84								
122	A	Butler	86 68	122	H	Butler	87 65								

Non-Div I Games:

DePaul

Delaware

Delaware				Through Games Of Feb. 26, 2018						
Average RPI Win:	218	WON-LOST	WINNING	LAST 10	STRENGTH OF	OPP. STRENGTH	TEAM	ADJ.	CONF.	ADJ CONF.
Average RPI Loss:	111	RECORD	PCT. RANK	GAMES	SCHEDULE	OF SCHEDULE	RPI	RPI	RPI	RPI
DIV. I ONLY	17- 10	103	5- 5	178	164	114	114	10	10	
DIV. I NON-CONF.	7- 4	102	0- 0	258	248	142	142	12	12	

TOTALS	RPI 1-25	RPI 26-50	W-L RECORDS	RPI 51-100	RPI 101-999	RPI 201+				
17- 10	0- 1	1- 3	OVERALL	1- 2	15- 4	11- 2				
9- 3	0- 0	1- 0	HOME	1- 1	7- 2	6- 1				
7- 6	0- 1	0- 3	AWAY	0- 1	7- 1	4- 0				
1- 1	0- 0	0- 0	NEUTRAL	0- 0	1- 1	1- 1				
7- 4	0- 1	0- 1	NON-CONFERENCE	1- 0	6- 2	4- 2				
3- 1	0- 0	0- 0	HOME	1- 0	2- 1	2- 1				
3- 2	0- 1	0- 1	AWAY	0- 0	3- 0	1- 0				
1- 1	0- 0	0- 0	NEUTRAL	0- 0	1- 1	1- 1				
10- 6	0- 0	1- 2	CONFERENCE	0- 2	9- 2	7- 0				
6- 2	0- 0	1- 0	HOME	0- 1	5- 1	4- 0				
4- 4	0- 0	0- 2	AWAY	0- 1	4- 1	3- 0				
0- 0	0- 0	0- 0	NEUTRAL	0- 0	0- 0	0- 0				

RPI 1-25				RPI 26-50				RPI 51-100				RPI 101+ Team's RPI: 114			
RPI	S	Opponent	Score	RPI	S	Opponent	Score	RPI	S	Opponent	Score	RPI	S	Opponent	Score
13	A	Buffalo	73 87	35	A	Princeton	60 78	60	H	American	72 56	135	A	Northeastern	59 73
				47	A	Elon	51 64	66	A	James Madison	56 67	135	H	Northeastern	53 64
				47	H	Elon	80 66	66	H	James Madison	53 56	147	A	Hartford	72 63
				49	A	Drexel	53 74					159	A	William & Mary	61 52
												159	H	William & Mary	68 59
												160	A	Army West Point	70 59
												212	H	Boston U.	79 85
												235	H	Loyola Maryland	71 38
												238	A	Hofstra	58 51
												238	H	Hofstra	61 41
												253	A	St. Bonaventure	53 52
												256	A	UNCW	82 49
												256	H	UNCW	80 62
												266	H	Towson	51 49
												273	A	Col. of Charleston	68 59
												273	H	Col. of Charleston	79 51
												334	H	Delaware St.	84 49
												346	N	Eastern Ill.	66 37
												348	N	Saint Peter's	87 90

LAST 12 Division I GAMES:															
				66	A	James Madison	56 67	135	A	Northeastern	59 73				
				159	A	William & Mary	61 52	256	H	UNCW	80 62				
				273	H	Col. of Charleston	79 51	135	H	Northeastern	53 64				
				66	H	James Madison	53 56	47	A	Elon	51 64				
				238	H	Hofstra	61 41	256	A	UNCW	82 49				
				159	H	William & Mary	68 59	266	H	Towson	51 49				

Non-Div I Games:

Delaware

Average RPI Win:	317	WON-LOST	WINNING	LAST 10	STRENGTH OF	OPP. STRENGTH	TEAM	ADJ.	CONF.	ADJ CONF.
Average RPI Loss:	192	RECORD	PCT. RANK	GAMES	SCHEDULE	OF SCHEDULE	RPI	RPI	RPI	RPI
DIV. I ONLY	5- 23	327	3- 7	288	279	334	334	30	30	
DIV. I NON-CONF.	1- 12	335	0- 0	171	98	315	315	30	30	

TOTALS	RPI 1-25	RPI 26-50	W-L RECORDS	RPI 51-100	RPI 101-999	RPI 201+				
5- 23	0- 1	0- 2	OVERALL	0- 0	5- 20	5- 8				
4- 7	0- 0	0- 1	HOME	0- 0	4- 6	4- 3				
1- 14	0- 0	0- 0	AWAY	0- 0	1- 6	1- 3				
0- 2	0- 0	0- 0	NEUTRAL	0- 0	0- 2	0- 0				
1- 12	0- 1	0- 2	NON-CONFERENCE	0- 0	1- 9	1- 2				
1- 3	0- 0	0- 1	HOME	0- 0	1- 2	1- 1				
0- 7	0- 1	0- 1	AWAY	0- 0	0- 5	0- 1				
0- 2	0- 0	0- 0	NEUTRAL	0- 0	0- 2	0- 0				
4- 11	0- 0	0- 0	CONFERENCE	0- 0	4- 11	4- 6				
3- 4	0- 0	0- 0	HOME	0- 0	3- 4	3- 2				
1- 7	0- 0	0- 0	AWAY	0- 0	1- 7	1- 4				
0- 0	0- 0	0- 0	NEUTRAL	0- 0	0- 0	0- 0				

RPI 1-25				RPI 26-50				RPI 51-100				RPI 101+				Team's RPI: 334
RPI	S	Opponent	Score	RPI	S	Opponent	Score	RPI	S	Opponent	Score	RPI	S	Opponent	Score	
23	A	DePaul	71 110	38	A	Michigan	36 105					114	A	Delaware	49 84	
				49	H	Drexel	52 73					126	H	Bethune-Cookman	60 68	
												128	H	Robert Morris	42 65	
												156	A	Kansas	49 81	
												157	A	Florida	51 85	
												165	N	Ole Miss	58 110	
												173	A	N.C. A&T	55 75	
												173	H	N.C. A&T	48 66	
												185	N	Stetson	43 58	
												195	A	Temple	72 96	
												197	A	Norfolk St.	50 72	
												201	A	Hampton	62 66	
												228	A	Fla. Atlantic	67 90	
												243	H	La Salle	48 71	
												264	A	Morgan St.	62 54	
												265	A	Howard	70 78	
												276	A	UMES	56 76	
												315	H	Coppin St.	70 66	
												321	A	N.C. Central	60 76	
												321	H	N.C. Central	67 74	
												322	H	South Carolina St.	58 44	
												342	H	Savannah St.	93 79	
												343	H	Longwood	60 56	
												344	A	Florida A&M	54 59	
												344	H	Florida A&M	65 73	

LAST 12 Division I GAMES:																
276	A	UMES	56 76	173	A	N.C. A&T	55 75									
265	A	Howard	70 78	342	H	Savannah St.	93 79									
315	H	Coppin St.	70 66	264	A	Morgan St.	62 54									
344	H	Florida A&M	65 73	126	H	Bethune-Cookman	60 68									
197	A	Norfolk St.	50 72	344	A	Florida A&M	54 59									
321	A	N.C. Central	60 76	201	A	Hampton	62 66									

Non-Div I Games:

Delaware St.

■ Loss,
 ■ Non-Conf,
 ■ S Site,
 ■ Home
 ■ Away
 N Neutral

Average RPI Win: 284	WON-LOST RECORD	WINNING PCT. RANK	LAST 10 GAMES	STRENGTH OF SCHEDULE	OPP. STRENGTH OF SCHEDULE	TEAM RPI	ADJ. RPI	CONF. RPI	ADJ CONF. RPI
Average RPI Loss: 78									
DIV. I ONLY	15- 13	155	5- 5	206	192	172	172	13	13
DIV. I NON-CONF.	8- 6	143	0- 0	277	244	193	193	16	16

TOTALS	RPI 1-25	RPI 26-50	W-L RECORDS	RPI 51-100	RPI 101-999	RPI 201+			
15- 13	0- 0	0- 3	OVERALL	0- 8	15- 2	14- 0			
6- 6	0- 0	0- 2	HOME	0- 3	6- 1	5- 0			
8- 5	0- 0	0- 1	AWAY	0- 3	8- 1	8- 0			
1- 2	0- 0	0- 0	NEUTRAL	0- 2	1- 0	1- 0			
8- 6	0- 0	0- 1	NON-CONFERENCE	0- 4	8- 1	8- 0			
2- 3	0- 0	0- 1	HOME	0- 1	2- 1	2- 0			
5- 1	0- 0	0- 0	AWAY	0- 1	5- 0	5- 0			
1- 2	0- 0	0- 0	NEUTRAL	0- 2	1- 0	1- 0			
7- 7	0- 0	0- 2	CONFERENCE	0- 4	7- 1	6- 0			
4- 3	0- 0	0- 1	HOME	0- 2	4- 0	3- 0			
3- 4	0- 0	0- 1	AWAY	0- 2	3- 1	3- 0			
0- 0	0- 0	0- 0	NEUTRAL	0- 0	0- 0	0- 0			

RPI S Opponent	Score	RPI S Opponent	Score	RPI S Opponent	Score	RPI S Opponent	Score	Team's RPI: 172
32 A South Dakota St.	59 95	59 A South Dakota	51 79	120 H Colorado St.	56 61			
32 H South Dakota St.	58 69	59 H South Dakota	60 82	182 A Oral Roberts	60 90			
37 H Northern Colo.	63 71	60 A American	53 66	182 H Oral Roberts	70 54			
		62 H Wyoming	51 61	211 N Eastern Mich.	60 54			
		84 N Miami (OH)	52 69	239 A Omaha	85 74			
		85 N Liberty	69 82	239 H Omaha	81 60			
		99 A Western Ill.	93 118	281 A UMKC	77 68			
		99 H Western Ill.	61 77	286 A North Dakota St.	78 73			
				286 H North Dakota St.	98 79			
				302 H Northern Ariz.	80 73			
				304 A Utah St.	74 72			
				309 A Air Force	75 54			
				323 A UMBC	70 48			
				324 H Utah Valley	72 53			
				325 A Cal St. Fullerton	83 58			
				327 A Fort Wayne	73 55			
				327 H Fort Wayne	86 65			
LAST 12 Division I GAMES:								
99 H Western Ill.	61 77	59 H South Dakota	60 82					
239 H Omaha	81 60	99 A Western Ill.	93 118					
182 H Oral Roberts	70 54	182 A Oral Roberts	60 90					
286 A North Dakota St.	78 73	239 A Omaha	85 74					
32 A South Dakota St.	59 95	286 H North Dakota St.	98 79					
327 H Fort Wayne	86 65	32 H South Dakota St.	58 69					

Non-Div I Games: Chadron St. 99 55

Denver

Average RPI Win:	328	WON-LOST	WINNING	LAST 10	STRENGTH OF	OPP. STRENGTH	TEAM	ADJ.	CONF.	ADJ CONF.
Average RPI Loss:	133	RECORD	PCT. RANK	GAMES	SCHEDULE	OF SCHEDULE	RPI	RPI	RPI	RPI
DIV. I ONLY	2- 27	344	1- 9	143	110	319	319	11	11	
DIV. I NON-CONF.	0- 11	337	0- 0	243	33	338	338	13	13	

TOTALS	RPI 1-25	RPI 26-50	W-L RECORDS	RPI 51-100	RPI 101-999	RPI 201+				
2- 27	0- 2	0- 1	OVERALL	0- 7	2- 17	2- 6				
1- 13	0- 1	0- 1	HOME	0- 4	1- 7	1- 3				
1- 12	0- 1	0- 0	AWAY	0- 3	1- 8	1- 2				
0- 2	0- 0	0- 0	NEUTRAL	0- 0	0- 2	0- 1				
0- 11	0- 0	0- 1	NON-CONFERENCE	0- 3	0- 7	0- 4				
0- 5	0- 0	0- 1	HOME	0- 2	0- 2	0- 2				
0- 4	0- 0	0- 0	AWAY	0- 1	0- 3	0- 1				
0- 2	0- 0	0- 0	NEUTRAL	0- 0	0- 2	0- 1				
2- 16	0- 2	0- 0	CONFERENCE	0- 4	2- 10	2- 2				
1- 8	0- 1	0- 0	HOME	0- 2	1- 5	1- 1				
1- 8	0- 1	0- 0	AWAY	0- 2	1- 5	1- 1				
0- 0	0- 0	0- 0	NEUTRAL	0- 0	0- 0	0- 0				

RPI	S	Opponent	Score	RPI	S	Opponent	Score	RPI	S	Opponent	Score	RPI	S	Opponent	Score	Team's RPI: 319
22	A	Green Bay	45 88	38	H	Michigan	50 86	61	H	Michigan St.	60 97	109	A	Cleveland St.	50 75	
22	H	Green Bay	27 85					63	H	Toledo	64 81	109	H	Cleveland St.	76 90	
								81	A	IUPUI	62 90	117	A	Western Mich.	62 74	
								81	H	IUPUI	59 91	119	A	Milwaukee	45 90	
								84	A	Miami (OH)	64 91	119	H	Milwaukee	61 70	
								95	A	Wright St.	55 85	152	A	Youngstown St.	59 76	
								95	H	Wright St.	60 88	152	H	Youngstown St.	52 72	
												155	N	Clemson	44 72	
												162	A	Kent St.	74 82	
												190	A	Oakland	50 83	
												190	H	Oakland	74 85	
												207	H	Bowling Green	81 85	
												211	H	Eastern Mich.	76 78	
												220	A	Illinois	65 73	
												223	N	North Texas	57 63	
												255	A	Northern Ky.	60 64	
												255	H	Northern Ky.	67 78	
												328	A	Ill.-Chicago	61 58	
												328	H	Ill.-Chicago	73 60	

LAST 12 Division I GAMES:																
22	A	Green Bay	45 88	95	A	Wright St.	55 85	152	H	Youngstown St.	52 72					
119	A	Milwaukee	45 90	109	H	Cleveland St.	76 90	190	A	Oakland	50 83					
190	H	Oakland	74 85	119	H	Milwaukee	61 70	22	H	Green Bay	27 85					
81	H	IUPUI	59 91													
328	H	Ill.-Chicago	73 60													
255	A	Northern Ky.	60 64													

Non-Div I Games:

Detroit Mercy

Average RPI Win: 213

Average RPI Loss: 48

WON-LOST
RECORDWINNING
PCT. RANKLAST 10
GAMESSTRENGTH OF
SCHEDULEOPP. STRENGTH
OF SCHEDULETEAM
RPIADJ.
RPICONF.
RPIADJ CONF.
RPIDIV. I ONLY
DIV. I NON-CONF.20- 7
4- 750
22610- 0
0- 0118
11175
2676
12976
12924
2124
21

TOTALS

RPI 1-25

RPI 26-50

W-L RECORDS

RPI 51-100

RPI 101-999

RPI 201+

20- 7

0- 2

0- 2

OVERALL

3- 2

17- 1

11- 0

12- 3

0- 0

0- 2

HOME

2- 1

10- 0

6- 0

7- 3

0- 2

0- 0

AWAY

1- 1

6- 0

4- 0

1- 1

0- 0

0- 0

NEUTRAL

0- 0

1- 1

1- 0

4- 7

0- 2

0- 2

NON-CONFERENCE

1- 2

3- 1

1- 0

3- 3

0- 0

0- 2

HOME

1- 1

2- 0

0- 0

0- 3

0- 2

0- 0

AWAY

0- 1

0- 0

0- 0

1- 1

0- 0

0- 0

NEUTRAL

0- 0

1- 1

1- 0

16- 0

0- 0

0- 0

CONFERENCE

2- 0

14- 0

10- 0

9- 0

0- 0

0- 0

HOME

1- 0

8- 0

6- 0

7- 0

0- 0

0- 0

AWAY

1- 0

6- 0

4- 0

0- 0

0- 0

0- 0

NEUTRAL

0- 0

0- 0

0- 0

RPI 1-25

RPI 26-50

RPI 51-100

Team's RPI: 76

RPI 101+

RPI	S	Opponent	Score
8	A	Oregon	77 110
16	A	Iowa	66 79

RPI	S	Opponent	Score
32	H	South Dakota St.	78 85
50	H	Creighton	100 108

RPI	S	Opponent	Score
62	A	Wyoming	61 75
64	H	Nebraska	84 89
85	H	Liberty	96 68
90	A	Missouri St.	80 68
90	H	Missouri St.	84 65

RPI	S	Opponent	Score
104	N	George Mason	75 87
116	H	Iowa St.	83 80
119	H	Millwaukee	77 73
138	A	UNI	72 67
138	H	UNI	81 64
158	A	Southern Ill.	75 64
158	H	Southern Ill.	84 73
248	A	Illinois St.	65 58
248	H	Illinois St.	80 64
258	A	Indiana St.	84 51
258	H	Indiana St.	85 64
260	A	Bradley	84 75
260	H	Bradley	77 71
295	H	Valparaiso	86 50
303	H	Loyola Chicago	72 46
339	N	Mississippi Val.	96 60
349	A	Evansville	101 50
349	H	Evansville	107 66

LAST 12 Division I GAMES:

248	H	Illinois St.	80 64
260	H	Bradley	77 71
138	A	UNI	72 67
258	A	Indiana St.	84 51
349	A	Evansville	101 50
90	H	Missouri St.	84 65

158	H	Southern Ill.	84 73
260	A	Bradley	84 75
248	A	Illinois St.	65 58
138	H	UNI	81 64
349	H	Evansville	107 66
258	H	Indiana St.	85 64

Non-Div I Games: Iowa Wesleyan 102 25

Drake

Loss, Non-Conf, S Site, H Home A Away N Neutral

Average RPI Win:	194	WON-LOST	WINNING	LAST 10	STRENGTH OF	OPP. STRENGTH	TEAM	ADJ.	CONF.	ADJ CONF.
Average RPI Loss:	62	RECORD	PCT. RANK	GAMES	SCHEDULE	OF SCHEDULE	RPI	RPI	RPI	RPI
DIV. I ONLY	22- 6	37	9- 1	142	119	49	49	10	10	
DIV. I NON-CONF.	8- 4	87	0- 0	210	86	95	95	12	12	

TOTALS	RPI 1-25	RPI 26-50	W-L RECORDS	RPI 51-100	RPI 101-999	RPI 201+				
22- 6	0- 0	1- 2	OVERALL	2- 4	19- 0	12- 0				
12- 0	0- 0	1- 0	HOME	2- 0	9- 0	6- 0				
9- 4	0- 0	0- 2	AWAY	0- 2	9- 0	6- 0				
1- 2	0- 0	0- 0	NEUTRAL	0- 2	1- 0	0- 0				
8- 4	0- 0	0- 1	NON-CONFERENCE	1- 3	7- 0	5- 0				
4- 0	0- 0	0- 0	HOME	1- 0	3- 0	3- 0				
3- 2	0- 0	0- 1	AWAY	0- 1	3- 0	2- 0				
1- 2	0- 0	0- 0	NEUTRAL	0- 2	1- 0	0- 0				
14- 2	0- 0	1- 1	CONFERENCE	1- 1	12- 0	7- 0				
8- 0	0- 0	1- 0	HOME	1- 0	6- 0	3- 0				
6- 2	0- 0	0- 1	AWAY	0- 1	6- 0	4- 0				
0- 0	0- 0	0- 0	NEUTRAL	0- 0	0- 0	0- 0				

RPI 1-25				RPI 26-50				Team's RPI: 49				RPI 51-100				RPI 101+			
RPI	S	Opponent	Score	RPI	S	Opponent	Score	RPI	S	Opponent	Score	RPI	S	Opponent	Score	RPI	S	Opponent	Score
29	A	Syracuse	62 72	66	A	James Madison	48 56	66	A	James Madison	48 56	114	H	Delaware	74 53				
47	A	Elon	58 70	66	H	James Madison	73 71	66	H	James Madison	73 71	122	N	Butler	76 62				
47	H	Elon	58 56	68	N	West Virginia	42 75	68	N	West Virginia	42 75	135	A	Northeastern	69 58				
				75	N	Virginia Tech	67 79	75	N	Virginia Tech	67 79	135	H	Northeastern	58 50				
				87	A	Penn St.	70 84	87	A	Penn St.	70 84	141	A	Saint Joseph's	65 58				
				93	H	Bucknell	63 54	93	H	Bucknell	63 54	159	A	William & Mary	65 58				
												159	H	William & Mary	54 34				
												229	A	Niagara	66 65				
												230	H	Lafayette	52 37				
												238	A	Hofstra	58 47				
												238	H	Hofstra	47 38				
												243	H	La Salle	79 54				
												256	A	UNCW	58 40				
												256	H	UNCW	68 42				
												266	A	Towson	62 54				
												266	H	Towson	78 53				
												272	H	Cornell	61 39				
												273	A	Col. of Charleston	80 53				
												334	A	Delaware St.	73 52				
LAST 12 Division I GAMES:																			
266	A	Towson	62 54	266	H	Towson	78 53	266	H	Towson	78 53	135	H	Northeastern	58 50				
66	H	James Madison	73 71	135	H	Northeastern	58 50	135	H	Northeastern	58 50	47	H	Elon	58 56				
159	H	William & Mary	54 34	47	H	Elon	58 56	47	H	Elon	58 56	238	A	Hofstra	58 47				
256	A	UNCW	58 40	238	A	Hofstra	58 47	238	A	Hofstra	58 47	135	A	Northeastern	69 58				
47	A	Elon	58 70	135	A	Northeastern	69 58	135	A	Northeastern	69 58	256	H	UNCW	68 42				
273	A	Col. of Charleston	80 53	256	H	UNCW	68 42	256	H	UNCW	68 42								

Non-Div I Games:

Drexel

Average RPI Win:	130	WON-LOST	WINNING	LAST 10	STRENGTH OF	OPP. STRENGTH	TEAM	ADJ.	CONF.	ADJ CONF.
Average RPI Loss:	34	RECORD	PCT. RANK	GAMES	SCHEDULE	OF SCHEDULE	RPI	RPI	RPI	RPI
DIV. I ONLY	22- 7	45	7- 3	23	21	12	12	1	1	
DIV. I NON-CONF.	11- 2	22	0- 0	56	99	16	16	1	1	

TOTALS	RPI 1-25	RPI 26-50	W-L RECORDS	RPI 51-100	RPI 101-999	RPI 201+				
22- 7	3- 3	2- 2	OVERALL	5- 1	12- 1	5- 0				
16- 1	3- 1	2- 0	HOME	4- 0	7- 0	3- 0				
6- 6	0- 2	0- 2	AWAY	1- 1	5- 1	2- 0				
0- 0	0- 0	0- 0	NEUTRAL	0- 0	0- 0	0- 0				
11- 2	1- 1	1- 1	NON-CONFERENCE	3- 0	6- 0	5- 0				
9- 0	1- 0	1- 0	HOME	3- 0	4- 0	3- 0				
2- 2	0- 1	0- 1	AWAY	0- 0	2- 0	2- 0				
0- 0	0- 0	0- 0	NEUTRAL	0- 0	0- 0	0- 0				
11- 5	2- 2	1- 1	CONFERENCE	2- 1	6- 1	0- 0				
7- 1	2- 1	1- 0	HOME	1- 0	3- 0	0- 0				
4- 4	0- 1	0- 1	AWAY	1- 1	3- 1	0- 0				
0- 0	0- 0	0- 0	NEUTRAL	0- 0	0- 0	0- 0				

D
u
k
eD
u
k
e

RPI	S	Opponent	Score	RPI	S	Opponent	Score	RPI	S	Opponent	Score	RPI	S	Opponent	Score
1	H	Notre Dame	54 72	26	A	Villanova	55 64	52	A	Miami (FL)	48 51	108	A	Wake Forest	80 67
5	A	Louisville	60 66	29	A	Syracuse	65 68	62	H	Wyoming	63 40	108	H	Wake Forest	59 51
6	H	Ohio St.	69 60	33	H	Oregon St.	72 65	65	H	Georgia Tech	77 59	110	A	North Carolina	86 92
7	H	Florida St.	79 66	34	H	Virginia	55 48	75	A	Virginia Tech	86 75	110	H	North Carolina	70 54
17	A	South Carolina	52 72					77	H	Maine	69 39	155	A	Clemson	60 35
20	H	NC State	69 56					85	H	Liberty	68 51	166	A	Pittsburgh	58 46

LAST 12 Division I GAMES:															
110	H	North Carolina	70 54	65	H	Georgia Tech	77 59	166	A	Pittsburgh	58 46	196	H	Boston College	75 50
7	H	Florida St.	79 66	108	H	Wake Forest	59 51	110	A	North Carolina	86 92	226	H	UNCG	85 54
29	A	Syracuse	65 68	1	H	Notre Dame	54 72	34	H	Virginia	55 48	251	H	Presbyterian	79 45
155	A	Clemson	60 35									261	A	Grand Canyon	74 61
108	H	Wake Forest	59 51									278	A	Old Dominion	84 51
												340	H	Winthrop	101 30

Non-Div I Games:

Duke

Duquesne Through Games Of Feb. 26, 2018										
Average RPI Win:	197	WON-LOST	WINNING	LAST 10	STRENGTH OF	OPP. STRENGTH	TEAM	ADJ.	CONF.	ADJ CONF.
Average RPI Loss:	86	RECORD	PCT. RANK	GAMES	SCHEDULE	OF SCHEDULE	RPI	RPI	RPI	RPI
DIV. I ONLY	23- 6	28	7- 3	204	98	72	72	12	12	
DIV. I NON-CONF.	10- 3	52	0- 0	174	35	56	56	10	10	

TOTALS	RPI 1-25	RPI 26-50	W-L RECORDS	RPI 51-100	RPI 101-999	RPI 201+				
23- 6	0- 1	2- 1	OVERALL	2- 1	19- 3	12- 0				
12- 2	0- 0	1- 0	HOME	1- 1	10- 1	8- 0				
10- 3	0- 0	1- 1	AWAY	1- 0	8- 2	4- 0				
1- 1	0- 1	0- 0	NEUTRAL	0- 0	1- 0	0- 0				
10- 3	0- 1	2- 0	NON-CONFERENCE	1- 0	7- 2	4- 0				
6- 0	0- 0	1- 0	HOME	1- 0	4- 0	3- 0				
3- 2	0- 0	1- 0	AWAY	0- 0	2- 2	1- 0				
1- 1	0- 1	0- 0	NEUTRAL	0- 0	1- 0	0- 0				
13- 3	0- 0	0- 1	CONFERENCE	1- 1	12- 1	8- 0				
6- 2	0- 0	0- 0	HOME	0- 1	6- 1	5- 0				
7- 1	0- 0	0- 1	AWAY	1- 0	6- 0	3- 0				
0- 0	0- 0	0- 0	NEUTRAL	0- 0	0- 0	0- 0				

RPI 1-25				RPI 26-50				RPI 51-100 Team's RPI: 72				RPI 101+			
RPI S	Opponent	Score		RPI S	Opponent	Score		RPI S	Opponent	Score		RPI S	Opponent	Score	
2 N	UConn	52	104	27 H	Central Mich.	64	61	63 H	Toledo	73	54	104 H	George Mason	71	64
				31 A	Dayton	70	79	73 H	Fordham	43	51	112 H	Saint Francis (PA)	87	68
				34 A	Virginia	74	63	96 A	George Washington	54	53	113 A	ETSU	77	81
												125 A	Saint Louis	76	66
												141 A	Saint Joseph's	61	42
												141 H	Saint Joseph's	50	69
												153 A	Charlotte	72	75
												166 A	Pittsburgh	66	53
												173 N	N.C. A&T	73	60
												178 A	Davison	79	54
												202 A	Richmond	78	70
												216 H	Akron	66	60
												243 H	La Salle	78	50
												253 A	St. Bonaventure	76	73
												253 H	St. Bonaventure	73	59
												274 H	Massachusetts	60	57
												283 A	VCU	70	51
												283 H	VCU	80	71
												294 H	Central Conn. St.	83	58
												333 H	Rhode Island	80	71
												338 H	Iona	80	59
												340 A	Winthrop	81	54

LAST 12 Division I GAMES:															
253 A	St. Bonaventure	76	73	202 A	Richmond	78	70								
73 H	Fordham	43	51	31 A	Dayton	70	79								
333 H	Rhode Island	80	71	253 H	St. Bonaventure	73	59								
125 A	Saint Louis	76	66	141 A	Saint Joseph's	61	42								
141 H	Saint Joseph's	50	69	104 H	George Mason	71	64								
283 H	VCU	80	71	243 H	La Salle	78	50								

Non-Div I Games:

Duquesne

Average RPI Win:	221	WON-LOST	WINNING	LAST 10	STRENGTH OF	OPP. STRENGTH	TEAM	ADJ.	CONF.	ADJ CONF.
Average RPI Loss:	88	RECORD	PCT. RANK	GAMES	SCHEDULE	OF SCHEDULE	RPI	RPI	RPI	RPI
DIV. I ONLY	17- 11	107	7- 3	171	97	113	113	17	17	
DIV. I NON-CONF.	6- 8	209	0- 0	180	21	177	177	17	17	

TOTALS	RPI 1-25	RPI 26-50	W-L RECORDS	RPI 51-100	RPI 101-999	RPI 201+				
17- 11	0- 3	0- 0	OVERALL	3- 4	14- 4	9- 2				
9- 3	0- 0	0- 0	HOME	2- 2	7- 1	4- 1				
8- 5	0- 2	0- 0	AWAY	1- 2	7- 1	5- 1				
0- 3	0- 1	0- 0	NEUTRAL	0- 0	0- 2	0- 0				
6- 8	0- 3	0- 0	NON-CONFERENCE	1- 2	5- 3	4- 1				
3- 2	0- 0	0- 0	HOME	1- 1	2- 1	1- 1				
3- 3	0- 2	0- 0	AWAY	0- 1	3- 0	3- 0				
0- 3	0- 1	0- 0	NEUTRAL	0- 0	0- 2	0- 0				
11- 3	0- 0	0- 0	CONFERENCE	2- 2	9- 1	5- 1				
6- 1	0- 0	0- 0	HOME	1- 1	5- 0	3- 0				
5- 2	0- 0	0- 0	AWAY	1- 1	4- 1	2- 1				
0- 0	0- 0	0- 0	NEUTRAL	0- 0	0- 0	0- 0				

RPI 1-25				RPI 26-50				RPI 51-100				RPI 101+ Team's RPI: 113			
RPI	S	Opponent	Score	RPI	S	Opponent	Score	RPI	S	Opponent	Score	RPI	S	Opponent	Score
1	N	Notre Dame	46 77					53	A	Mercer	48 63	107	N	Washington St.	76 80
9	A	Tennessee	49 87					53	H	Mercer	65 85	117	N	Western Mi ch.	79 87
20	A	NC State	58 70					61	H	Mi chi gan St.	74 83	118	H	Ci nci nnati	87 77
								71	A	Houston	69 88	171	A	Samford	64 52
								72	H	Duquesne	81 77	171	H	Samford	76 48
								98	A	Chattanooga	61 55	175	A	Furman	69 57
								98	H	Chattanooga	65 58	175	H	Furman	56 46
												226	A	UNCG	61 65
												226	H	UNCG	60 52
												255	H	Northern Ky.	45 57
												271	A	Appal achian St.	70 57
												297	A	Murray St.	96 68
												298	A	Wofford	61 58
												298	H	Wofford	82 53
												313	H	Tennessee Tech	74 55
												317	A	Western Caro.	76 46
												317	H	Western Caro.	66 50
												340	A	Wi nthrop	74 63

LAST 12 Division I GAMES:															
				53	A	Mercer	48 63	226	A	UNCG	61 65				
				171	A	Samford	64 52	171	H	Samford	76 48				
				175	H	Furman	56 46	53	H	Mercer	65 85				
				298	H	Wofford	82 53	298	A	Wofford	61 58				
				98	A	Chattanooga	61 55	175	A	Furman	69 57				
				317	A	Western Caro.	76 46	98	H	Chattanooga	65 58				

Non-Div I Games: North Greenville 90 67

ETSU

Loss,
Non-Conf,
S Site,
H Home
A Away
N Neutral

Average RPI Win:	219	WON-LOST	WINNING	LAST 10	STRENGTH OF	OPP. STRENGTH	TEAM	ADJ.	CONF.	ADJ CONF.
Average RPI Loss:	141	RECORD	PCT. RANK	GAMES	SCHEDULE	OF SCHEDULE	RPI	RPI	RPI	RPI
DIV. I ONLY	15- 14	171	5- 5	229	115	203	203	8	8	
DIV. I NON-CONF.	8- 5	111	0- 0	315	342	247	247	7	7	

TOTALS	RPI 1-25	RPI 26-50	W-L RECORDS	RPI 51-100	RPI 101-999	RPI 201+				
15- 14	0- 2	0- 1	OVERALL	1- 1	14- 10	9- 3				
11- 5	0- 1	0- 0	HOME	1- 0	10- 4	6- 1				
3- 7	0- 0	0- 0	AWAY	0- 1	3- 1	2- 0				
1- 2	0- 0	0- 0	NEUTRAL	0- 0	1- 2	1- 0				
8- 5	0- 0	0- 0	NON-CONFERENCE	0- 0	8- 5	6- 2				
6- 2	0- 0	0- 0	HOME	0- 0	6- 2	4- 1				
1- 1	0- 0	0- 0	AWAY	0- 0	1- 1	1- 1				
1- 2	0- 0	0- 0	NEUTRAL	0- 0	1- 2	1- 0				
7- 9	0- 2	0- 1	CONFERENCE	1- 1	6- 5	3- 1				
5- 3	0- 1	0- 0	HOME	1- 0	4- 2	2- 0				
2- 6	0- 1	0- 1	AWAY	0- 1	2- 3	1- 1				
0- 0	0- 0	0- 0	NEUTRAL	0- 0	0- 0	0- 0				

RPI 1-25				RPI 26-50				RPI 51-100				RPI 101+				Team's RPI: 203
RPI	S	Opponent	Score	RPI	S	Opponent	Score	RPI	S	Opponent	Score	RPI	S	Opponent	Score	
2	H	UConn	35 96	44	A	UCF	54 75	71	A	Houston	81 97	118	A	Cincinnati	79 70	
14	A	South Fla.	47 88					71	H	Houston	80 78	118	H	Cincinnati	54 66	
												129	A	Tulane	58 64	
												132	H	Wichita St.	77 67	
												153	H	Charlotte	58 55	
												159	H	William & Mary	65 71	
												183	N	Jacksonville St.	73 82	
												189	A	Memphis	36 72	
												189	H	Memphis	75 62	
												195	H	Temple	64 65	
												197	H	Norfolk St.	51 46	
												198	N	UTEP	79 93	
												202	H	Richmond	64 65	
												208	A	SMU	51 65	
												208	H	SMU	76 47	
												209	A	Tulsa	59 57	
												209	H	Tulsa	73 67	
												256	A	UNCW	62 66	
												263	N	Rider	66 63	
												276	H	UMES	64 54	
												293	H	USC Upstate	66 53	
												300	A	Kennesaw St.	66 56	
												321	H	N. C. Central	73 61	
												342	H	Savannah St.	103 37	
LAST 12 Division I GAMES:																
				44	A	UCF	54 75	208	H	SMU	76 47					
				195	H	Temple	64 65	132	H	Wichita St.	77 67					
				209	A	Tulsa	59 57	118	A	Cincinnati	79 70					
				71	A	Houston	81 97	129	A	Tulane	58 64					
				189	H	Memphis	75 62	71	H	Houston	80 78					
				14	A	South Fla.	47 88	208	A	SMU	51 65					

Non-Div I Games:

East Carolina

■ Loss,
 ■ Non-Conf,
 ■ S Site,
 ■ Home
 ■ A Away
 N Neutral

Average RPI		Win: 281	WON-LOST RECORD	WINNING PCT. RANK	LAST 10 GAMES	STRENGTH OF SCHEDULE	OPP. STRENGTH OF SCHEDULE	TEAM RPI	ADJ. RPI	CONF. RPI	ADJ. CONF. RPI
Loss: 206											
DIV. I ONLY		3- 26	340	1- 9	281	310	346	346	25	25	
DIV. I NON-CONF.		1- 10	327	0- 0	297	314	347	347	27	27	
TOTALS		RPI 1-25	RPI 26-50	W-L RECORDS		RPI 51-100	RPI 101-999	RPI 201+			
3- 26	0- 0		0- 0	OVERALL		0- 3	3- 23	2- 13			
3- 11	0- 0		0- 0	HOME		0- 1	3- 10	2- 7			
0- 14	0- 0		0- 0	AWAY		0- 2	0- 12	0- 6			
0- 1	0- 0		0- 0	NEUTRAL		0- 0	0- 1	0- 0			
1- 10	0- 0		0- 0	NON-CONFERENCE		0- 1	1- 9	1- 4			
1- 4	0- 0		0- 0	HOME		0- 0	1- 4	1- 3			
0- 5	0- 0		0- 0	AWAY		0- 1	0- 4	0- 1			
0- 1	0- 0		0- 0	NEUTRAL		0- 0	0- 1	0- 0			
2- 16	0- 0		0- 0	CONFERENCE		0- 2	2- 14	1- 9			
2- 7	0- 0		0- 0	HOME		0- 1	2- 6	1- 4			
0- 9	0- 0		0- 0	AWAY		0- 1	0- 8	0- 5			
0- 0	0- 0		0- 0	NEUTRAL		0- 0	0- 0	0- 0			

RPI 1-25				RPI 26-50				RPI 51-100				RPI 101+ Team's RPI: 346					
RPI	S	Opponent	Score	RPI	S	Opponent	Score	RPI	S	Opponent	Score	RPI	S	Opponent	Score		
								67	A	Bel mont	37	59	109	A	Clevel and St.	69	77
								67	H	Bel mont	58	86	114	N	Del aware	37	66
								95	A	Wright St.	46	81	121	H	Northern Ill.	64	93
													141	A	Saint Joseph's	62	80
													164	A	SIUE	52	62
													164	H	SIUE	76	72
													170	A	Northwestern	40	74
													177	A	UT Martin	57	85
													177	H	UT Martin	44	72
													183	H	Jacksonville St.	50	59
													187	A	Morehead St.	81	89
													219	A	Southeast Mo. St.	48	51
													219	H	Southeast Mo. St.	54	77
													223	H	North Texas	61	63
													242	A	Austin Peay	59	69
													242	H	Austin Peay	66	75
													260	H	Bradley	52	67
													295	H	Val parai so	67	76
													297	A	Murray St.	61	72
													297	H	Murray St.	63	70
													312	A	Eastern Ky.	51	67
													313	H	Tennessee Tech	57	60
													327	A	Fort Wayne	77	93
													329	A	Tennessee St.	68	86
													329	H	Tennessee St.	66	59
													349	H	Evansvi lle	79	52
LAST 12 Division I GAMES:																	
				164	H	SIUE	76	72	313	H	Tennessee Tech	57	60				
				297	H	Murray St.	63	70	183	H	Jacksonville St.	50	59				
				177	A	UT Martin	57	85	329	A	Tennessee St.	68	86				
				219	A	Southeast Mo. St.	48	51	67	A	Bel mont	37	59				
				242	H	Austin Peay	66	75	219	H	Southeast Mo. St.	54	77				
				164	A	SIUE	52	62	177	H	UT Martin	44	72				

Non-Div I Games:

Eastern III.

Loss, Non-Conf, S Site, H Home A Away N Neutral

Average RPI Win: 269

Average RPI Loss: 187

WON-LOST
RECORDWINNING
PCT. RANKLAST 10
GAMESSTRENGTH OF
SCHEDULEOPP. STRENGTH
OF SCHEDULETEAM
RPIADJ.
RPICONF.
RPIADJ CONF.
RPIDIV. I ONLY
DIV. I NON-CONF.7- 19
2- 6288
2801- 9
0- 0284
308253
73312
301312
30125
2725
27

TOTALS

RPI 1-25

RPI 26-50

W-L RECORDS

RPI 51-100

RPI 101-999

RPI 201+

7- 19

0- 0

0- 0

OVERALL

0- 3

7- 16

5- 8

5- 7

0- 0

0- 0

HOME

0- 2

5- 5

3- 2

2- 12

0- 0

0- 0

AWAY

0- 1

2- 11

2- 6

0- 0

0- 0

0- 0

NEUTRAL

0- 0

0- 0

0- 0

2- 6

0- 0

0- 0

NON-CONFERENCE

0- 1

2- 5

2- 2

1- 2

0- 0

0- 0

HOME

0- 1

1- 1

1- 0

1- 4

0- 0

0- 0

AWAY

0- 0

1- 4

1- 2

0- 0

0- 0

0- 0

NEUTRAL

0- 0

0- 0

0- 0

5- 13

0- 0

0- 0

CONFERENCE

0- 2

5- 11

3- 6

4- 5

0- 0

0- 0

HOME

0- 1

4- 4

2- 2

1- 8

0- 0

0- 0

AWAY

0- 1

1- 7

1- 4

0- 0

0- 0

0- 0

NEUTRAL

0- 0

0- 0

0- 0

RPI 1-25

RPI 26-50

RPI 51-100

RPI 101+

Team's RPI: 312








































RPI S Opponent Score

RPI S Opponent Score






















RPI S Opponent Score

RPI S Opponent Score

67  Belmont 62  95
 67  Belmont 55  77
 82  Ohio 57  69

104  George Mason 41  64
 118  Cincinnati 53  64
 162  Kent St. 57  65
 164  SIUE 60  62
 177  UT Martin 49  77
 177  UT Martin 54  72
 183  Jacksonville St. 51  65
 183  Jacksonville St. 48 44
 187  Morehead St. 51  62
 187  Morehead St. 59 56
 207  Bowling Green 60  77
 216  Akron 45  62
 219  Southeast Mo. St. 55  69
 219  Southeast Mo. St. 52  66
 226  UNCG 70 59
 242  Austin Peay 45  59
 297  Murray St. 68  75
 313  Tennessee Tech 76 68
 313  Tennessee Tech 55 53
 317  Western Caro. 62 59
 329  Tennessee St. 58  69
 329  Tennessee St. 58  59
 346  Eastern Ill. 67 51





LAST 12 Division I GAMES:

187  Morehead St. 51  62 329  Tennessee St. 58  59
 219  Southeast Mo. St. 52  66 67  Belmont 55  77
 329  Tennessee St. 58  69 297  Murray St. 68  75
 67  Belmont 62  95 242  Austin Peay 45  59
 187  Morehead St. 59 56 183  Jacksonville St. 48 44
 177  UT Martin 54  72 313  Tennessee Tech 55 53

E
a
s
t
e
r
n
K
y
.E
a
s
t
e
r
n
K
y
.

Non-Div I Games: Ohio Christian 69 45

Eastern Ky.

 Loss,  Non-Conf, S Site,  Home  Away N Neutral

Average RPI Win:	187	WON-LOST	WINNING	LAST 10	STRENGTH OF	OPP. STRENGTH	TEAM	ADJ.	CONF.	ADJ CONF.
Average RPI Loss:	129	RECORD	PCT. RANK	GAMES	SCHEDULE	OF SCHEDULE	RPI	RPI	RPI	RPI
DIV. I ONLY	9- 17	251	2- 8	140	107	211	211	7	7	
DIV. I NON-CONF.	3- 7	254	0- 0	328	332	307	307	8	8	

TOTALS	RPI 1-25	RPI 26-50	W-L RECORDS	RPI 51-100	RPI 101-999	RPI 201+				
9- 17	0- 1	0- 4	OVERALL	3- 2	6- 10	4- 4				
5- 5	0- 0	0- 1	HOME	2- 1	3- 3	2- 1				
4- 11	0- 1	0- 3	AWAY	1- 1	3- 6	2- 3				
0- 1	0- 0	0- 0	NEUTRAL	0- 0	0- 1	0- 0				
3- 7	0- 0	0- 1	NON-CONFERENCE	0- 0	3- 6	3- 3				
2- 0	0- 0	0- 0	HOME	0- 0	2- 0	2- 0				
1- 6	0- 0	0- 1	AWAY	0- 0	1- 5	1- 3				
0- 1	0- 0	0- 0	NEUTRAL	0- 0	0- 1	0- 0				
6- 10	0- 1	0- 3	CONFERENCE	3- 2	3- 4	1- 1				
3- 5	0- 0	0- 1	HOME	2- 1	1- 3	0- 1				
3- 5	0- 1	0- 2	AWAY	1- 1	2- 1	1- 0				
0- 0	0- 0	0- 0	NEUTRAL	0- 0	0- 0	0- 0				

RPI	S	Opponent	Score	RPI	S	Opponent	Score	RPI	S	Opponent	Score	RPI	S	Opponent	Score	Team's RPI: 211
13	A	Buffalo	92 97	27	A	Central Mich.	82 95	63	A	Toledo	69 80	109	A	Cleveland St.	65 77	
				27	H	Central Mich.	72 95	63	H	Toledo	70 57	117	H	Western Mich.	69 67	
				36	A	Ball St.	85 91	82	H	Ohio	73 58	121	A	Northern Ill.	83 76	
				46	A	Minnesota	56 80	84	A	Miami (OH)	74 59	121	H	Northern Ill.	75 84	
								84	H	Miami (OH)	69 73	133	A	Loyola Marymount	64 73	
												162	A	Kent St.	69 76	
												162	H	Kent St.	60 67	
												172	N	Denver	54 60	
												207	A	Bowling Green	54 52	
												216	H	Akron	65 77	
												248	A	Illinois St.	56 65	
												253	A	St. Bonaventure	51 70	
												319	A	Detroit Mercy	78 76	
												328	A	Ill. -Chicago	70 73	
												343	H	Longwood	73 44	
												344	H	Florida A&M	83 61	

LAST 12 Division I GAMES:																
121	H	Northern Ill.	75 84	27	H	Central Mich.	72 95	13	A	Buffalo	92 97	109	A	Cleveland St.	65 77	
63	A	Toledo	69 80	13	A	Buffalo	92 97	84	H	Miami (OH)	69 73	117	H	Western Mich.	69 67	
27	A	Central Mich.	82 95	84	H	Miami (OH)	69 73	121	A	Northern Ill.	83 76	121	H	Northern Ill.	75 84	
82	H	Ohio	73 58	121	A	Northern Ill.	83 76	117	H	Western Mich.	69 67	133	A	Loyola Marymount	64 73	
216	H	Akron	65 77	117	H	Western Mich.	69 67	162	A	Kent St.	69 76	162	H	Kent St.	60 67	
36	A	Ball St.	85 91	84	A	Miami (OH)	74 59	172	N	Denver	54 60	207	A	Bowling Green	54 52	

Non-Div I Games: Rochester College 62 29

Eastern Mich.

Average RPI Win:	224	WON-LOST	WINNING	LAST 10	STRENGTH OF	OPP. STRENGTH	TEAM	ADJ.	CONF.	ADJ CONF.
Average RPI Loss:	104	RECORD	PCT. RANK	GAMES	SCHEDULE	OF SCHEDULE	RPI	RPI	RPI	RPI
DIV. I ONLY	14- 13	163	6- 4	133	150	144	144	19	19	
DIV. I NON-CONF.	4- 7	226	0- 0	62	140	156	156	14	14	

TOTALS	RPI 1-25	RPI 26-50	W-L RECORDS	RPI 51-100	RPI 101-999	RPI 201+				
14- 13	0- 1	0- 3	OVERALL	0- 2	14- 7	7- 1				
10- 3	0- 0	0- 1	HOME	0- 0	10- 2	4- 0				
3- 9	0- 1	0- 2	AWAY	0- 1	3- 5	3- 1				
1- 1	0- 0	0- 0	NEUTRAL	0- 1	1- 0	0- 0				
4- 7	0- 1	0- 1	NON-CONFERENCE	0- 2	4- 3	2- 0				
2- 2	0- 0	0- 0	HOME	0- 0	2- 2	1- 0				
1- 4	0- 1	0- 1	AWAY	0- 1	1- 1	1- 0				
1- 1	0- 0	0- 0	NEUTRAL	0- 1	1- 0	0- 0				
10- 6	0- 0	0- 2	CONFERENCE	0- 0	10- 4	5- 1				
8- 1	0- 0	0- 1	HOME	0- 0	8- 0	3- 0				
2- 5	0- 0	0- 1	AWAY	0- 0	2- 4	2- 1				
0- 0	0- 0	0- 0	NEUTRAL	0- 0	0- 0	0- 0				

RPI	S	Opponent	Score	RPI	S	Opponent	Score	RPI	S	Opponent	Score	RPI	S	Opponent	Score	Team's RPI: 144
8	A	Oregon	40 81	37	A	Northern Colo.	62 68	56	A	Purdue	40 65	130	A	Fresno St.	56 81	
				37	H	Northern Colo.	65 70	74	N	Saint Mary's (CA)	56 76	134	H	Idaho St.	66 64	
				39	A	Gonzaga	45 69					137	A	Portland St.	60 75	
												137	H	Portland St.	64 57	
												142	H	BYU	69 73	
												145	H	Boise St.	57 61	
												146	H	Cal Poly	75 72	
												148	A	Idaho	71 85	
												148	H	Idaho	71 64	
												154	H	Weber St.	77 68	
												161	A	North Dakota	79 81	
												161	H	North Dakota	74 70	
												177	N	UT Martin	61 58	
												232	A	Montana St.	74 77	
												240	A	Montana	75 72	
												289	A	Sacramento St.	83 72	
												289	H	Sacramento St.	83 76	
												302	H	Northern Ariz.	82 62	
												309	A	Air Force	65 63	
												324	H	Utah Valley	61 41	
												330	H	Southern Utah	58 41	

LAST 12 Division I GAMES:																
134	H	Idaho St.	66 64	289	H	Sacramento St.	83 76									
154	H	Weber St.	77 68	37	A	Northern Colo.	62 68									
232	A	Montana St.	74 77	161	A	North Dakota	79 81									
240	A	Montana	75 72	330	H	Southern Utah	58 41									
148	A	Idaho	71 85	302	H	Northern Ariz.	82 62									
137	H	Portland St.	64 57	148	H	Idaho	71 64									

Non-Div I Games: Multnomah 88 42

Eastern Wash.

Average RPI Win:	297	WON-LOST	WINNING	LAST 10	STRENGTH OF	OPP. STRENGTH	TEAM	ADJ.	CONF.	ADJ CONF.
Average RPI Loss:	216	RECORD	PCT. RANK	GAMES	SCHEDULE	OF SCHEDULE	RPI	RPI	RPI	RPI
DIV. I ONLY	1- 24	347	0- 10	311	304	349	349	24	24	
DIV. I NON-CONF.	1- 8	313	0- 0	302	341	346	346	21	21	

TOTALS	RPI 1-25	RPI 26-50	W-L RECORDS	RPI 51-100	RPI 101-999	RPI 201+				
1- 24	0- 0	0- 1	OVERALL	0- 4	1- 19	1- 15				
1- 10	0- 0	0- 0	HOME	0- 2	1- 8	1- 5				
0- 14	0- 0	0- 0	AWAY	0- 1	0- 3	0- 3				
0- 0	0- 0	0- 0	NEUTRAL	0- 0	0- 0	0- 0				
1- 8	0- 0	0- 1	NON-CONFERENCE	0- 1	1- 6	1- 5				
1- 1	0- 0	0- 0	HOME	0- 0	1- 1	1- 0				
0- 7	0- 0	0- 1	AWAY	0- 1	0- 5	0- 5				
0- 0	0- 0	0- 0	NEUTRAL	0- 0	0- 0	0- 0				
0- 16	0- 0	0- 0	CONFERENCE	0- 3	0- 13	0- 10				
0- 9	0- 0	0- 0	HOME	0- 2	0- 7	0- 5				
0- 7	0- 0	0- 0	AWAY	0- 1	0- 6	0- 5				
0- 0	0- 0	0- 0	NEUTRAL	0- 0	0- 0	0- 0				

RPI 1-25	RPI 26-50	RPI 51-100	RPI 101+	Team's RPI: 349
RPI S Opponent Score	RPI S Opponent Score	RPI S Opponent Score	RPI S Opponent Score	Score
	41 A Western Ky. 54 92	76 A Drake 66 107	138 A UNI 41 65	
		76 H Drake 50 101	138 H UNI 60 85	
		89 A Kentucky 62 100	158 H Southern Ill. 62 74	
		90 H Missouri St. 65 95	187 H Morehead St. 75 82	
			219 A Southeast Mo. St. 65 74	
			242 A Austin Peay 73 82	
			248 A Illinois St. 44 70	
			248 H Illinois St. 43 67	
			258 A Indiana St. 48 56	
			258 H Indiana St. 57 66	
			260 A Bradley 47 92	
			260 H Bradley 59 117	
			295 A Valparaiso 59 101	
			295 H Valparaiso 54 67	
			297 H Murray St. 89 81	
			303 A Loyola Chicago 63 82	
			303 H Loyola Chicago 47 60	
			318 A Alabama A&M 56 70	
			328 A Ill. -Chicago 77 96	
			346 A Eastern Ill. 52 79	
LAST 12 Division I GAMES:				
295 H Valparaiso 54 67	258 H Indiana St. 57 66			
303 H Loyola Chicago 47 60	303 A Loyola Chicago 63 82			
248 A Illinois St. 44 70	295 A Valparaiso 59 101			
260 A Bradley 47 92	260 H Bradley 59 117			
138 H UNI 60 85	248 H Illinois St. 43 67			
76 H Drake 50 101	76 A Drake 66 107			

Non-Div I Games: Oakland City 96 59 Westminster (MO) 79 53

Average RPI Win:	205	WON-LOST	WINNING	LAST 10	STRENGTH OF	OPP. STRENGTH	TEAM	ADJ.	CONF.	ADJ CONF.
Average RPI Loss:	105	RECORD	PCT. RANK	GAMES	SCHEDULE	OF SCHEDULE	RPI	RPI	RPI	RPI
DIV. I ONLY	24- 4	10	9- 1	181	182	51	51	23	23	
DIV. I NON-CONF.	11- 3	45	0- 0	66	55	27	27	22	22	

TOTALS	RPI 1-25	RPI 26-50	W-L RECORDS	RPI 51-100	RPI 101-999	RPI 201+				
24- 4	1- 1	1- 0	OVERALL	4- 2	18- 1	13- 1				
12- 0	0- 0	1- 0	HOME	3- 0	8- 0	6- 0				
10- 2	0- 0	0- 0	AWAY	1- 0	9- 0	7- 0				
2- 2	1- 1	0- 0	NEUTRAL	0- 1	1- 0	0- 0				
11- 3	1- 1	1- 0	NON-CONFERENCE	2- 2	7- 0	4- 0				
5- 0	0- 0	1- 0	HOME	2- 0	2- 0	1- 0				
4- 1	0- 0	0- 0	AWAY	0- 1	4- 0	3- 0				
2- 2	1- 1	0- 0	NEUTRAL	0- 1	1- 0	0- 0				
13- 1	0- 0	0- 0	CONFERENCE	2- 0	11- 1	9- 1				
7- 0	0- 0	0- 0	HOME	1- 0	6- 0	5- 0				
6- 1	0- 0	0- 0	AWAY	1- 0	5- 1	4- 1				
0- 0	0- 0	0- 0	NEUTRAL	0- 0	0- 0	0- 0				

F
G
C
UF
G
C
U

RPI 1-25				RPI 26-50				RPI 51-100 Team's RPI: 51				RPI 101+			
RPI	S	Opponent	Score	RPI	S	Opponent	Score	RPI	S	Opponent	Score	RPI	S	Opponent	Score
6	N	Ohio St.	62 104	32	H	South Dakota St.	87 78	55	H	Harvard	65 56	162	N	Kent St.	80 62
23	N	DePaul	89 84					67	N	Belmont	65 75	164	H	SIUE	66 49
								89	H	Kentucky	70 64	185	A	Stetson	74 60
								98	A	Chattanooga	61 68	185	H	Stetson	80 40
								100	A	Jacksonville	65 63	199	A	Siena	63 50
								100	H	Jacksonville	63 58	216	A	Akron	82 63
												220	H	Illinois	85 61
												236	A	Abilene Christian	94 55
												250	A	North Florida	73 75
												250	H	North Florida	67 52
												262	A	Lipscomb	68 54
												262	H	Lipscomb	88 52
												293	A	USC Upstate	88 44
												293	H	USC Upstate	93 60
												300	A	Kennesaw St.	78 57
												300	H	Kennesaw St.	78 51
												310	A	FIU	88 52
												341	A	NJIT	89 43
												341	H	NJIT	90 66
LAST 12 Division I GAMES:															
185	A	Stetson	74 60	100	A	Jacksonville	65 63	250	A	North Florida	73 75				
300	H	Kennesaw St.	78 51	250	A	North Florida	73 75	100	H	Jacksonville	63 58				
262	H	Lipscomb	88 52	100	H	Jacksonville	63 58	262	A	Lipscomb	68 54				
341	A	NJIT	89 43	262	A	Lipscomb	68 54	300	A	Kennesaw St.	78 57				
293	A	USC Upstate	88 44	300	A	Kennesaw St.	78 57	293	H	USC Upstate	93 60				
250	H	North Florida	67 52	293	H	USC Upstate	93 60								

Non-Div I Games: Southeastern (FL) 76 66 Ave Maria 99 35 Fla. Memorial 82 43

FGCU

Average RPI Win:	240	WON-LOST	WINNING	LAST 10	STRENGTH OF	OPP. STRENGTH	TEAM	ADJ.	CONF.	ADJ CONF.
Average RPI Loss:	176	RECORD	PCT. RANK	GAMES	SCHEDULE	OF SCHEDULE	RPI	RPI	RPI	RPI
DIV. I ONLY	7- 20	294	2- 8	196	220	310	310	18	18	
DIV. I NON-CONF.	3- 10	285	0- 0	245	253	320	320	20	20	

TOTALS	RPI 1-25	RPI 26-50	W-L RECORDS	RPI 51-100	RPI 101-999	RPI 201+				
7- 20	0- 1	0- 1	OVERALL	0- 3	7- 15	5- 9				
7- 10	0- 1	0- 0	HOME	0- 2	7- 7	5- 3				
0- 10	0- 0	0- 1	AWAY	0- 1	0- 8	0- 6				
0- 0	0- 0	0- 0	NEUTRAL	0- 0	0- 0	0- 0				
3- 10	0- 1	0- 0	NON-CONFERENCE	0- 2	3- 7	3- 4				
3- 6	0- 1	0- 0	HOME	0- 1	3- 4	3- 2				
0- 4	0- 0	0- 0	AWAY	0- 1	0- 3	0- 2				
0- 0	0- 0	0- 0	NEUTRAL	0- 0	0- 0	0- 0				
4- 10	0- 0	0- 1	CONFERENCE	0- 1	4- 8	2- 5				
4- 4	0- 0	0- 0	HOME	0- 1	4- 3	2- 1				
0- 6	0- 0	0- 1	AWAY	0- 0	0- 5	0- 4				
0- 0	0- 0	0- 0	NEUTRAL	0- 0	0- 0	0- 0				

RPI 1-25				RPI 26-50				RPI 51-100				RPI 101+ Team's RPI: 310			
RPI	S	Opponent	Score	RPI	S	Opponent	Score	RPI	S	Opponent	Score	RPI	S	Opponent	Score
14	H	South Fla.	52 82	41	A	Western Ky.	47 101	51	H	FGCU	52 88	102	H	Rice	68 58
								52	A	Miami (FL)	69 77	105	H	Middle Tenn.	59 63
								83	H	UAB	61 71	111	A	Georgetown	56 77
												126	H	Bethune-Cookman	59 77
												140	H	Louisiana Tech	57 54
												153	A	Charlotte	57 80
												155	H	Clemson	65 67
												198	H	UTEP	76 77
												223	H	North Texas	46 92
												228	A	Fla. Atlantic	63 67
												228	H	Fla. Atlantic	86 65
												264	A	Morgan St.	51 62
												265	A	Howard	62 69
												269	A	UTSA	66 69
												278	A	Old Dominion	60 68
												286	H	North Dakota St.	68 71
												292	H	Vermont	80 70
												301	A	Marshall	75 78
												301	H	Marshall	67 54
												309	H	Air Force	70 69
												311	H	Charleston So.	77 70
												318	H	Alabama A&M	51 58

LAST 12 Division I GAMES:															
228	A	Fla. Atlantic	63 67	278	A	Old Dominion	60 68								
228	H	Fla. Atlantic	86 65	301	A	Marshall	75 78								
269	A	UTSA	66 69	83	H	UAB	61 71								
105	H	Middle Tenn.	59 63	140	H	Louisiana Tech	57 54								
223	H	North Texas	46 92	102	H	Rice	68 58								
153	A	Charlotte	57 80	41	A	Western Ky.	47 101								

Non-Div I Games:

FIU

Average RPI Win:	287	WON-LOST	WINNING	LAST 10	STRENGTH OF	OPP. STRENGTH	TEAM	ADJ.	CONF.	ADJ CONF.
Average RPI Loss:	175	RECORD	PCT. RANK	GAMES	SCHEDULE	OF SCHEDULE	RPI	RPI	RPI	RPI
DIV. I ONLY	13- 16	205	6- 4	323	280	267	267	28	28	
DIV. I NON-CONF.	3- 8	268	0- 0	298	231	305	305	25	25	

TOTALS	RPI 1-25	RPI 26-50	W-L RECORDS	RPI 51-100	RPI 101-999	RPI 201+				
13- 16	0- 0	0- 3	OVERALL	0- 0	13- 13	11- 5				
8- 5	0- 0	0- 2	HOME	0- 0	8- 3	7- 2				
5- 10	0- 0	0- 1	AWAY	0- 0	5- 9	4- 3				
0- 1	0- 0	0- 0	NEUTRAL	0- 0	0- 1	0- 0				
3- 8	0- 0	0- 1	NON-CONFERENCE	0- 0	3- 7	2- 2				
2- 2	0- 0	0- 1	HOME	0- 0	2- 1	2- 1				
1- 5	0- 0	0- 0	AWAY	0- 0	1- 5	0- 1				
0- 1	0- 0	0- 0	NEUTRAL	0- 0	0- 1	0- 0				
10- 8	0- 0	0- 2	CONFERENCE	0- 0	10- 6	9- 3				
6- 3	0- 0	0- 1	HOME	0- 0	6- 2	5- 1				
4- 5	0- 0	0- 1	AWAY	0- 0	4- 4	4- 2				
0- 0	0- 0	0- 0	NEUTRAL	0- 0	0- 0	0- 0				

RPI	S	Opponent	Score	RPI	S	Opponent	Score	RPI	S	Opponent	Score	RPI	S	Opponent	Score
26	H	Villanova	44 73	42	A	Quinnipiac	45 77	42	H	Quinnipiac	39 58	124	A	Seton Hall	61 80
												135	A	Northeastern	43 63
												159	A	William & Mary	47 57
												176	A	Marist	63 71
												176	H	Marist	34 48
												184	A	Lehigh	53 56
												186	N	New Hampshire	61 71
												196	A	Boston College	66 58
												199	A	Siena	40 51
												199	H	Siena	44 43
												202	H	Richmond	67 72
												229	H	Niagara	59 53
												259	A	Manhattan	44 55
												259	H	Manhattan	55 52
												263	A	Rider	68 57
												263	H	Rider	45 61
												279	A	Canisius	56 52
												290	H	Mt. St. Mary's	76 65
												291	A	Monmouth	65 73
												291	H	Monmouth	61 55
												333	A	Rhode Island	47 62
												338	A	Iona	78 68
												338	H	Iona	59 39
												347	H	UMass Lowell	78 67
												348	A	Saint Peter's	62 40
												348	H	Saint Peter's	62 41

LAST 12 Division I GAMES:															
338	H	Iona	59 39	338	A	Iona	78 68	259	H	Manhattan	55 52	42	H	Quinnipiac	39 58
291	A	Monmouth	65 73	42	H	Quinnipiac	39 58	263	A	Rider	68 57	199	A	Siena	40 51
348	A	Saint Peter's	62 40	263	A	Rider	68 57	199	A	Siena	40 51	42	A	Quinnipiac	45 77
199	H	Siena	44 43	199	A	Siena	40 51								
176	H	Marist	34 48												
259	A	Manhattan	44 55												

Non-Div I Games:

Fairfield

Average RPI Win: 296	WON-LOST RECORD	WINNING PCT. RANK	LAST 10 GAMES	STRENGTH OF SCHEDULE	OPP. STRENGTH OF SCHEDULE	TEAM RPI	ADJ. RPI	CONF. RPI	ADJ CONF. RPI
Average RPI Loss: 204									
DIV. I ONLY	14- 13	163	4- 6	347	332	284	284	29	29
DIV. I NON-CONF.	7- 3	74	0- 0	344	337	243	243	29	29

TOTALS	RPI 1-25	RPI 26-50	W-L RECORDS	RPI 51-100	RPI 101-999	RPI 201+			
14- 13	0- 0	0- 1	OVERALL	0- 0	14- 12	13- 7			
8- 7	0- 0	0- 0	HOME	0- 0	8- 7	7- 4			
6- 6	0- 0	0- 1	AWAY	0- 0	6- 5	6- 3			
0- 0	0- 0	0- 0	NEUTRAL	0- 0	0- 0	0- 0			
7- 3	0- 0	0- 1	NON-CONFERENCE	0- 0	7- 2	6- 1			
5- 1	0- 0	0- 0	HOME	0- 0	5- 1	4- 0			
2- 2	0- 0	0- 1	AWAY	0- 0	2- 1	2- 1			
0- 0	0- 0	0- 0	NEUTRAL	0- 0	0- 0	0- 0			
7- 10	0- 0	0- 0	CONFERENCE	0- 0	7- 10	7- 6			
3- 6	0- 0	0- 0	HOME	0- 0	3- 6	3- 4			
4- 4	0- 0	0- 0	AWAY	0- 0	4- 4	4- 2			
0- 0	0- 0	0- 0	NEUTRAL	0- 0	0- 0	0- 0			

RPI S Opponent	Score	RPI S Opponent	Score	RPI S Opponent	Score	RPI S Opponent	Score	Team's RPI: 284
43 A Rutgers	35 101					112 A Saint Francis (PA)	61 80	
						112 H Saint Francis (PA)	56 80	
						128 A Robert Morris	49 62	
						128 H Robert Morris	68 77	
						160 H Army West Point	58 56	
						180 H Stony Brook	51 56	
						252 A St. Francis Brooklyn	70 62	
						252 H St. Francis Brooklyn	45 58	
						257 H Sacred Heart	69 59	
						265 A Howard	65 68	
						277 A LIU Brooklyn	61 49	
						277 H LIU Brooklyn	53 62	
						282 H Colgate	61 51	
						285 A Bryant	77 69	
						285 H Bryant	48 65	
						290 A Mt. St. Mary's	52 55	
						290 H Mt. St. Mary's	53 55	
						291 H Monmouth	78 61	
						294 A Central Conn. St.	56 76	
						294 H Central Conn. St.	78 49	
						332 A Wagner	74 64	
						332 H Wagner	62 61	
						341 A NJIT	74 70	
						343 A Longwood	72 52	
						347 H UMass Lowell	60 51	
						348 H Saint Peter's	69 59	
LAST 12 Division I GAMES:								
252 H St. Francis Brooklyn	45 58	294 A Central Conn. St.	56 76					
277 H LIU Brooklyn	53 62	285 A Bryant	77 69					
112 A Saint Francis (PA)	61 80	277 A LIU Brooklyn	61 49					
128 A Robert Morris	49 62	252 A St. Francis Brooklyn	70 62					
332 H Wagner	62 61	257 H Sacred Heart	69 59					
290 H Mt. St. Mary's	53 55	294 H Central Conn. St.	78 49					

Non-Div I Games: Rutgers-Newark 76 40

Fairleigh Dickinson

Average RPI Win:	259	WON-LOST	WINNING	LAST 10	STRENGTH OF	OPP. STRENGTH	TEAM	ADJ.	CONF.	ADJ CONF.
Average RPI Loss:	160	RECORD	PCT. RANK	GAMES	SCHEDULE	OF SCHEDULE	RPI	RPI	RPI	RPI
DIV. I ONLY	12- 13	190	4- 6	244	241	228	228	18	18	
DIV. I NON-CONF.	6- 5	153	0- 0	291	293	233	233	20	20	

TOTALS	RPI 1-25	RPI 26-50	W-L RECORDS	RPI 51-100	RPI 101-999	RPI 201+				
12- 13	0- 0	0- 1	OVERALL	0- 3	12- 9	10- 5				
9- 5	0- 0	0- 0	HOME	0- 1	9- 4	7- 2				
3- 7	0- 0	0- 1	AWAY	0- 2	3- 4	3- 2				
0- 1	0- 0	0- 0	NEUTRAL	0- 0	0- 1	0- 1				
6- 5	0- 0	0- 0	NON-CONFERENCE	0- 2	6- 3	6- 2				
4- 2	0- 0	0- 0	HOME	0- 1	4- 1	4- 1				
2- 2	0- 0	0- 0	AWAY	0- 1	2- 1	2- 0				
0- 1	0- 0	0- 0	NEUTRAL	0- 0	0- 1	0- 1				
6- 8	0- 0	0- 1	CONFERENCE	0- 1	6- 6	4- 3				
5- 3	0- 0	0- 0	HOME	0- 0	5- 3	3- 1				
1- 5	0- 0	0- 1	AWAY	0- 1	1- 3	1- 2				
0- 0	0- 0	0- 0	NEUTRAL	0- 0	0- 0	0- 0				

RPI	S	Opponent	Score	RPI	S	Opponent	Score	RPI	S	Opponent	Score	RPI	S	Opponent	Score
41	A	Western Ky.	63 82	53	H	Mercer	55 66	102	H	Rice	53 67	105	H	Middle Tenn.	65 69
				64	A	Nebraska	69 86	140	H	Louisiana Tech	86 72	150	A	Colorado	69 76
				83	A	UAB	57 90	198	A	UTEP	70 75	198	H	UTEP	72 66
								206	H	Southern Miss.	89 74	207	N	Bowling Green	55 66
								223	H	North Texas	51 65	250	H	North Florida	83 75
								252	H	St. Francis Brooklyn	80 60	258	A	Indiana St.	66 58
								261	H	Grand Canyon	73 77	269	A	UTSA	99 65
								278	A	Old Dominion	54 59	281	H	UMKC	65 55
								301	H	Marshall	79 59	308	A	Georgia St.	82 50
								310	A	FIU	65 86	310	H	FIU	67 63
								334	H	Delaware St.	90 67				
LAST 12 Division I GAMES:															
310	H	FIU	67 63	41	A	Western Ky.	63 82	83	A	UAB	57 90	269	A	UTSA	99 65
206	H	Southern Miss.	89 74	83	A	UAB	57 90	140	H	Louisiana Tech	86 72	198	A	UTEP	70 75
310	A	FIU	65 86	269	A	UTSA	99 65	102	H	Rice	53 67				
278	A	Old Dominion	54 59	140	H	Louisiana Tech	86 72								
223	H	North Texas	51 65	198	A	UTEP	70 75								
105	H	Middle Tenn.	65 69	102	H	Rice	53 67								

Non-Div I Games:

Fla. Atlantic

Average RPI Win:	200	WON-LOST	WINNING	LAST 10	STRENGTH OF	OPP. STRENGTH	TEAM	ADJ.	CONF.	ADJ CONF.
Average RPI Loss:	61	RECORD	PCT. RANK	GAMES	SCHEDULE	OF SCHEDULE	RPI	RPI	RPI	RPI
DIV. I ONLY	11- 18	237	2- 8	46	49	157	157	2	2	
DIV. I NON-CONF.	8- 5	111	0- 0	197	142	178	178	2	2	

TOTALS	RPI 1-25	RPI 26-50	W-L RECORDS	RPI 51-100	RPI 101-999	RPI 201+				
11- 18	0- 9	1- 2	OVERALL	1- 4	9- 3	5- 1				
7- 10	0- 5	0- 1	HOME	1- 3	6- 1	3- 1				
2- 7	0- 4	1- 1	AWAY	0- 1	1- 1	0- 0				
2- 1	0- 0	0- 0	NEUTRAL	0- 0	2- 1	2- 0				
8- 5	0- 2	1- 0	NON-CONFERENCE	1- 1	6- 2	5- 1				
5- 4	0- 2	0- 0	HOME	1- 1	4- 1	3- 1				
1- 0	0- 0	1- 0	AWAY	0- 0	0- 0	0- 0				
2- 1	0- 0	0- 0	NEUTRAL	0- 0	2- 1	2- 0				
3- 13	0- 7	0- 2	CONFERENCE	0- 3	3- 1	0- 0				
2- 6	0- 3	0- 1	HOME	0- 2	2- 0	0- 0				
1- 7	0- 4	0- 1	AWAY	0- 1	1- 1	0- 0				
0- 0	0- 0	0- 0	NEUTRAL	0- 0	0- 0	0- 0				

RPI	S	Opponent	Score	RPI	S	Opponent	Score	RPI	S	Opponent	Score	RPI	S	Opponent	Score	Team's RPI: 157
3	A	Mississippi St.	53 90	28	A	Georgia	43 63	86	H	Alabama	54 63	136	H	Vanderbilt	88 71	
3	H	Mississippi St.	50 98	28	H	Georgia	57 66	89	H	Kentucky	53 56	139	A	Arkansas	65 51	
6	H	Ohio St.	77 103	30	A	Oklahoma	80 61	97	A	Auburn	55 84	141	H	Saint Joseph's	71 51	
7	H	Florida St.	54 84					98	H	Chattanooga	60 65	165	A	Ole Miss	75 78	
9	H	Tennessee	42 70					100	H	Jacksonville	69 59	165	H	Ole Miss	61 60	
17	A	South Carolina	57 64									185	N	Stetson	71 85	
18	A	Texas A&M	80 85									202	N	Richmond	87 80	
19	A	Missouri	64 66									213	H	Arkansas St.	69 70	
25	H	LSU	59 66									301	H	Marshall	74 69	
												308	H	Georgia St.	82 66	
												334	H	Delaware St.	85 51	
												342	N	Savannah St.	90 40	

LAST 12 Division I GAMES:																
28	A	Georgia	43 63	19	A	Missouri	64 66									
9	H	Tennessee	42 70	28	H	Georgia	57 66									
136	H	Vanderbilt	88 71	3	A	Mississippi St.	53 90									
18	A	Texas A&M	80 85	165	H	Ole Miss	61 60									
17	A	South Carolina	57 64	139	A	Arkansas	65 51									
3	H	Mississippi St.	50 98	25	H	LSU	59 66									

Non-Div I Games:

Florida

Average RPI		WON-LOST RECORD	WINNING PCT. RANK	LAST 10 GAMES	STRENGTH OF SCHEDULE	OPP. STRENGTH OF SCHEDULE	TEAM RPI	ADJ. RPI	CONF. RPI	ADJ. CONF. RPI
314	225	5- 22	324	2- 8	340	307	344	344	30	30
ONLY										
NON-CONF.		1- 11	331	0- 0	325	197	342	342	30	30
TOTALS		RPI 1-25	RPI 26-50	W-L RECORDS		RPI 51-100	RPI 101-999	RPI 201+		
5- 22	0- 0		0- 0	OVERALL		0- 3	5- 19	5- 15		
3- 6	0- 0		0- 0	HOME		0- 0	3- 6	3- 5		
2- 15	0- 0		0- 0	AWAY		0- 3	2- 12	2- 9		
0- 1	0- 0		0- 0	NEUTRAL		0- 0	0- 1	0- 1		
1- 11	0- 0		0- 0	NON-CONFERENCE		0- 3	1- 8	1- 8		
0- 2	0- 0		0- 0	HOME		0- 0	0- 2	0- 2		
1- 8	0- 0		0- 0	AWAY		0- 3	1- 5	1- 5		
0- 1	0- 0		0- 0	NEUTRAL		0- 0	0- 1	0- 1		
4- 11	0- 0		0- 0	CONFERENCE		0- 0	4- 11	4- 7		
3- 4	0- 0		0- 0	HOME		0- 0	3- 4	3- 3		
1- 7	0- 0		0- 0	AWAY		0- 0	1- 7	1- 4		
0- 0	0- 0		0- 0	NEUTRAL		0- 0	0- 0	0- 0		

RPI 1-25				RPI 26-50				RPI 51-100				RPI 101+ Team's RPI: 344					
RPI	S	Opponent	Score	RPI	S	Opponent	Score	RPI	S	Opponent	Score	RPI	S	Opponent	Score		
								84	A	Miami (OH)	33	73	126	A	Bethune-Cookman	42	44
								86	A	Alabama	55	91	173	H	N.C. A&T	52	73
								91	A	Kansas St.	57	81	197	A	Norfolk St.	49	70
												201	A	Hampton	65	66	
												211	A	Eastern Mich.	61	83	
												215	A	Xavier	52	70	
												224	N	A&M-Corpus Christi	55	58	
												239	A	Omaha	73	78	
												241	A	Texas Tech	63	82	
												250	H	North Florida	68	77	
												257	H	Sacred Heart	68	73	
												264	A	Morgan St.	56	61	
												264	H	Morgan St.	44	59	
												265	A	Howard	65	76	
												265	H	Howard	74	59	
												276	A	UMES	70	87	
												306	A	UTRGV	38	51	
												315	A	Coppin St.	56	62	
												317	A	Western Caro.	80	63	
												321	H	N.C. Central	84	81	
												322	H	South Carolina St.	49	82	
												334	A	Delaware St.	73	65	
												334	H	Delaware St.	59	54	
												342	H	Savannah St.	47	65	
				LAST 12 Division I GAMES:													
				322	H	South Carolina St.	49	82	265	A	Howard	65	76				
				173	H	N.C. A&T	52	73	342	H	Savannah St.	47	65				
				334	A	Delaware St.	73	65	197	A	Norfolk St.	49	70				
				264	H	Morgan St.	44	59	201	A	Hampton	65	66				
				321	H	N.C. Central	84	81	334	H	Delaware St.	59	54				
				276	A	UMES	70	87	126	A	Bethune-Cookman	42	44				

Non-Div I Games:	Lynn	74	37
------------------	------	----	----

Florida A&M

■ Loss, ■ Non-Conf, S Site, H Home A Away N Neutral

Average RPI Win:	121	WON-LOST	WINNING	LAST 10	STRENGTH OF	OPP. STRENGTH	TEAM	ADJ.	CONF.	ADJ CONF.
Average RPI Loss:	15	RECORD	PCT. RANK	GAMES	SCHEDULE	OF SCHEDULE	RPI	RPI	RPI	RPI
DIV. I ONLY	24- 5	15	7- 3	13	26	7	7	1	1	
DIV. I NON-CONF.	12- 1	6	0- 0	30	101	5	5	1	1	

TOTALS	RPI 1-25	RPI 26-50	W-L RECORDS	RPI 51-100	RPI 101-999	RPI 201+				
24- 5	2- 4	2- 1	OVERALL	7- 0	13- 0	3- 0				
13- 1	0- 1	1- 0	HOME	5- 0	7- 0	2- 0				
11- 4	2- 3	1- 1	AWAY	2- 0	6- 0	1- 0				
0- 0	0- 0	0- 0	NEUTRAL	0- 0	0- 0	0- 0				
12- 1	1- 1	1- 0	NON-CONFERENCE	3- 0	7- 0	3- 0				
6- 0	0- 0	0- 0	HOME	2- 0	4- 0	2- 0				
6- 1	1- 1	1- 0	AWAY	1- 0	3- 0	1- 0				
0- 0	0- 0	0- 0	NEUTRAL	0- 0	0- 0	0- 0				
12- 4	1- 3	1- 1	CONFERENCE	4- 0	6- 0	0- 0				
7- 1	0- 1	1- 0	HOME	3- 0	3- 0	0- 0				
5- 3	1- 2	0- 1	AWAY	1- 0	3- 0	0- 0				
0- 0	0- 0	0- 0	NEUTRAL	0- 0	0- 0	0- 0				

RPI	S	Opponent	Score	RPI	S	Opponent	Score	RPI	S	Opponent	Score	RPI	S	Opponent	Score
1	H	Notre Dame	69 100	29	A	Syracuse	69 76	52	A	Miami (FL)	91 71	108	A	Wake Forest	81 79
5	A	Louisville	50 49	34	H	Virginia	77 62	52	H	Miami (FL)	105 67	110	H	North Carolina	103 65
11	A	Texas	72 87	50	A	Creighton	92 82	57	H	Arizona St.	77 66	155	A	Clemson	69 47
12	A	Duke	66 79					65	H	Georgia Tech	64 61	155	H	Clemson	91 43
16	A	Iowa	94 93					66	A	James Madison	79 63	157	A	Florida	84 54
20	A	NC State	56 65					75	H	Virginia Tech	107 62	166	A	Pittsburgh	66 59
								100	H	Jacksonville	82 50	171	H	Samford	87 62
												183	A	Jacksonville St.	75 51
												185	H	Stetson	84 39
												196	H	Boston College	67 39
												227	A	Grambling	96 53
												250	H	North Florida	109 51
												257	H	Sacred Heart	101 52

LAST 12 Division I GAMES:															
65	H	Georgia Tech	64 61	166	A	Pittsburgh	66 59								
196	H	Boston College	67 39	20	A	NC State	56 65								
12	A	Duke	66 79	1	H	Notre Dame	69 100								
155	H	Clemson	91 43	5	A	Louisville	50 49								
52	A	Miami (FL)	91 71	108	A	Wake Forest	81 79								
34	H	Virginia	77 62	75	H	Virginia Tech	107 62								

Non-Div I Games:

Florida St.

Average RPI Win: 182	WON-LOST RECORD	WINNING PCT. RANK	LAST 10 GAMES	STRENGTH OF SCHEDULE	OPP. STRENGTH OF SCHEDULE	TEAM RPI	ADJ. RPI	CONF. RPI	ADJ CONF. RPI
Average RPI Loss: 88									
DIV. I ONLY	21- 8	58	7- 3	131	100	73	73	12	12
DIV. I NON-CONF.	9- 4	82	0- 0	124	61	70	70	10	10

TOTALS	RPI 1-25	RPI 26-50	W-L RECORDS	RPI 51-100	RPI 101-999	RPI 201+			
21- 8	0- 1	1- 2	OVERALL	5- 2	15- 3	9- 0			
13- 3	0- 1	1- 1	HOME	3- 0	9- 1	5- 0			
8- 5	0- 0	0- 1	AWAY	2- 2	6- 2	4- 0			
0- 0	0- 0	0- 0	NEUTRAL	0- 0	0- 0	0- 0			
9- 4	0- 1	1- 0	NON-CONFERENCE	3- 2	5- 1	3- 0			
7- 1	0- 1	1- 0	HOME	2- 0	4- 0	2- 0			
2- 3	0- 0	0- 0	AWAY	1- 2	1- 1	1- 0			
0- 0	0- 0	0- 0	NEUTRAL	0- 0	0- 0	0- 0			
12- 4	0- 0	0- 2	CONFERENCE	2- 0	10- 2	6- 0			
6- 2	0- 0	0- 1	HOME	1- 0	5- 1	3- 0			
6- 2	0- 0	0- 1	AWAY	1- 0	5- 1	3- 0			
0- 0	0- 0	0- 0	NEUTRAL	0- 0	0- 0	0- 0			

RPI	S	Opponent	Score	RPI	S	Opponent	Score	RPI	S	Opponent	Score	RPI	S	Opponent	Score
10	H	UCLA	30 67	31	A	Dayton	54 79	58	H	UC Davis	70 62	104	A	George Mason	67 62
				31	H	Dayton	62 63	70	A	St. John's (NY)	67 64	125	A	Saint Louis	85 91
				37	H	Northern Colo.	48 33	72	A	Duquesne	51 43	125	H	Saint Louis	66 63
								79	A	Albany (NY)	52 59	141	H	Saint Joseph's	50 52
								87	A	Penn St.	60 65	147	H	Hartford	69 44
								93	H	Bucknell	71 62	166	H	Pittsburgh	58 55
								96	H	George Washington	61 50	178	A	Davidson	58 45
												178	H	Davidson	66 58
												196	A	Boston College	52 55
												202	A	Richmond	43 38
												243	H	La Salle	66 45
												253	H	St. Bonaventure	72 48
												259	A	Manhattan	54 48
												274	A	Massachusetts	62 51
												283	A	VCU	64 54
												323	H	UMBC	55 46
												333	H	Rhode Island	76 64
												338	H	Iona	78 48

LAST 12 Division I GAMES:															
141	H	Saint Joseph's	50 52	125	A	Saint Louis	85 91								
72	A	Duquesne	51 43	104	A	George Mason	67 62								
31	A	Dayton	54 79	253	H	St. Bonaventure	72 48								
243	H	La Salle	66 45	202	A	Richmond	43 38								
178	A	Davidson	58 45	31	H	Dayton	62 63								
333	H	Rhode Island	76 64	283	A	VCU	64 54								

Non-Div I Games:

Fordham

Average RPI Win:	296	WON-LOST	WINNING	LAST 10	STRENGTH OF	OPP. STRENGTH	TEAM	ADJ.	CONF.	ADJ CONF.
Average RPI Loss:	163	RECORD	PCT. RANK	GAMES	SCHEDULE	OF SCHEDULE	RPI	RPI	RPI	RPI
DIV. I ONLY	3- 21	330	0- 10	173	221	327	327	13	13	
DIV. I NON-CONF.	2- 8	290	0- 0	293	312	334	334	16	16	

TOTALS	RPI 1-25	RPI 26-50	W-L RECORDS	RPI 51-100	RPI 101-999	RPI 201+				
3- 21	0- 0	0- 3	OVERALL	0- 5	3- 13	3- 8				
3- 8	0- 0	0- 1	HOME	0- 2	3- 5	3- 2				
0- 13	0- 0	0- 2	AWAY	0- 3	0- 8	0- 6				
0- 0	0- 0	0- 0	NEUTRAL	0- 0	0- 0	0- 0				
2- 8	0- 0	0- 1	NON-CONFERENCE	0- 1	2- 6	2- 5				
2- 2	0- 0	0- 0	HOME	0- 0	2- 2	2- 1				
0- 6	0- 0	0- 1	AWAY	0- 1	0- 4	0- 4				
0- 0	0- 0	0- 0	NEUTRAL	0- 0	0- 0	0- 0				
1- 13	0- 0	0- 2	CONFERENCE	0- 4	1- 7	1- 3				
1- 6	0- 0	0- 1	HOME	0- 2	1- 3	1- 1				
0- 7	0- 0	0- 1	AWAY	0- 2	0- 4	0- 2				
0- 0	0- 0	0- 0	NEUTRAL	0- 0	0- 0	0- 0				

RPI 1-25				RPI 26-50				RPI 51-100				RPI 101+ Team's RPI: 327			
RPI	S	Opponent	Score	RPI	S	Opponent	Score	RPI	S	Opponent	Score	RPI	S	Opponent	Score
				32	A	South Dakota St.	49 105	59	A	South Dakota	43 85	119	H	Milwaukee	48 60
				32	H	South Dakota St.	55 77	59	H	South Dakota	60 79	172	A	Denver	65 86
				38	A	Michigan	45 77	67	A	Belmont	42 74	172	H	Denver	55 73
								99	A	Western Ill.	44 91	182	A	Oral Roberts	45 66
								99	H	Western Ill.	64 100	182	H	Oral Roberts	48 73
												215	A	Xavier	50 62
												220	A	Illinois	50 64
												233	A	Coastal Caro.	58 67
												239	A	Omaha	61 77
												239	H	Omaha	76 65
												286	A	North Dakota St.	56 72
												286	H	North Dakota St.	52 66
												295	A	Valparaiso	50 68
												303	H	Loyola Chicago	79 70
												328	H	Ill.-Chicago	51 67
												346	H	Eastern Ill.	93 77

LAST 12 Division I GAMES:															
				32	H	South Dakota St.	55 77	32	A	South Dakota St.	49 105				
				286	H	North Dakota St.	52 66	286	A	North Dakota St.	56 72				
				239	A	Omaha	61 77	99	A	Western Ill.	44 91				
				59	H	South Dakota	60 79	59	A	South Dakota	43 85				
				172	A	Denver	65 86	239	H	Omaha	76 65				
				182	A	Oral Roberts	45 66	172	H	Denver	55 73				

Non-Div I Games: Quincy 73 72 Maryville (MO) 70 76 Findlay 55 75

Fort Wayne

Average RPI Win:	202	WON-LOST	WINNING	LAST 10	STRENGTH OF	OPP. STRENGTH	TEAM	ADJ.	CONF.	ADJ CONF.
Average RPI Loss:	155	RECORD	PCT. RANK	GAMES	SCHEDULE	OF SCHEDULE	RPI	RPI	RPI	RPI
DIV. I ONLY	16- 12	133	7- 3	169	160	130	130	16	16	
DIV. I NON-CONF.	5- 6	187	0- 0	132	251	187	187	15	15	
TOTALS	RPI 1-25	RPI 26-50	W-L RECORDS	RPI 51-100	RPI 101-999	RPI 201+				
16- 12	0- 0	0- 0	OVERALL	2- 4	14- 8	8- 4				
11- 3	0- 0	0- 0	HOME	1- 2	10- 1	6- 1				
5- 9	0- 0	0- 0	AWAY	1- 2	4- 7	2- 3				
0- 0	0- 0	0- 0	NEUTRAL	0- 0	0- 0	0- 0				
5- 6	0- 0	0- 0	NON-CONFERENCE	0- 1	5- 5	1- 2				
4- 2	0- 0	0- 0	HOME	0- 1	4- 1	1- 1				
1- 4	0- 0	0- 0	AWAY	0- 0	1- 4	0- 1				
0- 0	0- 0	0- 0	NEUTRAL	0- 0	0- 0	0- 0				
11- 6	0- 0	0- 0	CONFERENCE	2- 3	9- 3	7- 2				
7- 1	0- 0	0- 0	HOME	1- 1	6- 0	5- 0				
4- 5	0- 0	0- 0	AWAY	1- 2	3- 3	2- 2				
0- 0	0- 0	0- 0	NEUTRAL	0- 0	0- 0	0- 0				

RPI S Opponent	Score	RPI S Opponent	Score	RPI S Opponent	Score	RPI S Opponent	Score	Team's RPI: 130
57 H Arizona St.	49 81	120 A Colorado St.	75 64	57 A Wyomi ng	57 74	120 H Colorado St.	56 45	
62 H Wyomi ng	60 47	131 A San Francisco	62 70	62 H Wyomi ng	74 72	143 A Texas St.	59 76	
80 A UNLV	58 73	144 H Eastern Wash.	81 56	80 H UNLV	75 88	145 A Boise St.	66 75	
94 A New Mexi co		154 H Weber St.	81 78			169 A UT Ar lington	54 67	
		192 H Paci fic	81 70			193 A UC Santa Barbara	64 57	
		193 A UC Santa Barbara	64 57			214 A CSUN	72 85	
		214 A CSUN	72 85			217 A Nevada	73 90	
		217 H Nevada	68 55			217 H Nevada	68 55	
		240 H Montana	61 58			240 H Montana	61 58	
		246 H UC Ri versi de	56 68			246 H UC Ri versi de	56 68	
		254 H San Jose St.	81 71			254 H San Jose St.	81 71	
		268 A San Diego St.	66 60			268 A San Diego St.	66 60	
		268 H San Diego St.	64 53			268 H San Diego St.	64 53	
		304 A Utah St.	52 60			304 A Utah St.	52 60	
		304 H Utah St.	57 56			304 H Utah St.	57 56	
		309 A Air Force	64 58			309 A Air Force	64 58	
		309 H Air Force	64 48			309 H Air Force	64 48	
LAST 12 Division I GAMES:								
62 A Wyomi ng	57 74	217 H Nevada	68 55					
80 H UNLV	58 73	309 H Air Force	64 48					
120 A Colorado St.	75 64	304 A Utah St.	52 60					
254 H San Jose St.	81 71	80 A UNLV	74 72					
268 A San Diego St.	66 60	268 H San Diego St.	64 53					
62 H Wyomi ng	60 47	94 A New Mexico	75 88					

Non-Div I Games:

Fresno St.

Average RPI Win: 224
Average RPI Loss: 154

WON-LOST
RECORD

WINNING
PCT. RANK

LAST 10
GAMES

STRENGTH OF
SCHEDULE

OPP. STRENGTH
OF SCHEDULE

TEAM
RPI

ADJ.
RPI

CONF.
RPI

ADJ CONF.
RPI

DIV. I ONLY	14- 12	150	5- 4	254	153	175	175	17	17
DIV. I NON-CONF.	7- 5	132	0- 0	289	176	161	161	17	17

TOTALS	RPI 1-25	RPI 26-50	W-L RECORDS	RPI 51-100	RPI 101-999	RPI 201+			
14- 12	0- 0	0- 1	OVERALL	3- 2	11- 9	9- 5			
9- 2	0- 0	0- 0	HOME	1- 1	8- 1	6- 0			
4- 9	0- 0	0- 0	AWAY	1- 0	3- 3	3- 2			
1- 1	0- 0	0- 0	NEUTRAL	1- 0	0- 1	0- 1			
7- 5	0- 0	0- 1	NON-CONFERENCE	1- 0	6- 4	5- 3			
4- 0	0- 0	0- 0	HOME	0- 0	4- 0	3- 0			
2- 4	0- 0	0- 1	AWAY	0- 0	2- 3	2- 2			
1- 1	0- 0	0- 0	NEUTRAL	1- 0	0- 1	0- 1			
7- 7	0- 0	0- 0	CONFERENCE	2- 2	5- 5	4- 2			
5- 2	0- 0	0- 0	HOME	1- 1	4- 1	3- 0			
2- 5	0- 0	0- 0	AWAY	1- 1	1- 4	1- 2			
0- 0	0- 0	0- 0	NEUTRAL	0- 0	0- 0	0- 0			

RPI S Opponent	Score	RPI S Opponent	Score	RPI S Opponent	Score	RPI S Opponent	Score	Team's RPI: 175
		28 A Georgia	44 79	53 A Mercer	53 65	110 A North Carolina	56 84	
				53 H Mercer	64 86	113 A ETSU	46 56	
				82 N Ohio	70 68	113 H ETSU	57 69	
				98 A Chattanooga	50 45	171 A Samford	58 62	
				98 H Chattanooga	58 57	171 H Samford	45 41	
						178 H Davidson	65 62	
						215 N Xavier	62 75	
						218 A Gardner-Webb	57 71	
						225 A UNC Asheville	71 63	
						226 A UNCG	74 76	
						226 H UNCG	55 54	
						251 A Presbyterian	75 76	
						256 H UNCW	76 71	
						273 H Col. of Charleston	72 58	
						293 A USC Upstate	80 59	
						298 A Wofford	48 79	
						298 H Wofford	63 57	
						300 H Kennesaw St.	78 59	
						317 A Western Caro.	68 59	
						317 H Western Caro.	66 46	
LAST 12 Division I GAMES:								
298 H Wofford	63 57	53 A Mercer	53 65					
113 A ETSU	46 56	298 A Wofford	48 79					
98 A Chattanooga	50 45	98 H Chattanooga	58 57					
317 H Western Caro.	66 46	113 H ETSU	57 69					
226 H UNCG	55 54	226 A UNCG	74 76					
171 A Samford	58 62	317 A Western Caro.	68 59					

F
u
r
m
a
nF
u
r
m
a
n

Non-Div I Games: Pfeiffer 102 51 Bob Jones 93 46 Converse 80 41

Furman

Loss, Non-Conf, S Site, H Home A Away N Neutral

Average RPI Win:	276	WON-LOST	WINNING	LAST 10	STRENGTH OF	OPP. STRENGTH	TEAM	ADJ.	CONF.	ADJ CONF.
Average RPI Loss:	180	RECORD	PCT. RANK	GAMES	SCHEDULE	OF SCHEDULE	RPI	RPI	RPI	RPI
DIV. I ONLY	3- 22	331	2- 8	172	294	326	326	22	22	
DIV. I NON-CONF.	1- 8	313	0- 0	126	328	290	290	23	23	

TOTALS	RPI 1-25	RPI 26-50	W-L RECORDS	RPI 51-100	RPI 101-999	RPI 201+				
3- 22	0- 0	0- 1	OVERALL	0- 3	3- 18	2- 8				
2- 10	0- 0	0- 0	HOME	0- 2	2- 8	1- 4				
1- 12	0- 0	0- 1	AWAY	0- 1	1- 10	1- 4				
0- 0	0- 0	0- 0	NEUTRAL	0- 0	0- 0	0- 0				
1- 8	0- 0	0- 1	NON-CONFERENCE	0- 3	1- 4	1- 2				
0- 5	0- 0	0- 0	HOME	0- 2	0- 3	0- 2				
1- 3	0- 0	0- 1	AWAY	0- 1	1- 1	1- 0				
0- 0	0- 0	0- 0	NEUTRAL	0- 0	0- 0	0- 0				
2- 14	0- 0	0- 0	CONFERENCE	0- 0	2- 14	1- 6				
2- 5	0- 0	0- 0	HOME	0- 0	2- 5	1- 2				
0- 9	0- 0	0- 0	AWAY	0- 0	0- 9	0- 4				
0- 0	0- 0	0- 0	NEUTRAL	0- 0	0- 0	0- 0				

RPI 1-25	RPI 26-50	RPI 51-100	RPI 101+	Team's RPI: 326
RPI S Opponent Score	RPI S Opponent Score	RPI S Opponent Score	RPI S Opponent Score	Score
	44 A UCF 38 62	53 A Mercer 45 72	103 A Little Rock 52 92	
		81 H IUPUI 52 72	103 H Little Rock 34 64	
		86 H Alabama 36 84	143 A Texas St. 51 60	
			143 H Texas St. 56 81	
			163 H Louisiana 48 58	
			167 A South Ala. 52 79	
			168 A Troy 47 88	
			169 A UT Arlington 49 70	
			169 H UT Arlington 73 68	
			173 A N.C. A&T 49 60	
			180 H Stony Brook 49 68	
			213 A Arkansas St. 48 69	
			213 H Arkansas St. 62 71	
			233 A Coastal Caro. 51 54	
			271 A Appalachian St. 56 87	
			300 H Kennesaw St. 58 60	
			308 A Georgia St. 56 71	
			308 H Georgia St. 58 66	
			322 A South Carolina St. 61 58	
			337 H La.-Monroe 75 45	
			342 H Savannah St. 67 71	
LAST 12 Division I GAMES:				
143 A Texas St. 51 60	103 A Little Rock 52 92			
169 A UT Arlington 49 70	169 H UT Arlington 73 68			
308 H Georgia St. 58 66	143 H Texas St. 56 81			
163 H Louisiana 48 58	308 A Georgia St. 56 71			
337 H La.-Monroe 75 45	271 A Appalachian St. 56 87			
213 A Arkansas St. 48 69	233 A Coastal Caro. 51 54			

Non-Div I Games: Coastal Ga. 68 63 Thomas (GA) 79 51

Ga. Southern

Average RPI Win:	271	WON-LOST	WINNING	LAST 10	STRENGTH OF	OPP. STRENGTH	TEAM	ADJ.	CONF.	ADJ CONF.
Average RPI Loss:	164	RECORD	PCT. RANK	GAMES	SCHEDULE	OF SCHEDULE	RPI	RPI	RPI	RPI
DIV. I ONLY	15- 10	115	5- 5	320	287	218	218	26	26	
DIV. I NON-CONF.	7- 2	51	0- 0	294	232	121	121	28	28	

TOTALS	RPI 1-25	RPI 26-50	W-L RECORDS	RPI 51-100	RPI 101-999	RPI 201+				
15- 10	0- 0	0- 1	OVERALL	0- 3	15- 6	10- 4				
9- 5	0- 0	0- 1	HOME	0- 1	9- 3	6- 3				
6- 5	0- 0	0- 0	AWAY	0- 0	6- 3	4- 1				
0- 0	0- 0	0- 0	NEUTRAL	0- 0	0- 0	0- 0				
7- 2	0- 0	0- 1	NON-CONFERENCE	0- 1	7- 0	4- 0				
4- 1	0- 0	0- 1	HOME	0- 0	4- 0	3- 0				
3- 1	0- 0	0- 0	AWAY	0- 1	3- 0	1- 0				
0- 0	0- 0	0- 0	NEUTRAL	0- 0	0- 0	0- 0				
8- 8	0- 0	0- 0	CONFERENCE	0- 2	8- 6	6- 4				
5- 4	0- 0	0- 0	HOME	0- 1	5- 3	3- 3				
3- 4	0- 0	0- 0	AWAY	0- 1	3- 3	3- 1				
0- 0	0- 0	0- 0	NEUTRAL	0- 0	0- 0	0- 0				

RPI 1-25				RPI 26-50				RPI 51-100				RPI 101+				Team's RPI: 218
RPI	S	Opponent	Score	RPI	S	Opponent	Score	RPI	S	Opponent	Score	RPI	S	Opponent	Score	
				44	H	UCF	30 65	85	A	Liberty	41 59	149	A	Radford	46 66	
								85	H	Liberty	60 85	149	H	Radford	69 53	
								89	A	Kentucky	34 72	175	H	Furman	71 57	
												178	A	Davi dson	70 65	
												187	A	Morehead St.	68 60	
												194	A	High Point	80 83	
												194	H	High Point	54 47	
												225	H	UNC Asheville	60 61	
												251	A	Presbyteri an	69 72	
												251	H	Presbyteri an	50 60	
												269	H	Campbell	44 73	
												290	A	Mt. St. Mary's	75 67	
												293	H	USC Upstate	60 39	
												298	H	Wofford	73 55	
												311	A	Charleston So.	75 59	
												311	H	Charleston So.	68 52	
												317	H	Western Caro.	70 67	
												340	A	Winthrop	66 59	
												340	H	Winthrop	68 55	
												343	A	Longwood	61 54	
												343	H	Longwood	52 41	

LAST 12 Division I GAMES:																
				194	H	High Point	54 47	149	A	Radford	46 66					
				251	H	Presbyteri an	50 60	225	H	UNC Asheville	60 61					
				311	A	Charleston So.	75 59	340	A	Winthrop	66 59					
				343	H	Longwood	52 41	269	H	Campbell	44 73					
				340	H	Winthrop	68 55	311	H	Charleston So.	68 52					
				85	A	Liberty	41 59	251	A	Presbyteri an	69 72					

Non-Div I Games: Montreat 83 26 Pfeiffer 72 53 Converse 82 59

Gardner-Webb

Average RPI Win:	235	WON-LOST	WINNING	LAST 10	STRENGTH OF	OPP. STRENGTH	TEAM	ADJ.	CONF.	ADJ CONF.
Average RPI Loss:	78	RECORD	PCT. RANK	GAMES	SCHEDULE	OF SCHEDULE	RPI	RPI	RPI	RPI
DIV. I ONLY	22- 8	52	7- 3	257	142	104	104	12	12	
DIV. I NON-CONF.	11- 3	45	0- 0	271	240	92	92	10	10	

TOTALS	RPI 1-25	RPI 26-50	W-L RECORDS	RPI 51-100	RPI 101-999	RPI 201+				
22- 8	0- 0	0- 2	OVERALL	2- 5	20- 1	17- 0				
15- 2	0- 0	0- 0	HOME	1- 2	14- 0	12- 0				
6- 6	0- 0	0- 0	AWAY	0- 1	6- 1	5- 0				
1- 0	0- 0	0- 0	NEUTRAL	1- 0	0- 0	0- 0				
11- 3	0- 0	0- 1	NON-CONFERENCE	2- 1	9- 1	9- 0				
9- 0	0- 0	0- 0	HOME	1- 0	8- 0	8- 0				
1- 3	0- 0	0- 1	AWAY	0- 1	1- 1	1- 0				
1- 0	0- 0	0- 0	NEUTRAL	1- 0	0- 0	0- 0				
11- 5	0- 0	0- 1	CONFERENCE	0- 4	11- 0	8- 0				
6- 2	0- 0	0- 0	HOME	0- 2	6- 0	4- 0				
5- 3	0- 0	0- 1	AWAY	0- 2	5- 0	4- 0				
0- 0	0- 0	0- 0	NEUTRAL	0- 0	0- 0	0- 0				

RPI	S	Opponent	Score	RPI	S	Opponent	Score	RPI	S	Opponent	Score	RPI	S	Opponent	Score	Team's RPI: 104
31	A	Dayton	66 71	60	H	American	71 53	125	H	Saint Louis	81 72	243	H	La Salle	69 56	
38	A	Michigan	61 75	71	A	Houston	73 82	141	A	Saint Joseph's	65 57	243	H	La Salle	65 55	
				72	A	Duquesne	64 71	150	A	Colorado	61 76	248	H	Illinois St.	56 37	
				73	H	Fordham	62 67	178	H	Davison	74 61	253	A	St. Bonaventure	76 63	
				76	N	Drake	87 75	202	H	Richmond	77 56	253	H	St. Bonaventure	78 63	
				96	A	George Washington	52 62	219	H	Southeast Mo. St.	57 38	274	H	Massachusetts	71 60	
				96	H	George Washington	61 65	235	A	Loyola Maryland	80 72	276	H	UMES	82 68	
								243	A	La Salle	69 56	277	H	LIU Brooklyn	73 70	
								243	H	La Salle	65 55	278	H	Old Dominion	66 53	
								248	H	Illinois St.	56 37	283	A	VCU	65 42	
								253	A	St. Bonaventure	76 63	312	H	Eastern Ky.	64 41	
								253	H	St. Bonaventure	78 63	323	H	UMBC	58 38	
								274	H	Massachusetts	71 60	333	A	Rhode Island	92 53	
								276	H	UMES	82 68	343	H	Longwood	60 41	
								277	H	LIU Brooklyn	73 70					
								278	H	Old Dominion	66 53					
								283	A	VCU	65 42					
								312	H	Eastern Ky.	64 41					
								323	H	UMBC	58 38					
								333	A	Rhode Island	92 53					
								343	H	Longwood	60 41					

LAST 12 Division I GAMES:																
243	H	La Salle	65 55	141	A	Saint Joseph's	65 57	253	A	St. Bonaventure	76 63	73	H	Fordham	62 67	
31	A	Dayton	66 71	253	A	St. Bonaventure	76 63	73	H	Fordham	62 67	125	H	Saint Louis	81 72	
253	H	St. Bonaventure	78 63	73	H	Fordham	62 67	125	H	Saint Louis	81 72	72	A	Duquesne	64 71	
283	A	VCU	65 42	125	H	Saint Louis	81 72	72	A	Duquesne	64 71	202	H	Richmond	77 56	
274	H	Massachusetts	71 60	202	H	Richmond	77 56									
96	H	George Washington	61 65													

Non-Div I Games:

George Mason

Average RPI Win: 197	WON-LOST RECORD	WINNING PCT. RANK	LAST 10 GAMES	STRENGTH OF SCHEDULE	OPP. STRENGTH OF SCHEDULE	TEAM RPI	ADJ. RPI	CONF. RPI	ADJ CONF. RPI
Average RPI Loss: 66									
DIV. I ONLY	15- 13	155	7- 3	56	104	96	96	12	12
DIV. I NON-CONF.	5- 7	212	0- 0	22	34	110	110	10	10

TOTALS	RPI 1-25	RPI 26-50	W-L RECORDS	RPI 51-100	RPI 101-999	RPI 201+			
15- 13	0- 2	0- 5	OVERALL	1- 3	14- 3	7- 1			
7- 8	0- 1	0- 3	HOME	1- 1	6- 3	3- 1			
8- 5	0- 0	0- 0	AWAY	0- 0	8- 0	4- 0			
0- 0	0- 0	0- 0	NEUTRAL	0- 0	0- 0	0- 0			
5- 7	0- 2	0- 3	NON-CONFERENCE	1- 1	4- 1	2- 0			
3- 4	0- 1	0- 2	HOME	1- 0	2- 1	0- 0			
2- 3	0- 1	0- 1	AWAY	0- 1	2- 0	2- 0			
0- 0	0- 0	0- 0	NEUTRAL	0- 0	0- 0	0- 0			
10- 6	0- 0	0- 2	CONFERENCE	0- 2	10- 2	5- 1			
4- 4	0- 0	0- 1	HOME	0- 1	4- 2	3- 1			
6- 2	0- 0	0- 1	AWAY	0- 1	6- 0	2- 0			
0- 0	0- 0	0- 0	NEUTRAL	0- 0	0- 0	0- 0			

RPI 1-25				RPI 26-50				RPI 51-100				Team's RPI : 96				RPI 101+			
RPI	S	Opponent	Score	RPI	S	Opponent	Score	RPI	S	Opponent	Score	RPI	S	Opponent	Score	RPI	S	Opponent	Score
14	H	South Fla.	78 83	29	H	Syracuse	62 74	53	A	Mercer	44 61	104	A	George Mason	65 61				
21	A	Maryland	54 80	31	A	Dayton	55 66	60	H	American	61 44	104	H	George Mason	62 52				
				31	H	Dayton	53 57	72	H	Duquesne	53 54	111	H	Georgetown	65 54				
				32	H	South Dakota St.	88 97	73	A	Fordham	50 61	125	A	Saint Louis	71 58				
				35	A	Princeton	52 72					125	H	Saint Louis	69 72				
												136	H	Vanderbilt	59 69				
												141	A	Saint Joseph's	49 46				
												178	A	Davidson	53 48				
												191	H	Wisconsin	61 46				
												202	H	Richmond	36 49				
												243	H	La Salle	60 45				
												253	A	St. Bonaventure	63 56				
												266	A	Towson	66 43				
												274	H	Massachusetts	55 49				
												283	A	VCU	61 39				
												291	A	Monmouth	59 45				
												333	H	Rhode Island	65 52				
LAST 12 Division I GAMES:																			
				202	H	Richmond	36 49					253	A	St. Bonaventure	63 56				
				141	A	Saint Joseph's	49 46					243	H	La Salle	60 45				
				125	A	Saint Louis	71 58					125	H	Saint Louis	69 72				
				274	H	Massachusetts	55 49					333	H	Rhode Island	65 52				
				31	H	Dayton	53 57					31	A	Dayton	55 66				
				104	A	George Mason	65 61					178	A	Davidson	53 48				

Non-Div I Games:

George Washington

Loss,
Non-Conf,
S Site,
H Home
A Away
N Neutral

Average RPI Win:	175	WON-LOST	WINNING	LAST 10	STRENGTH OF	OPP. STRENGTH	TEAM	ADJ.	CONF.	ADJ CONF.
Average RPI Loss:	64	RECORD	PCT. RANK	GAMES	SCHEDULE	OF SCHEDULE	RPI	RPI	RPI	RPI
DIV. I ONLY	14- 14	177	6- 4	97	39	111	111	6	6	
DIV. I NON-CONF.	5- 5	170	0- 0	236	40	173	173	6	6	

TOTALS	RPI 1-25	RPI 26-50	W-L RECORDS	RPI 51-100	RPI 101-999	RPI 201+				
14- 14	2- 3	1- 4	OVERALL	0- 5	11- 2	8- 0				
7- 5	1- 1	1- 2	HOME	0- 1	5- 1	4- 0				
6- 7	1- 2	0- 2	AWAY	0- 2	5- 1	4- 0				
1- 2	0- 0	0- 0	NEUTRAL	0- 2	1- 0	0- 0				
5- 5	0- 1	0- 1	NON-CONFERENCE	0- 3	5- 0	4- 0				
2- 1	0- 0	0- 1	HOME	0- 0	2- 0	2- 0				
2- 2	0- 1	0- 0	AWAY	0- 1	2- 0	2- 0				
1- 2	0- 0	0- 0	NEUTRAL	0- 2	1- 0	0- 0				
9- 9	2- 2	1- 3	CONFERENCE	0- 2	6- 2	4- 0				
5- 4	1- 1	1- 1	HOME	0- 1	3- 1	2- 0				
4- 5	1- 1	0- 2	AWAY	0- 1	3- 1	2- 0				
0- 0	0- 0	0- 0	NEUTRAL	0- 0	0- 0	0- 0				

RPI 1-25				RPI 26-50				RPI 51-100				RPI 101+ Team's RPI: 111											
RPI	S	Opponent	Score	RPI	S	Opponent	Score	RPI	S	Opponent	Score	RPI	S	Opponent	Score								
20	A	NC State	49 63	26	A	Villanova	67 68	70	A	St. John's (NY)	41 64	122	A	Butler	63 52								
23	A	DePaul	86 85	26	H	Villanova	58 60	70	H	St. John's (NY)	63 71	122	H	Butler	57 66								
23	H	DePaul	62 78	46	H	Minnesota	63 73	96	A	George Washington	54 65	124	A	Seton Hall	65 70								
24	A	Marquette	68 71	50	A	Creighton	58 69	97	N	Auburn	40 60	124	H	Seton Hall	71 52								
24	H	Marquette	85 58	50	H	Creighton	70 67	98	N	Chattanooga	41 54	170	N	Northwestern	55 54								
																210	A	Providence	75 43				
																210	H	Providence	74 48				
																215	A	Xavier	65 48				
																215	H	Xavier	65 60				
																235	A	Loyola Maryland	72 54				
																265	H	Howard	93 41				
																283	A	VCU	71 59				
																310	H	FIU	77 56				
																LAST 12 Division I GAMES:							
																210	H	Providence	74 48	26	A	Villanova	67 68
																50	H	Creighton	70 67	215	A	Xavier	65 48
																24	A	Marquette	68 71	122	A	Butler	63 52
																23	A	DePaul	86 85	23	H	DePaul	62 78
																70	H	St. John's (NY)	63 71	24	H	Marquette	85 58
																124	H	Seton Hall	71 52	124	A	Seton Hall	65 70

Non-Div I Games:

Georgetown

Average RPI Win: 148

Average RPI Loss: 13

WON-LOST
RECORDWINNING
PCT. RANKLAST 10
GAMESSTRENGTH OF
SCHEDULEOPP. STRENGTH
OF SCHEDULETEAM
RPIADJ.
RPICONF.
RPIADJ CONF.
RPIDIV. I ONLY
DIV. I NON-CONF.24- 5
12- 115
67- 3
0- 080
11943
15028
3128
312
22
2

TOTALS

RPI 1-25

RPI 26-50

W-L RECORDS

RPI 51-100

RPI 101-999

RPI 201+

24- 5

2- 5

1- 0

OVERALL

6- 0

15- 0

5- 0

14- 3

1- 3

0- 0

HOME

3- 0

10- 0

5- 0

10- 2

1- 2

1- 0

AWAY

3- 0

5- 0

0- 0

0- 0

0- 0

0- 0

NEUTRAL

0- 0

0- 0

0- 0

12- 1

0- 1

1- 0

NON-CONFERENCE

3- 0

8- 0

5- 0

8- 1

0- 1

0- 0

HOME

2- 0

6- 0

5- 0

4- 0

0- 0

1- 0

AWAY

1- 0

2- 0

0- 0

0- 0

0- 0

0- 0

NEUTRAL

0- 0

0- 0

0- 0

12- 4

2- 4

0- 0

CONFERENCE

3- 0

7- 0

0- 0

6- 2

1- 2

0- 0

HOME

1- 0

4- 0

0- 0

6- 2

1- 2

0- 0

AWAY

2- 0

3- 0

0- 0

0- 0

0- 0

0- 0

NEUTRAL

0- 0

0- 0

0- 0

RPI 1-25

RPI 26-50

Team's RPI: 28

RPI 51-100

RPI 101+

RPI	S	Opponent	Score
3	H	Mississippi St.	62 86
9	A	Tennessee	46 62
11	H	Texas	53 81
17	H	South Carolina	65 77
18	A	Texas A&M	92 84
19	H	Missouri	62 50
25	A	LSU	60 71

RPI	S	Opponent	Score
34	A	Virginia	64 61

RPI	S	Opponent	Score
53	A	Mercer	72 54
65	H	Georgia Tech	60 53
86	A	Alabama	49 43
89	A	Kentucky	56 42
95	H	Wright St.	87 71
97	H	Auburn	60 48

RPI	S	Opponent	Score
136	A	Vanderbilt	81 52
136	H	Vanderbilt	67 55
139	H	Arkansas	78 65
142	A	BYU	79 63
157	A	Florida	66 57
157	H	Florida	63 43
165	A	Ole Miss	66 52
165	H	Ole Miss	69 45
173	A	N. C. A&T	73 63
175	H	Furman	79 44
250	H	North Florida	75 37
265	H	Howard	87 47
298	H	Wofford	95 56
313	H	Tennessee Tech	56 48
317	H	Western Caro.	76 50

LAST 12 Division I GAMES:

157	H	Florida	63 43	165	H	Ole Miss	69 45
86	A	Alabama	49 43	25	A	LSU	60 71
165	A	Ole Miss	66 52	157	A	Florida	66 57
17	H	South Carolina	65 77	19	H	Missouri	62 50
9	A	Tennessee	46 62	97	H	Auburn	60 48
136	H	Vanderbilt	67 55	18	A	Texas A&M	92 84

Non-Div I Games:

Georgia

Average RPI Win: 291

Average RPI Loss: 165

WON-LOST
RECORDWINNING
PCT. RANKLAST 10
GAMESSTRENGTH OF
SCHEDULEOPP. STRENGTH
OF SCHEDULETEAM
RPIADJ.
RPICONF.
RPIADJ CONF.
RPIDIV. I ONLY
DIV. I NON-CONF.5- 20
2- 7317
2863- 7
0- 0195
170234
109308
275308
27522
2322
23

TOTALS

RPI 1-25

RPI 26-50

W-L RECORDS

RPI 51-100

RPI 101-999

RPI 201+

5- 20

0- 1

0- 1

OVERALL

0- 1

5- 17

4- 7

4- 7

0- 0

0- 1

HOME

0- 0

4- 6

3- 2

1- 13

0- 0

0- 0

AWAY

0- 0

1- 1

1- 0

0- 0

0- 0

0- 0

NEUTRAL

0- 0

0- 0

0- 0

2- 7

0- 1

0- 1

NON-CONFERENCE

0- 1

2- 4

1- 3

2- 2

0- 0

0- 1

HOME

0- 0

2- 1

1- 1

0- 5

0- 1

0- 0

AWAY

0- 1

0- 3

0- 2

0- 0

0- 0

0- 0

NEUTRAL

0- 0

0- 0

0- 0

3- 13

0- 0

0- 0

CONFERENCE

0- 0

3- 13

3- 4

2- 5

0- 0

0- 0

HOME

0- 0

2- 5

2- 1

1- 8

0- 0

0- 0

AWAY

0- 0

1- 8

1- 3

0- 0

0- 0

0- 0

NEUTRAL

0- 0

0- 0

0- 0

RPI 1-25

RPI 26-50

RPI 51-100

RPI 101+

Team's RPI: 308

RPI S Opponent Score
3 A Mississippi St. 50 106RPI S Opponent Score
41 H Western Ky. 63 74RPI S Opponent Score
65 A Georgia Tech 51 75RPI S Opponent Score
103 A Little Rock 47 54

103 H Little Rock 50 65

143 A Texas St. 40 62

143 H Texas St. 63 83

157 A Florida 66 82

163 H Louisiana 60 75

167 A South Ala. 52 88

168 A Troy 86 90

169 A UT Arlington 57 62

169 H UT Arlington 76 81

183 H Jacksonville St. 55 41

213 A Arkansas St. 63 76

213 H Arkansas St. 58 75

228 H Fla. Atlantic 50 82

233 A Coastal Caro. 49 64

256 A UNCW 62 74

271 A Appal achian St. 62 77

283 H VCU 61 56

300 A Kennesaw St. 61 71

326 A Ga. Southern 66 58

326 H Ga. Southern 71 56

337 H La. -Monroe 70 57

LAST 12 Division I GAMES:

169 A UT Arlington 57 62
143 A Texas St. 40 62
326 A Ga. Southern 66 58
337 H La. -Monroe 70 57
163 H Louisiana 60 75
103 A Little Rock 47 54213 A Arkansas St. 63 76
143 H Texas St. 63 83
169 H UT Arlington 76 81
326 H Ga. Southern 71 56
233 A Coastal Caro. 49 64
271 A Appal achian St. 62 77

Non-Div I Games:

Allen

101 56

North Greenville

91 89

Georgia St.

Loss, Non-Conf, S Site, H Home A Away N Neutral

Average RPI Win:	180	WON-LOST	WINNING	LAST 10	STRENGTH OF	OPP. STRENGTH	TEAM	ADJ.	CONF.	ADJ CONF.
Average RPI Loss:	73	RECORD	PCT. RANK	GAMES	SCHEDULE	OF SCHEDULE	RPI	RPI	RPI	RPI
DIV. I ONLY	24- 5	15	9- 1	92	131	39	39	14	14	
DIV. I NON-CONF.	7- 4	102	0- 0	21	111	49	49	11	11	
TOTALS	RPI 1-25	RPI 26-50	W-L RECORDS	RPI 51-100	RPI 101-999	RPI 201+				
24- 5	0- 1	0- 0	OVERALL	2- 3	22- 1	7- 0				
12- 2	0- 0	0- 0	HOME	1- 2	11- 0	3- 0				
11- 1	0- 0	0- 0	AWAY	1- 0	10- 1	4- 0				
1- 2	0- 1	0- 0	NEUTRAL	0- 1	1- 0	0- 0				
7- 4	0- 1	0- 0	NON-CONFERENCE	1- 2	6- 1	1- 0				
4- 1	0- 0	0- 0	HOME	1- 1	3- 0	0- 0				
2- 1	0- 0	0- 0	AWAY	0- 0	2- 1	1- 0				
1- 2	0- 1	0- 0	NEUTRAL	0- 1	1- 0	0- 0				
17- 1	0- 0	0- 0	CONFERENCE	1- 1	16- 0	6- 0				
8- 1	0- 0	0- 0	HOME	0- 1	8- 0	3- 0				
9- 0	0- 0	0- 0	AWAY	1- 0	8- 0	3- 0				
0- 0	0- 0	0- 0	NEUTRAL	0- 0	0- 0	0- 0				

RPI S	Opponent	Score	RPI S	Opponent	Score	Team's RPI: 39	RPI S	Opponent	Score	RPI S	Opponent	Score
23 N	DePaul	71 88					67 N	Belmont	63 71	107 A	Washington St.	64 56
							74 A	Saint Mary's (CA)	73 65	112 H	Saint Francis (PA)	97 74
							74 H	Saint Mary's (CA)	56 72	120 A	Colorado St.	49 65
							80 H	UNLV	50 52	131 A	San Francisco	81 57
							99 H	Western Ill.	80 65	131 H	San Francisco	74 47
										133 A	Loyola Marymount	75 69
										133 H	Loyola Marymount	77 67
										137 H	Portland St.	91 52
										142 A	BYU	84 70
										142 H	BYU	62 37
										144 H	Eastern Wash.	69 45
										162 N	Kent St.	77 57
										188 A	San Diego	63 44
										188 H	San Diego	58 54
										192 A	Pacific	99 72
										192 H	Pacific	90 66
										240 A	Montana	70 55
										244 A	Pepperdine	67 48
										244 H	Pepperdine	73 51
										280 A	Santa Clara	63 51
										280 H	Santa Clara	71 44
										316 A	Portland	70 56
										316 H	Portland	75 36
LAST 12 Division I GAMES:												
142 H	BYU	62 37	142 A	BYU	84 70							
188 H	San Diego	58 54	188 A	San Diego	63 44							
244 A	Pepperdine	67 48	131 A	San Francisco	81 57							
133 A	Loyola Marymount	75 69	316 H	Portland	75 36							
74 H	Saint Mary's (CA)	56 72	280 H	Santa Clara	71 44							
192 H	Pacific	90 66	74 A	Saint Mary's (CA)	73 65							

Non-Div I Games:

Gonzaga

Average RPI	Win:	297	WON-LOST	WINNING	LAST 10	STRENGTH OF	OPP. STRENGTH	TEAM	ADJ.	CONF.	ADJ CONF.
Average RPI	Loss:	172	RECORD	PCT. RANK	GAMES	SCHEDULE	OF SCHEDULE	RPI	RPI	RPI	RPI
DIV. I ONLY		15- 12		142	8- 2	336	321	227	227	32	32
DIV. I NON-CONF.		3- 8		268	0- 0	290	89	277	277	32	32

TOTALS	RPI 1-25		RPI 26-50		W-L RECORDS	RPI 51-100		RPI 101-999		RPI 201+	
15- 12	0- 1		0- 0		OVERALL	0- 1		15- 10		14- 5	
10- 2	0- 1		0- 0		HOME	0- 0		10- 1		9- 1	
5- 9	0- 0		0- 0		AWAY	0- 0		5- 1		5- 1	
0- 1	0- 0		0- 0		NEUTRAL	0- 0		0- 1		0- 0	
3- 8	0- 1		0- 0		NON-CONFERENCE	0- 1		3- 6		3- 2	
2- 1	0- 1		0- 0		HOME	0- 0		2- 0		2- 0	
1- 6	0- 0		0- 0		AWAY	0- 1		1- 5		1- 2	
0- 1	0- 0		0- 0		NEUTRAL	0- 0		0- 1		0- 0	
12- 4	0- 0		0- 0		CONFERENCE	0- 0		12- 4		11- 3	
8- 1	0- 0		0- 0		HOME	0- 0		8- 1		7- 1	
4- 3	0- 0		0- 0		AWAY	0- 0		4- 3		4- 2	
0- 0	0- 0		0- 0		NEUTRAL	0- 0		0- 0		0- 0	

RPI 1-25				RPI 26-50				RPI 51-100				RPI 101+ Team's RPI: 227			
RPI	S	Opponent	Score	RPI	S	Opponent	Score	RPI	S	Opponent	Score	RPI	S	Opponent	Score
7	H	Florida St.	53 96					86	A	Al abama	49 73	110	N	North Carolina	63 79
												139	A	Arkansas	62 79
												140	A	Loui si ana Tech	53 64
												174	A	Southern U.	44 63
												174	H	Southern U.	79 71
												189	A	Memphi s	48 57
												213	A	Arkansas St.	56 76
												215	A	Xavier	67 72
												234	A	Texas Southern	56 66
												234	H	Texas Southern	63 73
												247	A	Prai ri e Vi ew	75 68
												247	H	Prai ri e Vi ew	81 79
												287	H	Southeastern La.	61 52
												288	A	McNeese	75 60
												296	A	Al corn	75 68
												296	H	Al corn	68 51
												307	H	Al abama St.	93 71
												318	H	Al abama A&M	78 49
												320	A	Jackson St.	70 82
												320	H	Jackson St.	93 89
												331	A	Ark. -Pi ne Bl uff	66 57
												331	H	Ark. -Pi ne Bl uff	73 63
												337	H	La. -Monroe	61 52
												339	A	Mi ssi ssi ppi Val .	64 62
												339	H	Mi ssi ssi ppi Val .	64 55
LAST 12 Di vi si on I GAMES:															
339	H	Mi ssi ssi ppi Val .	64 55	174	H	Southern U.	79 71								
331	H	Ark. -Pi ne Bl uff	73 63	339	A	Mi ssi ssi ppi Val .	64 62								
320	H	Jackson St.	93 89	331	A	Ark. -Pi ne Bl uff	66 57								
234	A	Texas Southern	56 66	320	A	Jackson St.	70 82								
247	A	Prai ri e Vi ew	75 68	234	H	Texas Southern	63 73								
296	H	Al corn	68 51	247	H	Prai ri e Vi ew	81 79								

Non-Div I Games:

Grambling

Loss,
Non-Conf,
S Site,
H Home
A Away
N Neutral

Grand Canyon

Through Games Of Feb. 26, 2018

Average RPI Win:	286	WON-LOST	WINNING	LAST 10	STRENGTH OF	OPP. STRENGTH	TEAM	ADJ.	CONF.	ADJ CONF.
Average RPI Loss:	198	RECORD	PCT. RANK	GAMES	SCHEDULE	OF SCHEDULE	RPI	RPI	RPI	RPI
DIV. I ONLY	12- 13	190	6- 4	327	326	261	261	31	31	
DIV. I NON-CONF.	4- 8	239	0- 0	267	267	266	266	31	31	

TOTALS	RPI 1-25	RPI 26-50	W-L RECORDS	RPI 51-100	RPI 101-999	RPI 201+				
12- 13	0- 1	0- 0	OVERALL	0- 1	12- 11	12- 7				
7- 5	0- 1	0- 0	HOME	0- 0	7- 4	7- 3				
5- 8	0- 0	0- 0	AWAY	0- 1	5- 7	5- 4				
0- 0	0- 0	0- 0	NEUTRAL	0- 0	0- 0	0- 0				
4- 8	0- 1	0- 0	NON-CONFERENCE	0- 1	4- 6	4- 2				
2- 3	0- 1	0- 0	HOME	0- 0	2- 2	2- 1				
2- 5	0- 0	0- 0	AWAY	0- 1	2- 4	2- 1				
0- 0	0- 0	0- 0	NEUTRAL	0- 0	0- 0	0- 0				
8- 5	0- 0	0- 0	CONFERENCE	0- 0	8- 5	8- 5				
5- 2	0- 0	0- 0	HOME	0- 0	5- 2	5- 2				
3- 3	0- 0	0- 0	AWAY	0- 0	3- 3	3- 3				
0- 0	0- 0	0- 0	NEUTRAL	0- 0	0- 0	0- 0				

RPI 1-25				RPI 26-50				RPI 51-100				RPI 101+				Team's RPI: 261
RPI	S	Opponent	Score	RPI	S	Opponent	Score	RPI	S	Opponent	Score	RPI	S	Opponent	Score	
12	H	Duke	61 74					80	A	UNLV	47 76	102	H	Rice	59 69	
												126	A	Bethune-Cookman	60 69	
												146	A	Cal Poly	69 75	
												200	A	Washington	65 79	
												205	H	CSU Bakersfield	40 69	
												221	A	New Mexico St.	60 64	
												221	H	New Mexico St.	50 34	
												222	A	Seattle U	64 57	
												222	H	Seattle U	74 63	
												228	A	Fla. Atlantic	77 73	
												280	H	Santa Clara	39 38	
												281	A	UMKC	82 84	
												281	H	UMKC	59 62	
												295	A	Valparaiso	75 80	
												299	H	Long Beach St.	63 65	
												302	A	Northern Ariz.	72 54	
												306	A	UTRGV	65 59	
												306	H	UTRGV	59 58	
												324	A	Utah Valley	64 84	
												324	H	Utah Valley	81 61	
												330	H	Southern Utah	59 54	
												345	A	Chicago St.	59 43	
												345	H	Chicago St.	64 36	

LAST 12 Division I GAMES:																
324	A	Utah Valley	64 84	281	A	UMKC	82 84									
222	A	Seattle U	64 57	324	H	Utah Valley	81 61									
205	H	CSU Bakersfield	40 69	281	H	UMKC	59 62									
221	H	New Mexico St.	50 34	345	H	Chicago St.	64 36									
306	H	UTRGV	59 58	306	A	UTRGV	65 59									
345	A	Chicago St.	59 43	221	A	New Mexico St.	60 64									

Non-Div I Games: Arizona Christian 75 51 Benedictine Mesa 67 53

Grand Canyon

■ Loss,
 ■ Non-Conf,
 ■ S Site,
 ■ H Home
 ■ A Away
 N Neutral

Average RPI Win:	165	WON-LOST	WINNING	LAST 10	STRENGTH OF	OPP. STRENGTH	TEAM	ADJ.	CONF.	ADJ CONF.
Average RPI Loss:	122	RECORD	PCT. RANK	GAMES	SCHEDULE	OF SCHEDULE	RPI	RPI	RPI	RPI
DIV. I ONLY	26- 3	8	9- 1	110	112	22	22	11	11	
DIV. I NON-CONF.	10- 1	15	0- 0	48	29	10	10	13	13	

TOTALS	RPI 1-25	RPI 26-50	W-L RECORDS	RPI 51-100	RPI 101-999	RPI 201+				
26- 3	1- 1	2- 0	OVERALL	6- 0	17- 2	8- 1				
13- 0	1- 0	1- 0	HOME	3- 0	8- 0	4- 0				
11- 2	0- 0	1- 0	AWAY	2- 0	8- 2	3- 1				
2- 1	0- 1	0- 0	NEUTRAL	1- 0	1- 0	1- 0				
10- 1	1- 1	2- 0	NON-CONFERENCE	2- 0	5- 0	3- 0				
4- 0	1- 0	1- 0	HOME	1- 0	1- 0	1- 0				
4- 0	0- 0	1- 0	AWAY	0- 0	3- 0	1- 0				
2- 1	0- 1	0- 0	NEUTRAL	1- 0	1- 0	1- 0				
16- 2	0- 0	0- 0	CONFERENCE	4- 0	12- 2	5- 1				
9- 0	0- 0	0- 0	HOME	2- 0	7- 0	3- 0				
7- 2	0- 0	0- 0	AWAY	2- 0	5- 2	2- 1				
0- 0	0- 0	0- 0	NEUTRAL	0- 0	0- 0	0- 0				

RPI 1-25				RPI 26-50				RPI 51-100				RPI 101+			
RPI	S	Opponent	Score	RPI	S	Opponent	Score	RPI	S	Opponent	Score	RPI	S	Opponent	Score
3	N	Mississippi St.	46 67	31	A	Dayton	75 64	57	N	Arizona St.	61 48	109	A	Cleveland St.	60 71
24	H	Marquette	63 55	32	H	South Dakota St.	55 41	81	A	IUPUI	60 34	109	H	Cleveland St.	69 43
								81	H	IUPUI	52 45	119	A	Milwaukee	65 36
								95	A	Wright St.	58 51	119	H	Milwaukee	52 29
								95	H	Wright St.	75 68	152	A	Youngstown St.	67 42
								98	H	Chattanooga	60 30	152	H	Youngstown St.	65 56
												170	A	Northwestern	63 57
												190	A	Oakland	81 48
												190	H	Oakland	78 48
												191	A	Wisconsin	67 34
												204	N	Columbia	61 43
												255	A	Northern Ky.	54 62
												255	H	Northern Ky.	58 41
												260	H	Bradley	72 40
												303	A	Loyola Chicago	76 39
												319	A	Detroit Mercy	85 27
												319	H	Detroit Mercy	88 45
												328	A	Ill.-Chicago	66 37
												328	H	Ill.-Chicago	65 36

LAST 12 Division I GAMES:															
319	H	Detroit Mercy	88 45	95	H	Wright St.	75 68								
190	H	Oakland	78 48	255	H	Northern Ky.	58 41								
328	A	Ill.-Chicago	66 37	81	H	IUPUI	52 45								
152	A	Youngstown St.	67 42	328	H	Ill.-Chicago	65 36								
109	A	Cleveland St.	60 71	190	A	Oakland	81 48								
119	A	Milwaukee	65 36	319	A	Detroit Mercy	85 27								

Non-Div I Games:

Green Bay

Average RPI Win:	280	WON-LOST	WINNING	LAST 10	STRENGTH OF	OPP. STRENGTH	TEAM	ADJ.	CONF.	ADJ CONF.
Average RPI Loss:	136	RECORD	PCT. RANK	GAMES	SCHEDULE	OF SCHEDULE	RPI	RPI	RPI	RPI
DIV. I ONLY	15- 13	155	8- 2	297	219	201	201	30	30	
DIV. I NON-CONF.	4- 9	249	0- 0	120	19	188	188	30	30	

TOTALS	RPI 1-25	RPI 26-50	W-L RECORDS	RPI 51-100	RPI 101-999	RPI 201+				
15- 13	0- 1	0- 3	OVERALL	0- 2	15- 7	13- 2				
8- 3	0- 0	0- 1	HOME	0- 0	8- 2	8- 0				
6- 9	0- 1	0- 2	AWAY	0- 2	6- 4	4- 2				
1- 1	0- 0	0- 0	NEUTRAL	0- 0	1- 1	1- 0				
4- 9	0- 1	0- 3	NON-CONFERENCE	0- 2	4- 3	3- 0				
2- 1	0- 0	0- 1	HOME	0- 0	2- 0	2- 0				
1- 7	0- 1	0- 2	AWAY	0- 2	1- 2	0- 0				
1- 1	0- 0	0- 0	NEUTRAL	0- 0	1- 1	1- 0				
11- 4	0- 0	0- 0	CONFERENCE	0- 0	11- 4	10- 2				
6- 2	0- 0	0- 0	HOME	0- 0	6- 2	6- 0				
5- 2	0- 0	0- 0	AWAY	0- 0	5- 2	4- 2				
0- 0	0- 0	0- 0	NEUTRAL	0- 0	0- 0	0- 0				

RPI 1-25				RPI 26-50				RPI 51-100				RPI 101+ Team's RPI: 201			
RPI	S	Opponent	Score	RPI	S	Opponent	Score	RPI	S	Opponent	Score	RPI	S	Opponent	Score
8	A	Oregon	45 87	34	A	Virginia	62 66	78	A	TCU	68 90	110	A	North Carolina	70 66
				42	H	Quinnipiac	58 64	98	A	Chattanooga	52 64	126	H	Bethune-Cookman	56 61
				47	A	Elon	59 82					171	A	Samford	61 66
												173	A	N. C. A&T	63 51
												179	N	Brown	66 73
												195	A	Temple	56 65
												197	H	Norfolk St.	48 63
												204	H	Columbia	60 58
												254	N	San Jose St.	81 73
												264	H	Morgan St.	63 60
												265	A	Howard	63 68
												276	A	UMES	70 65
												278	H	Old Dominion	50 42
												315	A	Coppin St.	83 48
												315	H	Coppin St.	67 35
												321	A	N. C. Central	62 53
												322	A	South Carolina St.	70 78
												322	H	South Carolina St.	60 42
												334	H	Delaware St.	66 62
												342	A	Savannah St.	81 53
												342	H	Savannah St.	88 41
												344	H	Florida A&M	66 65

LAST 12 Division I GAMES:															
264	H	Morgan St.	63 60	321	A	N. C. Central	62 53								
342	H	Savannah St.	88 41	315	H	Coppin St.	67 35								
322	H	South Carolina St.	60 42	126	H	Bethune-Cookman	56 61								
315	A	Coppin St.	83 48	344	H	Florida A&M	66 65								
197	H	Norfolk St.	48 63	322	A	South Carolina St.	70 78								
173	A	N. C. A&T	63 51	342	A	Savannah St.	81 53								

Non-Div I Games:

Hampton

■ Loss,
 ■ Non-Conf,
 ■ S Site,
 ■ Home
 ■ A Away
 N Neutral

Average RPI Win:	249	WON-LOST	WINNING	LAST 10	STRENGTH OF	OPP. STRENGTH	TEAM	ADJ.	CONF.	ADJ CONF.
Average RPI Loss:	116	RECORD	PCT. RANK	GAMES	SCHEDULE	OF SCHEDULE	RPI	RPI	RPI	RPI
DIV. I ONLY	17- 12	123	5- 5	179	252	147	147	20	20	
DIV. I NON-CONF.	8- 5	111	0- 0	165	226	124	124	24	24	

TOTALS	RPI 1-25	RPI 26-50	W-L RECORDS	RPI 51-100	RPI 101-999	RPI 201+				
17- 12	0- 0	0- 2	OVERALL	1- 4	16- 6	11- 1				
10- 4	0- 0	0- 1	HOME	1- 1	9- 2	6- 0				
4- 8	0- 0	0- 0	AWAY	0- 0	4- 1	3- 1				
3- 0	0- 0	0- 0	NEUTRAL	0- 0	3- 0	2- 0				
8- 5	0- 0	0- 2	NON-CONFERENCE	0- 1	8- 2	6- 0				
4- 2	0- 0	0- 1	HOME	0- 0	4- 1	3- 0				
1- 3	0- 0	0- 1	AWAY	0- 1	1- 1	1- 0				
3- 0	0- 0	0- 0	NEUTRAL	0- 0	3- 0	2- 0				
9- 7	0- 0	0- 0	CONFERENCE	1- 3	8- 4	5- 1				
6- 2	0- 0	0- 0	HOME	1- 1	5- 1	3- 0				
3- 5	0- 0	0- 0	AWAY	0- 2	3- 3	2- 1				
0- 0	0- 0	0- 0	NEUTRAL	0- 0	0- 0	0- 0				

RPI 1-25				RPI 26-50				RPI 51-100				RPI 101+				Team's RPI: 147	
RPI	S	Opponent	Score	RPI	S	Opponent	Score	RPI	S	Opponent	Score	RPI	S	Opponent	Score		
				26	H	Villanova	53 71	73	A	Fordham	44 69	110	A	North Carolina	70 90		
				29	A	Syracuse	63 75	77	A	Maine	56 59	114	H	Delaware	63 72		
								77	H	Maine	44 59	127	N	Yale	78 70		
								79	A	Albany (NY)	53 66	151	A	Binghamton	59 64		
								79	H	Albany (NY)	70 55	151	H	Binghamton	61 45		
												180	A	Stony Brook	75 68		
												180	H	Stony Brook	58 66		
												186	A	New Hampshire	58 76		
												186	H	New Hampshire	85 49		
												199	H	Siena	71 62		
												229	H	Niagara	83 65		
												238	H	Hofstra	60 49		
												285	A	Bryant	59 47		
												292	A	Vermont	47 53		
												292	H	Vermont	91 52		
												294	H	Central Conn. St.	68 52		
												311	N	Charleston So.	62 43		
												318	N	Alabama A&M	56 47		
												323	A	UMBC	61 54		
												323	H	UMBC	65 54		
												347	A	UMass Lowell	81 42		
												347	H	UMass Lowell	78 56		
LAST 12 Division I GAMES:																	
				151	H	Binghamton	61 45	180	H	Stony Brook	58 66						
				323	A	UMBC	61 54	186	H	New Hampshire	85 49						
				292	H	Vermont	91 52	347	H	UMass Lowell	78 56						
				186	A	New Hampshire	58 76	292	A	Vermont	47 53						
				79	A	Albany (NY)	53 66	77	H	Maine	44 59						
				77	A	Maine	56 59	323	H	UMBC	65 54						

Non-Div I Games:

Hartford

Average RPI Win: 174

Average RPI Loss: 81

WON-LOST
RECORDWINNING
PCT. RANKLAST 10
GAMESSTRENGTH OF
SCHEDULEOPP. STRENGTH
OF SCHEDULETEAM
RPIADJ.
RPICONF.
RPIADJ CONF.
RPIDIV. I ONLY
DIV. I NON-CONF.

16- 9

97

7- 3

45

114

55

55

9

9

8- 5

111

1- 0

90

124

72

72

9

9

TOTALS

RPI 1-25

RPI 26-50

W-L RECORDS

RPI 51-100

RPI 101-999

RPI 201+

16- 9

0- 0

1- 3

OVERALL

1- 3

14- 3

6- 0

12- 0

0- 0

1- 0

HOME

1- 0

10- 0

5- 0

2- 8

0- 0

0- 2

AWAY

0- 3

2- 3

0- 0

2- 1

0- 0

0- 1

NEUTRAL

0- 0

2- 0

1- 0

8- 5

0- 0

0- 2

NON-CONFERENCE

0- 2

8- 1

4- 0

5- 0

0- 0

0- 0

HOME

0- 0

5- 0

3- 0

1- 4

0- 0

0- 1

AWAY

0- 2

1- 1

0- 0

2- 1

0- 0

0- 1

NEUTRAL

0- 0

2- 0

1- 0

8- 4

0- 0

1- 1

CONFERENCE

1- 1

6- 2

2- 0

7- 0

0- 0

1- 0

HOME

1- 0

5- 0

2- 0

1- 4

0- 0

0- 1

AWAY

0- 1

1- 2

0- 0

0- 0

0- 0

0- 0

NEUTRAL

0- 0

0- 0

0- 0

RPI 1-25

RPI 26-50

RPI 51-100

Team's RPI: 55

RPI 101+

RPI S Opponent Score

RPI S Opponent Score

RPI S Opponent Score

RPI S Opponent Score

31 N Dayton 66 72

34 A Virginia 48 50

35 A Princeton 47 80

35 H Princeton 72 58

51 A FGCU 56 65

69 A Penn 49 69

69 H Penn 55 52

77 A Maine 51 76

106 A Dartmouth 56 63

106 H Dartmouth 76 65

127 A Yale 63 69

127 H Yale 97 73

135 A Northeastern 79 69

173 N N.C. A&T 64 60

179 A Brown 86 74

179 H Brown 87 85

180 H Stony Brook 60 53

195 A Temple 64 86

199 H Siena 75 67

204 H Columbia 85 67

212 H Boston U. 80 70

216 N Akron 76 63

243 H La Salle 70 61

257 H Sacred Heart 70 62

272 H Cornell 80 58

LAST 12 Division I GAMES:

35 H Princeton 72 58

69 H Penn 55 52

127 A Yale 63 69

179 A Brown 86 74

69 A Penn 49 69

35 A Princeton 47 80

272 H Cornell 80 58

204 H Columbia 85 67

179 H Brown 87 85

127 H Yale 97 73

106 H Dartmouth 76 65

243 H La Salle 70 61

H
a
r
v
a
r
dH
a
r
v
a
r
d

Non-Div I Games:

Harvard

■ Loss,
 ■ Non-Conf, S Site,
 ■ Home
 ■ Away
 N Neutral

Average RPI Win: 248
Average RPI Loss: 155

WON-LOST
RECORD

WINNING
PCT. RANK

LAST 10
GAMES

STRENGTH OF
SCHEDULE

OPP. STRENGTH
OF SCHEDULE

TEAM
RPI

ADJ.
RPI

CONF.
RPI

ADJ CONF.
RPI

DIV. I ONLY	10- 16	234	3- 7	211	200	249	249	21	21
DIV. I NON-CONF.	6- 6	170	0- 0	143	131	179	179	19	19

TOTALS	RPI 1-25	RPI 26-50	W-L RECORDS	RPI 51-100	RPI 101-999	RPI 201+			
10- 16	0- 2	0- 1	OVERALL	0- 3	10- 10	8- 5			
7- 6	0- 0	0- 1	HOME	0- 2	7- 3	5- 1			
3- 8	0- 0	0- 0	AWAY	0- 1	3- 7	3- 4			
0- 2	0- 2	0- 0	NEUTRAL	0- 0	0- 0	0- 0			
6- 6	0- 2	0- 1	NON-CONFERENCE	0- 1	6- 2	4- 1			
4- 3	0- 0	0- 1	HOME	0- 1	4- 1	2- 0			
2- 1	0- 0	0- 0	AWAY	0- 0	2- 1	2- 1			
0- 2	0- 2	0- 0	NEUTRAL	0- 0	0- 0	0- 0			
4- 10	0- 0	0- 0	CONFERENCE	0- 2	4- 8	4- 4			
3- 3	0- 0	0- 0	HOME	0- 1	3- 2	3- 1			
1- 7	0- 0	0- 0	AWAY	0- 1	1- 6	1- 3			
0- 0	0- 0	0- 0	NEUTRAL	0- 0	0- 0	0- 0			

RPI 1-25				RPI 26-50				RPI 51-100				RPI 101+ Team's RPI: 249			
RPI	S	Opponent	Score	RPI	S	Opponent	Score	RPI	S	Opponent	Score	RPI	S	Opponent	Score
8	N	Oregon	44 85	45	H	Southern Cal i forn i a	60 71	56	H	Purdue	67 79	134	H	Idaho St.	62 64
18	N	Texas A&M	59 103					58	A	UC Davi s	52 76	146	A	Cal Poly	50 52
								58	H	UC Davi s	56 68	176	H	Marist	70 63
												180	A	UC Irvi ne	66 70
												180	H	UC Irvi ne	67 74
												188	H	San Diego	64 63
												193	A	UC Santa Barbara	61 71
												214	A	CSUN	56 54
												214	H	CSUN	58 70
												222	A	Seattle U	73 58
												232	H	Montana St.	81 75
												246	A	UC Ri versi de	57 79
												246	H	UC Ri versi de	63 57
												275	A	Ari zona	65 60
												299	A	Long Beach St.	80 85
												299	H	Long Beach St.	74 66
												302	H	Northern Ari z.	84 68
												316	A	Portland	47 76
												325	A	Cal St. Fullerton	57 69
												325	H	Cal St. Fullerton	59 54
LAST 12 Division I GAMES:															
299	A	Long Beach St.	80 85	246	H	UC Ri versi de	63 57								
214	A	CSUN	56 54	214	H	CSUN	58 70								
58	H	UC Davi s	56 68	180	A	UC Irvi ne	66 70								
325	H	Cal St. Fullerton	59 54	246	A	UC Ri versi de	57 79								
193	A	UC Santa Barbara	61 71	299	H	Long Beach St.	74 66								
146	A	Cal Poly	50 52	180	H	UC Irvi ne	67 74								

Non-Div I Games: Hawai i Paci fi c 67 57

Hawai i

Loss, Non-Conf, S Site, H Home A Away N Neutral

Average RPI Win:	277	WON-LOST	WINNING	LAST 10	STRENGTH OF	OPP. STRENGTH	TEAM	ADJ.	CONF.	ADJ CONF.
Average RPI Loss:	148	RECORD	PCT. RANK	GAMES	SCHEDULE	OF SCHEDULE	RPI	RPI	RPI	RPI
DIV. I ONLY	14- 11	136	4- 6	274	274	194	194	26	26	
DIV. I NON-CONF.	4- 5	202	0- 0	122	97	133	133	28	28	

TOTALS	RPI 1-25	RPI 26-50	W-L RECORDS	RPI 51-100	RPI 101-999	RPI 201+				
14- 11	0- 1	0- 0	OVERALL	0- 4	14- 6	12- 4				
6- 5	0- 0	0- 0	HOME	0- 2	6- 3	6- 2				
8- 6	0- 0	0- 0	AWAY	0- 1	8- 2	6- 1				
0- 0	0- 0	0- 0	NEUTRAL	0- 0	0- 0	0- 0				
4- 5	0- 1	0- 0	NON-CONFERENCE	0- 3	4- 1	2- 0				
1- 2	0- 0	0- 0	HOME	0- 1	1- 1	1- 0				
3- 3	0- 1	0- 0	AWAY	0- 2	3- 0	1- 0				
0- 0	0- 0	0- 0	NEUTRAL	0- 0	0- 0	0- 0				
10- 6	0- 0	0- 0	CONFERENCE	0- 1	10- 5	10- 4				
5- 3	0- 0	0- 0	HOME	0- 1	5- 2	5- 2				
5- 3	0- 0	0- 0	AWAY	0- 0	5- 3	5- 2				
0- 0	0- 0	0- 0	NEUTRAL	0- 0	0- 0	0- 0				

RPI 1-25				RPI 26-50				RPI 51-100				RPI 101+ Team's RPI: 194			
RPI	S	Opponent	Score	RPI	S	Opponent	Score	RPI	S	Opponent	Score	RPI	S	Opponent	Score
12	A	Duke	50 77					75	A	Virginia Tech	63 86	149	A	Radford	47 50
								82	A	Ohio	61 64	178	H	Davidsen	74 82
								83	H	UAB	61 77	185	A	Stetson	69 64
								85	H	Liberty	42 65	197	A	Norfolk St.	59 56
												218	A	Gardner-Webb	47 54
												218	H	Gardner-Webb	83 80
												225	A	UNC Asheville	58 45
												225	H	UNC Asheville	59 78
												226	A	UNCG	81 72
												251	A	Presbyterian	55 62
												251	H	Presbyterian	81 55
												269	A	Campbell	62 53
												269	H	Campbell	44 51
												311	A	Charleston So.	75 74
												311	H	Charleston So.	52 49
												317	H	Western Caro.	75 69
												340	A	Winthrop	79 58
												340	H	Winthrop	77 40
												343	A	Longwood	75 39
												343	H	Longwood	62 41
LAST 12 Division I GAMES:															
218	A	Gardner-Webb	47 54	269	H	Campbell	44 51								
311	H	Charleston So.	52 49	85	H	Liberty	42 65								
251	A	Presbyterian	55 62	311	A	Charleston So.	75 74								
340	H	Winthrop	77 40	149	A	Radford	47 50								
225	H	UNC Asheville	59 78	343	H	Longwood	62 41								
343	A	Longwood	75 39	269	A	Campbell	62 53								

Non-Div I Games: N. C. Wesleyan 111 54 Barton 82 69

High Point

DIV. I ONLY	11- 17	231	1- 9	213	159	238	238	10	10
DIV. I NON-CONF.	6- 5	153	0- 0	321	220	235	235	12	12
TOTALS	RPI 1-25	RPI 26-50	W-L RECORDS	RPI 51-100	RPI 101-999	RPI 201+			
11- 17	0- 0	0- 4	OVERALL	0- 3	11- 10	9- 3			
6- 8	0- 0	0- 2	HOME	0- 1	6- 5	5- 1			
4- 9	0- 0	0- 2	AWAY	0- 2	4- 5	4- 2			
1- 0	0- 0	0- 0	NEUTRAL	0- 0	1- 0	0- 0			
6- 5	0- 0	0- 0	NON-CONFERENCE	0- 1	6- 4	5- 1			
3- 2	0- 0	0- 0	HOME	0- 0	3- 2	3- 0			
2- 3	0- 0	0- 0	AWAY	0- 1	2- 2	2- 1			
1- 0	0- 0	0- 0	NEUTRAL	0- 0	1- 0	0- 0			
5- 12	0- 0	0- 4	CONFERENCE	0- 2	5- 6	4- 2			
3- 6	0- 0	0- 2	HOME	0- 1	3- 3	2- 1			
2- 6	0- 0	0- 2	AWAY	0- 1	2- 3	2- 1			
0- 0	0- 0	0- 0	NEUTRAL	0- 0	0- 0	0- 0			

RPI 1-25				RPI 26-50				RPI 51-100				RPI 101+				Team's RPI: 238	
RPI	S	Opponent	Score	RPI	S	Opponent	Score	RPI	S	Opponent	Score	RPI	S	Opponent	Score		
				47	A	El on	55 80	66	A	James Madi son	56 73	108	N	Wake Forest	69 66		
				47	H	El on	65 72	66	H	James Madi son	42 55	114	A	Del aware	41 61		
				49	A	Drexel	38 47	80	A	UNLV	52 68	114	H	Del aware	51 58		
				49	H	Drexel	47 58					135	H	Northeastern	50 55		
												147	A	Hartford	49 60		
												159	A	William & Mary	53 63		
												159	H	William & Mary	65 54		
												180	H	Stony Brook	49 73		
												199	H	Siena	60 70		
												204	A	Col umbi a	53 75		
												245	H	Holy Cross	69 63		
												253	H	St. Bonaventure	71 68		
												256	A	UNCW	69 61		
												256	H	UNCW	55 59		
												257	A	Sacred Heart	86 81		
												266	A	Towson	72 73		
												266	H	Towson	83 72		
												273	A	Col . of Charleston	75 60		
												273	H	Col . of Charleston	65 60		
												323	H	UMBC	71 55		
												338	A	Iona	68 43		
LAST 12 Division I GAMES:																	
				47	A	El on	55 80	256	H	UNCW	55 59						
				135	H	Northeastern	50 55	159	A	William & Mary	53 63						
				266	H	Towson	83 72	66	A	James Madi son	56 73						
				47	H	El on	65 72	49	H	Drexel	47 58						
				114	A	Del aware	41 61	159	H	William & Mary	65 54						
				266	A	Towson	72 73	273	H	Col . of Charleston	65 60						

Hofstra

Average RPI Win:	261	WON-LOST	WINNING	LAST 10	STRENGTH OF	OPP. STRENGTH	TEAM	ADJ.	CONF.	ADJ CONF.
Average RPI Loss:	149	RECORD	PCT. RANK	GAMES	SCHEDULE	OF SCHEDULE	RPI	RPI	RPI	RPI
DIV. I ONLY	11- 17	231	2- 8	250	209	245	245	15	15	
DIV. I NON-CONF.	5- 6	187	0- 0	323	309	267	267	18	18	

TOTALS	RPI 1-25	RPI 26-50	W-L RECORDS	RPI 51-100	RPI 101-999	RPI 201+				
11- 17	0- 0	0- 0	OVERALL	0- 7	11- 10	9- 5				
4- 10	0- 0	0- 0	HOME	0- 4	4- 6	3- 3				
7- 7	0- 0	0- 0	AWAY	0- 3	7- 4	6- 2				
0- 0	0- 0	0- 0	NEUTRAL	0- 0	0- 0	0- 0				
5- 6	0- 0	0- 0	NON-CONFERENCE	0- 1	5- 5	5- 1				
2- 3	0- 0	0- 0	HOME	0- 1	2- 2	2- 0				
3- 3	0- 0	0- 0	AWAY	0- 0	3- 3	3- 1				
0- 0	0- 0	0- 0	NEUTRAL	0- 0	0- 0	0- 0				
6- 11	0- 0	0- 0	CONFERENCE	0- 6	6- 5	4- 4				
2- 7	0- 0	0- 0	HOME	0- 3	2- 4	1- 3				
4- 4	0- 0	0- 0	AWAY	0- 3	4- 1	3- 1				
0- 0	0- 0	0- 0	NEUTRAL	0- 0	0- 0	0- 0				

RPI 1-25				RPI 26-50				RPI 51-100				RPI 101+				Team's RPI: 245	
RPI	S	Opponent	Score	RPI	S	Opponent	Score	RPI	S	Opponent	Score	RPI	S	Opponent	Score		
								60	A	American	57	72	106	H	Dartmouth	74	76
								60	H	American	63	68	160	A	Army West Point	70	62
								79	H	Albany (NY)	56	65	160	H	Army West Point	57	66
								88	A	Navy	54	62	176	A	Marist	74	85
								88	H	Navy	58	65	179	A	Brown	78	82
								93	A	Bucknell I	63	72	184	H	Lehigh	54	49
								93	H	Bucknell I	47	71	196	H	Boston College	61	70
													212	A	Boston U.	60	57
													212	H	Boston U.	58	64
													230	A	Lafayette	69	56
													230	H	Lafayette	65	69
													235	A	Loyola Maryland	60	77
													235	H	Loyola Maryland	58	65
													238	A	Hofstra	63	69
													263	A	Rider	83	56
													282	A	Colgate	71	64
													282	H	Colgate	61	52
													285	H	Bryant	59	57
													292	H	Vermont	64	53
													333	A	Rhode Island	69	63
													347	A	UMass Lowell	84	56
LAST 12 Division I GAMES:																	
				282	H	Colgate	61	52	235	H	Loyola Maryland	58	65				
				60	A	American	57	72	230	A	Lafayette	69	56				
				93	A	Bucknell I	63	72	60	H	American	63	68				
				160	H	Army West Point	57	66	93	H	Bucknell I	47	71				
				212	H	Boston U.	58	64	160	A	Army West Point	70	62				
				88	A	Navy	54	62	212	A	Boston U.	60	57				

Non-Div I Games:

Holy Cross

H
o
u
s
t
o
n

Houston		Through Games Of Feb. 26, 2018									
Average RPI	Win: 169	WON-LOST	WINNING	LAST 10	STRENGTH OF	OPP. STRENGTH	TEAM	ADJ.	CONF.	ADJ CONF.	
Average RPI	Loss: 97	RECORD	PCT. RANK	GAMES	SCHEDULE	OF SCHEDULE	RPI	RPI	RPI	RPI	
DIV. I ONLY	20- 10	79	5- 5	106	89	71	71	8	8		
DIV. I NON-CONF.	11- 3	45	0- 0	114	117	37	37	7	7		

TOTALS	RPI 1-25	RPI 26-50	W-L RECORDS	RPI 51-100	RPI 101-999	RPI 201+					
20- 10	0- 3	0- 2	OVERALL	1- 0	19- 5	7- 2					
10- 3	0- 1	0- 1	HOME	0- 0	10- 1	5- 0					
7- 7	0- 2	0- 1	AWAY	0- 0	7- 4	2- 2					
3- 0	0- 0	0- 0	NEUTRAL	1- 0	2- 0	0- 0					
11- 3	0- 1	0- 1	NON-CONFERENCE	1- 0	10- 1	4- 0					
5- 0	0- 0	0- 0	HOME	0- 0	5- 0	3- 0					
3- 3	0- 1	0- 1	AWAY	0- 0	3- 1	1- 0					
3- 0	0- 0	0- 0	NEUTRAL	1- 0	2- 0	0- 0					
9- 7	0- 2	0- 1	CONFERENCE	0- 0	9- 4	3- 2					
5- 3	0- 1	0- 1	HOME	0- 0	5- 1	2- 0					
4- 4	0- 1	0- 0	AWAY	0- 0	4- 3	1- 2					
0- 0	0- 0	0- 0	NEUTRAL	0- 0	0- 0	0- 0					

RPI 1-25				RPI 26-50				RPI 51-100 Team's RPI: 71				RPI 101+			
RPI	S	Opponent	Score	RPI	S	Opponent	Score	RPI	S	Opponent	Score	RPI	S	Opponent	Score
2	H	UConn	35 95	43	A	Rutgers	57 75	85	N	Liberty	75 68	104	H	George Mason	82 73
14	A	South Fla.	65 81	44	H	UCF	59 64					113	H	ETSU	88 69
18	A	Texas A&M	65 83									118	A	Cincinnati	57 61
												118	H	Cincinnati	82 88
												119	N	Milwaukee	74 59
												129	A	Tulane	98 92
												129	H	Tulane	72 48
												132	A	Wichita St.	73 62
												132	H	Wichita St.	73 55
												135	N	Northeastern	72 64
												143	A	Texas St.	72 67
												169	A	UT Arlington	62 58
												189	H	Memphis	66 55
												195	A	Temple	99 75
												196	A	Boston College	74 79
												203	A	East Carolina	78 80
												203	H	East Carolina	97 81
												204	H	Columbia	77 53
												208	A	SMU	85 75
												208	H	SMU	60 56
												209	A	Tulsa	77 83
												237	A	New Orleans	78 66
												241	H	Texas Tech	79 75
												305	H	Incarnate Word	98 67
LAST 12 Division I GAMES:															
118	A	Cincinnati	57 61	132	A	Wichita St.	73 62								
44	H	UCF	59 64	129	H	Tulane	72 48								
14	A	South Fla.	65 81	208	H	SMU	60 56								
203	H	East Carolina	97 81	203	A	East Carolina	78 80								
209	A	Tulsa	77 83	195	A	Temple	99 75								
189	H	Memphis	66 55	2	H	UConn	35 95								

Non-Div I Games:

Houston

Average RPI Win:	320	WON-LOST	WINNING	LAST 10	STRENGTH OF	OPP. STRENGTH	TEAM	ADJ.	CONF.	ADJ CONF.
Average RPI Loss:	184	RECORD	PCT. RANK	GAMES	SCHEDULE	OF SCHEDULE	RPI	RPI	RPI	RPI
DIV. I ONLY	5- 17	309	4- 6	291	322	314	314	27	27	
DIV. I NON-CONF.	0- 6	337	0- 0	117	275	328	328	26	26	

TOTALS	RPI 1-25	RPI 26-50	W-L RECORDS	RPI 51-100	RPI 101-999	RPI 201+				
5- 17	0- 1	0- 0	OVERALL	0- 2	5- 14	5- 8				
2- 5	0- 0	0- 0	HOME	0- 1	2- 4	2- 3				
3- 12	0- 1	0- 0	AWAY	0- 1	3- 10	3- 5				
0- 0	0- 0	0- 0	NEUTRAL	0- 0	0- 0	0- 0				
0- 6	0- 1	0- 0	NON-CONFERENCE	0- 0	0- 5	0- 1				
0- 0	0- 0	0- 0	HOME	0- 0	0- 0	0- 0				
0- 6	0- 1	0- 0	AWAY	0- 0	0- 5	0- 1				
0- 0	0- 0	0- 0	NEUTRAL	0- 0	0- 0	0- 0				
5- 11	0- 0	0- 0	CONFERENCE	0- 2	5- 9	5- 7				
2- 5	0- 0	0- 0	HOME	0- 1	2- 4	2- 3				
3- 6	0- 0	0- 0	AWAY	0- 1	3- 5	3- 4				
0- 0	0- 0	0- 0	NEUTRAL	0- 0	0- 0	0- 0				

RPI 1-25				RPI 26-50				RPI 51-100				RPI 101+ Team's RPI: 314			
RPI	S	Opponent	Score	RPI	S	Opponent	Score	RPI	S	Opponent	Score	RPI	S	Opponent	Score
14	A	South Fla.	43 90					92	A	Lamar University	55 90	102	A	Rice	45 67
								92	H	Lamar University	51 79	115	A	Central Ark.	56 64
												123	H	SFA	54 76
												140	A	Louisiana Tech	62 85
												182	A	Oral Roberts	56 78
												198	A	UTEP	62 69
												224	A	A&M-Corpus Christi	49 50
												231	A	Nicholls St.	45 63
												231	H	Nicholls St.	61 73
												236	A	Abilene Christian	68 80
												237	A	New Orleans	52 70
												287	H	Southeastern La.	61 76
												288	A	McNeese	67 61
												288	H	McNeese	74 86
												305	A	Incarnate Word	58 56
												335	H	Northwestern St.	57 51
												336	A	Sam Houston St.	69 61
												336	H	Sam Houston St.	65 62
												337	A	La.-Monroe	73 77

LAST 12 Division I GAMES:															
288	A	McNeese	67 61	123	H	SFA	54 76	224	A	A&M-Corpus Christi	49 50	305	A	Incarnate Word	58 56
92	A	Lamar University	55 90	288	H	McNeese	74 86	287	H	Southeastern La.	61 76	336	A	Sam Houston St.	69 61
336	H	Sam Houston St.	65 62	336	A	Sam Houston St.	69 61								
335	H	Northwestern St.	57 51												
231	A	Nicholls St.	45 63												
115	A	Central Ark.	56 64												

Non-Div I Games: LeTourneau 88 43 Paul Quinn 74 54 Huston-Tillotson 76 72 Jarvis Christian 78 30
Houston Baptist

Average RPI Win:	295	WON-LOST	WINNING	LAST 10	STRENGTH OF	OPP. STRENGTH	TEAM	ADJ.	CONF.	ADJ CONF.
Average RPI Loss:	179	RECORD	PCT. RANK	GAMES	SCHEDULE	OF SCHEDULE	RPI	RPI	RPI	RPI
DIV. I ONLY	11- 17	231	4- 6	235	339	265	265	30	30	
DIV. I NON-CONF.	4- 9	249	0- 0	77	303	231	231	30	30	

TOTALS	RPI 1-25	RPI 26-50	W-L RECORDS	RPI 51-100	RPI 101-999	RPI 201+				
11- 17	0- 1	0- 1	OVERALL	0- 1	11- 14	10- 5				
8- 6	0- 0	0- 0	HOME	0- 0	8- 6	7- 1				
3- 11	0- 0	0- 0	AWAY	0- 0	3- 1	3- 1				
0- 0	0- 0	0- 0	NEUTRAL	0- 0	0- 0	0- 0				
4- 9	0- 1	0- 1	NON-CONFERENCE	0- 1	4- 6	4- 1				
4- 2	0- 0	0- 0	HOME	0- 0	4- 2	4- 0				
0- 7	0- 1	0- 1	AWAY	0- 1	0- 4	0- 1				
0- 0	0- 0	0- 0	NEUTRAL	0- 0	0- 0	0- 0				
7- 8	0- 0	0- 0	CONFERENCE	0- 0	7- 8	6- 4				
4- 4	0- 0	0- 0	HOME	0- 0	4- 4	3- 1				
3- 4	0- 0	0- 0	AWAY	0- 0	3- 4	3- 3				
0- 0	0- 0	0- 0	NEUTRAL	0- 0	0- 0	0- 0				

RPI 1-25				RPI 26-50				RPI 51-100				RPI 101+ Team's RPI: 265			
RPI	S	Opponent	Score	RPI	S	Opponent	Score	RPI	S	Opponent	Score	RPI	S	Opponent	Score
21	A	Maryl and	49 111	28	A	Georgi a	47 87	53	A	Mercer	44 70	111	A	Georgetown	41 93
												118	A	Cinci nnati	53 87
												126	H	Bethune-Cookman	55 59
												159	H	William & Mary	71 83
												173	A	N. C. A&T	53 91
												173	H	N. C. A&T	68 76
												179	H	Brown	81 85
												197	H	Norfol k St.	53 59
												199	A	Siena	61 72
												201	H	Hampton	68 63
												252	H	St. Francis Brooklyn	72 69
												264	A	Morgan St.	68 61
												269	H	Campbel l	63 61
												276	A	UMES	52 58
												276	H	UMES	79 83
												284	H	Fai rlei gh Dickinson	68 65
												292	A	Vermont	65 88
												310	H	FIU	69 62
												321	A	N. C. Central	77 78
												321	H	N. C. Central	69 54
												322	A	South Carolina St.	68 58
												334	H	Delaware St.	78 70
												342	A	Savannah St.	87 59
												344	A	Florida A&M	59 74
												344	H	Florida A&M	76 65

LAST 12 Division I GAMES:															
197	H	Norfolk St.	53 59	344	H	Florida A&M	76 65								
334	H	Delaware St.	78 70	276	A	UMES	52 58								
321	A	N. C. Central	77 78	173	H	N. C. A&T	68 76								
173	A	N. C. A&T	53 91	321	H	N. C. Central	69 54								
276	H	UMES	79 83	342	A	Savannah St.	87 59								
264	A	Morgan St.	68 61	322	A	South Carolina St.	68 58								

Non-Div I Games:

Howard

Average RPI Win:	207	WON-LOST	WINNING	LAST 10	STRENGTH OF	OPP. STRENGTH	TEAM	ADJ.	CONF.	ADJ CONF.
Average RPI Loss:	70	RECORD	PCT. RANK	GAMES	SCHEDULE	OF SCHEDULE	RPI	RPI	RPI	RPI
DIV. I ONLY	20- 8	62	6- 4	155	117	81	81	11	11	
DIV. I NON-CONF.	7- 3	74	0- 0	169	51	63	63	13	13	

TOTALS	RPI 1-25	RPI 26-50	W-L RECORDS	RPI 51-100	RPI 101-999	RPI 201+				
20- 8	0- 3	0- 1	OVERALL	3- 2	17- 2	9- 0				
6- 5	0- 1	0- 0	HOME	0- 2	6- 2	4- 0				
13- 3	0- 2	0- 1	AWAY	2- 0	11- 0	5- 0				
1- 0	0- 0	0- 0	NEUTRAL	1- 0	0- 0	0- 0				
7- 3	0- 1	0- 1	NON-CONFERENCE	2- 1	5- 0	3- 0				
1- 1	0- 0	0- 0	HOME	0- 1	1- 0	1- 0				
5- 2	0- 1	0- 1	AWAY	1- 0	4- 0	2- 0				
1- 0	0- 0	0- 0	NEUTRAL	1- 0	0- 0	0- 0				
13- 5	0- 2	0- 0	CONFERENCE	1- 1	12- 2	6- 0				
5- 4	0- 1	0- 0	HOME	0- 1	5- 2	3- 0				
8- 1	0- 1	0- 0	AWAY	1- 0	7- 0	3- 0				
0- 0	0- 0	0- 0	NEUTRAL	0- 0	0- 0	0- 0				

RPI 1-25				RPI 26-50				RPI 51-100				RPI 101+			
RPI	S	Opponent	Score	RPI	S	Opponent	Score	RPI	S	Opponent	Score	RPI	S	Opponent	Score
22	A	Green Bay	45 52	44	A	UCF	59 63	62	N	Wyoming	65 59	109	A	Cleveland St.	77 64
22	H	Green Bay	34 60					82	A	Ohio	76 52	109	H	Cleveland St.	94 56
23	A	DePaul	71 85					84	H	Miami (OH)	83 96	119	A	Milwaukee	70 68
								95	A	Wright St.	64 61	119	H	Milwaukee	60 67
								95	H	Wright St.	63 66	138	A	UNI	54 48
												152	A	Youngstown St.	65 43
												152	H	Youngstown St.	67 70
												189	A	Memphis	80 57
												190	A	Oakland	73 55
												190	H	Oakland	80 64
												255	A	Northern Ky.	71 35
												255	H	Northern Ky.	56 54
												258	H	Indiana St.	86 57
												313	A	Tennessee Tech	68 54
												319	A	Detroit Mercy	91 59
												319	H	Detroit Mercy	90 62
												326	A	Ga. Southern	72 52
												328	A	Ill. -Chicago	82 46
												328	H	Ill. -Chicago	68 43

LAST 12 Division I GAMES:															
255	H	Northern Ky.	56 54	152	H	Youngstown St.	67 70								
95	H	Wright St.	63 66	328	H	Ill. -Chicago	68 43								
119	H	Milwaukee	60 67	22	A	Green Bay	45 52								
319	A	Detroit Mercy	91 59	119	A	Milwaukee	70 68								
190	A	Oakland	73 55	95	A	Wright St.	64 61								
109	H	Cleveland St.	94 56	255	A	Northern Ky.	71 35								

Non-Div I Games: Georgetown (KY) 85 52

IUPUI

Average RPI Win:	202	WON-LOST	WINNING	LAST 10	STRENGTH OF	OPP. STRENGTH	TEAM	ADJ.	CONF.	ADJ CONF.
Average RPI Loss:	135	RECORD	PCT. RANK	GAMES	SCHEDULE	OF SCHEDULE	RPI	RPI	RPI	RPI
DIV. I ONLY	14- 12	150	8- 2	156	130	148	148	19	19	
DIV. I NON-CONF.	3- 7	254	0- 0	108	93	205	205	14	14	

TOTALS	RPI 1-25	RPI 26-50	W-L RECORDS	RPI 51-100	RPI 101-999	RPI 201+				
14- 12	0- 1	1- 1	OVERALL	0- 3	13- 7	7- 3				
7- 6	0- 0	0- 1	HOME	0- 1	7- 4	4- 1				
7- 5	0- 0	1- 0	AWAY	0- 0	6- 0	3- 0				
0- 1	0- 0	0- 0	NEUTRAL	0- 1	0- 0	0- 0				
3- 7	0- 1	0- 0	NON-CONFERENCE	0- 3	3- 3	2- 2				
1- 3	0- 0	0- 0	HOME	0- 1	1- 2	1- 1				
2- 3	0- 1	0- 0	AWAY	0- 1	2- 1	1- 1				
0- 1	0- 0	0- 0	NEUTRAL	0- 1	0- 0	0- 0				
11- 5	0- 0	1- 1	CONFERENCE	0- 0	10- 4	5- 1				
6- 3	0- 0	0- 1	HOME	0- 0	6- 2	3- 0				
5- 2	0- 0	1- 0	AWAY	0- 0	4- 2	2- 1				
0- 0	0- 0	0- 0	NEUTRAL	0- 0	0- 0	0- 0				

RPI 1-25				RPI 26-50				RPI 51-100				RPI 101+				Team's RPI: 148
RPI	S	Opponent	Score	RPI	S	Opponent	Score	RPI	S	Opponent	Score	RPI	S	Opponent	Score	
6	A	Ohio St.	56 99	37	A	Northern Colo.	79 71	57	A	Arizona St.	33 77	120	A	Colorado St.	83 69	
				37	H	Northern Colo.	72 78	62	H	Wyoming	64 70	134	H	Idaho St.	52 62	
								78	N	TCU	76 86	137	A	Portland St.	101 90	
												137	H	Portland St.	61 60	
												144	A	Eastern Wash.	64 71	
												144	H	Eastern Wash.	85 71	
												154	H	Weber St.	88 105	
												161	A	North Dakota	78 64	
												161	H	North Dakota	80 75	
												200	H	Washington	69 81	
												214	A	CSUN	80 75	
												222	H	Seattle U	60 68	
												232	A	Montana St.	95 77	
												236	A	Abilene Christian	72 82	
												240	A	Montana	67 56	
												289	A	Sacramento St.	64 79	
												289	H	Sacramento St.	101 66	
												302	H	Northern Ariz.	83 68	
												325	H	Cal St. Fullerton	80 60	
												330	H	Southern Utah	74 51	

LAST 12 Division I GAMES:																
154	H	Weber St.	88 105	137	H	Portland St.	61 60									
134	H	Idaho St.	52 62	161	A	North Dakota	78 64									
240	A	Montana	67 56	37	A	Northern Colo.	79 71									
232	A	Montana St.	95 77	302	H	Northern Ariz.	83 68									
144	H	Eastern Wash.	85 71	330	H	Southern Utah	74 51									
289	H	Sacramento St.	101 66	144	A	Eastern Wash.	64 71									

Non-Div I Games: Eastern Ore. 84 70

Idaho

Average RPI Win:	233	WON-LOST	WINNING	LAST 10	STRENGTH OF	OPP. STRENGTH	TEAM	ADJ.	CONF.	ADJ CONF.
Average RPI Loss:	141	RECORD	PCT. RANK	GAMES	SCHEDULE	OF SCHEDULE	RPI	RPI	RPI	RPI
DIV. I ONLY	16- 9	97	7- 3	309	145	134	134	19	19	
DIV. I NON-CONF.	6- 3	87	0- 0	313	167	118	118	14	14	
<hr/>										
TOTALS	RPI 1-25	RPI 26-50	W-L RECORDS	RPI 51-100	RPI 101-999	RPI 201+				
16- 9	0- 0	0- 2	OVERALL	0- 1	16- 6	9- 2				
6- 2	0- 0	0- 1	HOME	0- 0	6- 1	4- 0				
10- 7	0- 0	0- 0	AWAY	0- 0	10- 0	5- 0				
0- 0	0- 0	0- 0	NEUTRAL	0- 0	0- 0	0- 0				
6- 3	0- 0	0- 0	NON-CONFERENCE	0- 1	6- 2	4- 1				
1- 0	0- 0	0- 0	HOME	0- 0	1- 0	1- 0				
5- 3	0- 0	0- 0	AWAY	0- 1	5- 2	3- 1				
0- 0	0- 0	0- 0	NEUTRAL	0- 0	0- 0	0- 0				
10- 6	0- 0	0- 2	CONFERENCE	0- 0	10- 4	5- 1				
5- 2	0- 0	0- 1	HOME	0- 0	5- 1	3- 0				
5- 4	0- 0	0- 1	AWAY	0- 0	5- 3	2- 1				
0- 0	0- 0	0- 0	NEUTRAL	0- 0	0- 0	0- 0				

RPI 1-25				RPI 26-50				RPI 51-100				RPI 101+				Team's RPI: 134
RPI	S	Opponent	Score	RPI	S	Opponent	Score	RPI	S	Opponent	Score	RPI	S	Opponent	Score	
				37	A	Northern Colo.	52 75	62	A	Wyoming	53 61	107	A	Washington St.	55 72	
				37	H	Northern Colo.	57 63					137	A	Portland St.	88 59	
												137	H	Portland St.	72 64	
												144	A	Eastern Wash.	64 66	
												148	A	Idaho	62 52	
												154	A	Weber St.	73 84	
												154	H	Weber St.	70 76	
												161	A	North Dakota	68 55	
												161	H	North Dakota	57 46	
												180	A	UC Irvine	78 72	
												200	A	Washington	79 59	
												222	A	Seattle U	74 69	
												244	A	Pepperdine	74 80	
												249	A	Hawaii	64 62	
												289	A	Sacramento St.	85 71	
												289	H	Sacramento St.	83 71	
												302	A	Northern Ariz.	75 55	
												302	H	Northern Ariz.	76 59	
												304	H	Utah St.	64 44	
												324	A	Utah Valley	70 58	
												330	A	Southern Utah	70 76	
												330	H	Southern Utah	66 39	
<hr/>																
LAST 12 Division I GAMES:																
				144	A	Eastern Wash.	64 66	330	H	Southern Utah	66 39					
				148	A	Idaho	62 52	302	H	Northern Ariz.	76 59					
				137	H	Portland St.	72 64	154	A	Weber St.	73 84					
				289	H	Sacramento St.	83 71	289	A	Sacramento St.	85 71					
				161	A	North Dakota	68 55	137	A	Portland St.	88 59					
				37	A	Northern Colo.	52 75	37	H	Northern Colo.	57 63					

Non-Div I Games: Westminster (UT) 83 45 Col. of Idaho 89 32

Idaho St.

Average RPI Win: 271	WON-LOST RECORD	WINNING PCT. RANK	LAST 10 GAMES	STRENGTH OF SCHEDULE	OPP. STRENGTH OF SCHEDULE	TEAM RPI	ADJ. RPI	CONF. RPI	ADJ CONF. RPI
Average RPI Loss: 171									
DIV. I ONLY	6- 21	310	1- 9	276	216	328	328	11	11
DIV. I NON-CONF.	5- 4	146	0- 0	347	347	325	325	13	13

TOTALS	RPI 1-25	RPI 26-50	W-L RECORDS	RPI 51-100	RPI 101-999	RPI 201+			
6- 21	0- 2	0- 0	OVERALL	0- 4	6- 15	6- 7			
5- 10	0- 1	0- 0	HOME	0- 2	5- 7	5- 3			
1- 11	0- 1	0- 0	AWAY	0- 2	1- 8	1- 4			
0- 0	0- 0	0- 0	NEUTRAL	0- 0	0- 0	0- 0			
5- 4	0- 0	0- 0	NON-CONFERENCE	0- 0	5- 4	5- 4			
4- 2	0- 0	0- 0	HOME	0- 0	4- 2	4- 2			
1- 2	0- 0	0- 0	AWAY	0- 0	1- 2	1- 2			
0- 0	0- 0	0- 0	NEUTRAL	0- 0	0- 0	0- 0			
1- 17	0- 2	0- 0	CONFERENCE	0- 4	1- 11	1- 3			
1- 8	0- 1	0- 0	HOME	0- 2	1- 5	1- 1			
0- 9	0- 1	0- 0	AWAY	0- 2	0- 6	0- 2			
0- 0	0- 0	0- 0	NEUTRAL	0- 0	0- 0	0- 0			

RPI 1-25				RPI 26-50				RPI 51-100				RPI 101+ Team's RPI: 328			
RPI	S	Opponent	Score	RPI	S	Opponent	Score	RPI	S	Opponent	Score	RPI	S	Opponent	Score
22	A	Green Bay	36 65					81	A	IUPUI	43 68	109	A	Cleveland St.	67 70
22	H	Green Bay	37 66					81	H	IUPUI	46 82	109	H	Cleveland St.	42 64
								95	A	Wright St.	50 60	119	A	Milwaukee	44 59
								95	H	Wright St.	53 80	119	H	Milwaukee	53 76
												152	A	Youngstown St.	63 76
												152	H	Youngstown St.	52 71
												190	A	Oakland	78 95
												190	H	Oakland	63 67
												211	H	Eastern Mich.	73 70
												223	H	North Texas	70 67
												255	A	Northern Ky.	53 61
												255	H	Northern Ky.	73 55
												258	H	Indiana St.	55 46
												260	A	Bradley	48 58
												280	H	Santa Clara	36 45
												303	A	Loyola Chicago	55 57
												319	A	Detroit Mercy	60 73
												319	H	Detroit Mercy	58 61
												320	H	Jackson St.	63 76
												327	A	Fort Wayne	67 51
												349	H	Evansville	96 77
LAST 12 Division I GAMES:															
95	H	Wright St.	53 80	109	H	Cleveland St.	42 64								
255	H	Northern Ky.	73 55	81	A	IUPUI	43 68								
22	H	Green Bay	37 66	119	A	Milwaukee	44 59								
190	A	Oakland	78 95	22	A	Green Bay	36 65								
319	A	Detroit Mercy	60 73	255	A	Northern Ky.	53 61								
152	H	Youngstown St.	52 71	95	A	Wright St.	50 60								

Non-Div I Games: Bethel (IN) 66 46 Ind.-Northwest 74 56

Average RPI Win:	250	WON-LOST	WINNING	LAST 10	STRENGTH OF	OPP. STRENGTH	TEAM	ADJ.	CONF.	ADJ CONF.
Average RPI Loss:	71	RECORD	PCT. RANK	GAMES	SCHEDULE	OF SCHEDULE	RPI	RPI	RPI	RPI
DIV. I ONLY	9- 21	275	0- 10	93	71	220	220	3	3	
DIV. I NON-CONF.	9- 5	99	0- 0	226	211	148	148	4	4	

TOTALS	RPI 1-25	RPI 26-50	W-L RECORDS	RPI 51-100	RPI 101-999	RPI 201+				
9- 21	0- 4	0- 3	OVERALL	0- 11	9- 3	6- 0				
6- 10	0- 2	0- 1	HOME	0- 5	6- 2	6- 0				
1- 11	0- 2	0- 2	AWAY	0- 6	1- 1	0- 0				
2- 0	0- 0	0- 0	NEUTRAL	0- 0	2- 0	0- 0				
9- 5	0- 1	0- 0	NON-CONFERENCE	0- 4	9- 0	6- 0				
6- 2	0- 0	0- 0	HOME	0- 2	6- 0	6- 0				
1- 3	0- 1	0- 0	AWAY	0- 2	1- 0	0- 0				
2- 0	0- 0	0- 0	NEUTRAL	0- 0	2- 0	0- 0				
0- 16	0- 3	0- 3	CONFERENCE	0- 7	0- 3	0- 0				
0- 8	0- 2	0- 1	HOME	0- 3	0- 2	0- 0				
0- 8	0- 1	0- 2	AWAY	0- 4	0- 1	0- 0				
0- 0	0- 0	0- 0	NEUTRAL	0- 0	0- 0	0- 0				

RPI 1-25				RPI 26-50				RPI 51-100				RPI 101+ Team's RPI : 220			
RPI	S	Opponent	Score	RPI	S	Opponent	Score	RPI	S	Opponent	Score	RPI	S	Opponent	Score
6	H	Ohio St.	69 88	38	A	Michigan	42 86	51	A	FGCU	61 85	132	N	Wichita St.	68 67
16	H	Iowa	71 84	43	A	Rutgers	37 76	54	A	Indiana	54 70	170	A	Northwestern	61 68
19	A	Missouri	55 72	46	H	Minnesota	75 84	56	A	Purdue	51 64	170	H	Northwestern	59 74
21	A	Maryland	65 100					56	H	Purdue	54 73	180	N	UC Irvine	65 59
								61	H	Michigan St.	55 67	189	A	Memphis	63 47
								64	A	Nebraska	47 62	191	H	Wisconsin	61 70
								64	H	Nebraska	72 80	242	H	Austin Peay	59 47
								75	H	Virginia Tech	49 96	258	H	Indiana St.	81 52
								87	A	Penn St.	59 68	260	H	Bradley	74 62
								94	A	New Mexico	68 97	319	H	Detroit Mercy	73 65
								99	H	Western Ill.	67 77	327	H	Fort Wayne	64 50
												345	H	Chicago St.	66 56

LAST 12 Division I GAMES:															
				46	H	Minnesota	75 84	64	A	Nebraska	47 62				
				56	A	Purdue	51 64	191	H	Wisconsin	61 70				
				170	A	Northwestern	61 68	87	A	Penn St.	59 68				
				6	H	Ohio St.	69 88	38	A	Michigan	42 86				
				54	A	Indiana	54 70	61	H	Michigan St.	55 67				
				56	H	Purdue	54 73	64	H	Nebraska	72 80				

Non-Div I Games:

Illinois

Average RPI Win: 247	WON-LOST RECORD	WINNING PCT. RANK	LAST 10 GAMES	STRENGTH OF SCHEDULE	OPP. STRENGTH OF SCHEDULE	TEAM RPI	ADJ. RPI	CONF. RPI	ADJ. CONF. RPI
Average RPI Loss: 158									
DIV. I ONLY	13- 15	199	5- 5	288	237	248	248	24	24
DIV. I NON-CONF.	6- 5	153	0- 0	231	213	194	194	21	21

TOTALS	RPI 1-25	RPI 26-50	W-L RECORDS	RPI 51-100	RPI 101-999	RPI 201+			
13- 15	0- 0	0- 0	OVERALL	0- 4	13- 11	9- 4			
9- 6	0- 0	0- 0	HOME	0- 2	9- 4	7- 1			
3- 9	0- 0	0- 0	AWAY	0- 0	3- 1	2- 1			
1- 0	0- 0	0- 0	NEUTRAL	0- 0	1- 0	0- 0			
6- 5	0- 0	0- 0	NON-CONFERENCE	0- 0	6- 5	4- 0			
4- 2	0- 0	0- 0	HOME	0- 0	4- 2	3- 0			
1- 3	0- 0	0- 0	AWAY	0- 0	1- 3	1- 0			
1- 0	0- 0	0- 0	NEUTRAL	0- 0	1- 0	0- 0			
7- 10	0- 0	0- 0	CONFERENCE	0- 4	7- 6	5- 4			
5- 4	0- 0	0- 0	HOME	0- 2	5- 2	4- 1			
2- 6	0- 0	0- 0	AWAY	0- 2	2- 4	1- 3			
0- 0	0- 0	0- 0	NEUTRAL	0- 0	0- 0	0- 0			

RPI S Opponent	Score	RPI S Opponent	Score	RPI S Opponent	Score	RPI S Opponent	Score	Team's RPI: 248
				76 A Drake	64 80	104 A George Mason	37 56	
				76 H Drake	58 65	109 H Cleveland St.	47 56	
				90 A Missouri St.	58 75	119 A Milwaukee	59 61	
				90 H Missouri St.	50 56	122 H Butler	45 56	
						135 N Northeastern	65 55	
						138 A UNI	48 66	
						138 H UNI	36 58	
						158 A Southern Ill.	39 36	
						158 H Southern Ill.	49 46	
						164 H SIUE	62 47	
						190 A Oakland	43 64	
						211 H Eastern Mich.	65 56	
						255 H Northern Ky.	49 37	
						258 A Indiana St.	49 52	
						258 H Indiana St.	63 53	
						260 H Bradley	42 62	
						281 H UMKC	64 53	
						295 A Valparaiso	50 56	
						295 H Valparaiso	63 55	
						299 A Long Beach St.	59 51	
						303 A Loyola Chicago	59 62	
						303 H Loyola Chicago	57 49	
						349 A Evansville	67 43	
						349 H Evansville	70 44	
LAST 12 Division I GAMES:								
				76 A Drake	64 80	295 H Valparaiso	63 55	
				138 A UNI	48 66	303 H Loyola Chicago	57 49	
				349 H Evansville	70 44	138 H UNI	36 58	
				258 H Indiana St.	63 53	76 H Drake	58 65	
				90 A Missouri St.	58 75	258 A Indiana St.	49 52	
				158 A Southern Ill.	39 36	349 A Evansville	67 43	

Non-Div I Games:

Illinois St.

Average RPI Win:	301	WON-LOST	WINNING	LAST 10	STRENGTH OF	OPP. STRENGTH	TEAM	ADJ.	CONF.	ADJ CONF.
Average RPI Loss:	172	RECORD	PCT. RANK	GAMES	SCHEDULE	OF SCHEDULE	RPI	RPI	RPI	RPI

DIV. I ONLY	3- 23	332	1- 9	125	331	305	305	27	27
DIV. I NON-CONF.	0- 10	337	0- 0	28	300	279	279	26	26

TOTALS	RPI 1-25	RPI 26-50	W-L RECORDS	RPI 51-100	RPI 101-999	RPI 201+			
3- 23	0- 0	0- 1	OVERALL	0- 4	3- 18	3- 10			
1- 10	0- 0	0- 0	HOME	0- 2	1- 8	1- 5			
2- 13	0- 0	0- 0	AWAY	0- 1	2- 1	2- 1			
0- 0	0- 0	0- 0	NEUTRAL	0- 0	0- 0	0- 0			
0- 10	0- 0	0- 1	NON-CONFERENCE	0- 2	0- 7	0- 2			
0- 3	0- 0	0- 0	HOME	0- 1	0- 2	0- 1			
0- 7	0- 0	0- 1	AWAY	0- 1	0- 5	0- 1			
0- 0	0- 0	0- 0	NEUTRAL	0- 0	0- 0	0- 0			
3- 13	0- 0	0- 0	CONFERENCE	0- 2	3- 11	3- 8			
1- 7	0- 0	0- 0	HOME	0- 1	1- 6	1- 4			
2- 6	0- 0	0- 0	AWAY	0- 1	2- 5	2- 4			
0- 0	0- 0	0- 0	NEUTRAL	0- 0	0- 0	0- 0			

RPI 1-25	RPI 26-50	RPI 51-100	RPI 101+	Team's RPI: 305
RPI S Opponent Score	RPI S Opponent Score	RPI S Opponent Score	RPI S Opponent Score	
	48 A Oklahoma St. 35 86	59 H South Dakota 51 81	101 A Utah 31 90	
		71 A Houston 67 98	102 A Rice 43 60	
		92 A Lamar University 54 77	115 H Central Ark. 35 57	
		92 H Lamar University 47 71	123 A SFA 49 60	
			123 H SFA 50 75	
			143 H Texas St. 33 74	
			154 A Weber St. 55 79	
			169 A UT Arlington 48 61	
			224 A A&M-Corpus Christi 59 75	
			224 H A&M-Corpus Christi 58 62	
			231 H Nicholls St. 64 62	
			236 A Abilene Christian 56 58	
			237 A New Orleans 50 52	
			237 H New Orleans 45 72	
			241 A Texas Tech 54 80	
			274 H Massachusetts 45 64	
			287 A Southeastern La. 54 65	
			288 H McNeese 57 66	
			314 H Houston Baptist 56 58	
			335 A Northwestern St. 57 53	
			336 A Sam Houston St. 56 49	
LAST 12 Division I GAMES:				
224 A A&M-Corpus Christi 59 75	224 H A&M-Corpus Christi 58 62			
335 A Northwestern St. 57 53	237 H New Orleans 45 72			
123 H SFA 50 75	314 H Houston Baptist 56 58			
92 H Lamar University 47 71	237 A New Orleans 50 52			
236 A Abilene Christian 56 58	92 A Lamar University 54 77			
287 A Southeastern La. 54 65	123 A SFA 49 60			

Non-Div I Games: Mary Hardin-Baylor 76 58

Incarnate Word

Average RPI Win:	126	WON-LOST	WINNING	LAST 10	STRENGTH OF	OPP. STRENGTH	TEAM	ADJ.	CONF.	ADJ CONF.
Average RPI Loss:	43	RECORD	PCT. RANK	GAMES	SCHEDULE	OF SCHEDULE	RPI	RPI	RPI	RPI
DIV. I ONLY	16- 13	144	8- 2	9	37	54	54	3	3	
DIV. I NON-CONF.	7- 6	165	0- 0	15	71	71	71	4	4	

TOTALS	RPI 1-25	RPI 26-50	W-L RECORDS	RPI 51-100	RPI 101-999	RPI 201+				
16- 13	0- 6	3- 2	OVERALL	5- 5	8- 0	4- 0				
10- 5	0- 2	2- 0	HOME	2- 3	6- 0	3- 0				
5- 6	0- 3	1- 1	AWAY	2- 2	2- 0	1- 0				
1- 2	0- 1	0- 1	NEUTRAL	1- 0	0- 0	0- 0				
7- 6	0- 2	1- 1	NON-CONFERENCE	1- 3	5- 0	3- 0				
4- 3	0- 1	1- 0	HOME	0- 2	3- 0	2- 0				
2- 1	0- 0	0- 0	AWAY	0- 1	2- 0	1- 0				
1- 2	0- 1	0- 1	NEUTRAL	1- 0	0- 0	0- 0				
9- 7	0- 4	2- 1	CONFERENCE	4- 2	3- 0	1- 0				
6- 2	0- 1	1- 0	HOME	2- 1	3- 0	1- 0				
3- 5	0- 3	1- 1	AWAY	2- 1	0- 0	0- 0				
0- 0	0- 0	0- 0	NEUTRAL	0- 0	0- 0	0- 0				

RPI 1-25				RPI 26-50				RPI 51-100				RPI 101+			
RPI	S	Opponent	Score	RPI	S	Opponent	Score	RPI	S	Opponent	Score	RPI	S	Opponent	Score
5	H	Louisville	59 72	34	N	Virginia	72 82	56	A	Purdue	52 44	127	A	Yale	72 68
6	A	Ohio St.	70 85	38	A	Michigan	79 84	56	H	Purdue	72 54	170	H	Northwestern	78 73
6	H	Ohio St.	62 77	41	H	Western Ky.	73 71	61	A	Michigan St.	69 65	174	H	Southern U.	64 49
16	A	Iowa	62 75	43	H	Rutgers	64 58	61	H	Michigan St.	46 68	191	H	Wisconsin	69 55
19	N	Missouri	55 75	46	A	Minnesota	82 70	64	H	Nebraska	83 75	213	H	Arkansas St.	93 51
21	A	Maryland	70 74					74	A	Saint Mary's (CA)	82 88	220	H	Illinois	70 54
								83	N	UAB	71 63	223	H	North Texas	68 63
								87	A	Penn St.	74 77	255	A	Northern Ky.	67 56
								97	H	Auburn	53 65				
								98	H	Chattanooga	61 64				
LAST 12 Division I GAMES:															
				16	A	Iowa	62 75	43	H	Rutgers	64 58				
				46	A	Minnesota	82 70	191	H	Wisconsin	69 55				
				64	H	Nebraska	83 75	61	A	Michigan St.	69 65				
				56	A	Purdue	52 44	21	A	Maryland	70 74				
				220	H	Illinois	70 54	6	H	Ohio St.	62 77				
				170	H	Northwestern	78 73	38	A	Michigan	79 84				

Non-Div I Games:

Indiana

Average RPI Win: 290	WON-LOST RECORD	WINNING PCT. RANK	LAST 10 GAMES	STRENGTH OF SCHEDULE	OPP. STRENGTH OF SCHEDULE	TEAM RPI	ADJ. RPI	CONF. RPI	ADJ CONF. RPI
Average RPI Loss: 137									
DIV. I ONLY	10- 16	234	7- 3	232	248	258	258	24	24
DIV. I NON-CONF.	1- 9	318	0- 0	110	155	286	286	21	21
<hr/>									
TOTALS	RPI 1-25	RPI 26-50	W-L RECORDS	RPI 51-100	RPI 101-999	RPI 201+			
10- 16	0- 0	0- 1	OVERALL	0- 6	10- 9	10- 4			
5- 9	0- 0	0- 1	HOME	0- 3	5- 5	5- 1			
4- 6	0- 0	0- 0	AWAY	0- 2	4- 4	4- 3			
1- 1	0- 0	0- 0	NEUTRAL	0- 1	1- 0	1- 0			
1- 9	0- 0	0- 1	NON-CONFERENCE	0- 3	1- 5	1- 3			
0- 5	0- 0	0- 1	HOME	0- 1	0- 3	0- 1			
0- 3	0- 0	0- 0	AWAY	0- 1	0- 2	0- 2			
1- 1	0- 0	0- 0	NEUTRAL	0- 1	1- 0	1- 0			
9- 7	0- 0	0- 0	CONFERENCE	0- 3	9- 4	9- 1			
5- 4	0- 0	0- 0	HOME	0- 2	5- 2	5- 0			
4- 3	0- 0	0- 0	AWAY	0- 1	4- 2	4- 1			
0- 0	0- 0	0- 0	NEUTRAL	0- 0	0- 0	0- 0			

RPI S Opponent	Score	RPI S Opponent	Score	RPI S Opponent	Score	RPI S Opponent	Score	Team's RPI: 258
		27 H Central Mich.	67 77	59 N South Dakota	59 71	122 H Butler	51 60	
				76 A Drake	64 85	125 H Saint Louis	59 60	
				76 H Drake	51 84	138 A UNI	53 59	
				81 A IUPUI	57 86	138 H UNI	46 56	
				84 H Miami (OH)	56 68	158 H Southern Ill.	45 64	
				90 H Missouri St.	63 77	220 A Illinois	52 81	
						228 H Fla. Atlantic	58 66	
						240 N Montana	57 45	
						248 A Illinois St.	53 63	
						248 H Illinois St.	52 49	
						260 A Bradley	74 70	
						260 H Bradley	65 50	
						295 A Valparaiso	67 54	
						295 H Valparaiso	64 46	
						303 A Loyola Chicago	73 65	
						303 H Loyola Chicago	74 67	
						328 A Ill. -Chicago	46 55	
						349 A Evansville	66 57	
						349 H Evansville	56 48	
LAST 12 Division I GAMES:								
303 H Loyola Chicago	74 67	349 A Evansville	66 57					
295 H Valparaiso	64 46	295 A Valparaiso	67 54					
260 A Bradley	74 70	303 A Loyola Chicago	73 65					
248 A Illinois St.	53 63	248 H Illinois St.	52 49					
76 H Drake	51 84	260 H Bradley	65 50					
138 H UNI	46 56	138 A UNI	53 59					

Non-Div I Games: Missouri S&T 84 51

Indiana St.

Average RPI Win:	348	WON-LOST	WINNING	LAST 10	STRENGTH OF	OPP. STRENGTH	TEAM	ADJ.	CONF.	ADJ CONF.
Average RPI Loss:	193	RECORD	PCT. RANK	GAMES	SCHEDULE	OF SCHEDULE	RPI	RPI	RPI	RPI
DIV. I ONLY	2- 27	344	2- 8	237	284	338	338	28	28	
DIV. I NON-CONF.	0- 11	337	0- 0	118	204	321	321	25	25	

TOTALS	RPI 1-25	RPI 26-50	W-L RECORDS	RPI 51-100	RPI 101-999	RPI 201+				
2- 27	0- 0	0- 2	OVERALL	0- 5	2- 20	2- 13				
1- 13	0- 0	0- 1	HOME	0- 2	1- 10	1- 6				
1- 14	0- 0	0- 1	AWAY	0- 3	1- 10	1- 7				
0- 0	0- 0	0- 0	NEUTRAL	0- 0	0- 0	0- 0				
0- 11	0- 0	0- 0	NON-CONFERENCE	0- 5	0- 6	0- 3				
0- 5	0- 0	0- 0	HOME	0- 2	0- 3	0- 1				
0- 6	0- 0	0- 0	AWAY	0- 3	0- 3	0- 2				
0- 0	0- 0	0- 0	NEUTRAL	0- 0	0- 0	0- 0				
2- 16	0- 0	0- 2	CONFERENCE	0- 0	2- 14	2- 10				
1- 8	0- 0	0- 1	HOME	0- 0	1- 7	1- 5				
1- 8	0- 0	0- 1	AWAY	0- 0	1- 7	1- 5				
0- 0	0- 0	0- 0	NEUTRAL	0- 0	0- 0	0- 0				

RPI	S	Opponent	Score	RPI	S	Opponent	Score	RPI	S	Opponent	Score	RPI	S	Opponent	Score
42	A	Qui nni pi ac	47 90	63	H	Toledo	57 74	156	H	Kansas	58 72				
42	H	Qui nni pi ac	38 74	72	A	Duquesne	59 80	176	A	Marist	55 75				
				73	A	Fordham	48 78	176	H	Marist	45 55				
				93	H	Bucknell	53 60	180	A	Stony Brook	46 63				
				100	A	Jacksonville	62 71	195	H	Temple	54 59				
								199	A	Siena	51 64				
								199	H	Siena	48 70				
								229	A	Niagara	59 73				
								238	H	Hofstra	43 68				
								252	A	St. Francis Brooklyn	63 72				
								259	A	Manhattan	63 67				
								259	H	Manhattan	48 57				
								263	A	Rider	53 80				
								263	H	Rider	49 62				
								267	A	Fairfield	39 59				
								267	H	Fairfield	68 78				
								275	A	Arizona	58 71				
								279	H	Canisius	49 53				
								291	A	Monmouth	56 68				
								291	H	Monmouth	56 62				
								348	A	Saint Peter's	55 31				
								348	H	Saint Peter's	52 42				
LAST 12 Division I GAMES:															
267	A	Fairfield	39 59	42	A	Qui nni pi ac	47 90								
176	H	Marist	45 55	176	A	Marist	55 75								
259	H	Manhattan	48 57	348	H	Saint Peter's	52 42								
348	A	Saint Peter's	55 31	263	H	Rider	49 62								
263	A	Rider	53 80	291	A	Monmouth	56 68								
267	H	Fairfield	68 78	199	H	Siena	48 70								

Non-Div I Games:

Iona

Average RPI Win:	118	WON-LOST	WINNING	LAST 10	STRENGTH OF	OPP. STRENGTH	TEAM	ADJ.	CONF.	ADJ CONF.
Average RPI Loss:	43	RECORD	PCT. RANK	GAMES	SCHEDULE	OF SCHEDULE	RPI	RPI	RPI	RPI
DIV. I ONLY	23- 6	28	8- 2	20	54	16	16	3	3	
DIV. I NON-CONF.	12- 1	6	0- 0	37	77	11	11	4	4	

TOTALS	RPI 1-25	RPI 26-50	W-L RECORDS	RPI 51-100	RPI 101-999	RPI 201+				
23- 6	1- 2	6- 1	OVERALL	4- 3	12- 0	3- 0				
13- 3	1- 1	4- 0	HOME	3- 2	5- 0	1- 0				
7- 3	0- 1	1- 1	AWAY	1- 1	5- 0	1- 0				
3- 0	0- 0	1- 0	NEUTRAL	0- 0	2- 0	1- 0				
12- 1	0- 1	3- 0	NON-CONFERENCE	1- 0	8- 0	2- 0				
7- 1	0- 1	2- 0	HOME	1- 0	4- 0	1- 0				
2- 0	0- 0	0- 0	AWAY	0- 0	2- 0	0- 0				
3- 0	0- 0	1- 0	NEUTRAL	0- 0	2- 0	1- 0				
11- 5	1- 1	3- 1	CONFERENCE	3- 3	4- 0	1- 0				
6- 2	1- 0	2- 0	HOME	2- 2	1- 0	0- 0				
5- 3	0- 1	1- 1	AWAY	1- 1	3- 0	1- 0				
0- 0	0- 0	0- 0	NEUTRAL	0- 0	0- 0	0- 0				

Iowa

Iowa

RPI	S	Opponent	Score	RPI	S	Opponent	Score	RPI	S	Opponent	Score	RPI	S	Opponent	Score
6	H	Ohio St.	103 89	38	H	Michigan	82 72	54	H	Indiana	75 62	116	A	Iowa St.	61 55
7	H	Florida St.	93 94	41	H	Western Ky.	104 97	56	H	Purdue	70 76	117	H	Western Mich.	79 56
21	A	Maryland	64 80	42	H	Quinnipiac	83 67	61	A	Michigan St.	71 68	121	H	Northern Ill.	105 80
				43	A	Rutgers	77 67	64	A	Nebraska	65 74	138	A	UNI	71 47
				46	A	Minnesota	72 77	64	H	Nebraska	74 92	153	N	Charlotte	77 64
				46	H	Minnesota	92 84	76	H	Drake	79 66	170	A	Northwestern	70 61
				47	N	Elon	74 61	87	H	Penn St.	80 76	171	H	Samford	80 59

LAST 12 Division I GAMES:															
54	H	Indiana	75 62	61	A	Michigan St.	71 68	191	H	Wisconsin	88 61	220	A	Illinois	84 71
43	A	Rutgers	77 67	64	H	Nebraska	74 92	170	A	Northwestern	70 61	264	N	Morgan St.	90 46
191	H	Wisconsin	88 61	6	H	Ohio St.	103 89	87	H	Penn St.	80 76	331	H	Ark.-Pine Bluff	85 45
46	H	Minnesota	92 84	46	A	Minnesota	72 77	46	H	Minnesota	92 84				

Non-Div I Games:

Iowa

Average RPI Win: 177

Average RPI Loss: 52

WON-LOST
RECORDWINNING
PCT. RANKLAST 10
GAMESSTRENGTH OF
SCHEDULEOPP. STRENGTH
OF SCHEDULETEAM
RPIADJ.
RPICONF.
RPIADJ CONF.
RPIDIV. I ONLY
DIV. I NON-CONF.12- 16
6- 5217
1534- 6
0- 032
13428
80116
144116
1444
54
5

TOTALS

RPI 1-25

RPI 26-50

W-L RECORDS

RPI 51-100

RPI 101-999

RPI 201+

12- 16

0- 5

1- 4

OVERALL

3- 5

8- 2

6- 0

7- 8

0- 3

0- 2

HOME

1- 3

6- 0

5- 0

4- 7

0- 2

1- 1

AWAY

2- 2

1- 2

1- 0

1- 1

0- 0

0- 1

NEUTRAL

0- 0

1- 0

0- 0

6- 5

0- 1

0- 1

NON-CONFERENCE

1- 1

5- 2

4- 0

5- 1

0- 1

0- 0

HOME

1- 0

4- 0

4- 0

0- 3

0- 0

0- 0

AWAY

0- 1

0- 2

0- 0

1- 1

0- 0

0- 1

NEUTRAL

0- 0

1- 0

0- 0

6- 11

0- 4

1- 3

CONFERENCE

2- 4

3- 0

2- 0

2- 7

0- 2

0- 2

HOME

0- 3

2- 0

1- 0

4- 4

0- 2

1- 1

AWAY

2- 1

1- 0

1- 0

0- 0

0- 0

0- 0

NEUTRAL

0- 0

0- 0

0- 0

RPI 1-25

RPI 26-50

RPI 51-100

RPI 101+

Team's RPI: 116

RPI	S	Opponent	Score
4	A	Bayl or	49 89
4	H	Bayl or	50 79
11	A	Texas	55 87
11	H	Texas	59 72
16	H	Iowa	55 61

RPI	S	Opponent	Score
27	N	Central Mich.	60 81
30	A	Okl ahoma	71 80
30	H	Okl ahoma	69 74
48	A	Okl ahoma St.	78 69
48	H	Okl ahoma St.	73 81

RPI	S	Opponent	Score
59	H	South Dakota	81 76
68	A	West Vi rgi ni a	49 57
68	H	West Vi rgi ni a	59 69
76	A	Drake	80 83
78	A	TCU	66 63
78	H	TCU	52 75
91	A	Kansas St.	80 45
91	H	Kansas St.	60 67

RPI	S	Opponent	Score
129	N	Tul ane	67 64
136	A	Vanderbi l t	74 77
138	A	UNI	53 57
156	H	Kansas	71 69
231	H	Ni chol l s St.	75 47
241	A	Texas Tech	66 54
241	H	Texas Tech	69 57
246	H	UC Ri versi de	89 66
281	H	UMKC	61 45
321	H	N. C. Central	99 58

LAST 12 Di v i s i o n I GAMES:

11	H	Texas	59 72	78	H	TCU	52 75
30	A	Okl ahoma	71 80	11	A	Texas	55 87
241	H	Texas Tech	69 57	48	A	Okl ahoma St.	78 69
78	A	TCU	66 63	68	H	West Vi rgi ni a	59 69
48	H	Okl ahoma St.	73 81	4	H	Bayl or	50 79
91	A	Kansas St.	80 45	241	A	Texas Tech	66 54

Non-Di v I Games:

Iowa St.

■ Loss,
 ■ Non-Conf,
 ■ S Site,
 ■ Home
 ■ A Away
 N Neutral

Average RPI Win: 303

Average RPI Loss: 247

WON-LOST
RECORDWINNING
PCT. RANKLAST 10
GAMESSTRENGTH OF
SCHEDULEOPP. STRENGTH
OF SCHEDULETEAM
RPIADJ.
RPICONF.
RPIADJ CONF.
RPIDIV. I ONLY
DIV. I NON-CONF.10- 11
2- 3195
2144- 6
0- 0349
349346
296320
344320
34432
3232
32

TOTALS

RPI 1-25

RPI 26-50

W-L RECORDS

RPI 51-100

RPI 101-999

RPI 201+

10- 11

0- 0

0- 0

OVERALL

0- 0

10- 11

10- 8

6- 4

0- 0

0- 0

HOME

0- 0

6- 4

6- 3

4- 7

0- 0

0- 0

AWAY

0- 0

4- 0

4- 0

0- 0

0- 0

0- 0

NEUTRAL

0- 0

0- 0

0- 0

2- 3

0- 0

0- 0

NON-CONFERENCE

0- 0

2- 3

2- 2

0- 1

0- 0

0- 0

HOME

0- 0

0- 1

0- 1

2- 2

0- 0

0- 0

AWAY

0- 0

2- 2

2- 1

0- 0

0- 0

0- 0

NEUTRAL

0- 0

0- 0

0- 0

8- 8

0- 0

0- 0

CONFERENCE

0- 0

8- 8

8- 6

6- 3

0- 0

0- 0

HOME

0- 0

6- 3

6- 2

2- 5

0- 0

0- 0

AWAY

0- 0

2- 5

2- 4

0- 0

0- 0

0- 0

NEUTRAL

0- 0

0- 0

0- 0

RPI 1-25

RPI 26-50

RPI 51-100

RPI 101+

Team's RPI: 320

RPI S Opponent Score

RPI S Opponent Score

RPI S Opponent Score

RPI S Opponent Score

174 A Southern U. 76 86

174 H Southern U. 58 68

189 A Memphis 53 64

227 A Grambling 89 93

227 H Grambling 82 70

231 H Nicholls St. 64 90

234 A Texas Southern 66 71

234 H Texas Southern 74 77

247 A Prairie View 73 85

247 H Prairie View 70 61

296 A Alcorn 74 51

296 H Alcorn 94 69

307 H Alabama St. 70 61

318 H Alabama A&M 59 43

328 A Ill. -Chicago 76 63

331 A Ark. -Pine Bluff 60 54

331 H Ark. -Pine Bluff 60 66

336 A Sam Houston St. 68 74

339 A Mississippi Val. 61 72

339 H Mississippi Val. 68 67

345 A Chicago St. 87 69

LAST 12 Division I GAMES:

331 H Ark. -Pine Bluff 60 66 296 H Alcorn 94 69

339 H Mississippi Val. 68 67 331 A Ark. -Pine Bluff 60 54

227 A Grambling 89 93 339 A Mississippi Val. 61 72

247 A Prairie View 73 85 227 H Grambling 82 70

234 A Texas Southern 66 71 247 H Prairie View 70 61

174 H Southern U. 58 68 234 H Texas Southern 74 77

Non-Div I Games:

Philerander Smith

88 56

Millsaps

79 41

LSU-Shreveport

85 86

Spring Hill

77 50

Jackson St.

Average RPI Win:	264	WON-LOST	WINNING	LAST 10	STRENGTH OF	OPP. STRENGTH	TEAM	ADJ.	CONF.	ADJ CONF.
Average RPI Loss:	77	RECORD	PCT. RANK	GAMES	SCHEDULE	OF SCHEDULE	RPI	RPI	RPI	RPI
DIV. I ONLY	19- 7	54	8- 2	279	226	100	100	23	23	
DIV. I NON-CONF.	7- 5	132	0- 0	223	163	109	109	22	22	

TOTALS	RPI 1-25	RPI 26-50	W-L RECORDS	RPI 51-100	RPI 101-999	RPI 201+				
19- 7	0- 2	0- 0	OVERALL	0- 3	19- 2	15- 0				
9- 1	0- 0	0- 0	HOME	0- 1	9- 0	8- 0				
9- 6	0- 2	0- 0	AWAY	0- 2	9- 2	6- 0				
1- 0	0- 0	0- 0	NEUTRAL	0- 0	1- 0	1- 0				
7- 5	0- 2	0- 0	NON-CONFERENCE	0- 1	7- 2	5- 0				
3- 0	0- 0	0- 0	HOME	0- 0	3- 0	3- 0				
3- 5	0- 2	0- 0	AWAY	0- 1	3- 2	1- 0				
1- 0	0- 0	0- 0	NEUTRAL	0- 0	1- 0	1- 0				
12- 2	0- 0	0- 0	CONFERENCE	0- 2	12- 0	10- 0				
6- 1	0- 0	0- 0	HOME	0- 1	6- 0	5- 0				
6- 1	0- 0	0- 0	AWAY	0- 1	6- 0	5- 0				
0- 0	0- 0	0- 0	NEUTRAL	0- 0	0- 0	0- 0				

RPI 1-25				RPI 26-50				RPI 51-100 Team's RPI: 100				RPI 101+			
RPI	S	Opponent	Score	RPI	S	Opponent	Score	RPI	S	Opponent	Score	RPI	S	Opponent	Score
7	A	Florida St.	50 82					51	A	FGCU	58 63	126	A	Bethune-Cookman	68 58
20	A	NC State	44 64					51	H	FGCU	63 65	157	A	Florida	59 69
								86	A	Alabama	60 75	167	A	South Ala.	60 58
												168	A	Troy	88 89
												185	A	Stetson	61 54
												185	H	Stetson	73 63
												231	A	Nicholls St.	69 61
												250	A	North Florida	66 48
												250	H	North Florida	64 43
												255	N	Northern Ky.	61 49
												262	A	Lipscomb	70 63
												262	H	Lipscomb	70 48
												291	H	Monmouth	74 65
												293	A	USC Upstate	71 45
												293	H	USC Upstate	65 49
												300	A	Kennesaw St.	67 49
												300	H	Kennesaw St.	84 49
												338	H	Iona	71 62
												341	A	NJIT	88 58
												341	H	NJIT	73 53
												342	H	Savannah St.	74 46

LAST 12 Division I GAMES:															
250	H	North Florida	64 43	51	H	FGCU	63 65	185	H	Stetson	73 63				
341	H	NJIT	73 53	51	A	FGCU	58 63	293	A	USC Upstate	71 45				
293	H	USC Upstate	65 49	293	A	USC Upstate	71 45	341	A	NJIT	88 58				
262	A	Lipscomb	70 63	300	A	Kennesaw St.	67 49	300	H	Kennesaw St.	84 49				
300	A	Kennesaw St.	67 49	185	A	Stetson	61 54								

Non-Div I Games: Flagler 79 52 Edward Waters 79 58 Webber Int'l 64 43

Jacksonville

Average RPI Win:	274	WON-LOST	WINNING	LAST 10	STRENGTH OF	OPP. STRENGTH	TEAM	ADJ.	CONF.	ADJ CONF.
Average RPI Loss:	162	RECORD	PCT. RANK	GAMES	SCHEDULE	OF SCHEDULE	RPI	RPI	RPI	RPI
DIV. I ONLY	16- 11	120	6- 4	283	291	183	183	25	25	
DIV. I NON-CONF.	4- 5	202	0- 0	269	202	223	223	27	27	

TOTALS	RPI 1-25	RPI 26-50	W-L RECORDS	RPI 51-100	RPI 101-999	RPI 201+				
16- 11	0- 1	0- 0	OVERALL	0- 3	16- 7	14- 3				
8- 4	0- 1	0- 0	HOME	0- 1	8- 2	7- 1				
7- 7	0- 0	0- 0	AWAY	0- 2	7- 1	6- 0				
1- 0	0- 0	0- 0	NEUTRAL	0- 0	1- 0	1- 0				
4- 5	0- 1	0- 0	NON-CONFERENCE	0- 1	4- 3	4- 1				
2- 1	0- 1	0- 0	HOME	0- 0	2- 0	2- 0				
1- 4	0- 0	0- 0	AWAY	0- 1	1- 3	1- 1				
1- 0	0- 0	0- 0	NEUTRAL	0- 0	1- 0	1- 0				
12- 6	0- 0	0- 0	CONFERENCE	0- 2	12- 4	10- 2				
6- 3	0- 0	0- 0	HOME	0- 1	6- 2	5- 1				
6- 3	0- 0	0- 0	AWAY	0- 1	6- 2	5- 1				
0- 0	0- 0	0- 0	NEUTRAL	0- 0	0- 0	0- 0				

RPI 1-25				RPI 26-50				RPI 51-100				RPI 101+				Team's RPI: 183
RPI	S	Opponent	Score	RPI	S	Opponent	Score	RPI	S	Opponent	Score	RPI	S	Opponent	Score	
7	H	Florida St.	51 75					67	A	Bel mont	55 71	124	A	Seton Hall	54 73	
								67	H	Bel mont	35 66	155	A	Clemson	45 53	
								84	A	Mi ami (OH)	55 58	164	A	SIUE	41 65	
												177	H	UT Martin	57 61	
												187	A	Morehead St.	67 65	
												187	H	Morehead St.	70 64	
												203	N	East Carolina	82 73	
												219	H	Southeast Mo. St.	55 48	
												237	A	New Orleans	59 54	
												242	A	Austin Peay	51 50	
												242	H	Austin Peay	65 47	
												297	A	Murray St.	59 55	
												297	H	Murray St.	97 65	
												308	A	Georgia St.	41 55	
												312	A	Eastern Ky.	44 48	
												312	H	Eastern Ky.	65 51	
												313	A	Tennessee Tech	73 59	
												313	H	Tennessee Tech	58 60	
												318	H	Alabama A&M	49 33	
												329	A	Tennessee St.	75 56	
												329	H	Tennessee St.	62 61	
												333	H	Rhode Island	63 53	
												346	A	Eastern Ill.	59 50	

LAST 12 Division I GAMES:																
313	A	Tennessee Tech	73 59	164	A	SIUE	41 65									
67	H	Belmont	35 66	346	A	Eastern Ill.	59 50									
242	A	Austin Peay	51 50	219	H	Southeast Mo. St.	55 48									
297	A	Murray St.	59 55	177	H	UT Martin	57 61									
329	H	Tennessee St.	62 61	312	A	Eastern Ky.	44 48									
313	H	Tennessee Tech	58 60	187	A	Morehead St.	67 65									

Non-Div I Games: Stillman 93 38 Brewton-Parker 103 44

Jacksonville St.

Loss,
Non-Conf,
S Site,
H Home
A Away
N Neutral

Average RPI Win:	201	WON-LOST	WINNING	LAST 10	STRENGTH OF	OPP. STRENGTH	TEAM	ADJ.	CONF.	ADJ CONF.
Average RPI Loss:	47	RECORD	PCT. RANK	GAMES	SCHEDULE	OF SCHEDULE	RPI	RPI	RPI	RPI
DIV. I ONLY	19- 9	76	8- 2	81	105	66	66	10	10	
DIV. I NON-CONF.	4- 7	226	0- 0	58	24	164	164	12	12	

TOTALS	RPI 1-25	RPI 26-50	W-L RECORDS	RPI 51-100	RPI 101-999	RPI 201+				
19- 9	0- 2	2- 5	OVERALL	1- 1	16- 1	11- 0				
11- 3	0- 1	2- 1	HOME	1- 0	8- 1	6- 0				
8- 5	0- 1	0- 3	AWAY	0- 1	8- 0	5- 0				
0- 1	0- 0	0- 1	NEUTRAL	0- 0	0- 0	0- 0				
4- 7	0- 2	0- 3	NON-CONFERENCE	1- 1	3- 1	3- 0				
3- 3	0- 1	0- 1	HOME	1- 0	2- 1	2- 0				
1- 3	0- 1	0- 1	AWAY	0- 1	1- 0	1- 0				
0- 1	0- 0	0- 1	NEUTRAL	0- 0	0- 0	0- 0				
15- 2	0- 0	2- 2	CONFERENCE	0- 0	13- 0	8- 0				
8- 0	0- 0	2- 0	HOME	0- 0	6- 0	4- 0				
7- 2	0- 0	0- 2	AWAY	0- 0	7- 0	4- 0				
0- 0	0- 0	0- 0	NEUTRAL	0- 0	0- 0	0- 0				

RPI 1-25				RPI 26-50				RPI 51-100				Team's RPI: 66	RPI 101+			
RPI	S	Opponent	Score	RPI	S	Opponent	Score	RPI	S	Opponent	Score		RPI	S	Opponent	Score
7	H	Florida St.	63 79	26	N	Villanova	57 60	70	A	St. John's (NY)	64 81		114	A	Delaware	56 53
9	A	Tennessee	60 89	31	A	Dayton	54 82	85	H	Liberty	58 47		114	H	Delaware	67 56
				43	H	Rutgers	63 76						135	A	Northeastern	60 57
				47	A	Elon	43 50						135	H	Northeastern	72 43
				47	H	Elon	70 67						141	H	Saint Joseph's	66 73
				49	A	Drexel	71 73						159	A	William & Mary	86 41
				49	H	Drexel	56 48						238	A	Hofstra	55 42

LAST 12 Division I GAMES:																
				114	H	Delaware	67 56	47	A	Elon	43 50					
				49	A	Drexel	71 73	159	A	William & Mary	86 41					
				256	H	UNCW	65 48	273	H	Col. of Charleston	67 53					
				114	A	Delaware	56 53	238	H	Hofstra	73 56					
				266	A	Towson	64 55	256	A	UNCW	63 48					
				135	H	Northeastern	72 43	273	A	Col. of Charleston	67 45					

Non-Div I Games:

James Madison

Average RPI Win: 201
Average RPI Loss: 64

WON-LOST
RECORD

WINNING
PCT. RANK

LAST 10
GAMES

STRENGTH OF
SCHEDULE

OPP. STRENGTH
OF SCHEDULE

TEAM
RPI

ADJ.
RPI

CONF.
RPI

ADJ CONF.
RPI

DIV. I ONLY	12- 16	217	1- 9	71	65	156	156	4	4
DIV. I NON-CONF.	9- 2	33	0- 0	241	273	100	100	5	5

TOTALS	RPI 1-25	RPI 26-50	W-L RECORDS	RPI 51-100	RPI 101-999	RPI 201+			
12- 16	0- 4	1- 3	OVERALL	1- 7	10- 2	7- 1			
10- 7	0- 2	1- 1	HOME	1- 3	8- 1	5- 1			
2- 9	0- 2	0- 2	AWAY	0- 4	2- 1	2- 0			
0- 0	0- 0	0- 0	NEUTRAL	0- 0	0- 0	0- 0			
9- 2	0- 0	0- 0	NON-CONFERENCE	0- 2	9- 0	6- 0			
8- 1	0- 0	0- 0	HOME	0- 1	8- 0	5- 0			
1- 1	0- 0	0- 0	AWAY	0- 1	1- 0	1- 0			
0- 0	0- 0	0- 0	NEUTRAL	0- 0	0- 0	0- 0			
3- 14	0- 4	1- 3	CONFERENCE	1- 5	1- 2	1- 1			
2- 6	0- 2	1- 1	HOME	1- 2	0- 1	0- 1			
1- 8	0- 2	0- 2	AWAY	0- 3	1- 1	1- 0			
0- 0	0- 0	0- 0	NEUTRAL	0- 0	0- 0	0- 0			

RPI 1-25				RPI 26-50				RPI 51-100				RPI 101+ Team's RPI: 156			
RPI	S	Opponent	Score	RPI	S	Opponent	Score	RPI	S	Opponent	Score	RPI	S	Opponent	Score
4	A	Bayl or	51 88	30	A	Okl ahoma	64 97	64	H	Nebraska	49 66	102	H	Ri ce	73 65
4	H	Bayl or	48 83	30	H	Okl ahoma	52 72	68	A	West Vi rgi ni a	46 76	116	A	Iowa St.	69 71
11	A	Texas	62 79	48	A	Okl ahoma St.	63 92	68	H	West Vi rgi ni a	54 74	127	H	Yal e	81 75
11	H	Texas	41 55	48	H	Okl ahoma St.	66 59	70	A	St. John's (NY)	53 65	139	H	Arkansas	71 60
								78	A	TCU	66 76	219	H	Southeast Mo. St.	51 50
								78	H	TCU	86 77	234	H	Texas Southern	72 37
								91	A	Kansas St.	67 91	241	A	Texas Tech	60 47
								91	H	Kansas St.	59 63	241	H	Texas Tech	56 68
												269	H	Campbel l	66 48
												281	H	UMKC	63 48
												334	H	Del aware St.	81 49
												338	A	Iona	72 58
LAST 12 Di vi si on I GAMES:															
91	A	Kansas St.	67 91	11	H	Texas	41 55	91	H	Kansas St.	59 63				
48	H	Okl ahoma St.	66 59	30	A	Okl ahoma	64 97	78	A	TCU	66 76				
4	A	Bayl or	51 88	46	A	West Vi rgi ni a	46 76	241	H	Texas Tech	56 68				
68	A	West Vi rgi ni a	52 72	63	A	Okl ahoma St.	63 92	11	A	Texas	62 79				

Non-Di v I Games:

Kansas

Loss, Non-Conf, S Site, H Home A Away N Neutral

Average RPI Win: 177

Average RPI Loss: 46

WON-LOST
RECORDWINNING
PCT. RANKLAST 10
GAMESSTRENGTH OF
SCHEDULEOPP. STRENGTH
OF SCHEDULETEAM
RPIADJ.
RPICONF.
RPIADJ CONF.
RPI

DIV. I ONLY	15- 14	171	4- 6	35	62	91	91	4	4
DIV. I NON-CONF.	8- 3	65	0- 0	93	257	78	78	5	5

TOTALS	RPI 1-25	RPI 26-50	W-L RECORDS	RPI 51-100	RPI 101-999	RPI 201+			
15- 14	0- 6	1- 3	OVERALL	2- 3	12- 2	6- 0			
9- 7	0- 2	1- 1	HOME	0- 2	8- 2	4- 0			
5- 6	0- 3	0- 2	AWAY	1- 1	4- 0	2- 0			
1- 1	0- 1	0- 0	NEUTRAL	1- 0	0- 0	0- 0			
8- 3	0- 2	0- 0	NON-CONFERENCE	1- 0	7- 1	4- 0			
6- 1	0- 0	0- 0	HOME	0- 0	6- 1	3- 0			
1- 1	0- 1	0- 0	AWAY	0- 0	1- 0	1- 0			
1- 1	0- 1	0- 0	NEUTRAL	1- 0	0- 0	0- 0			
7- 11	0- 4	1- 3	CONFERENCE	1- 3	5- 1	2- 0			
3- 6	0- 2	1- 1	HOME	0- 2	2- 1	1- 0			
4- 5	0- 2	0- 2	AWAY	1- 1	3- 0	1- 0			
0- 0	0- 0	0- 0	NEUTRAL	0- 0	0- 0	0- 0			

RPI 1-25				RPI 26-50				RPI 51-100				RPI 101+			
RPI	S	Opponent	Score	RPI	S	Opponent	Score	RPI	S	Opponent	Score	RPI	S	Opponent	Score
4	A	Bayl or	50 75	30	A	Okl ahoma	49 68	68	A	West Vi rgi ni a	60 52	103	H	Little Rock	66 51
4	H	Bayl or	58 88	30	H	Okl ahoma	71 76	68	H	West Vi rgi ni a	66 75	116	A	Iowa St.	67 60
10	N	UCLA	55 64	48	A	Okl ahoma St.	68 76	78	A	TCU	70 87	116	H	Iowa St.	45 80
11	A	Texas	54 76	48	H	Okl ahoma St.	80 64	78	H	TCU	63 68	123	H	SFA	74 49
11	H	Texas	64 75					87	N	Penn St.	70 65	138	H	UNI	71 72
19	A	Missouri	59 73									156	A	Kansas	63 59
												156	H	Kansas	91 67
												169	H	UT Arlington	70 56
												223	A	North Texas	55 54
												239	H	Omaha	81 60
												241	A	Texas Tech	86 63
												241	H	Texas Tech	83 69
												344	H	Florida A&M	81 57
												345	H	Chi cago St.	99 51

LAST 12 Division I GAMES:															
241	A	Texas Tech	86 63	116	H	Iowa St.	45 80	30	A	Okl ahoma	49 68	156	A	Kansas	63 59
156	H	Kansas	91 67	78	A	TCU	70 87	4	A	Bayl or	50 75	78	H	TCU	63 68
68	H	West Vi rgi ni a	66 75	11	A	Texas	54 76	30	H	Okl ahoma	71 76				
78	A	TCU	70 87	241	H	Texas Tech	83 69								

Non-Div I Games:

Kansas St.

Loss,
Non-Conf,
S Site,
H Home
A Away
N Neutral

Average RPI Win:	292	WON-LOST	WINNING	LAST 10	STRENGTH OF	OPP. STRENGTH	TEAM	ADJ.	CONF.	ADJ CONF.
Average RPI Loss:	164	RECORD	PCT. RANK	GAMES	SCHEDULE	OF SCHEDULE	RPI	RPI	RPI	RPI
DIV. I ONLY	6- 18	296	3- 7	282	201	300	300	23	23	
DIV. I NON-CONF.	3- 7	254	0- 0	275	76	251	251	22	22	

TOTALS	RPI 1-25	RPI 26-50	W-L RECORDS	RPI 51-100	RPI 101-999	RPI 201+				
6- 18	0- 1	0- 0	OVERALL	0- 6	6- 11	5- 7				
3- 6	0- 0	0- 0	HOME	0- 2	3- 4	2- 4				
3- 10	0- 0	0- 0	AWAY	0- 3	3- 7	3- 3				
0- 2	0- 1	0- 0	NEUTRAL	0- 1	0- 0	0- 0				
3- 7	0- 1	0- 0	NON-CONFERENCE	0- 2	3- 4	3- 1				
1- 1	0- 0	0- 0	HOME	0- 0	1- 1	1- 1				
2- 4	0- 0	0- 0	AWAY	0- 1	2- 3	2- 0				
0- 2	0- 1	0- 0	NEUTRAL	0- 1	0- 0	0- 0				
3- 11	0- 0	0- 0	CONFERENCE	0- 4	3- 7	2- 6				
2- 5	0- 0	0- 0	HOME	0- 2	2- 3	1- 3				
1- 6	0- 0	0- 0	AWAY	0- 2	1- 4	1- 3				
0- 0	0- 0	0- 0	NEUTRAL	0- 0	0- 0	0- 0				

RPI 1-25				RPI 26-50				RPI 51-100				RPI 101+ Team's RPI: 300			
RPI	S	Opponent	Score	RPI	S	Opponent	Score	RPI	S	Opponent	Score	RPI	S	Opponent	Score
21	N	Maryland	35 89					51	A	FGCU	51 78	155	A	Clemson	28 41
								51	H	FGCU	57 78	165	A	Ole Miss	63 92
								65	A	Georgia Tech	48 86	175	A	Furman	59 78
								77	N	Maine	39 75	185	A	Stetson	53 96
								100	A	Jacksonville	49 84	185	H	Stetson	66 49
								100	H	Jacksonville	49 67	203	H	East Carolina	56 66
												250	A	North Florida	72 77
												250	H	North Florida	44 68
												251	A	Presbyterian	60 51
												262	A	Lipscomb	52 69
												262	H	Lipscomb	62 64
												293	A	USC Upstate	61 65
												293	H	USC Upstate	64 70
												308	H	Georgia St.	71 61
												326	A	Ga. Southern	60 58
												341	A	NJIT	61 58
												341	H	NJIT	80 65

LAST 12 Division I GAMES:															
262	A	Lipscomb	52 69	293	H	USC Upstate	64 70								
51	A	FGCU	51 78	341	H	NJIT	80 65								
185	A	Stetson	53 96	293	A	USC Upstate	61 65								
250	H	North Florida	44 68	185	H	Stetson	66 49								
100	H	Jacksonville	49 67	51	H	FGCU	57 78								
341	A	NJIT	61 58	100	A	Jacksonville	49 84								

Non-Div I Games: Middle Ga. St. 81 65

Kennesaw St.

Average RPI	Win:	213	WON-LOST	WINNING	LAST 10	STRENGTH OF	OPP. STRENGTH	TEAM	ADJ.	CONF.	ADJ CONF.
Average RPI	Loss:	84	RECORD	PCT. RANK	GAMES	SCHEDULE	OF SCHEDULE	RPI	RPI	RPI	RPI
DIV. I ONLY		12- 16	217	3- 7	129	88	162	162	7	7	
DIV. I NON-CONF.		7- 5	132	0- 0	129	116	97	97	8	8	

TOTALS	RPI 1-25		RPI 26-50		W-L RECORDS	RPI 51-100		RPI 101-999		RPI 201+	
12- 16	0- 2		0- 4		OVERALL	1- 5		11- 5		8- 2	
4- 6	0- 0		0- 1		HOME	0- 3		4- 2		4- 0	
6- 7	0- 0		0- 0		AWAY	1- 1		5- 1		3- 0	
2- 3	0- 1		0- 1		NEUTRAL	0- 1		2- 0		1- 0	
7- 5	0- 1		0- 2		NON-CONFERENCE	0- 2		7- 0		4- 0	
1- 1	0- 0		0- 0		HOME	0- 1		1- 0		1- 0	
4- 1	0- 0		0- 1		AWAY	0- 0		4- 0		2- 0	
2- 3	0- 1		0- 1		NEUTRAL	0- 1		2- 0		1- 0	
5- 11	0- 1		0- 2		CONFERENCE	1- 3		4- 5		4- 2	
3- 5	0- 0		0- 1		HOME	0- 2		3- 2		3- 0	
2- 6	0- 1		0- 1		AWAY	1- 1		1- 3		1- 2	
0- 0	0- 0		0- 0		NEUTRAL	0- 0		0- 0		0- 0	

RPI 1-25				RPI 26-50				RPI 51-100				RPI 101+ Team's RPI: 162			
RPI	S	Opponent	Score	RPI	S	Opponent	Score	RPI	S	Opponent	Score	RPI	S	Opponent	Score
13	A	Buffalo	42 80	27	A	Central Mi ch.	84 88	51	N	FGCU	62 80	117	H	Western Mi ch.	61 66
15	N	Stanford	54 79	36	H	Ball St.	58 79	63	A	Tol edo	62 55	121	A	Northern Ill.	79 81
				38	A	Mi chi gan	41 54	82	A	Oh i o	78 79	121	H	Northern Ill.	62 72
				39	N	Gonzaga	57 77	82	H	Oh i o	65 78	128	A	Robert Morris	46 31
								84	H	Mi ami (OH)	59 65	152	A	Youngstown St.	55 44
								95	H	Wright St.	60 72	189	N	Memphi s	70 55
												207	A	Bowl ing Green	50 60
												207	H	Bowl ing Green	81 57
												211	A	Eastern Mi ch.	67 60
												211	H	Eastern Mi ch.	76 69
												216	A	Akron	60 75
												216	H	Akron	60 55
												255	A	Northern Ky.	59 54
												287	N	Southeastern La.	81 60
												312	A	Eastern Ky.	65 57
												319	H	Detroi t Mercy	82 74

LAST 12 Division I GAMES:															
216	H	Akron	60 55	207	H	Bowl ing Green	81 57								
82	A	Oh i o	78 79	216	A	Akron	60 75								
84	H	Mi ami (OH)	59 65	63	A	Tol edo	62 55								
82	H	Oh i o	65 78	36	H	Ball St.	58 79								
13	A	Buffal o	42 80	207	A	Bowl ing Green	50 60								
121	H	Northern Ill.	62 72	27	A	Central Mi ch.	84 88								

Non-Div I Games:

Kent St.

Average RPI	Win:	199	WON-LOST	WINNING	LAST 10	STRENGTH OF	OPP. STRENGTH	TEAM	ADJ.	CONF.	ADJ CONF.
Average RPI	Loss:	33	RECORD	PCT. RANK	GAMES	SCHEDULE	OF SCHEDULE	RPI	RPI	RPI	RPI
DIV. I ONLY		14- 16	196	5- 5	16	53	89	89	2	2	
DIV. I NON-CONF.		8- 6	143	0- 0	102	139	113	113	2	2	

TOTALS	RPI 1-25		RPI 26-50		W-L RECORDS	RPI 51-100		RPI 101-999		RPI 201+	
14- 16	0- 10		0- 2		OVERALL	2- 2		12- 2		6- 0	
9- 7	0- 5		0- 2		HOME	2- 0		7- 0		5- 0	
5- 9	0- 5		0- 0		AWAY	0- 2		5- 2		1- 0	
0- 0	0- 0		0- 0		NEUTRAL	0- 0		0- 0		0- 0	
8- 6	0- 2		0- 1		NON-CONFERENCE	0- 2		8- 1		6- 0	
6- 2	0- 1		0- 1		HOME	0- 0		6- 0		5- 0	
2- 4	0- 1		0- 0		AWAY	0- 2		2- 1		1- 0	
0- 0	0- 0		0- 0		NEUTRAL	0- 0		0- 0		0- 0	
6- 10	0- 8		0- 1		CONFERENCE	2- 0		4- 1		0- 0	
3- 5	0- 4		0- 1		HOME	2- 0		1- 0		0- 0	
3- 5	0- 4		0- 0		AWAY	0- 0		3- 1		0- 0	
0- 0	0- 0		0- 0		NEUTRAL	0- 0		0- 0		0- 0	

RPI	S	Opponent	Score	RPI	S	Opponent	Score	RPI	S	Opponent	Score	RPI	S	Opponent	Score
3	A	Mississippi St.	55 74	28	H	Georgia	42 56	51	A	FGCU	64 70	105	A	Middle Tenn.	57 62
3	H	Mississippi St.	63 85	40	H	Califonia	52 62	52	A	Miami (FL)	54 65	107	A	Washington St.	73 68
4	A	Baylor	63 90					86	H	Alabama	79 54	136	A	Vanderbilt	55 70
5	H	Louisville	63 87					97	H	Auburn	65 48	139	A	Arkansas	76 65
9	H	Tennessee	49 63									139	H	Arkansas	78 57
17	A	South Carolina	63 81									157	A	Florida	56 53
17	H	South Carolina	64 81									165	A	Ole Miss	79 71
18	A	Texas A&M	70 74									187	H	Morehead St.	86 53
19	A	Missouri	78 83									218	H	Gardner-Webb	72 34
25	H	LSU	70 72									240	A	Montana	71 54















































































Team's RPI: 89															
LAST 12 Division I GAMES:															
3	H	Mississippi St.	63 85	25	H	LSU	70 72	139	A	Arkansas	76 65	313	H	Tennessee Tech	82 54
165	A	Ole Miss	79 71	97	H	Auburn	65 48	17	H	South Carolina	64 81	349	H	Evansville	100 62
17	A	South Carolina	63 81	86	H	Alabama	79 54								
139	H	Arkansas	78 57	136	A	Vanderbilt	55 70								
3	A	Mississippi St.	55 74												
19	A	Missouri	78 83												

Non-Div I Games:

Kentucky





Average RPI Win: 294	WON-LOST RECORD	WINNING PCT. RANK	LAST 10 GAMES	STRENGTH OF SCHEDULE	OPP. STRENGTH OF SCHEDULE	TEAM RPI	ADJ. RPI	CONF. RPI	ADJ CONF. RPI
Average RPI Loss: 185									
DIV. I ONLY	10- 17	243	3- 7	275	335	277	277	29	29
DIV. I NON-CONF.	4- 7	226	0- 0	264	318	265	265	29	29

TOTALS	RPI 1-25	RPI 26-50	W-L RECORDS	RPI 51-100	RPI 101-999	RPI 201+			
10- 17	0- 0	0- 1	OVERALL	0- 1	10- 15	9- 8			
5- 7	0- 0	0- 1	HOME	0- 1	5- 5	4- 3			
5- 10	0- 0	0- 0	AWAY	0- 0	5- 1	5- 1			
0- 0	0- 0	0- 0	NEUTRAL	0- 0	0- 0	0- 0			
4- 7	0- 0	0- 1	NON-CONFERENCE	0- 1	4- 5	3- 2			
2- 3	0- 0	0- 1	HOME	0- 1	2- 1	1- 1			
2- 4	0- 0	0- 0	AWAY	0- 0	2- 4	2- 1			
0- 0	0- 0	0- 0	NEUTRAL	0- 0	0- 0	0- 0			
6- 10	0- 0	0- 0	CONFERENCE	0- 0	6- 10	6- 6			
3- 4	0- 0	0- 0	HOME	0- 0	3- 4	3- 2			
3- 6	0- 0	0- 0	AWAY	0- 0	3- 6	3- 4			
0- 0	0- 0	0- 0	NEUTRAL	0- 0	0- 0	0- 0			

RPI S Opponent	Score	RPI S Opponent	Score	RPI S Opponent	Score	RPI S Opponent	Score	Team's RPI: 277
		38  Michigan	49  86	88  Navy	47  79	104  George Mason	70  73	
						112  Saint Francis (PA)	71  101	
						112  Saint Francis (PA)	54  85	
						127  Yale	51  62	
						128  Robert Morris	53  60	
						128  Robert Morris	44  55	
						160  Army West Point	37  71	
						184  Lehigh	72  69	
						230  Lafayette	53  69	
						252  St. Francis Brooklyn	54  64	
						252  St. Francis Brooklyn	61  59	
						257  Sacred Heart	43  63	
						257  Sacred Heart	46  50	
						259  Manhattan	38  72	
						284  Fairleigh Dickinson	62  53	
						284  Fairleigh Dickinson	49  61	
						285  Bryant	56  75	
						290  Mt. St. Mary's	61  59	
						290  Mt. St. Mary's	53  48	
						294  Central Conn. St.	61  54	
						323  UMBC	66  52	
						332  Wagner	44  52	
						332  Wagner	74  69	
						341  NJIT	67  49	
						348  Saint Peter's	57  46	
LAST 12 Division I GAMES:								
257  Sacred Heart	43  63	290  Mt. St. Mary's	61  59					
284  Fairleigh Dickinson	62  53	284  Fairleigh Dickinson	49  61					
252  St. Francis Brooklyn	54  64	257  Sacred Heart	46  50					
112  Saint Francis (PA)	54  85	294  Central Conn. St.	61  54					
128  Robert Morris	44  55	285  Bryant	56  75					
332  Wagner	44  52	290  Mt. St. Mary's	53  48					

Non-Div I Games:

LIU Brooklyn

 Loss,
  Non-Conf,
 S Site,
  Home
  Away
 N Neutral

Average RPI Win:	135	WON-LOST	WINNING	LAST 10	STRENGTH OF	OPP. STRENGTH	TEAM	ADJ.	CONF.	ADJ CONF.
Average RPI Loss:	35	RECORD	PCT. RANK	GAMES	SCHEDULE	OF SCHEDULE	RPI	RPI	RPI	RPI
DIV. I ONLY	19- 8	66	7- 3	37	17	25	25	2	2	
DIV. I NON-CONF.	8- 3	65	0- 0	137	75	55	55	2	2	

TOTALS	RPI 1-25	RPI 26-50	W-L RECORDS	RPI 51-100	RPI 101-999	RPI 201+				
19- 8	3- 5	1- 1	OVERALL	3- 2	12- 0	4- 0				
11- 1	2- 1	1- 0	HOME	2- 0	6- 0	3- 0				
7- 6	1- 3	0- 1	AWAY	1- 2	5- 0	1- 0				
1- 1	0- 1	0- 0	NEUTRAL	0- 0	1- 0	0- 0				
8- 3	0- 2	0- 1	NON-CONFERENCE	0- 0	8- 0	4- 0				
4- 0	0- 0	0- 0	HOME	0- 0	4- 0	3- 0				
3- 2	0- 1	0- 1	AWAY	0- 0	3- 0	1- 0				
1- 1	0- 1	0- 0	NEUTRAL	0- 0	1- 0	0- 0				
11- 5	3- 3	1- 0	CONFERENCE	3- 2	4- 0	0- 0				
7- 1	2- 1	1- 0	HOME	2- 0	2- 0	0- 0				
4- 4	1- 2	0- 0	AWAY	1- 2	2- 0	0- 0				
0- 0	0- 0	0- 0	NEUTRAL	0- 0	0- 0	0- 0				

RPI	S	Opponent	Score	RPI	S	Opponent	Score	RPI	S	Opponent	Score	RPI	S	Opponent	Score
3	H	Mississippi St.	70 83	28	H	Georgia	71 60	86	A	Alabama	51 65	103	A	Little Rock	56 37
9	H	Tennessee	70 59	37	A	Northern Colo.	50 58	86	H	Alabama	79 78	125	N	Saint Louis	71 59
11	N	Texas	66 75					89	A	Kentucky	72 70	129	A	Tulane	73 50
14	A	South Fla.	55 61					97	A	Auburn	62 70	136	H	Vanderbilt	85 65
17	A	South Carolina	48 57					97	H	Auburn	59 56	139	A	Arkansas	62 57
18	A	Texas A&M	59 69									157	A	Florida	66 59
18	H	Texas A&M	80 78									163	H	Louisiana	60 45
19	A	Missouri	69 65									165	H	Ole Miss	84 55
LAST 12 Division I GAMES:															
86	H	Alabama	79 78	89	A	Kentucky	72 70	28	H	Georgia	71 60	9	H	Tennessee	70 59
17	A	South Carolina	48 57	28	H	Georgia	71 60	18	A	Texas A&M	59 69	97	H	Auburn	59 56
139	A	Arkansas	62 57	9	H	Tennessee	70 59	157	A	Florida	66 59				
165	H	Ole Miss	84 55												
18	H	Texas A&M	80 78												
97	A	Auburn	62 70												

Non-Div I Games:

LSU

Average RPI Win:	208	WON-LOST	WINNING	LAST 10	STRENGTH OF	OPP. STRENGTH	TEAM	ADJ.	CONF.	ADJ CONF.
Average RPI Loss:	143	RECORD	PCT. RANK	GAMES	SCHEDULE	OF SCHEDULE	RPI	RPI	RPI	RPI
DIV. I ONLY	8- 21	286	2- 8	121	169	243	243	12	12	
DIV. I NON-CONF.	5- 8	220	0- 0	101	207	155	155	10	10	

TOTALS	RPI 1-25	RPI 26-50	W-L RECORDS	RPI 51-100	RPI 101-999	RPI 201+				
8- 21	0- 0	0- 3	OVERALL	1- 5	7- 13	4- 6				
4- 8	0- 0	0- 2	HOME	1- 0	3- 6	2- 2				
3- 13	0- 0	0- 1	AWAY	0- 5	3- 7	2- 4				
1- 0	0- 0	0- 0	NEUTRAL	0- 0	1- 0	0- 0				
5- 8	0- 0	0- 2	NON-CONFERENCE	1- 2	4- 4	2- 2				
1- 3	0- 0	0- 1	HOME	1- 0	0- 2	0- 1				
3- 5	0- 0	0- 1	AWAY	0- 2	3- 2	2- 1				
1- 0	0- 0	0- 0	NEUTRAL	0- 0	1- 0	0- 0				
3- 13	0- 0	0- 1	CONFERENCE	0- 3	3- 9	2- 4				
3- 5	0- 0	0- 1	HOME	0- 0	3- 4	2- 1				
0- 8	0- 0	0- 0	AWAY	0- 3	0- 5	0- 3				
0- 0	0- 0	0- 0	NEUTRAL	0- 0	0- 0	0- 0				

RPI 1-25				RPI 26-50				RPI 51-100				RPI 101+ Team's RPI: 243			
RPI	S	Opponent	Score	RPI	S	Opponent	Score	RPI	S	Opponent	Score	RPI	S	Opponent	Score
26	H	Villanova	49 76	26	H	Villanova	49 76	55	A	Harvard	61 70	104	A	George Mason	55 65
31	H	Dayton	47 76	31	H	Dayton	47 76	60	A	American	48 66	104	H	George Mason	56 69
49	A	Drexel	54 79	49	A	Drexel	54 79	69	H	Penn	66 59	125	H	Saint Louis	87 76
								72	A	Duquesne	50 78	141	A	Saint Joseph's	49 70
								73	A	Fordham	45 66	141	H	Saint Joseph's	64 75
								96	A	George Washington	45 60	178	H	Davidson	51 58
												184	A	Lehigh	69 61
												186	N	New Hampshire	59 51
												191	A	Wisconsin	60 71
												195	H	Temple	52 69
												202	A	Richmond	51 77
												202	H	Richmond	57 60
												223	A	North Texas	44 70
												230	A	Lafayette	74 47
												253	H	St. Bonaventure	66 63
												263	H	Rider	55 76
												274	A	Massachusetts	66 69
												283	H	VCU	62 57
												333	A	Rhode Island	63 72
												334	A	Delaware St.	71 48
LAST 12 Division I GAMES:															
104	A	George Mason	55 65	274	A	Massachusetts	66 69								
178	H	Davidson	51 58	96	A	George Washington	45 60								
141	A	Saint Joseph's	49 70	141	H	Saint Joseph's	64 75								
73	A	Fordham	45 66	283	H	VCU	62 57								
202	H	Richmond	57 60	333	A	Rhode Island	63 72								
125	H	Saint Louis	87 76	72	A	Duquesne	50 78								

Non-Div I Games:

La Salle

Average RPI Win:	274	WON-LOST	WINNING	LAST 10	STRENGTH OF	OPP. STRENGTH	TEAM	ADJ.	CONF.	ADJ CONF.
Average RPI Loss:	188	RECORD	PCT. RANK	GAMES	SCHEDULE	OF SCHEDULE	RPI	RPI	RPI	RPI
DIV. I ONLY	2- 23	342	0- 10	203	292	337	337	22	22	
DIV. I NON-CONF.	1- 8	313	0- 0	254	331	339	339	23	23	

TOTALS	RPI 1-25	RPI 26-50	W-L RECORDS	RPI 51-100	RPI 101-999	RPI 201+				
2- 23	0- 0	0- 1	OVERALL	0- 1	2- 21	2- 8				
2- 8	0- 0	0- 0	HOME	0- 0	2- 8	2- 3				
0- 15	0- 0	0- 1	AWAY	0- 0	0- 4	0- 1				
0- 0	0- 0	0- 0	NEUTRAL	0- 0	0- 0	0- 0				
1- 8	0- 0	0- 1	NON-CONFERENCE	0- 1	1- 6	1- 4				
1- 2	0- 0	0- 0	HOME	0- 0	1- 2	1- 2				
0- 6	0- 0	0- 1	AWAY	0- 1	0- 4	0- 2				
0- 0	0- 0	0- 0	NEUTRAL	0- 0	0- 0	0- 0				
1- 15	0- 0	0- 0	CONFERENCE	0- 0	1- 15	1- 4				
1- 6	0- 0	0- 0	HOME	0- 0	1- 6	1- 1				
0- 9	0- 0	0- 0	AWAY	0- 0	0- 9	0- 3				
0- 0	0- 0	0- 0	NEUTRAL	0- 0	0- 0	0- 0				

RPI 1-25				RPI 26-50				RPI 51-100				RPI 101+				Team's RPI: 337
RPI	S	Opponent	Score	RPI	S	Opponent	Score	RPI	S	Opponent	Score	RPI	S	Opponent	Score	
				48	A	Oklahoma St.	58 112	97	A	Auburn	41 67	102	A	Rice	47 63	
												103	A	Little Rock	37 57	
												140	A	Louisiana Tech	49 71	
												143	A	Texas St.	52 86	
												143	H	Texas St.	45 81	
												163	A	Louisiana	55 63	
												163	H	Louisiana	48 76	
												167	A	South Ala.	55 72	
												167	H	South Ala.	60 67	
												168	A	Troy	62 94	
												168	H	Troy	79 86	
												169	A	UT Arlington	61 70	
												169	H	UT Arlington	53 80	
												213	A	Arkansas St.	62 76	
												227	A	Grambling	52 61	
												233	H	Coastal Caro.	62 56	
												237	H	New Orleans	51 89	
												271	H	Appalachian St.	67 71	
												288	A	McNeese	61 65	
												308	A	Georgia St.	57 70	
												314	H	Houston Baptist	77 73	
												326	A	Ga. Southern	45 75	
												335	H	Northwestern St.	48 70	
LAST 12 Division I GAMES:																
				168	A	Troy	62 94	163	H	Louisiana	48 76					
				167	A	South Ala.	55 72	167	H	South Ala.	60 67					
				143	H	Texas St.	45 81	168	H	Troy	79 86					
				169	H	UT Arlington	53 80	169	A	UT Arlington	61 70					
				308	A	Georgia St.	57 70	143	A	Texas St.	52 86					
				326	A	Ga. Southern	45 75	163	A	Louisiana	55 63					

Non-Div I Games: Millsaps 73 41 Centenary (LA) 90 53

La. -Monroe

Average RPI Win: 257	WON-LOST RECORD	WINNING PCT. RANK	LAST 10 GAMES	STRENGTH OF SCHEDULE	OPP. STRENGTH OF SCHEDULE	TEAM RPI	ADJ. RPI	CONF. RPI	ADJ CONF. RPI
Average RPI Loss: 135									
DIV. I ONLY	10- 17	243	3- 7	153	238	230	230	15	15
DIV. I NON-CONF.	4- 6	214	0- 0	239	330	250	250	18	18

TOTALS	RPI 1-25	RPI 26-50	W-L RECORDS	RPI 51-100	RPI 101-999	RPI 201+			
10- 17	0- 0	0- 2	OVERALL	0- 7	10- 8	10- 3			
6- 8	0- 0	0- 1	HOME	0- 3	6- 4	6- 2			
4- 9	0- 0	0- 1	AWAY	0- 4	4- 4	4- 1			
0- 0	0- 0	0- 0	NEUTRAL	0- 0	0- 0	0- 0			
4- 6	0- 0	0- 2	NON-CONFERENCE	0- 1	4- 3	4- 2			
3- 2	0- 0	0- 1	HOME	0- 0	3- 1	3- 1			
1- 4	0- 0	0- 1	AWAY	0- 1	1- 2	1- 1			
0- 0	0- 0	0- 0	NEUTRAL	0- 0	0- 0	0- 0			
6- 11	0- 0	0- 0	CONFERENCE	0- 6	6- 5	6- 1			
3- 6	0- 0	0- 0	HOME	0- 3	3- 3	3- 1			
3- 5	0- 0	0- 0	AWAY	0- 3	3- 2	3- 0			
0- 0	0- 0	0- 0	NEUTRAL	0- 0	0- 0	0- 0			

RPI	S	Opponent	Score	RPI	S	Opponent	Score	RPI	S	Opponent	Score	RPI	S	Opponent	Score	Team's RPI: 230
35	H	Princeton	45 53	60	A	American	66 74	128	A	Robert Morris	42 63					
49	A	Drexel	37 52	60	H	American	67 74	160	A	Army West Point	39 48					
				69	A	Penn	42 55	160	H	Army West Point	60 65					
				88	A	Navy	59 65	184	A	Lehigh	45 70					
				88	H	Navy	43 59	184	H	Lehigh	62 72					
				93	A	Bucknell I	53 83	212	A	Boston U.	47 45					
				93	H	Bucknell I	57 80	212	H	Boston U.	44 41					
								235	A	Loyola Maryland	73 64					
								235	H	Loyola Maryland	65 54					
								243	H	La Salle	47 74					
								245	A	Holy Cross	69 65					
								245	H	Holy Cross	56 69					
								263	H	Rider	60 45					
								272	A	Cornell	59 58					
								277	H	LIU Brooklyn	69 53					
								282	H	Colgate	63 48					
								332	H	Wagner	70 52					
								348	A	Saint Peter's	61 64					
LAST 12 Division I GAMES:																
184	H	Lehigh	62 72	93	H	Bucknell I	57 80									
212	H	Boston U.	44 41	245	H	Holy Cross	56 69									
60	A	American	66 74	212	A	Boston U.	47 45									
88	H	Navy	43 59	60	H	American	67 74									
235	A	Loyola Maryland	73 64	88	A	Navy	59 65									
160	A	Army West Point	39 48	235	H	Loyola Maryland	65 54									

Non-Div I Games:

Lafayette

Average RPI Win:	255	WON-LOST	WINNING	LAST 10	STRENGTH OF	OPP. STRENGTH	TEAM	ADJ.	CONF.	ADJ CONF.
Average RPI Loss:	104	RECORD	PCT. RANK	GAMES	SCHEDULE	OF SCHEDULE	RPI	RPI	RPI	RPI
DIV. I ONLY	17- 6	51	10- 0	262	244	92	92	27	27	
DIV. I NON-CONF.	1- 5	300	0- 0	39	12	191	191	26	26	

TOTALS	RPI 1-25	RPI 26-50	W-L RECORDS	RPI 51-100	RPI 101-999	RPI 201+				
17- 6	0- 1	0- 0	OVERALL	0- 2	17- 3	14- 0				
9- 0	0- 0	0- 0	HOME	0- 0	9- 0	8- 0				
7- 5	0- 1	0- 0	AWAY	0- 2	7- 2	6- 0				
1- 1	0- 0	0- 0	NEUTRAL	0- 0	1- 1	0- 0				
1- 5	0- 1	0- 0	NON-CONFERENCE	0- 2	1- 2	0- 0				
0- 0	0- 0	0- 0	HOME	0- 0	0- 0	0- 0				
0- 4	0- 1	0- 0	AWAY	0- 2	0- 1	0- 0				
1- 1	0- 0	0- 0	NEUTRAL	0- 0	1- 1	0- 0				
16- 1	0- 0	0- 0	CONFERENCE	0- 0	16- 1	14- 0				
9- 0	0- 0	0- 0	HOME	0- 0	9- 0	8- 0				
7- 1	0- 0	0- 0	AWAY	0- 0	7- 1	6- 0				
0- 0	0- 0	0- 0	NEUTRAL	0- 0	0- 0	0- 0				

RPI 1-25				RPI 26-50				RPI 51-100 Team's RPI: 92				RPI 101+			
RPI	S	Opponent	Score	RPI	S	Opponent	Score	RPI	S	Opponent	Score	RPI	S	Opponent	Score
4	A	Baylor	62 121					56	A	Purdue	64 79	115	A	Central Ark.	39 51
								94	A	New Mexico	58 90	121	N	Northern Ill.	90 80
												123	A	SFA	75 58
												123	H	SFA	79 65
												161	N	North Dakota	70 73
												192	A	Pacific	75 80
												224	A	A&M-Corpus Christi	70 31
												224	H	A&M-Corpus Christi	65 59
												231	A	Nicholls St.	76 61
												236	H	Abilene Christian	77 71
												237	H	New Orleans	100 77
												287	A	Southeastern La.	75 58
												288	H	McNeese	83 58
												305	A	Incarnate Word	71 47
												305	H	Incarnate Word	77 54
												314	A	Houston Baptist	79 51
												314	H	Houston Baptist	90 55
												335	H	Northwestern St.	71 44
												336	A	Sam Houston St.	68 44
												336	H	Sam Houston St.	91 44
LAST 12 Division I GAMES:															
123	A	SFA	75 58	123	H	SFA	79 65								
314	H	Houston Baptist	90 55	236	H	Abilene Christian	77 71								
224	H	A&M-Corpus Christi	65 59	288	H	McNeese	83 58								
305	A	Incarnate Word	71 47	231	A	Nicholls St.	76 61								
336	A	Sam Houston St.	68 44	336	H	Sam Houston St.	91 44								
335	H	Northwestern St.	71 44	305	H	Incarnate Word	77 54								

Non-Div I Games: Howard Payne 101 37 Schreiner 116 37 Louisiana Col. 93 62 S' western Assemblies 92 49 Lamar University

Average RPI Win: 229

Average RPI Loss: 159

WON-LOST
RECORDWINNING
PCT. RANKLAST 10
GAMESSTRENGTH OF
SCHEDULEOPP. STRENGTH
OF SCHEDULETEAM
RPIADJ.
RPICONF.
RPIADJ CONF.
RPIDIV. I ONLY
DIV. I NON-CONF.14- 13
5- 5163
1704- 6
0- 0231
322207
304184
248184
24815
1815
18

TOTALS

RPI 1-25

RPI 26-50

W-L RECORDS

RPI 51-100

RPI 101-999

RPI 201+

14- 13

0- 0

0- 2

OVERALL

2- 4

12- 7

11- 6

9- 3

0- 0

0- 0

HOME

2- 1

7- 2

6- 2

5- 9

0- 0

0- 1

AWAY

0- 3

5- 5

5- 4

0- 1

0- 0

0- 1

NEUTRAL

0- 0

0- 0

0- 0

5- 5

0- 0

0- 2

NON-CONFERENCE

0- 0

5- 3

5- 3

3- 1

0- 0

0- 0

HOME

0- 0

3- 1

3- 1

2- 3

0- 0

0- 1

AWAY

0- 0

2- 2

2- 2

0- 1

0- 0

0- 1

NEUTRAL

0- 0

0- 0

0- 0

9- 8

0- 0

0- 0

CONFERENCE

2- 4

7- 4

6- 3

6- 2

0- 0

0- 0

HOME

2- 1

4- 1

3- 1

3- 6

0- 0

0- 0

AWAY

0- 3

3- 3

3- 2

0- 0

0- 0

0- 0

NEUTRAL

0- 0

0- 0

0- 0

RPI 1-25

RPI 26-50

RPI 51-100

RPI 101+

Team's RPI: 184

RPI S Opponent Score

RPI S Opponent Score

RPI S Opponent Score

RPI S Opponent Score

26 N Villanova 42 62
46 A Minnesota 73 10760 A American 64 82
60 H American 44 60
88 A Navy 50 53
88 H Navy 66 63
93 A Bucknell I 52 59
93 H Bucknell I 66 62160 A Army West Point 50 55
160 H Army West Point 59 55
212 A Boston U. 65 56
212 H Boston U. 74 58
230 A Lafayette 72 62
230 H Lafayette 70 45
235 A Loyola Maryland 64 67
235 H Loyola Maryland 64 55
243 H La Salle 61 69
245 A Holy Cross 49 54
257 A Sacred Heart 55 65
267 H Fairfield 56 53
272 A Cornell 62 57
277 A LIU Brooklyn 69 72
282 A Colgate 59 51
282 H Colgate 48 54
290 H Mt. St. Mary's 75 71
291 A Monmouth 75 57
341 H NJIT 64 50

LAST 12 Division I GAMES:

230 A Lafayette 72 62
235 H Loyola Maryland 64 55
160 A Army West Point 50 55
282 H Colgate 48 54
60 H American 44 60
93 A Bucknell I 52 59212 A Boston U. 65 56
88 A Navy 50 53
235 A Loyola Maryland 64 67
160 H Army West Point 59 55
282 A Colgate 59 51
60 A American 64 82

Lehigh

Lehigh

Non-Div I Games:

Mansfield

77 47

Lehigh

Average RPI Win: 261	WON-LOST RECORD	WINNING PCT. RANK	LAST 10 GAMES	STRENGTH OF SCHEDULE	OPP. STRENGTH OF SCHEDULE	TEAM RPI	ADJ. RPI	CONF. RPI	ADJ. CONF. RPI
Average RPI Loss: 105									
DIV. I ONLY	17- 9	92	6- 2	150	288	85	85	26	26
DIV. I NON-CONF.	3- 7	254	0- 1	32	134	136	136	28	28

TOTALS	RPI 1-25	RPI 26-50	W-L RECORDS	RPI 51-100	RPI 101-999	RPI 201+			
17- 9	0- 1	0- 2	OVERALL	0- 3	17- 3	14- 2			
8- 0	0- 0	0- 0	HOME	0- 0	8- 0	7- 0			
8- 7	0- 1	0- 1	AWAY	0- 2	8- 3	7- 2			
1- 2	0- 0	0- 1	NEUTRAL	0- 1	1- 0	0- 0			
3- 7	0- 1	0- 2	NON-CONFERENCE	0- 3	3- 1	2- 1			
1- 0	0- 0	0- 0	HOME	0- 0	1- 0	1- 0			
1- 5	0- 1	0- 1	AWAY	0- 2	1- 1	1- 1			
1- 2	0- 0	0- 1	NEUTRAL	0- 1	1- 0	0- 0			
14- 2	0- 0	0- 0	CONFERENCE	0- 0	14- 2	12- 1			
7- 0	0- 0	0- 0	HOME	0- 0	7- 0	6- 0			
7- 2	0- 0	0- 0	AWAY	0- 0	7- 2	6- 1			
0- 0	0- 0	0- 0	NEUTRAL	0- 0	0- 0	0- 0			

RPI S Opponent Score	RPI S Opponent Score	RPI S Opponent Score	RPI S Opponent Score
12 A Duke 51 68	37 N Northern Colo. 57 65	66 A James Madi son 47 58	149 A Radford 45 52
	38 A Mi chi gan 50 74	71 N Houston 68 75	149 H Radford 61 56
		76 A Drake 68 96	172 N Denver 82 69
			194 A High Point 65 42
			218 A Gardner-Webb 85 60
			218 H Gardner-Webb 59 41
			225 A UNC Asheville 41 48
			225 H UNC Asheville 53 48
			251 A Presbyterian 76 64
			251 H Presbyterian 63 55
			269 A Campbell 46 33
			269 H Campbell 60 42
			274 A Massachusetts 61 64
			278 A Old Domini on 63 55
			295 H Val parai so 61 40
			311 A Charleston So. 95 57
			311 H Charleston So. 63 53
			340 A Wint hrop 73 53
			340 H Wint hrop 63 37
			343 A Longwood 63 51
LAST 12 Division I GAMES:			
76 A Drake 68 96	218 H Gardner-Webb 59 41		
311 A Charleston So. 95 57	251 H Presbyterian 63 55		
340 A Wint hrop 73 53	194 A High Point 65 42		
225 H UNC Asheville 53 48	149 H Radford 61 56		
149 A Radford 45 52	343 A Longwood 63 51		
269 A Campbell 46 33	269 H Campbell 60 42		

Non-Div I Games: Shippensburg 105 43 Limestone 68 38

Liberty

Average RPI Win:	301	WON-LOST	WINNING	LAST 10	STRENGTH OF	OPP. STRENGTH	TEAM	ADJ.	CONF.	ADJ CONF.
Average RPI Loss:	149	RECORD	PCT. RANK	GAMES	SCHEDULE	OF SCHEDULE	RPI	RPI	RPI	RPI
DIV. I ONLY	11- 18	237	5- 5	267	255	262	262	23	23	
DIV. I NON-CONF.	4- 11	279	0- 0	263	269	278	278	22	22	

TOTALS	RPI 1-25	RPI 26-50	W-L RECORDS	RPI 51-100	RPI 101-999	RPI 201+				
11- 18	0- 0	0- 1	OVERALL	0- 6	11- 11	11- 4				
6- 7	0- 0	0- 0	HOME	0- 4	6- 3	6- 1				
5- 11	0- 0	0- 1	AWAY	0- 2	5- 8	5- 3				
0- 0	0- 0	0- 0	NEUTRAL	0- 0	0- 0	0- 0				
4- 11	0- 0	0- 1	NON-CONFERENCE	0- 2	4- 8	4- 3				
2- 4	0- 0	0- 0	HOME	0- 2	2- 2	2- 1				
2- 7	0- 0	0- 1	AWAY	0- 0	2- 6	2- 2				
0- 0	0- 0	0- 0	NEUTRAL	0- 0	0- 0	0- 0				
7- 7	0- 0	0- 0	CONFERENCE	0- 4	7- 3	7- 1				
4- 3	0- 0	0- 0	HOME	0- 2	4- 1	4- 0				
3- 4	0- 0	0- 0	AWAY	0- 2	3- 2	3- 1				
0- 0	0- 0	0- 0	NEUTRAL	0- 0	0- 0	0- 0				

RPI 1-25				RPI 26-50				RPI 51-100				RPI 101+ Team's RPI: 262			
RPI	S	Opponent	Score	RPI	S	Opponent	Score	RPI	S	Opponent	Score	RPI	S	Opponent	Score
				36	A	Ball St.	46 84								
								51	A	FGCU	52 88	105	A	Middle Tenn.	48 72
								51	H	FGCU	54 68	122	A	Butler	58 70
								67	H	Belmont	59 91	125	A	Saint Louis	57 101
								86	H	Alabama	51 73	136	A	Vanderbilt	82 92
								100	A	Jacksonville	48 70	185	A	Stetson	71 91
								100	H	Jacksonville	63 70	185	H	Stetson	55 59
												187	H	Morehead St.	55 75
												242	H	Austin Peay	63 71
												250	A	North Florida	73 69
												250	H	North Florida	78 57
												273	A	Col. of Charleston	69 85
												293	A	USC Upstate	64 80
												293	H	USC Upstate	97 78
												297	H	Murray St.	65 64
												300	A	Kennesaw St.	64 62
												300	H	Kennesaw St.	69 52
												311	A	Charleston So.	58 54
												313	A	Tennessee Tech	61 57
												318	H	Alabama A&M	66 50
												329	A	Tennessee St.	64 71
												341	A	NJIT	74 58
												341	H	NJIT	66 58
LAST 12 Division I GAMES:															
				300	H	Kennesaw St.	69 52					341	H	NJIT	66 58
				185	A	Stetson	71 91					293	H	USC Upstate	97 78
				51	A	FGCU	52 88					341	A	NJIT	74 58
				100	H	Jacksonville	63 70					51	H	FGCU	54 68
				250	H	North Florida	78 57					185	H	Stetson	55 59
				293	A	USC Upstate	64 80					250	A	North Florida	73 69

Non-Div I Games:

Lipscomb

Average RPI Win:	222	WON-LOST	WINNING	LAST 10	STRENGTH OF	OPP. STRENGTH	TEAM	ADJ.	CONF.	ADJ CONF.
Average RPI Loss:	98	RECORD	PCT. RANK	GAMES	SCHEDULE	OF SCHEDULE	RPI	RPI	RPI	RPI
DIV. I ONLY	18- 9	79	9- 1	176	132	103	103	22	22	
DIV. I NON-CONF.	3- 8	268	0- 0	27	7	186	186	23	23	

TOTALS	RPI 1-25	RPI 26-50	W-L RECORDS	RPI 51-100	RPI 101-999	RPI 201+				
18- 9	0- 3	1- 0	OVERALL	1- 1	16- 5	11- 1				
12- 3	0- 1	1- 0	HOME	1- 0	10- 2	6- 1				
6- 6	0- 2	0- 0	AWAY	0- 1	6- 3	5- 0				
0- 0	0- 0	0- 0	NEUTRAL	0- 0	0- 0	0- 0				
3- 8	0- 3	1- 0	NON-CONFERENCE	1- 1	1- 4	0- 1				
3- 3	0- 1	1- 0	HOME	1- 0	1- 2	0- 1				
0- 5	0- 2	0- 0	AWAY	0- 1	0- 2	0- 0				
0- 0	0- 0	0- 0	NEUTRAL	0- 0	0- 0	0- 0				
15- 1	0- 0	0- 0	CONFERENCE	0- 0	15- 1	11- 0				
9- 0	0- 0	0- 0	HOME	0- 0	9- 0	6- 0				
6- 1	0- 0	0- 0	AWAY	0- 0	6- 1	5- 0				
0- 0	0- 0	0- 0	NEUTRAL	0- 0	0- 0	0- 0				

RPI 1-25				RPI 26-50				RPI 51-100				RPI 101+ Team's RPI: 103			
RPI	S	Opponent	Score	RPI	S	Opponent	Score	RPI	S	Opponent	Score	RPI	S	Opponent	Score
3	A	Mississippi St.	48 86	30	H	Oklahoma	68 56	90	H	Missouri St.	63 51	102	A	Rice	51 58
18	A	Texas A&M	49 66					91	A	Kansas St.	51 66	125	A	Saint Louis	45 48
25	H	LSU	37 56									140	H	Louisiana Tech	49 58
												143	H	Texas St.	63 48
												163	H	Louisiana	78 43
												167	A	South Ala.	47 35
												168	A	Troy	70 76
												169	H	UT Arlington	59 57
												189	H	Memphis	86 57
												209	H	Tulsa	61 74
												213	A	Arkansas St.	64 58
												213	H	Arkansas St.	53 43
												233	A	Coastal Caro.	51 49
												233	H	Coastal Caro.	53 44
												271	A	Appalachian St.	52 40
												271	H	Appalachian St.	61 35
												308	A	Georgia St.	65 50
												308	H	Georgia St.	54 47
												326	A	Ga. Southern	64 34
												326	H	Ga. Southern	92 52
												337	H	La.-Monroe	57 37

LAST 12 Division I GAMES:															
271	H	Appalachian St.	61 35	326	H	Ga. Southern	92 52	233	A	Coastal Caro.	51 49				
233	H	Coastal Caro.	53 44	271	A	Appalachian St.	52 40	213	H	Arkansas St.	53 43				
213	A	Arkansas St.	64 58	143	H	Texas St.	63 48	169	H	UT Arlington	59 57				
168	A	Troy	70 76												
167	A	South Ala.	47 35												
308	H	Georgia St.	54 47												

Non-Div I Games:

Little Rock

Average RPI Win: 251	WON-LOST RECORD	WINNING PCT. RANK	LAST 10 GAMES	STRENGTH OF SCHEDULE	OPP. STRENGTH OF SCHEDULE	TEAM RPI	ADJ. RPI	CONF. RPI	ADJ CONF. RPI
Average RPI Loss: 189									
DIV. I ONLY	6- 22	313	4- 6	243	245	299	299	21	21
DIV. I NON-CONF.	2- 12	306	0- 0	274	278	326	326	19	19
<hr/>									
TOTALS	RPI 1-25	RPI 26-50	W-L RECORDS	RPI 51-100	RPI 101-999	RPI 201+			
6- 22	0- 1	0- 1	OVERALL	0- 2	6- 18	5- 10			
2- 10	0- 1	0- 0	HOME	0- 1	2- 8	2- 4			
4- 10	0- 0	0- 0	AWAY	0- 0	4- 0	3- 0			
0- 2	0- 0	0- 0	NEUTRAL	0- 0	0- 2	0- 1			
2- 12	0- 1	0- 1	NON-CONFERENCE	0- 0	2- 10	2- 7			
0- 6	0- 1	0- 0	HOME	0- 0	0- 5	0- 4			
2- 4	0- 0	0- 1	AWAY	0- 0	2- 3	2- 2			
0- 2	0- 0	0- 0	NEUTRAL	0- 0	0- 2	0- 1			
4- 10	0- 0	0- 0	CONFERENCE	0- 2	4- 8	3- 3			
2- 4	0- 0	0- 0	HOME	0- 1	2- 3	2- 0			
2- 6	0- 0	0- 0	AWAY	0- 1	2- 5	1- 3			
0- 0	0- 0	0- 0	NEUTRAL	0- 0	0- 0	0- 0			

RPI 1-25				RPI 26-50				RPI 51-100				RPI 101+ Team's RPI: 299			
RPI	S	Opponent	Score	RPI	S	Opponent	Score	RPI	S	Opponent	Score	RPI	S	Opponent	Score
9	H	Tennessee	61 90	45	A	Southern California	60 75	58	A	UC Davis	49 79	133	H	Loyola Marymount	69 84
								58	H	UC Davis	71 83	146	A	Cal Poly	61 70
												146	H	Cal Poly	64 75
												180	A	UC Irvine	80 73
												180	H	UC Irvine	81 100
												182	N	Oral Roberts	58 64
												188	A	San Diego	40 74
												193	A	UC Santa Barbara	44 51
												193	H	UC Santa Barbara	74 90
												214	A	CSUN	59 51
												221	H	New Mexico St.	63 72
												232	H	Montana St.	51 62
												240	A	Montana	60 67
												244	H	Pepperdine	71 83
												246	A	UC Riverside	53 77
												248	H	Illinois St.	51 59
												249	A	Hawaii	66 74
												249	H	Hawaii	85 80
												261	A	Grand Canyon	65 63
												275	A	Arizona	80 72
												283	N	VCU	59 69
												325	A	Cal St. Fullerton	61 67
												325	H	Cal St. Fullerton	67 47
												341	A	NJIT	57 73
<hr/>															
LAST 12 Division I GAMES:															
249	H	Hawaii	85 80	180	H	UC Irvine	81 100	58	H	UC Davis	71 83	146	H	Cal Poly	64 75
180	A	UC Irvine	80 73	58	H	UC Davis	71 83	146	H	Cal Poly	64 75	193	H	UC Santa Barbara	74 90
325	H	Cal St. Fullerton	67 47	146	H	Cal Poly	64 75	249	A	Hawaii	66 74	325	A	Cal St. Fullerton	61 67
58	A	UC Davis	49 79	193	H	UC Santa Barbara	74 90	325	A	Cal St. Fullerton	61 67				
146	A	Cal Poly	61 70												
214	A	CSUN	59 51												

Non-Div I Games:

Long Beach St.

Average RPI Win: 269

Average RPI Loss: 240

WON-LOST
RECORDWINNING
PCT. RANKLAST 10
GAMESSTRENGTH OF
SCHEDULEOPP. STRENGTH
OF SCHEDULETEAM
RPIADJ.
RPICONF.
RPIADJ CONF.
RPIDIV. I ONLY
DIV. I NON-CONF.5- 21
1- 9319
3183- 7
0- 0316
341348
348343
349343
34926
2826
28

TOTALS

RPI 1-25

RPI 26-50

W-L RECORDS

RPI 51-100

RPI 101-999

RPI 201+

5- 21

0- 0

0- 0

OVERALL

0- 1

5- 20

5- 14

4- 8

0- 0

0- 0

HOME

0- 1

4- 7

4- 4

1- 13

0- 0

0- 0

AWAY

0- 0

1- 1

1- 0

0- 0

0- 0

0- 0

NEUTRAL

0- 0

0- 0

0- 0

1- 9

0- 0

0- 0

NON-CONFERENCE

0- 0

1- 9

1- 7

1- 3

0- 0

0- 0

HOME

0- 0

1- 3

1- 2

0- 6

0- 0

0- 0

AWAY

0- 0

0- 6

0- 5

0- 0

0- 0

0- 0

NEUTRAL

0- 0

0- 0

0- 0

4- 12

0- 0

0- 0

CONFERENCE

0- 1

4- 11

4- 7

3- 5

0- 0

0- 0

HOME

0- 1

3- 4

3- 2

1- 7

0- 0

0- 0

AWAY

0- 0

1- 7

1- 5

0- 0

0- 0

0- 0

NEUTRAL

0- 0

0- 0

0- 0

RPI 1-25

RPI 26-50

RPI 51-100

RPI 101+

Team's RPI: 343

RPI S Opponent Score

RPI S Opponent Score

RPI S Opponent Score

RPI S Opponent Score

RPI S Opponent Score

RPI S Opponent Score

RPI S Opponent Score

RPI S Opponent Score

RPI S Opponent Score

RPI S Opponent Score

RPI S Opponent Score

RPI S Opponent Score

RPI S Opponent Score

RPI S Opponent Score

RPI S Opponent Score

RPI S Opponent Score

RPI S Opponent Score

RPI S Opponent Score

RPI S Opponent Score

RPI S Opponent Score

RPI S Opponent Score

RPI S Opponent Score

RPI S Opponent Score

RPI S Opponent Score

RPI S Opponent Score

RPI S Opponent Score

RPI S Opponent Score

RPI S Opponent Score

RPI S Opponent Score

RPI S Opponent Score

RPI S Opponent Score

RPI S Opponent Score

RPI S Opponent Score

RPI S Opponent Score

RPI S Opponent Score

RPI S Opponent Score

RPI S Opponent Score

RPI S Opponent Score

RPI S Opponent Score

RPI S Opponent Score

RPI S Opponent Score

RPI S Opponent Score

RPI S Opponent Score

RPI S Opponent Score

RPI S Opponent Score

RPI S Opponent Score

RPI S Opponent Score

RPI S Opponent Score

RPI S Opponent Score

RPI S Opponent Score

RPI S Opponent Score

RPI S Opponent Score

RPI S Opponent Score

RPI S Opponent Score

RPI S Opponent Score

RPI S Opponent Score

RPI S Opponent Score

RPI S Opponent Score

RPI S Opponent Score

RPI S Opponent Score

RPI S Opponent Score

RPI S Opponent Score

RPI S Opponent Score

RPI S Opponent Score

RPI S Opponent Score

RPI S Opponent Score

RPI S Opponent Score

RPI S Opponent Score

RPI S Opponent Score

RPI S Opponent Score

RPI S Opponent Score

RPI S Opponent Score

RPI S Opponent Score

RPI S Opponent Score

RPI S Opponent Score

RPI S Opponent Score

RPI S Opponent Score

RPI S Opponent Score

RPI S Opponent Score

RPI S Opponent Score

RPI S Opponent Score

RPI S Opponent Score

RPI S Opponent Score

RPI S Opponent Score

RPI S Opponent Score

RPI S Opponent Score

RPI S Opponent Score

RPI S Opponent Score

RPI S Opponent Score

RPI S Opponent Score

RPI S Opponent Score

RPI S Opponent Score

RPI S Opponent Score

RPI S Opponent Score

RPI S Opponent Score

RPI S Opponent Score

RPI S Opponent Score

RPI S Opponent Score

RPI S Opponent Score

RPI S Opponent Score

RPI S Opponent Score

RPI S Opponent Score

RPI S Opponent Score

RPI S Opponent Score

RPI S Opponent Score

RPI S Opponent Score

RPI S Opponent Score

RPI S Opponent Score

RPI S Opponent Score

RPI S Opponent Score

RPI S Opponent Score

RPI S Opponent Score

RPI S Opponent Score

RPI S Opponent Score

RPI S Opponent Score

RPI S Opponent Score

RPI S Opponent Score

RPI S Opponent Score

RPI S Opponent Score

RPI S Opponent Score

RPI S Opponent Score

RPI S Opponent Score

RPI S Opponent Score

RPI S Opponent Score

RPI S Opponent Score

RPI S Opponent Score

RPI S Opponent Score

RPI S Opponent Score

RPI S Opponent Score

RPI S Opponent Score

RPI S Opponent Score

RPI S Opponent Score

RPI S Opponent Score

RPI S Opponent Score

RPI S Opponent Score

RPI S Opponent Score

RPI S Opponent Score

RPI S Opponent Score

RPI S Opponent Score

RPI S Opponent Score

RPI S Opponent Score

RPI S Opponent Score

RPI S Opponent Score

RPI S Opponent Score

RPI S Opponent Score

RPI S Opponent Score

RPI S Opponent Score

RPI S Opponent Score

RPI S Opponent Score

RPI S Opponent Score

RPI S Opponent Score

RPI S Opponent Score

L
o
n
g
w
o
o
dL
o
n
g
w
o
o
d

Non-Div I Games:

Milligan

66 56

Longwood

Average RPI Win:	262	WON-LOST	WINNING	LAST 10	STRENGTH OF	OPP. STRENGTH	TEAM	ADJ.	CONF.	ADJ CONF.
Average RPI Loss:	108	RECORD	PCT. RANK	GAMES	SCHEDULE	OF SCHEDULE	RPI	RPI	RPI	RPI
DIV. I ONLY	14- 13	163	5- 5	162	230	163	163	22	22	
DIV. I NON-CONF.	5- 6	187	0- 0	85	110	141	141	23	23	

TOTALS	RPI 1-25	RPI 26-50	W-L RECORDS	RPI 51-100	RPI 101-999	RPI 201+				
14- 13	0- 3	0- 0	OVERALL	0- 2	14- 8	12- 0				
6- 5	0- 0	0- 0	HOME	0- 1	6- 4	6- 0				
7- 6	0- 1	0- 0	AWAY	0- 1	7- 1	5- 0				
1- 2	0- 1	0- 0	NEUTRAL	0- 0	1- 1	1- 0				
5- 6	0- 3	0- 0	NON-CONFERENCE	0- 2	5- 1	5- 0				
3- 1	0- 0	0- 0	HOME	0- 1	3- 0	3- 0				
1- 3	0- 2	0- 0	AWAY	0- 1	1- 0	1- 0				
1- 2	0- 1	0- 0	NEUTRAL	0- 0	1- 1	1- 0				
9- 7	0- 0	0- 0	CONFERENCE	0- 0	9- 7	7- 0				
3- 4	0- 0	0- 0	HOME	0- 0	3- 4	3- 0				
6- 3	0- 0	0- 0	AWAY	0- 0	6- 3	4- 0				
0- 0	0- 0	0- 0	NEUTRAL	0- 0	0- 0	0- 0				

RPI 1-25				RPI 26-50				RPI 51-100				RPI 101+ Team's RPI: 163			
RPI	S	Opponent	Score	RPI	S	Opponent	Score	RPI	S	Opponent	Score	RPI	S	Opponent	Score
3	N	Mississippi St.	37 94					63	A	Toledo	55 79	103	A	Little Rock	43 78
18	A	Texas A&M	62 83					97	H	Auburn	60 70	109	N	Cleveland St.	45 54
25	A	LSU	45 60									143	A	Texas St.	65 58
												143	H	Texas St.	53 56
												167	A	South Ala.	59 56
												167	H	South Ala.	57 72
												168	A	Troy	53 72
												168	H	Troy	55 62
												169	A	UT Arlington	61 63
												169	H	UT Arlington	34 38
												213	A	Arkansas St.	77 75
												229	N	Niagara	68 52
												233	H	Coastal Caro.	59 55
												237	H	New Orleans	66 57
												271	H	Appalachian St.	61 45
												287	A	Southeastern La.	68 56
												288	H	McNeese	98 86
												296	H	Alcorn	67 47
												308	A	Georgia St.	75 60
												326	A	Ga. Southern	58 48
												337	A	La. -Monroe	76 48
												337	H	La. -Monroe	63 55
LAST 12 Division I GAMES:															
167	A	South Ala.	59 56	337	A	La. -Monroe	76 48								
168	A	Troy	53 72	168	H	Troy	55 62								
169	H	UT Arlington	34 38	167	H	South Ala.	57 72								
143	H	Texas St.	53 56	143	A	Texas St.	65 58								
326	A	Ga. Southern	58 48	169	A	UT Arlington	61 63								
308	A	Georgia St.	75 60	337	H	La. -Monroe	63 55								

Non-Div I Games: Dillard

53 60

Louisiana

Average RPI Win: 212	WON-LOST	WINNING	LAST 10	STRENGTH OF	OPP. STRENGTH	TEAM	ADJ.	CONF.	ADJ CONF.
Average RPI Loss: 151	RECORD	PCT. RANK	GAMES	SCHEDULE	OF SCHEDULE	RPI	RPI	RPI	RPI

DIV. I ONLY	17- 10	103	6- 4	192	194	140	140	18	18
DIV. I NON-CONF.	8- 4	87	0- 0	286	175	170	170	20	20

TOTALS	RPI 1-25	RPI 26-50	W-L RECORDS	RPI 51-100	RPI 101-999	RPI 201+			
17- 10	0- 1	0- 1	OVERALL	2- 2	15- 6	10- 4			
11- 4	0- 0	0- 1	HOME	0- 1	11- 2	9- 0			
5- 5	0- 1	0- 0	AWAY	1- 1	4- 3	1- 3			
1- 1	0- 0	0- 0	NEUTRAL	1- 0	0- 1	0- 1			
8- 4	0- 1	0- 0	NON-CONFERENCE	1- 1	7- 2	5- 1			
6- 1	0- 0	0- 0	HOME	0- 0	6- 1	5- 0			
1- 2	0- 1	0- 0	AWAY	0- 1	1- 0	0- 0			
1- 1	0- 0	0- 0	NEUTRAL	1- 0	0- 1	0- 1			
9- 6	0- 0	0- 1	CONFERENCE	1- 1	8- 4	5- 3			
5- 3	0- 0	0- 1	HOME	0- 1	5- 1	4- 0			
4- 3	0- 0	0- 0	AWAY	1- 0	3- 3	1- 3			
0- 0	0- 0	0- 0	NEUTRAL	0- 0	0- 0	0- 0			

RPI 1-25				RPI 26-50				RPI 51-100				RPI 101+ Team's RPI: 140			
RPI	S	Opponent	Score	RPI	S	Opponent	Score	RPI	S	Opponent	Score	RPI	S	Opponent	Score
11	A	Texas	54 88	41	H	Western Ky.	64 74	83	A	UAB	70 60	102	H	Rice	75 55
								83	H	UAB	61 66	103	A	Little Rock	58 49
								87	N	Penn St.	71 59	105	A	Middle Tenn.	66 49
								97	A	Auburn	59 75	153	H	Charlotte	51 64
												155	H	Clemson	47 55
												189	H	Memphis	65 40
												198	A	UTEP	65 62
												206	A	Southern Miss.	50 65
												206	H	Southern Miss.	89 57
												223	H	North Texas	61 53
												227	H	Grambling	64 53
												228	A	Fla. Atlantic	72 86
												229	N	Niagara	67 73
												269	H	UTSA	63 55
												278	H	Old Dominion	59 45
												288	H	McNeese	78 62
												296	H	Alcorn	87 50
												301	A	Marshall	74 65
												310	A	FIU	54 57
												314	H	Houston Baptist	85 62
												337	H	La.-Monroe	71 49
LAST 12 Division I GAMES:															
				83	A	UAB	70 60	105	A	Middle Tenn.	66 49				
				206	H	Southern Miss.	89 57	41	H	Western Ky.	64 74				
				153	H	Charlotte	51 64	278	H	Old Dominion	59 45				
				198	A	UTEP	65 62	228	A	Fla. Atlantic	72 86				
				102	H	Rice	75 55	310	A	FIU	54 57				
				83	H	UAB	61 66	301	A	Marshall	74 65				

Non-Div I Games: LSU-Alexandria 87 47

Louisiana Tech

Average RPI Win: 106	WON-LOST RECORD	WINNING PCT. RANK	LAST 10 GAMES	STRENGTH OF SCHEDULE	OPP. STRENGTH OF SCHEDULE	TEAM RPI	ADJ. RPI	CONF. RPI	ADJ. CONF. RPI
Average RPI Loss: 5									
DIV. I ONLY	29- 2	4	9- 1	28	1	5	5	1	1
DIV. I NON-CONF.	14- 1	5	0- 1	70	8	8	8	1	1

TOTALS	RPI 1-25	RPI 26-50	W-L RECORDS	RPI 51-100	RPI 101-999	RPI 201+			
29- 2	5- 2	5- 0	OVERALL	6- 0	13- 0	4- 0			
16- 1	3- 1	2- 0	HOME	2- 0	9- 0	3- 0			
13- 1	2- 1	3- 0	AWAY	4- 0	4- 0	1- 0			
0- 0	0- 0	0- 0	NEUTRAL	0- 0	0- 0	0- 0			
14- 1	2- 1	2- 0	NON-CONFERENCE	3- 0	7- 0	4- 0			
9- 0	1- 0	1- 0	HOME	1- 0	6- 0	3- 0			
5- 1	1- 1	1- 0	AWAY	2- 0	1- 0	1- 0			
0- 0	0- 0	0- 0	NEUTRAL	0- 0	0- 0	0- 0			
15- 1	3- 1	3- 0	CONFERENCE	3- 0	6- 0	0- 0			
7- 1	2- 1	1- 0	HOME	1- 0	3- 0	0- 0			
8- 0	1- 0	2- 0	AWAY	2- 0	3- 0	0- 0			
0- 0	0- 0	0- 0	NEUTRAL	0- 0	0- 0	0- 0			

RPI 1-25				RPI 26-50				RPI 51-100				RPI 101+			
RPI	S	Opponent	Score	RPI	S	Opponent	Score	RPI	S	Opponent	Score	RPI	S	Opponent	Score
1	H	Notre Dame	100 67	29	A	Syracuse	84 77	52	A	Miami (FL)	84 74	105	H	Middle Tenn.	80 26
2	A	UConn	58 69	32	A	South Dakota St.	68 64	54	A	Indiana	72 59	108	H	Wake Forest	89 52
6	A	Ohio St.	95 90	34	A	Virginia	77 41	63	H	Toledo	90 55	110	A	North Carolina	67 57
7	H	Florida St.	49 50	34	H	Virginia	51 39	65	A	Georgia Tech	74 71	136	H	Vanderbilt	79 57
8	H	Oregon	74 61	38	H	Michigan	74 49	75	H	Virginia Tech	67 56	155	H	Clemson	65 46
12	H	Duke	66 60					89	A	Kentucky	87 63	166	A	Pittsburgh	77 51
20	A	NC State	55 47									166	H	Pittsburgh	81 49
												177	H	UT Martin	91 56
												196	A	Boston College	87 52
												219	H	Southeast Mo. St.	80 40
												297	H	Murray St.	115 51
												309	A	Air Force	62 50
												329	H	Tennessee St.	95 56
LAST 12 Division I GAMES:															
				166	H	Pittsburgh	81 49	29	A	Syracuse	84 77				
				34	H	Virginia	51 39	34	A	Virginia	77 41				
				110	A	North Carolina	67 57	108	H	Wake Forest	89 52				
				196	A	Boston College	87 52	52	A	Miami (FL)	84 74				
				2	A	UConn	58 69	7	H	Florida St.	49 50				
				155	H	Clemson	65 46	166	A	Pittsburgh	77 51				

Non-Div I Games:

Louisville

Average RPI	Win: 291	WON-LOST	WINNING	LAST 10	STRENGTH OF	OPP. STRENGTH	TEAM	ADJ.	CONF.	ADJ CONF.
Average RPI	Loss: 160	RECORD	PCT. RANK	GAMES	SCHEDULE	OF SCHEDULE	RPI	RPI	RPI	RPI
DIV. I ONLY	7- 20	294	4- 6	295	204	303	303	24	24	
DIV. I NON-CONF.	2- 9	295	0- 0	225	82	283	283	21	21	

TOTALS	RPI 1-25	RPI 26-50	W-L RECORDS	RPI 51-100	RPI 101-999	RPI 201+				
7- 20	0- 3	0- 0	OVERALL	0- 3	7- 14	6- 7				
4- 7	0- 1	0- 0	HOME	0- 1	4- 5	3- 3				
3- 13	0- 2	0- 0	AWAY	0- 2	3- 9	3- 4				
0- 0	0- 0	0- 0	NEUTRAL	0- 0	0- 0	0- 0				
2- 9	0- 3	0- 0	NON-CONFERENCE	0- 0	2- 6	2- 1				
1- 3	0- 1	0- 0	HOME	0- 0	1- 2	1- 0				
1- 6	0- 2	0- 0	AWAY	0- 0	1- 4	1- 1				
0- 0	0- 0	0- 0	NEUTRAL	0- 0	0- 0	0- 0				
5- 11	0- 0	0- 0	CONFERENCE	0- 3	5- 8	4- 6				
3- 4	0- 0	0- 0	HOME	0- 1	3- 3	2- 3				
2- 7	0- 0	0- 0	AWAY	0- 2	2- 5	2- 3				
0- 0	0- 0	0- 0	NEUTRAL	0- 0	0- 0	0- 0				

RPI 1-25				RPI 26-50				RPI 51-100				RPI 101+ Team's RPI: 303			
RPI	S	Opponent	Score	RPI	S	Opponent	Score	RPI	S	Opponent	Score	RPI	S	Opponent	Score
22	H	Green Bay	39 76					76	A	Drake	46 72	117	H	Western Mi ch.	47 65
23	A	DePaul	47 88					90	A	Missouri St.	36 75	119	A	Milwaukee	41 63
24	A	Marquette	30 92					90	H	Missouri St.	58 69	121	A	Northern Ill.	71 80
												122	A	Butler	52 64
												138	A	UNI	41 70
												152	H	Youngstown St.	49 73
												158	A	Southern Ill.	46 62
												158	H	Southern Ill.	62 53
												248	A	Illinois St.	49 57
												248	H	Illinois St.	62 59
												258	A	Indiana St.	67 74
												258	H	Indiana St.	65 73
												260	A	Bradley	71 61
												260	H	Bradley	57 59
												295	A	Valparaiso	60 76
												295	H	Valparaiso	53 63
												327	A	Fort Wayne	70 79
												328	H	Ill. -Chicago	57 55
												345	A	Chicago St.	46 28
												349	A	Evansville	60 47
												349	H	Evansville	82 63

LAST 12 Division I GAMES:															
258	A	Indiana St.	67 74	248	A	Illinois St.	49 57								
349	A	Evansville	60 47	349	H	Evansville	82 63								
158	H	Southern Ill.	62 53	258	H	Indiana St.	65 73								
90	H	Missouri St.	58 69	90	A	Missouri St.	36 75								
295	H	Valparaiso	53 63	158	A	Southern Ill.	46 62								
260	A	Bradley	71 61	295	A	Valparaiso	60 76								

Non-Div I Games:

Loyol a Chi cago

Average RPI Win:	201
Average RPI Loss:	155

Average RPI Win: 201		WON-LOST	WINNING	LAST 10	STRENGTH OF	OPP. STRENGTH	TEAM	ADJ.	CONF.	ADJ. CONF.
Average RPI Loss: 155		RECORD	PCT. RANK	GAMES	SCHEDULE	OF SCHEDULE	RPI	RPI	RPI	RPI
DIV. I ONLY		8- 20	280	4- 6	100	224	235	235	15	15
DIV. I NON-CONF.		2- 9	295	0- 0	111	264	262	262	18	18
TOTALS		RPI 1-25	RPI 26-50	W-L RECORDS		RPI 51-100	RPI 101-999	RPI 201+		
8- 20	0- 2		0- 0	OVERALL		2- 4	6- 14	4- 7		
5- 7	0- 0		0- 0	HOME		1- 2	4- 5	3- 2		
3- 13	0- 2		0- 0	AWAY		1- 2	2- 9	1- 5		
0- 0	0- 0		0- 0	NEUTRAL		0- 0	0- 0	0- 0		
2- 9	0- 2		0- 0	NON-CONFERENCE		0- 0	2- 7	1- 3		
1- 3	0- 0		0- 0	HOME		0- 0	1- 3	1- 1		
1- 6	0- 2		0- 0	AWAY		0- 0	1- 4	0- 2		
0- 0	0- 0		0- 0	NEUTRAL		0- 0	0- 0	0- 0		
6- 11	0- 0		0- 0	CONFERENCE		2- 4	4- 7	3- 4		
4- 4	0- 0		0- 0	HOME		1- 2	3- 2	2- 1		
2- 7	0- 0		0- 0	AWAY		1- 2	1- 5	1- 3		
0- 0	0- 0		0- 0	NEUTRAL		0- 0	0- 0	0- 0		

RPI 1-25				RPI 26-50				RPI 51-100				RPI 101+				Team's RPI: 235	
RPI	S	Opponent	Score	RPI	S	Opponent	Score	RPI	S	Opponent	Score	RPI	S	Opponent	Score		
21	A	Maryland	45 114					60	A	American	56 69	104	H	George Mason	72 80		
24	A	Marquette	63 83					60	H	American	58 71	111	H	Georgetown	54 72		
								88	A	Navy	44 73	114	A	Delaware	38 71		
								88	H	Navy	58 40	159	A	William & Mary	49 70		
								93	A	Bucknell I	68 65	160	A	Army West Point	47 62		
								93	H	Bucknell I	69 74	160	H	Army West Point	62 69		
												184	A	Lehigh	55 64		
												184	H	Lehigh	67 64		
												197	A	Norfolk St.	61 58		
												212	A	Boston U.	56 75		
												230	A	Lafayette	54 65		
												230	H	Lafayette	64 73		
												245	A	Holy Cross	65 58		
												245	H	Holy Cross	77 60		
												252	A	St. Francis Brooklyn	47 64		
												266	H	Towson	67 76		
												272	H	Cornell	78 63		
												282	A	Colgate	60 71		
												282	H	Colgate	70 55		
												290	A	Mt. St. Mary's	63 71		
LAST 12 Division I GAMES:																	
				88	H	Navy	58 40	245	A	Holy Cross	65 58						
				184	A	Lehigh	55 64	160	A	Army West Point	47 62						
				282	A	Colgate	60 71	184	H	Lehigh	67 64						
				93	H	Bucknell I	69 74	282	H	Colgate	70 55						
				230	H	Lafayette	64 73	93	A	Bucknell I	68 65						
				60	A	American	56 69	230	A	Lafayette	54 65						

Average RPI Win:	207	WON-LOST	WINNING	LAST 10	STRENGTH OF	OPP. STRENGTH	TEAM	ADJ.	CONF.	ADJ CONF.
Average RPI Loss:	139	RECORD	PCT. RANK	GAMES	SCHEDULE	OF SCHEDULE	RPI	RPI	RPI	RPI
DIV. I ONLY	18- 10	94	7- 3	246	111	133	133	14	14	
DIV. I NON-CONF.	7- 3	74	0- 0	301	100	158	158	11	11	

TOTALS	RPI 1-25	RPI 26-50	W-L RECORDS	RPI 51-100	RPI 101-999	RPI 201+				
18- 10	0- 0	0- 3	OVERALL	3- 0	15- 7	9- 3				
10- 5	0- 0	0- 2	HOME	2- 0	8- 3	5- 1				
8- 5	0- 0	0- 1	AWAY	1- 0	7- 4	4- 2				
0- 0	0- 0	0- 0	NEUTRAL	0- 0	0- 0	0- 0				
7- 3	0- 0	0- 1	NON-CONFERENCE	1- 0	6- 2	4- 2				
4- 2	0- 0	0- 1	HOME	1- 0	3- 1	2- 1				
3- 1	0- 0	0- 0	AWAY	0- 0	3- 1	2- 1				
0- 0	0- 0	0- 0	NEUTRAL	0- 0	0- 0	0- 0				
11- 7	0- 0	0- 2	CONFERENCE	2- 0	9- 5	5- 1				
6- 3	0- 0	0- 1	HOME	1- 0	5- 2	3- 0				
5- 4	0- 0	0- 1	AWAY	1- 0	4- 3	2- 1				
0- 0	0- 0	0- 0	NEUTRAL	0- 0	0- 0	0- 0				

RPI	S	Opponent	Score	RPI	S	Opponent	Score	RPI	S	Opponent	Score	RPI	S	Opponent	Score
39	A	Gonzaga	67 77	74	A	Saint Mary's (CA)	75 65	125	A	Saint Louis	62 60				
39	H	Gonzaga	69 75	74	H	Saint Mary's (CA)	69 57	131	A	San Francisco	60 78				
45	H	Southern Cal i forni a	70 80	84	H	Mi ami (OH)	84 71	131	H	San Francis sco	65 60				
								142	A	BYU	52 62				
								142	H	BYU	55 67				
								188	A	San Di ego	67 53				
								188	H	San Di ego	54 60				
								192	A	Paci fi c	79 77				
								192	H	Paci fi c	75 60				
								193	H	UC Santa Barbara	67 61				
								208	A	SMU	60 63				
								211	H	Eastern Mi ch.	73 64				
								214	H	CSUN	68 75				
								244	A	Pepperdi ne	74 85				
								244	H	Pepperdi ne	75 60				
								246	A	UC Ri versi de	67 59				
								275	H	Ari zona	84 70				
								280	A	Santa Clara	65 51				
								280	H	Santa Clara	64 45				
								299	A	Long Beach St.	84 69				
								316	A	Portland	63 60				
								316	H	Portland	76 55				
LAST 12 Division I GAMES:															
192	A	Paci fi c	79 77	316	H	Portland	76 55								
280	H	Santa Clara	64 45	142	A	BYU	52 62								
131	H	San Francis sco	65 60	188	A	San Di ego	67 53								
39	H	Gonzaga	69 75	244	H	Pepperdi ne	75 60								
244	A	Pepperdi ne	74 85	316	A	Portland	63 60								
74	A	Saint Mary's (CA)	75 65	142	H	BYU	55 67								

Non-Div I Games: Cal St. Dom. Hills 84 52

Loyola Marymount

M
a
i
n
e

M
a
i
n
e

Mai ne

Page 155

Average RPI Win:	297	WON-LOST	WINNING	LAST 10	STRENGTH OF	OPP. STRENGTH	TEAM	ADJ.	CONF.	ADJ CONF.
Average RPI Loss:	169	RECORD	PCT. RANK	GAMES	SCHEDULE	OF SCHEDULE	RPI	RPI	RPI	RPI
DIV. I ONLY	12- 17	224	5- 5	296	283	259	259	28	28	
DIV. I NON-CONF.	3- 8	268	0- 0	107	215	216	216	25	25	

TOTALS	RPI 1-25	RPI 26-50	W-L RECORDS	RPI 51-100	RPI 101-999	RPI 201+				
12- 17	0- 0	0- 3	OVERALL	0- 3	12- 11	12- 6				
7- 5	0- 0	0- 1	HOME	0- 2	7- 2	7- 1				
4- 12	0- 0	0- 2	AWAY	0- 1	4- 9	4- 5				
1- 0	0- 0	0- 0	NEUTRAL	0- 0	1- 0	1- 0				
3- 8	0- 0	0- 2	NON-CONFERENCE	0- 3	3- 3	3- 1				
1- 2	0- 0	0- 0	HOME	0- 2	1- 0	1- 0				
1- 6	0- 0	0- 2	AWAY	0- 1	1- 3	1- 1				
1- 0	0- 0	0- 0	NEUTRAL	0- 0	1- 0	1- 0				
9- 9	0- 0	0- 1	CONFERENCE	0- 0	9- 8	9- 5				
6- 3	0- 0	0- 1	HOME	0- 0	6- 2	6- 1				
3- 6	0- 0	0- 0	AWAY	0- 0	3- 6	3- 4				
0- 0	0- 0	0- 0	NEUTRAL	0- 0	0- 0	0- 0				

RPI 1-25				RPI 26-50				RPI 51-100				RPI 101+				Team's RPI: 259	
RPI	S	Opponent	Score	RPI	S	Opponent	Score	RPI	S	Opponent	Score	RPI	S	Opponent	Score		
34	A	Virginia	47 69	73	H	Fordham	48 54	176	A	Marist	40 65						
40	A	California	66 87	79	H	Albany (NY)	56 62	180	A	Stony Brook	59 74						
42	H	Quinnipiac	64 80	87	A	Penn St.	46 78	186	A	New Hampshire	55 68						
								199	A	Siena	51 56						
								199	H	Siena	54 56						
								229	A	Niagara	64 65						
								229	H	Niagara	82 64						
								252	H	St. Francis Brooklyn	57 54						
								257	A	Sacred Heart	61 65						
								263	A	Rider	51 67						
								263	H	Rider	50 53						
								267	A	Fairfield	52 55						
								267	H	Fairfield	55 44						
								277	A	LIU Brooklyn	72 38						
								279	A	Canisius	59 56						
								279	H	Canisius	58 39						
								291	A	Monmouth	59 63						
								291	H	Monmouth	63 53						
								315	N	Coppin St.	74 56						
								338	A	Iona	57 48						
								338	H	Iona	67 63						
								348	A	Saint Peter's	60 39						
								348	H	Saint Peter's	76 64						
LAST 12 Division I GAMES:																	
263	H	Rider	50 53	229	H	Niagara	82 64										
348	A	Saint Peter's	60 39	267	A	Fairfield	52 55										
338	A	Iona	57 48	263	A	Rider	51 67										
199	H	Siena	54 56	291	H	Monmouth	63 53										
291	A	Monmouth	59 63	199	A	Siena	51 56										
267	H	Fairfield	55 44	338	H	Iona	67 63										

Non-Div I Games:

Manhattan

■ Loss,
 ■ Non-Conf,
 ■ S Site,
 ■ H Home
 ■ A Away
 N Neutral

MaristMarist

Mari st

MarquetteMarquette

Marquette

Average RPI Win:	287	WON-LOST	WINNING	LAST 10	STRENGTH OF	OPP. STRENGTH	TEAM	ADJ.	CONF.	ADJ CONF.
Average RPI Loss:	153	RECORD	PCT. RANK	GAMES	SCHEDULE	OF SCHEDULE	RPI	RPI	RPI	RPI
DIV. I ONLY	7- 19	288	3- 7	256	168	301	301	18	18	
DIV. I NON-CONF.	4- 7	226	0- 0	333	133	319	319	20	20	

TOTALS	RPI 1-25	RPI 26-50	W-L RECORDS	RPI 51-100	RPI 101-999	RPI 201+				
7- 19	0- 0	0- 2	OVERALL	0- 4	7- 13	6- 6				
5- 9	0- 0	0- 1	HOME	0- 3	5- 5	4- 2				
2- 10	0- 0	0- 1	AWAY	0- 1	2- 8	2- 4				
0- 0	0- 0	0- 0	NEUTRAL	0- 0	0- 0	0- 0				
4- 7	0- 0	0- 0	NON-CONFERENCE	0- 3	4- 4	4- 1				
3- 4	0- 0	0- 0	HOME	0- 2	3- 2	3- 1				
1- 3	0- 0	0- 0	AWAY	0- 1	1- 2	1- 0				
0- 0	0- 0	0- 0	NEUTRAL	0- 0	0- 0	0- 0				
3- 12	0- 0	0- 2	CONFERENCE	0- 1	3- 9	2- 5				
2- 5	0- 0	0- 1	HOME	0- 1	2- 3	1- 1				
1- 7	0- 0	0- 1	AWAY	0- 0	1- 6	1- 4				
0- 0	0- 0	0- 0	NEUTRAL	0- 0	0- 0	0- 0				

RPI 1-25				RPI 26-50				RPI 51-100				RPI 101+				Team's RPI: 301
RPI	S	Opponent	Score	RPI	S	Opponent	Score	RPI	S	Opponent	Score	RPI	S	Opponent	Score	
41	A	Western Ky.	50 77	41	H	Western Ky.	66 86	82	H	Ohio	52 54	102	A	Rice	44 87	
								83	H	UAB	62 69	105	H	Middle Tenn.	57 73	
								87	H	Penn St.	65 80	109	A	Cleveland St.	76 85	
								89	A	Kentucky	39 69	140	H	Louisiana Tech	65 74	
												153	A	Charlotte	61 67	
												157	A	Florida	69 74	
												158	H	Southern Ill.	59 64	
												198	H	UTEP	66 64	
												206	A	Southern Miss.	61 70	
												223	A	North Texas	62 54	
												228	A	Fla. Atlantic	59 79	
												264	H	Morgan St.	73 68	
												269	H	UTSA	59 72	
												271	H	Appalachian St.	54 56	
												278	A	Old Dominion	53 69	
												310	A	FIU	54 67	
												310	H	FIU	78 75	
												329	A	Tennessee St.	71 65	
												340	H	Winthrop	70 40	
												343	H	Longwood	90 45	
LAST 12 Division I GAMES:																
223	A	North Texas	62 54	206	A	Southern Miss.	61 70									
102	A	Rice	44 87	153	A	Charlotte	61 67									
41	A	Western Ky.	50 77	310	H	FIU	78 75									
198	H	UTEP	66 64	105	H	Middle Tenn.	57 73									
83	H	UAB	62 69	41	H	Western Ky.	66 86									
269	H	UTSA	59 72	278	A	Old Dominion	53 69									

Non-Div I Games: Ky. Christian 111 38 Alice Lloyd 96 46

Marshall

Average RPI Win:	136	WON-LOST	WINNING	LAST 10	STRENGTH OF	OPP. STRENGTH	TEAM	ADJ.	CONF.	ADJ CONF.
Average RPI Loss:	37	RECORD	PCT. RANK	GAMES	SCHEDULE	OF SCHEDULE	RPI	RPI	RPI	RPI
DIV. I ONLY	23- 6	28	7- 3	51	27	21	21	3	3	
DIV. I NON-CONF.	11- 2	22	1- 0	140	48	40	40	4	4	

TOTALS	RPI 1-25	RPI 26-50	W-L RECORDS	RPI 51-100	RPI 101-999	RPI 201+				
23- 6	2- 2	3- 2	OVERALL	8- 2	10- 0	8- 0				
12- 3	2- 1	1- 0	HOME	4- 2	5- 0	5- 0				
10- 3	0- 1	2- 2	AWAY	4- 0	4- 0	2- 0				
1- 0	0- 0	0- 0	NEUTRAL	0- 0	1- 0	1- 0				
11- 2	0- 2	1- 0	NON-CONFERENCE	3- 0	7- 0	7- 0				
6- 1	0- 1	0- 0	HOME	2- 0	4- 0	4- 0				
4- 1	0- 1	1- 0	AWAY	1- 0	2- 0	2- 0				
1- 0	0- 0	0- 0	NEUTRAL	0- 0	1- 0	1- 0				
12- 4	2- 0	2- 2	CONFERENCE	5- 2	3- 0	1- 0				
6- 2	2- 0	1- 0	HOME	2- 2	1- 0	1- 0				
6- 2	0- 0	1- 2	AWAY	3- 0	2- 0	0- 0				
0- 0	0- 0	0- 0	NEUTRAL	0- 0	0- 0	0- 0				

RPI	S	Opponent	Score	RPI	S	Opponent	Score	RPI	S	Opponent	Score	RPI	S	Opponent	Score
2	A	UConn	72 97	34	A	Virginia	60 59	52	A	Miami (FL)	79 71	170	A	Northwestern	68 65
6	H	Ohio St.	99 69	38	A	Michigan	65 71	54	H	Indiana	74 70	191	A	Wisconsin	71 44
16	H	Iowa	80 64	43	A	Rutgers	72 54	56	H	Purdue	65 75	216	A	Akron	75 54
17	H	South Carolina	86 94	43	H	Rutgers	88 60	61	A	Michigan St.	76 68	220	H	Illinois	100 65
				46	A	Minnesota	74 93	61	H	Michigan St.	68 82	229	H	Niagara	92 65
								64	A	Nebraska	64 57	235	H	Loyola Maryland	114 45
								64	H	Nebraska	77 75	265	H	Howard	111 49
								79	H	Albany (NY)	91 58	290	H	Mt. St. Mary's	97 57
								87	A	Penn St.	69 65	300	N	Kennesaw St.	89 35
								96	H	George Washington	80 54	315	A	Coppin St.	113 49

LAST 12 Division I GAMES:															
				52	A	Miami (FL)	79 71	61	A	Michigan St.	76 68				
				64	H	Nebraska	77 75	64	A	Nebraska	64 57				
				38	A	Michigan	65 71	43	H	Rutgers	88 60				
				46	A	Minnesota	74 93	170	A	Northwestern	68 65				
				56	H	Purdue	65 75	6	H	Ohio St.	99 69				
				43	A	Rutgers	72 54	54	H	Indiana	74 70				

Non-Div I Games:

Maryland

Average RPI Win:	272	WON-LOST	WINNING	LAST 10	STRENGTH OF	OPP. STRENGTH	TEAM	ADJ.	CONF.	ADJ CONF.
Average RPI Loss:	156	RECORD	PCT. RANK	GAMES	SCHEDULE	OF SCHEDULE	RPI	RPI	RPI	RPI
DIV. I ONLY	12- 15	210	5- 5	335	188	274	274	12	12	
DIV. I NON-CONF.	6- 5	153	0- 0	345	322	284	284	10	10	

TOTALS	RPI 1-25	RPI 26-50	W-L RECORDS	RPI 51-100	RPI 101-999	RPI 201+				
12- 15	0- 0	0- 1	OVERALL	1- 3	11- 11	10- 4				
7- 6	0- 0	0- 1	HOME	1- 1	6- 4	5- 1				
4- 9	0- 0	0- 0	AWAY	0- 2	4- 7	4- 3				
1- 0	0- 0	0- 0	NEUTRAL	0- 0	1- 0	1- 0				
6- 5	0- 0	0- 0	NON-CONFERENCE	1- 0	5- 5	5- 2				
3- 2	0- 0	0- 0	HOME	1- 0	2- 2	2- 0				
2- 3	0- 0	0- 0	AWAY	0- 0	2- 3	2- 2				
1- 0	0- 0	0- 0	NEUTRAL	0- 0	1- 0	1- 0				
6- 10	0- 0	0- 1	CONFERENCE	0- 3	6- 6	5- 2				
4- 4	0- 0	0- 1	HOME	0- 1	4- 2	3- 1				
2- 6	0- 0	0- 0	AWAY	0- 2	2- 4	2- 1				
0- 0	0- 0	0- 0	NEUTRAL	0- 0	0- 0	0- 0				

RPI	S	Opponent	Score	RPI	S	Opponent	Score	RPI	S	Opponent	Score	RPI	S	Opponent	Score
				31	H	Dayton	49 78	72	A	Duquesne	57 60	104	A	George Mason	60 71
								73	H	Fordham	51 62	125	A	Saint Louis	63 64
								85	H	Liberty	64 61	135	H	Northeastern	54 64
								96	A	George Washington	49 55	141	H	Saint Joseph's	79 84
												161	A	North Dakota	52 82
												176	H	Marist	60 88
												178	A	Davidson	81 87
												178	H	Davidson	70 68
												202	A	Richmond	58 49
												202	H	Richmond	39 51
												243	H	La Salle	69 66
												253	A	St. Bonaventure	59 69
												266	H	Towson	72 49
												283	H	VCU	79 75
												286	A	North Dakota St.	70 82
												305	A	Incarnate Word	64 45
												306	A	UTRGV	59 67
												333	A	Rhode Island	61 59
												333	H	Rhode Island	87 50
												339	N	Mississippi Val.	85 46
												347	A	UMass Lowell	73 63
												348	H	Saint Peter's	81 65
LAST 12 Division I GAMES:															
333	H	Rhode Island	87 50	243	H	La Salle	69 66								
202	A	Richmond	58 49	202	H	Richmond	39 51								
178	H	Davidson	70 68	333	A	Rhode Island	61 59								
96	A	George Washington	49 55	178	A	Davidson	81 87								
104	A	George Mason	60 71	283	H	VCU	79 75								
31	H	Dayton	49 78	125	A	Saint Louis	63 64								

Non-Div I Games: Me.-Fort Kent 111 45 Fisher 121 38

Massachusetts

■ Loss,
 ■ Non-Conf,
 ■ S Site,
 ■ Home
 ■ A Away
 N Neutral

Average RPI Win: 317
Average RPI Loss: 169

WON-LOST
RECORD

WINNING
PCT. RANK

LAST 10
GAMES

STRENGTH OF
SCHEDULE

OPP. STRENGTH
OF SCHEDULE

TEAM
RPI

ADJ.
RPI

CONF.
RPI

ADJ CONF.
RPI

DIV. I ONLY	8- 16	261	4- 6	314	260	288	288	27	27
DIV. I NON-CONF.	1- 7	310	0- 0	112	88	280	280	26	26
TOTALS	RPI 1-25	RPI 26-50	W-L RECORDS	RPI 51-100	RPI 101-999	RPI 201+			
8- 16	0- 2	0- 0	OVERALL	0- 1	8- 13	8- 8			
3- 7	0- 0	0- 0	HOME	0- 0	3- 7	3- 5			
5- 9	0- 2	0- 0	AWAY	0- 1	5- 6	5- 3			
0- 0	0- 0	0- 0	NEUTRAL	0- 0	0- 0	0- 0			
1- 7	0- 2	0- 0	NON-CONFERENCE	0- 0	1- 5	1- 2			
1- 2	0- 0	0- 0	HOME	0- 0	1- 2	1- 1			
0- 5	0- 2	0- 0	AWAY	0- 0	0- 3	0- 1			
0- 0	0- 0	0- 0	NEUTRAL	0- 0	0- 0	0- 0			
7- 9	0- 0	0- 0	CONFERENCE	0- 1	7- 8	7- 6			
2- 5	0- 0	0- 0	HOME	0- 0	2- 5	2- 4			
5- 4	0- 0	0- 0	AWAY	0- 1	5- 3	5- 2			
0- 0	0- 0	0- 0	NEUTRAL	0- 0	0- 0	0- 0			

RPI	S	Opponent	Score	RPI	S	Opponent	Score	RPI	S	Opponent	Score	RPI	S	Opponent	Score	Team's RPI: 288
4	A	Bayl or	34 95					92	A	Lamar Uni versi ty	58 83	115	H	Central Ark.	45 51	
11	A	Texas	34 100									123	A	SFA	58 73	
												129	H	Tul ane	66 70	
												140	A	Loui si ana Tech	62 78	
												163	A	Loui si ana	86 98	
												208	A	SMU	59 65	
												227	H	Grambl ing	60 75	
												231	A	Ni chol ls St.	51 63	
												231	H	Ni chol ls St.	54 61	
												236	H	Abilene Chri stian	75 80	
												237	A	New Orleans	62 84	
												237	H	New Orleans	64 77	
												287	A	Southeastern La.	77 65	
												287	H	Southeastern La.	69 47	
												305	A	Incar nate Word	66 57	
												314	A	Houston Baptist	86 74	
												314	H	Houston Baptist	61 67	
												335	A	Northwestern St.	60 44	
												335	H	Northwestern St.	72 67	
												336	A	Sam Houston St.	66 63	
												337	H	La. -Monroe	65 61	
LAST 12 Di vi si on I GAMES:																
314	H	Houston Baptist	61 67	335	A	Northwestern St.	60 44									
231	A	Ni chol ls St.	51 63	336	A	Sam Houston St.	66 63									
237	A	New Orleans	62 84	92	A	Lamar Uni versi ty	58 83									
115	H	Central Ark.	45 51	314	A	Houston Baptist	86 74									
287	H	Southeastern La.	69 47	287	A	Southeastern La.	77 65									
123	A	SFA	58 73	231	H	Ni chol ls St.	54 61									

Non-Di v I Games: LSU-Alexandria 73 53 Louisiana Col. 84 46 Southern-N. O. 76 61

McNeese

Loss, Non-Conf, S Site, H Home A Away N Neutral

Average RPI Win: 204

Average RPI Loss: 98

WON-LOST
RECORDWINNING
PCT. RANKLAST 10
GAMESSTRENGTH OF
SCHEDULEOPP. STRENGTH
OF SCHEDULETEAM
RPIADJ.
RPICONF.
RPIADJ CONF.
RPI

DIV. I ONLY	10- 19	255	3- 7	65	87	189	189	8	8
DIV. I NON-CONF.	5- 8	220	0- 0	96	143	210	210	7	7

TOTALS	RPI 1-25	RPI 26-50	W-L RECORDS	RPI 51-100	RPI 101-999	RPI 201+			
10- 19	0- 5	0- 2	OVERALL	1- 2	9- 10	6- 3			
7- 8	0- 2	0- 1	HOME	1- 1	6- 4	5- 2			
3- 8	0- 1	0- 1	AWAY	0- 1	3- 5	1- 1			
0- 3	0- 2	0- 0	NEUTRAL	0- 0	0- 1	0- 0			
5- 8	0- 2	0- 0	NON-CONFERENCE	1- 1	4- 5	3- 1			
4- 3	0- 0	0- 0	HOME	1- 1	3- 2	3- 1			
1- 2	0- 0	0- 0	AWAY	0- 0	1- 2	0- 0			
0- 3	0- 2	0- 0	NEUTRAL	0- 0	0- 1	0- 0			
5- 11	0- 3	0- 2	CONFERENCE	0- 1	5- 5	3- 2			
3- 5	0- 2	0- 1	HOME	0- 0	3- 2	2- 1			
2- 6	0- 1	0- 1	AWAY	0- 1	2- 3	1- 1			
0- 0	0- 0	0- 0	NEUTRAL	0- 0	0- 0	0- 0			

RPI 1-25				RPI 26-50				RPI 51-100				RPI 101+ Team's RPI: 189			
RPI	S	Opponent	Score	RPI	S	Opponent	Score	RPI	S	Opponent	Score	RPI	S	Opponent	Score
2	A	UConn	49 97	44	A	UCF	41 61	71	A	Houston	55 66	103	A	Little Rock	57 86
2	H	UConn	36 93	44	H	UCF	40 63	81	H	IUPUI	57 80	118	A	Cincinnati	53 64
6	N	Ohio St.	69 100					83	H	UAB	64 62	129	H	Tulane	73 60
14	H	South Fla.	62 81									132	A	Wichita St.	61 69
23	N	DePaul	67 81									132	H	Wichita St.	64 77
												136	A	Vanderbilt	71 60
												140	A	Louisiana Tech	40 65
												158	H	Southern Ill.	56 68
												162	N	Kent St.	55 70
												195	A	Temple	83 78
												203	A	East Carolina	62 75
												203	H	East Carolina	72 36
												208	H	SMU	35 53
												209	A	Tulsa	69 48
												209	H	Tulsa	65 56
												220	H	Illinois	47 63
												227	H	Grambling	57 48
												320	H	Jackson St.	64 53
												329	H	Tennessee St.	79 75
LAST 12 Division I GAMES:															
195	A	Temple	83 78	71	A	Houston	55 66								
209	H	Tulsa	65 56	44	A	UCF	41 61								
44	H	UCF	40 63	132	H	Wichita St.	64 77								
129	H	Tulane	73 60	2	H	UConn	36 93								
203	A	East Carolina	62 75	118	A	Cincinnati	53 64								
208	H	SMU	35 53	14	H	South Fla.	62 81								

Non-Div I Games:

Memphis

Average RPI	Win:	209	WON-LOST	WINNING	LAST 10	STRENGTH OF	OPP. STRENGTH	TEAM	ADJ.	CONF.	ADJ CONF.
Average RPI	Loss:	35	RECORD	PCT. RANK	GAMES	SCHEDULE	OF SCHEDULE	RPI	RPI	RPI	RPI
DIV. I ONLY		27- 2		5	10- 0	251	152	53	53	17	17
DIV. I NON-CONF.		13- 2		20	0- 0	249	170	69	69	17	17

TOTALS	RPI 1-25		RPI 26-50		W-L RECORDS	RPI 51-100		RPI 101-999		RPI 201+	
27- 2	0- 0		1- 2		OVERALL	3- 0		23- 0		14- 0	
13- 1	0- 0		0- 1		HOME	2- 0		11- 0		7- 0	
13- 0	0- 0		1- 0		AWAY	1- 0		11- 0		6- 0	
1- 1	0- 0		0- 1		NEUTRAL	0- 0		1- 0		1- 0	
13- 2	0- 0		1- 2		NON-CONFERENCE	1- 0		11- 0		8- 0	
6- 1	0- 0		0- 1		HOME	1- 0		5- 0		4- 0	
6- 0	0- 0		1- 0		AWAY	0- 0		5- 0		3- 0	
1- 1	0- 0		0- 1		NEUTRAL	0- 0		1- 0		1- 0	
14- 0	0- 0		0- 0		CONFERENCE	2- 0		12- 0		6- 0	
7- 0	0- 0		0- 0		HOME	1- 0		6- 0		3- 0	
7- 0	0- 0		0- 0		AWAY	1- 0		6- 0		3- 0	
0- 0	0- 0		0- 0		NEUTRAL	0- 0		0- 0		0- 0	

RPI 1-25				RPI 26-50				RPI 51-100				Team's RPI : 53				RPI 101+			
RPI	S	Opponent	Score	RPI	S	Opponent	Score	RPI	S	Opponent	Score	RPI	S	Opponent	Score	RPI	S	Opponent	Score
				28	H	Georgia	54 72	96	H	George Washington	61 44	110	A	North Carolina	97 86				
				41	N	Western Ky.	62 67	98	A	Chattanooga	71 50	113	A	ETSU	85 65				
				44	A	UCF	73 64	98	H	Chattanooga	65 56	113	H	ETSU	63 48				
												153	A	Charlotte	90 74				
												171	A	Samford	73 59				
												171	H	Samford	48 45				
												175	A	Furman	86 64				
												175	H	Furman	65 53				
												178	H	Davidson	69 54				
												225	A	UNC Asheville	67 56				
												226	A	UNCG	57 54				
												226	H	UNCG	80 57				
												228	A	Fla. Atlantic	66 55				
												265	H	Howard	70 44				
												269	A	Campbell	58 57				
												283	N	VCU	70 54				
												298	A	Wofford	71 46				
												298	H	Wofford	80 39				
												317	A	Western Caro.	53 46				
												317	H	Western Caro.	72 50				
												322	H	South Carolina St.	74 53				
												326	H	Ga. Southern	72 45				
												340	H	Winthrop	93 45				
LAST 12 Division I GAMES:																			
				113	H	ETSU	63 48	175	H	Furman	65 53								
				98	H	Chattanooga	65 56	98	A	Chattanooga	71 50								
				226	A	UNCG	57 54	113	A	ETSU	85 65								
				317	A	Western Caro.	53 46	317	H	Western Caro.	72 50								
				171	H	Samford	48 45	226	H	UNCG	80 57								
				298	H	Wofford	80 39	171	A	Samford	73 59								

Non-Div I Games:

Mercer

Average RPI Win:	197	WON-LOST	WINNING	LAST 10	STRENGTH OF	OPP. STRENGTH	TEAM	ADJ.	CONF.	ADJ CONF.
Average RPI Loss:	80	RECORD	PCT. RANK	GAMES	SCHEDULE	OF SCHEDULE	RPI	RPI	RPI	RPI
DIV. I ONLY	18- 9	79	8- 2	146	103	84	84	7	7	
DIV. I NON-CONF.	8- 3	65	0- 0	233	311	89	89	8	8	

TOTALS	RPI 1-25	RPI 26-50	W-L RECORDS	RPI 51-100	RPI 101-999	RPI 201+				
18- 9	0- 2	0- 2	OVERALL	3- 1	15- 4	10- 1				
10- 3	0- 1	0- 1	HOME	2- 0	8- 1	6- 1				
7- 6	0- 1	0- 1	AWAY	1- 1	6- 3	4- 0				
1- 0	0- 0	0- 0	NEUTRAL	0- 0	1- 0	0- 0				
8- 3	0- 0	0- 0	NON-CONFERENCE	1- 1	7- 2	5- 0				
5- 0	0- 0	0- 0	HOME	0- 0	5- 0	4- 0				
2- 3	0- 0	0- 0	AWAY	1- 1	1- 2	1- 0				
1- 0	0- 0	0- 0	NEUTRAL	0- 0	1- 0	0- 0				
10- 6	0- 2	0- 2	CONFERENCE	2- 0	8- 2	5- 1				
5- 3	0- 1	0- 1	HOME	2- 0	3- 1	2- 1				
5- 3	0- 1	0- 1	AWAY	0- 0	5- 1	3- 0				
0- 0	0- 0	0- 0	NEUTRAL	0- 0	0- 0	0- 0				

RPI 1-25				RPI 26-50				RPI 51-100				Team's RPI: 84				RPI 101+			
RPI	S	Opponent	Score	RPI	S	Opponent	Score	RPI	S	Opponent	Score	RPI	S	Opponent	Score	RPI	S	Opponent	Score
13	A	Buffalo	67 72	27	H	Central Mich.	66 84	56	A	Purdue	66 75	117	A	Western Mich.	70 81				
13	H	Buffalo	49 64	36	A	Ball St.	61 86	63	H	Toledo	67 58	118	A	Cincinnati	62 73				
								81	A	IUPUI	96 83	121	A	Northern Ill.	77 62				
								82	H	Ohio	64 55	121	H	Northern Ill.	67 65				
												133	A	Loyola Marymount	71 84				
												162	A	Kent St.	65 59				
												172	N	Denver	69 52				
												183	H	Jacksonville St.	58 55				
												207	A	Bowling Green	66 62				
												207	H	Bowling Green	92 64				
												211	A	Eastern Mich.	73 69				
												211	H	Eastern Mich.	59 74				
												216	A	Akron	77 50				
												216	H	Akron	75 67				
												258	A	Indiana St.	68 56				
												279	H	Canisius	72 47				
												295	H	Valparaiso	77 68				
												319	H	Detroit Mercy	91 64				
												344	H	Florida A&M	73 33				
LAST 12 Division I GAMES:																			
207	H	Bowling Green	92 64	121	A	Northern Ill.	77 62												
216	A	Akron	77 50	82	H	Ohio	64 55												
162	A	Kent St.	65 59	211	A	Eastern Mich.	73 69												
13	H	Buffalo	49 64	117	A	Western Mich.	70 81												
63	H	Toledo	67 58	216	H	Akron	75 67												
207	A	Bowling Green	66 62	211	H	Eastern Mich.	59 74												

Non-Div I Games:

Miami (OH)

Average RPI	Win:	152	WON-LOST	WINNING	LAST 10	STRENGTH OF	OPP. STRENGTH	TEAM	ADJ.	CONF.	ADJ CONF.
Average RPI	Loss:	29	RECORD	PCT. RANK	GAMES	SCHEDULE	OF SCHEDULE	RPI	RPI	RPI	RPI
DIV. I ONLY		21- 8	58	6- 4	63	42	38	38	3	3	
DIV. I NON-CONF.		11- 2	22	0- 0	150	85	46	46	4	4	

TOTALS	RPI 1-25		RPI 26-50		W-L RECORDS		RPI 51-100		RPI 101-999		RPI 201+
21- 8	3- 4		0- 2		OVERALL		6- 2		12- 0		6- 0
14- 3	2- 2		0- 0		HOME		4- 1		8- 0		4- 0
7- 5	1- 2		0- 2		AWAY		2- 1		4- 0		2- 0
0- 0	0- 0		0- 0		NEUTRAL		0- 0		0- 0		0- 0
11- 2	1- 2		0- 0		NON-CONFERENCE		2- 0		8- 0		5- 0
8- 1	1- 1		0- 0		HOME		1- 0		6- 0		3- 0
3- 1	0- 1		0- 0		AWAY		1- 0		2- 0		2- 0
0- 0	0- 0		0- 0		NEUTRAL		0- 0		0- 0		0- 0
10- 6	2- 2		0- 2		CONFERENCE		4- 2		4- 0		1- 0
6- 2	1- 1		0- 0		HOME		3- 1		2- 0		1- 0
4- 4	1- 1		0- 2		AWAY		1- 1		2- 0		0- 0
0- 0	0- 0		0- 0		NEUTRAL		0- 0		0- 0		0- 0

RPI 1-25				RPI 26-50				Team's RPI: 38	RPI 51-100				RPI 101+			
RPI	S	Opponent	Score	RPI	S	Opponent	Score		RPI	S	Opponent	Score	RPI	S	Opponent	Score
1	H	Notre Dame	63 83	43	A	Rutgers	56 63		54	H	Indiana	84 79	104	H	George Mason	75 61
5	A	Louisville	49 74	46	A	Minnesota	87 93		56	H	Purdue	79 81	162	H	Kent St.	54 41
6	A	Ohio St.	84 75						61	A	Michigan St.	61 66	170	A	Northwestern	80 59
6	H	Ohio St.	71 78						61	H	Michigan St.	74 48	170	H	Northwestern	84 63
16	A	Iowa	72 82						64	A	Nebraska	69 64	190	H	Oakland	78 69
21	H	Maryland	71 65						82	A	Ohio	74 61	191	A	Wisconsin	80 57
24	H	Marquette	82 76						85	H	Liberty	74 50	220	H	Illinois	86 42
									87	H	Penn St.	89 69	250	H	North Florida	79 34
													277	A	LIU Brooklyn	86 49
													319	A	Detroit Mercy	86 50
													327	H	Fort Wayne	77 45
													334	H	Delaware St.	105 36

LAST 12 Division I GAMES:																
21	H	Maryland	71 65	170	A	Northwestern	80 59		61	H	Michigan St.	74 48				
46	A	Minnesota	87 93	61	H	Michigan St.	74 48		220	H	Illinois	86 42				
61	A	Michigan St.	61 66	6	A	Ohio St.	84 75		64	A	Nebraska	69 64				
170	H	Northwestern	84 63	54	H	Indiana	84 79									
43	A	Rutgers	56 63													
56	H	Purdue	79 81													

Non-Div I Games:

Michigan

Average RPI Win:	219	WON-LOST	WINNING	LAST 10	STRENGTH OF	OPP. STRENGTH	TEAM	ADJ.	CONF.	ADJ CONF.
Average RPI Loss:	91	RECORD	PCT. RANK	GAMES	SCHEDULE	OF SCHEDULE	RPI	RPI	RPI	RPI
DIV. I ONLY	17- 11	107	6- 4	144	127	105	105	18	18	
DIV. I NON-CONF.	8- 5	111	0- 0	255	44	123	123	20	20	

TOTALS	RPI 1-25	RPI 26-50	W-L RECORDS	RPI 51-100	RPI 101-999	RPI 201+				
17- 11	0- 1	0- 3	OVERALL	1- 3	16- 4	10- 1				
8- 4	0- 0	0- 1	HOME	1- 1	7- 2	4- 1				
8- 6	0- 1	0- 1	AWAY	0- 2	8- 2	5- 0				
1- 1	0- 0	0- 1	NEUTRAL	0- 0	1- 0	1- 0				
8- 5	0- 1	0- 1	NON-CONFERENCE	1- 1	7- 2	5- 0				
5- 0	0- 0	0- 0	HOME	1- 0	4- 0	3- 0				
2- 4	0- 1	0- 0	AWAY	0- 1	2- 2	1- 0				
1- 1	0- 0	0- 1	NEUTRAL	0- 0	1- 0	1- 0				
9- 6	0- 0	0- 2	CONFERENCE	0- 2	9- 2	5- 1				
3- 4	0- 0	0- 1	HOME	0- 1	3- 2	1- 1				
6- 2	0- 0	0- 1	AWAY	0- 1	6- 0	4- 0				
0- 0	0- 0	0- 0	NEUTRAL	0- 0	0- 0	0- 0				

RPI 1-25				RPI 26-50				RPI 51-100				RPI 101+ Team's RPI: 105			
RPI	S	Opponent	Score	RPI	S	Opponent	Score	RPI	S	Opponent	Score	RPI	S	Opponent	Score
5	A	Louisville	26 80	41	A	Western Ky.	43 57	65	A	Georgia Tech	45 48	102	H	Rice	51 41
				41	H	Western Ky.	60 76	83	A	UAB	58 65	129	A	Tulane	44 62
				45	N	Southern California	57 72	83	H	UAB	51 59	136	A	Vanderbilt	65 54
								89	H	Kentucky	62 57	140	H	Louisiana Tech	49 66
												153	A	Charlotte	54 53
												153	H	Charlotte	64 45
												165	A	Ole Miss	56 65
												168	H	Troy	73 57
												198	A	UTEP	54 45
												206	H	Southern Miss.	53 61
												223	H	North Texas	56 48
												225	A	UNC Asheville	72 57
												228	A	Fla. Atlantic	69 65
												262	H	Lipscomb	72 48
												269	A	UTSA	62 47
												279	N	Canisius	55 45
												301	A	Marshall	73 57
												310	A	FIU	63 59
												313	H	Tennessee Tech	58 44
												315	H	Coppin St.	69 39

LAST 12 Division I GAMES:															
				153	A	Charlotte	54 53	140	H	Louisiana Tech	49 66				
				83	A	UAB	58 65	153	H	Charlotte	64 45				
				102	H	Rice	51 41	301	A	Marshall	73 57				
				41	H	Western Ky.	60 76	206	H	Southern Miss.	53 61				
				310	A	FIU	63 59	223	H	North Texas	56 48				
				228	A	Fla. Atlantic	69 65	198	A	UTEP	54 45				

Non-Div I Games:

Middle Tenn.

Average RPI Win:	223	WON-LOST	WINNING	LAST 10	STRENGTH OF	OPP. STRENGTH	TEAM	ADJ.	CONF.	ADJ CONF.
Average RPI Loss:	99	RECORD	PCT. RANK	GAMES	SCHEDULE	OF SCHEDULE	RPI	RPI	RPI	RPI
DIV. I ONLY	20- 10	79	5- 5	218	146	119	119	11	11	
DIV. I NON-CONF.	9- 3	61	0- 0	288	169	115	115	13	13	

TOTALS	RPI 1-25	RPI 26-50	W-L RECORDS	RPI 51-100	RPI 101-999	RPI 201+				
20- 10	0- 3	0- 0	OVERALL	3- 4	17- 3	11- 1				
8- 5	0- 2	0- 0	HOME	1- 1	7- 2	5- 1				
11- 4	0- 1	0- 0	AWAY	2- 2	9- 1	5- 0				
1- 1	0- 0	0- 0	NEUTRAL	0- 1	1- 0	1- 0				
9- 3	0- 1	0- 0	NON-CONFERENCE	1- 2	8- 0	6- 0				
3- 1	0- 1	0- 0	HOME	0- 0	3- 0	3- 0				
5- 1	0- 0	0- 0	AWAY	1- 1	4- 0	2- 0				
1- 1	0- 0	0- 0	NEUTRAL	0- 1	1- 0	1- 0				
11- 7	0- 2	0- 0	CONFERENCE	2- 2	9- 3	5- 1				
5- 4	0- 1	0- 0	HOME	1- 1	4- 2	2- 1				
6- 3	0- 1	0- 0	AWAY	1- 1	5- 1	3- 0				
0- 0	0- 0	0- 0	NEUTRAL	0- 0	0- 0	0- 0				

RPI	S	Opponent	Score	RPI	S	Opponent	Score	RPI	S	Opponent	Score	RPI	S	Opponent	Score	Team's RPI: 119
22	A	Green Bay	29 52					71	N	Houston	59 74	109	A	Cleveland St.	69 63	
22	H	Green Bay	36 65					76	A	Drake	73 77	109	H	Cleveland St.	79 72	
24	H	Marquette	68 83					81	A	IUPUI	67 60	152	A	Youngstown St.	85 86	
								81	H	IUPUI	68 70	152	H	Youngstown St.	62 61	
								95	A	Wright St.	51 56	170	A	Northwestern	66 57	
								95	H	Wright St.	59 53	190	A	Oakland	74 62	
								99	A	Western Ill.	77 67	190	H	Oakland	75 80	
												191	A	Wisconsin	67 64	
												214	N	CSUN	58 50	
												248	H	Illinois St.	61 59	
												255	A	Northern Ky.	52 49	
												255	H	Northern Ky.	57 60	
												286	H	North Dakota St.	74 38	
												303	H	Loyola Chicago	63 41	
												319	A	Detroit Mercy	70 61	
												319	H	Detroit Mercy	90 45	
												327	A	Fort Wayne	60 48	
												328	A	Ill. -Chicago	76 53	
												328	H	Ill. -Chicago	59 44	
												345	A	Chicago St.	84 59	

LAST 12 Division I GAMES:																
190	H	Oakland	75 80	255	H	Northern Ky.	57 60									
319	H	Detroit Mercy	90 45	95	H	Wright St.	59 53									
81	A	IUPUI	67 60	328	H	Ill. -Chicago	59 44									
109	A	Cleveland St.	69 63	81	H	IUPUI	68 70									
152	A	Youngstown St.	85 86	319	A	Detroit Mercy	70 61									
22	H	Green Bay	36 65	190	A	Oakland	74 62									

Non-Div I Games:

Milwaukee

Average RPI	Win:	148	WON-LOST	WINNING	LAST 10	STRENGTH OF	OPP. STRENGTH	TEAM	ADJ.	CONF.	ADJ CONF.
Average RPI	Loss:	69	RECORD	PCT. RANK	GAMES	SCHEDULE	OF SCHEDULE	RPI	RPI	RPI	RPI
DIV. I ONLY		22- 7	45	8- 2	130	30	46	46	3	3	
DIV. I NON-CONF.		11- 2	22	0- 0	304	67	77	77	4	4	

TOTALS	RPI 1-25		RPI 26-50		W-L RECORDS	RPI 51-100		RPI 101-999		RPI 201+	
22- 7	2- 2		1- 1		OVERALL	5- 2		14- 2		6- 0	
13- 2	2- 0		1- 0		HOME	2- 2		8- 0		4- 0	
8- 5	0- 2		0- 1		AWAY	3- 0		5- 2		2- 0	
1- 0	0- 0		0- 0		NEUTRAL	0- 0		1- 0		0- 0	
11- 2	0- 0		0- 0		NON-CONFERENCE	1- 0		10- 2		5- 0	
7- 0	0- 0		0- 0		HOME	0- 0		7- 0		4- 0	
3- 2	0- 0		0- 0		AWAY	1- 0		2- 2		1- 0	
1- 0	0- 0		0- 0		NEUTRAL	0- 0		1- 0		0- 0	
11- 5	2- 2		1- 1		CONFERENCE	4- 2		4- 0		1- 0	
6- 2	2- 0		1- 0		HOME	2- 2		1- 0		0- 0	
5- 3	0- 2		0- 1		AWAY	2- 0		3- 0		1- 0	
0- 0	0- 0		0- 0		NEUTRAL	0- 0		0- 0		0- 0	

RPI	S	Opponent	Score	RPI	S	Opponent	Score	Team's RPI: 46	RPI	S	Opponent	Score	RPI	S	Opponent	Score
6	A	Ohio St.	75 91	38	H	Michigan	93 87		54	H	Indiana	70 82	108	N	Wake Forest	93 81
16	A	Iowa	84 92	43	A	Rutgers	70 80		56	A	Purdue	78 74	110	A	North Carolina	83 88
16	H	Iowa	77 72						61	H	Michigan St.	83 77	111	A	Georgetown	73 63
21	H	Maryland	93 74						64	H	Nebraska	74 79	146	H	Cal Poly	112 68
									80	A	UNLV	79 72	170	A	Northwestern	90 63
									87	A	Penn St.	91 71	184	H	Lehigh	107 73
									87	H	Penn St.	101 68	188	A	San Diego	69 72
													191	A	Wisconsin	71 61
													191	H	Wisconsin	90 65
													196	H	Boston College	78 68
													211	H	Eastern Mich.	80 56
													215	H	Xavier	74 62
													220	A	Illinois	84 75
													246	H	UC Riverside	101 75
													283	H	VCU	108 63
													333	A	Rhode Island	82 60

LAST 12 Division I GAMES:																
220	A	Illinois	84 75	16	A	Iowa	84 92		191	A	Wisconsin	71 61				
54	H	Indiana	70 82	16	H	Iowa	77 72		191	H	Wisconsin	90 65				
21	H	Maryland	93 74	43	A	Rutgers	70 80		87	A	Penn St.	91 71				
38	H	Michigan	93 87													
87	H	Penn St.	101 68													
56	A	Purdue	78 74													

Non-Div I Games:

Minnesota

Average RPI	Win:	102	WON-LOST	WINNING	LAST 10	STRENGTH OF	OPP. STRENGTH	TEAM	ADJ.	CONF.	ADJ CONF.
Average RPI	Loss:	0	RECORD	PCT. RANK	GAMES	SCHEDULE	OF SCHEDULE	RPI	RPI	RPI	RPI
DIV. I ONLY		30- 0		1	10- 0	31	10	3	3	2	2
DIV. I NON-CONF.		14- 0		1	0- 0	35	31	4	4	2	2

TOTALS	RPI 1-25		RPI 26-50		W-L RECORDS	RPI 51-100		RPI 101-999		RPI 201+	
30- 0	7- 0		4- 0		OVERALL	7- 0		12- 0		4- 0	
16- 0	3- 0		2- 0		HOME	4- 0		7- 0		3- 0	
9- 0	3- 0		1- 0		AWAY	2- 0		3- 0		0- 0	
5- 0	1- 0		1- 0		NEUTRAL	1- 0		2- 0		1- 0	
14- 0	2- 0		3- 0		NON-CONFERENCE	3- 0		6- 0		4- 0	
8- 0	1- 0		2- 0		HOME	1- 0		4- 0		3- 0	
1- 0	0- 0		0- 0		AWAY	1- 0		0- 0		0- 0	
5- 0	1- 0		1- 0		NEUTRAL	1- 0		2- 0		1- 0	
16- 0	5- 0		1- 0		CONFERENCE	4- 0		6- 0		0- 0	
8- 0	2- 0		0- 0		HOME	3- 0		3- 0		0- 0	
8- 0	3- 0		1- 0		AWAY	1- 0		3- 0		0- 0	
0- 0	0- 0		0- 0		NEUTRAL	0- 0		0- 0		0- 0	

RPI	S	Opponent	Score	RPI	S	Opponent	Score	RPI	S	Opponent	Score	RPI	S	Opponent	Score
8	H	Oregon	90 79	28	A	Georgia	86 62	57	N	Arizona St.	65 57	103	H	Little Rock	86 48
9	A	Tennessee	71 52	29	N	Syracuse	76 65	77	H	Maine	83 43	136	A	Vanderbilt	95 50
17	H	South Carolina	67 53	34	H	Virginia	68 53	80	A	UNLV	103 63	139	H	Arkansas	111 69
18	H	Texas A&M	76 55	48	H	Oklahoma St.	79 76	86	H	Alabama	75 61	157	A	Florida	98 50
19	A	Missouri	57 53					89	A	Kentucky	85 63	157	H	Florida	90 53
22	N	Green Bay	67 46					89	H	Kentucky	74 55	163	N	Louisiana	94 37
25	A	LSU	83 70					97	H	Auburn	82 61	165	A	Ole Miss	69 49
												165	H	Ole Miss	76 45
												204	N	Columbia	90 54
												206	H	Southern Miss.	91 56
												308	H	Georgia St.	106 50
												339	H	Mississippi Val.	112 36

LAST 12 Division I GAMES:															
89	A	Kentucky	85 63	17	H	South Carolina	67 53								
97	H	Auburn	82 61	19	A	Missouri	57 53								
18	H	Texas A&M	76 55	165	A	Ole Miss	69 49								
136	A	Vanderbilt	95 50	157	H	Florida	90 53								
89	H	Kentucky	74 55	9	A	Tennessee	71 52								
157	A	Florida	98 50	86	H	Alabama	75 61								

Non-Div I Games:

Mississippi St.

Average RPI Win:	308	WON-LOST	WINNING	LAST 10	STRENGTH OF	OPP. STRENGTH	TEAM	ADJ.	CONF.	ADJ CONF.
Average RPI Loss:	210	RECORD	PCT. RANK	GAMES	SCHEDULE	OF SCHEDULE	RPI	RPI	RPI	RPI
DIV. I ONLY	2- 27	344	2- 8	214	340	339	339	32	32	
DIV. I NON-CONF.	0- 12	337	0- 0	44	181	287	287	32	32	

TOTALS	RPI 1-25	RPI 26-50	W-L RECORDS	RPI 51-100	RPI 101-999	RPI 201+				
2- 27	0- 1	0- 2	OVERALL	0- 3	2- 21	2- 18				
1- 9	0- 0	0- 0	HOME	0- 0	1- 9	1- 8				
1- 13	0- 0	0- 0	AWAY	0- 0	1- 2	1- 1				
0- 5	0- 0	0- 1	NEUTRAL	0- 2	0- 2	0- 2				
0- 12	0- 1	0- 2	NON-CONFERENCE	0- 3	0- 6	0- 5				
0- 1	0- 0	0- 0	HOME	0- 0	0- 1	0- 1				
0- 6	0- 1	0- 1	AWAY	0- 1	0- 3	0- 2				
0- 5	0- 0	0- 1	NEUTRAL	0- 2	0- 2	0- 2				
2- 15	0- 0	0- 0	CONFERENCE	0- 0	2- 15	2- 13				
1- 8	0- 0	0- 0	HOME	0- 0	1- 8	1- 7				
1- 7	0- 0	0- 0	AWAY	0- 0	1- 7	1- 6				
0- 0	0- 0	0- 0	NEUTRAL	0- 0	0- 0	0- 0				

RPI 1-25				RPI 26-50				RPI 51-100				RPI 101+ Team's RPI: 339			
RPI	S	Opponent	Score	RPI	S	Opponent	Score	RPI	S	Opponent	Score	RPI	S	Opponent	Score
3	A	Mississippi St.	36 112	31	N	Dayton	46 65	61	N	Michigan St.	64 83	150	A	Colorado	48 85
				41	A	Western Ky.	48 87	76	N	Drake	60 96	174	A	Southern U.	58 66
								83	A	UAB	72 87	174	H	Southern U.	54 70
												206	A	Southern Miss.	69 84
												227	A	Grambling	55 64
												227	H	Grambling	62 64
												231	H	Nicholls St.	57 62
												234	A	Texas Southern	39 55
												234	H	Texas Southern	53 72
												247	A	Prairie View	73 78
												247	H	Prairie View	74 75
												269	N	UTSA	55 68
												274	N	Massachusetts	46 85
												296	A	Alcorn	62 61
												296	H	Alcorn	70 76
												297	A	Murray St.	63 64
												307	A	Alabama St.	41 76
												307	H	Alabama St.	62 70
												318	A	Alabama A&M	48 65
												318	H	Alabama A&M	49 57
												320	A	Jackson St.	67 68
												320	H	Jackson St.	72 61
												331	H	Ark. -Pine Bluff	59 64

LAST 12 Division I GAMES:															
227	A	Grambling	55 64	318	H	Alabama A&M	49 57								
320	A	Jackson St.	67 68	307	H	Alabama St.	62 70								
247	H	Prairie View	74 75	227	H	Grambling	62 64								
234	H	Texas Southern	53 72	320	H	Jackson St.	72 61								
174	A	Southern U.	58 66	247	A	Prairie View	73 78								
296	A	Alcorn	62 61	234	A	Texas Southern	39 55								

Non-Div I Games:

Mississippi Val.

Average RPI Win:	124	WON-LOST	WINNING	LAST 10	STRENGTH OF	OPP. STRENGTH	TEAM	ADJ.	CONF.	ADJ CONF.
Average RPI Loss:	22	RECORD	PCT. RANK	GAMES	SCHEDULE	OF SCHEDULE	RPI	RPI	RPI	RPI
DIV. I ONLY	23- 6	28	6- 4	41	12	19	19	2	2	
DIV. I NON-CONF.	12- 1	6	0- 0	76	60	14	14	2	2	

TOTALS	RPI 1-25	RPI 26-50	W-L RECORDS	RPI 51-100	RPI 101-999	RPI 201+				
23- 6	2- 4	2- 2	OVERALL	7- 0	12- 0	4- 0				
12- 2	2- 2	0- 0	HOME	3- 0	7- 0	2- 0				
7- 3	0- 2	1- 1	AWAY	3- 0	3- 0	0- 0				
4- 1	0- 0	1- 1	NEUTRAL	1- 0	2- 0	2- 0				
12- 1	0- 0	2- 1	NON-CONFERENCE	4- 0	6- 0	4- 0				
6- 0	0- 0	0- 0	HOME	2- 0	4- 0	2- 0				
2- 0	0- 0	1- 0	AWAY	1- 0	0- 0	0- 0				
4- 1	0- 0	1- 1	NEUTRAL	1- 0	2- 0	2- 0				
11- 5	2- 4	0- 1	CONFERENCE	3- 0	6- 0	0- 0				
6- 2	2- 2	0- 0	HOME	1- 0	3- 0	0- 0				
5- 3	0- 2	0- 1	AWAY	2- 0	3- 0	0- 0				
0- 0	0- 0	0- 0	NEUTRAL	0- 0	0- 0	0- 0				

RPI	S	Opponent	Score	RPI	S	Opponent	Score	RPI	S	Opponent	Score	RPI	S	Opponent	Score
3	H	Mississippi St.	53 57	28	A	Georgia	50 62	54	N	Indiana	75 55	125	H	Saint Louis	70 58
9	H	Tennessee	77 73	40	A	California	55 52	86	A	Alabama	62 56	136	A	Vanderbilt	81 70
17	A	South Carolina	54 64	41	N	Western Ky.	76 79	89	H	Kentucky	83 78	136	H	Vanderbilt	83 68
17	H	South Carolina	83 74	42	N	Quinnipiac	66 51	90	A	Missouri St.	69 59	139	A	Arkansas	84 58
18	A	Texas A&M	63 82					91	H	Kansas St.	73 59	139	H	Arkansas	88 54
25	H	LSU	65 69					95	H	Wright St.	82 80	157	H	Florida	66 64
								97	A	Auburn	59 51	164	H	SIUE	78 48
												165	A	Ole Miss	67 48
												215	N	Xavier	74 48
												220	H	Illinois	72 55
												237	H	New Orleans	81 45
												315	N	Coppin St.	73 50

LAST 12 Division I GAMES:															
18	A	Texas A&M	63 82	157	H	Florida	66 64	3	H	Mississippi St.	53 57				
136	H	Vanderbilt	83 68	17	A	South Carolina	54 64	28	A	Georgia	50 62				
9	H	Tennessee	77 73	139	A	Arkansas	84 58	165	A	Ole Miss	67 48				
97	A	Auburn	59 51	89	H	Kentucky	83 78								

Non-Div I Games:

Missouri

Average RPI Win:	234	WON-LOST	WINNING	LAST 10	STRENGTH OF	OPP. STRENGTH	TEAM	ADJ.	CONF.	ADJ CONF.
Average RPI Loss:	76	RECORD	PCT. RANK	GAMES	SCHEDULE	OF SCHEDULE	RPI	RPI	RPI	RPI
DIV. I ONLY	16- 10	106	8- 2	108	203	90	90	24	24	
DIV. I NON-CONF.	3- 7	254	0- 0	12	42	147	147	21	21	

TOTALS	RPI 1-25	RPI 26-50	W-L RECORDS	RPI 51-100	RPI 101-999	RPI 201+				
16- 10	0- 2	0- 1	OVERALL	0- 4	16- 3	10- 0				
9- 2	0- 1	0- 0	HOME	0- 1	9- 0	4- 0				
7- 6	0- 0	0- 1	AWAY	0- 2	7- 3	6- 0				
0- 2	0- 1	0- 0	NEUTRAL	0- 1	0- 0	0- 0				
3- 7	0- 2	0- 1	NON-CONFERENCE	0- 2	3- 2	0- 0				
3- 1	0- 1	0- 0	HOME	0- 0	3- 0	0- 0				
0- 4	0- 0	0- 1	AWAY	0- 1	0- 2	0- 0				
0- 2	0- 1	0- 0	NEUTRAL	0- 1	0- 0	0- 0				
13- 3	0- 0	0- 0	CONFERENCE	0- 2	13- 1	10- 0				
6- 1	0- 0	0- 0	HOME	0- 1	6- 0	4- 0				
7- 2	0- 0	0- 0	AWAY	0- 1	7- 1	6- 0				
0- 0	0- 0	0- 0	NEUTRAL	0- 0	0- 0	0- 0				

RPI 1-25				RPI 26-50				RPI 51-100				RPI 101+			
RPI	S	Opponent	Score	RPI	S	Opponent	Score	RPI	S	Opponent	Score	RPI	S	Opponent	Score
4	N	Bayl or	58 100	36	A	Bal l St.	58 70	69	N	Penn	60 65	103	A	Little Rock	51 63
19	H	Missouri	59 69					76	A	Drake	65 84	132	A	Wichita St.	58 72
								76	H	Drake	68 80	132	H	Wichita St.	94 71
								86	A	Alabama	61 65	138	A	UNI	57 52
												138	H	UNI	62 52
												158	A	Southern Ill.	69 71
												158	H	Southern Ill.	79 61
												170	H	Northwestern	90 59
												182	H	Oral Roberts	76 66
												248	A	Illinois St.	56 50
												248	H	Illinois St.	75 58
												258	A	Indiana St.	77 63
												260	A	Bradley	71 65
												260	H	Bradley	74 54
												295	A	Valparaiso	66 60
												295	H	Valparaiso	83 60
												303	A	Loyola Chicago	69 58
												303	H	Loyola Chicago	75 36
												349	A	Evansville	95 65

LAST 12 Division I GAMES:															
158	H	Southern Ill.	79 61	138	A	UNI	57 52								
295	A	Valparaiso	66 60	158	A	Southern Ill.	69 71								
303	A	Loyola Chicago	69 58	303	H	Loyola Chicago	75 36								
248	H	Illinois St.	75 58	295	H	Valparaiso	83 60								
260	H	Bradley	74 54	260	A	Bradley	71 65								
76	A	Drake	65 84	248	A	Illinois St.	56 50								

Non-Div I Games: Central Mo. 62 36

Missouri St.

Average RPI Win: 283	WON-LOST RECORD	WINNING PCT. RANK	LAST 10 GAMES	STRENGTH OF SCHEDULE	OPP. STRENGTH OF SCHEDULE	TEAM RPI	ADJ. RPI	CONF. RPI	ADJ. CONF. RPI
Average RPI Loss: 174									
DIV. I ONLY	9- 20	272	4- 6	240	314	291	291	28	28
DIV. I NON-CONF.	2- 9	295	0- 0	68	290	255	255	25	25

TOTALS	RPI 1-25	RPI 26-50	W-L RECORDS	RPI 51-100	RPI 101-999	RPI 201+			
9- 20	0- 0	0- 2	OVERALL	0- 5	9- 13	9- 7			
7- 7	0- 0	0- 1	HOME	0- 3	7- 3	7- 1			
1- 13	0- 0	0- 1	AWAY	0- 2	1- 10	1- 6			
1- 0	0- 0	0- 0	NEUTRAL	0- 0	1- 0	1- 0			
2- 9	0- 0	0- 0	NON-CONFERENCE	0- 5	2- 4	2- 1			
1- 4	0- 0	0- 0	HOME	0- 3	1- 1	1- 0			
0- 5	0- 0	0- 0	AWAY	0- 2	0- 3	0- 1			
1- 0	0- 0	0- 0	NEUTRAL	0- 0	1- 0	1- 0			
7- 11	0- 0	0- 2	CONFERENCE	0- 0	7- 9	7- 6			
6- 3	0- 0	0- 1	HOME	0- 0	6- 2	6- 1			
1- 8	0- 0	0- 1	AWAY	0- 0	1- 7	1- 5			
0- 0	0- 0	0- 0	NEUTRAL	0- 0	0- 0	0- 0			

RPI S Opponent	Score	RPI S Opponent	Score	RPI S Opponent	Score	RPI S Opponent	Score
42 A Qui nni pi ac	57 77	75 H Virginia Tech	34 84	128 A Robert Morris	38 56		
42 H Qui nni pi ac	55 76	79 H Albany (NY)	44 68	155 A Clemson	54 57		
		88 A Navy	49 73	176 A Marist	46 69		
		96 H George Washington	45 59	176 H Marist	57 85		
		100 A Jacksonv ille	65 74	184 H Lehi gh	57 75		
				199 A Si ena	41 44		
				229 A Ni agara	65 68		
				229 H Ni agara	65 63		
				250 N North Flori da	67 57		
				257 H Sacred Heart	69 64		
				259 A Manhattan	53 63		
				259 H Manhattan	63 59		
				263 H Ri der	63 56		
				267 A Fai rfi el d	55 61		
				267 H Fai rfi el d	73 65		
				279 A Cani si us	50 62		
				279 H Cani si us	48 60		
				284 A Fai rlei gh Di cki nson	61 78		
				338 A I ona	62 56		
				338 H I ona	68 56		
				348 A Saint Peter' s	47 67		
				348 H Saint Peter' s	51 44		
LAST 12 Di vi si on I GAMES:							
42 A Qui nni pi ac	57 77	176 H Marist	57 85				
267 H Fai rfi el d	73 65	199 A Si ena	41 44				
229 A Ni agara	65 68	263 H Ri der	63 56				
279 A Cani si us	50 62	259 A Manhattan	53 63				
259 H Manhattan	63 59	348 A Saint Peter' s	47 67				
229 H Ni agara	65 63	338 H I ona	68 56				

Non-Di v I Games:

Monmouth

Average RPI Win: 249	WON-LOST RECORD	WINNING PCT. RANK	LAST 10 GAMES	STRENGTH OF SCHEDULE	OPP. STRENGTH OF SCHEDULE	TEAM RPI	ADJ. RPI	CONF. RPI	ADJ CONF. RPI
Average RPI Loss: 132									
DIV. I ONLY	12- 14	203	4- 6	249	158	240	240	19	19
DIV. I NON-CONF.	3- 7	254	0- 0	98	198	256	256	14	14

TOTALS	RPI 1-25	RPI 26-50	W-L RECORDS	RPI 51-100	RPI 101-999	RPI 201+			
12- 14	0- 1	0- 3	OVERALL	0- 2	12- 8	8- 4			
9- 6	0- 0	0- 2	HOME	0- 1	9- 3	6- 1			
3- 6	0- 0	0- 1	AWAY	0- 1	3- 4	2- 2			
0- 2	0- 1	0- 0	NEUTRAL	0- 0	0- 1	0- 1			
3- 7	0- 1	0- 1	NON-CONFERENCE	0- 2	3- 3	2- 2			
3- 3	0- 0	0- 1	HOME	0- 1	3- 1	2- 1			
0- 2	0- 0	0- 0	AWAY	0- 1	0- 1	0- 0			
0- 2	0- 1	0- 0	NEUTRAL	0- 0	0- 1	0- 1			
9- 7	0- 0	0- 2	CONFERENCE	0- 0	9- 5	6- 2			
6- 3	0- 0	0- 1	HOME	0- 0	6- 2	4- 0			
3- 4	0- 0	0- 1	AWAY	0- 0	3- 3	2- 2			
0- 0	0- 0	0- 0	NEUTRAL	0- 0	0- 0	0- 0			

RPI S Opponent Score	RPI S Opponent Score	RPI S Opponent Score	RPI S Opponent Score
24 N Marquette 68 87	37 A Northern Colo. 50 68	62 A Wyoming 62 67	123 H SFA 60 52
	37 H Northern Colo. 58 64	89 H Kentucky 54 71	130 A Fresno St. 58 61
	39 H Gonzaga 55 70		137 A Portland St. 53 70
			137 H Portland St. 69 53
			144 H Eastern Wash. 72 75
			148 H Idaho 56 67
			161 A North Dakota 54 43
			161 H North Dakota 53 51
			222 H Seattle U 64 78
			232 A Montana St. 64 81
			232 H Montana St. 87 63
			258 N Indiana St. 45 57
			289 A Sacramento St. 64 79
			289 H Sacramento St. 68 59
			299 H Long Beach St. 67 60
			302 A Northern Ari z. 69 52
			302 H Northern Ari z. 70 62
			325 H Cal St. Fullerton 68 47
			330 A Southern Utah 74 65
			330 H Southern Utah 81 71
LAST 12 Division I GAMES:			
232 H Montana St. 87 63	37 H Northern Colo. 58 64		
148 H Idaho 56 67	302 A Northern Ari z. 69 52		
144 H Eastern Wash. 72 75	330 A Southern Utah 74 65		
289 A Sacramento St. 64 79	232 A Montana St. 64 81		
137 A Portland St. 53 70	137 H Portland St. 69 53		
161 H North Dakota 53 51	289 H Sacramento St. 68 59		

Non-Div I Games: Rocky Mountain 54 38

Montana

Average RPI Win:	241	WON-LOST	WINNING	LAST 10	STRENGTH OF	OPP. STRENGTH	TEAM	ADJ.	CONF.	ADJ CONF.
Average RPI Loss:	160	RECORD	PCT. RANK	GAMES	SCHEDULE	OF SCHEDULE	RPI	RPI	RPI	RPI
DIV. I ONLY	12- 13	190	5- 5	307	148	232	232	19	19	
DIV. I NON-CONF.	4- 5	202	0- 0	221	225	189	189	14	14	

TOTALS	RPI 1-25	RPI 26-50	W-L RECORDS	RPI 51-100	RPI 101-999	RPI 201+				
12- 13	0- 0	0- 3	OVERALL	1- 0	11- 10	8- 5				
8- 3	0- 0	0- 1	HOME	1- 0	7- 2	4- 0				
3- 9	0- 0	0- 2	AWAY	0- 0	3- 7	3- 4				
1- 1	0- 0	0- 0	NEUTRAL	0- 0	1- 1	1- 1				
4- 5	0- 0	0- 1	NON-CONFERENCE	1- 0	3- 4	2- 3				
2- 0	0- 0	0- 0	HOME	1- 0	1- 0	0- 0				
1- 4	0- 0	0- 1	AWAY	0- 0	1- 3	1- 2				
1- 1	0- 0	0- 0	NEUTRAL	0- 0	1- 1	1- 1				
8- 8	0- 0	0- 2	CONFERENCE	0- 0	8- 6	6- 2				
6- 3	0- 0	0- 1	HOME	0- 0	6- 2	4- 0				
2- 5	0- 0	0- 1	AWAY	0- 0	2- 4	2- 2				
0- 0	0- 0	0- 0	NEUTRAL	0- 0	0- 0	0- 0				

RPI	S	Opponent	Score	RPI	S	Opponent	Score	RPI	S	Opponent	Score	RPI	S	Opponent	Score
37	A	Northern Colo.	69 82	37	H	Northern Colo.	63 78	62	H	Wyoming	50 46	123	H	SFA	59 54
45	A	Southern California	47 98									137	A	Portland St.	53 62
												137	H	Portland St.	60 69
												142	A	BYU	54 75
												144	H	Eastern Wash.	77 74
												148	H	Idaho	77 95
												161	A	North Dakota	70 79
												161	H	North Dakota	72 56
												217	N	Nevada	53 67
												239	A	Omaha	53 64
												240	A	Montana	63 87
												240	H	Montana	81 64
												249	A	Hawaii	75 81
												289	A	Sacramento St.	77 88
												289	H	Sacramento St.	85 50
												299	A	Long Beach St.	62 51
												302	A	Northern Ariz.	78 56
												302	H	Northern Ariz.	81 39
												304	N	Utah St.	64 52
												330	A	Southern Utah	63 57
												330	H	Southern Utah	91 71
LAST 12 Division I GAMES:															
240	A	Montana	63 87	161	H	North Dakota	72 56								
144	H	Eastern Wash.	77 74	330	A	Southern Utah	63 57								
148	H	Idaho	77 95	302	A	Northern Ariz.	78 56								
137	A	Portland St.	53 62	240	H	Montana	81 64								
289	A	Sacramento St.	77 88	289	H	Sacramento St.	85 50								
37	H	Northern Colo.	63 78	137	H	Portland St.	60 69								

Non-Div I Games: Mont. St. Billings 67 47 Providence (MT) 66 31

Montana St.

Average RPI Win:	274	WON-LOST	WINNING	LAST 10	STRENGTH OF	OPP. STRENGTH	TEAM	ADJ.	CONF.	ADJ CONF.
Average RPI Loss:	160	RECORD	PCT. RANK	GAMES	SCHEDULE	OF SCHEDULE	RPI	RPI	RPI	RPI
DIV. I ONLY	19- 10	89	7- 3	330	276	187	187	25	25	
DIV. I NON-CONF.	7- 4	102	0- 0	338	280	220	220	27	27	

TOTALS	RPI 1-25	RPI 26-50	W-L RECORDS	RPI 51-100	RPI 101-999	RPI 201+				
19- 10	0- 0	0- 0	OVERALL	0- 4	19- 6	16- 3				
8- 5	0- 0	0- 0	HOME	0- 1	8- 4	6- 2				
11- 5	0- 0	0- 0	AWAY	0- 0	11- 0	10- 0				
0- 0	0- 0	0- 0	NEUTRAL	0- 0	0- 0	0- 0				
7- 4	0- 0	0- 0	NON-CONFERENCE	0- 2	7- 2	6- 2				
2- 2	0- 0	0- 0	HOME	0- 0	2- 2	1- 2				
5- 2	0- 0	0- 0	AWAY	0- 2	5- 0	5- 0				
0- 0	0- 0	0- 0	NEUTRAL	0- 0	0- 0	0- 0				
12- 6	0- 0	0- 0	CONFERENCE	0- 2	12- 4	10- 1				
6- 3	0- 0	0- 0	HOME	0- 1	6- 2	5- 0				
6- 3	0- 0	0- 0	AWAY	0- 1	6- 2	5- 1				
0- 0	0- 0	0- 0	NEUTRAL	0- 0	0- 0	0- 0				

RPI 1-25				RPI 26-50				RPI 51-100				RPI 101+				Team's RPI: 187
RPI	S	Opponent	Score	RPI	S	Opponent	Score	RPI	S	Opponent	Score	RPI	S	Opponent	Score	
								67	A	Belmont	56 80	158	H	Southern Ill.	85 81	
								67	H	Belmont	62 83	164	H	SIUE	51 66	
								68	A	West Virginia	56 66	177	A	UT Martin	81 76	
								89	A	Kentucky	53 86	177	H	UT Martin	88 75	
												183	A	Jacksonville St.	64 70	
												183	H	Jacksonville St.	65 67	
												218	H	Gardner-Webb	60 68	
												219	A	Southeast Mo. St.	59 56	
												219	H	Southeast Mo. St.	60 58	
												242	A	Austin Peay	66 59	
												250	H	North Florida	56 61	
												252	A	St. Francis Brooklyn	73 59	
												262	A	Lipscomb	75 55	
												279	A	Canisius	76 52	
												289	H	Sacramento St.	75 71	
												297	A	Murray St.	82 80	
												312	A	Eastern Ky.	56 59	
												312	H	Eastern Ky.	62 51	
												313	A	Tennessee Tech	74 67	
												313	H	Tennessee Tech	53 51	
												329	A	Tennessee St.	71 69	
												329	H	Tennessee St.	97 81	
												345	A	Chicago St.	79 40	
												346	H	Eastern Ill.	89 81	
												349	A	Evansville	82 75	

LAST 12 Division I GAMES:																
				312	H	Eastern Ky.	62 51	67	H	Belmont	62 83					
				177	H	UT Martin	88 75	329	H	Tennessee St.	97 81					
				67	A	Belmont	56 80	242	A	Austin Peay	66 59					
				329	A	Tennessee St.	71 69	297	A	Murray St.	82 80					
				312	A	Eastern Ky.	56 59	313	H	Tennessee Tech	53 51					
				219	H	Southeast Mo. St.	60 58	183	H	Jacksonville St.	65 67					

Non-Div I Games: Brescia 120 41 Ky. Christian 115 39

Morehead St.

Average RPI Win: 313

Average RPI Loss: 177

WON-LOST
RECORDWINNING
PCT. RANKLAST 10
GAMESSTRENGTH OF
SCHEDULEOPP. STRENGTH
OF SCHEDULETEAM
RPIADJ.
RPICONF.
RPIADJ CONF.
RPI

DIV. I ONLY	13- 13	177	5- 5	342	312	264	264	30	30
DIV. I NON-CONF.	5- 6	187	0- 0	265	193	199	199	30	30

TOTALS	RPI 1-25	RPI 26-50	W-L RECORDS	RPI 51-100	RPI 101-999	RPI 201+			
13- 13	0- 1	0- 2	OVERALL	0- 1	13- 9	12- 5			
8- 3	0- 0	0- 0	HOME	0- 0	8- 3	8- 2			
5- 9	0- 0	0- 0	AWAY	0- 0	5- 0	4- 0			
0- 1	0- 1	0- 0	NEUTRAL	0- 0	0- 0	0- 0			
5- 6	0- 1	0- 2	NON-CONFERENCE	0- 1	5- 2	5- 1			
3- 0	0- 0	0- 0	HOME	0- 0	3- 0	3- 0			
2- 5	0- 0	0- 2	AWAY	0- 1	2- 2	2- 1			
0- 1	0- 1	0- 0	NEUTRAL	0- 0	0- 0	0- 0			
8- 7	0- 0	0- 0	CONFERENCE	0- 0	8- 7	7- 4			
5- 3	0- 0	0- 0	HOME	0- 0	5- 3	5- 2			
3- 4	0- 0	0- 0	AWAY	0- 0	3- 4	2- 2			
0- 0	0- 0	0- 0	NEUTRAL	0- 0	0- 0	0- 0			

RPI 1-25				RPI 26-50				RPI 51-100				RPI 101+ Team's RPI: 264			
RPI	S	Opponent	Score	RPI	S	Opponent	Score	RPI	S	Opponent	Score	RPI	S	Opponent	Score
16	N	Iowa	46 90	29	A	Syracuse	68 95	68	A	West Virginia	41 84	120	A	Colorado St.	44 60
				31	A	Dayton	52 88					126	H	Bethune-Cookman	57 64
												173	A	N. C. A&T	60 67
												197	A	Norfolk St.	55 53
												201	A	Hampton	60 63
												265	H	Howard	61 68
												276	H	UMES	63 50
												290	H	Mt. St. Mary's	75 67
												294	A	Central Conn. St.	61 41
												301	A	Marshall	68 73
												310	H	FIU	62 51
												315	A	Coppin St.	53 55
												315	H	Coppin St.	73 59
												321	A	N. C. Central	57 60
												322	H	South Carolina St.	65 55
												334	H	Delaware St.	54 62
												341	H	NJIT	55 43
												342	A	Savannah St.	70 41
												342	H	Savannah St.	73 67
												344	A	Florida A&M	59 44
												344	H	Florida A&M	61 56
												347	A	UMass Lowell	65 59
LAST 12 Division I GAMES:															
315	H	Coppin St.	73 59	197	A	Norfolk St.	55 53	322	H	South Carolina St.	65 55	334	H	Delaware St.	54 62
201	A	Hampton	60 63	322	H	South Carolina St.	65 55	315	A	Coppin St.	53 55	321	A	N. C. Central	57 60
126	H	Bethune-Cookman	57 64	334	H	Delaware St.	54 62	321	A	N. C. Central	57 60	173	A	N. C. A&T	60 67
344	A	Florida A&M	59 44	315	A	Coppin St.	53 55								
342	A	Savannah St.	70 41												
265	H	Howard	61 68												

Non-Div I Games: Cheyney 123 53 Lincoln (PA) 60 41

Morgan St.

Loss, Non-Conf, S Site, H Home A Away N Neutral

Average RPI Win:	283	WON-LOST	WINNING	LAST 10	STRENGTH OF	OPP. STRENGTH	TEAM	ADJ.	CONF.	ADJ CONF.
Average RPI Loss:	217	RECORD	PCT. RANK	GAMES	SCHEDULE	OF SCHEDULE	RPI	RPI	RPI	RPI
DIV. I ONLY	9- 18	261	3- 7	308	302	290	290	29	29	
DIV. I NON-CONF.	3- 8	268	0- 0	209	245	257	257	29	29	

TOTALS	RPI 1-25	RPI 26-50	W-L RECORDS	RPI 51-100	RPI 101-999	RPI 201+				
9- 18	0- 2	0- 0	OVERALL	0- 0	9- 16	9- 13				
5- 6	0- 0	0- 0	HOME	0- 0	5- 6	5- 5				
4- 12	0- 0	0- 0	AWAY	0- 0	4- 0	4- 0				
0- 0	0- 0	0- 0	NEUTRAL	0- 0	0- 0	0- 0				
3- 8	0- 2	0- 0	NON-CONFERENCE	0- 0	3- 6	3- 5				
2- 1	0- 0	0- 0	HOME	0- 0	2- 1	2- 1				
1- 7	0- 2	0- 0	AWAY	0- 0	1- 5	1- 4				
0- 0	0- 0	0- 0	NEUTRAL	0- 0	0- 0	0- 0				
6- 10	0- 0	0- 0	CONFERENCE	0- 0	6- 10	6- 8				
3- 5	0- 0	0- 0	HOME	0- 0	3- 5	3- 4				
3- 5	0- 0	0- 0	AWAY	0- 0	3- 5	3- 4				
0- 0	0- 0	0- 0	NEUTRAL	0- 0	0- 0	0- 0				

RPI 1-25				RPI 26-50				RPI 51-100				RPI 101+				Team's RPI: 290
RPI	S	Opponent	Score	RPI	S	Opponent	Score	RPI	S	Opponent	Score	RPI	S	Opponent	Score	
1	A	Notre Dame	65 121									112	A	Saint Francis (PA)	88 92	
21	A	Maryland	57 97									128	H	Robert Morris	68 77	
												184	A	Lehigh	71 75	
												215	A	Xavier	45 66	
												218	H	Gardner-Webb	67 75	
												235	H	Loyola Maryland	71 63	
												252	A	St. Francis Brooklyn	73 82	
												252	H	St. Francis Brooklyn	56 75	
												257	A	Sacred Heart	44 56	
												257	H	Sacred Heart	52 82	
												263	H	Rider	82 78	
												264	A	Morgan St.	67 75	
												267	A	Fairfield	65 76	
												276	A	UMES	66 63	
												277	A	LIU Brooklyn	48 53	
												277	H	LIU Brooklyn	59 61	
												284	A	Fairleigh Dickinson	55 53	
												284	H	Fairleigh Dickinson	55 52	
												285	A	Bryant	68 63	
												285	H	Bryant	64 67	
												294	A	Central Conn. St.	68 56	
												294	H	Central Conn. St.	76 56	
												315	A	Coppin St.	54 68	
												332	A	Wagner	68 69	
												332	H	Wagner	79 56	
LAST 12 Division I GAMES:																
332	A	Wagner	68 69	277	H	LIU Brooklyn	59 61									
294	H	Central Conn. St.	76 56	332	H	Wagner	79 56									
285	H	Bryant	64 67	128	H	Robert Morris	68 77									
257	A	Sacred Heart	44 56	112	A	Saint Francis (PA)	88 92									
284	A	Fairleigh Dickinson	55 53	277	A	LIU Brooklyn	48 53									
252	H	St. Francis Brooklyn	56 75	252	A	St. Francis Brooklyn	73 82									

Non-Div I Games:

Mt. St. Mary's

Average RPI Win:	302	WON-LOST	WINNING	LAST 10	STRENGTH OF	OPP. STRENGTH	TEAM	ADJ.	CONF.	ADJ CONF.
Average RPI Loss:	180	RECORD	PCT. RANK	GAMES	SCHEDULE	OF SCHEDULE	RPI	RPI	RPI	RPI
DIV. I ONLY	10- 18	250	4- 6	326	269	297	297	25	25	
DIV. I NON-CONF.	3- 7	254	0- 0	324	214	310	310	27	27	

TOTALS	RPI 1-25	RPI 26-50	W-L RECORDS	RPI 51-100	RPI 101-999	RPI 201+				
10- 18	0- 1	0- 0	OVERALL	0- 2	10- 15	10- 6				
6- 7	0- 0	0- 0	HOME	0- 0	6- 7	6- 1				
4- 11	0- 1	0- 0	AWAY	0- 2	4- 8	4- 5				
0- 0	0- 0	0- 0	NEUTRAL	0- 0	0- 0	0- 0				
3- 7	0- 1	0- 0	NON-CONFERENCE	0- 1	3- 5	3- 3				
2- 2	0- 0	0- 0	HOME	0- 0	2- 2	2- 0				
1- 5	0- 1	0- 0	AWAY	0- 1	1- 3	1- 3				
0- 0	0- 0	0- 0	NEUTRAL	0- 0	0- 0	0- 0				
7- 11	0- 0	0- 0	CONFERENCE	0- 1	7- 10	7- 3				
4- 5	0- 0	0- 0	HOME	0- 0	4- 5	4- 1				
3- 6	0- 0	0- 0	AWAY	0- 1	3- 5	3- 2				
0- 0	0- 0	0- 0	NEUTRAL	0- 0	0- 0	0- 0				

RPI 1-25				RPI 26-50				RPI 51-100				RPI 101+ Team's RPI: 297			
RPI	S	Opponent	Score	RPI	S	Opponent	Score	RPI	S	Opponent	Score	RPI	S	Opponent	Score
5	A	Louisville	51 115					67	A	Belmont	65 70	113	H	ETSU	68 96
								86	A	Alabama	47 68	122	H	Butler	59 88
												164	A	SIUE	68 77
												164	H	SIUE	70 75
												177	A	UT Martin	67 85
												177	H	UT Martin	80 97
												183	A	Jacksonville St.	65 97
												183	H	Jacksonville St.	55 59
												187	H	Morehead St.	80 82
												219	A	Southeast Mo. St.	70 80
												219	H	Southeast Mo. St.	74 85
												226	A	UNCG	63 52
												242	A	Austin Peay	69 75
												242	H	Austin Peay	91 65
												255	H	Northern Ky.	98 87
												262	A	Lipscomb	64 65
												312	H	Eastern Ky.	75 68
												313	A	Tennessee Tech	72 63
												313	H	Tennessee Tech	80 73
												318	A	Alabama A&M	54 71
												329	A	Tennessee St.	85 73
												339	H	Mississippi Val.	64 63
												346	A	Eastern Ill.	70 63
												346	H	Eastern Ill.	72 61
												349	A	Evansville	81 89

LAST 12 Division I GAMES:															
242	A	Austin Peay	69 75	177	A	UT Martin	67 85	219	A	Southeast Mo. St.	70 80	312	H	Eastern Ky.	75 68
346	A	Eastern Ill.	70 63	313	H	Tennessee Tech	80 73	187	H	Morehead St.	80 82	329	A	Tennessee St.	85 73
183	H	Jacksonville St.	55 59	164	A	SIUE	68 77	67	A	Belmont	65 70				
242	H	Austin Peay	91 65												

Non-Div I Games: Bethel (TN) 81 76

Murray St.

Loss,
Non-Conf,
S Site,
H Home
A Away
N Neutral

Average RPI Win: 288

Average RPI Loss: 95

WON-LOST
RECORDWINNING
PCT. RANKLAST 10
GAMESSTRENGTH OF
SCHEDULEOPP. STRENGTH
OF SCHEDULETEAM
RPIADJ.
RPICONF.
RPIADJ CONF.
RPI

DIV. I ONLY	17- 8	75	9- 1	310	266	173	173	30	30
DIV. I NON-CONF.	3- 7	254	0- 0	184	58	270	270	30	30
TOTALS	RPI 1-25	RPI 26-50	W-L RECORDS	RPI 51-100	RPI 101-999	RPI 201+			
17- 8	0- 0	0- 2	OVERALL	0- 4	17- 2	15- 0			
10- 3	0- 0	0- 2	HOME	0- 0	10- 1	9- 0			
7- 3	0- 0	0- 0	AWAY	0- 2	7- 1	6- 0			
0- 2	0- 0	0- 0	NEUTRAL	0- 2	0- 0	0- 0			
3- 7	0- 0	0- 2	NON-CONFERENCE	0- 4	3- 1	3- 0			
3- 2	0- 0	0- 2	HOME	0- 0	3- 0	3- 0			
0- 3	0- 0	0- 0	AWAY	0- 2	0- 1	0- 0			
0- 2	0- 0	0- 0	NEUTRAL	0- 2	0- 0	0- 0			
14- 1	0- 0	0- 0	CONFERENCE	0- 0	14- 1	12- 0			
7- 1	0- 0	0- 0	HOME	0- 0	7- 1	6- 0			
7- 0	0- 0	0- 0	AWAY	0- 0	7- 0	6- 0			
0- 0	0- 0	0- 0	NEUTRAL	0- 0	0- 0	0- 0			

RPI	S	Opponent	Score	RPI	S	Opponent	Score	RPI	S	Opponent	Score	RPI	S	Opponent	Score	Team's RPI: 173
28	H	Georgia	63 73	55	N	Harvard	60 64	126	A	Bethune-Cookman	62 55	177	A	UT Martin	63 76	
47	H	Elon	59 90	72	N	Duquesne	60 73	197	H	Norfolk St.	53 51	201	H	Hampton	51 63	
				82	A	Ohio	65 72	264	H	Morgan St.	67 60	265	A	Howard	76 68	
				97	A	Auburn	53 63	265	H	Howard	91 53	271	H	Appalachian St.	81 56	
								276	A	UMES	57 45	276	H	UMES	65 60	
								315	H	Coppin St.	64 63	317	H	Western Caro.	68 59	
								321	H	N.C. Central	67 54	322	A	South Carolina St.	74 54	
								326	H	Ga. Southern	60 49	334	A	Delaware St.	66 48	
								334	H	Delaware St.	75 55	342	A	Savannah St.	69 44	
								344	A	Florida A&M	73 52					
LAST 12 Division I GAMES:																
126	A	Bethune-Cookman	62 55	201	H	Hampton	51 63	334	H	Delaware St.	75 55	197	H	Norfolk St.	53 51	
344	A	Florida A&M	73 52	342	H	N.C. Central	67 54	265	A	Howard	76 68	276	A	UMES	57 45	
276	H	UMES	65 60	276	A	UMES	57 45									
265	H	Howard	91 53													
342	A	Savannah St.	69 44													
322	A	South Carolina St.	74 54													

Non-Div I Games: Saint Augustine's 94 42 St. Andrews 90 40

N. C. A&T

Loss, Non-Conf, S Site, H Home A Away N Neutral

Average RPI Win:	315	WON-LOST	WINNING	LAST 10	STRENGTH OF	OPP. STRENGTH	TEAM	ADJ.	CONF.	ADJ CONF.
Average RPI Loss:	209	RECORD	PCT. RANK	GAMES	SCHEDULE	OF SCHEDULE	RPI	RPI	RPI	RPI
DIV. I ONLY	8- 19	276	4- 6	332	324	321	321	30	30	
DIV. I NON-CONF.	1- 11	331	0- 0	273	279	341	341	30	30	

TOTALS	RPI 1-25	RPI 26-50	W-L RECORDS	RPI 51-100	RPI 101-999	RPI 201+				
8- 19	0- 0	0- 2	OVERALL	0- 0	8- 17	8- 11				
5- 5	0- 0	0- 1	HOME	0- 0	5- 4	5- 2				
3- 14	0- 0	0- 1	AWAY	0- 0	3- 13	3- 9				
0- 0	0- 0	0- 0	NEUTRAL	0- 0	0- 0	0- 0				
1- 11	0- 0	0- 2	NON-CONFERENCE	0- 0	1- 9	1- 7				
1- 2	0- 0	0- 1	HOME	0- 0	1- 1	1- 1				
0- 9	0- 0	0- 1	AWAY	0- 0	0- 8	0- 6				
0- 0	0- 0	0- 0	NEUTRAL	0- 0	0- 0	0- 0				
7- 8	0- 0	0- 0	CONFERENCE	0- 0	7- 8	7- 4				
4- 3	0- 0	0- 0	HOME	0- 0	4- 3	4- 1				
3- 5	0- 0	0- 0	AWAY	0- 0	3- 5	3- 3				
0- 0	0- 0	0- 0	NEUTRAL	0- 0	0- 0	0- 0				

RPI 1-25				RPI 26-50				RPI 51-100				RPI 101+				Team's RPI: 321
RPI	S	Opponent	Score	RPI	S	Opponent	Score	RPI	S	Opponent	Score	RPI	S	Opponent	Score	
				33	H	Oregon St.	44 97					116	A	Iowa St.	58 99	
				47	A	Elon	50 78					120	A	Colorado St.	48 85	
												126	A	Bethune-Cookman	47 57	
												173	A	N. C. A&T	54 67	
												197	H	Norfolk St.	60 75	
												201	H	Hampton	53 62	
												203	A	East Carolina	61 73	
												233	A	Coastal Caro.	65 68	
												251	A	Presbyterian	60 69	
												256	A	UNCW	63 89	
												264	H	Morgan St.	60 57	
												265	A	Howard	54 69	
												265	H	Howard	78 77	
												269	H	Campbell	51 58	
												276	A	UMES	73 84	
												276	H	UMES	69 80	
												293	A	USC Upstate	61 66	
												298	A	Wofford	56 77	
												315	H	Coppin St.	60 52	
												322	A	South Carolina St.	81 63	
												334	A	Delaware St.	74 67	
												334	H	Delaware St.	76 60	
												342	A	Savannah St.	74 61	
												343	H	Longwood	87 75	
												344	A	Florida A&M	81 84	

LAST 12 Division I GAMES:																
				342	A	Savannah St.	74 61	334	H	Delaware St.	76 60					
				322	A	South Carolina St.	81 63	201	H	Hampton	53 62					
				265	H	Howard	78 77	173	A	N. C. A&T	54 67					
				276	H	UMES	69 80	276	A	UMES	73 84					
				126	A	Bethune-Cookman	47 57	265	A	Howard	54 69					
				344	A	Florida A&M	81 84	264	H	Morgan St.	60 57					

Non-Div I Games: Johnson & Wales (NC) 8 51

N. C. Central

N
C
S
t
a
t
e

NC State				Through Games Of Feb. 26, 2018							
Average RPI Win:	123	WON-LOST	WINNING	LAST 10	STRENGTH OF	OPP. STRENGTH	TEAM	ADJ.	CONF.	ADJ CONF.	
Average RPI Loss:	26	RECORD	PCT. RANK	GAMES	SCHEDULE	OF SCHEDULE	RPI	RPI	RPI	RPI	
DIV. I ONLY	22- 7	45	8- 2	30	8	20	20	1	1		
DIV. I NON-CONF.	11- 2	22	0- 0	84	57	25	25	1	1		

TOTALS	RPI 1-25	RPI 26-50	W-L RECORDS	RPI 51-100	RPI 101-999	RPI 201+					
22- 7	1- 3	2- 3	OVERALL	4- 1	15- 0	2- 0					
14- 2	1- 1	2- 1	HOME	2- 0	9- 0	1- 0					
7- 4	0- 2	0- 1	AWAY	1- 1	6- 0	1- 0					
1- 1	0- 0	0- 1	NEUTRAL	1- 0	0- 0	0- 0					
11- 2	0- 0	1- 2	NON-CONFERENCE	2- 0	8- 0	2- 0					
8- 0	0- 0	1- 0	HOME	1- 0	6- 0	1- 0					
2- 1	0- 0	0- 1	AWAY	0- 0	2- 0	1- 0					
1- 1	0- 0	0- 1	NEUTRAL	1- 0	0- 0	0- 0					
11- 5	1- 3	1- 1	CONFERENCE	2- 1	7- 0	0- 0					
6- 2	1- 1	1- 1	HOME	1- 0	3- 0	0- 0					
5- 3	0- 2	0- 0	AWAY	1- 1	4- 0	0- 0					
0- 0	0- 0	0- 0	NEUTRAL	0- 0	0- 0	0- 0					

RPI 1-25		Team's RPI: 20		RPI 26-50		RPI 51-100		RPI 101+			
RPI	S	Opponent	Score	RPI	S	Opponent	Score	RPI	S	Opponent	Score
1	A	Notre Dame	67 86	29	H	Syracuse	60 56	52	A	Mi ami (FL)	48 52
5	H	Louisville	47 55	32	N	South Dakota St.	67 75	65	H	Georgi a Tech	56 43
7	H	Florida St.	65 56	34	H	Vi rgini a	63 73	75	A	Vi rgini a Tech	68 51
12	A	Duke	56 69	43	A	Rutgers	53 57	86	N	Al abama	68 49
				47	H	El on	70 57	100	H	Jacksonvi lle	64 44

LAST 12 Division I GAMES:											
1	A	Notre Dame	67 86	7	H	Florida St.	65 56				
166	A	Pittsburgh	77 66	155	A	Clemson	62 41				
108	H	Wake Forest	74 61	108	A	Wake Forest	82 68				
110	H	North Carolina	73 54	110	A	North Carolina	66 53				
52	A	Mi ami (FL)	48 52	29	H	Syracuse	60 56				
196	H	Boston College	72 54	65	H	Georgi a Tech	56 43				

N
C
S
t
a
t
e

Non-Div I Games:

NC State

Average RPI Win:	266	WON-LOST	WINNING	LAST 10	STRENGTH OF	OPP. STRENGTH	TEAM	ADJ.	CONF.	ADJ CONF.
Average RPI Loss:	203	RECORD	PCT. RANK	GAMES	SCHEDULE	OF SCHEDULE	RPI	RPI	RPI	RPI
DIV. I ONLY	3- 25	336	2- 8	266	297	341	341	23	23	
DIV. I NON-CONF.	1- 13	336	0- 0	281	336	345	345	22	22	

TOTALS	RPI 1-25	RPI 26-50	W-L RECORDS	RPI 51-100	RPI 101-999	RPI 201+				
3- 25	0- 0	0- 1	OVERALL	0- 5	3- 19	3- 13				
2- 12	0- 0	0- 0	HOME	0- 3	2- 9	2- 8				
1- 13	0- 0	0- 1	AWAY	0- 2	1- 10	1- 5				
0- 0	0- 0	0- 0	NEUTRAL	0- 0	0- 0	0- 0				
1- 13	0- 0	0- 1	NON-CONFERENCE	0- 1	1- 11	1- 7				
1- 6	0- 0	0- 0	HOME	0- 1	1- 5	1- 5				
0- 7	0- 0	0- 1	AWAY	0- 0	0- 6	0- 2				
0- 0	0- 0	0- 0	NEUTRAL	0- 0	0- 0	0- 0				
2- 12	0- 0	0- 0	CONFERENCE	0- 4	2- 8	2- 6				
1- 6	0- 0	0- 0	HOME	0- 2	1- 4	1- 3				
1- 6	0- 0	0- 0	AWAY	0- 2	1- 4	1- 3				
0- 0	0- 0	0- 0	NEUTRAL	0- 0	0- 0	0- 0				

RPI 1-25				RPI 26-50				RPI 51-100				RPI 101+				Team's RPI: 341
RPI	S	Opponent	Score	RPI	S	Opponent	Score	RPI	S	Opponent	Score	RPI	S	Opponent	Score	
				32	A	South Dakota St.	48 92	51	A	FGCU	66 90	106	A	Dartmouth	50 81	
								51	H	FGCU	43 89	151	A	Binghamton	36 67	
								69	H	Penn	38 77	160	A	Army West Point	49 79	
								100	A	Jacksonville	53 73	184	A	Lehigh	50 64	
								100	H	Jacksonville	58 88	185	A	Stetson	55 73	
												185	H	Stetson	53 72	
												250	A	North Florida	66 62	
												250	H	North Florida	75 65	
												262	A	Lipscomb	58 66	
												262	H	Lipscomb	58 74	
												263	H	Rider	64 79	
												264	A	Morgan St.	43 55	
												272	H	Cornell	46 61	
												277	H	LIU Brooklyn	49 67	
												284	H	Fairleigh Dickinson	70 74	
												286	A	North Dakota St.	58 105	
												293	A	USC Upstate	67 74	
												293	H	USC Upstate	57 95	
												299	H	Long Beach St.	73 57	
												300	A	Kennesaw St.	65 80	
												300	H	Kennesaw St.	58 61	
												348	H	Saint Peter's	52 59	

LAST 12 Division I GAMES:																
				293	A	USC Upstate	67 74	262	A	Lipscomb	58 66					
				100	A	Jacksonville	53 73	300	A	Kennesaw St.	65 80					
				250	A	North Florida	66 62	262	H	Lipscomb	58 74					
				51	H	FGCU	43 89	250	H	North Florida	75 65					
				185	H	Stetson	53 72	100	H	Jacksonville	58 88					
				300	H	Kennesaw St.	58 61	185	A	Stetson	55 73					

Non-Div I Games: St. Joseph's (Brkln) 106 42

NJIT

Average RPI Win:	235	WON-LOST	WINNING	LAST 10	STRENGTH OF	OPP. STRENGTH	TEAM	ADJ.	CONF.	ADJ CONF.
Average RPI Loss:	127	RECORD	PCT. RANK	GAMES	SCHEDULE	OF SCHEDULE	RPI	RPI	RPI	RPI
DIV. I ONLY	21- 6	40	7- 3	263	217	88	88	15	15	
DIV. I NON-CONF.	9- 1	19	0- 0	296	327	74	74	18	18	

TOTALS	RPI 1-25	RPI 26-50	W-L RECORDS	RPI 51-100	RPI 101-999	RPI 201+				
21- 6	0- 0	0- 0	OVERALL	0- 4	21- 2	16- 1				
13- 1	0- 0	0- 0	HOME	0- 1	13- 0	10- 0				
8- 5	0- 0	0- 0	AWAY	0- 3	8- 2	6- 1				
0- 0	0- 0	0- 0	NEUTRAL	0- 0	0- 0	0- 0				
9- 1	0- 0	0- 0	NON-CONFERENCE	0- 1	9- 0	7- 0				
6- 0	0- 0	0- 0	HOME	0- 0	6- 0	5- 0				
3- 1	0- 0	0- 0	AWAY	0- 1	3- 0	2- 0				
0- 0	0- 0	0- 0	NEUTRAL	0- 0	0- 0	0- 0				
12- 5	0- 0	0- 0	CONFERENCE	0- 3	12- 2	9- 1				
7- 1	0- 0	0- 0	HOME	0- 1	7- 0	5- 0				
5- 4	0- 0	0- 0	AWAY	0- 2	5- 2	4- 1				
0- 0	0- 0	0- 0	NEUTRAL	0- 0	0- 0	0- 0				

RPI	S	Opponent	Score	RPI	S	Opponent	Score	RPI	S	Opponent	Score	RPI	S	Opponent	Score
RPI 1-25				RPI 26-50				RPI 51-100 Team's RPI: 88				RPI 101+			
60	A	American	41 46	93	A	Bucknell I	39 47	93	H	Bucknell I	40 49	160	A	Army West Point	55 46
								94	A	New Mexico	87 94	160	H	Army West Point	70 44
												176	A	Marist	77 70
												184	A	Lehigh	63 66
												184	H	Lehigh	53 50
												197	H	Norfolk St.	70 51
												202	A	Richmond	76 56
												212	A	Boston U.	64 59
												212	H	Boston U.	59 48
												230	A	Lafayette	59 43
												230	H	Lafayette	65 59
												235	A	Loyola Maryland	40 58
												235	H	Loyola Maryland	73 44
												245	A	Holy Cross	65 58
												245	H	Holy Cross	62 54
												253	H	St. Bonaventure	86 48
												263	H	Rider	63 44
												277	A	LIU Brooklyn	79 47
												282	A	Colgate	69 42
												282	H	Colgate	70 54
												286	H	North Dakota St.	67 54
												291	H	Monmouth	73 49
												309	H	Air Force	71 64
LAST 12 Division I GAMES:															
235	A	Loyola Maryland	40 58	282	A	Colgate	69 42								
93	H	Bucknell I	40 49	184	H	Lehigh	53 50								
212	H	Boston U.	59 48	93	A	Bucknell I	39 47								
230	A	Lafayette	59 43	212	A	Boston U.	64 59								
160	A	Army West Point	55 46	230	H	Lafayette	65 59								
245	H	Holy Cross	62 54	160	H	Army West Point	70 44								

Non-Div I Games: Emory & Henry 88 57

Navy

Average RPI	Win:	149	WON-LOST	WINNING	LAST 10	STRENGTH OF	OPP. STRENGTH	TEAM	ADJ.	CONF.	ADJ CONF.
Average RPI	Loss:	52	RECORD	PCT. RANK	GAMES	SCHEDULE	OF SCHEDULE	RPI	RPI	RPI	RPI
DIV. I ONLY		20- 9	68	7- 3	77	38	64	64	3	3	
DIV. I NON-CONF.		9- 4	82	0- 0	235	65	138	138	4	4	

TOTALS	RPI 1-25		RPI 26-50		W-L RECORDS		RPI 51-100		RPI 101-999		RPI 201+
20- 9	2- 4		2- 2		OVERALL		4- 1		12- 2		7- 0
10- 6	1- 2		0- 2		HOME		2- 0		7- 2		4- 0
9- 2	1- 1		2- 0		AWAY		2- 1		4- 0		2- 0
1- 1	0- 1		0- 0		NEUTRAL		0- 0		1- 0		1- 0
9- 4	0- 1		0- 1		NON-CONFERENCE		1- 0		8- 2		5- 0
5- 3	0- 0		0- 1		HOME		0- 0		5- 2		3- 0
3- 0	0- 0		0- 0		AWAY		1- 0		2- 0		1- 0
1- 1	0- 1		0- 0		NEUTRAL		0- 0		1- 0		1- 0
11- 5	2- 3		2- 1		CONFERENCE		3- 1		4- 0		2- 0
5- 3	1- 2		0- 1		HOME		2- 0		2- 0		1- 0
6- 2	1- 1		2- 0		AWAY		1- 1		2- 0		1- 0
0- 0	0- 0		0- 0		NEUTRAL		0- 0		0- 0		0- 0

RPI	S	Opponent	Score	RPI	S	Opponent	Score	RPI	S	Opponent	Score	RPI	S	Opponent	Score
6	H	Ohio St.	61 73	38	H	Michigan	64 69	54	A	Indiana	75 83	107	H	Washington St.	61 73
13	N	Buffalo	72 82	43	A	Rutgers	52 42	56	H	Purdue	75 51	139	H	Arkansas	80 69
16	A	Iowa	92 74	46	A	Minnesota	79 74	61	A	Michigan St.	79 69	155	H	Clemson	66 67
16	H	Iowa	74 65	50	H	Creighton	49 64	76	A	Drake	89 84	156	A	Kansas	66 49
21	A	Maryland	75 77					87	H	Penn St.	59 51	164	H	SIUE	62 53
21	H	Maryland	57 64									170	A	Northwestern	69 59
												191	H	Wisconsin	51 48
												220	A	Illinois	80 72
												220	H	Illinois	62 47
												228	H	Fla. Atlantic	86 69
												233	N	Coastal Caro.	55 47
												254	A	San Jose St.	81 55
												281	H	UMKC	80 60
												331	H	Ark.-Pine Bluff	73 52

Team's RPI: 64															
LAST 12 Division I GAMES:															
21	A	Maryland	75 77	220	H	Illinois	62 47								
87	H	Penn St.	59 51	16	A	Iowa	92 74								
54	A	Indiana	75 83	56	H	Purdue	75 51								
61	A	Michigan St.	79 69	43	A	Rutgers	52 42								
191	H	Wisconsin	51 48	16	H	Iowa	74 65								
21	H	Maryland	57 64	38	H	Michigan	64 69								

Non-Div I Games:

Nebraska

Average RPI Win: 228

Average RPI Loss: 135

WON-LOST
RECORDWINNING
PCT. RANKLAST 10
GAMESSTRENGTH OF
SCHEDULEOPP. STRENGTH
OF SCHEDULETEAM
RPIADJ.
RPICONF.
RPIADJ CONF.
RPI

DIV. I ONLY	11- 15	223	2- 8	175	124	217	217	16	16
DIV. I NON-CONF.	6- 4	122	0- 0	156	121	145	145	15	15
TOTALS	RPI 1-25	RPI 26-50	W-L RECORDS	RPI 51-100	RPI 101-999	RPI 201+			
11- 15	0- 1	0- 1	OVERALL	0- 4	11- 9	8- 4			
8- 5	0- 1	0- 0	HOME	0- 1	8- 3	6- 1			
2- 9	0- 0	0- 0	AWAY	0- 3	2- 6	1- 3			
1- 1	0- 0	0- 1	NEUTRAL	0- 0	1- 0	1- 0			
6- 4	0- 1	0- 1	NON-CONFERENCE	0- 0	6- 2	5- 1			
4- 2	0- 1	0- 0	HOME	0- 0	4- 1	3- 1			
1- 1	0- 0	0- 0	AWAY	0- 0	1- 1	1- 0			
1- 1	0- 0	0- 1	NEUTRAL	0- 0	1- 0	1- 0			
5- 11	0- 0	0- 0	CONFERENCE	0- 4	5- 7	3- 3			
4- 3	0- 0	0- 0	HOME	0- 1	4- 2	3- 0			
1- 8	0- 0	0- 0	AWAY	0- 3	1- 5	0- 3			
0- 0	0- 0	0- 0	NEUTRAL	0- 0	0- 0	0- 0			

RPI	S	Opponent	Score	RPI	S	Opponent	Score	RPI	S	Opponent	Score	RPI	S	Opponent	Score	Team's RPI: 217
2	H	UConn	57 88	33	N	Oregon St.	49 89	62	A	Wyomi ng	60 66	101	A	Utah	61 87	
								62	H	Wyomi ng	62 65	120	A	Colorado St.	64 75	
								80	A	UNLV	75 77	120	H	Colorado St.	59 65	
								94	A	New Mexi co	68 72	130	A	Fresno St.	55 68	
												130	H	Fresno St.	90 73	
												137	H	Portland St.	67 55	
												145	A	Boise St.	72 68	
												145	H	Boise St.	55 63	
												208	H	SMU	80 72	
												222	A	Seattle U	74 65	
												232	N	Montana St.	67 53	
												244	H	Pepperdi ne	72 77	
												254	A	San Jose St.	54 57	
												254	H	San Jose St.	91 63	
												268	A	San Diego St.	72 75	
												280	H	Santa Clara	52 41	
												289	H	Sacramento St.	95 68	
												304	A	Utah St.	57 79	
												304	H	Utah St.	85 78	
												309	H	Air Force	70 60	
LAST 12 Division I GAMES:																
120	A	Colorado St.	64 75	120	H	Colorado St.	59 65									
254	A	San Jose St.	54 57	130	A	Fresno St.	55 68									
304	H	Utah St.	85 78	62	H	Wyomi ng	62 65									
145	H	Boise St.	55 63	145	A	Boise St.	72 68									
268	A	San Diego St.	72 75	254	H	San Jose St.	91 63									
80	A	UNLV	75 77	304	A	Utah St.	57 79									

Non-Div I Games: Stanislaus St. 81 60

Nevada

Average RPI Win:	248	WON-LOST	WINNING	LAST 10	STRENGTH OF	OPP. STRENGTH	TEAM	ADJ.	CONF.	ADJ CONF.
Average RPI Loss:	160	RECORD	PCT. RANK	GAMES	SCHEDULE	OF SCHEDULE	RPI	RPI	RPI	RPI
DIV. I ONLY	17- 11	107	4- 6	306	236	186	186	20	20	
DIV. I NON-CONF.	8- 4	87	0- 0	337	224	190	190	24	24	

TOTALS	RPI 1-25	RPI 26-50	W-L RECORDS	RPI 51-100	RPI 101-999	RPI 201+				
17- 11	0- 0	0- 0	OVERALL	1- 3	16- 8	12- 3				
8- 4	0- 0	0- 0	HOME	1- 1	7- 3	5- 1				
8- 6	0- 0	0- 0	AWAY	0- 2	8- 4	6- 1				
1- 1	0- 0	0- 0	NEUTRAL	0- 0	1- 1	1- 1				
8- 4	0- 0	0- 0	NON-CONFERENCE	0- 0	8- 4	7- 2				
4- 0	0- 0	0- 0	HOME	0- 0	4- 0	3- 0				
3- 3	0- 0	0- 0	AWAY	0- 0	3- 3	3- 1				
1- 1	0- 0	0- 0	NEUTRAL	0- 0	1- 1	1- 1				
9- 7	0- 0	0- 0	CONFERENCE	1- 3	8- 4	5- 1				
4- 4	0- 0	0- 0	HOME	1- 1	3- 3	2- 1				
5- 3	0- 0	0- 0	AWAY	0- 2	5- 1	3- 0				
0- 0	0- 0	0- 0	NEUTRAL	0- 0	0- 0	0- 0				

RPI 1-25				RPI 26-50				RPI 51-100				RPI 101+				Team's RPI: 186
RPI	S	Opponent	Score	RPI	S	Opponent	Score	RPI	S	Opponent	Score	RPI	S	Opponent	Score	
								77	A	Maine	46 77	106	A	Dartmouth	49 57	
								77	H	Maine	46 56	135	H	Northeastern	65 50	
								79	A	Albany (NY)	53 66	147	A	Hartford	49 85	
								79	H	Albany (NY)	74 68	147	H	Hartford	76 58	
												151	A	Binghamton	63 61	
												151	H	Binghamton	52 54	
												180	A	Stony Brook	51 50	
												180	H	Stony Brook	56 62	
												196	A	Boston College	55 64	
												212	H	Boston U.	72 57	
												215	A	Xavier	66 71	
												243	N	La Salle	51 59	
												257	A	Sacred Heart	74 47	
												259	H	Manhattan	68 55	
												267	N	Fairfield	71 61	
												272	H	Cornell	48 45	
												285	A	Bryant	74 65	
												292	A	Vermont	52 49	
												292	H	Vermont	53 58	
												323	A	UMBC	51 46	
												323	H	UMBC	56 51	
												332	A	Wagner	65 53	
												347	A	UMass Lowell	70 49	
												347	H	UMass Lowell	66 45	

LAST 12 Division I GAMES:																
				347	A	UMass Lowell	70 49					79	H	Albany (NY)	74 68	
				180	H	Stony Brook	56 62					147	A	Hartford	49 85	
				147	H	Hartford	76 58					151	H	Binghamton	52 54	
				323	A	UMBC	51 46					77	H	Maine	46 56	
				77	A	Maine	46 77					180	A	Stony Brook	51 50	
				292	H	Vermont	53 58					292	A	Vermont	52 49	

Non-Div I Games: Colby-Sawyer 64 40

New Hampshire

■ Loss,
 ■ Non-Conf,
 S Site,
 ■ Home
 ■ Away
 N Neutral

Average RPI Win:	195	WON-LOST	WINNING	LAST 10	STRENGTH OF	OPP. STRENGTH	TEAM	ADJ.	CONF.	ADJ CONF.
Average RPI Loss:	122	RECORD	PCT. RANK	GAMES	SCHEDULE	OF SCHEDULE	RPI	RPI	RPI	RPI
DIV. I ONLY	19- 9	76	4- 6	165	122	94	94	16	16	
DIV. I NON-CONF.	11- 1	13	0- 0	74	148	13	13	15	15	

TOTALS	RPI 1-25	RPI 26-50	W-L RECORDS	RPI 51-100	RPI 101-999	RPI 201+				
19- 9	1- 0	0- 1	OVERALL	2- 4	16- 4	10- 2				
15- 2	1- 0	0- 0	HOME	2- 2	12- 0	7- 0				
4- 7	0- 0	0- 1	AWAY	0- 2	4- 4	3- 2				
0- 0	0- 0	0- 0	NEUTRAL	0- 0	0- 0	0- 0				
11- 1	1- 0	0- 1	NON-CONFERENCE	2- 0	8- 0	4- 0				
9- 0	1- 0	0- 0	HOME	2- 0	6- 0	3- 0				
2- 1	0- 0	0- 1	AWAY	0- 0	2- 0	1- 0				
0- 0	0- 0	0- 0	NEUTRAL	0- 0	0- 0	0- 0				
8- 8	0- 0	0- 0	CONFERENCE	0- 4	8- 4	6- 2				
6- 2	0- 0	0- 0	HOME	0- 2	6- 0	4- 0				
2- 6	0- 0	0- 0	AWAY	0- 2	2- 4	2- 2				
0- 0	0- 0	0- 0	NEUTRAL	0- 0	0- 0	0- 0				

RPI 1-25				RPI 26-50				RPI 51-100				RPI 101+			
RPI	S	Opponent	Score	RPI	S	Opponent	Score	RPI	S	Opponent	Score	RPI	S	Opponent	Score
24	H	Marquette	88 87	30	A	Oklahoma	63 105	62	A	Wyoming	55 66	117	H	Western Mich.	88 76
								62	H	Wyoming	62 63	120	A	Colorado St.	71 74
								80	A	UNLV	62 74	130	H	Fresno St.	88 75
								80	H	UNLV	66 68	132	H	Wichita St.	76 62
								88	H	Navy	94 87	145	A	Boise St.	85 91
								92	H	Lamar University	90 58	145	H	Boise St.	100 83
												180	H	UC Irvine	83 61
												198	A	UTEP	59 35
												217	H	Nevada	72 68
												220	H	Illinois	97 68
												221	A	New Mexico St.	101 93
												221	H	New Mexico St.	86 75
												241	H	Texas Tech	90 56
												254	A	San Jose St.	86 95
												254	H	San Jose St.	92 62
												268	A	San Diego St.	89 97
												304	A	Utah St.	74 50
												304	H	Utah St.	80 47
												309	A	Air Force	88 59
												309	H	Air Force	57 49
LAST 12 Division I GAMES:															
80	A	UNLV	62 74	304	H	Utah St.	80 47								
62	H	Wyoming	62 63	120	A	Colorado St.	71 74								
304	A	Utah St.	74 50	268	A	San Diego St.	89 97								
309	H	Air Force	57 49	80	H	UNLV	66 68								
145	A	Boise St.	85 91	130	H	Fresno St.	88 75								
254	H	San Jose St.	92 62	62	A	Wyoming	55 66								

Non-Div I Games: Northern N.M. 107 66

New Mexico

■ Loss,
 ■ Non-Conf,
 ■ S Site,
 ■ Home
 ■ A Away
 N Neutral

Average RPI Win:	276	WON-LOST	WINNING	LAST 10	STRENGTH OF	OPP. STRENGTH	TEAM	ADJ.	CONF.	ADJ CONF.
Average RPI Loss:	179	RECORD	PCT. RANK	GAMES	SCHEDULE	OF SCHEDULE	RPI	RPI	RPI	RPI
DIV. I ONLY	14- 11	136	7- 3	317	313	221	221	31	31	
DIV. I NON-CONF.	4- 8	239	0- 0	252	227	269	269	31	31	

TOTALS	RPI 1-25	RPI 26-50	W-L RECORDS	RPI 51-100	RPI 101-999	RPI 201+				
14- 11	0- 0	0- 0	OVERALL	0- 2	14- 9	13- 5				
8- 3	0- 0	0- 0	HOME	0- 1	8- 2	7- 0				
6- 5	0- 0	0- 0	AWAY	0- 1	6- 4	6- 4				
0- 3	0- 0	0- 0	NEUTRAL	0- 0	0- 3	0- 1				
4- 8	0- 0	0- 0	NON-CONFERENCE	0- 2	4- 6	3- 2				
2- 3	0- 0	0- 0	HOME	0- 1	2- 2	1- 0				
2- 2	0- 0	0- 0	AWAY	0- 1	2- 1	2- 1				
0- 3	0- 0	0- 0	NEUTRAL	0- 0	0- 3	0- 1				
10- 3	0- 0	0- 0	CONFERENCE	0- 0	10- 3	10- 3				
6- 0	0- 0	0- 0	HOME	0- 0	6- 0	6- 0				
4- 3	0- 0	0- 0	AWAY	0- 0	4- 3	4- 3				
0- 0	0- 0	0- 0	NEUTRAL	0- 0	0- 0	0- 0				

RPI 1-25				RPI 26-50				RPI 51-100				RPI 101+				Team's RPI: 221	
RPI	S	Opponent	Score	RPI	S	Opponent	Score	RPI	S	Opponent	Score	RPI	S	Opponent	Score		
								94	A	New Mexico	75 86	117	H	Western Mi ch.	55 64		
								94	H	New Mexico	93 101	135	N	Northeastern	64 65		
												139	N	Arkansas	60 69		
												193	H	UC Santa Barbara	47 77		
												198	H	UTEP	76 68		
												205	A	CSU Bakersfi el d	52 62		
												205	H	CSU Bakersfi el d	56 48		
												222	A	Seattle U	59 69		
												222	H	Seattle U	64 53		
												224	H	A&M-Corpus Christi	70 61		
												234	N	Texas Southern	50 66		
												244	A	Pepperdi ne	86 64		
												261	A	Grand Canyon	34 50		
												261	H	Grand Canyon	64 60		
												275	A	Ari zona	44 83		
												281	A	UMKC	76 67		
												281	H	UMKC	70 62		
												299	A	Long Beach St.	72 63		
												306	A	UTRGV	79 77		
												324	A	Utah Valley	82 72		
												324	H	Utah Valley	59 51		
												345	A	Chi cago St.	63 55		
												345	H	Chi cago St.	74 59		
LAST 12 Di vi si on I GAMES:																	
				281	A	UMKC	76 67	306	A	UTRGV	79 77						
				345	A	Chi cago St.	63 55	281	H	UMKC	70 62						
				222	H	Seattle U	64 53	324	A	Utah Valley	82 72						
				324	H	Utah Valley	59 51	222	A	Seattle U	59 69						
				261	A	Grand Canyon	34 50	205	H	CSU Bakersfi el d	56 48						
				205	A	CSU Bakersfi el d	52 62	261	H	Grand Canyon	64 60						

Non-Div I Games: Tex. Permian Basin 85 58 Western N.M. 89 60

New Mexico St.

■ Loss,
 ■ Non-Conf,
 ■ S Site,
 ■ Home
 ■ Away
 N Neutral

Average RPI Win:	276	WON-LOST	WINNING	LAST 10	STRENGTH OF	OPP. STRENGTH	TEAM	ADJ.	CONF.	ADJ CONF.
Average RPI Loss:	161	RECORD	PCT. RANK	GAMES	SCHEDULE	OF SCHEDULE	RPI	RPI	RPI	RPI
DIV. I ONLY	13- 14	186	6- 4	294	273	237	237	27	27	
DIV. I NON-CONF.	3- 7	254	0- 0	104	180	218	218	26	26	
<hr/>										
TOTALS	RPI 1-25	RPI 26-50	W-L RECORDS	RPI 51-100	RPI 101-999	RPI 201+				
13- 14	0- 1	0- 0	OVERALL	0- 3	13- 10	12- 5				
9- 4	0- 0	0- 0	HOME	0- 1	9- 3	9- 1				
4- 10	0- 0	0- 0	AWAY	0- 0	4- 2	3- 1				
0- 0	0- 0	0- 0	NEUTRAL	0- 0	0- 0	0- 0				
3- 7	0- 1	0- 0	NON-CONFERENCE	0- 2	3- 4	3- 0				
2- 2	0- 0	0- 0	HOME	0- 1	2- 1	2- 0				
1- 5	0- 1	0- 0	AWAY	0- 1	1- 3	1- 0				
0- 0	0- 0	0- 0	NEUTRAL	0- 0	0- 0	0- 0				
10- 7	0- 0	0- 0	CONFERENCE	0- 1	10- 6	9- 5				
7- 2	0- 0	0- 0	HOME	0- 0	7- 2	7- 1				
3- 5	0- 0	0- 0	AWAY	0- 1	3- 4	2- 4				
0- 0	0- 0	0- 0	NEUTRAL	0- 0	0- 0	0- 0				

RPI 1-25				RPI 26-50				RPI 51-100				RPI 101+ Team's RPI: 237			
RPI	S	Opponent	Score	RPI	S	Opponent	Score	RPI	S	Opponent	Score	RPI	S	Opponent	Score
19	A	Missouri	45 81					52	A	Miami (FL)	46 76	115	A	Central Ark.	52 48
								71	H	Houston	66 78	123	H	SFA	67 74
								92	A	Lamar University	77 100	129	A	Tulane	56 79
												163	A	Louisiana	57 66
												167	A	South Ala.	45 67
												183	H	Jacksonville St.	54 59
												214	H	CSUN	76 73
												224	A	A&M-Corpus Christi	68 75
												224	H	A&M-Corpus Christi	66 49
												231	A	Nicholls St.	48 72
												231	H	Nicholls St.	61 62
												234	H	Texas Southern	72 69
												236	A	Abilene Christian	70 80
												287	H	Southeastern La.	82 73
												288	A	McNeese	77 64
												288	H	McNeese	84 62
												305	A	Incarnate Word	72 45
												305	H	Incarnate Word	52 50
												314	H	Houston Baptist	70 52
												335	A	Northwestern St.	47 52
												335	H	Northwestern St.	81 63
												336	H	Sam Houston St.	77 50
												337	A	La.-Monroe	89 51
<hr/>															
LAST 12 Division I GAMES:															
231	A	Nicholls St.	48 72	335	A	Northwestern St.	47 52								
336	H	Sam Houston St.	77 50	305	A	Incarnate Word	72 45								
288	H	McNeese	84 62	335	H	Northwestern St.	81 63								
287	H	Southeastern La.	82 73	305	H	Incarnate Word	52 50								
224	A	A&M-Corpus Christi	68 75	115	A	Central Ark.	52 48								
231	H	Nicholls St.	61 62	224	H	A&M-Corpus Christi	66 49								

Non-Div I Games: Xavier (LA) 85 50

New Orleans

■ Loss,
 ■ Non-Conf,
 ■ S Site,
 ■ Home
 ■ A Away
 N Neutral

Average RPI Win:	238	WON-LOST	WINNING	LAST 10	STRENGTH OF	OPP. STRENGTH	TEAM	ADJ.	CONF.	ADJ CONF.
Average RPI Loss:	175	RECORD	PCT. RANK	GAMES	SCHEDULE	OF SCHEDULE	RPI	RPI	RPI	RPI
DIV. I ONLY	12- 17	224	4- 6	193	270	229	229	28	28	
DIV. I NON-CONF.	3- 8	268	0- 0	71	136	201	201	25	25	

TOTALS	RPI 1-25	RPI 26-50	W-L RECORDS	RPI 51-100	RPI 101-999	RPI 201+				
12- 17	1- 1	0- 3	OVERALL	0- 0	11- 13	7- 7				
7- 6	1- 0	0- 2	HOME	0- 0	6- 4	5- 1				
4- 10	0- 1	0- 1	AWAY	0- 0	4- 8	2- 6				
1- 1	0- 0	0- 0	NEUTRAL	0- 0	1- 1	0- 0				
3- 8	1- 1	0- 1	NON-CONFERENCE	0- 0	2- 6	1- 1				
1- 3	1- 0	0- 1	HOME	0- 0	0- 2	0- 0				
1- 4	0- 1	0- 0	AWAY	0- 0	1- 3	1- 1				
1- 1	0- 0	0- 0	NEUTRAL	0- 0	1- 1	0- 0				
9- 9	0- 0	0- 2	CONFERENCE	0- 0	9- 7	6- 6				
6- 3	0- 0	0- 1	HOME	0- 0	6- 2	5- 1				
3- 6	0- 0	0- 1	AWAY	0- 0	3- 5	1- 5				
0- 0	0- 0	0- 0	NEUTRAL	0- 0	0- 0	0- 0				

RPI 1-25				RPI 26-50				RPI 51-100				RPI 101+ Team's RPI: 229			
RPI	S	Opponent	Score	RPI	S	Opponent	Score	RPI	S	Opponent	Score	RPI	S	Opponent	Score
13	H	Buffalo	75 62	42	A	Quinnipiac	61 77					109	H	Cleveland St.	61 70
21	A	Maryland	65 92	42	H	Quinnipiac	55 84					140	N	Louisiana Tech	73 67
				49	H	Drexel	65 66					141	H	Saint Joseph's	69 93
												147	A	Hartford	65 83
												163	N	Louisiana	52 68
												176	A	Marist	68 61
												176	H	Marist	78 84
												190	A	Oakland	59 67
												199	A	Siena	73 68
												199	H	Siena	65 50
												253	A	St. Bonaventure	58 76
												259	A	Manhattan	64 82
												259	H	Manhattan	65 64
												263	A	Rider	58 65
												263	H	Rider	69 61
												267	A	Fairfield	53 59
												279	A	Canisius	60 64
												279	H	Canisius	66 72
												282	A	Colgate	81 44
												291	A	Monmouth	63 65
												291	H	Monmouth	68 65
												338	H	Iona	73 59
												348	A	Saint Peter's	87 52
												348	H	Saint Peter's	64 54

LAST 12 Division I GAMES:															
176	A	Marist	68 61	348	H	Saint Peter's	64 54								
279	H	Canisius	66 72	279	A	Canisius	60 64								
291	H	Monmouth	68 65	42	H	Quinnipiac	55 84								
263	H	Rider	69 61	176	H	Marist	78 84								
291	A	Monmouth	63 65	348	A	Saint Peter's	87 52								
259	A	Manhattan	64 82	263	A	Rider	58 65								

Non-Div I Games:

Niagara

Average RPI Win:	295	WON-LOST	WINNING	LAST 10	STRENGTH OF	OPP. STRENGTH	TEAM	ADJ.	CONF.	ADJ CONF.
Average RPI Loss:	152	RECORD	PCT. RANK	GAMES	SCHEDULE	OF SCHEDULE	RPI	RPI	RPI	RPI
DIV. I ONLY	11- 13	204	6- 4	273	286	231	231	27	27	
DIV. I NON-CONF.	2- 6	280	0- 0	164	191	234	234	26	26	

TOTALS	RPI 1-25	RPI 26-50	W-L RECORDS	RPI 51-100	RPI 101-999	RPI 201+				
11- 13	0- 2	0- 0	OVERALL	0- 2	11- 9	11- 5				
4- 6	0- 1	0- 0	HOME	0- 2	4- 3	4- 1				
7- 6	0- 1	0- 0	AWAY	0- 0	7- 5	7- 3				
0- 1	0- 0	0- 0	NEUTRAL	0- 0	0- 1	0- 1				
2- 6	0- 2	0- 0	NON-CONFERENCE	0- 1	2- 3	2- 2				
0- 2	0- 1	0- 0	HOME	0- 1	0- 0	0- 0				
2- 3	0- 1	0- 0	AWAY	0- 0	2- 2	2- 1				
0- 1	0- 0	0- 0	NEUTRAL	0- 0	0- 1	0- 1				
9- 7	0- 0	0- 0	CONFERENCE	0- 1	9- 6	9- 3				
4- 4	0- 0	0- 0	HOME	0- 1	4- 3	4- 1				
5- 3	0- 0	0- 0	AWAY	0- 0	5- 3	5- 2				
0- 0	0- 0	0- 0	NEUTRAL	0- 0	0- 0	0- 0				

RPI 1-25				RPI 26-50				RPI 51-100				RPI 101+ Team's RPI: 231			
RPI	S	Opponent	Score	RPI	S	Opponent	Score	RPI	S	Opponent	Score	RPI	S	Opponent	Score
4	H	Baylor	43 85					92	H	Lamar University	61 76	115	A	Central Ark.	42 60
25	A	LSU	50 65					100	H	Jacksonville	61 69	115	H	Central Ark.	48 69
												116	A	Iowa St.	47 75
												123	H	SFA	73 86
												208	A	SMU	61 68
												224	A	A&M-Corpus Christi	55 76
												236	H	Abilene Christian	81 60
												237	A	New Orleans	62 61
												237	H	New Orleans	72 48
												260	N	Bradley	65 75
												287	H	Southeastern La.	57 66
												288	A	McNeese	61 54
												288	H	McNeese	63 51
												305	A	Incarnate Word	62 64
												314	A	Houston Baptist	73 61
												314	H	Houston Baptist	63 45
												320	A	Jackson St.	90 64
												335	A	Northwestern St.	79 63
												336	A	Sam Houston St.	70 65
												339	A	Mississippi Val.	62 57
LAST 12 Division I GAMES:															
237	H	New Orleans	72 48	237	A	New Orleans	62 61								
288	H	McNeese	63 51	287	H	Southeastern La.	57 66								
115	A	Central Ark.	42 60	92	H	Lamar University	61 76								
336	A	Sam Houston St.	70 65	224	A	A&M-Corpus Christi	55 76								
314	H	Houston Baptist	63 45	115	H	Central Ark.	48 69								
236	H	Abilene Christian	81 60	288	A	McNeese	61 54								

Non-Div I Games: Spring Hill 78 70 Evangel 72 55 Southern-N. O. 83 45

Nicholls St.

Loss, Non-Conf, S Site, H Home A Away N Neutral

Average RPI Win:	288	WON-LOST	WINNING	LAST 10	STRENGTH OF	OPP. STRENGTH	TEAM	ADJ.	CONF.	ADJ CONF.
Average RPI Loss:	180	RECORD	PCT. RANK	GAMES	SCHEDULE	OF SCHEDULE	RPI	RPI	RPI	RPI
DIV. I ONLY	18- 9	79	7- 3	334	338	197	197	30	30	
DIV. I NON-CONF.	7- 5	132	0- 0	292	324	198	198	30	30	

TOTALS	RPI 1-25	RPI 26-50	W-L RECORDS	RPI 51-100	RPI 101-999	RPI 201+				
18- 9	0- 0	0- 0	OVERALL	0- 1	18- 8	16- 4				
7- 4	0- 0	0- 0	HOME	0- 0	7- 4	7- 2				
10- 4	0- 0	0- 0	AWAY	0- 1	10- 3	8- 1				
1- 1	0- 0	0- 0	NEUTRAL	0- 0	1- 1	1- 1				
7- 5	0- 0	0- 0	NON-CONFERENCE	0- 1	7- 4	6- 3				
2- 2	0- 0	0- 0	HOME	0- 0	2- 2	2- 1				
4- 2	0- 0	0- 0	AWAY	0- 1	4- 1	3- 1				
1- 1	0- 0	0- 0	NEUTRAL	0- 0	1- 1	1- 1				
11- 4	0- 0	0- 0	CONFERENCE	0- 0	11- 4	10- 1				
5- 2	0- 0	0- 0	HOME	0- 0	5- 2	5- 1				
6- 2	0- 0	0- 0	AWAY	0- 0	6- 2	5- 0				
0- 0	0- 0	0- 0	NEUTRAL	0- 0	0- 0	0- 0				

RPI 1-25				RPI 26-50				RPI 51-100				RPI 101+				Team's RPI: 197	
RPI	S	Opponent	Score	RPI	S	Opponent	Score	RPI	S	Opponent	Score	RPI	S	Opponent	Score		
								88	A	Navy	51	70	126	A	Bethune-Cookman	45	60
												126	H	Bethune-Cookman	51	58	
												159	A	William & Mary	80	74	
												173	A	N. C. A&T	51	53	
												194	H	High Point	56	59	
												201	A	Hampton	63	48	
												203	A	East Carolina	46	51	
												207	N	Bowling Green	50	59	
												226	H	UNCG	64	63	
												235	H	Loyola Maryland	58	61	
												252	N	St. Francis Brooklyn	52	51	
												264	H	Morgan St.	53	55	
												265	A	Howard	59	53	
												266	H	Towson	86	76	
												269	A	Campbell	53	27	
												276	A	UMES	63	53	
												283	A	VCU	66	52	
												315	H	Coppin St.	71	57	
												321	A	N. C. Central	75	60	
												322	A	South Carolina St.	71	67	
												322	H	South Carolina St.	63	49	
												334	H	Delaware St.	72	50	
												342	A	Savannah St.	78	58	
												342	H	Savannah St.	83	51	
												343	A	Longwood	64	45	
												344	H	Florida A&M	70	49	
LAST 12 Division I GAMES:																	
				265	A	Howard	59	53				126	A	Bethune-Cookman	45	60	
				276	A	UMES	63	53				264	H	Morgan St.	53	55	
				322	H	South Carolina St.	63	49				173	A	N. C. A&T	51	53	
				342	H	Savannah St.	83	51				344	H	Florida A&M	70	49	
				334	H	Delaware St.	72	50				126	H	Bethune-Cookman	51	58	
				201	A	Hampton	63	48				342	A	Savannah St.	78	58	

Non-Div I Games:

Norfolk St.

■ Loss,
 ■ Non-Conf,
 ■ S Site,
 ■ Home
 ■ A Away
 N Neutral

Average RPI Win:	165	WON-LOST	WINNING	LAST 10	STRENGTH OF	OPP. STRENGTH	TEAM	ADJ.	CONF.	ADJ CONF.
Average RPI Loss:	62	RECORD	PCT. RANK	GAMES	SCHEDULE	OF SCHEDULE	RPI	RPI	RPI	RPI
DIV. I ONLY	14- 15	185	1- 9	17	69	110	110	1	1	
DIV. I NON-CONF.	10- 3	52	0- 0	105	298	101	101	1	1	

TOTALS	RPI 1-25	RPI 26-50	W-L RECORDS	RPI 51-100	RPI 101-999	RPI 201+				
14- 15	1- 6	1- 2	OVERALL	0- 4	12- 3	4- 0				
11- 8	1- 2	1- 1	HOME	0- 3	9- 2	3- 0				
1- 7	0- 4	0- 1	AWAY	0- 1	1- 1	0- 0				
2- 0	0- 0	0- 0	NEUTRAL	0- 0	2- 0	1- 0				
10- 3	0- 0	1- 0	NON-CONFERENCE	0- 1	9- 2	4- 0				
8- 3	0- 0	1- 0	HOME	0- 1	7- 2	3- 0				
0- 0	0- 0	0- 0	AWAY	0- 0	0- 0	0- 0				
2- 0	0- 0	0- 0	NEUTRAL	0- 0	2- 0	1- 0				
4- 12	1- 6	0- 2	CONFERENCE	0- 3	3- 1	0- 0				
3- 5	1- 2	0- 1	HOME	0- 2	2- 0	0- 0				
1- 7	0- 4	0- 1	AWAY	0- 1	1- 1	0- 0				
0- 0	0- 0	0- 0	NEUTRAL	0- 0	0- 0	0- 0				

RPI 1-25				RPI 26-50				RPI 51-100				RPI 101+ Team's RPI: 110			
RPI	S	Opponent	Score	RPI	S	Opponent	Score	RPI	S	Opponent	Score	RPI	S	Opponent	Score
1	A	Notre Dame	62 94	29	H	Syracuse	80 86	52	H	Miami (FL)	72 92	108	A	Wake Forest	79 76
5	H	Louisville	57 67	34	A	Virginia	70 82	53	H	Mercer	86 97	147	H	Hartford	90 70
7	A	Florida St.	65 103	46	H	Minnesota	88 83	65	A	Georgia Tech	61 79	149	H	Radford	79 46
12	A	Duke	54 70					75	H	Virginia Tech	74 90	150	H	Colorado	87 80
12	H	Duke	92 86									155	H	Clemson	59 52
20	A	NC State	54 73									166	H	Pittsburgh	68 67
20	H	NC State	53 66									167	H	South Ala.	84 85
												175	H	Furman	84 56
												196	A	Boston College	64 77
												200	N	Washington	90 78
												201	H	Hampton	66 70
												227	N	Grambling	79 63
												251	H	Presbyterian	91 56
												256	H	UNCW	86 60
												271	H	Appalachian St.	56 43
LAST 12 Division I GAMES:															
12	A	Duke	54 70	52	H	Miami (FL)	72 92								
29	H	Syracuse	80 86	1	A	Notre Dame	62 94								
5	H	Louisville	57 67	34	A	Virginia	70 82								
65	A	Georgia Tech	61 79	12	H	Duke	92 86								
20	A	NC State	54 73	20	H	NC State	53 66								
75	H	Virginia Tech	74 90	108	A	Wake Forest	79 76								

Non-Div I Games:

North Carolina

Average RPI Win:	196	WON-LOST	WINNING	LAST 10	STRENGTH OF	OPP. STRENGTH	TEAM	ADJ.	CONF.	ADJ CONF.
Average RPI Loss:	136	RECORD	PCT. RANK	GAMES	SCHEDULE	OF SCHEDULE	RPI	RPI	RPI	RPI
DIV. I ONLY	10- 15	229	4- 6	66	215	161	161	19	19	
DIV. I NON-CONF.	5- 4	146	0- 0	16	172	42	42	14	14	

TOTALS	RPI 1-25	RPI 26-50	W-L RECORDS	RPI 51-100	RPI 101-999	RPI 201+				
10- 15	0- 1	1- 3	OVERALL	1- 1	8- 10	5- 4				
7- 3	0- 0	1- 0	HOME	0- 0	6- 3	3- 1				
2- 12	0- 1	0- 3	AWAY	0- 1	2- 7	2- 3				
1- 0	0- 0	0- 0	NEUTRAL	1- 0	0- 0	0- 0				
5- 4	0- 1	0- 2	NON-CONFERENCE	1- 1	4- 0	3- 0				
3- 0	0- 0	0- 0	HOME	0- 0	3- 0	2- 0				
1- 4	0- 1	0- 2	AWAY	0- 1	1- 0	1- 0				
1- 0	0- 0	0- 0	NEUTRAL	1- 0	0- 0	0- 0				
5- 11	0- 0	1- 1	CONFERENCE	0- 0	4- 10	2- 4				
4- 3	0- 0	1- 0	HOME	0- 0	3- 3	1- 1				
1- 8	0- 0	0- 1	AWAY	0- 0	1- 7	1- 3				
0- 0	0- 0	0- 0	NEUTRAL	0- 0	0- 0	0- 0				

RPI 1-25				RPI 26-50				RPI 51-100				RPI 101+ Team's RPI: 161			
RPI	S	Opponent	Score	RPI	S	Opponent	Score	RPI	S	Opponent	Score	RPI	S	Opponent	Score
4	A	Baylor	43 105	32	A	South Dakota St.	52 66	59	A	South Dakota	71 76	134	A	Idaho St.	46 57
				33	A	Oregon St.	55 65	92	N	Lamar University	73 70	134	H	Idaho St.	55 68
				37	A	Northern Colo.	45 51					138	H	UNI	80 72
				37	H	Northern Colo.	78 70					144	A	Eastern Wash.	70 74
												144	H	Eastern Wash.	81 79
												148	A	Idaho	75 80
												148	H	Idaho	64 78
												154	A	Weber St.	69 80
												154	H	Weber St.	80 67
												232	A	Montana St.	56 72
												232	H	Montana St.	79 70
												240	A	Montana	51 53
												240	H	Montana	43 54
												269	A	UTSA	60 47
												274	H	Massachusetts	82 52
												286	H	North Dakota St.	79 68
												302	A	Northern Ariz.	59 79
												330	A	Southern Utah	68 53

LAST 12 Division I GAMES:															
				37	A	Northern Colo.	45 51	232	A	Montana St.	56 72				
				302	A	Northern Ariz.	59 79	148	H	Idaho	64 78				
				330	A	Southern Utah	68 53	144	H	Eastern Wash.	81 79				
				134	H	Idaho St.	55 68	37	H	Northern Colo.	78 70				
				154	H	Weber St.	80 67	154	A	Weber St.	69 80				
				240	A	Montana	51 53	134	A	Idaho St.	46 57				

Non-Div I Games: Mayville St. 82 54 Southwest Minn. St. 85 62

North Dakota

Average RPI Win: 317

Average RPI Loss: 140

WON-LOST
RECORDWINNING
PCT. RANKLAST 10
GAMESSTRENGTH OF
SCHEDULEOPP. STRENGTH
OF SCHEDULETEAM
RPIADJ.
RPICONF.
RPIADJ CONF.
RPIDIV. I ONLY
DIV. I NON-CONF.6- 19
4- 7304
2262- 8
0- 0185
282227
323286
273286
27313
1613
16

TOTALS

RPI 1-25

RPI 26-50

W-L RECORDS

RPI 51-100

RPI 101-999

RPI 201+

6- 19

0- 0

0- 2

OVERALL

0- 5

6- 12

6- 3

3- 8

0- 0

0- 1

HOME

0- 2

3- 5

3- 2

2- 10

0- 0

0- 1

AWAY

0- 3

2- 6

2- 1

1- 1

0- 0

0- 0

NEUTRAL

0- 0

1- 1

1- 0

4- 7

0- 0

0- 0

NON-CONFERENCE

0- 1

4- 6

4- 1

2- 2

0- 0

0- 0

HOME

0- 0

2- 2

2- 1

1- 4

0- 0

0- 0

AWAY

0- 1

1- 3

1- 0

1- 1

0- 0

0- 0

NEUTRAL

0- 0

1- 1

1- 0

2- 12

0- 0

0- 2

CONFERENCE

0- 4

2- 6

2- 2

1- 6

0- 0

0- 1

HOME

0- 2

1- 3

1- 1

1- 6

0- 0

0- 1

AWAY

0- 2

1- 3

1- 1

0- 0

0- 0

0- 0

NEUTRAL

0- 0

0- 0

0- 0

RPI 1-25

RPI 26-50

RPI 51-100

RPI 101+

Team's RPI: 286

RPI S Opponent Score

RPI S Opponent Score

RPI S Opponent Score

RPI S Opponent Score

32 A South Dakota St.

63 83

59 A South Dakota

54 80

115 N Central Ark.

45 68

32 H South Dakota St.

64 85

59 H South Dakota

67 82

119 A Milwaukee

38 74

88 A Navy

54 67

146 H Cal Poly

69 73

99 A Western Ill.

72 97

150 A Colorado

59 108

99 H Western Ill.

60 77

161 A North Dakota

68 79

172 A Denver

79 98

172 H Denver

73 78

182 A Oral Roberts

48 71

182 H Oral Roberts

57 64

239 A Omaha

67 80

239 H Omaha

57 59

274 H Massachusetts

82 70

306 H UTRGV

79 82

310 A FIU

71 68

323 N UMBC

67 53

327 A Fort Wayne

66 52

327 H Fort Wayne

72 56

341 H NJIT

105 58

LAST 12 Division I GAMES:

239 H Omaha

57 59

32 H South Dakota St.

64 85

99 H Western Ill.

60 77

99 A Western Ill.

72 97

327 A Fort Wayne

66 52

239 A Omaha

67 80

172 H Denver

73 78

327 H Fort Wayne

72 56

182 H Oral Roberts

57 64

172 A Denver

79 98

59 A South Dakota

54 80

182 A Oral Roberts

48 71

Non-Div I Games:

Valley City St.

67 58

Mayville St.

87 43

Dakota St.

97 42

North Dakota St.

Average RPI Win:	239	WON-LOST	WINNING	LAST 10	STRENGTH OF	OPP. STRENGTH	TEAM	ADJ.	CONF.	ADJ CONF.
Average RPI Loss:	180	RECORD	PCT. RANK	GAMES	SCHEDULE	OF SCHEDULE	RPI	RPI	RPI	RPI
DIV. I ONLY	9- 17	251	3- 7	222	248	250	250	23	23	
DIV. I NON-CONF.	4- 8	239	0- 0	153	208	204	204	22	22	

TOTALS	RPI 1-25	RPI 26-50	W-L RECORDS	RPI 51-100	RPI 101-999	RPI 201+				
9- 17	0- 1	0- 2	OVERALL	1- 4	8- 10	6- 8				
5- 5	0- 0	0- 0	HOME	1- 1	4- 4	3- 3				
4- 11	0- 1	0- 2	AWAY	0- 3	4- 5	3- 4				
0- 1	0- 0	0- 0	NEUTRAL	0- 0	0- 1	0- 1				
4- 8	0- 1	0- 2	NON-CONFERENCE	0- 1	4- 4	2- 4				
2- 1	0- 0	0- 0	HOME	0- 0	2- 1	1- 1				
2- 6	0- 1	0- 2	AWAY	0- 1	2- 2	1- 2				
0- 1	0- 0	0- 0	NEUTRAL	0- 0	0- 1	0- 1				
5- 9	0- 0	0- 0	CONFERENCE	1- 3	4- 6	4- 4				
3- 4	0- 0	0- 0	HOME	1- 1	2- 3	2- 2				
2- 5	0- 0	0- 0	AWAY	0- 2	2- 3	2- 2				
0- 0	0- 0	0- 0	NEUTRAL	0- 0	0- 0	0- 0				

RPI 1-25				RPI 26-50				RPI 51-100				RPI 101+				Team's RPI: 250
RPI	S	Opponent	Score	RPI	S	Opponent	Score	RPI	S	Opponent	Score	RPI	S	Opponent	Score	
7	A	Florida St.	51 109	28	A	Georgi a	37 75	51	A	FGCU	52 67	126	H	Bethune-Cookman	70 63	
				38	A	Mi chi gan	34 79	51	H	FGCU	75 73	185	A	Stetson	55 68	
								68	A	West Vi rgini a	59 87	185	H	Stetson	51 68	
								100	A	Jacksonville	43 64	187	A	Morehead St.	61 56	
								100	H	Jacksonville	48 66	228	A	Fla. Atlantic	75 83	
												255	H	Northern Ky.	58 50	
												262	A	Lipscomb	57 78	
												262	H	Lipscomb	69 73	
												273	H	Col. of Charleston	69 73	
												291	N	Monmouth	57 67	
												293	A	USC Upstate	65 61	
												293	H	USC Upstate	79 61	
												298	A	Wofford	57 69	
												300	A	Kennesaw St.	68 44	
												300	H	Kennesaw St.	77 72	
												341	A	NJIT	65 75	
												341	H	NJIT	62 66	
												344	A	Florida A&M	77 68	

LAST 12 Division I GAMES:																
100	A	Jacksonville	43 64	185	H	Stetson	51 68									
293	H	USC Upstate	79 61	51	H	FGCU	75 73									
341	H	NJIT	62 66	185	A	Stetson	55 68									
300	A	Kennesaw St.	68 44	341	A	NJIT	65 75									
262	A	Lipscomb	57 78	293	A	USC Upstate	65 61									
51	A	FGCU	52 67	262	H	Lipscomb	69 73									

Non-Div I Games: Warner 74 38 Edward Waters 73 47 Webber Int'l 81 53

North Florida

Loss, Non-Conf, S Site, H Home A Away N Neutral

Average RPI Win: 251
Average RPI Loss: 156

WON-LOST
RECORD

WINNING
PCT. RANK

LAST 10
GAMES

STRENGTH OF
SCHEDULE

OPP. STRENGTH
OF SCHEDULE

TEAM
RPI

ADJ.
RPI

CONF.
RPI

ADJ CONF.
RPI

DIV. I ONLY	12- 11	162	4- 6	313	149	223	223	18	18
DIV. I NON-CONF.	6- 3	87	0- 0	346	79	236	236	20	20

TOTALS	RPI 1-25	RPI 26-50	W-L RECORDS	RPI 51-100	RPI 101-999	RPI 201+			
12- 11	0- 0	0- 1	OVERALL	0- 3	12- 7	11- 3			
6- 5	0- 0	0- 1	HOME	0- 1	6- 3	5- 1			
4- 6	0- 0	0- 0	AWAY	0- 2	4- 4	4- 2			
2- 0	0- 0	0- 0	NEUTRAL	0- 0	2- 0	2- 0			
6- 3	0- 0	0- 0	NON-CONFERENCE	0- 2	6- 1	6- 1			
3- 1	0- 0	0- 0	HOME	0- 1	3- 0	3- 0			
1- 2	0- 0	0- 0	AWAY	0- 1	1- 1	1- 1			
2- 0	0- 0	0- 0	NEUTRAL	0- 0	2- 0	2- 0			
6- 8	0- 0	0- 1	CONFERENCE	0- 1	6- 6	5- 2			
3- 4	0- 0	0- 1	HOME	0- 0	3- 3	2- 1			
3- 4	0- 0	0- 0	AWAY	0- 1	3- 3	3- 1			
0- 0	0- 0	0- 0	NEUTRAL	0- 0	0- 0	0- 0			

RPI 1-25				RPI 26-50				RPI 51-100				RPI 101+				Team's RPI: 223
RPI	S	Opponent	Score	RPI	S	Opponent	Score	RPI	S	Opponent	Score	RPI	S	Opponent	Score	
				41	H	Western Ky.	65 79	54	A	Indiana	63 68	102	H	Rice	49 50	
								83	A	UAB	52 68	105	A	Middle Tenn.	48 56	
								91	H	Kansas St.	54 55	140	A	Louisiana Tech	53 61	
												153	H	Charlotte	73 68	
												198	H	UTEP	48 50	
												206	H	Southern Miss.	71 62	
												208	H	SMU	47 40	
												209	H	Tulsa	66 43	
												228	A	Fla. Atlantic	65 51	
												233	N	Coastal Caro.	50 34	
												243	H	La Salle	70 44	
												269	A	UTSA	58 70	
												278	A	Old Dominion	55 52	
												278	H	Old Dominion	63 46	
												301	H	Marshall	54 62	
												310	A	FIU	92 46	
												319	N	Detroit Mercy	63 57	
												328	A	Ill. -Chicago	67 70	
												346	A	Eastern Ill.	63 61	

LAST 12 Division I GAMES:																
				301	H	Marshall	54 62	198	H	UTEP	48 50					
				278	A	Old Dominion	55 52	41	H	Western Ky.	65 79					
				206	H	Southern Miss.	71 62	83	A	UAB	52 68					
				228	A	Fla. Atlantic	65 51	105	A	Middle Tenn.	48 56					
				310	A	FIU	92 46	153	H	Charlotte	73 68					
				269	A	UTSA	58 70	278	H	Old Dominion	63 46					

Non-Div I Games: Mid-Amer. Christian 86 52 Tex. A&M Int'l 64 38 Okla. Panhandle 63 41

North Texas

Loss, Non-Conf, S Site, H Home A Away N Neutral

Average RPI Win:	230	WON-LOST	WINNING	LAST 10	STRENGTH OF	OPP. STRENGTH	TEAM	ADJ.	CONF.	ADJ CONF.
Average RPI Loss:	113	RECORD	PCT. RANK	GAMES	SCHEDULE	OF SCHEDULE	RPI	RPI	RPI	RPI
DIV. I ONLY	15- 13	155	6- 4	126	198	135	135	10	10	
DIV. I NON-CONF.	5- 6	187	0- 0	199	321	211	211	12	12	

TOTALS	RPI 1-25	RPI 26-50	W-L RECORDS	RPI 51-100	RPI 101-999	RPI 201+				
15- 13	0- 0	0- 4	OVERALL	0- 4	15- 5	11- 3				
7- 5	0- 0	0- 2	HOME	0- 2	7- 1	4- 1				
7- 6	0- 0	0- 2	AWAY	0- 1	7- 3	6- 1				
1- 2	0- 0	0- 0	NEUTRAL	0- 1	1- 1	1- 1				
5- 6	0- 0	0- 0	NON-CONFERENCE	0- 2	5- 4	4- 3				
2- 2	0- 0	0- 0	HOME	0- 1	2- 1	1- 1				
2- 2	0- 0	0- 0	AWAY	0- 0	2- 2	2- 1				
1- 2	0- 0	0- 0	NEUTRAL	0- 1	1- 1	1- 1				
10- 7	0- 0	0- 4	CONFERENCE	0- 2	10- 1	7- 0				
5- 3	0- 0	0- 2	HOME	0- 1	5- 0	3- 0				
5- 4	0- 0	0- 2	AWAY	0- 1	5- 1	4- 0				
0- 0	0- 0	0- 0	NEUTRAL	0- 0	0- 0	0- 0				

RPI	S	Opponent	Score	RPI	S	Opponent	Score	RPI	S	Opponent	Score	RPI	S	Opponent	Score
47	A	Elon	71 78	47	H	Elon	46 65	55	H	Harvard	69 79	114	A	Delaware	64 53
49	A	Drexel	50 58	49	H	Drexel	58 69	66	A	James Madison	43 72	114	H	Delaware	73 59
								66	H	James Madison	57 60	159	A	William & Mary	53 71
								71	N	Houston	64 72	159	H	William & Mary	64 46
												176	H	Marist	78 72
												186	A	New Hampshire	50 65
												210	H	Providence	95 98
												212	A	Boston U.	73 74
												221	N	New Mexico St.	65 64
												238	A	Hofstra	55 50
												248	N	Illinois St.	55 65
												256	A	UNCW	54 47
												256	H	UNCW	56 39
												266	A	Towson	70 61
												266	H	Towson	79 61
												267	H	Fairfield	63 43
												273	A	Col. of Charleston	67 48
												273	H	Col. of Charleston	59 37
												274	A	Massachusetts	64 54
												292	A	Vermont	71 66
LAST 12 Division I GAMES:															
273	A	Col. of Charleston	67 48	114	H	Delaware	73 59	256	H	UNCW	56 39	49	A	Drexel	50 58
238	A	Hofstra	55 50	49	A	Drexel	50 58	114	A	Delaware	64 53	159	A	William & Mary	64 46
47	H	Elon	46 65	114	A	Delaware	64 53	159	H	William & Mary	64 46	49	H	Drexel	58 69
266	H	Towson	79 61	49	H	Drexel	58 69								
159	A	William & Mary	53 71												
66	A	James Madison	43 72												

Non-Div I Games:

Northeastern

Average RPI Win: 226		WON-LOST RECORD	WINNING PCT. RANK	LAST 10 GAMES	STRENGTH OF SCHEDULE	OPP. STRENGTH OF SCHEDULE	TEAM RPI	ADJ. RPI	CONF. RPI	ADJ. CONF. RPI
Average RPI Loss: 183										
DIV. I ONLY		6- 20	307	3- 7	233	256	302	302	19	19
DIV. I NON-CONF.		2- 8	290	0- 0	206	308	306	306	14	14
TOTALS		RPI 1-25	RPI 26-50	W-L RECORDS		RPI 51-100	RPI 101-999	RPI 201+		
6- 20	0- 0		0- 1	OVERALL		0- 0	6- 19	3- 8		
3- 9	0- 0		0- 1	HOME		0- 0	3- 8	1- 4		
2- 11	0- 0		0- 0	AWAY		0- 0	2- 11	2- 4		
1- 0	0- 0		0- 0	NEUTRAL		0- 0	1- 0	0- 0		
2- 8	0- 0		0- 0	NON-CONFERENCE		0- 0	2- 8	1- 3		
1- 4	0- 0		0- 0	HOME		0- 0	1- 4	1- 1		
0- 4	0- 0		0- 0	AWAY		0- 0	0- 4	0- 2		
1- 0	0- 0		0- 0	NEUTRAL		0- 0	1- 0	0- 0		
4- 12	0- 0		0- 1	CONFERENCE		0- 0	4- 11	2- 5		
2- 5	0- 0		0- 1	HOME		0- 0	2- 4	0- 3		
2- 7	0- 0		0- 0	AWAY		0- 0	2- 7	2- 2		
0- 0	0- 0		0- 0	NEUTRAL		0- 0	0- 0	0- 0		

RPI 1-25				RPI 26-50				RPI 51-100				RPI 101+				Team's RPI: 302	
RPI	S	Opponent	Score	RPI	S	Opponent	Score	RPI	S	Opponent	Score	RPI	S	Opponent	Score		
				37	H	Northern Colo.	63 85					102	H	Rice	83 88		
												134	A	Idaho St.	59 76		
												134	H	Idaho St.	55 75		
												137	A	Portland St.	59 68		
												144	A	Eastern Wash.	62 82		
												145	N	Boise St.	62 60		
												146	H	Cal Poly	73 89		
												148	A	Idaho	68 83		
												152	A	Youngstown St.	67 69		
												154	A	Weber St.	63 77		
												154	H	Weber St.	76 75		
												161	H	North Dakota	79 59		
												172	A	Denver	73 80		
												193	H	UC Santa Barbara	93 96		
												214	A	CSUN	69 78		
												232	A	Montana St.	39 81		
												232	H	Montana St.	56 78		
												240	A	Montana	62 70		
												240	H	Montana	52 69		
												249	A	Hawaii	68 84		
												261	H	Grand Canyon	54 72		
												275	H	Arizona	84 66		
												289	A	Sacramento St.	95 90		
												330	A	Southern Utah	72 55		
												330	H	Southern Utah	57 60		
LAST 12 Division I GAMES:																	
				137	A	Portland St.	59 68	134	A	Idaho St.	59 76						
				289	A	Sacramento St.	95 90	240	H	Montana	52 69						
				161	H	North Dakota	79 59	232	H	Montana St.	56 78						
				37	H	Northern Colo.	63 85	148	A	Idaho	68 83						
				330	A	Southern Utah	72 55	144	A	Eastern Wash.	62 82						
				154	A	Weber St.	63 77	330	H	Southern Utah	57 60						

Non-Div I Games: Antelope Valley 104 49

Northern Ari z.

■ Loss, ■ Non-Conf, S Site, H Home A Away N Neutral

Average RPI Win: 174

WON-LOST

WINNING

LAST 10

STRENGTH OF

OPP. STRENGTH

TEAM

ADJ.

CONF.

ADJ CONF.

Average RPI Loss: 116

RECORD

PCT. RANK

GAMES

SCHEDULE

OF SCHEDULE

RPI

RPI

RPI

RPI

DIV. I ONLY	21- 6	40	8- 2	75	185	37	37	19	19
DIV. I NON-CONF.	8- 3	65	0- 0	20	83	21	21	14	14
TOTALS	RPI 1-25	RPI 26-50	W-L RECORDS	RPI 51-100	RPI 101-999	RPI 201+			
21- 6	2- 0	0- 1	OVERALL	1- 1	18- 4	7- 0			
10- 2	1- 0	0- 0	HOME	0- 0	9- 2	2- 0			
10- 4	1- 0	0- 1	AWAY	0- 1	9- 2	5- 0			
1- 0	0- 0	0- 0	NEUTRAL	1- 0	0- 0	0- 0			
8- 3	2- 0	0- 1	NON-CONFERENCE	1- 1	5- 1	1- 0			
4- 1	1- 0	0- 0	HOME	0- 0	3- 1	0- 0			
3- 2	1- 0	0- 1	AWAY	0- 1	2- 0	1- 0			
1- 0	0- 0	0- 0	NEUTRAL	1- 0	0- 0	0- 0			
13- 3	0- 0	0- 0	CONFERENCE	0- 0	13- 3	6- 0			
6- 1	0- 0	0- 0	HOME	0- 0	6- 1	2- 0			
7- 2	0- 0	0- 0	AWAY	0- 0	7- 2	4- 0			
0- 0	0- 0	0- 0	NEUTRAL	0- 0	0- 0	0- 0			

RPI	S	Opponent	Score	RPI	S	Opponent	Score	Team's RPI: 37	RPI	S	Opponent	Score	RPI	S	Opponent	Score
23	A	DePaul	94 88	42	A	Quinnipiac	49 60		73	A	Fordham	33 48	120	H	Colorado St.	44 55
25	H	LSU	58 50						85	N	Liberty	65 57	131	H	San Francisco	73 60
													134	A	Idaho St.	63 57
													134	H	Idaho St.	75 52
													142	H	BYU	79 74
													144	A	Eastern Wash.	70 65
													144	H	Eastern Wash.	68 62
													148	A	Idaho	78 72
													148	H	Idaho	71 79
													154	A	Weber St.	73 82
													154	H	Weber St.	71 69
													161	A	North Dakota	70 78
													161	H	North Dakota	51 45
													172	A	Denver	71 63
													192	H	Pacific	80 55
													232	A	Montana St.	78 63
													232	H	Montana St.	82 69
													240	A	Montana	64 58
													240	H	Montana	68 50
													281	A	UMKC	88 73
													302	A	Northern Ariz.	85 63
													330	A	Southern Utah	60 54
LAST 12 Division I GAMES:																
161	H	North Dakota	51 45	240	A	Montana	64 58									
330	A	Southern Utah	60 54	144	H	Eastern Wash.	68 62									
302	A	Northern Ariz.	85 63	148	H	Idaho	71 79									
154	H	Weber St.	71 69	161	A	North Dakota	70 78									
134	H	Idaho St.	75 52	134	A	Idaho St.	63 57									
232	A	Montana St.	78 63	154	A	Weber St.	73 82									

Non-Div I Games:

Northern Colo.

Loss,
Non-Conf, S Site, H Home
A Away
N Neutral

Average RPI Win:	218	WON-LOST	WINNING	LAST 10	STRENGTH OF	OPP. STRENGTH	TEAM	ADJ.	CONF.	ADJ CONF.
Average RPI Loss:	73	RECORD	PCT. RANK	GAMES	SCHEDULE	OF SCHEDULE	RPI	RPI	RPI	RPI
DIV. I ONLY	14- 13	163	4- 6	112	109	121	121	7	7	
DIV. I NON-CONF.	8- 3	65	0- 0	272	288	114	114	8	8	

TOTALS	RPI 1-25	RPI 26-50	W-L RECORDS	RPI 51-100	RPI 101-999	RPI 201+				
14- 13	1- 1	0- 4	OVERALL	1- 6	12- 2	9- 1				
6- 4	1- 0	0- 2	HOME	1- 1	4- 1	3- 1				
7- 7	0- 0	0- 0	AWAY	0- 1	7- 0	5- 0				
1- 2	0- 0	0- 0	NEUTRAL	0- 2	1- 0	1- 0				
8- 3	0- 1	0- 0	NON-CONFERENCE	1- 2	7- 0	6- 0				
3- 0	0- 0	0- 0	HOME	1- 0	2- 0	2- 0				
4- 1	0- 1	0- 0	AWAY	0- 0	4- 0	3- 0				
1- 2	0- 0	0- 0	NEUTRAL	0- 2	1- 0	1- 0				
6- 10	1- 0	0- 4	CONFERENCE	0- 4	5- 2	3- 1				
3- 4	1- 0	0- 2	HOME	0- 1	2- 1	1- 1				
3- 6	0- 0	0- 2	AWAY	0- 3	3- 1	2- 0				
0- 0	0- 0	0- 0	NEUTRAL	0- 0	0- 0	0- 0				

RPI 1-25				RPI 26-50				RPI 51-100				RPI 101+				Team's RPI: 121
RPI	S	Opponent	Score	RPI	S	Opponent	Score	RPI	S	Opponent	Score	RPI	S	Opponent	Score	
13	H	Buffalo	86 84	27	A	Central Mi ch.	77 91	63	A	Toledo	60 63	117	A	Western Mi ch.	83 88	
16	A	Iowa	80 105	27	H	Central Mi ch.	78 81	79	N	Albany (NY)	91 97	162	A	Kent St.	72 62	
				36	A	Ball St.	72 81	82	A	Ohio	75 77	162	H	Kent St.	81 79	
				36	H	Ball St.	50 72	84	A	Miami (OH)	65 67	164	A	SIUE	86 75	
								84	H	Miami (OH)	62 77	207	H	Bowling Green	73 68	
								92	N	Lamar University	80 90	211	A	Eastern Mi ch.	84 75	
								99	H	Western Ill.	96 94	211	H	Eastern Mi ch.	76 83	
												216	A	Akron	84 61	
												260	H	Bradley	76 52	
												269	A	UTSA	69 55	
												289	N	Sacramento St.	84 75	
												303	H	Loyola Chicago	80 71	
												345	A	Chicago St.	80 59	
												346	A	Eastern Ill.	93 64	

LAST 12 Division I GAMES:																
211	A	Eastern Mi ch.	84 75	84	H	Miami (OH)	62 77	36	A	Ball St.	72 81	82	A	Ohio	75 77	
27	A	Central Mi ch.	77 91	36	A	Ball St.	72 81	211	H	Eastern Mi ch.	76 83	27	H	Central Mi ch.	78 81	
36	H	Ball St.	50 72	82	A	Ohio	75 77	63	A	Toledo	60 63					
207	H	Bowling Green	73 68													
216	A	Akron	84 61													
162	A	Kent St.	72 62													

Non-Div I Games:

Northern Ill.

Average RPI Win: 201
Average RPI Loss: 152

WON-LOST
RECORD

WINNING
PCT. RANK

LAST 10
GAMES

STRENGTH OF
SCHEDULE

OPP. STRENGTH
OF SCHEDULE

TEAM
RPI

ADJ.
RPI

CONF.
RPI

ADJ CONF.
RPI

DIV. I ONLY	7- 21	296	3- 7	114	205	255	255	11	11
DIV. I NON-CONF.	1- 9	318	0- 0	144	320	295	295	13	13
TOTALS	RPI 1-25	RPI 26-50	W-L RECORDS	RPI 51-100	RPI 101-999	RPI 201+			
7- 21	1- 1	0- 0	OVERALL	0- 6	6- 14	3- 5			
4- 9	1- 0	0- 0	HOME	0- 3	3- 6	2- 1			
3- 11	0- 1	0- 0	AWAY	0- 2	3- 8	1- 4			
0- 1	0- 0	0- 0	NEUTRAL	0- 1	0- 0	0- 0			
1- 9	0- 0	0- 0	NON-CONFERENCE	0- 2	1- 7	0- 4			
0- 4	0- 0	0- 0	HOME	0- 1	0- 3	0- 1			
1- 4	0- 0	0- 0	AWAY	0- 0	1- 4	0- 3			
0- 1	0- 0	0- 0	NEUTRAL	0- 1	0- 0	0- 0			
6- 12	1- 1	0- 0	CONFERENCE	0- 4	5- 7	3- 1			
4- 5	1- 0	0- 0	HOME	0- 2	3- 3	2- 0			
2- 7	0- 1	0- 0	AWAY	0- 2	2- 4	1- 1			
0- 0	0- 0	0- 0	NEUTRAL	0- 0	0- 0	0- 0			

RPI	S	Opponent	Score
22	A	Green Bay	41 58
22	H	Green Bay	62 54

RPI	S	Opponent	Score

RPI	S	Opponent	Score
54	H	Indiana	56 67
81	A	IUPUI	54 56
81	H	IUPUI	35 71
95	A	Wright St.	60 73
95	H	Wright St.	63 68
100	N	Jacksonville	49 61

RPI	S	Opponent	Score
109	A	Cleveland St.	49 72
109	H	Cleveland St.	65 70
113	A	ETSU	57 45
119	A	Milwaukee	60 57
119	H	Milwaukee	49 52
128	H	Robert Morris	50 59
152	A	Youngstown St.	51 54
152	H	Youngstown St.	59 60
162	H	Kent St.	54 59
185	A	Stetson	56 67
190	A	Oakland	53 79
190	H	Oakland	66 59
242	H	Austin Peay	52 53
248	A	Illinois St.	37 49
250	A	North Florida	50 58
297	A	Murray St.	87 98
319	A	Detroit Mercy	78 67
319	H	Detroit Mercy	64 60
328	A	Ill.-Chicago	55 73
328	H	Ill.-Chicago	61 53

LAST 12 Division I GAMES:

81	A	IUPUI	54 56	119	A	Milwaukee	60 57
328	A	Ill.-Chicago	55 73	22	A	Green Bay	41 58
152	H	Youngstown St.	59 60	109	A	Cleveland St.	49 72
95	A	Wright St.	60 73	152	A	Youngstown St.	51 54
319	H	Detroit Mercy	64 60	328	H	Ill.-Chicago	61 53
190	H	Oakland	66 59	81	H	IUPUI	35 71

Non-Div I Games: Oakland City 103 25

Northern Ky.

Average RPI	Win:	208	WON-LOST	WINNING	LAST 10	STRENGTH OF	OPP. STRENGTH	TEAM	ADJ.	CONF.	ADJ CONF.
Average RPI	Loss:	62	RECORD	PCT. RANK	GAMES	SCHEDULE	OF SCHEDULE	RPI	RPI	RPI	RPI
DIV. I ONLY		11- 19		248	2- 8	72	63	170	170	3	3
DIV. I NON-CONF.		7- 7		170	0- 0	133	143	160	160	4	4

TOTALS	RPI 1-25		RPI 26-50		W-L RECORDS		RPI 51-100		RPI 101-999		RPI 201+
11- 19	0- 5		1- 4		OVERALL		1- 7		9- 3		5- 0
7- 8	0- 4		1- 2		HOME		0- 1		6- 1		3- 0
3- 9	0- 0		0- 0		AWAY		0- 1		3- 0		2- 0
1- 2	0- 0		0- 0		NEUTRAL		1- 1		0- 1		0- 0
7- 7	0- 2		0- 1		NON-CONFERENCE		1- 2		6- 2		3- 0
4- 3	0- 2		0- 0		HOME		0- 0		4- 1		2- 0
2- 2	0- 0		0- 1		AWAY		0- 1		2- 0		1- 0
1- 2	0- 0		0- 0		NEUTRAL		1- 1		0- 1		0- 0
4- 12	0- 3		1- 3		CONFERENCE		0- 5		3- 1		2- 0
3- 5	0- 2		1- 2		HOME		0- 1		2- 0		1- 0
1- 7	0- 1		0- 1		AWAY		0- 4		1- 1		1- 0
0- 0	0- 0		0- 0		NEUTRAL		0- 0		0- 0		0- 0

RPI 1-25				RPI 26-50				RPI 51-100				RPI 101+ Team's RPI: 170			
RPI	S	Opponent	Score	RPI	S	Opponent	Score	RPI	S	Opponent	Score	RPI	S	Opponent	Score
6	A	Ohio St.	54 88	29	A	Syracuse	74 81	54	A	Indiana	73 78	111	N	Georgetown	54 55
16	H	Iowa	61 70	38	A	Michigan	63 84	56	A	Purdue	60 63	119	H	Milwaukee	57 66
21	H	Maryland	65 68	38	H	Michigan	59 80	61	A	Michigan St.	51 81	177	A	UT Martin	71 63
22	H	Green Bay	57 63	43	H	Rutgers	63 50	64	H	Nebraska	59 69	180	H	Stony Brook	68 36
23	H	DePaul	63 92	46	H	Minnesota	63 90	87	A	Penn St.	59 67	190	H	Oakland	88 70
								90	A	Missouri St.	59 90	191	A	Wisconsin	46 58
								97	N	Auburn	49 48	191	H	Wisconsin	69 60
								98	N	Chattanooga	44 61	220	A	Illinois	74 59
												220	H	Illinois	68 61
												280	H	Santa Clara	57 47
												345	A	Chicago St.	63 36
												346	H	Eastern Ill.	74 40

LAST 12 Division I GAMES:															
43	H	Rutgers	63 50	54	A	Indiana	73 78								
6	A	Ohio St.	54 88	38	H	Michigan	59 80								
220	H	Illinois	68 61	21	H	Maryland	65 68								
87	A	Penn St.	59 67	191	A	Wisconsin	46 58								
16	H	Iowa	61 70	56	A	Purdue	60 63								
38	A	Michigan	63 84	191	H	Wisconsin	69 60								

Non-Div I Games:

Northwestern

Average RPI Win:	303	WON-LOST	WINNING	LAST 10	STRENGTH OF	OPP. STRENGTH	TEAM	ADJ.	CONF.	ADJ CONF.
Average RPI Loss:	195	RECORD	PCT. RANK	GAMES	SCHEDULE	OF SCHEDULE	RPI	RPI	RPI	RPI
DIV. I ONLY	3- 20	329	1- 9	272	277	335	335	27	27	
DIV. I NON-CONF.	1- 6	306	0- 0	154	92	260	260	26	26	

TOTALS	RPI 1-25	RPI 26-50	W-L RECORDS	RPI 51-100	RPI 101-999	RPI 201+				
3- 20	0- 1	0- 1	OVERALL	0- 2	3- 16	3- 12				
2- 8	0- 0	0- 0	HOME	0- 0	2- 8	2- 6				
1- 11	0- 0	0- 0	AWAY	0- 0	1- 1	1- 0				
0- 1	0- 0	0- 0	NEUTRAL	0- 0	0- 1	0- 1				
1- 6	0- 1	0- 1	NON-CONFERENCE	0- 1	1- 3	1- 2				
0- 1	0- 0	0- 0	HOME	0- 0	0- 1	0- 1				
1- 4	0- 1	0- 1	AWAY	0- 1	1- 1	1- 0				
0- 1	0- 0	0- 0	NEUTRAL	0- 0	0- 1	0- 1				
2- 14	0- 0	0- 0	CONFERENCE	0- 1	2- 13	2- 10				
2- 7	0- 0	0- 0	HOME	0- 0	2- 7	2- 5				
0- 7	0- 0	0- 0	AWAY	0- 1	0- 6	0- 5				
0- 0	0- 0	0- 0	NEUTRAL	0- 0	0- 0	0- 0				

RPI 1-25				RPI 26-50				RPI 51-100				RPI 101+ Team's RPI: 335			
RPI	S	Opponent	Score	RPI	S	Opponent	Score	RPI	S	Opponent	Score	RPI	S	Opponent	Score
11	A	Texas	44 68	48	A	Oklahoma St.	44 78	78	A	TCU	51 89	115	H	Central Ark.	53 61
								92	A	Lamar University	44 71	123	A	SFA	48 83
												123	H	SFA	62 70
												165	A	Ole Miss	44 75
												206	H	Southern Miss.	59 71
												224	H	A&M-Corpus Christi	56 62
												231	H	Nicholls St.	63 79
												234	N	Texas Southern	43 56
												236	A	Abilene Christian	41 80
												237	A	New Orleans	63 81
												237	H	New Orleans	52 47
												287	A	Southeastern La.	65 71
												287	H	Southeastern La.	54 64
												288	A	McNeese	67 72
												288	H	McNeese	44 60
												305	H	Incarnate Word	53 57
												314	A	Houston Baptist	51 57
												336	H	Sam Houston St.	63 60
												337	A	La.-Monroe	70 48
LAST 12 Division I GAMES:															
287	H	Southeastern La.	54 64	237	H	New Orleans	52 47	115	H	Central Ark.	53 61				
305	H	Incarnate Word	53 57	237	A	New Orleans	63 81	287	A	Southeastern La.	65 71				
314	A	Houston Baptist	51 57	336	H	Sam Houston St.	63 60	236	A	Abilene Christian	41 80				
123	A	SFA	48 83												
92	A	Lamar University	44 71												
288	H	McNeese	44 60												

Non-Div I Games: LeTourneau 82 39 LSU-Shreveport 62 42 LSU-Alexandria 85 55 Central Baptist 87 22 Northwestern St.

Average RPI	Win:	75	WON-LOST	WINNING	LAST 10	STRENGTH OF	OPP. STRENGTH	TEAM	ADJ.	CONF.	ADJ CONF.
Average RPI	Loss:	4	RECORD	PCT. RANK	GAMES	SCHEDULE	OF SCHEDULE	RPI	RPI	RPI	RPI
DIV. I ONLY		27- 2	5	10- 0	1	2	1	1	1	1	1
DIV. I NON-CONF.		12- 1	6	1- 0	2	5	2	2	1	1	1

TOTALS	RPI 1-25		RPI 26-50		W-L RECORDS	RPI 51-100		RPI 101-999		RPI 201+	
27- 2	8- 2		5- 0		OVERALL	6- 0		8- 0		1- 0	
13- 0	4- 0		1- 0		HOME	4- 0		4- 0		1- 0	
11- 2	2- 2		4- 0		AWAY	2- 0		3- 0		0- 0	
3- 0	2- 0		0- 0		NEUTRAL	0- 0		1- 0		0- 0	
12- 1	5- 1		3- 0		NON-CONFERENCE	2- 0		2- 0		1- 0	
5- 0	3- 0		0- 0		HOME	1- 0		1- 0		1- 0	
4- 1	0- 1		3- 0		AWAY	1- 0		0- 0		0- 0	
3- 0	2- 0		0- 0		NEUTRAL	0- 0		1- 0		0- 0	
15- 1	3- 1		2- 0		CONFERENCE	4- 0		6- 0		0- 0	
8- 0	1- 0		1- 0		HOME	3- 0		3- 0		0- 0	
7- 1	2- 1		1- 0		AWAY	1- 0		3- 0		0- 0	
0- 0	0- 0		0- 0		NEUTRAL	0- 0		0- 0		0- 0	

RPI	S	Opponent	Score	RPI	S	Opponent	Score	RPI	S	Opponent	Score	RPI	S	Opponent	Score
2	A	UConn	71 80	29	H	Syracuse	87 72	52	H	Miami (FL)	83 76	108	A	Wake Forest	96 73
5	A	Louisville	67 100	33	A	Oregon St.	72 67	61	H	Michigan St.	90 59	110	H	North Carolina	94 62
7	A	Florida St.	100 69	34	A	Virginia	83 69	65	A	Georgia Tech	77 54	113	N	ETSU	77 46
9	H	Tennessee	84 70	38	A	Michigan	83 63	65	H	Georgia Tech	85 69	155	H	Clemson	90 37
12	A	Duke	72 54	41	A	Western Ky.	78 65	69	A	Penn	66 54	166	A	Pittsburgh	87 53
14	N	South Fla.	76 66					75	H	Virginia Tech	89 59	196	A	Boston College	89 55
17	N	South Carolina	92 85									196	H	Boston College	89 60
20	H	NC State	86 67									290	H	Mt. St. Mary's	121 65
23	H	DePaul	91 82												
24	H	Marquette	91 85												

LAST 12 Division I GAMES:															
20	H	NC State	86 67	110	H	North Carolina	94 62	7	A	Florida St.	100 69	166	A	Pittsburgh	87 53
75	H	Virginia Tech	89 59									155	H	Clemson	90 37
196	A	Boston College	89 55									9	H	Tennessee	84 70
34	A	Virginia	83 69									196	H	Boston College	89 60
65	H	Georgia Tech	85 69												
12	A	Duke	72 54												

Non-Div I Games:

Notre Dame

Average RPI Win:	266	WON-LOST	WINNING	LAST 10	STRENGTH OF	OPP. STRENGTH	TEAM	ADJ.	CONF.	ADJ CONF.
Average RPI Loss:	96	RECORD	PCT. RANK	GAMES	SCHEDULE	OF SCHEDULE	RPI	RPI	RPI	RPI
DIV. I ONLY	13- 15	199	4- 6	188	141	190	190	11	11	
DIV. I NON-CONF.	6- 4	122	0- 0	268	145	143	143	13	13	

TOTALS	RPI 1-25	RPI 26-50	W-L RECORDS	RPI 51-100	RPI 101-999	RPI 201+				
13- 15	0- 2	0- 2	OVERALL	0- 5	13- 6	11- 1				
5- 7	0- 1	0- 1	HOME	0- 2	5- 3	5- 0				
6- 8	0- 1	0- 1	AWAY	0- 3	6- 3	4- 1				
2- 0	0- 0	0- 0	NEUTRAL	0- 0	2- 0	2- 0				
6- 4	0- 0	0- 2	NON-CONFERENCE	0- 1	6- 1	6- 0				
2- 1	0- 0	0- 1	HOME	0- 0	2- 0	2- 0				
2- 3	0- 0	0- 1	AWAY	0- 1	2- 1	2- 0				
2- 0	0- 0	0- 0	NEUTRAL	0- 0	2- 0	2- 0				
7- 11	0- 2	0- 0	CONFERENCE	0- 4	7- 5	5- 1				
3- 6	0- 1	0- 0	HOME	0- 2	3- 3	3- 0				
4- 5	0- 1	0- 0	AWAY	0- 2	4- 2	2- 1				
0- 0	0- 0	0- 0	NEUTRAL	0- 0	0- 0	0- 0				

RPI 1-25				RPI 26-50				RPI 51-100				RPI 101+				Team's RPI: 190
RPI	S	Opponent	Score	RPI	S	Opponent	Score	RPI	S	Opponent	Score	RPI	S	Opponent	Score	
22	A	Green Bay	48 78	27	H	Central Mich.	85 103	61	A	Michigan St.	63 95	109	A	Cleveland St.	62 70	
22	H	Green Bay	48 81	38	A	Michigan	69 78	81	A	IUPUI	64 80	109	H	Cleveland St.	66 86	
								81	H	IUPUI	55 73	119	A	Milwaukee	80 75	
								95	A	Wright St.	75 80	119	H	Milwaukee	62 74	
								95	H	Wright St.	57 77	152	A	Youngstown St.	58 48	
												152	H	Youngstown St.	76 86	
												170	A	Northwestern	70 88	
												229	H	Niagara	67 59	
												248	H	Illinois St.	64 43	
												255	A	Northern Ky.	59 66	
												255	H	Northern Ky.	79 53	
												272	A	Cornell	79 77	
												278	N	Old Dominion	80 59	
												279	A	Canisius	83 48	
												319	A	Detroit Mercy	85 74	
												319	H	Detroit Mercy	83 50	
												328	A	Ill.-Chicago	67 63	
												328	H	Ill.-Chicago	95 78	
												331	N	Ark.-Pine Bluff	69 37	

LAST 12 Division I GAMES:																
119	A	Milwaukee	80 75	255	A	Northern Ky.	59 66									
22	A	Green Bay	48 78	109	H	Cleveland St.	66 86									
319	A	Detroit Mercy	85 74	152	H	Youngstown St.	76 86									
328	H	Ill.-Chicago	95 78	319	H	Detroit Mercy	83 50									
81	H	IUPUI	55 73	22	H	Green Bay	48 81									
95	A	Wright St.	75 80	119	H	Milwaukee	62 74									

Non-Div I Games: Mich.-Dearborn 104 44

Oakland

Average RPI Win:	166	WON-LOST	WINNING	LAST 10	STRENGTH OF	OPP. STRENGTH	TEAM	ADJ.	CONF.	ADJ CONF.
Average RPI Loss:	73	RECORD	PCT. RANK	GAMES	SCHEDULE	OF SCHEDULE	RPI	RPI	RPI	RPI
DIV. I ONLY	14- 12	150	6- 4	42	92	82	82	7	7	
DIV. I NON-CONF.	5- 5	170	0- 0	75	159	117	117	8	8	

TOTALS	RPI 1-25	RPI 26-50	W-L RECORDS	RPI 51-100	RPI 101-999	RPI 201+				
14- 12	0- 2	1- 4	OVERALL	2- 3	11- 3	5- 1				
8- 4	0- 1	1- 2	HOME	1- 1	6- 0	2- 0				
6- 6	0- 0	0- 0	AWAY	1- 1	5- 0	3- 0				
0- 2	0- 0	0- 1	NEUTRAL	0- 0	0- 1	0- 0				
5- 5	0- 0	0- 2	NON-CONFERENCE	1- 1	4- 2	2- 0				
2- 2	0- 0	0- 1	HOME	0- 1	2- 0	0- 0				
3- 1	0- 0	0- 0	AWAY	1- 0	2- 1	2- 0				
0- 2	0- 0	0- 1	NEUTRAL	0- 0	0- 1	0- 0				
9- 7	0- 2	1- 2	CONFERENCE	1- 2	7- 1	3- 1				
6- 2	0- 1	1- 1	HOME	1- 0	4- 0	2- 0				
3- 5	0- 1	0- 1	AWAY	0- 2	3- 1	1- 1				
0- 0	0- 0	0- 0	NEUTRAL	0- 0	0- 0	0- 0				

RPI 1-25				RPI 26-50				RPI 51-100				Team's RPI : 82				RPI 101+			
RPI	S	Opponent	Score	RPI	S	Opponent	Score	RPI	S	Opponent	Score	RPI	S	Opponent	Score	RPI	S	Opponent	Score
13	A	Buffal o	53 70	27	A	Central Mi ch.	58 82	56	A	Purdue	77 71	109	A	Cleveland St.	64 71				
13	H	Buffal o	63 67	27	H	Central Mi ch.	72 74	63	A	Tol edo	57 75	117	A	Western Mi ch.	69 54				
				34	N	Vir gi ni a	59 77	63	H	Tol edo	78 61	121	H	Northern Ill.	77 75				
				36	H	Bal l St.	80 76	81	H	IUPUI	52 76	162	A	Kent St.	78 65				
				38	H	Mi chi gan	61 74	84	A	Mi ami (OH)	55 64	162	H	Kent St.	79 78				
												173	H	N. C. A&T	72 65				
												175	N	Furman	68 70				
												194	H	High Point	64 61				
												207	A	Bowl ing Green	70 63				
												207	H	Bowl ing Green	69 58				
												211	A	Eastern Mi ch.	58 73				
												216	H	Akron	70 67				
												301	A	Marshall	54 52				
												312	A	Eastern Ky.	69 57				
LAST 12 Division I GAMES:																			
13	A	Buffal o	53 70	36	H	Bal l St.	80 76	109	A	Cleveland St.	64 71	117	A	Western Mi ch.	69 54				
162	H	Kent St.	79 78	84	A	Mi ami (OH)	55 64	121	H	Northern Ill.	77 75	162	A	Kent St.	78 65				
207	H	Bowl ing Green	69 58	207	A	Bowl ing Green	70 63	13	H	Buffal o	63 67	173	H	N. C. A&T	72 65				
211	A	Eastern Mi ch.	58 73	117	A	Western Mi ch.	69 54					175	N	Furman	68 70				
162	A	Kent St.	78 65									194	H	High Point	64 61				
27	H	Central Mi ch.	72 74									207	A	Bowl ing Green	70 63				

Non-Div I Games: Notre Dame (OH) 93 37

Ohio

Average RPI	Win:	95	WON-LOST	WINNING	LAST 10	STRENGTH OF	OPP. STRENGTH	TEAM	ADJ.	CONF.	ADJ CONF.
Average RPI	Loss:	18	RECORD	PCT. RANK	GAMES	SCHEDULE	OF SCHEDULE	RPI	RPI	RPI	RPI
DIV. I ONLY		24- 6	23	8- 2	7	4	6	6	3	3	
DIV. I NON-CONF.		11- 3	45	0- 1	9	2	6	6	4	4	

TOTALS	RPI 1-25		RPI 26-50		W-L RECORDS		RPI 51-100		RPI 101-999		RPI 201+
24- 6	2- 5		4- 1		OVERALL		9- 0		9- 0		1- 0
13- 2	1- 1		3- 1		HOME		5- 0		4- 0		0- 0
8- 4	0- 4		1- 0		AWAY		3- 0		4- 0		1- 0
3- 0	1- 0		0- 0		NEUTRAL		1- 0		1- 0		0- 0
11- 3	2- 3		1- 0		NON-CONFERENCE		2- 0		6- 0		0- 0
6- 1	1- 1		1- 0		HOME		1- 0		3- 0		0- 0
2- 2	0- 2		0- 0		AWAY		0- 0		2- 0		0- 0
3- 0	1- 0		0- 0		NEUTRAL		1- 0		1- 0		0- 0
13- 3	0- 2		3- 1		CONFERENCE		7- 0		3- 0		1- 0
7- 1	0- 0		2- 1		HOME		4- 0		1- 0		0- 0
6- 2	0- 2		1- 0		AWAY		3- 0		2- 0		1- 0
0- 0	0- 0		0- 0		NEUTRAL		0- 0		0- 0		0- 0

RPI	S	Opponent	Score	RPI	S	Opponent	Score	RPI	S	Opponent	Score	RPI	S	Opponent	Score
5	H	Louisville	90 95	38	A	Michigan	78 71	51	N	FGCU	104 62	106	H	Dartmouth	103 70
12	A	Duke	60 69	38	H	Michigan	75 84	54	A	Indiana	77 62	118	A	Cincinnati	87 76
14	A	South Fla.	65 84	42	H	Quinnipiac	95 63	54	H	Indiana	85 70	148	H	Idaho	99 56
15	H	Stanford	85 64	43	H	Rutgers	90 68	56	H	Purdue	73 60	157	A	Florida	103 77
15	N	Stanford	94 82	46	H	Minnesota	91 75	61	H	Michigan St.	78 62	170	H	Northwestern	88 54
16	A	Iowa	89 103					64	A	Nebraska	73 61	189	N	Memphis	100 69
21	A	Maryland	69 99					77	H	Maine	83 70	191	A	Wisconsin	68 55
								87	A	Penn St.	89 64	200	H	Washington	85 76
								87	H	Penn St.	94 64	220	A	Illinois	88 69

LAST 12 Division I GAMES:															
87	A	Penn St.	89 64	191	A	Wisconsin	68 55								
170	H	Northwestern	88 54	87	H	Penn St.	94 64								
56	H	Purdue	73 60	61	H	Michigan St.	78 62								
220	A	Illinois	88 69	16	A	Iowa	89 103								
14	A	South Fla.	65 84	21	A	Maryland	69 99								
43	H	Rutgers	90 68	38	H	Michigan	75 84								

Non-Div I Games:

Ohio St.

Oklahoma				Through Games Of Feb. 26, 2018						
Average RPI Win: 120		WON-LOST RECORD	WINNING PCT. RANK	LAST 10 GAMES	STRENGTH OF SCHEDULE	OPP. STRENGTH OF SCHEDULE	TEAM RPI	ADJ. RPI	CONF. RPI	ADJ CONF. RPI
Average RPI Loss: 43										
DIV. I ONLY		16- 12	133	7- 3	2	16	30	30	4	4
DIV. I NON-CONF.		5- 6	187	0- 0	3	16	35	35	5	5

TOTALS		RPI 1-25	RPI 26-50	W-L RECORDS	RPI 51-100	RPI 101-999	RPI 201+			
16- 12		1- 6	0- 3	OVERALL	7- 1	8- 2	3- 0			
10- 4		1- 2	0- 1	HOME	5- 0	4- 1	2- 0			
6- 7		0- 3	0- 2	AWAY	2- 1	4- 1	1- 0			
0- 1		0- 1	0- 0	NEUTRAL	0- 0	0- 0	0- 0			
5- 6		1- 3	0- 1	NON-CONFERENCE	2- 0	2- 2	1- 0			
4- 1		1- 0	0- 0	HOME	2- 0	1- 1	1- 0			
1- 4		0- 2	0- 1	AWAY	0- 0	1- 1	0- 0			
0- 1		0- 1	0- 0	NEUTRAL	0- 0	0- 0	0- 0			
11- 6		0- 3	0- 2	CONFERENCE	5- 1	6- 0	2- 0			
6- 3		0- 2	0- 1	HOME	3- 0	3- 0	1- 0			
5- 3		0- 1	0- 1	AWAY	2- 1	3- 0	1- 0			
0- 0		0- 0	0- 0	NEUTRAL	0- 0	0- 0	0- 0			

RPI 1-25				RPI 26-50				Team's RPI: 30				RPI 51-100				RPI 101+			
RPI	S	Opponent	Score	RPI	S	Opponent	Score	RPI	S	Opponent	Score	RPI	S	Opponent	Score	RPI	S	Opponent	Score
2	N	UConn	64 88	32	A	South Dakota St.	61 67	67	H	Belmont	96 73	103	A	Little Rock	56 68				
4	A	Bayl or	65 74	48	A	Okl ahoma St.	82 96	68	A	West Virgini a	79 77	116	A	Iowa St.	74 69				
4	H	Bayl or	52 74	48	H	Okl ahoma St.	67 70	68	H	West Virgini a	76 57	116	H	Iowa St.	80 71				
8	A	Oregon	74 92					78	A	TCU	58 62	120	A	Col orado St.	78 46				
11	H	Texas	78 88					78	H	TCU	84 71	156	A	Kansas	72 52				
14	H	South Fl a.	79 74					91	A	Kansas St.	76 71	156	H	Kansas	97 64				
23	A	DePaul	108 111					91	H	Kansas St.	68 49	157	H	Fl ori da	61 80				
								94	H	New Mexi co	105 63	208	H	SMU	87 75				
												241	A	Texas Tech	73 52				
												241	H	Texas Tech	79 61				
LAST 12 Division I GAMES:																			
241	H	Texas Tech	79 61	91	H	Kansas St.	68 49												
116	H	Iowa St.	80 71	78	A	TCU	58 62												
68	A	West Vi rgi ni a	79 77	156	H	Kansas	97 64												
156	A	Kansas	72 52	48	H	Okl ahoma St.	67 70												
4	A	Bayl or	65 74	91	A	Kansas St.	76 71												
68	H	West Vi rgi ni a	76 57	4	H	Bayl or	52 74												

Non-Div I Games:

Oklahoma

Average RPI	Win:	157	WON-LOST	WINNING	LAST 10	STRENGTH OF	OPP. STRENGTH	TEAM	ADJ.	CONF.	ADJ CONF.
Average RPI	Loss:	45	RECORD	PCT. RANK	GAMES	SCHEDULE	OF SCHEDULE	RPI	RPI	RPI	RPI
DIV. I ONLY	20- 9	68	6- 4	60	41	48	48	4	4		
DIV. I NON-CONF.	9- 2	33	0- 0	158	119	62	62	5	5		

TOTALS	RPI 1-25		RPI 26-50		W-L RECORDS		RPI 51-100		RPI 101-999		RPI 201+
20- 9	1- 6		2- 0		OVERALL		6- 1		11- 2		7- 0
14- 3	1- 2		1- 0		HOME		3- 0		9- 1		6- 0
5- 5	0- 3		1- 0		AWAY		2- 1		2- 1		1- 0
1- 1	0- 1		0- 0		NEUTRAL		1- 0		0- 0		0- 0
9- 2	1- 2		0- 0		NON-CONFERENCE		1- 0		7- 0		5- 0
8- 0	1- 0		0- 0		HOME		0- 0		7- 0		5- 0
0- 1	0- 1		0- 0		AWAY		0- 0		0- 0		0- 0
1- 1	0- 1		0- 0		NEUTRAL		1- 0		0- 0		0- 0
11- 7	0- 4		2- 0		CONFERENCE		5- 1		4- 2		2- 0
6- 3	0- 2		1- 0		HOME		3- 0		2- 1		1- 0
5- 4	0- 2		1- 0		AWAY		2- 1		2- 1		1- 0
0- 0	0- 0		0- 0		NEUTRAL		0- 0		0- 0		0- 0

RPI 1-25				RPI 26-50				Team's RPI: 48				RPI 51-100				RPI 101+			
RPI	S	Opponent	Score	RPI	S	Opponent	Score	RPI	S	Opponent	Score	RPI	S	Opponent	Score	RPI	S	Opponent	Score
3	A	Mississippi St.	76 79	30	A	Oklahoma	70 67	59	N	South Dakota	76 68	116	A	Iowa St.	81 73				
4	A	Baylor	64 77	30	H	Oklahoma	96 82	68	A	West Virginia	79 69	116	H	Iowa St.	69 78				
4	H	Baylor	45 87					68	H	West Virginia	79 73	132	H	Wichita St.	91 67				
9	N	Tennessee	69 79					78	A	TCU	71 54	156	A	Kansas	59 66				
10	H	UCLA	87 72					78	H	TCU	85 72	156	H	Kansas	92 63				
11	A	Texas	79 84					91	A	Kansas St.	64 80	174	H	Southern U.	94 66				
11	H	Texas	62 77					91	H	Kansas St.	76 68	241	A	Texas Tech	98 57				
												241	H	Texas Tech	80 62				
												293	H	USC Upstate	108 71				
												305	H	Incarnate Word	86 35				
												306	H	UTRGV	80 38				
												335	H	Northwestern St.	78 44				
												337	H	La.-Monroe	112 58				
LAST 12 Division I GAMES:																			
78	H	TCU	85 72	78	A	TCU	71 54	156	H	Kansas	92 63								
68	A	West Virginia	79 69	4	A	Baylor	64 77	241	H	Texas Tech	80 62								
156	A	Kansas	59 66	116	H	Iowa St.	69 78	30	A	Oklahoma	70 67								
11	H	Texas	62 77																
4	H	Baylor	45 87																
116	A	Iowa St.	81 73																

Non-Div I Games:

Oklahoma St.

Average RPI Win:	269	WON-LOST	WINNING	LAST 10	STRENGTH OF	OPP. STRENGTH	TEAM	ADJ.	CONF.	ADJ CONF.
Average RPI Loss:	148	RECORD	PCT. RANK	GAMES	SCHEDULE	OF SCHEDULE	RPI	RPI	RPI	RPI
DIV. I ONLY	8- 20	280	6- 4	145	235	278	278	18	18	
DIV. I NON-CONF.	2- 12	306	0- 1	131	260	300	300	20	20	

TOTALS	RPI 1-25	RPI 26-50	W-L RECORDS	RPI 51-100	RPI 101-999	RPI 201+				
8- 20	0- 2	0- 1	OVERALL	0- 2	8- 15	7- 6				
7- 8	0- 2	0- 0	HOME	0- 2	7- 4	6- 2				
1- 9	0- 0	0- 1	AWAY	0- 0	1- 8	1- 3				
0- 3	0- 0	0- 0	NEUTRAL	0- 0	0- 3	0- 1				
2- 12	0- 2	0- 0	NON-CONFERENCE	0- 1	2- 9	2- 3				
2- 5	0- 2	0- 0	HOME	0- 1	2- 2	2- 1				
0- 4	0- 0	0- 0	AWAY	0- 0	0- 4	0- 1				
0- 3	0- 0	0- 0	NEUTRAL	0- 0	0- 3	0- 1				
6- 8	0- 0	0- 1	CONFERENCE	0- 1	6- 6	5- 3				
5- 3	0- 0	0- 0	HOME	0- 1	5- 2	4- 1				
1- 5	0- 0	0- 1	AWAY	0- 0	1- 4	1- 2				
0- 0	0- 0	0- 0	NEUTRAL	0- 0	0- 0	0- 0				

RPI 1-25				RPI 26-50				RPI 51-100				RPI 101+ Team's RPI: 278			
RPI	S	Opponent	Score	RPI	S	Opponent	Score	RPI	S	Opponent	Score	RPI	S	Opponent	Score
12	H	Duke	51 84	41	A	Western Ky.	48 62	83	H	UAB	61 74	102	A	Rice	45 53
20	H	NC State	56 73					85	H	Liberty	55 63	104	A	George Mason	53 66
												112	N	Saint Francis (PA)	68 79
												118	H	Cincinnati	33 54
												140	A	Louisiana Tech	45 59
												153	H	Charlotte	60 63
												159	A	William & Mary	58 75
												190	N	Oakland	59 80
												198	H	UTEP	56 52
												201	A	Hampton	42 50
												202	H	Richmond	45 54
												206	A	Southern Miss.	74 55
												223	A	North Texas	46 63
												223	H	North Texas	52 55
												228	H	Fla. Atlantic	59 54
												236	N	Abilene Christian	60 74
												269	A	UTSA	56 64
												269	H	UTSA	69 63
												283	A	VCU	39 68
												301	H	Marshall	69 53
												310	H	FIU	68 60
												315	H	Coppin St.	75 67
												322	H	South Carolina St.	52 35

LAST 12 Division I GAMES:															
223	H	North Texas	52 55	102	A	Rice	45 53								
198	H	UTEP	56 52	140	A	Louisiana Tech	45 59								
228	H	Fla. Atlantic	59 54	269	H	UTSA	69 63								
206	A	Southern Miss.	74 55	301	H	Marshall	69 53								
41	A	Western Ky.	48 62	201	A	Hampton	42 50								
310	H	FIU	68 60	269	A	UTSA	56 64								

Non-Div I Games:

Old Domini on

Loss,
Non-Conf, S Site,
H Home
A Away
N Neutral

O
l
e
M
i
s
s

Ole Miss Through Games Of Feb. 26, 2018										
Average RPI Win:	219	WON-LOST	WINNING	LAST 10	STRENGTH OF	OPP. STRENGTH	TEAM	ADJ.	CONF.	ADJ CONF.
Average RPI Loss:	62	RECORD	PCT. RANK	GAMES	SCHEDULE	OF SCHEDULE	RPI	RPI	RPI	RPI
DIV. I ONLY	11- 18	237	0- 10	50	76	165	165	2	2	
DIV. I NON-CONF.	10- 3	52	0- 0	194	292	83	83	2	2	

TOTALS	RPI 1-25	RPI 26-50	W-L RECORDS	RPI 51-100	RPI 101-999	RPI 201+				
11- 18	0- 8	0- 2	OVERALL	0- 3	11- 5	6- 0				
9- 7	0- 3	0- 1	HOME	0- 2	9- 1	5- 0				
1- 10	0- 0	0- 0	AWAY	0- 0	1- 0	0- 0				
1- 1	0- 0	0- 0	NEUTRAL	0- 0	1- 1	1- 0				
10- 3	0- 1	0- 0	NON-CONFERENCE	0- 0	10- 2	6- 0				
8- 0	0- 0	0- 0	HOME	0- 0	8- 0	5- 0				
1- 2	0- 1	0- 0	AWAY	0- 0	1- 1	0- 0				
1- 1	0- 0	0- 0	NEUTRAL	0- 0	1- 1	1- 0				
1- 15	0- 7	0- 2	CONFERENCE	0- 3	1- 3	0- 0				
1- 7	0- 3	0- 1	HOME	0- 2	1- 1	0- 0				
0- 8	0- 4	0- 1	AWAY	0- 1	0- 2	0- 0				
0- 0	0- 0	0- 0	NEUTRAL	0- 0	0- 0	0- 0				

RPI 1-25				RPI 26-50				RPI 51-100				RPI 101+ Team's RPI: 165			
RPI	S	Opponent	Score	RPI	S	Opponent	Score	RPI	S	Opponent	Score	RPI	S	Opponent	Score
3	A	Mississippi St.	45 76	28	A	Georgia	45 69	86	H	Alabama	79 82	105	H	Middle Tenn.	65 56
3	H	Mississippi St.	49 69	28	H	Georgia	52 66	89	H	Kentucky	71 79	125	N	Saint Louis	64 79
8	A	Oregon	46 90					97	A	Auburn	55 60	136	H	Vanderbilt	72 75
9	A	Tennessee	66 75									137	A	Portland St.	79 94
17	H	South Carolina	62 88									139	A	Arkansas	72 73
18	A	Texas A&M	54 83									157	A	Florida	60 61
19	H	Missouri	48 67									157	H	Florida	78 75
25	A	LSU	55 84									167	H	South Ala.	66 59
LAST 12 Division I GAMES:															
97	A	Auburn	55 60	28	A	Georgia	45 69	136	H	Vanderbilt	72 75	300	H	Kennesaw St.	92 63
89	H	Kentucky	71 79	3	H	Mississippi St.	49 69	9	A	Tennessee	66 75	334	N	Delaware St.	110 58
28	H	Georgia	52 66	157	A	Florida	60 61	19	H	Missouri	48 67	335	H	Northwestern St.	75 44
25	A	LSU	55 84												
86	H	Alabama	79 82												
18	A	Texas A&M	54 83												

Non-Div I Games:

Ole Miss

Average RPI	Win:	269	WON-LOST	WINNING	LAST 10	STRENGTH OF	OPP. STRENGTH	TEAM	ADJ.	CONF.	ADJ CONF.
Average RPI	Loss:	135	RECORD	PCT. RANK	GAMES	SCHEDULE	OF SCHEDULE	RPI	RPI	RPI	RPI
DIV. I ONLY		9- 15		242	3- 6	200	214	239	239	13	13
DIV. I NON-CONF.		6- 4		122	0- 0	283	310	166	166	16	16

TOTALS	RPI 1-25		RPI 26-50		W-L RECORDS	RPI 51-100		RPI 101-999		RPI 201+	
9- 15	0- 0		0- 3		OVERALL	0- 5		9- 7		8- 3	
5- 6	0- 0		0- 2		HOME	0- 2		5- 2		4- 0	
4- 9	0- 0		0- 1		AWAY	0- 3		4- 5		4- 3	
0- 0	0- 0		0- 0		NEUTRAL	0- 0		0- 0		0- 0	
6- 4	0- 0		0- 1		NON-CONFERENCE	0- 1		6- 2		5- 2	
3- 1	0- 0		0- 1		HOME	0- 0		3- 0		2- 0	
3- 3	0- 0		0- 0		AWAY	0- 1		3- 2		3- 2	
0- 0	0- 0		0- 0		NEUTRAL	0- 0		0- 0		0- 0	
3- 11	0- 0		0- 2		CONFERENCE	0- 4		3- 5		3- 1	
2- 5	0- 0		0- 1		HOME	0- 2		2- 2		2- 0	
1- 6	0- 0		0- 1		AWAY	0- 2		1- 3		1- 1	
0- 0	0- 0		0- 0		NEUTRAL	0- 0		0- 0		0- 0	

RPI 1-25				RPI 26-50				RPI 51-100				RPI 101+ Team's RPI: 239			
RPI	S	Opponent	Score	RPI	S	Opponent	Score	RPI	S	Opponent	Score	RPI	S	Opponent	Score
				32	A	South Dakota St.	64 89	59	A	South Dakota	46 70	138	H	UNI	78 74
				32	H	South Dakota St.	54 103	59	H	South Dakota	50 72	172	A	Denver	60 81
				50	H	Creighton	51 72	91	A	Kansas St.	60 81	172	H	Denver	74 85
								99	A	Western Ill.	68 103	182	A	Oral Roberts	56 72
								99	H	Western Ill.	51 90	182	H	Oral Roberts	53 82
												205	A	CSU Bakersfield	43 52
												214	A	CSUN	68 60
												232	H	Montana St.	64 53
												260	A	Bradley	56 69
												286	A	North Dakota St.	59 57
												286	H	North Dakota St.	80 67
												293	A	USC Upstate	69 66
												298	A	Wofford	64 60
												327	A	Fort Wayne	65 76
												327	H	Fort Wayne	77 61
												344	H	Florida A&M	78 73

LAST 12 Division I GAMES:															
				286	A	North Dakota St.	59 57	32	H	South Dakota St.	54 103				
				182	A	Oral Roberts	56 72	286	H	North Dakota St.	80 67				
				172	A	Denver	60 81	59	A	South Dakota	46 70				
				59	H	South Dakota	50 72	172	H	Denver	74 85				
				327	H	Fort Wayne	77 61	99	H	Western Ill.	51 90				
				99	A	Western Ill.	68 103	327	A	Fort Wayne	65 76				

Non-Div I Games: Graceland (IA) 96 69 Peru St. 63 47 St. Mary (NE) 81 58

Omaha

Average RPI Win:	282	WON-LOST	WINNING	LAST 10	STRENGTH OF	OPP. STRENGTH	TEAM	ADJ.	CONF.	ADJ CONF.
Average RPI Loss:	94	RECORD	PCT. RANK	GAMES	SCHEDULE	OF SCHEDULE	RPI	RPI	RPI	RPI
DIV. I ONLY	14- 12	150	4- 5	265	190	182	182	13	13	
DIV. I NON-CONF.	7- 5	132	0- 0	331	266	208	208	16	16	
TOTALS	RPI 1-25	RPI 26-50	W-L RECORDS	RPI 51-100	RPI 101-999	RPI 201+				
14- 12	0- 0	0- 2	OVERALL	0- 6	14- 4	13- 0				
5- 4	0- 0	0- 1	HOME	0- 2	5- 1	4- 0				
5- 8	0- 0	0- 1	AWAY	0- 4	5- 3	5- 0				
4- 0	0- 0	0- 0	NEUTRAL	0- 0	4- 0	4- 0				
7- 5	0- 0	0- 0	NON-CONFERENCE	0- 2	7- 3	7- 0				
1- 1	0- 0	0- 0	HOME	0- 0	1- 1	1- 0				
2- 4	0- 0	0- 0	AWAY	0- 2	2- 2	2- 0				
4- 0	0- 0	0- 0	NEUTRAL	0- 0	4- 0	4- 0				
7- 7	0- 0	0- 2	CONFERENCE	0- 4	7- 1	6- 0				
4- 3	0- 0	0- 1	HOME	0- 2	4- 0	3- 0				
3- 4	0- 0	0- 1	AWAY	0- 2	3- 1	3- 0				
0- 0	0- 0	0- 0	NEUTRAL	0- 0	0- 0	0- 0				

RPI 1-25				RPI 26-50				RPI 51-100				RPI 101+ Team's RPI: 182			
RPI	S	Opponent	Score	RPI	S	Opponent	Score	RPI	S	Opponent	Score	RPI	S	Opponent	Score
				32	A	South Dakota St.	72 96	59	A	South Dakota	55 72	101	A	Utah	50 71
				32	H	South Dakota St.	70 77	59	H	South Dakota	68 73	139	H	Arkansas	66 77
								78	A	TCU	58 72	169	A	UT Arlington	46 70
								90	A	Missouri St.	66 76	172	A	Denver	54 70
								99	A	Western Ill.	49 56	172	H	Denver	90 60
								99	H	Western Ill.	63 85	209	A	Tulsa	53 41
												239	A	Omaha	82 53
												239	H	Omaha	72 56
												281	A	UMKC	76 73
												286	A	North Dakota St.	64 57
												286	H	North Dakota St.	71 48
												296	N	Alcorn	76 52
												299	N	Long Beach St.	64 58
												314	H	Houston Baptist	78 56
												325	N	Cal St. Fullerton	60 50
												327	A	Fort Wayne	73 48
												327	H	Fort Wayne	66 45
												345	N	Chicago St.	73 43
LAST 12 Division I GAMES:															
				239	H	Omaha	72 56	327	H	Fort Wayne	66 45				
				59	A	South Dakota	55 72	172	H	Denver	90 60				
				172	A	Denver	54 70	59	H	South Dakota	68 73				
				32	A	South Dakota St.	72 96	32	H	South Dakota St.	70 77				
				286	A	North Dakota St.	64 57	286	H	North Dakota St.	71 48				
				99	H	Western Ill.	63 85	99	A	Western Ill.	49 56				

Non-Div I Games: Okla. Panhandle 88 35 Cent. Christian (KS) 18 47

Oral Roberts

Average RPI Win: 123

Average RPI Loss: 14

WON-LOST
RECORDWINNING
PCT. RANKLAST 10
GAMESSTRENGTH OF
SCHEDULEOPP. STRENGTH
OF SCHEDULETEAM
RPIADJ.
RPICONF.
RPIADJ CONF.
RPIDIV. I ONLY
DIV. I NON-CONF.27- 4
11- 29
229- 1
0- 024
1922
278
78
75
35
3

TOTALS

RPI 1-25

RPI 26-50

W-L RECORDS

RPI 51-100

RPI 101-999

RPI 201+

27- 4

4- 3

5- 1

OVERALL

3- 0

15- 0

5- 0

16- 1

1- 1

4- 0

HOME

2- 0

9- 0

3- 0

9- 3

2- 2

1- 1

AWAY

1- 0

5- 0

1- 0

2- 0

1- 0

0- 0

NEUTRAL

0- 0

1- 0

1- 0

11- 2

2- 2

1- 0

NON-CONFERENCE

1- 0

7- 0

3- 0

8- 0

0- 0

1- 0

HOME

1- 0

6- 0

2- 0

1- 2

1- 2

0- 0

AWAY

0- 0

0- 0

0- 0

2- 0

1- 0

0- 0

NEUTRAL

0- 0

1- 0

1- 0

16- 2

2- 1

4- 1

CONFERENCE

2- 0

8- 0

2- 0

8- 1

1- 1

3- 0

HOME

1- 0

3- 0

1- 0

8- 1

1- 0

1- 1

AWAY

1- 0

5- 0

1- 0

0- 0

0- 0

0- 0

NEUTRAL

0- 0

0- 0

0- 0

RPI 1-25

Team's RPI: 8

RPI 26-50

RPI 51-100

RPI 101+

RPI	S	Opponent	Score
3	A	Mississippi St.	79 90
5	A	Louisville	61 74
10	A	UCLA	70 61
10	H	UCLA	101 94
15	H	Stanford	65 78
18	A	Texas A&M	83 68
18	N	Texas A&M	84 62

RPI	S	Opponent	Score
30	H	Oklahoma	92 74
33	A	Oregon St.	79 85
33	H	Oregon St.	75 63
40	H	California	91 54
45	A	Southern California	70 66
45	H	Southern California	80 74

RPI	S	Opponent	Score
57	A	Arizona St.	57 44
57	H	Arizona St.	74 64
76	H	Drake	110 77

RPI	S	Opponent	Score
101	A	Utah	84 68
107	A	Washington St.	90 79
107	H	Washington St.	89 56
144	H	Eastern Wash.	81 40
150	A	Colorado	74 55
154	H	Weber St.	114 87
165	H	Ole Miss	90 46
200	A	Washington	76 63
200	H	Washington	94 83
201	H	Hampton	87 45
214	H	CSUN	91 43
249	N	Hawaii	85 44
275	A	Arizona	74 61
275	H	Arizona	62 44
330	H	Southern Utah	98 38

LAST 12 Division I GAMES:

275	A	Arizona	74 61	15	H	Stanford	65 78
57	A	Arizona St.	57 44	40	H	California	91 54
10	H	UCLA	101 94	101	A	Utah	84 68
45	H	Southern California	80 74	150	A	Colorado	74 55
107	A	Washington St.	90 79	33	H	Oregon St.	75 63
200	A	Washington	76 63	33	A	Oregon St.	79 85

Oregon

Oregon

Non-Div I Games:

Oregon

Loss, Non-Conf, S Site, H Home A Away N Neutral

Average RPI Win:	165	WON-LOST	WINNING	LAST 10	STRENGTH OF	OPP. STRENGTH	TEAM	ADJ.	CONF.	ADJ CONF.
Average RPI Loss:	15	RECORD	PCT. RANK	GAMES	SCHEDULE	OF SCHEDULE	RPI	RPI	RPI	RPI
DIV. I ONLY	23- 6	28	9- 1	102	45	33	33	5	5	
DIV. I NON-CONF.	9- 2	33	0- 0	250	147	87	87	3	3	

TOTALS	RPI 1-25	RPI 26-50	W-L RECORDS	RPI 51-100	RPI 101-999	RPI 201+				
23- 6	2- 5	2- 1	OVERALL	3- 0	16- 0	8- 0				
14- 2	2- 2	2- 0	HOME	2- 0	8- 0	4- 0				
7- 4	0- 3	0- 1	AWAY	1- 0	6- 0	2- 0				
2- 0	0- 0	0- 0	NEUTRAL	0- 0	2- 0	2- 0				
9- 2	0- 2	0- 0	NON-CONFERENCE	1- 0	8- 0	6- 0				
6- 1	0- 1	0- 0	HOME	1- 0	5- 0	3- 0				
1- 1	0- 1	0- 0	AWAY	0- 0	1- 0	1- 0				
2- 0	0- 0	0- 0	NEUTRAL	0- 0	2- 0	2- 0				
14- 4	2- 3	2- 1	CONFERENCE	2- 0	8- 0	2- 0				
8- 1	2- 1	2- 0	HOME	1- 0	3- 0	1- 0				
6- 3	0- 2	0- 1	AWAY	1- 0	5- 0	1- 0				
0- 0	0- 0	0- 0	NEUTRAL	0- 0	0- 0	0- 0				

RPI 1-25				RPI 26-50				Team's RPI: 33				RPI 51-100				RPI 101+			
RPI	S	Opponent	Score	RPI	S	Opponent	Score	RPI	S	Opponent	Score	RPI	S	Opponent	Score	RPI	S	Opponent	Score
1	H	Notre Dame	67 72	40	H	Cal i forn i a	68 48	57	A	Ari zona St.	64 60	101	A	Utah	69 58				
8	A	Oregon	63 75	45	A	Southern Cal i forn i a	61 65	57	H	Ari zona St.	57 54	107	A	Washi ngton St.	63 61				
8	H	Oregon	85 79	45	H	Southern Cal i forn i a	69 63	58	H	UC Davi s	61 47	107	H	Washi ngton St.	71 53				
10	A	UCLA	49 84									150	A	Col orado	86 71				
10	H	UCLA	67 64									161	H	North Dakota	65 55				
12	A	Duke	65 72									193	H	UC Santa Barbara	74 49				
15	H	Stanford	57 60									200	A	Washi ngton	95 57				
												200	H	Washi ngton	75 63				
												217	N	Nevada	89 49				
												254	H	San Jose St.	110 62				
												275	A	Ari zona	65 40				
												275	H	Ari zona	88 48				
												304	N	Utah St.	94 55				
												321	A	N. C. Central	97 44				
												324	H	Utah Valley	98 41				
												342	H	Savannah St.	84 36				
LAST 12 Di vi si on I GAMES:																			
				57	A	Ari zona St.	64 60	40	H	Cal i forn i a	68 48					15	H	Stanford	57 60
				275	A	Ari zona	65 40									150	A	Col orado	86 71
				45	H	Southern Cal i forn i a	69 63									101	A	Utah	69 58
				10	H	UCLA	67 64									8	A	Oregon	63 75
				200	A	Washi ngton	95 57									8	H	Oregon	85 79
				107	A	Washi ngton St.	63 61												

Non-Di v I Games:

Oregon St.

P
a
c
i
f
i
c

P
a
c
i
f
i
c

Paci fi c

Page 221

Average RPI Win:	186	WON-LOST	WINNING	LAST 10	STRENGTH OF	OPP. STRENGTH	TEAM	ADJ.	CONF.	ADJ CONF.
Average RPI Loss:	84	RECORD	PCT. RANK	GAMES	SCHEDULE	OF SCHEDULE	RPI	RPI	RPI	RPI
DIV. I ONLY	17- 7	65	7- 2	152	90	69	69	9	9	
DIV. I NON-CONF.	8- 4	87	2- 0	237	63	102	102	9	9	

TOTALS	RPI 1-25	RPI 26-50	W-L RECORDS	RPI 51-100	RPI 101-999	RPI 201+				
17- 7	0- 1	1- 2	OVERALL	2- 2	14- 2	8- 1				
6- 2	0- 1	0- 1	HOME	1- 0	5- 0	4- 0				
9- 4	0- 0	1- 1	AWAY	0- 1	8- 2	3- 1				
2- 1	0- 0	0- 0	NEUTRAL	1- 1	1- 0	1- 0				
8- 4	0- 1	1- 0	NON-CONFERENCE	1- 1	6- 2	4- 1				
2- 1	0- 1	0- 0	HOME	0- 0	2- 0	2- 0				
4- 2	0- 0	1- 0	AWAY	0- 0	3- 2	1- 1				
2- 1	0- 0	0- 0	NEUTRAL	1- 1	1- 0	1- 0				
9- 3	0- 0	0- 2	CONFERENCE	1- 1	8- 0	4- 0				
4- 1	0- 0	0- 1	HOME	1- 0	3- 0	2- 0				
5- 2	0- 0	0- 1	AWAY	0- 1	5- 0	2- 0				
0- 0	0- 0	0- 0	NEUTRAL	0- 0	0- 0	0- 0				

RPI 1-25				RPI 26-50				RPI 51-100				RPI 101+			
RPI	S	Opponent	Score	RPI	S	Opponent	Score	RPI	S	Opponent	Score	RPI	S	Opponent	Score
1	H	Notre Dame	54 66	26	A	Villanova	79 77	55	A	Harvard	52 55	106	A	Dartmouth	79 50
				35	A	Princeton	40 60	55	H	Harvard	69 49	106	H	Dartmouth	65 47
				35	H	Princeton	55 70	65	N	Georgia Tech	55 69	127	A	Yale	69 54
								90	N	Missouri St.	65 60	141	A	Saint Joseph's	57 50
												151	A	Binghamton	72 77
												179	A	Brown	88 55
												195	A	Temple	74 59
												204	A	Columbia	75 39
												204	H	Columbia	70 51
												230	H	Lafayette	55 42
												243	A	LaSalle	59 66
												272	A	Cornell	53 39
												272	H	Cornell	68 48
												283	N	VCU	82 52
												333	H	Rhode Island	84 66
												341	A	NJIT	77 38

LAST 12 Division I GAMES:															
106	A	Dartmouth	79 50	106	H	Dartmouth	65 47								
55	A	Harvard	52 55	127	A	Yale	69 54								
272	A	Cornell	53 39	179	A	Brown	88 55								
204	A	Columbia	75 39	195	A	Temple	74 59								
35	A	Princeton	40 60	26	A	Villanova	79 77								
55	H	Harvard	69 49	204	H	Columbia	70 51								

Non-Div I Games: Gwynedd Mercy 89 25

Penn

Average RPI Win: 160

Average RPI Loss: 63

WON-LOST
RECORDWINNING
PCT. RANKLAST 10
GAMESSTRENGTH OF
SCHEDULEOPP. STRENGTH
OF SCHEDULETEAM
RPIADJ.
RPICONF.
RPIADJ CONF.
RPIDIV. I ONLY
DIV. I NON-CONF.15- 14
9- 4171
824- 6
0- 055
18859
13787
8887
883
43
4

TOTALS

RPI 1-25

RPI 26-50

W-L RECORDS

RPI 51-100

RPI 101-999

RPI 201+

15- 14

0- 4

2- 4

OVERALL

3- 4

10- 2

5- 1

11- 3

0- 2

2- 1

HOME

3- 0

6- 0

3- 0

4- 9

0- 2

0- 3

AWAY

0- 3

4- 1

2- 1

0- 2

0- 0

0- 0

NEUTRAL

0- 1

0- 1

0- 0

9- 4

0- 0

1- 0

NON-CONFERENCE

1- 2

7- 2

4- 1

6- 0

0- 0

1- 0

HOME

1- 0

4- 0

2- 0

3- 2

0- 0

0- 0

AWAY

0- 1

3- 1

2- 1

0- 2

0- 0

0- 0

NEUTRAL

0- 1

0- 1

0- 0

6- 10

0- 4

1- 4

CONFERENCE

2- 2

3- 0

1- 0

5- 3

0- 2

1- 1

HOME

2- 0

2- 0

1- 0

1- 7

0- 2

0- 3

AWAY

0- 2

1- 0

0- 0

0- 0

0- 0

0- 0

NEUTRAL

0- 0

0- 0

0- 0

RPI 1-25

RPI 26-50

RPI 51-100

Team's RPI: 87

RPI 101+

RPI	S	Opponent	Score
6	A	Ohio St.	64 94
6	H	Ohio St.	64 89
16	A	Iowa	76 80
21	H	Maryland	65 69

RPI	S	Opponent	Score
38	A	Michigan	69 89
43	A	Rutgers	65 70
43	H	Rutgers	70 67
46	A	Minnesota	68 101
46	H	Minnesota	71 91
49	H	Drexel	84 70

RPI	S	Opponent	Score
54	H	Indiana	77 74
56	A	Purdue	73 88
60	A	American	66 75
61	H	Michigan St.	74 59
64	A	Nebraska	51 59
73	H	Fordham	65 60
91	N	Kansas St.	65 70

RPI	S	Opponent	Score
108	H	Wake Forest	68 58
140	N	Louisiana Tech	59 71
166	A	Pittsburgh	59 48
170	H	Northwestern	67 59
191	A	Wisconsin	69 62
199	H	Siena	86 72
210	A	Providence	60 51
220	H	Illinois	68 59
253	A	St. Bonaventure	62 65
259	H	Manhattan	78 46
294	H	Central Conn. St.	83 66
301	A	Marshall	80 65

LAST 12 Division I GAMES:

6	H	Ohio St.	64 89	6	A	Ohio St.	64 94
64	A	Nebraska	51 59	56	A	Purdue	73 88
170	H	Northwestern	67 59	220	H	Illinois	68 59
46	A	Minnesota	68 101	43	H	Rutgers	70 67
16	A	Iowa	76 80	191	A	Wisconsin	69 62
61	H	Michigan St.	74 59	46	H	Minnesota	71 91

Non-Div I Games:

Penn St.

Average RPI Win:	225	WON-LOST	WINNING	LAST 10	STRENGTH OF	OPP. STRENGTH	TEAM	ADJ.	CONF.	ADJ CONF.
Average RPI Loss:	151	RECORD	PCT. RANK	GAMES	SCHEDULE	OF SCHEDULE	RPI	RPI	RPI	RPI
DIV. I ONLY	9- 19	267	2- 8	139	210	244	244	14	14	
DIV. I NON-CONF.	4- 6	214	0- 0	113	343	192	192	11	11	

TOTALS	RPI 1-25	RPI 26-50	W-L RECORDS	RPI 51-100	RPI 101-999	RPI 201+				
9- 19	0- 0	0- 2	OVERALL	0- 3	9- 14	5- 4				
7- 6	0- 0	0- 1	HOME	0- 1	7- 4	3- 2				
2- 13	0- 0	0- 1	AWAY	0- 2	2- 10	2- 2				
0- 0	0- 0	0- 0	NEUTRAL	0- 0	0- 0	0- 0				
4- 6	0- 0	0- 0	NON-CONFERENCE	0- 1	4- 5	3- 2				
2- 2	0- 0	0- 0	HOME	0- 0	2- 2	1- 2				
2- 4	0- 0	0- 0	AWAY	0- 1	2- 3	2- 0				
0- 0	0- 0	0- 0	NEUTRAL	0- 0	0- 0	0- 0				
5- 13	0- 0	0- 2	CONFERENCE	0- 2	5- 9	2- 2				
5- 4	0- 0	0- 1	HOME	0- 1	5- 2	2- 0				
0- 9	0- 0	0- 1	AWAY	0- 1	0- 7	0- 2				
0- 0	0- 0	0- 0	NEUTRAL	0- 0	0- 0	0- 0				

RPI 1-25				RPI 26-50				RPI 51-100				RPI 101+ Team's RPI: 244			
RPI	S	Opponent	Score	RPI	S	Opponent	Score	RPI	S	Opponent	Score	RPI	S	Opponent	Score
				39	A	Gonzaga	51 73	58	A	UC Davis	64 69	101	A	Utah	65 89
				39	H	Gonzaga	48 67	74	A	Saint Mary's (CA)	62 75	131	A	San Francisco	67 68
								74	H	Saint Mary's (CA)	75 82	131	H	San Francisco	95 92
												133	A	Loyola Marymount	60 75
												133	H	Loyola Marymount	85 74
												134	H	Idaho St.	80 74
												142	A	BYU	43 78
												142	H	BYU	67 73
												154	A	Weber St.	61 71
												180	A	UC Irvine	74 75
												188	A	San Diego	53 79
												188	H	San Diego	66 62
												192	A	Pacific	73 84
												192	H	Pacific	77 85
												217	A	Nevada	77 72
												221	H	New Mexico St.	64 86
												222	H	Seattle U	62 65
												280	A	Santa Clara	50 54
												280	H	Santa Clara	56 55
												299	A	Long Beach St.	83 71
												316	A	Portland	58 82
												316	H	Portland	83 79
												324	H	Utah Valley	71 44

LAST 12 Division I GAMES:															
				316	A	Portland	58 82	192	A	Pacific	73 84				
				74	H	Saint Mary's (CA)	75 82	316	H	Portland	83 79				
				39	H	Gonzaga	48 67	280	A	Santa Clara	50 54				
				142	A	BYU	43 78	133	A	Loyola Marymount	60 75				
				133	H	Loyola Marymount	85 74	131	H	San Francisco	95 92				
				188	A	San Diego	53 79	192	H	Pacific	77 85				

Non-Div I Games:

Pepperdine

Average RPI	Win:	194	WON-LOST	WINNING	LAST 10	STRENGTH OF	OPP. STRENGTH	TEAM	ADJ.	CONF.	ADJ CONF.
Average RPI	Loss:	62	RECORD	PCT. RANK	GAMES	SCHEDULE	OF SCHEDULE	RPI	RPI	RPI	RPI
DIV. I ONLY		10- 19	255	1- 9	34	46	166	166	1	1	
DIV. I NON-CONF.		8- 5	111	0- 0	202	165	175	175	1	1	

TOTALS	RPI 1-25		RPI 26-50		W-L RECORDS		RPI 51-100		RPI 101-999		RPI 201+
10- 19	0- 6		0- 3		OVERALL		2- 6		8- 4		5- 0
8- 10	0- 5		0- 1		HOME		2- 2		6- 2		5- 0
2- 9	0- 1		0- 2		AWAY		0- 4		2- 2		0- 0
0- 0	0- 0		0- 0		NEUTRAL		0- 0		0- 0		0- 0
8- 5	0- 0		0- 0		NON-CONFERENCE		1- 4		7- 1		5- 0
7- 3	0- 0		0- 0		HOME		1- 2		6- 1		5- 0
1- 2	0- 0		0- 0		AWAY		0- 2		1- 0		0- 0
0- 0	0- 0		0- 0		NEUTRAL		0- 0		0- 0		0- 0
2- 14	0- 6		0- 3		CONFERENCE		1- 2		1- 3		0- 0
1- 7	0- 5		0- 1		HOME		1- 0		0- 1		0- 0
1- 7	0- 1		0- 2		AWAY		0- 2		1- 2		0- 0
0- 0	0- 0		0- 0		NEUTRAL		0- 0		0- 0		0- 0

RPI	S	Opponent	Score
1	H	Notre Dame	53 87
5	A	Louisville	49 81
5	H	Louisville	51 77
7	H	Florida St.	59 66
12	H	Duke	46 58
20	H	NC State	66 77

RPI	S	Opponent	Score
29	A	Syracuse	52 70
29	H	Syracuse	53 62
34	A	Virginia	50 62

RPI	S	Opponent	Score
52	A	Miami (FL)	58 82
65	H	Georgia Tech	68 62
68	A	West Virginia	52 73
72	H	Duquesne	53 66
73	A	Fordham	55 58
75	A	Virginia Tech	66 89
87	H	Penn St.	48 59
93	H	Bucknell	57 39

RPI	S	Opponent	Score
108	H	Wake Forest	49 58
110	A	North Carolina	67 68
118	A	Cincinnati	66 46
152	H	Youngstown St.	66 58
155	A	Clemson	58 42
191	H	Wisconsin	57 58
196	A	Boston College	61 72
213	H	Arkansas St.	87 47
256	H	UNCW	74 55
266	H	Towson	81 63
272	H	Cornell	51 39
345	H	Chicago St.	87 49

LAST 12 Division I GAMES:

5	A	Louisville	49 81	155	A	Clemson	58 42
20	H	NC State	66 77	12	H	Duke	46 58
29	H	Syracuse	53 62	1	H	Notre Dame	53 87
52	A	Miami (FL)	58 82	29	A	Syracuse	52 70
196	A	Boston College	61 72	5	H	Louisville	51 77
7	H	Florida St.	59 66	65	H	Georgia Tech	68 62

Non-Div I Games:

Pittsburgh

Average RPI Win: 217	WON-LOST RECORD	WINNING PCT. RANK	LAST 10 GAMES	STRENGTH OF SCHEDULE	OPP. STRENGTH OF SCHEDULE	TEAM RPI	ADJ. RPI	CONF. RPI	ADJ CONF. RPI
Average RPI Loss: 163									
DIV. I ONLY	5- 22	324	3- 7	167	191	316	316	14	14
DIV. I NON-CONF.	2- 7	286	0- 0	230	334	329	329	11	11

TOTALS	RPI 1-25	RPI 26-50	W-L RECORDS	RPI 51-100	RPI 101-999	RPI 201+			
5- 22	0- 0	0- 2	OVERALL	1- 1	4- 19	3- 4			
5- 10	0- 0	0- 1	HOME	1- 0	4- 9	3- 1			
0- 12	0- 0	0- 1	AWAY	0- 1	0- 10	0- 3			
0- 0	0- 0	0- 0	NEUTRAL	0- 0	0- 0	0- 0			
2- 7	0- 0	0- 0	NON-CONFERENCE	0- 0	2- 7	2- 1			
2- 4	0- 0	0- 0	HOME	0- 0	2- 4	2- 0			
0- 3	0- 0	0- 0	AWAY	0- 0	0- 3	0- 1			
0- 0	0- 0	0- 0	NEUTRAL	0- 0	0- 0	0- 0			
3- 15	0- 0	0- 2	CONFERENCE	1- 1	2- 12	1- 3			
3- 6	0- 0	0- 1	HOME	1- 0	2- 5	1- 1			
0- 9	0- 0	0- 1	AWAY	0- 1	0- 7	0- 2			
0- 0	0- 0	0- 0	NEUTRAL	0- 0	0- 0	0- 0			

RPI S Opponent	Score	RPI S Opponent	Score	RPI S Opponent	Score	RPI S Opponent	Score
		39 A Gonzaga	36 75	74 A Saint Mary's (CA)	49 77	112 H Saint Francis (PA)	101 106
		39 H Gonzaga	56 70	74 H Saint Mary's (CA)	68 65	131 A San Francisco	75 84
						131 H San Francisco	63 76
						133 A Loyola Marymount	55 76
						133 H Loyola Marymount	60 63
						137 H Portland St.	71 77
						142 A BYU	35 73
						142 H BYU	58 72
						145 H Boise St.	47 73
						154 H Weber St.	70 91
						180 A UC Irvine	52 63
						188 A San Diego	52 59
						188 H San Diego	60 75
						192 A Pacific	55 91
						192 H Pacific	89 67
						200 A Washington	67 93
						244 A Pepperdine	79 83
						244 H Pepperdine	82 58
						249 H Hawaii	76 47
						280 A Santa Clara	57 67
						280 H Santa Clara	43 50
						324 H Utah Valley	71 64
						325 A Cal St. Fullerton	61 66
LAST 12 Division I GAMES:							
244 H Pepperdine	82 58	133 A Loyola Marymount	55 76				
142 A BYU	35 73	244 A Pepperdine	79 83				
74 A Saint Mary's (CA)	49 77	74 H Saint Mary's (CA)	68 65				
280 A Santa Clara	57 67	39 A Gonzaga	36 75				
192 H Pacific	89 67	133 H Loyola Marymount	60 63				
131 H San Francisco	63 76	188 H San Diego	60 75				

Non-Div I Games: Willamette 72 52 Warner Pacific 95 59

Portland

Average RPI Win:	234	WON-LOST	WINNING	LAST 10	STRENGTH OF	OPP. STRENGTH	TEAM	ADJ.	CONF.	ADJ CONF.
Average RPI Loss:	142	RECORD	PCT. RANK	GAMES	SCHEDULE	OF SCHEDULE	RPI	RPI	RPI	RPI
DIV. I ONLY	14- 11	136	7- 3	198	223	137	137	19	19	
DIV. I NON-CONF.	4- 5	202	0- 0	146	146	107	107	14	14	

TOTALS	RPI 1-25	RPI 26-50	W-L RECORDS	RPI 51-100	RPI 101-999	RPI 201+				
14- 11	0- 0	0- 1	OVERALL	0- 2	14- 8	9- 3				
8- 2	0- 0	0- 0	HOME	0- 0	8- 2	5- 0				
6- 9	0- 0	0- 1	AWAY	0- 2	6- 6	4- 3				
0- 0	0- 0	0- 0	NEUTRAL	0- 0	0- 0	0- 0				
4- 5	0- 0	0- 1	NON-CONFERENCE	0- 2	4- 2	2- 2				
1- 0	0- 0	0- 0	HOME	0- 0	1- 0	0- 0				
3- 5	0- 0	0- 1	AWAY	0- 2	3- 2	2- 2				
0- 0	0- 0	0- 0	NEUTRAL	0- 0	0- 0	0- 0				
10- 6	0- 0	0- 0	CONFERENCE	0- 0	10- 6	7- 1				
7- 2	0- 0	0- 0	HOME	0- 0	7- 2	5- 0				
3- 4	0- 0	0- 0	AWAY	0- 0	3- 4	2- 1				
0- 0	0- 0	0- 0	NEUTRAL	0- 0	0- 0	0- 0				

RPI 1-25				RPI 26-50				RPI 51-100				RPI 101+				Team's RPI: 137	
RPI	S	Opponent	Score	RPI	S	Opponent	Score	RPI	S	Opponent	Score	RPI	S	Opponent	Score		
39	A	Gonzaga	52 91					58	A	UC Davis	67 79	134	A	Idaho St.	64 72		
								80	A	UNLV	80 88	134	H	Idaho St.	59 88		
												144	A	Eastern Wash.	57 64		
												144	H	Eastern Wash.	75 60		
												148	A	Idaho	60 61		
												148	H	Idaho	90 101		
												154	A	Weber St.	62 60		
												154	H	Weber St.	77 64		
												165	H	Ole Miss	94 79		
												180	A	UC Irvine	82 72		
												217	A	Nevada	55 67		
												222	A	Seattle U	77 91		
												232	A	Montana St.	69 60		
												232	H	Montana St.	62 53		
												240	A	Montana	53 69		
												240	H	Montana	70 53		
												254	A	San Jose St.	90 78		
												289	A	Sacramento St.	81 72		
												289	H	Sacramento St.	74 73		
												302	H	Northern Ariz.	68 59		
												316	A	Portland	77 71		
												330	H	Southern Utah	70 66		
LAST 12 Division I GAMES:																	
302	H	Northern Ariz.	68 59	144	A	Eastern Wash.	57 64										
330	H	Southern Utah	70 66	148	A	Idaho	60 61										
134	A	Idaho St.	64 72	289	A	Sacramento St.	81 72										
154	A	Weber St.	62 60	154	H	Weber St.	77 64										
232	H	Montana St.	62 53	134	H	Idaho St.	59 88										
240	H	Montana	70 53	240	A	Montana	53 69										

Non-Div I Games: Northwest (WA) 63 60 Multnomah 95 32

Portland St.

Average RPI	Win:	295	WON-LOST	WINNING	LAST 10	STRENGTH OF	OPP. STRENGTH	TEAM	ADJ.	CONF.	ADJ CONF.
Average RPI	Loss:	201	RECORD	PCT. RANK	GAMES	SCHEDULE	OF SCHEDULE	RPI	RPI	RPI	RPI
DIV. I ONLY	11- 14	214	8- 2	271	347	247	247	32	32		
DIV. I NON-CONF.	0- 9	337	0- 0	69	281	302	302	32	32		

TOTALS	RPI 1-25	RPI 26-50	W-L RECORDS	RPI 51-100	RPI 101-999	RPI 201+					
11- 14	0- 1	0- 0	OVERALL	0- 0	11- 13	10- 8					
7- 3	0- 0	0- 0	HOME	0- 0	7- 3	6- 2					
4- 10	0- 1	0- 0	AWAY	0- 0	4- 9	4- 5					
0- 1	0- 0	0- 0	NEUTRAL	0- 0	0- 1	0- 1					
0- 9	0- 1	0- 0	NON-CONFERENCE	0- 0	0- 8	0- 3					
0- 1	0- 0	0- 0	HOME	0- 0	0- 1	0- 0					
0- 7	0- 1	0- 0	AWAY	0- 0	0- 6	0- 2					
0- 1	0- 0	0- 0	NEUTRAL	0- 0	0- 1	0- 1					
11- 5	0- 0	0- 0	CONFERENCE	0- 0	11- 5	10- 5					
7- 2	0- 0	0- 0	HOME	0- 0	7- 2	6- 2					
4- 3	0- 0	0- 0	AWAY	0- 0	4- 3	4- 3					
0- 0	0- 0	0- 0	NEUTRAL	0- 0	0- 0	0- 0					

RPI	S	Opponent	Score	RPI	S	Opponent	Score	RPI	S	Opponent	Score	RPI	S	Opponent	Score	Team's RPI: 247
18	A	Texas A&M	70 98									102	H	Rice	68 88	
												120	A	Colorado St.	59 71	
												126	A	Bethune-Cookman	52 77	
												143	A	Texas St.	57 84	
												155	A	Clemson	58 64	
												174	H	Southern U.	69 62	
												224	N	A&M-Corpus Christi	62 72	
												227	A	Grambling	79 81	
												227	H	Grambling	68 75	
												234	A	Texas Southern	61 56	
												234	H	Texas Southern	65 48	
												241	A	Texas Tech	60 89	
												296	H	Alcorn	72 73	
												306	A	UTRGV	62 78	
												307	A	Alabama St.	68 70	
												307	H	Alabama St.	69 63	
												318	A	Alabama A&M	55 48	
												318	H	Alabama A&M	84 73	
												320	A	Jackson St.	61 70	
												320	H	Jackson St.	85 73	
												331	A	Ark. -Pine Bluff	89 72	
												331	H	Ark. -Pine Bluff	64 52	
												339	A	Mississippi Val.	75 74	
												339	H	Mississippi Val.	78 73	
LAST 12 Division I GAMES:																
318	H	Alabama A&M	84 73	234	H	Texas Southern	65 48									
307	H	Alabama St.	69 63	318	A	Alabama A&M	55 48									
339	A	Mississippi Val.	75 74	307	A	Alabama St.	68 70									
331	A	Ark. -Pine Bluff	89 72	339	H	Mississippi Val.	78 73									
320	H	Jackson St.	85 73	331	H	Ark. -Pine Bluff	64 52									
227	H	Grambling	68 75	320	A	Jackson St.	61 70									

Non-Div I Games: Texas-Tyler 99 56 Arlington Baptist 116 73

Prairie View

Average RPI Win:	259	WON-LOST	WINNING	LAST 10	STRENGTH OF	OPP. STRENGTH	TEAM	ADJ.	CONF.	ADJ CONF.
Average RPI Loss:	178	RECORD	PCT. RANK	GAMES	SCHEDULE	OF SCHEDULE	RPI	RPI	RPI	RPI
DIV. I ONLY	10- 17	243	5- 5	221	281	251	251	26	26	
DIV. I NON-CONF.	3- 8	268	0- 0	163	164	240	240	28	28	

TOTALS	RPI 1-25	RPI 26-50	W-L RECORDS	RPI 51-100	RPI 101-999	RPI 201+				
10- 17	0- 2	0- 0	OVERALL	0- 4	10- 11	8- 7				
6- 6	0- 0	0- 0	HOME	0- 1	6- 5	4- 4				
4- 11	0- 0	0- 0	AWAY	0- 1	4- 1	4- 0				
0- 0	0- 0	0- 0	NEUTRAL	0- 0	0- 0	0- 0				
3- 8	0- 2	0- 0	NON-CONFERENCE	0- 2	3- 4	2- 3				
2- 2	0- 0	0- 0	HOME	0- 0	2- 2	1- 2				
1- 6	0- 2	0- 0	AWAY	0- 2	1- 2	1- 1				
0- 0	0- 0	0- 0	NEUTRAL	0- 0	0- 0	0- 0				
7- 9	0- 0	0- 0	CONFERENCE	0- 2	7- 7	6- 4				
4- 4	0- 0	0- 0	HOME	0- 1	4- 3	3- 2				
3- 5	0- 0	0- 0	AWAY	0- 1	3- 4	3- 2				
0- 0	0- 0	0- 0	NEUTRAL	0- 0	0- 0	0- 0				

RPI 1-25				RPI 26-50				RPI 51-100				RPI 101+ Team's RPI: 251			
RPI	S	Opponent	Score	RPI	S	Opponent	Score	RPI	S	Opponent	Score	RPI	S	Opponent	Score
10	A	UCLA	40 76					67	A	Belmont	48 90	110	A	North Carolina	56 91
12	A	Duke	45 79					85	A	Liberty	55 63	149	A	Radford	55 93
								85	H	Liberty	64 76	149	H	Radford	40 64
								98	A	Chattanooga	51 71	175	H	Furman	76 75
												194	A	High Point	55 81
												194	H	High Point	62 55
												218	A	Gardner-Webb	60 50
												218	H	Gardner-Webb	72 69
												225	A	UNC Asheville	76 74
												226	H	UNCG	57 64
												268	A	San Diego St.	50 77
												269	A	Campbell	40 53
												269	H	Campbell	65 59
												293	A	USC Upstate	83 69
												300	H	Kennesaw St.	51 60
												311	H	Charleston So.	61 64
												321	H	N.C. Central	69 60
												340	A	Winthrop	64 58
												340	H	Winthrop	78 45
												343	A	Longwood	56 66
												343	H	Longwood	60 75

LAST 12 Division I GAMES:															
149	H	Radford	40 64	85	A	Liberty	55 63								
218	A	Gardner-Webb	60 50	311	H	Charleston So.	61 64								
194	H	High Point	62 55	225	A	UNC Asheville	76 74								
269	A	Campbell	40 53	340	H	Winthrop	78 45								
343	H	Longwood	60 75	149	A	Radford	55 93								
340	A	Winthrop	64 58	218	H	Gardner-Webb	72 69								

Non-Div I Games:

Presbyterian

Average RPI Win:	161	WON-LOST	WINNING	LAST 10	STRENGTH OF	OPP. STRENGTH	TEAM	ADJ.	CONF.	ADJ CONF.
Average RPI Loss:	63	RECORD	PCT. RANK	GAMES	SCHEDULE	OF SCHEDULE	RPI	RPI	RPI	RPI
DIV. I ONLY	20- 5	23	8- 2	99	91	35	35	9	9	
DIV. I NON-CONF.	10- 3	52	0- 0	125	49	51	51	9	9	
<hr/>										
TOTALS	RPI 1-25	RPI 26-50	W-L RECORDS	RPI 51-100	RPI 101-999	RPI 201+				
20- 5	0- 0	1- 2	OVERALL	5- 2	14- 1	7- 0				
8- 2	0- 0	0- 1	HOME	3- 1	5- 0	3- 0				
10- 3	0- 0	1- 1	AWAY	1- 1	8- 1	4- 0				
2- 0	0- 0	0- 0	NEUTRAL	1- 0	1- 0	0- 0				
10- 3	0- 0	1- 2	NON-CONFERENCE	2- 1	7- 0	3- 0				
3- 2	0- 0	0- 1	HOME	1- 1	2- 0	1- 0				
5- 1	0- 0	1- 1	AWAY	0- 0	4- 0	2- 0				
2- 0	0- 0	0- 0	NEUTRAL	1- 0	1- 0	0- 0				
10- 2	0- 0	0- 0	CONFERENCE	3- 1	7- 1	4- 0				
5- 0	0- 0	0- 0	HOME	2- 0	3- 0	2- 0				
5- 2	0- 0	0- 0	AWAY	1- 1	4- 1	2- 0				
0- 0	0- 0	0- 0	NEUTRAL	0- 0	0- 0	0- 0				

RPI 1-25				RPI 26-50				RPI 51-100				RPI 101+			
RPI	S	Opponent	Score	RPI	S	Opponent	Score	RPI	S	Opponent	Score	RPI	S	Opponent	Score
26	H	Villanova	59 62	26	H	Villanova	59 62	55	A	Harvard	58 72	106	A	Dartmouth	79 67
42	A	Quinnipiac	60 46	42	A	Quinnipiac	60 46	55	H	Harvard	80 47	106	H	Dartmouth	82 63
43	A	Rutgers	50 70	43	A	Rutgers	50 70	65	H	Georgia Tech	56 67	114	H	Delaware	78 60
								69	A	Penn	70 55	124	A	Seton Hall	85 83
								69	H	Penn	60 40	127	A	Yale	59 73
								96	H	George Washington	72 52	141	N	Saint Joseph's	63 54
								98	N	Chattanooga	59 49	178	A	Davidson	63 57
												179	A	Brown	77 62
												204	A	Columbia	74 46
												204	H	Columbia	69 47
												230	A	Lafayette	53 45
												272	A	Cornell	72 40
												272	H	Cornell	75 54
												323	H	UMBC	77 40
												332	A	Wagner	58 37
LAST 12 Division I GAMES:															
55	A	Harvard	58 72	55	H	Harvard	80 47	55	H	Harvard	80 47	55	H	Harvard	80 47
106	A	Dartmouth	79 67	106	A	Dartmouth	79 67	179	A	Brown	77 62	179	A	Brown	77 62
204	A	Columbia	74 46	204	A	Columbia	74 46	127	A	Yale	59 73	127	A	Yale	59 73
272	A	Cornell	72 40	272	A	Cornell	72 40	272	H	Cornell	75 54	272	H	Cornell	75 54
69	H	Penn	60 40	69	H	Penn	60 40	204	H	Columbia	69 47	204	H	Columbia	69 47
106	H	Dartmouth	82 63	106	H	Dartmouth	82 63	69	A	Penn	70 55	69	A	Penn	70 55

Non-Div I Games:

Princeton

Average RPI Win:	177	WON-LOST	WINNING	LAST 10	STRENGTH OF	OPP. STRENGTH	TEAM	ADJ.	CONF.	ADJ CONF.
Average RPI Loss:	97	RECORD	PCT. RANK	GAMES	SCHEDULE	OF SCHEDULE	RPI	RPI	RPI	RPI
DIV. I ONLY	10- 20	261	2- 8	120	68	210	210	6	6	
DIV. I NON-CONF.	7- 5	132	0- 0	260	168	180	180	6	6	

TOTALS	RPI 1-25	RPI 26-50	W-L RECORDS	RPI 51-100	RPI 101-999	RPI 201+				
10- 20	0- 4	0- 5	OVERALL	3- 1	7- 10	3- 3				
4- 10	0- 2	0- 2	HOME	1- 1	3- 5	2- 1				
3- 10	0- 2	0- 3	AWAY	1- 0	2- 5	0- 2				
3- 0	0- 0	0- 0	NEUTRAL	1- 0	2- 0	1- 0				
7- 5	0- 0	0- 1	NON-CONFERENCE	1- 1	6- 3	2- 2				
2- 3	0- 0	0- 0	HOME	0- 1	2- 2	1- 1				
2- 2	0- 0	0- 1	AWAY	0- 0	2- 1	0- 1				
3- 0	0- 0	0- 0	NEUTRAL	1- 0	2- 0	1- 0				
3- 15	0- 4	0- 4	CONFERENCE	2- 0	1- 7	1- 1				
2- 7	0- 2	0- 2	HOME	1- 0	1- 3	1- 0				
1- 8	0- 2	0- 2	AWAY	1- 0	0- 4	0- 1				
0- 0	0- 0	0- 0	NEUTRAL	0- 0	0- 0	0- 0				

RPI 1-25				RPI 26-50				RPI 51-100				RPI 101+				Team's RPI: 210
RPI	S	Opponent	Score	RPI	S	Opponent	Score	RPI	S	Opponent	Score	RPI	S	Opponent	Score	
23	A	DePaul	47 81	26	A	Villanova	43 70	70	A	St. John's (NY)	49 44	111	A	Georgetown	48 74	
23	H	DePaul	48 71	26	H	Villanova	55 63	70	H	St. John's (NY)	70 68	111	H	Georgetown	43 75	
24	A	Marquette	61 94	42	A	Quinnipiac	36 62	87	H	Penn St.	51 60	122	A	Butler	57 68	
24	H	Marquette	60 77	50	A	Creighton	56 73	95	N	Wright St.	74 69	122	H	Butler	48 69	
				50	H	Creighton	84 87					124	A	Seton Hall	56 65	
												124	H	Seton Hall	56 65	
												127	A	Yale	55 51	
												135	A	Northeastern	98 95	
												179	H	Brown	59 64	
												185	N	Stetson	56 45	
												196	H	Boston College	63 55	
												204	H	Columbia	64 73	
												215	A	Xavier	59 68	
												215	H	Xavier	69 48	
												257	A	Sacred Heart	75 78	
												333	H	Rhode Island	65 41	
												342	N	Savannah St.	78 48	

LAST 12 Division I GAMES:																
111	A	Georgetown	48 74	24	A	Marquette	61 94									
26	A	Villanova	43 70	70	H	St. John's (NY)	70 68									
215	H	Xavier	69 48	124	H	Seton Hall	56 65									
122	H	Butler	48 69	122	A	Butler	57 68									
50	H	Creighton	84 87	215	A	Xavier	59 68									
23	A	DePaul	47 81	50	A	Creighton	56 73									

Non-Div I Games:

Providence

Average RPI Win: 129

Average RPI Loss: 55

WON-LOST
RECORDWINNING
PCT. RANKLAST 10
GAMESSTRENGTH OF
SCHEDULEOPP. STRENGTH
OF SCHEDULETEAM
RPIADJ.
RPICONF.
RPIADJ CONF.
RPIDIV. I ONLY
DIV. I NON-CONF.18- 12
9- 5115
995- 5
0- 014
1760
13856
4856
483
43
4

TOTALS

RPI 1-25

RPI 26-50

W-L RECORDS

RPI 51-100

RPI 101-999

RPI 201+

18- 12 2- 1

11- 5 0- 0

6- 6 2- 1

1- 1 0- 0

3- 4

1- 2

2- 1

0- 1

OVERALL

HOME

AWAY

NEUTRAL

4- 6

4- 3

0- 3

0- 0

9- 1

6- 0

2- 1

1- 0

4- 0

2- 0

2- 0

0- 0

9- 5 0- 0

6- 2 0- 0

2- 2 0- 0

1- 1 0- 0

1- 2

0- 1

1- 0

0- 1

NON-CONFERENCE

HOME

AWAY

NEUTRAL

3- 2

3- 1

0- 1

0- 0

5- 1

3- 0

1- 1

1- 0

2- 0

1- 0

1- 0

0- 0

9- 7 2- 1

5- 3 0- 0

4- 4 2- 1

0- 0 0- 0

2- 2

1- 1

1- 1

0- 0

CONFERENCE

HOME

AWAY

NEUTRAL

1- 4

1- 2

0- 2

0- 0

4- 0

3- 0

1- 0

0- 0

2- 0

1- 0

1- 0

0- 0

RPI 1-25

RPI	S	Opponent	Score
6	A	Ohio St.	60 73
16	A	Iowa	76 70
21	A	Maryland	75 65

RPI 26-50

RPI	S	Opponent	Score
27	A	Central Mich.	79 69
36	H	Bail St.	60 66
38	A	Michigan	81 79
43	A	Rutgers	50 58
43	H	Rutgers	47 33
45	N	Southern California	46 58
46	H	Minnesota	74 78

RPI 51-100

Team's RPI: 56

RPI	S	Opponent	Score
54	A	Indiana	54 72
54	H	Indiana	44 52
61	H	Michigan St.	68 82
64	A	Nebraska	51 75
65	A	Georgia Tech	55 68
74	H	Saint Mary's (CA)	70 60
82	H	Ohio	71 77
84	H	Miami (OH)	75 66
87	H	Penn St.	88 73
92	H	Lamar University	79 64

RPI 101+

RPI	S	Opponent	Score
101	A	Utah	68 81
144	H	Eastern Wash.	65 40
170	H	Northwestern	63 60
176	N	Marist	61 47
177	H	UT Martin	60 58
191	H	Wisconsin	57 35
220	A	Illinois	73 54
220	H	Illinois	64 51
249	A	Hawaii	79 67
295	H	Valparaiso	95 49

LAST 12 Division I GAMES:

61	H	Michigan St.	68 82	220	A	Illinois	73 54
220	H	Illinois	64 51	38	A	Michigan	81 79
6	A	Ohio St.	60 73	87	H	Penn St.	88 73
21	A	Maryland	75 65	64	A	Nebraska	51 75
54	H	Indiana	44 52	170	H	Northwestern	63 60
46	H	Minnesota	74 78	16	A	Iowa	76 70

Non-Div I Games:

Purdue

Average RPI	Win: 225	WON-LOST	WINNING	LAST 10	STRENGTH OF	OPP. STRENGTH	TEAM	ADJ.	CONF.	ADJ CONF.
Average RPI	Loss: 27	RECORD	PCT. RANK	GAMES	SCHEDULE	OF SCHEDULE	RPI	RPI	RPI	RPI
DIV. I ONLY	24- 5	15	10- 0	124	213	42	42	28	28	
DIV. I NON-CONF.	6- 5	153	0- 0	5	17	19	19	25	25	

TOTALS	RPI 1-25	RPI 26-50	W-L RECORDS	RPI 51-100	RPI 101-999	RPI 201+				
24- 5	0- 3	3- 1	OVERALL	0- 1	21- 0	16- 0				
12- 1	0- 0	2- 1	HOME	0- 0	10- 0	8- 0				
12- 3	0- 2	1- 0	AWAY	0- 1	11- 0	8- 0				
0- 1	0- 1	0- 0	NEUTRAL	0- 0	0- 0	0- 0				
6- 5	0- 3	3- 1	NON-CONFERENCE	0- 1	3- 0	2- 0				
3- 1	0- 0	2- 1	HOME	0- 0	1- 0	1- 0				
3- 3	0- 2	1- 0	AWAY	0- 1	2- 0	1- 0				
0- 1	0- 1	0- 0	NEUTRAL	0- 0	0- 0	0- 0				
18- 0	0- 0	0- 0	CONFERENCE	0- 0	18- 0	14- 0				
9- 0	0- 0	0- 0	HOME	0- 0	9- 0	7- 0				
9- 0	0- 0	0- 0	AWAY	0- 0	9- 0	7- 0				
0- 0	0- 0	0- 0	NEUTRAL	0- 0	0- 0	0- 0				

RPI 1-25				RPI 26-50				RPI 51-100				RPI 101+			
RPI	S	Opponent	Score	RPI	S	Opponent	Score	RPI	S	Opponent	Score	RPI	S	Opponent	Score
6	A	Ohio St.	63 95	27	A	Central Mich.	84 70	61	A	Michigan St.	55 74	176	A	Marist	80 74
16	A	Iowa	67 83	31	H	Dayton	72 66					176	H	Marist	62 56
19	N	Missouri	51 66	35	H	Princeton	46 60					199	A	Siena	83 72
				37	H	Northern Colo.	60 49					199	H	Siena	68 54
												201	A	Hampton	64 58
												202	A	Richmond	81 65
												210	H	Providence	62 36
												229	A	Niagara	84 55
												229	H	Niagara	77 61
												259	A	Manhattan	80 64
												263	A	Rider	80 59
												263	H	Rider	73 66
												267	A	Fairfield	58 39
												267	H	Fairfield	77 45
												279	A	Canisius	84 55
												279	H	Canisius	64 39
												291	A	Monmouth	76 55
												291	H	Monmouth	77 57
												338	A	Iona	74 38
												338	H	Iona	90 47
												348	H	Saint Peter's	86 39

LAST 12 Division I GAMES:															
291	H	Monmouth	77 57	267	A	Fairfield	58 39								
263	A	Rider	80 59	229	A	Niagara	84 55								
176	A	Marist	80 74	279	A	Canisius	84 55								
199	A	Siena	83 72	267	H	Fairfield	77 45								
279	H	Canisius	64 39	291	A	Monmouth	76 55								
338	H	Iona	90 47	263	H	Rider	73 66								

Non-Div I Games:

Qui nni pi ac

Average RPI Win: **267**
 Average RPI Loss: **157**

WON-LOST
RECORD

WINNING
PCT. RANK

LAST 10
GAMES

STRENGTH OF
SCHEDULE

OPP. STRENGTH
OF SCHEDULE

TEAM
RPI

ADJ.
RPI

CONF.
RPI

ADJ CONF.
RPI

DIV. I ONLY	19- 7	54	9- 1	339	251	149	149	26	26
DIV. I NON-CONF.	6- 4	122	0- 0	335	105	207	207	28	28
<hr/>									
TOTALS	RPI 1-25	RPI 26-50	W-L RECORDS	RPI 51-100	RPI 101-999	RPI 201+			
19- 7	0- 0	0- 0	OVERALL	1- 3	18- 4	17- 3			
10- 1	0- 0	0- 0	HOME	1- 0	9- 1	8- 1			
7- 5	0- 0	0- 0	AWAY	0- 0	7- 2	7- 2			
2- 1	0- 0	0- 0	NEUTRAL	0- 1	2- 0	2- 0			
6- 4	0- 0	0- 0	NON-CONFERENCE	0- 2	6- 2	6- 1			
3- 0	0- 0	0- 0	HOME	0- 0	3- 0	3- 0			
1- 3	0- 0	0- 0	AWAY	0- 1	1- 2	1- 1			
2- 1	0- 0	0- 0	NEUTRAL	0- 1	2- 0	2- 0			
13- 3	0- 0	0- 0	CONFERENCE	1- 1	12- 2	11- 2			
7- 1	0- 0	0- 0	HOME	1- 0	6- 1	5- 1			
6- 2	0- 0	0- 0	AWAY	0- 1	6- 1	6- 1			
0- 0	0- 0	0- 0	NEUTRAL	0- 0	0- 0	0- 0			

RPI 1-25				RPI 26-50				RPI 51-100				RPI 101+				Team's RPI: 149
RPI	S	Opponent	Score	RPI	S	Opponent	Score	RPI	S	Opponent	Score	RPI	S	Opponent	Score	
								68	N	West Virginia	55 75	110	A	North Carolina	46 79	
								75	A	Virginia Tech	42 68	194	H	High Point	50 47	
								85	A	Liberty	56 61	218	A	Gardner-Webb	53 69	
								85	H	Liberty	52 45	218	H	Gardner-Webb	66 46	
												225	A	UNC Asheville	64 48	
												225	H	UNC Asheville	56 67	
												226	H	UNCG	56 53	
												236	N	Abilene Christian	71 65	
												251	A	Presbyterian	64 40	
												251	H	Presbyterian	93 55	
												266	N	Towson	69 66	
												269	A	Campbell	51 50	
												271	H	Appalachian St.	61 40	
												283	H	VCU	79 62	
												311	A	Charleston So.	61 56	
												311	H	Charleston So.	74 57	
												313	A	Tennessee Tech	60 41	
												317	A	Western Caro.	27 39	
												340	A	Winthrop	70 30	
												340	H	Winthrop	78 52	
												343	A	Longwood	52 33	
												343	H	Longwood	81 39	
<hr/>																
LAST 12 Division I GAMES:																
				251	A	Presbyterian	64 40	218	H	Gardner-Webb	66 46					
				343	H	Longwood	81 39	269	A	Campbell	51 50					
				340	A	Winthrop	70 30	85	A	Liberty	56 61					
				85	H	Liberty	52 45	194	H	High Point	50 47					
				311	H	Charleston So.	74 57	251	H	Presbyterian	93 55					
				225	A	UNC Asheville	64 48	343	A	Longwood	52 33					

Non-Div I Games: UVa-Wise 75 43

Radford

Loss, **Non-Conf**, **S Site**, **H Home** **A Away** **N Neutral**

Average RPI Win:	286	WON-LOST	WINNING	LAST 10	STRENGTH OF	OPP. STRENGTH	TEAM	ADJ.	CONF.	ADJ CONF.
Average RPI Loss:	164	RECORD	PCT. RANK	GAMES	SCHEDULE	OF SCHEDULE	RPI	RPI	RPI	RPI
DIV. I ONLY	3- 25	336	1- 9	227	180	333	333	12	12	
DIV. I NON-CONF.	2- 10	300	0- 0	217	259	316	316	10	10	

TOTALS	RPI 1-25	RPI 26-50	W-L RECORDS	RPI 51-100	RPI 101-999	RPI 201+				
3- 25	0- 0	0- 2	OVERALL	0- 5	3- 18	3- 9				
3- 9	0- 0	0- 1	HOME	0- 0	3- 8	3- 5				
0- 15	0- 0	0- 1	AWAY	0- 5	0- 9	0- 3				
0- 1	0- 0	0- 0	NEUTRAL	0- 0	0- 1	0- 1				
2- 10	0- 0	0- 1	NON-CONFERENCE	0- 2	2- 7	2- 3				
2- 2	0- 0	0- 1	HOME	0- 0	2- 1	2- 1				
0- 7	0- 0	0- 0	AWAY	0- 2	0- 5	0- 1				
0- 1	0- 0	0- 0	NEUTRAL	0- 0	0- 1	0- 1				
1- 15	0- 0	0- 1	CONFERENCE	0- 3	1- 11	1- 6				
1- 7	0- 0	0- 0	HOME	0- 0	1- 7	1- 4				
0- 8	0- 0	0- 1	AWAY	0- 3	0- 4	0- 2				
0- 0	0- 0	0- 0	NEUTRAL	0- 0	0- 0	0- 0				

Rhode Island

Rhode Island

RPI 1-25				RPI 26-50				RPI 51-100				RPI 101+ Team's RPI: 333			
RPI	S	Opponent	Score	RPI	S	Opponent	Score	RPI	S	Opponent	Score	RPI	S	Opponent	Score
				31	A	Dayton	58 116	61	A	Michigan St.	38 82	104	H	George Mason	53 92
				46	H	Minnesota	60 82	69	A	Penn	66 84	106	A	Dartmouth	54 70
								72	A	Duquesne	71 80	125	H	Saint Louis	66 70
								73	A	Fordham	64 76	141	A	Saint Joseph's	46 64
								96	A	George Washington	52 65	171	A	Samford	37 67
												176	A	Marist	42 64
												178	A	Davidson	67 77
												178	H	Davidson	67 79
												183	A	Jacksonville St.	53 63
												202	H	Richmond	53 74
												210	A	Providence	41 65
												243	H	La Salle	72 63
												245	H	Holy Cross	63 69
												253	A	St. Bonaventure	70 81
												253	H	St. Bonaventure	72 77
												267	H	Fairfield	62 47
												274	A	Massachusetts	50 87
												274	H	Massachusetts	59 61
												283	H	VCU	49 61
												285	N	Bryant	52 58
												347	H	UMass Lowell	81 64
LAST 12 Division I GAMES:															
				274	A	Massachusetts	50 87	178	H	Davidson	67 79				
				253	H	St. Bonaventure	72 77	274	H	Massachusetts	59 61				
				72	A	Duquesne	71 80	96	A	George Washington	52 65				
				125	H	Saint Louis	66 70	243	H	La Salle	72 63				
				141	A	Saint Joseph's	46 64	253	A	St. Bonaventure	70 81				
				73	A	Fordham	64 76	104	H	George Mason	53 92				

Non-Div I Games: Southern Conn. St. 57 62

Rhode Island

Average RPI Win:	238	WON-LOST	WINNING	LAST 10	STRENGTH OF	OPP. STRENGTH	TEAM	ADJ.	CONF.	ADJ CONF.
Average RPI Loss:	154	RECORD	PCT. RANK	GAMES	SCHEDULE	OF SCHEDULE	RPI	RPI	RPI	RPI
DIV. I ONLY	19- 7	54	6- 4	305	202	102	102	18	18	
DIV. I NON-CONF.	10- 2	32	0- 0	336	239	119	119	20	20	

TOTALS	RPI 1-25	RPI 26-50	W-L RECORDS	RPI 51-100	RPI 101-999	RPI 201+				
19- 7	0- 1	1- 0	OVERALL	0- 1	18- 5	15- 2				
11- 0	0- 0	1- 0	HOME	0- 0	10- 0	8- 0				
8- 7	0- 1	0- 0	AWAY	0- 1	8- 5	7- 2				
0- 0	0- 0	0- 0	NEUTRAL	0- 0	0- 0	0- 0				
10- 2	0- 1	0- 0	NON-CONFERENCE	0- 0	10- 1	9- 0				
5- 0	0- 0	0- 0	HOME	0- 0	5- 0	4- 0				
5- 2	0- 1	0- 0	AWAY	0- 0	5- 1	5- 0				
0- 0	0- 0	0- 0	NEUTRAL	0- 0	0- 0	0- 0				
9- 5	0- 0	1- 0	CONFERENCE	0- 1	8- 4	6- 2				
6- 0	0- 0	1- 0	HOME	0- 0	5- 0	4- 0				
3- 5	0- 0	0- 0	AWAY	0- 1	3- 4	2- 2				
0- 0	0- 0	0- 0	NEUTRAL	0- 0	0- 0	0- 0				

RPI	S	Opponent	Score	RPI	S	Opponent	Score	RPI	S	Opponent	Score	RPI	S	Opponent	Score
18	A	Texas A&M	76 82	41	H	Western Ky.	73 58	83	A	UAB	63 70	103	H	Little Rock	58 51
												105	A	Middle Tenn.	41 51
												140	A	Louisiana Tech	55 75
												153	A	Charlotte	62 55
												156	A	Kansas	65 73
												198	H	UTEP	56 42
												204	H	Columbia	67 44
												206	H	Southern Miss.	62 56
												223	A	North Texas	50 49
												224	A	A&M-Corpus Christi	67 56
												228	A	Fla. Atlantic	67 53
												247	A	Prairie View	88 68
												261	A	Grand Canyon	69 59
												269	A	UTSA	58 62
												269	H	UTSA	83 52
												278	H	Old Dominion	53 45
												301	H	Marshall	87 44
												302	A	Northern Ariz.	88 83
												305	H	Incarnate Word	60 43
												310	A	FIU	58 68
												314	H	Houston Baptist	67 45
												336	A	Sam Houston St.	79 50
												337	H	La.-Monroe	63 47
LAST 12 Division I GAMES:															
269	A	UTSA	58 62	206	H	Southern Miss.	62 56								
301	H	Marshall	87 44	278	H	Old Dominion	53 45								
105	A	Middle Tenn.	41 51	198	H	UTEP	56 42								
83	A	UAB	63 70	153	A	Charlotte	62 55								
41	H	Western Ky.	73 58	310	A	FIU	58 68								
140	A	Louisiana Tech	55 75	228	A	Fla. Atlantic	67 53								

Non-Div I Games:

Rice

R
i
c
h
m
o
n
d

Ri chmond				Through Games Of Feb. 26, 2018							
Average RPI	Win:	254	WON-LOST	WINNING	LAST 10	STRENGTH OF	OPP. STRENGTH	TEAM	ADJ.	CONF.	ADJ CONF.
Average RPI	Loss:	122	RECORD	PCT. RANK	GAMES	SCHEDULE	OF SCHEDULE	RPI	RPI	RPI	RPI
DIV. I ONLY		13- 16	205	6- 4		190	178	202	202	12	12
DIV. I NON-CONF.		5- 8	220	0- 0		161	235	202	202	10	10

TOTALS		RPI 1-25	RPI 26-50		W-L RECORDS		RPI 51-100	RPI 101-999		RPI 201+	
13- 16		0- 0	0- 2		OVERALL		1- 4	12- 10		12- 1	
2- 10		0- 0	0- 2		HOME		0- 3	2- 5		2- 1	
10- 3		0- 0	0- 0		AWAY		1- 0	9- 0		9- 0	
1- 3		0- 0	0- 0		NEUTRAL		0- 1	1- 2		1- 0	
5- 8		0- 0	0- 1		NON-CONFERENCE		0- 2	5- 5		5- 0	
0- 4		0- 0	0- 1		HOME		0- 1	0- 2		0- 0	
4- 1		0- 0	0- 0		AWAY		0- 0	4- 1		4- 0	
1- 3		0- 0	0- 0		NEUTRAL		0- 1	1- 2		1- 0	
8- 8		0- 0	0- 1		CONFERENCE		1- 2	7- 5		7- 1	
2- 6		0- 0	0- 1		HOME		0- 2	2- 3		2- 1	
6- 2		0- 0	0- 0		AWAY		1- 0	5- 2		5- 0	
0- 0		0- 0	0- 0		NEUTRAL		0- 0	0- 0		0- 0	

RPI 1-25				RPI 26-50				RPI 51-100				RPI 101+ Team's RPI: 202			
RPI	S	Opponent	Score	RPI	S	Opponent	Score	RPI	S	Opponent	Score	RPI	S	Opponent	Score
				31	H	Dayton	59 66	72	H	Duquesne	70 78	104	A	George Mason	56 77
				42	H	Qui nni pi ac	65 81	73	H	Fordham	38 43	108	H	Wake Forest	81 85
								88	H	Navy	56 76	125	H	Saint Loui s	61 79
								95	N	Wright St.	69 85	126	N	Bethune-Cookman	50 63
								96	A	George Washi ngton	49 36	141	A	Saint Joseph' s	72 81
												157	N	Flori da	80 87
												159	H	William & Mary	64 78
												178	H	Davi dson	65 68
												185	A	Stetson	67 72
												203	A	East Carolina	65 64
												204	A	Col umbi a	85 79
												243	A	La Salle	60 57
												243	H	La Salle	77 51
												253	A	St. Bonaventure	79 57
												267	A	Fai rfi eld	72 67
												274	A	Massachusetts	51 39
												274	H	Massachusetts	49 58
												278	A	Old Domi ni on	54 45
												283	A	VCU	77 68
												283	H	VCU	59 54
												333	A	Rhode Isl and	74 53
												342	N	Savannah St.	100 63
LAST 12 Di vi si on I GAMES:															
				96	A	George Washington	49 36	274	A	Massachusetts	51 39				
				274	H	Massachusetts	49 58	283	A	VCU	77 68				
				283	H	VCU	59 54	31	H	Dayton	59 66				
				253	A	St. Bonaventure	79 57	73	H	Fordham	38 43				
				243	A	La Salle	60 57	104	A	George Mason	56 77				
				72	H	Duquesne	70 78	178	H	Davi dson	65 68				

Non-Di v I Games:

Ri chmond

Loss, Non-Conf, S Site, H Home A Away N Neutral

R
i
c
h
m
o
n
d

Average RPI Win:	294	WON-LOST	WINNING	LAST 10	STRENGTH OF	OPP. STRENGTH	TEAM	ADJ.	CONF.	ADJ CONF.
Average RPI Loss:	178	RECORD	PCT. RANK	GAMES	SCHEDULE	OF SCHEDULE	RPI	RPI	RPI	RPI
DIV. I ONLY	13- 16	205	6- 4	318	303	263	263	28	28	
DIV. I NON-CONF.	3- 8	268	0- 0	285	294	291	291	25	25	

TOTALS	RPI 1-25	RPI 26-50	W-L RECORDS	RPI 51-100	RPI 101-999	RPI 201+				
13- 16	0- 0	0- 2	OVERALL	0- 2	13- 12	13- 7				
6- 7	0- 0	0- 1	HOME	0- 1	6- 5	6- 2				
7- 8	0- 0	0- 1	AWAY	0- 1	7- 6	7- 4				
0- 1	0- 0	0- 0	NEUTRAL	0- 0	0- 1	0- 1				
3- 8	0- 0	0- 0	NON-CONFERENCE	0- 2	3- 6	3- 4				
1- 3	0- 0	0- 0	HOME	0- 1	1- 2	1- 1				
2- 4	0- 0	0- 0	AWAY	0- 1	2- 3	2- 2				
0- 1	0- 0	0- 0	NEUTRAL	0- 0	0- 1	0- 1				
10- 8	0- 0	0- 2	CONFERENCE	0- 0	10- 6	10- 3				
5- 4	0- 0	0- 1	HOME	0- 0	5- 3	5- 1				
5- 4	0- 0	0- 1	AWAY	0- 0	5- 3	5- 2				
0- 0	0- 0	0- 0	NEUTRAL	0- 0	0- 0	0- 0				

R
i
d
e
rR
i
d
e
r

RPI 1-25				RPI 26-50				RPI 51-100				RPI 101+				Team's RPI: 263	
RPI	S	Opponent	Score	RPI	S	Opponent	Score	RPI	S	Opponent	Score	RPI	S	Opponent	Score		
42	A	Qui nni pi ac	66 73	42	H	Qui nni pi ac	59 80	88	A	Navy	44 63	124	A	Seton Hall	49 85		
42	H	Qui nni pi ac						93	H	Bucknel I	71 76	151	H	Binghamton	54 76		
												176	A	Marist	67 68		
												176	H	Marist	69 80		
												199	H	Siena	67 71		
												203	N	East Carol ina	63 66		
												229	A	Niagara	61 69		
												229	H	Niagara	65 58		
												230	A	Lafayette	45 60		
												243	A	La Salle	76 55		
												245	H	Holy Cross	56 83		
												259	A	Manhattan	53 50		
												259	H	Manhattan	67 51		
												267	A	Fai rfi el d	61 45		
												267	H	Fai rfi el d	57 68		
												279	A	Canisi us	62 54		
												279	H	Canisi us	70 54		
												290	A	Mt. St. Mary' s	78 82		
												291	A	Monmouth	56 63		
												292	H	Vermont	64 49		
												338	A	Iona	62 49		
												338	H	Iona	80 53		
												341	A	NJIT	79 64		
												348	A	Saint Peter' s	57 52		
												348	H	Saint Peter' s	62 52		
LAST 12 Division I GAMES:																	
259	A	Manhattan	53 50	291	A	Monmouth	56 63										
42	H	Qui nni pi ac	59 80	259	H	Manhattan	67 51										
279	A	Canisi us	62 54	267	H	Fai rfi el d	57 68										
229	A	Niagara	61 69	338	A	Iona	62 49										
338	H	Iona	80 53	176	A	Marist	67 68										
348	H	Saint Peter' s	62 52	229	H	Niagara	65 58										

Non-Div I Games:

Ri der

Average RPI Win:	259	WON-LOST	WINNING	LAST 10	STRENGTH OF	OPP. STRENGTH	TEAM	ADJ.	CONF.	ADJ CONF.
Average RPI Loss:	154	RECORD	PCT. RANK	GAMES	SCHEDULE	OF SCHEDULE	RPI	RPI	RPI	RPI
DIV. I ONLY	20- 6	42	8- 2	319	271	128	128	29	29	
DIV. I NON-CONF.	6- 4	122	0- 0	318	122	212	212	29	29	

TOTALS	RPI 1-25	RPI 26-50	W-L RECORDS	RPI 51-100	RPI 101-999	RPI 201+				
20- 6	0- 0	0- 0	OVERALL	0- 1	20- 5	17- 2				
10- 2	0- 0	0- 0	HOME	0- 0	10- 2	8- 1				
10- 3	0- 0	0- 0	AWAY	0- 1	10- 2	9- 1				
0- 1	0- 0	0- 0	NEUTRAL	0- 0	0- 1	0- 0				
6- 4	0- 0	0- 0	NON-CONFERENCE	0- 1	6- 3	4- 1				
3- 2	0- 0	0- 0	HOME	0- 0	3- 2	2- 1				
3- 1	0- 0	0- 0	AWAY	0- 1	3- 0	2- 0				
0- 1	0- 0	0- 0	NEUTRAL	0- 0	0- 1	0- 0				
14- 2	0- 0	0- 0	CONFERENCE	0- 0	14- 2	13- 1				
7- 0	0- 0	0- 0	HOME	0- 0	7- 0	6- 0				
7- 2	0- 0	0- 0	AWAY	0- 0	7- 2	7- 1				
0- 0	0- 0	0- 0	NEUTRAL	0- 0	0- 0	0- 0				

RPI 1-25				RPI 26-50				RPI 51-100				RPI 101+				Team's RPI: 128	
RPI	S	Opponent	Score	RPI	S	Opponent	Score	RPI	S	Opponent	Score	RPI	S	Opponent	Score		
								61	A	Michigan St.	58	100	112	A	Saint Francis (PA)	47	68
												112	H	Saint Francis (PA)	63	62	
												131	N	San Francisco	45	57	
												146	A	Cal Poly	66	50	
												152	H	Youngstown St.	84	52	
												162	H	Kent St.	31	46	
												207	H	Bowling Green	62	64	
												230	H	Lafayette	63	42	
												252	A	St. Francis Brooklyn	47	49	
												252	H	St. Francis Brooklyn	59	36	
												255	A	Northern Ky.	59	50	
												257	A	Sacred Heart	91	57	
												257	H	Sacred Heart	60	49	
												277	A	LIU Brooklyn	55	44	
												277	H	LIU Brooklyn	60	53	
												284	A	Fairleigh Dickinson	77	68	
												284	H	Fairleigh Dickinson	62	49	
												285	A	Bryant	67	61	
												285	H	Bryant	72	49	
												290	A	Mt. St. Mary's	77	68	
												291	H	Monmouth	56	38	
												294	A	Central Conn. St.	67	51	
												294	H	Central Conn. St.	66	47	
												332	A	Wagner	58	52	
												334	A	Delaware St.	65	42	
LAST 12 Division I GAMES:																	
294	A	Central Conn. St.	67	51	112	A	Saint Francis (PA)	47	68								
285	A	Bryant	67	61	294	H	Central Conn. St.	66	47								
257	H	Sacred Heart	60	49	285	H	Bryant	72	49								
284	H	Fairleigh Dickinson	62	49	290	A	Mt. St. Mary's	77	68								
252	A	St. Francis Brooklyn	47	49	332	A	Wagner	58	52								
277	A	LIU Brooklyn	55	44	112	H	Saint Francis (PA)	63	62								

Non-Div I Games: Clarion 67 60

Robert Morris

Loss,
Non-Conf, S Site,
H Home
A Away
N Neutral

Average RPI Win: 111

Average RPI Loss: 56

WON-LOST
RECORDWINNING
PCT. RANKLAST 10
GAMESSTRENGTH OF
SCHEDULEOPP. STRENGTH
OF SCHEDULETEAM
RPIADJ.
RPICONF.
RPIADJ CONF.
RPIDIV. I ONLY
DIV. I NON-CONF.19- 11
12- 2101
212- 8
0- 018
4711
2043
1543
153
43
4

TOTALS

RPI 1-25

RPI 26-50

W-L RECORDS

RPI 51-100

RPI 101-999

RPI 201+

19- 11

1- 5

4- 0

OVERALL

5- 4

9- 2

2- 0

13- 3

1- 2

4- 0

HOME

3- 1

5- 0

2- 0

5- 6

0- 2

0- 0

AWAY

2- 3

3- 1

0- 0

1- 2

0- 1

0- 0

NEUTRAL

0- 0

1- 1

0- 0

12- 2

1- 1

2- 0

NON-CONFERENCE

2- 0

7- 1

1- 0

8- 0

1- 0

2- 0

HOME

1- 0

4- 0

1- 0

3- 0

0- 0

0- 0

AWAY

1- 0

2- 0

0- 0

1- 2

0- 1

0- 0

NEUTRAL

0- 0

1- 1

0- 0

7- 9

0- 4

2- 0

CONFERENCE

3- 4

2- 1

1- 0

5- 3

0- 2

2- 0

HOME

2- 1

1- 0

1- 0

2- 6

0- 2

0- 0

AWAY

1- 3

1- 1

0- 0

0- 0

0- 0

0- 0

NEUTRAL

0- 0

0- 0

0- 0

RPI 1-25

RPI 26-50

Team's RPI: 43

RPI 51-100

RPI 101+

RPI	S	Opponent	Score
6	A	Ohio St.	68 90
16	H	Iowa	67 77
17	N	South Carolina	68 78
20	H	NC State	57 53
21	A	Maryland	60 88
21	H	Maryland	54 72

RPI	S	Opponent	Score
34	H	Virginia	52 43
35	H	Princeton	70 50
38	H	Michigan	63 56
46	H	Minnesota	80 70

RPI	S	Opponent	Score
54	A	Indiana	58 64
56	A	Purdue	33 47
56	H	Purdue	58 50
61	A	Michigan St.	61 58
64	H	Nebraska	42 52
66	A	James Madison	76 63
71	H	Houston	75 57
87	A	Penn St.	67 70
87	H	Penn St.	70 65

RPI	S	Opponent	Score
107	N	Washington St.	60 63
108	H	Wake Forest	65 51
117	N	Western Mich.	75 64
124	H	Seton Hall	70 45
153	A	Charlotte	77 54
170	A	Northwestern	50 63
191	A	Wisconsin	63 50
195	A	Temple	84 67
199	H	Siena	59 47
220	H	Illinois	76 37
284	H	Fairleigh Dickinson	101 35

LAST 12 Division I GAMES:

170	A	Northwestern	50 63	21	A	Maryland	60 88
16	H	Iowa	67 77	54	A	Indiana	58 64
191	A	Wisconsin	63 50	64	H	Nebraska	42 52
21	H	Maryland	54 72	87	A	Penn St.	67 70
6	A	Ohio St.	68 90	46	H	Minnesota	80 70
38	H	Michigan	63 56	56	A	Purdue	33 47

Non-Div I Games:

Rutgers

Loss,
 Non-Conf, S Site,
 H Home
A Away
 N Neutral

Average RPI Win:	258	WON-LOST	WINNING	LAST 10	STRENGTH OF	OPP. STRENGTH	TEAM	ADJ.	CONF.	ADJ CONF.
Average RPI Loss:	149	RECORD	PCT. RANK	GAMES	SCHEDULE	OF SCHEDULE	RPI	RPI	RPI	RPI
DIV. I ONLY	18- 5	39	8- 2	322	296	123	123	27	27	
DIV. I NON-CONF.	4- 3	143	0- 0	279	306	167	167	26	26	

TOTALS	RPI 1-25	RPI 26-50	W-L RECORDS	RPI 51-100	RPI 101-999	RPI 201+				
18- 5	0- 0	0- 0	OVERALL	1- 3	17- 2	15- 2				
10- 1	0- 0	0- 0	HOME	1- 1	9- 0	8- 0				
6- 4	0- 0	0- 0	AWAY	0- 2	6- 2	5- 2				
2- 0	0- 0	0- 0	NEUTRAL	0- 0	2- 0	2- 0				
4- 3	0- 0	0- 0	NON-CONFERENCE	1- 1	3- 2	3- 2				
2- 0	0- 0	0- 0	HOME	1- 0	1- 0	1- 0				
0- 3	0- 0	0- 0	AWAY	0- 1	0- 2	0- 2				
2- 0	0- 0	0- 0	NEUTRAL	0- 0	2- 0	2- 0				
14- 2	0- 0	0- 0	CONFERENCE	0- 2	14- 0	12- 0				
8- 1	0- 0	0- 0	HOME	0- 1	8- 0	7- 0				
6- 1	0- 0	0- 0	AWAY	0- 1	6- 0	5- 0				
0- 0	0- 0	0- 0	NEUTRAL	0- 0	0- 0	0- 0				

RPI 1-25				RPI 26-50				RPI 51-100				RPI 101+				Team's RPI: 123
RPI	S	Opponent	Score	RPI	S	Opponent	Score	RPI	S	Opponent	Score	RPI	S	Opponent	Score	
								59	H	South Dakota	77 55	115	A	Central Ark.	55 50	
								91	A	Kansas St.	49 74	115	H	Central Ark.	59 46	
								92	A	Lamar University	65 79	224	H	A&M-Corpus Christi	59 58	
								92	H	Lamar University	58 75	231	A	Nicholls St.	86 73	
												232	A	Montana St.	54 59	
												236	H	Abilene Christian	66 55	
												237	A	New Orleans	74 67	
												240	A	Montana	52 60	
												287	H	Southeastern La.	79 67	
												288	H	McNeese	73 58	
												296	N	Alcorn	83 79	
												305	A	Incarnate Word	75 50	
												305	H	Incarnate Word	60 49	
												307	N	Alabama St.	77 50	
												314	A	Houston Baptist	76 54	
												315	H	Coppin St.	72 59	
												335	A	Northwestern St.	70 62	
												335	H	Northwestern St.	83 48	
												336	H	Sam Houston St.	75 53	
LAST 12 Division I GAMES:																
				92	H	Lamar University	58 75	92	A	Lamar University	65 79					
				115	A	Central Ark.	55 50	314	A	Houston Baptist	76 54					
				305	A	Incarnate Word	75 50	336	H	Sam Houston St.	75 53					
				224	H	A&M-Corpus Christi	59 58	115	H	Central Ark.	59 46					
				335	H	Northwestern St.	83 48	236	H	Abilene Christian	66 55					
				288	H	McNeese	73 58	305	H	Incarnate Word	60 49					

Non-Div I Games: Howard Payne 105 35 Central Baptist 97 34 Tex. A&M-Commerce 83 61 Cent. Christian (KS) 105 32 SFA

S
I
U
E

SIUE				Through Games Of Feb. 26, 2018							
Average RPI	Win:	254	WON-LOST	WINNING	LAST 10	STRENGTH OF	OPP. STRENGTH	TEAM	ADJ.	CONF.	ADJ CONF.
Average RPI	Loss:	139	RECORD	PCT. RANK	GAMES	SCHEDULE	OF SCHEDULE	RPI	RPI	RPI	RPI
DIV. I ONLY		16- 13	144	6- 4	194	247	164	164	25	25	
DIV. I NON-CONF.		3- 8	268	0- 0	89	78	225	225	27	27	

TOTALS	RPI 1-25		RPI 26-50		W-L RECORDS	RPI 51-100		RPI 101-999		RPI 201+	
16- 13	0- 1		0- 1		OVERALL	0- 4		16- 7		11- 4	
10- 4	0- 0		0- 1		HOME	0- 1		10- 2		7- 0	
6- 8	0- 1		0- 0		AWAY	0- 3		6- 4		4- 3	
0- 1	0- 0		0- 0		NEUTRAL	0- 0		0- 1		0- 1	
3- 8	0- 1		0- 1		NON-CONFERENCE	0- 2		3- 4		1- 2	
2- 3	0- 0		0- 1		HOME	0- 0		2- 2		1- 0	
1- 4	0- 1		0- 0		AWAY	0- 2		1- 1		0- 1	
0- 1	0- 0		0- 0		NEUTRAL	0- 0		0- 1		0- 1	
13- 5	0- 0		0- 0		CONFERENCE	0- 2		13- 3		10- 2	
8- 1	0- 0		0- 0		HOME	0- 1		8- 0		6- 0	
5- 4	0- 0		0- 0		AWAY	0- 1		5- 3		4- 2	
0- 0	0- 0		0- 0		NEUTRAL	0- 0		0- 0		0- 0	

S
I
U
E

RPI 1-25				RPI 26-50				RPI 51-100				RPI 101+ Team's RPI: 164			
RPI	S	Opponent	Score	RPI	S	Opponent	Score	RPI	S	Opponent	Score	RPI	S	Opponent	Score
19	A	Missouri	48 78	27	H	Central Mich.	56 94	51	A	FGCU	49 66	121	H	Northern Ill.	75 86
								64	A	Nebraska	53 62	125	H	Saint Louis	79 72
								67	A	Belmont	64 86	158	A	Southern Ill.	57 53
								67	H	Belmont	55 72	177	A	UT Martin	64 72
												177	H	UT Martin	73 70
												183	H	Jacksonville St.	65 41
												185	H	Stetson	61 65
												187	A	Morehead St.	66 51
												216	N	Akron	58 59
												219	A	Southeast Mo. St.	62 72
												219	H	Southeast Mo. St.	65 57
												242	A	Austin Peay	61 38
												242	H	Austin Peay	67 55
												248	A	Illinois St.	47 62
												297	A	Murray St.	75 70
												297	H	Murray St.	77 68
												309	H	Air Force	76 40
												312	A	Eastern Ky.	62 60
												313	H	Tennessee Tech	65 58
												329	A	Tennessee St.	88 76
												329	H	Tennessee St.	74 63
												346	A	Eastern Ill.	72 76
												346	H	Eastern Ill.	62 52
LAST 12 Division I GAMES:															
346	A	Eastern Ill.	72 76	183	H	Jacksonville St.	65 41								
242	H	Austin Peay	67 55	313	H	Tennessee Tech	65 58								
219	A	Southeast Mo. St.	62 72	67	A	Belmont	64 86								
177	A	UT Martin	64 72	329	A	Tennessee St.	88 76								
297	H	Murray St.	77 68	177	H	UT Martin	73 70								
346	H	Eastern Ill.	62 52	219	H	Southeast Mo. St.	65 57								

Non-Div I Games:

SIUE

SMU				Through Games Of Feb. 26, 2018							
Average RPI Win:		214	WON-LOST	WINNING	LAST 10	STRENGTH OF	OPP. STRENGTH	TEAM	ADJ.	CONF.	ADJ CONF.
Average RPI Loss:		104	RECORD	PCT. RANK	GAMES	SCHEDULE	OF SCHEDULE	RPI	RPI	RPI	RPI
DIV. I ONLY			10- 19	255	3- 7	88	94	208	208	8	8
DIV. I NON-CONF.			6- 7	184	0- 0	121	217	168	168	7	7

TOTALS		RPI 1-25		RPI 26-50		W-L RECORDS	RPI 51-100	RPI 101-999		RPI 201+	
10- 19		0- 3		0- 3		OVERALL	0- 4	10- 9		7- 3	
8- 6		0- 1		0- 1		HOME	0- 2	8- 2		6- 0	
1- 13		0- 2		0- 2		AWAY	0- 2	1- 7		0- 3	
1- 0		0- 0		0- 0		NEUTRAL	0- 0	1- 0		1- 0	
6- 7		0- 1		0- 1		NON-CONFERENCE	0- 2	6- 3		5- 2	
5- 1		0- 0		0- 0		HOME	0- 1	5- 0		4- 0	
0- 6		0- 1		0- 1		AWAY	0- 1	0- 3		0- 2	
1- 0		0- 0		0- 0		NEUTRAL	0- 0	1- 0		1- 0	
4- 12		0- 2		0- 2		CONFERENCE	0- 2	4- 6		2- 1	
3- 5		0- 1		0- 1		HOME	0- 1	3- 2		2- 0	
1- 7		0- 1		0- 1		AWAY	0- 1	1- 4		0- 1	
0- 0		0- 0		0- 0		NEUTRAL	0- 0	0- 0		0- 0	

RPI 1-25				RPI 26-50				RPI 51-100				RPI 101+ Team's RPI: 208			
RPI	S	Opponent	Score	RPI	S	Opponent	Score	RPI	S	Opponent	Score	RPI	S	Opponent	Score
2	H	UConn	36 80	30	A	Oklahoma	75 87	71	A	Houston	56 60	118	H	Cincinnati	40 58
14	A	South Fla.	54 64	44	A	UCF	43 58	71	H	Houston	75 85	129	A	Tulane	46 52
18	A	Texas A&M	57 79	44	H	UCF	42 60	78	H	TCU	58 64	132	A	Wichita St.	43 66
								86	A	Alabama	44 59	132	H	Wichita St.	45 52
												133	H	Loyola Marymount	63 60
												169	A	UT Arlington	55 58
												189	A	Memphis	53 35
												195	A	Temple	52 55
												195	H	Temple	60 56
												203	A	East Carolina	47 76
												203	H	East Carolina	65 51
												205	H	CSU Bakersfield	41 29
												209	H	Tulsa	74 70
												217	A	Nevada	72 80
												223	A	North Texas	40 47
												231	H	Nicholls St.	68 61
												236	H	Abilene Christian	65 44
												246	N	UC Riverside	73 51
												288	H	McNeese	65 59

LAST 12 Division I GAMES:															
129	A	Tulane	46 52	203	A	East Carolina	47 76								
2	H	UConn	36 80	195	H	Temple	60 56								
132	H	Wichita St.	45 52	71	A	Houston	56 60								
14	A	South Fla.	54 64	118	H	Cincinnati	40 58								
189	A	Memphis	53 35	44	A	UCF	43 58								
209	H	Tulsa	74 70	132	A	Wichita St.	43 66								

Non-Div I Games:

SMU

Average RPI Win:	239	WON-LOST	WINNING	LAST 10	STRENGTH OF	OPP. STRENGTH	TEAM	ADJ.	CONF.	ADJ CONF.
Average RPI Loss:	145	RECORD	PCT. RANK	GAMES	SCHEDULE	OF SCHEDULE	RPI	RPI	RPI	RPI
DIV. I ONLY	5- 21	319	3- 7	138	196	289	289	19	19	
DIV. I NON-CONF.	1- 9	318	0- 0	80	62	253	253	14	14	

TOTALS	RPI 1-25	RPI 26-50	W-L RECORDS	RPI 51-100	RPI 101-999	RPI 201+				
5- 21	0- 0	0- 0	OVERALL	0- 5	5- 16	4- 4				
4- 5	0- 0	0- 0	HOME	0- 0	4- 5	3- 1				
0- 14	0- 0	0- 0	AWAY	0- 4	0- 10	0- 3				
1- 2	0- 0	0- 0	NEUTRAL	0- 1	1- 1	1- 0				
1- 9	0- 0	0- 0	NON-CONFERENCE	0- 5	1- 4	1- 1				
0- 0	0- 0	0- 0	HOME	0- 0	0- 0	0- 0				
0- 7	0- 0	0- 0	AWAY	0- 4	0- 3	0- 1				
1- 2	0- 0	0- 0	NEUTRAL	0- 1	1- 1	1- 0				
4- 12	0- 0	0- 0	CONFERENCE	0- 0	4- 12	3- 3				
4- 5	0- 0	0- 0	HOME	0- 0	4- 5	3- 1				
0- 7	0- 0	0- 0	AWAY	0- 0	0- 7	0- 2				
0- 0	0- 0	0- 0	NEUTRAL	0- 0	0- 0	0- 0				

RPI 1-25				RPI 26-50				RPI 51-100				RPI 101+				Team's RPI: 289
RPI	S	Opponent	Score	RPI	S	Opponent	Score	RPI	S	Opponent	Score	RPI	S	Opponent	Score	
								52	N	Miami (FL)	56 82	121	N	Northern Ill.	75 84	
								57	A	Arizona St.	58 106	131	A	San Francisco	76 90	
								58	A	UC Davis	72 79	134	A	Idaho St.	71 83	
								68	A	West Virginia	47 101	134	H	Idaho St.	71 85	
								89	A	Kentucky	70 101	137	A	Portland St.	73 74	
												137	H	Portland St.	72 81	
												144	A	Eastern Wash.	76 83	
												144	H	Eastern Wash.	72 83	
												148	A	Idaho	66 101	
												148	H	Idaho	79 64	
												154	A	Weber St.	73 86	
												154	H	Weber St.	56 78	
												187	A	Morehead St.	71 75	
												217	A	Nevada	68 95	
												232	A	Montana St.	50 85	
												232	H	Montana St.	88 77	
												240	A	Montana	59 68	
												240	H	Montana	79 64	
												246	N	UC Riverside	99 72	
												302	H	Northern Ari z.	90 95	
												330	H	Southern Utah	79 77	

LAST 12 Division I GAMES:																
				330	H	Southern Utah	79 77	148	A	Idaho	66 101					
				302	H	Northern Ari z.	90 95	144	A	Eastern Wash.	76 83					
				154	A	Weber St.	73 86	137	H	Portland St.	72 81					
				134	A	Idaho St.	71 83	134	H	Idaho St.	71 85					
				240	H	Montana	79 64	154	H	Weber St.	56 78					
				232	H	Montana St.	88 77	232	A	Montana St.	50 85					

Non-Div I Games: Antelope Valley 95 62

Sacramento St.

Sacred Heart

Through Games Of Feb. 26, 2018

Average RPI Win:	263	WON-LOST	WINNING	LAST 10	STRENGTH OF	OPP. STRENGTH	TEAM	ADJ.	CONF.	ADJ CONF.
Average RPI Loss:	201	RECORD	PCT. RANK	GAMES	SCHEDULE	OF SCHEDULE	RPI	RPI	RPI	RPI
DIV. I ONLY	12- 16	217	6- 4	287	319	257	257	29	29	
DIV. I NON-CONF.	4- 7	226	0- 0	213	282	246	246	29	29	

TOTALS	RPI 1-25	RPI 26-50	W-L RECORDS	RPI 51-100	RPI 101-999	RPI 201+				
12- 16	0- 1	0- 0	OVERALL	0- 1	12- 14	10- 8				
7- 6	0- 0	0- 0	HOME	0- 0	7- 6	6- 3				
5- 10	0- 1	0- 0	AWAY	0- 1	5- 8	4- 5				
0- 0	0- 0	0- 0	NEUTRAL	0- 0	0- 0	0- 0				
4- 7	0- 1	0- 0	NON-CONFERENCE	0- 1	4- 5	3- 2				
3- 2	0- 0	0- 0	HOME	0- 0	3- 2	2- 1				
1- 5	0- 1	0- 0	AWAY	0- 1	1- 3	1- 1				
0- 0	0- 0	0- 0	NEUTRAL	0- 0	0- 0	0- 0				
8- 9	0- 0	0- 0	CONFERENCE	0- 0	8- 9	7- 6				
4- 4	0- 0	0- 0	HOME	0- 0	4- 4	4- 2				
4- 5	0- 0	0- 0	AWAY	0- 0	4- 5	3- 4				
0- 0	0- 0	0- 0	NEUTRAL	0- 0	0- 0	0- 0				

RPI 1-25				RPI 26-50				RPI 51-100				RPI 101+ Team's RPI: 257			
RPI	S	Opponent	Score	RPI	S	Opponent	Score	RPI	S	Opponent	Score	RPI	S	Opponent	Score
7	A	Florida St.	52 101					55	A	Harvard	62 70	112	A	Saint Francis (PA)	69 68
												112	H	Saint Francis (PA)	48 89
												128	A	Robert Morris	49 60
												128	H	Robert Morris	57 91
												179	A	Brown	77 102
												184	H	Lehigh	65 55
												186	H	New Hampshire	47 74
												199	A	Siena	57 62
												210	H	Providence	78 75
												238	H	Hofstra	81 86
												252	A	St. Francis Brooklyn	48 63
												252	H	St. Francis Brooklyn	66 60
												259	H	Manhattan	65 61
												277	A	LIU Brooklyn	50 46
												277	H	LIU Brooklyn	63 43
												284	A	Fairleigh Dickinson	59 69
												285	A	Bryant	56 60
												285	H	Bryant	73 81
												290	A	Mt. St. Mary's	82 52
												290	H	Mt. St. Mary's	56 44
												291	A	Monmouth	64 69
												294	A	Central Conn. St.	59 69
												294	H	Central Conn. St.	71 73
												332	A	Wagner	72 55
												332	H	Wagner	61 49
												344	A	Florida A&M	73 68
LAST 12 Division I GAMES:															
277	H	LIU Brooklyn	63 43	285	A	Bryant	56 60	294	H	Central Conn. St.	71 73				
252	H	St. Francis Brooklyn	66 60	252	A	St. Francis Brooklyn	48 63	277	A	LIU Brooklyn	50 46				
128	A	Robert Morris	49 60	284	A	Fairleigh Dickinson	59 69	285	H	Bryant	73 81				
112	A	Saint Francis (PA)	69 68												
290	H	Mt. St. Mary's	56 44												
332	H	Wagner	61 49												

Non-Div I Games:

Sacred Heart

Loss,
Non-Conf,
S Site,
H Home
A Away
N Neutral

Average RPI Win:	259	WON-LOST	WINNING	LAST 10	STRENGTH OF	OPP. STRENGTH	TEAM	ADJ.	CONF.	ADJ CONF.
Average RPI Loss:	143	RECORD	PCT. RANK	GAMES	SCHEDULE	OF SCHEDULE	RPI	RPI	RPI	RPI
DIV. I ONLY	18- 9	79	9- 1	224	278	112	112	29	29	
DIV. I NON-CONF.	4- 7	226	0- 0	142	132	171	171	29	29	

TOTALS	RPI 1-25	RPI 26-50	W-L RECORDS	RPI 51-100	RPI 101-999	RPI 201+				
18- 9	0- 0	0- 1	OVERALL	0- 2	18- 6	15- 3				
8- 2	0- 0	0- 0	HOME	0- 0	8- 2	6- 1				
9- 6	0- 0	0- 1	AWAY	0- 2	9- 2	8- 0				
1- 1	0- 0	0- 0	NEUTRAL	0- 0	1- 1	1- 1				
4- 7	0- 0	0- 1	NON-CONFERENCE	0- 2	4- 4	2- 2				
1- 1	0- 0	0- 0	HOME	0- 0	1- 1	0- 0				
2- 5	0- 0	0- 1	AWAY	0- 2	2- 2	1- 1				
1- 1	0- 0	0- 0	NEUTRAL	0- 0	1- 1	1- 1				
14- 2	0- 0	0- 0	CONFERENCE	0- 0	14- 2	13- 1				
7- 1	0- 0	0- 0	HOME	0- 0	7- 1	6- 1				
7- 1	0- 0	0- 0	AWAY	0- 0	7- 1	7- 0				
0- 0	0- 0	0- 0	NEUTRAL	0- 0	0- 0	0- 0				

RPI 1-25				RPI 26-50				RPI 51-100				RPI 101+ Team's RPI: 112			
RPI	S	Opponent	Score	RPI	S	Opponent	Score	RPI	S	Opponent	Score	RPI	S	Opponent	Score
				39	A	Gonzaga	74 97	63	A	Toledo	66 74	118	A	Cincinnati	77 73
								72	A	Duquesne	68 87	128	A	Robert Morris	62 63
												128	H	Robert Morris	68 47
												145	A	Boise St.	59 87
												152	H	Youngstown St.	79 65
												159	H	William & Mary	86 92
												204	A	Columbia	81 94
												219	N	Southeast Mo. St.	50 82
												252	A	St. Francis Brooklyn	94 71
												252	H	St. Francis Brooklyn	90 75
												257	A	Sacred Heart	89 48
												257	H	Sacred Heart	68 69
												277	A	LIU Brooklyn	85 54
												277	H	LIU Brooklyn	101 71
												278	N	Old Dominion	79 68
												284	A	Fairleigh Dickinson	80 56
												284	H	Fairleigh Dickinson	80 61
												285	A	Bryant	94 78
												285	H	Bryant	87 69
												290	H	Mt. St. Mary's	92 88
												294	A	Central Conn. St.	85 75
												294	H	Central Conn. St.	87 59
												316	A	Portland	106 101
												332	A	Wagner	79 76
LAST 12 Division I GAMES:															
				285	A	Bryant	94 78	128	H	Robert Morris	68 47				
				294	A	Central Conn. St.	85 75	285	H	Bryant	87 69				
				284	H	Fairleigh Dickinson	80 61	294	H	Central Conn. St.	87 59				
				257	H	Sacred Heart	68 69	332	A	Wagner	79 76				
				277	A	LIU Brooklyn	85 54	290	H	Mt. St. Mary's	92 88				
				252	A	St. Francis Brooklyn	94 71	128	A	Robert Morris	62 63				

Non-Div I Games: Seton Hill 103 71

Saint Francis (PA)

Average RPI Win:	216	WON-LOST	WINNING	LAST 10	STRENGTH OF	OPP. STRENGTH	TEAM	ADJ.	CONF.	ADJ CONF.
Average RPI Loss:	116	RECORD	PCT. RANK	GAMES	SCHEDULE	OF SCHEDULE	RPI	RPI	RPI	RPI
DIV. I ONLY	15- 13	155	6- 4	164	138	141	141	12	12	
DIV. I NON-CONF.	5- 7	212	0- 0	149	152	169	169	10	10	

TOTALS	RPI 1-25	RPI 26-50	W-L RECORDS	RPI 51-100	RPI 101-999	RPI 201+				
15- 13	0- 0	0- 4	OVERALL	4- 3	11- 6	10- 2				
6- 6	0- 0	0- 2	HOME	0- 3	6- 1	6- 0				
9- 6	0- 0	0- 1	AWAY	4- 0	5- 5	4- 2				
0- 1	0- 0	0- 1	NEUTRAL	0- 0	0- 0	0- 0				
5- 7	0- 0	0- 3	NON-CONFERENCE	2- 1	3- 3	3- 1				
2- 2	0- 0	0- 1	HOME	0- 1	2- 0	2- 0				
3- 4	0- 0	0- 1	AWAY	2- 0	1- 3	1- 1				
0- 1	0- 0	0- 1	NEUTRAL	0- 0	0- 0	0- 0				
10- 6	0- 0	0- 1	CONFERENCE	2- 2	8- 3	7- 1				
4- 4	0- 0	0- 1	HOME	0- 2	4- 1	4- 0				
6- 2	0- 0	0- 0	AWAY	2- 0	4- 2	3- 1				
0- 0	0- 0	0- 0	NEUTRAL	0- 0	0- 0	0- 0				

RPI 1-25				RPI 26-50				RPI 51-100				RPI 101+				Team's RPI: 141	
RPI	S	Opponent	Score	RPI	S	Opponent	Score	RPI	S	Opponent	Score	RPI	S	Opponent	Score		
26	A	Villanova	44 79	26	A	Villanova	44 79	66	A	James Madison	73 66	104	H	George Mason	57 65		
31	H	Dayton	59 65	31	H	Dayton	59 65	69	H	Penn	50 57	125	A	Saint Louis	73 96		
35	N	Princeton	54 63	35	N	Princeton	54 63	72	A	Duquesne	69 50	157	A	Florida	51 71		
49	H	Drexel	58 65	49	H	Drexel	58 65	72	H	Duquesne	42 61	178	A	Davidson	64 62		
								73	A	Fordham	52 50	195	A	Temple	66 69		
								93	A	Bucknell	77 53	202	H	Richmond	81 72		
								96	H	George Washington	46 49	229	A	Niagara	93 69		
												243	A	La Salle	75 64		
												243	H	La Salle	70 49		
												253	A	St. Bonaventure	70 64		
												266	A	Towson	66 90		
												274	A	Massachusetts	84 79		
												283	A	VCU	54 56		
												283	H	VCU	79 41		
												333	H	Rhode Island	64 46		
												346	H	Eastern Ill.	80 62		
												348	H	Saint Peter's	87 58		
LAST 12 Division I GAMES:																	
				73	A	Fordham	52 50					104	H	George Mason	57 65		
				96	H	George Washington	46 49					283	A	VCU	54 56		
				243	H	La Salle	70 49					243	A	La Salle	75 64		
				178	A	Davidson	64 62					72	H	Duquesne	42 61		
				72	A	Duquesne	69 50					125	A	Saint Louis	73 96		
				333	H	Rhode Island	64 46					274	A	Massachusetts	84 79		

Non-Div I Games:

Saint Joseph's

Average RPI Win:	179	WON-LOST	WINNING	LAST 10	STRENGTH OF	OPP. STRENGTH	TEAM	ADJ.	CONF.	ADJ CONF.
Average RPI Loss:	108	RECORD	PCT. RANK	GAMES	SCHEDULE	OF SCHEDULE	RPI	RPI	RPI	RPI
DIV. I ONLY	15- 14	171	5- 5	105	95	125	125	12	12	
DIV. I NON-CONF.	6- 7	184	0- 0	130	30	149	149	10	10	

TOTALS	RPI 1-25	RPI 26-50	W-L RECORDS	RPI 51-100	RPI 101-999	RPI 201+				
15- 14	0- 3	1- 1	OVERALL	2- 3	12- 7	7- 2				
9- 4	0- 0	1- 0	HOME	1- 2	7- 2	4- 0				
4- 9	0- 1	0- 1	AWAY	1- 1	3- 1	3- 0				
2- 1	0- 1	0- 0	NEUTRAL	0- 0	2- 0	0- 0				
6- 7	0- 3	0- 0	NON-CONFERENCE	0- 0	6- 4	3- 0				
3- 2	0- 0	0- 0	HOME	0- 0	3- 2	2- 0				
1- 4	0- 2	0- 0	AWAY	0- 0	1- 2	1- 0				
2- 1	0- 1	0- 0	NEUTRAL	0- 0	2- 0	0- 0				
9- 7	0- 0	1- 1	CONFERENCE	2- 3	6- 3	4- 2				
6- 2	0- 0	1- 0	HOME	1- 2	4- 0	2- 0				
3- 5	0- 0	0- 1	AWAY	1- 1	2- 3	2- 2				
0- 0	0- 0	0- 0	NEUTRAL	0- 0	0- 0	0- 0				

RPI 1-25				RPI 26-50				RPI 51-100				RPI 101+ Team's RPI: 125			
RPI	S	Opponent	Score	RPI	S	Opponent	Score	RPI	S	Opponent	Score	RPI	S	Opponent	Score
19	A	Missouri	58 70	31	A	Dayton	76 101	72	H	Duquesne	66 76	103	H	Little Rock	48 45
23	A	DePaul	78 86	31	H	Dayton	85 72	73	A	Fordham	63 66	104	A	George Mason	72 81
25	N	LSU	59 71					73	H	Fordham	91 85	107	A	Washington St.	63 85
								96	A	George Washington	72 69	109	N	Cleveland St.	80 64
								96	H	George Washington	58 71	133	H	Loyola Marymount	60 62
												136	H	Vanderbilt	69 74
												141	H	Saint Joseph's	96 73
												164	A	SIUE	72 79
												165	N	Ole Miss	79 64
												178	H	Davidson	88 72
												202	A	Richmond	79 61
												209	H	Tulsa	77 66
												243	A	La Salle	76 87
												253	H	St. Bonaventure	78 55
												258	A	Indiana St.	60 59
												262	H	Lipscomb	101 57
												274	H	Massachusetts	64 63
												283	A	VCU	84 88
												333	A	Rhode Island	70 66

LAST 12 Division I GAMES:															
				31	H	Dayton	85 72	178	H	Davidson	88 72				
				283	A	VCU	84 88	73	H	Fordham	91 85				
				96	H	George Washington	58 71	96	A	George Washington	72 69				
				72	H	Duquesne	66 76	104	A	George Mason	72 81				
				333	A	Rhode Island	70 66	141	H	Saint Joseph's	96 73				
				243	A	La Salle	76 87	274	H	Massachusetts	64 63				

Non-Div I Games:

Saint Louis

Saint Mary's (CA)

Through Games Of Feb. 26, 2018

Average RPI Win:	177	WON-LOST	WINNING	LAST 10	STRENGTH OF	OPP. STRENGTH	TEAM	ADJ.	CONF.	ADJ CONF.
Average RPI Loss:	113	RECORD	PCT. RANK	GAMES	SCHEDULE	OF SCHEDULE	RPI	RPI	RPI	RPI
DIV. I ONLY	20- 9	68	7- 3	113	106	74	74	14	14	
DIV. I NON-CONF.	7- 4	102	0- 0	43	36	50	50	11	11	

TOTALS	RPI 1-25	RPI 26-50	W-L RECORDS	RPI 51-100	RPI 101-999	RPI 201+				
20- 9	0- 0	1- 2	OVERALL	1- 2	18- 5	5- 1				
11- 3	0- 0	0- 1	HOME	1- 1	10- 1	3- 0				
7- 6	0- 0	1- 1	AWAY	0- 1	6- 4	2- 1				
2- 0	0- 0	0- 0	NEUTRAL	0- 0	2- 0	0- 0				
7- 4	0- 0	0- 1	NON-CONFERENCE	1- 2	6- 1	0- 0				
4- 1	0- 0	0- 0	HOME	1- 1	3- 0	0- 0				
1- 3	0- 0	0- 1	AWAY	0- 1	1- 1	0- 0				
2- 0	0- 0	0- 0	NEUTRAL	0- 0	2- 0	0- 0				
13- 5	0- 0	1- 1	CONFERENCE	0- 0	12- 4	5- 1				
7- 2	0- 0	0- 1	HOME	0- 0	7- 1	3- 0				
6- 3	0- 0	1- 0	AWAY	0- 0	5- 3	2- 1				
0- 0	0- 0	0- 0	NEUTRAL	0- 0	0- 0	0- 0				

RPI 1-25				RPI 26-50				RPI 51-100				Team's RPI : 74				RPI 101+			
RPI	S	Opponent	Score	RPI	S	Opponent	Score	RPI	S	Opponent	Score	RPI	S	Opponent	Score	RPI	S	Opponent	Score
39	A	Gonzaga	72 56	39	H	Gonzaga	65 73	54	H	Indiana	88 82	101	A	Utah	63 74				
39	H	Gonzaga		40	A	Cal i forni a	80 87	56	A	Purdue	60 70	107	H	Washington St.	81 75				
								58	H	UC Davis	50 74	131	A	San Franci sco	73 59				
												131	H	San Franci sco	72 64				
												133	A	Loyol a Marymount	57 69				
												133	H	Loyol a Marymount	65 75				
												142	A	BYU	54 63				
												142	H	BYU	57 49				
												144	N	Eastern Wash.	76 56				
												145	A	Boi se St.	74 72				
												146	H	Cal Poly	82 64				
												177	N	UT Martin	69 58				
												188	A	San Di ego	75 53				
												188	H	San Di ego	66 57				
												192	A	Paci fi c	70 69				
												192	H	Paci fi c	96 88				
												193	H	UC Santa Barbara	89 59				
												244	A	Pepperdi ne	82 75				
												244	H	Pepperdi ne	75 62				
												280	A	Santa Clara	72 51				
												280	H	Santa Clara	59 46				
												316	A	Portl and	65 68				
												316	H	Portl and	77 49				
LAST 12 Di vi si on I GAMES:																			
280	A	Santa Clara	72 51	188	H	San Di ego	66 57												
244	A	Pepperdi ne	82 75	131	A	San Franci sco	73 59												
316	H	Portl and	77 49	316	A	Portl and	65 68												
131	H	San Franci sco	72 64	142	A	BYU	54 63												
39	A	Gonzaga	72 56	192	H	Paci fi c	96 88												
133	H	Loyol a Marymount	65 75	39	H	Gonzaga	65 73												

Non-Di v I Games:

Saint Mary's (CA)

■ Loss,
 ■ Non-Conf,
 ■ S Site,
 ■ Home
 ■ Away
 N Neutral

Average RPI Win:	244	WON-LOST	WINNING	LAST 10	STRENGTH OF	OPP. STRENGTH	TEAM	ADJ.	CONF.	ADJ CONF.
Average RPI Loss:	240	RECORD	PCT. RANK	GAMES	SCHEDULE	OF SCHEDULE	RPI	RPI	RPI	RPI
DIV. I ONLY	4- 25	328	1- 9	341	329	348	348	28	28	
DIV. I NON-CONF.	3- 8	268	0- 0	310	340	314	314	25	25	

TOTALS	RPI 1-25	RPI 26-50	W-L RECORDS	RPI 51-100	RPI 101-999	RPI 201+				
4- 25	0- 0	0- 1	OVERALL	0- 0	4- 24	3- 18				
2- 11	0- 0	0- 0	HOME	0- 0	2- 11	2- 8				
1- 14	0- 0	0- 1	AWAY	0- 0	1- 12	1- 9				
1- 0	0- 0	0- 0	NEUTRAL	0- 0	1- 0	0- 0				
3- 8	0- 0	0- 0	NON-CONFERENCE	0- 0	3- 8	2- 5				
1- 3	0- 0	0- 0	HOME	0- 0	1- 3	1- 2				
1- 5	0- 0	0- 0	AWAY	0- 0	1- 5	1- 3				
1- 0	0- 0	0- 0	NEUTRAL	0- 0	1- 0	0- 0				
1- 17	0- 0	0- 1	CONFERENCE	0- 0	1- 16	1- 13				
1- 8	0- 0	0- 0	HOME	0- 0	1- 8	1- 6				
0- 9	0- 0	0- 1	AWAY	0- 0	0- 8	0- 7				
0- 0	0- 0	0- 0	NEUTRAL	0- 0	0- 0	0- 0				

RPI 1-25				RPI 26-50				RPI 51-100				RPI 101+				Team's RPI: 348
RPI	S	Opponent	Score	RPI	S	Opponent	Score	RPI	S	Opponent	Score	RPI	S	Opponent	Score	
				42	A	Quinnipiac	39 86					114	N	Delaware	90 87	
												124	A	Seton Hall	49 91	
												127	H	Yale	49 70	
												141	A	Saint Joseph's	58 87	
												176	H	Marist	53 86	
												199	A	Siena	36 70	
												199	H	Siena	59 62	
												229	A	Niagara	54 64	
												229	H	Niagara	52 87	
												230	H	Lafayette	64 61	
												252	H	St. Francis Brooklyn	49 64	
												259	A	Manhattan	64 76	
												259	H	Manhattan	39 60	
												263	A	Rider	52 62	
												263	H	Rider	52 57	
												267	A	Fairfield	41 62	
												267	H	Fairfield	40 62	
												274	A	Massachusetts	65 81	
												277	A	LIU Brooklyn	46 57	
												279	A	Canisius	49 52	
												279	H	Canisius	53 66	
												284	A	Fairleigh Dickinson	59 69	
												291	A	Monmouth	44 51	
												291	H	Monmouth	67 47	
												338	A	Iona	42 52	
												338	H	Iona	31 55	
												341	A	NJIT	59 52	
												347	H	UMass Lowell	60 66	

LAST 12 Division I GAMES:																
				199	A	Siena	36 70	229	A	Niagara	54 64					
				259	H	Manhattan	39 60	199	H	Siena	59 62					
				267	H	Fairfield	40 62	338	A	Iona	42 52					
				338	H	Iona	31 55	291	H	Monmouth	67 47					
				263	A	Rider	52 62	229	H	Niagara	52 87					
				279	A	Canisius	49 52	279	H	Canisius	53 66					

Non-Div I Games:

Saint Peter's

Average RPI Win:	304	WON-LOST	WINNING	LAST 10	STRENGTH OF	OPP. STRENGTH	TEAM	ADJ.	CONF.	ADJ CONF.
Average RPI Loss:	201	RECORD	PCT. RANK	GAMES	SCHEDULE	OF SCHEDULE	RPI	RPI	RPI	RPI
DIV. I ONLY	2- 21	341	1- 9	230	337	336	336	27	27	
DIV. I NON-CONF.	1- 6	306	0- 0	51	344	274	274	26	26	

TOTALS	RPI 1-25	RPI 26-50	W-L RECORDS	RPI 51-100	RPI 101-999	RPI 201+				
2- 21	0- 1	0- 0	OVERALL	0- 2	2- 18	2- 13				
1- 10	0- 0	0- 0	HOME	0- 1	1- 9	1- 7				
1- 11	0- 0	0- 0	AWAY	0- 0	1- 2	1- 2				
0- 0	0- 0	0- 0	NEUTRAL	0- 0	0- 0	0- 0				
1- 6	0- 1	0- 0	NON-CONFERENCE	0- 0	1- 5	1- 2				
1- 3	0- 0	0- 0	HOME	0- 0	1- 3	1- 1				
0- 3	0- 1	0- 0	AWAY	0- 0	0- 2	0- 1				
0- 0	0- 0	0- 0	NEUTRAL	0- 0	0- 0	0- 0				
1- 15	0- 0	0- 0	CONFERENCE	0- 2	1- 13	1- 11				
0- 7	0- 0	0- 0	HOME	0- 1	0- 6	0- 6				
1- 8	0- 0	0- 0	AWAY	0- 1	1- 7	1- 5				
0- 0	0- 0	0- 0	NEUTRAL	0- 0	0- 0	0- 0				

RPI	S	Opponent	Score	RPI	S	Opponent	Score	RPI	S	Opponent	Score	RPI	S	Opponent	Score
25	A	LSU	58 71					92	A	Lamar Uni versi ty	44 91	102	H	Ri ce	50 79
								92	H	Lamar Uni versi ty	44 68	115	A	Central Ark.	44 69
												123	A	SFA	53 75
												139	A	Arkansas	54 65
												143	H	Texas St.	41 73
												206	A	Southern Miss.	38 58
												224	A	A&M-Corpus Christi	48 62
												224	H	A&M-Corpus Christi	57 67
												231	H	Nicholls St.	65 70
												234	H	Texas Southern	58 77
												236	A	Abilene Christian	65 83
												236	H	Abilene Christian	72 75
												237	A	New Orleans	50 77
												287	A	Southeastern La.	57 52
												288	H	McNeese	63 66
												305	H	Incarnate Word	49 56
												314	A	Houston Baptist	62 65
												314	H	Houston Baptist	61 69
												320	H	Jackson St.	74 68
												335	A	Northwestern St.	60 63
LAST 12 Division I GAMES:															
237	A	New Orleans	50 77	288	H	McNeese	63 66	123	A	SFA	53 75	287	A	Southeastern La.	57 52
314	A	Houston Baptist	62 65	123	A	SFA	53 75	92	A	Lamar University	44 91	335	A	Northwestern St.	60 63
231	H	Nicholls St.	65 70	287	A	Southeastern La.	57 52	314	H	Houston Baptist	61 69				
92	H	Lamar University	44 68	92	A	Lamar University	44 91								
224	A	A&M-Corpus Christi	48 62	335	A	Northwestern St.	60 63								
236	H	Abilene Christian	72 75	314	H	Houston Baptist	61 69								

Non-Div I Games: Wiley 80 41 St. Thomas Houston 68 66

Sam Houston St.

Average RPI Win:	230	WON-LOST	WINNING	LAST 10	STRENGTH OF	OPP. STRENGTH	TEAM	ADJ.	CONF.	ADJ CONF.
Average RPI Loss:	111	RECORD	PCT. RANK	GAMES	SCHEDULE	OF SCHEDULE	RPI	RPI	RPI	RPI
DIV. I ONLY	13- 15	199	5- 5	109	184	171	171	17	17	
DIV. I NON-CONF.	7- 7	170	0- 0	64	185	126	126	17	17	

TOTALS	RPI 1-25	RPI 26-50	W-L RECORDS	RPI 51-100	RPI 101-999	RPI 201+				
13- 15	0- 2	1- 0	OVERALL	0- 6	12- 7	8- 1				
10- 4	0- 0	1- 0	HOME	0- 2	9- 2	6- 0				
2- 10	0- 0	0- 0	AWAY	0- 0	2- 0	2- 0				
1- 1	0- 0	0- 0	NEUTRAL	0- 0	1- 1	0- 0				
7- 7	0- 2	1- 0	NON-CONFERENCE	0- 2	6- 3	3- 0				
6- 1	0- 0	1- 0	HOME	0- 0	5- 1	3- 0				
0- 5	0- 2	0- 0	AWAY	0- 2	0- 1	0- 0				
1- 1	0- 0	0- 0	NEUTRAL	0- 0	1- 1	0- 0				
6- 8	0- 0	0- 0	CONFERENCE	0- 4	6- 4	5- 1				
4- 3	0- 0	0- 0	HOME	0- 2	4- 1	3- 0				
2- 5	0- 0	0- 0	AWAY	0- 2	2- 3	2- 1				
0- 0	0- 0	0- 0	NEUTRAL	0- 0	0- 0	0- 0				

RPI 1-25				RPI 26-50				RPI 51-100				RPI 101+				Team's RPI: 171
RPI	S	Opponent	Score	RPI	S	Opponent	Score	RPI	S	Opponent	Score	RPI	S	Opponent	Score	
7	A	Florida St.	62 87	44	H	UCF	58 51	53	A	Mercer	45 48	113	A	ETSU	48 76	
16	A	Iowa	59 80					53	H	Mercer	59 73	113	H	ETSU	52 64	
								67	A	Belmont	46 83	139	A	Arkansas	63 84	
								83	A	UAB	53 77	150	H	Colorado	60 71	
								98	A	Chattanooga	58 68	168	H	Troy	80 73	
								98	H	Chattanooga	65 71	168	N	Troy	82 76	
												175	A	Furman	41 45	
												175	H	Furman	62 58	
												198	N	UTEP	33 46	
												201	H	Hampton	66 61	
												206	H	Southern Mi ss.	61 56	
												226	A	UNCG	60 53	
												226	H	UNCG	56 48	
												298	A	Wofford	46 58	
												298	H	Wofford	81 77	
												307	H	Al abama St.	58 39	
												317	A	Western Caro.	50 32	
												317	H	Western Caro.	62 54	
												333	H	Rhode Isl and	67 37	
LAST 12 Division I GAMES:																
98	H	Chattanooga	65 71	298	H	Wofford	81 77									
113	H	ETSU	52 64	113	A	ETSU	48 76									
317	A	Western Caro.	50 32	98	A	Chattanooga	58 68									
226	A	UNCG	60 53	226	H	UNCG	56 48									
53	A	Mercer	45 48	317	H	Western Caro.	62 54									
175	H	Furman	62 58	53	H	Mercer	59 73									

Non-Div I Games: AUM

59 46

Samford

Average RPI Win:	213	WON-LOST	WINNING	LAST 10	STRENGTH OF	OPP. STRENGTH	TEAM	ADJ.	CONF.	ADJ CONF.
Average RPI Loss:	156	RECORD	PCT. RANK	GAMES	SCHEDULE	OF SCHEDULE	RPI	RPI	RPI	RPI
DIV. I ONLY	14- 14	177	3- 7	220	147	188	188	14	14	
DIV. I NON-CONF.	6- 4	122	0- 0	280	242	150	150	11	11	

TOTALS	RPI 1-25	RPI 26-50	W-L RECORDS	RPI 51-100	RPI 101-999	RPI 201+				
14- 14	0- 0	1- 3	OVERALL	0- 2	13- 9	7- 5				
8- 5	0- 0	1- 1	HOME	0- 1	7- 3	6- 0				
5- 9	0- 0	0- 2	AWAY	0- 1	5- 6	1- 5				
1- 0	0- 0	0- 0	NEUTRAL	0- 0	1- 0	0- 0				
6- 4	0- 0	1- 1	NON-CONFERENCE	0- 0	5- 3	3- 3				
4- 0	0- 0	1- 0	HOME	0- 0	3- 0	3- 0				
1- 4	0- 0	0- 1	AWAY	0- 0	1- 3	0- 3				
1- 0	0- 0	0- 0	NEUTRAL	0- 0	1- 0	0- 0				
8- 10	0- 0	0- 2	CONFERENCE	0- 2	8- 6	4- 2				
4- 5	0- 0	0- 1	HOME	0- 1	4- 3	3- 0				
4- 5	0- 0	0- 1	AWAY	0- 1	4- 3	1- 2				
0- 0	0- 0	0- 0	NEUTRAL	0- 0	0- 0	0- 0				

RPI	S	Opponent	Score	RPI	S	Opponent	Score	RPI	S	Opponent	Score	RPI	S	Opponent	Score	Team's RPI: 188
39	A	Gonzaga	54 58	74	A	Saint Mary's (CA)	57 66	131	A	San Francisco	60 54	131	H	San Francisco	47 49	
39	H	Gonzaga	44 63	74	H	Saint Mary's (CA)	53 75	133	A	Loyola Marymount	60 54	133	H	Loyola Marymount	53 67	
40	A	Cal i forni a	64 89					142	A	BYU	66 60	142	H	BYU	70 69	
46	H	Minnesota	72 69					145	N	Boise St.	72 52	192	A	Paci fi c	60 62	
								192	H	Paci fi c	68 81	193	A	UC Santa Barbara	71 58	
								222	A	Seattle U	73 80	244	A	Pepperdi ne	62 66	
								244	H	Pepperdi ne	79 53	249	A	Hawai i	63 64	
								268	A	San Diego St.	76 77	269	H	UTSA	78 69	
								280	A	Santa Clara	50 59	280	H	Santa Clara	51 40	
								299	H	Long Beach St.	74 40	316	A	Portland	75 60	
								316	H	Portland	59 52	330	H	Southern Utah	72 59	
LAST 12 Division I GAMES:																
131	H	San Francisco	47 49	74	A	Saint Mary's (CA)	57 66	39	H	Gonzaga	44 63	133	H	Loyola Marymount	53 67	
39	A	Gonzaga	54 58	280	A	Santa Clara	50 59	51	40			142	H	BYU	70 69	
142	A	BYU	66 60	316	A	Portland	75 60	244	H	Pepperdi ne	79 53					

Non-Div I Games: San Diego Christian 82 53

San Diego

Average RPI Win: 213

Average RPI Loss: 162

WON-LOST
RECORDWINNING
PCT. RANKLAST 10
GAMESSTRENGTH OF
SCHEDULEOPP. STRENGTH
OF SCHEDULETEAM
RPIADJ.
RPICONF.
RPIADJ CONF.
RPI

DIV. I ONLY	10- 16	234	3- 7	245	135	268	268	16	16
DIV. I NON-CONF.	5- 5	170	0- 0	278	249	249	249	15	15
<hr/>									
TOTALS	RPI 1-25	RPI 26-50	W-L RECORDS	RPI 51-100	RPI 101-999	RPI 201+			
10- 16	0- 0	0- 1	OVERALL	2- 3	8- 12	7- 4			
8- 7	0- 0	0- 0	HOME	2- 1	6- 6	5- 2			
2- 7	0- 0	0- 0	AWAY	0- 2	2- 5	2- 2			
0- 2	0- 0	0- 1	NEUTRAL	0- 0	0- 1	0- 0			
5- 5	0- 0	0- 1	NON-CONFERENCE	0- 0	5- 4	4- 1			
4- 2	0- 0	0- 0	HOME	0- 0	4- 2	3- 1			
1- 1	0- 0	0- 0	AWAY	0- 0	1- 1	1- 0			
0- 2	0- 0	0- 1	NEUTRAL	0- 0	0- 1	0- 0			
5- 11	0- 0	0- 0	CONFERENCE	2- 3	3- 8	3- 3			
4- 5	0- 0	0- 0	HOME	2- 1	2- 4	2- 1			
1- 6	0- 0	0- 0	AWAY	0- 2	1- 4	1- 2			
0- 0	0- 0	0- 0	NEUTRAL	0- 0	0- 0	0- 0			

RPI 1-25				RPI 26-50				RPI 51-100				RPI 101+ Team's RPI: 268			
RPI	S	Opponent	Score	RPI	S	Opponent	Score	RPI	S	Opponent	Score	RPI	S	Opponent	Score
				27	N	Central Mich.	76 85	62	A	Wyoming	50 70	120	A	Colorado St.	43 72
								62	H	Wyoming	68 62	120	H	Colorado St.	63 65
								80	A	UNLV	67 73	129	N	Tulane	46 80
								80	H	UNLV	64 75	130	A	Fresno St.	53 64
								94	H	New Mexico	97 89	130	H	Fresno St.	60 66
												145	H	Boise St.	70 86
												180	H	UC Irvine	65 67
												188	H	San Diego	77 76
												193	A	UC Santa Barbara	64 77
												214	H	CSUN	58 55
												217	H	Nevada	75 72
												251	H	Presbyterian	77 50
												254	A	San Jose St.	75 65
												254	H	San Jose St.	85 78
												275	A	Arizona	78 67
												280	H	Santa Clara	34 48
												304	A	Utah St.	58 62
												309	A	Air Force	51 61
												309	H	Air Force	48 56
												325	H	Cal St. Fullerton	59 58
<hr/>															
LAST 12 Division I GAMES:															
				254	H	San Jose St.	85 78	309	A	Air Force	51 61				
				309	H	Air Force	48 56	80	H	UNLV	64 75				
				80	A	UNLV	67 73	120	A	Colorado St.	43 72				
				62	A	Wyoming	50 70	94	H	New Mexico	97 89				
				217	H	Nevada	75 72	130	A	Fresno St.	53 64				
				130	H	Fresno St.	60 66	145	H	Boise St.	70 86				

Non-Div I Games: Hope Int'l 92 68

San Diego St.

Average RPI Win:	215	WON-LOST	WINNING	LAST 10	STRENGTH OF	OPP. STRENGTH	TEAM	ADJ.	CONF.	ADJ CONF.
Average RPI Loss:	105	RECORD	PCT. RANK	GAMES	SCHEDULE	OF SCHEDULE	RPI	RPI	RPI	RPI
DIV. I ONLY	15- 14	171	6- 4	115	129	131	131	14	14	
DIV. I NON-CONF.	5- 6	187	0- 0	72	114	132	132	11	11	

TOTALS	RPI 1-25	RPI 26-50	W-L RECORDS	RPI 51-100	RPI 101-999	RPI 201+				
15- 14	0- 1	0- 3	OVERALL	0- 3	15- 7	7- 1				
9- 5	0- 1	0- 1	HOME	0- 1	9- 2	4- 0				
5- 9	0- 0	0- 2	AWAY	0- 2	5- 5	3- 1				
1- 0	0- 0	0- 0	NEUTRAL	0- 0	1- 0	0- 0				
5- 6	0- 1	0- 1	NON-CONFERENCE	0- 1	5- 3	2- 0				
3- 2	0- 1	0- 0	HOME	0- 0	3- 1	1- 0				
1- 4	0- 0	0- 1	AWAY	0- 1	1- 2	1- 0				
1- 0	0- 0	0- 0	NEUTRAL	0- 0	1- 0	0- 0				
10- 8	0- 0	0- 2	CONFERENCE	0- 2	10- 4	5- 1				
6- 3	0- 0	0- 1	HOME	0- 1	6- 1	3- 0				
4- 5	0- 0	0- 1	AWAY	0- 1	4- 3	2- 1				
0- 0	0- 0	0- 0	NEUTRAL	0- 0	0- 0	0- 0				

RPI 1-25				RPI 26-50				RPI 51-100				RPI 101+ Team's RPI: 131			
RPI	S	Opponent	Score	RPI	S	Opponent	Score	RPI	S	Opponent	Score	RPI	S	Opponent	Score
15	H	Stanford	66 86	37	A	Northern Colo.	60 73	58	A	UC Davis	55 72	107	H	Washington St.	70 74
				39	A	Gonzaga	47 74	74	A	Saint Mary's (CA)	64 72	128	N	Robert Morris	57 45
				39	H	Gonzaga	57 81	74	H	Saint Mary's (CA)	59 73	130	H	Fresno St.	70 62
												133	A	Loyola Marymount	60 65
												133	H	Loyola Marymount	78 60
												142	A	BYU	66 70
												142	H	BYU	76 73
												146	A	Cal Poly	83 88
												146	H	Cal Poly	83 71
												169	A	UT Arlington	54 56
												188	A	San Diego	49 47
												188	H	San Diego	54 60
												192	A	Pacific	81 71
												192	H	Pacific	80 78
												244	A	Pepperdine	92 95
												244	H	Pepperdine	68 67
												254	A	San Jose St.	87 81
												280	A	Santa Clara	58 54
												280	H	Santa Clara	64 47
												289	H	Sacramento St.	90 76
												316	A	Portland	76 63
												316	H	Portland	84 75

LAST 12 Division I GAMES:															
				188	A	San Diego	49 47	280	H	Santa Clara	64 47				
				192	H	Pacific	80 78	74	H	Saint Mary's (CA)	59 73				
				133	A	Loyola Marymount	60 65	39	H	Gonzaga	57 81				
				74	A	Saint Mary's (CA)	64 72	192	A	Pacific	81 71				
				142	H	BYU	76 73	244	A	Pepperdine	92 95				
				316	A	Portland	76 63	280	A	Santa Clara	58 54				

Non-Div I Games:

San Francisco

Average RPI Win:	235	WON-LOST	WINNING	LAST 10	STRENGTH OF	OPP. STRENGTH	TEAM	ADJ.	CONF.	ADJ CONF.
Average RPI Loss:	131	RECORD	PCT. RANK	GAMES	SCHEDULE	OF SCHEDULE	RPI	RPI	RPI	RPI
DIV. I ONLY	6- 20	307	1- 9	95	137	254	254	16	16	
DIV. I NON-CONF.	2- 8	290	0- 0	83	160	241	241	15	15	

TOTALS	RPI 1-25	RPI 26-50	W-L RECORDS	RPI 51-100	RPI 101-999	RPI 201+				
6- 20	0- 1	0- 1	OVERALL	1- 6	5- 12	5- 4				
4- 9	0- 0	0- 0	HOME	1- 3	3- 6	3- 2				
2- 10	0- 1	0- 1	AWAY	0- 3	2- 5	2- 2				
0- 1	0- 0	0- 0	NEUTRAL	0- 0	0- 1	0- 0				
2- 8	0- 1	0- 1	NON-CONFERENCE	0- 1	2- 5	2- 1				
1- 4	0- 0	0- 0	HOME	0- 1	1- 3	1- 1				
1- 3	0- 1	0- 1	AWAY	0- 0	1- 1	1- 0				
0- 1	0- 0	0- 0	NEUTRAL	0- 0	0- 1	0- 0				
4- 12	0- 0	0- 0	CONFERENCE	1- 5	3- 7	3- 3				
3- 5	0- 0	0- 0	HOME	1- 2	2- 3	2- 1				
1- 7	0- 0	0- 0	AWAY	0- 3	1- 4	1- 2				
0- 0	0- 0	0- 0	NEUTRAL	0- 0	0- 0	0- 0				

RPI 1-25				RPI 26-50				RPI 51-100				RPI 101+ Team's RPI: 254			
RPI	S	Opponent	Score	RPI	S	Opponent	Score	RPI	S	Opponent	Score	RPI	S	Opponent	Score
10	A	UCLA	69 129	33	A	Oregon St.	62 110	62	A	Wyomi ng	46 58	120	A	Colorado St.	48 63
								62	H	Wyomi ng	64 66	120	H	Colorado St.	66 73
								64	H	Nebraska	55 81	130	A	Fresno St.	71 81
								80	A	UNLV	60 79	131	H	San Francisco	81 87
								80	H	UNLV	53 80	137	H	Portland St.	78 90
								94	A	New Mexi co	62 92	145	H	Boise St.	80 112
								94	H	New Mexi co	95 86	192	A	Paci fic	97 106
												201	N	Hampton	73 81
												205	H	CSU Bakersfi eld	67 57
												214	H	CSUN	59 76
												217	A	Nevada	63 91
												217	H	Nevada	57 54
												268	A	San Diego St.	78 85
												268	H	San Diego St.	65 75
												280	A	Santa Clara	71 66
												304	H	Utah St.	79 66
												309	A	Ai r Force	75 74

LAST 12 Division I GAMES:															
268	A	San Diego St.	78 85	80	H	UNLV	53 80								
217	H	Nevada	57 54	62	A	Wyomi ng	46 58								
62	H	Wyomi ng	64 66	145	H	Boise St.	80 112								
130	A	Fresno St.	71 81	217	A	Nevada	63 91								
120	H	Colorado St.	66 73	309	A	Ai r Force	75 74								
94	A	New Mexico	62 92	268	H	San Diego St.	65 75								

Non-Div I Games: Southern Ore. 89 87

San Jose St.

Average RPI Win:	256	WON-LOST	WINNING	LAST 10	STRENGTH OF	OPP. STRENGTH	TEAM	ADJ.	CONF.	ADJ CONF.
Average RPI Loss:	149	RECORD	PCT. RANK	GAMES	SCHEDULE	OF SCHEDULE	RPI	RPI	RPI	RPI
DIV. I ONLY	8- 20	280	4- 6	234	133	280	280	14	14	
DIV. I NON-CONF.	3- 7	254	0- 0	316	189	299	299	11	11	

TOTALS	RPI 1-25	RPI 26-50	W-L RECORDS	RPI 51-100	RPI 101-999	RPI 201+				
8- 20	0- 0	0- 4	OVERALL	0- 2	8- 14	5- 5				
5- 9	0- 0	0- 3	HOME	0- 1	5- 5	2- 2				
3- 11	0- 0	0- 0	AWAY	0- 0	3- 0	3- 0				
0- 0	0- 0	0- 0	NEUTRAL	0- 0	0- 0	0- 0				
3- 7	0- 0	0- 2	NON-CONFERENCE	0- 0	3- 5	2- 4				
1- 4	0- 0	0- 2	HOME	0- 0	1- 2	0- 2				
2- 3	0- 0	0- 0	AWAY	0- 0	2- 3	2- 2				
0- 0	0- 0	0- 0	NEUTRAL	0- 0	0- 0	0- 0				
5- 13	0- 0	0- 2	CONFERENCE	0- 2	5- 9	3- 1				
4- 5	0- 0	0- 1	HOME	0- 1	4- 3	2- 0				
1- 8	0- 0	0- 1	AWAY	0- 1	1- 6	1- 1				
0- 0	0- 0	0- 0	NEUTRAL	0- 0	0- 0	0- 0				

RPI	S	Opponent	Score	RPI	S	Opponent	Score	RPI	S	Opponent	Score	RPI	S	Opponent	Score
39	A	Gonzaga	44 71	74	A	Saint Mary's (CA)	46 59	131	A	San Francisco	47 64	131	H	San Francisco	54 58
39	H	Gonzaga	51 63	74	H	Saint Mary's (CA)	51 72	133	A	Loyola Marymount	45 64	133	H	Loyola Marymount	51 65
40	H	Cal i forn i a	41 79					142	A	BYU	47 65	142	H	BYU	34 55
45	H	Southern Cal i forn i a	43 64					170	A	Northwestern	47 57	188	A	San Diego	40 51
								188	H	San Diego	59 50	192	A	Paci fi c	37 55
								192	H	Paci fi c	57 55	193	H	UC Santa Barbara	68 63
								217	A	Nevada	41 52	244	A	Pepperdi ne	55 56
								244	H	Pepperdi ne	54 50	254	H	San Jose St.	66 71
								261	A	Grand Canyon	38 39	268	A	San Diego St.	48 34
								316	A	Portl and	50 43	316	H	Portl and	67 57
								325	H	Cal St. Fullerton	69 73	328	A	III. -Chi cago	45 36
LAST 12 Di vi si on I GAMES:															
74	H	Saint Mary's (CA)	51 72	131	A	San Francisco	47 64	192	A	Paci fi c	37 55	244	H	Pepperdi ne	54 50
133	A	Loyola Marymount	45 64	192	H	Pepperdi ne	54 50	188	H	San Diego	59 50	39	A	Gonzaga	44 71
192	H	Paci fi c	57 55	188	H	San Diego	59 50	131	H	San Francisco	54 58				
316	H	Portl and	67 57	40	A	Gonzaga	44 71								
188	A	San Diego	40 51	142	H	BYU	34 55								

Non-Di v I Games: Menlo 104 61

Santa Clara

Average RPI Win:	335	WON-LOST	WINNING	LAST 10	STRENGTH OF	OPP. STRENGTH	TEAM	ADJ.	CONF.	ADJ CONF.
Average RPI Loss:	212	RECORD	PCT. RANK	GAMES	SCHEDULE	OF SCHEDULE	RPI	RPI	RPI	RPI
DIV. I ONLY	2- 23	342	1- 8	293	318	342	342	30	30	
DIV. I NON-CONF.	1- 9	318	0- 0	261	115	311	311	30	30	

TOTALS	RPI 1-25	RPI 26-50	W-L RECORDS	RPI 51-100	RPI 101-999	RPI 201+				
2- 23	0- 1	0- 1	OVERALL	0- 1	2- 20	2- 12				
0- 8	0- 0	0- 0	HOME	0- 0	0- 8	0- 5				
2- 12	0- 1	0- 1	AWAY	0- 1	2- 9	2- 5				
0- 3	0- 0	0- 0	NEUTRAL	0- 0	0- 3	0- 2				
1- 9	0- 1	0- 1	NON-CONFERENCE	0- 1	1- 6	1- 4				
0- 0	0- 0	0- 0	HOME	0- 0	0- 0	0- 0				
1- 6	0- 1	0- 1	AWAY	0- 1	1- 3	1- 2				
0- 3	0- 0	0- 0	NEUTRAL	0- 0	0- 3	0- 2				
1- 14	0- 0	0- 0	CONFERENCE	0- 0	1- 14	1- 8				
0- 8	0- 0	0- 0	HOME	0- 0	0- 8	0- 5				
1- 6	0- 0	0- 0	AWAY	0- 0	1- 6	1- 3				
0- 0	0- 0	0- 0	NEUTRAL	0- 0	0- 0	0- 0				

RPI 1-25				RPI 26-50				RPI 51-100				RPI 101+ Team's RPI: 342			
RPI	S	Opponent	Score	RPI	S	Opponent	Score	RPI	S	Opponent	Score	RPI	S	Opponent	Score
17	A	South Carolina	38 99	33	A	Oregon St.	36 84	100	A	Jacksonville	46 74	126	A	Bethune-Cookman	54 75
												157	N	Florida	40 90
												173	H	N. C. A&T	44 69
												191	A	Wisconsin	24 82
												197	A	Norfolk St.	51 83
												197	H	Norfolk St.	58 78
												201	A	Hampton	41 88
												201	H	Hampton	53 81
												202	N	Richmond	63 100
												203	A	East Carolina	37 103
												210	N	Providence	48 78
												264	A	Morgan St.	67 73
												264	H	Morgan St.	41 70
												265	H	Howard	59 87
												276	H	UMES	56 68
												307	A	Alabama St.	61 81
												315	A	Coppin St.	57 66
												321	H	N. C. Central	61 74
												322	H	South Carolina St.	60 71
												326	A	Ga. Southern	71 67
												334	A	Delaware St.	79 93
												344	A	Florida A&M	65 47

LAST 12 Division I GAMES:															
321	H	N. C. Central	61 74	322	H	South Carolina St.	60 71								
126	A	Bethune-Cookman	54 75	344	A	Florida A&M	65 47								
201	A	Hampton	41 88	334	A	Delaware St.	79 93								
197	A	Norfolk St.	51 83	197	H	Norfolk St.	58 78								
173	H	N. C. A&T	44 69	201	H	Hampton	53 81								
264	H	Morgan St.	41 70	265	H	Howard	59 87								

Non-Div I Games: LaGrange 86 44 Allen 79 41

Savannah St.

Average RPI Win: 247
Average RPI Loss: 196

DIV. I ONLY	14- 14	177	6- 4	268	298	222	222	31	31
DIV. I NON-CONF.	6- 9	214	0- 0	175	212	213	213	31	31
TOTALS	RPI 1-25	RPI 26-50	W-L RECORDS	RPI 51-100	RPI 101-999	RPI 201+			
14- 14	0- 0	0- 1	OVERALL	0- 1	14- 12	10- 8			
7- 7	0- 0	0- 0	HOME	0- 1	7- 6	5- 3			
7- 7	0- 0	0- 1	AWAY	0- 0	7- 6	5- 5			
0- 0	0- 0	0- 0	NEUTRAL	0- 0	0- 0	0- 0			
6- 9	0- 0	0- 1	NON-CONFERENCE	0- 1	6- 7	2- 3			
2- 6	0- 0	0- 0	HOME	0- 1	2- 5	0- 2			
4- 3	0- 0	0- 1	AWAY	0- 0	4- 2	2- 1			
0- 0	0- 0	0- 0	NEUTRAL	0- 0	0- 0	0- 0			
8- 5	0- 0	0- 0	CONFERENCE	0- 0	8- 5	8- 5			
5- 1	0- 0	0- 0	HOME	0- 0	5- 1	5- 1			
3- 4	0- 0	0- 0	AWAY	0- 0	3- 4	3- 4			
0- 0	0- 0	0- 0	NEUTRAL	0- 0	0- 0	0- 0			

RPI 1-25				RPI 26-50				RPI 51-100				RPI 101+			
RPI	S	Opponent	Score	RPI	S	Opponent	Score	RPI	S	Opponent	Score	RPI	S	Opponent	Score
				40	A	Cal i forn i a	67 87	58	H	UC Davi s	53 79	134	H	I daho St.	69 74
												137	H	P ortl and St.	91 77
												148	A	I daho	68 60
												180	H	UC I rvi ne	79 84
												188	H	San Di ego	80 73
												192	H	P aci fi c	73 85
												193	A	UC Santa Barbara	77 71
												200	A	Washi ngton	76 84
												205	A	CSU Bakersfi el d	68 75
												205	H	CSU BakersFi el d	64 56
												214	A	CSUN	62 67
												217	H	Nevada	65 74
												221	A	New Mexico St.	53 64
												221	H	New Mexico St.	69 59
												240	A	Montana	78 64
												244	A	Pepperdi ne	65 62
												249	H	Hawai i	58 73
												261	A	Grand Canyon	63 74
												261	H	Grand Canyon	57 64
												281	A	UMKC	62 58
												281	H	UMKC	66 62
												306	A	UTRGV	67 69
												306	H	UTRGV	64 56
												324	A	Utah Valley	77 75
												345	A	Chi cago St.	63 56
												345	H	Chi cago St.	72 60
				LAST 12 Division I GAMES:											
				205	H	CSU BakersFi el d	64 56	324	A	Utah Valley	77 75				
				261	H	Grand Canyon	57 64	205	A	CSU BakersFi el d	68 75				
				221	A	New Mexico St.	53 64	306	H	UTRGV	64 56				
				306	A	UTRGV	67 69	221	H	New Mexi co St.	69 59				
				345	H	Chi cago St.	72 60	281	A	UMKC	62 58				
				281	H	UMKC	66 62	345	A	Chi cago St.	63 56				

Seattle U

Average RPI	Win:	196	WON-LOST	WINNING	LAST 10	STRENGTH OF	OPP. STRENGTH	TEAM	ADJ.	CONF.	ADJ CONF.
Average RPI	Loss:	46	RECORD	PCT. RANK	GAMES	SCHEDULE	OF SCHEDULE	RPI	RPI	RPI	RPI
DIV. I ONLY		15- 14		171	4- 6	86	72	124	124	6	6
DIV. I NON-CONF.		8- 3		65	0- 0	145	201	98	98	6	6

TOTALS	RPI 1-25		RPI 26-50		W-L RECORDS	RPI 51-100		RPI 101-999		RPI 201+	
15- 14	0- 5		0- 6		OVERALL	1- 1		14- 2		8- 0	
11- 6	0- 3		0- 3		HOME	1- 0		10- 0		6- 0	
4- 8	0- 2		0- 3		AWAY	0- 1		4- 2		2- 0	
0- 0	0- 0		0- 0		NEUTRAL	0- 0		0- 0		0- 0	
8- 3	0- 1		0- 2		NON-CONFERENCE	0- 0		8- 0		4- 0	
6- 2	0- 1		0- 1		HOME	0- 0		6- 0		4- 0	
2- 1	0- 0		0- 1		AWAY	0- 0		2- 0		0- 0	
0- 0	0- 0		0- 0		NEUTRAL	0- 0		0- 0		0- 0	
7- 11	0- 4		0- 4		CONFERENCE	1- 1		6- 2		4- 0	
5- 4	0- 2		0- 2		HOME	1- 0		4- 0		2- 0	
2- 7	0- 2		0- 2		AWAY	0- 1		2- 2		2- 0	
0- 0	0- 0		0- 0		NEUTRAL	0- 0		0- 0		0- 0	

RPI 1-25				RPI 26-50				RPI 51-100				RPI 101+ Team's RPI: 124			
RPI	S	Opponent	Score	RPI	S	Opponent	Score	RPI	S	Opponent	Score	RPI	S	Opponent	Score
10	H	UCLA	68 77	26	A	Villanova	53 59	70	A	St. John's (NY)	56 75	108	A	Wake Forest	67 57
23	A	DePaul	66 89	26	H	Villanova	59 67	70	H	St. John's (NY)	62 57	111	A	Georgetown	52 71
23	H	DePaul	68 72	35	H	Princeton	83 85					111	H	Georgetown	70 65
24	A	Marquette	84 97	43	A	Rutgers	45 70					122	A	Butler	48 66
24	H	Marquette	54 81	50	A	Creighton	64 81					122	H	Butler	75 64
				50	H	Creighton	51 68					176	H	Marist	85 60

LAST 12 Division I GAMES:															
23	H	DePaul	68 72	215	H	Xavier	58 53								
24	H	Marquette	54 81	50	A	Creighton	64 81								
70	A	St. John's (NY)	56 75	210	A	Providence	65 56								
26	A	Villanova	53 59	70	H	St. John's (NY)	62 57								
111	A	Georgetown	52 71	111	H	Georgetown	70 65								
122	H	Butler	75 64	26	H	Villanova	59 67								

Non-Div I Games:

Seton Hall

Average RPI Win:	279	WON-LOST	WINNING	LAST 10	STRENGTH OF	OPP. STRENGTH	TEAM	ADJ.	CONF.	ADJ CONF.
Average RPI Loss:	133	RECORD	PCT. RANK	GAMES	SCHEDULE	OF SCHEDULE	RPI	RPI	RPI	RPI
DIV. I ONLY	16- 13	144	7- 3	269	265	199	199	28	28	
DIV. I NON-CONF.	5- 6	187	0- 0	139	129	157	157	25	25	

TOTALS	RPI 1-25	RPI 26-50	W-L RECORDS	RPI 51-100	RPI 101-999	RPI 201+				
16- 13	0- 0	0- 3	OVERALL	0- 4	16- 6	15- 4				
10- 4	0- 0	0- 1	HOME	0- 2	10- 1	9- 1				
6- 9	0- 0	0- 2	AWAY	0- 2	6- 5	6- 3				
0- 0	0- 0	0- 0	NEUTRAL	0- 0	0- 0	0- 0				
5- 6	0- 0	0- 1	NON-CONFERENCE	0- 4	5- 1	5- 0				
3- 2	0- 0	0- 0	HOME	0- 2	3- 0	3- 0				
2- 4	0- 0	0- 1	AWAY	0- 2	2- 1	2- 0				
0- 0	0- 0	0- 0	NEUTRAL	0- 0	0- 0	0- 0				
11- 7	0- 0	0- 2	CONFERENCE	0- 0	11- 5	10- 4				
7- 2	0- 0	0- 1	HOME	0- 0	7- 1	6- 1				
4- 5	0- 0	0- 1	AWAY	0- 0	4- 4	4- 3				
0- 0	0- 0	0- 0	NEUTRAL	0- 0	0- 0	0- 0				

RPI	S	Opponent	Score	RPI	S	Opponent	Score	RPI	S	Opponent	Score	RPI	S	Opponent	Score
42	A	Quinnipiac	54 68	51	H	FGCU	50 63	147	A	Hartford	62 71				
42	H	Quinnipiac	72 83	55	A	Harvard	67 75	176	A	Marist	54 73				
43	A	Rutgers	47 59	79	H	Albany (NY)	63 78	176	H	Marist	58 53				
				87	A	Penn St.	72 86	229	A	Niagara	50 65				
								229	H	Niagara	68 73				
								238	A	Hofstra	70 60				
								253	H	St. Bonaventure	70 62				
								257	H	Sacred Heart	62 57				
								259	A	Manhattan	56 54				
								259	H	Manhattan	56 51				
								263	A	Rider	71 67				
								265	H	Howard	72 61				
								267	A	Fairfield	43 44				
								267	H	Fairfield	51 40				
								279	A	Canisius	57 65				
								279	H	Canisius	68 59				
								282	A	Colgate	73 70				
								291	H	Monmouth	44 41				
								338	A	Iona	70 48				
								338	H	Iona	64 51				
								348	A	Saint Peter's	62 59				
								348	H	Saint Peter's	70 36				

LAST 12 Division I GAMES:															
348	H	Saint Peter's	70 36	176	A	Marist	54 73								
279	H	Canisius	68 59	348	A	Saint Peter's	62 59								
267	A	Fairfield	43 44	259	H	Manhattan	56 51								
259	A	Manhattan	56 54	267	H	Fairfield	51 40								
42	H	Quinnipiac	72 83	338	A	Iona	70 48								
291	H	Monmouth	44 41	176	H	Marist	58 53								

Non-Div I Games:

Siena

Average RPI Win:	231	WON-LOST	WINNING	LAST 10	STRENGTH OF	OPP. STRENGTH	TEAM	ADJ.	CONF.	ADJ CONF.
Average RPI Loss:	151	RECORD	PCT. RANK	GAMES	SCHEDULE	OF SCHEDULE	RPI	RPI	RPI	RPI
DIV. I ONLY	15- 11	131	4- 6	216	232	167	167	22	22	
DIV. I NON-CONF.	6- 4	122	0- 0	73	205	79	79	23	23	

TOTALS	RPI 1-25	RPI 26-50	W-L RECORDS	RPI 51-100	RPI 101-999	RPI 201+				
15- 11	0- 1	0- 0	OVERALL	0- 2	15- 8	9- 3				
9- 5	0- 0	0- 0	HOME	0- 2	9- 3	6- 1				
6- 6	0- 1	0- 0	AWAY	0- 0	6- 5	3- 2				
0- 0	0- 0	0- 0	NEUTRAL	0- 0	0- 0	0- 0				
6- 4	0- 1	0- 0	NON-CONFERENCE	0- 2	6- 1	3- 0				
3- 2	0- 0	0- 0	HOME	0- 2	3- 0	1- 0				
3- 2	0- 1	0- 0	AWAY	0- 0	3- 1	2- 0				
0- 0	0- 0	0- 0	NEUTRAL	0- 0	0- 0	0- 0				
9- 7	0- 0	0- 0	CONFERENCE	0- 0	9- 7	6- 3				
6- 3	0- 0	0- 0	HOME	0- 0	6- 3	5- 1				
3- 4	0- 0	0- 0	AWAY	0- 0	3- 4	1- 2				
0- 0	0- 0	0- 0	NEUTRAL	0- 0	0- 0	0- 0				

RPI 1-25				RPI 26-50				RPI 51-100				RPI 101+ Team's RPI: 167			
RPI	S	Opponent	Score	RPI	S	Opponent	Score	RPI	S	Opponent	Score	RPI	S	Opponent	Score
20	A	NC State	50 71					83	H	UAB	66 78	103	H	Little Rock	35 47
								100	H	Jacksonville	58 60	110	A	North Carolina	85 84
												115	H	Central Ark.	64 43
												143	A	Texas St.	63 78
												163	A	Louisiana	72 57
												163	H	Louisiana	56 59
												165	A	Ole Miss	59 66
												168	A	Troy	71 82
												168	H	Troy	79 68
												169	A	UT Arlington	76 63
												174	H	Southern U.	69 65
												206	A	Southern Miss.	78 57
												213	H	Arkansas St.	60 75
												233	A	Coastal Caro.	56 71
												233	H	Coastal Caro.	68 62
												237	H	New Orleans	67 45
												271	A	Appalachian St.	56 57
												271	H	Appalachian St.	54 52
												307	A	Alabama St.	59 47
												308	H	Georgia St.	88 52
												326	H	Ga. Southern	79 52
												337	A	La.-Monroe	67 60
												337	H	La.-Monroe	72 55

LAST 12 Division I GAMES:															
163	H	Louisiana	56 59	168	A	Troy	71 82								
337	H	La.-Monroe	72 55	337	A	La.-Monroe	67 60								
233	A	Coastal Caro.	56 71	163	A	Louisiana	72 57								
271	A	Appalachian St.	56 57	271	H	Appalachian St.	54 52								
213	H	Arkansas St.	60 75	233	H	Coastal Caro.	68 62								
103	H	Little Rock	35 47	168	H	Troy	79 68								

Non-Div I Games: Ga. Southwestern 73 42

South Ala.

Average RPI Win:	134	WON-LOST	WINNING	LAST 10	STRENGTH OF	OPP. STRENGTH	TEAM	ADJ.	CONF.	ADJ CONF.
Average RPI Loss:	7	RECORD	PCT. RANK	GAMES	SCHEDULE	OF SCHEDULE	RPI	RPI	RPI	RPI
DIV. I ONLY	23- 6	28	7- 3	48	3	17	17	2	2	
DIV. I NON-CONF.	11- 2	22	0- 1	172	10	47	47	2	2	

TOTALS	RPI 1-25	RPI 26-50	W-L RECORDS	RPI 51-100	RPI 101-999	RPI 201+				
23- 6	5- 6	2- 0	OVERALL	5- 0	11- 0	5- 0				
13- 2	4- 2	0- 0	HOME	2- 0	7- 0	5- 0				
8- 3	1- 3	1- 0	AWAY	2- 0	4- 0	0- 0				
2- 1	0- 1	1- 0	NEUTRAL	1- 0	0- 0	0- 0				
11- 2	2- 2	1- 0	NON-CONFERENCE	1- 0	7- 0	5- 0				
6- 1	1- 1	0- 0	HOME	0- 0	5- 0	5- 0				
3- 0	1- 0	0- 0	AWAY	0- 0	2- 0	0- 0				
2- 1	0- 1	1- 0	NEUTRAL	1- 0	0- 0	0- 0				
12- 4	3- 4	1- 0	CONFERENCE	4- 0	4- 0	0- 0				
7- 1	3- 1	0- 0	HOME	2- 0	2- 0	0- 0				
5- 3	0- 3	1- 0	AWAY	2- 0	2- 0	0- 0				
0- 0	0- 0	0- 0	NEUTRAL	0- 0	0- 0	0- 0				

RPI	S	Opponent	Score	RPI	S	Opponent	Score	RPI	S	Opponent	Score	RPI	S	Opponent	Score
1	N	Notre Dame	85 92	28	A	Georgia	77 65	70	N	St. John's (NY)	76 58	136	A	Vanderbilt	95 82
2	H	UConn	58 83	43	N	Rutgers	78 68	86	A	Alabama	79 66	139	H	Arkansas	90 42
3	A	Mississippi St.	53 67					89	A	Kentucky	81 64	155	A	Clemson	66 36
9	A	Tennessee	46 65					89	H	Kentucky	81 63	157	H	Florida	64 57
9	H	Tennessee	70 86					97	H	Auburn	71 63	165	A	Ole Miss	88 62
12	H	Duke	72 52									195	A	Temple	87 60
18	H	Texas A&M	61 59									273	H	Col. of Charleston	69 43
19	A	Missouri	74 83									298	H	Wofford	94 60
19	H	Missouri	64 54									307	H	Alabama St.	99 31
21	A	Maryland	94 86									317	H	Western Caro.	101 43
25	H	LSU	57 48									342	H	Savannah St.	99 38

LAST 12 Division I GAMES:															
9	A	Tennessee	46 65	3	A	Mississippi St.	53 67								
25	H	LSU	57 48	2	H	UConn	58 83								
89	H	Kentucky	81 63	19	H	Missouri	64 54								
28	A	Georgia	77 65	139	H	Arkansas	90 42								
157	H	Florida	64 57	89	A	Kentucky	81 64								
86	A	Alabama	79 66	136	A	Vanderbilt	95 82								

Non-Div I Games:

South Carolina

Average RPI Win:	306	WON-LOST	WINNING	LAST 10	STRENGTH OF	OPP. STRENGTH	TEAM	ADJ.	CONF.	ADJ CONF.
Average RPI Loss:	219	RECORD	PCT. RANK	GAMES	SCHEDULE	OF SCHEDULE	RPI	RPI	RPI	RPI
DIV. I ONLY	8- 17	269	4- 6	345	293	322	322	30	30	
DIV. I NON-CONF.	3- 7	254	0- 0	343	149	312	312	30	30	

TOTALS	RPI 1-25	RPI 26-50	W-L RECORDS	RPI 51-100	RPI 101-999	RPI 201+				
8- 17	0- 0	0- 0	OVERALL	0- 2	8- 15	7- 8				
4- 5	0- 0	0- 0	HOME	0- 0	4- 5	3- 3				
4- 12	0- 0	0- 0	AWAY	0- 0	4- 1	4- 1				
0- 0	0- 0	0- 0	NEUTRAL	0- 0	0- 0	0- 0				
3- 7	0- 0	0- 0	NON-CONFERENCE	0- 2	3- 5	3- 3				
1- 1	0- 0	0- 0	HOME	0- 0	1- 1	1- 1				
2- 6	0- 0	0- 0	AWAY	0- 2	2- 4	2- 2				
0- 0	0- 0	0- 0	NEUTRAL	0- 0	0- 0	0- 0				
5- 10	0- 0	0- 0	CONFERENCE	0- 0	5- 10	4- 5				
3- 4	0- 0	0- 0	HOME	0- 0	3- 4	2- 2				
2- 6	0- 0	0- 0	AWAY	0- 0	2- 6	2- 3				
0- 0	0- 0	0- 0	NEUTRAL	0- 0	0- 0	0- 0				

RPI 1-25				RPI 26-50				RPI 51-100				RPI 101+				Team's RPI: 322
RPI	S	Opponent	Score	RPI	S	Opponent	Score	RPI	S	Opponent	Score	RPI	S	Opponent	Score	
								53	A	Mercer	53 74	126	A	Bethune-Cookman	50 68	
								65	A	Georgia Tech	40 86	153	A	Charlotte	49 64	
												155	A	Clemson	48 56	
												173	H	N. C. A&T	54 74	
												197	A	Norfolk St.	49 63	
												197	H	Norfolk St.	67 71	
												201	A	Hampton	42 60	
												201	H	Hampton	78 70	
												264	A	Morgan St.	55 65	
												265	H	Howard	58 68	
												276	H	UMES	54 51	
												278	A	Old Dominion	35 52	
												293	A	USC Upstate	44 63	
												311	A	Charleston So.	60 58	
												315	A	Coppin St.	39 56	
												315	H	Coppin St.	67 65	
												317	H	Western Caro.	75 45	
												321	H	N. C. Central	63 81	
												326	H	Ga. Southern	58 61	
												334	A	Delaware St.	44 58	
												340	A	Winthrop	65 37	
												342	A	Savannah St.	71 60	
												344	A	Florida A&M	82 49	

LAST 12 Division I GAMES:																
				344	A	Florida A&M	82 49	342	A	Savannah St.	71 60					
				321	H	N. C. Central	63 81	264	A	Morgan St.	55 65					
				197	A	Norfolk St.	49 63	315	A	Coppin St.	39 56					
				201	A	Hampton	42 60	201	H	Hampton	78 70					
				173	H	N. C. A&T	54 74	197	H	Norfolk St.	67 71					
				315	H	Coppin St.	67 65	276	H	UMES	54 51					

Non-Div I Games: Johnson & Wales (NC) 40 Columbia Int'l 82 38

South Carolina St.

Average RPI Win:	192	WON-LOST	WINNING	LAST 10	STRENGTH OF	OPP. STRENGTH	TEAM	ADJ.	CONF.	ADJ CONF.
Average RPI Loss:	101	RECORD	PCT. RANK	GAMES	SCHEDULE	OF SCHEDULE	RPI	RPI	RPI	RPI
DIV. I ONLY	21- 5	22	9- 0	157	121	59	59	13	13	
DIV. I NON-CONF.	7- 5	132	0- 0	195	52	134	134	16	16	

TOTALS	RPI 1-25	RPI 26-50	W-L RECORDS	RPI 51-100	RPI 101-999	RPI 201+				
21- 5	0- 1	3- 1	OVERALL	2- 0	16- 3	10- 1				
11- 1	0- 0	2- 0	HOME	1- 0	8- 1	5- 1				
9- 2	0- 0	1- 0	AWAY	1- 0	7- 2	4- 0				
1- 2	0- 1	0- 1	NEUTRAL	0- 0	1- 0	1- 0				
7- 5	0- 1	1- 1	NON-CONFERENCE	0- 0	6- 3	4- 1				
4- 1	0- 0	1- 0	HOME	0- 0	3- 1	2- 1				
2- 2	0- 0	0- 0	AWAY	0- 0	2- 2	1- 0				
1- 2	0- 1	0- 1	NEUTRAL	0- 0	1- 0	1- 0				
14- 0	0- 0	2- 0	CONFERENCE	2- 0	10- 0	6- 0				
7- 0	0- 0	1- 0	HOME	1- 0	5- 0	3- 0				
7- 0	0- 0	1- 0	AWAY	1- 0	5- 0	3- 0				
0- 0	0- 0	0- 0	NEUTRAL	0- 0	0- 0	0- 0				

RPI 1-25				RPI 26-50				RPI 51-100				RPI 101+			
RPI	S	Opponent	Score	RPI	S	Opponent	Score	RPI	S	Opponent	Score	RPI	S	Opponent	Score
9	N	Tennessee	49 69	32	A	South Dakota St.	67 61	99	A	Western Ill.	82 58	116	A	Iowa St.	76 81
				32	H	South Dakota St.	80 75	99	H	Western Ill.	92 81	123	A	SFA	55 77
				48	N	Oklahoma St.	68 76					132	A	Wichita St.	62 48
				50	H	Creighton	73 68					161	H	North Dakota	76 71
												172	A	Denver	82 60
												172	H	Denver	79 51
												182	A	Oral Roberts	73 68
												182	H	Oral Roberts	72 55
												205	H	CSU Bakersfield	66 50
												209	H	Tulsa	61 64
												239	A	Omaha	72 50
												239	H	Omaha	70 46
												246	H	UC Riverside	75 66
												258	N	Indiana St.	71 59
												286	A	North Dakota St.	82 67
												286	H	North Dakota St.	80 54
												305	A	Incarnate Word	81 51
												327	A	Fort Wayne	79 60
												327	H	Fort Wayne	85 43
LAST 12 Division I GAMES:															
				32	H	South Dakota St.	80 75	172	A	Denver	82 60				
				182	H	Oral Roberts	72 55	32	A	South Dakota St.	67 61				
				239	A	Omaha	72 50	239	H	Omaha	70 46				
				327	A	Fort Wayne	79 60	182	A	Oral Roberts	73 68				
				286	H	North Dakota St.	80 54	327	H	Fort Wayne	85 43				
				99	H	Western Ill.	92 81	99	A	Western Ill.	82 58				

Non-Div I Games: Mt. Marty 87 25 Doane 96 54 Bellevue 89 32

South Dakota

Average RPI Win: 180		WON-LOST	WINNING	LAST 10	STRENGTH OF		OPP. STRENGTH	TEAM	ADJ.	CONF.	ADJ CONF.
Loss: 41		RECORD	PCT. RANK	GAMES	SCHEDULE		OF SCHEDULE	RPI	RPI	RPI	RPI
DIV. I ONLY		22- 6	37	8- 2	78		102	32	32	13	13
DIV. I NON-CONF.		10- 4	73	0- 0	33		18	28	28	16	16
TOTALS		RPI 1-25	RPI 26-50		W-L RECORDS		RPI 51-100	RPI 101-999		RPI 201+	
22- 6	1- 2	1- 1		OVERALL		4- 3	16- 0		8- 0		
12- 2	0- 1	1- 0		HOME		1- 1	10- 0		5- 0		
8- 4	0- 1	0- 1		AWAY		3- 2	5- 0		3- 0		
2- 0	1- 0	0- 0		NEUTRAL		0- 0	1- 0		0- 0		
10- 4	1- 2	1- 1		NON-CONFERENCE		2- 1	6- 0		2- 0		
6- 1	0- 1	1- 0		HOME		0- 0	5- 0		2- 0		
2- 3	0- 1	0- 1		AWAY		2- 1	0- 0		0- 0		
2- 0	1- 0	0- 0		NEUTRAL		0- 0	1- 0		0- 0		
12- 2	0- 0	0- 0		CONFERENCE		2- 2	10- 0		6- 0		
6- 1	0- 0	0- 0		HOME		1- 1	5- 0		3- 0		
6- 1	0- 0	0- 0		AWAY		1- 1	5- 0		3- 0		
0- 0	0- 0	0- 0		NEUTRAL		0- 0	0- 0		0- 0		

RPI 1-25					RPI 26-50					Team's RPI : 32					RPI 51-100					RPI 101+				
RPI	S	Opponent	Score		RPI	S	Opponent	Score		RPI	S	Opponent	Score		RPI	S	Opponent	Score						
5	H	Louisville	64	68	30	H	Oklahoma	67	61	51	A	FGCU	78	87	132	H	Wichita St.	96	64					
20	N	NC State	75	67	50	A	Creighton	65	72	59	A	South Dakota	75	80	138	H	UNI	57	47					
22	A	Green Bay	41	55						59	H	South Dakota	61	67	153	N	Charlotte	71	70					
										76	A	Drake	85	78	161	H	North Dakota	66	52					
										96	A	George Washington	97	88	172	A	Denver	69	58					
										99	A	Western Ill.	70	42	172	H	Denver	95	59					
										99	H	Western Ill.	84	48	182	A	Oral Roberts	77	70					
															182	H	Oral Roberts	96	72					
															207	H	Bowling Green	76	44					
															239	A	Omaha	103	54					
															239	H	Omaha	89	64					
															286	A	North Dakota St.	85	64					
															286	H	North Dakota St.	83	63					
															327	A	Fort Wayne	77	55					
															327	H	Fort Wayne	105	49					
															341	H	NJIT	92	48					
LAST 12 Division I GAMES:																								
					327	A	Fort Wayne	77	55	286	A	North Dakota St.	85	64										
					59	A	South Dakota	75	80	327	H	Fort Wayne	105	49										
					99	A	Western Ill.	70	42	59	H	South Dakota	61	67										
					182	H	Oral Roberts	96	72	99	H	Western Ill.	84	48										
					172	H	Denver	95	59	182	A	Oral Roberts	77	70										
					239	A	Omaha	103	54	172	A	Denver	69	58										

Non-Div I Games: Dakota Wesleyan 76 63

South Dakota St.

Loss, Non-Conf, S Site, H Home A Away N Neutral

Average RPI Win:	138	WON-LOST	WINNING	LAST 10	STRENGTH OF	OPP. STRENGTH	TEAM	ADJ.	CONF.	ADJ CONF.
Average RPI Loss:	38	RECORD	PCT. RANK	GAMES	SCHEDULE	OF SCHEDULE	RPI	RPI	RPI	RPI
DIV. I ONLY	24- 6	23	9- 1	39	29	14	14	8	8	
DIV. I NON-CONF.	11- 3	45	1- 0	60	3	23	23	7	7	

TOTALS	RPI 1-25	RPI 26-50	W-L RECORDS	RPI 51-100	RPI 101-999	RPI 201+				
24- 6	2- 3	3- 1	OVERALL	3- 1	16- 1	6- 0				
13- 1	2- 1	1- 0	HOME	1- 0	9- 0	4- 0				
8- 3	0- 1	1- 1	AWAY	1- 0	6- 1	2- 0				
3- 2	0- 1	1- 0	NEUTRAL	1- 1	1- 0	0- 0				
11- 3	2- 1	1- 1	NON-CONFERENCE	2- 1	6- 0	3- 0				
6- 0	2- 0	0- 0	HOME	0- 0	4- 0	2- 0				
2- 1	0- 0	0- 1	AWAY	1- 0	1- 0	1- 0				
3- 2	0- 1	1- 0	NEUTRAL	1- 1	1- 0	0- 0				
13- 3	0- 2	2- 0	CONFERENCE	1- 0	10- 1	3- 0				
7- 1	0- 1	1- 0	HOME	1- 0	5- 0	2- 0				
6- 2	0- 1	1- 0	AWAY	0- 0	5- 1	1- 0				
0- 0	0- 0	0- 0	NEUTRAL	0- 0	0- 0	0- 0				

RPI 1-25	Team's RPI: 14	RPI 26-50	RPI 51-100	RPI 101+
RPI S Opponent Score	RPI S Opponent Score	RPI S Opponent Score	RPI S Opponent Score	RPI S Opponent Score
1 N Notre Dame 66 76	30 A Oklahoma 74 79	61 N Michigan St. 73 83	107 N Washington St. 82 45	
2 A UConn 53 82	31 N Dayton 93 87	70 N St. John's (NY) 68 59	118 A Cincinnati 69 46	
2 H UConn 49 100	44 A UCF 77 68	71 H Houston 81 65	118 H Cincinnati 84 65	
6 H Ohio St. 84 65	44 H UCF 62 45	96 A George Washington 83 78	122 H Butler 71 55	
25 H LSU 61 55			129 A Tulane 63 53	
			129 H Tulane 75 46	
			132 A Wichita St. 56 64	
			174 H Southern U. 108 48	
			189 A Memphis 81 62	
			195 A Temple 89 73	
			195 H Temple 76 60	
			203 H East Carolina 88 47	
			208 H SMU 64 54	
			209 A Tulsa 71 57	
			213 H Arkansas St. 98 55	
			310 A FIU 82 52	
			314 H Houston Baptist 90 43	
LAST 12 Division I GAMES:				
2 A UConn 53 82	203 H East Carolina 88 47			
118 H Cincinnati 84 65	129 A Tulane 63 53			
71 H Houston 81 65	209 A Tulsa 71 57			
44 A UCF 77 68	195 H Temple 76 60			
208 H SMU 64 54	132 A Wichita St. 56 64			
6 H Ohio St. 84 65	189 A Memphis 81 62			

Non-Div I Games:

South Fla.

Average RPI Win:	286	WON-LOST	WINNING	LAST 10	STRENGTH OF	OPP. STRENGTH	TEAM	ADJ.	CONF.	ADJ CONF.
Average RPI Loss:	144	RECORD	PCT. RANK	GAMES	SCHEDULE	OF SCHEDULE	RPI	RPI	RPI	RPI
DIV. I ONLY	12- 16	217	5- 5	189	300	219	219	25	25	
DIV. I NON-CONF.	3- 7	254	0- 0	49	216	184	184	27	27	

TOTALS	RPI 1-25	RPI 26-50	W-L RECORDS	RPI 51-100	RPI 101-999	RPI 201+				
12- 16	0- 1	0- 1	OVERALL	0- 2	12- 12	10- 2				
7- 5	0- 0	0- 0	HOME	0- 1	7- 4	6- 1				
4- 11	0- 0	0- 0	AWAY	0- 0	4- 1	4- 0				
1- 0	0- 0	0- 0	NEUTRAL	0- 0	1- 0	0- 0				
3- 7	0- 1	0- 1	NON-CONFERENCE	0- 1	3- 4	2- 0				
2- 1	0- 0	0- 0	HOME	0- 0	2- 1	2- 0				
0- 6	0- 1	0- 1	AWAY	0- 1	0- 3	0- 0				
1- 0	0- 0	0- 0	NEUTRAL	0- 0	1- 0	0- 0				
9- 9	0- 0	0- 0	CONFERENCE	0- 1	9- 8	8- 2				
5- 4	0- 0	0- 0	HOME	0- 1	5- 3	4- 1				
4- 5	0- 0	0- 0	AWAY	0- 0	4- 5	4- 1				
0- 0	0- 0	0- 0	NEUTRAL	0- 0	0- 0	0- 0				

RPI 1-25				RPI 26-50				RPI 51-100				RPI 101+ Team's RPI: 219			
RPI	S	Opponent	Score	RPI	S	Opponent	Score	RPI	S	Opponent	Score	RPI	S	Opponent	Score
5	A	Louisville	40 80	36	A	Ball St.	56 69	67	H	Belmont	57 67	104	A	George Mason	38 57
								99	A	Western Ill.	59 87	112	N	Saint Francis (PA)	82 50
												118	A	Cincinnati	52 65
												156	A	Kansas	50 51
												158	H	Southern Ill.	74 79
												164	A	SIUE	57 65
												164	H	SIUE	72 62
												177	A	UT Martin	65 72
												177	H	UT Martin	68 69
												183	A	Jacksonville St.	48 55
												187	A	Morehead St.	58 60
												187	H	Morehead St.	56 59
												242	A	Austin Peay	65 66
												242	H	Austin Peay	50 61
												260	H	Bradley	57 53
												297	A	Murray St.	85 74
												297	H	Murray St.	80 70
												312	A	Eastern Ky.	66 52
												312	H	Eastern Ky.	69 55
												313	A	Tennessee Tech	70 66
												329	H	Tennessee St.	71 66
												346	A	Eastern Ill.	77 54
												346	H	Eastern Ill.	51 48
												349	H	Evansville	74 65

LAST 12 Division I GAMES:															
177	H	UT Martin	68 69	242	H	Austin Peay	50 61								
312	A	Eastern Ky.	66 52	297	H	Murray St.	80 70								
164	H	SIUE	72 62	183	A	Jacksonville St.	48 55								
346	H	Eastern Ill.	51 48	313	A	Tennessee Tech	70 66								
177	A	UT Martin	65 72	346	A	Eastern Ill.	77 54								
187	A	Morehead St.	58 60	164	A	SIUE	57 65								

Non-Div I Games: Evangel 72 60 Missouri Valley 69 34

Southeast Mo. St.

Average RPI Win:	250	WON-LOST	WINNING	LAST 10	STRENGTH OF	OPP. STRENGTH	TEAM	ADJ.	CONF.	ADJ CONF.
Average RPI Loss:	192	RECORD	PCT. RANK	GAMES	SCHEDULE	OF SCHEDULE	RPI	RPI	RPI	RPI
DIV. I ONLY	8- 19	276	6- 4	270	275	287	287	27	27	
DIV. I NON-CONF.	1- 10	327	0- 0	173	210	297	297	26	26	

TOTALS	RPI 1-25	RPI 26-50	W-L RECORDS	RPI 51-100	RPI 101-999	RPI 201+				
8- 19	0- 1	0- 0	OVERALL	0- 3	8- 15	6- 10				
4- 6	0- 0	0- 0	HOME	0- 1	4- 5	3- 4				
4- 12	0- 1	0- 0	AWAY	0- 2	4- 9	3- 6				
0- 1	0- 0	0- 0	NEUTRAL	0- 0	0- 1	0- 0				
1- 10	0- 1	0- 0	NON-CONFERENCE	0- 2	1- 7	0- 4				
0- 3	0- 0	0- 0	HOME	0- 0	0- 3	0- 2				
1- 6	0- 1	0- 0	AWAY	0- 2	1- 3	0- 2				
0- 1	0- 0	0- 0	NEUTRAL	0- 0	0- 1	0- 0				
7- 9	0- 0	0- 0	CONFERENCE	0- 1	7- 8	6- 6				
4- 3	0- 0	0- 0	HOME	0- 1	4- 2	3- 2				
3- 6	0- 0	0- 0	AWAY	0- 0	3- 6	3- 4				
0- 0	0- 0	0- 0	NEUTRAL	0- 0	0- 0	0- 0				

RPI 1-25				RPI 26-50				RPI 51-100				RPI 101+ Team's RPI: 287			
RPI	S	Opponent	Score	RPI	S	Opponent	Score	RPI	S	Opponent	Score	RPI	S	Opponent	Score
25	A	LSU	56 84					78	A	TCU	62 112	115	A	Central Ark.	47 63
								92	H	Lamar University	58 75	115	H	Central Ark.	78 70
								97	A	Auburn	46 80	118	A	Cincinnati	43 82
												123	A	SFA	67 79
												126	A	Bethune-Cookman	60 58
												162	N	Kent St.	60 81
												163	H	Louisiana	56 68
												216	A	Akron	54 66
												224	A	A&M-Corpus Christi	52 56
												227	A	Grambling	52 61
												231	A	Nicholls St.	66 57
												236	A	Abilene Christian	80 86
												236	H	Abilene Christian	78 76
												237	A	New Orleans	73 82
												288	A	McNeese	47 69
												288	H	McNeese	65 77
												296	H	Alcorn	77 84
												305	H	Incarnate Word	65 54
												314	A	Houston Baptist	76 61
												318	H	Alabama A&M	74 76
												335	A	Northwestern St.	64 54
												335	H	Northwestern St.	71 65
												336	H	Sam Houston St.	52 57

LAST 12 Division I GAMES:															
335	A	Northwestern St.	64 54	224	A	A&M-Corpus Christi	52 56								
236	H	Abilene Christian	78 76	231	A	Nicholls St.	66 57								
237	A	New Orleans	73 82	336	H	Sam Houston St.	52 57								
288	A	McNeese	47 69	335	H	Northwestern St.	71 65								
305	H	Incarnate Word	65 54	314	A	Houston Baptist	76 61								
115	H	Central Ark.	78 70	288	H	McNeese	65 77								

Non-Div I Games:

Southeastern La.

■ Loss,
 ■ Non-Conf,
 ■ S Site,
 ■ Home
 ■ A Away
 N Neutral

Average RPI Win:	171	WON-LOST	WINNING	LAST 10	STRENGTH OF	OPP. STRENGTH	TEAM	ADJ.	CONF.	ADJ CONF.
Average RPI Loss:	20	RECORD	PCT. RANK	GAMES	SCHEDULE	OF SCHEDULE	RPI	RPI	RPI	RPI
DIV. I ONLY	19- 10	89	6- 4	40	70	45	45	5	5	
DIV. I NON-CONF.	10- 1	15	0- 0	187	237	45	45	3	3	

TOTALS	RPI 1-25	RPI 26-50	W-L RECORDS	RPI 51-100	RPI 101-999	RPI 201+				
19- 10	0- 7	1- 3	OVERALL	2- 0	16- 0	7- 0				
7- 5	0- 4	1- 1	HOME	1- 0	5- 0	3- 0				
9- 5	0- 3	0- 2	AWAY	0- 0	9- 0	4- 0				
3- 0	0- 0	0- 0	NEUTRAL	1- 0	2- 0	0- 0				
10- 1	0- 1	0- 0	NON-CONFERENCE	1- 0	9- 0	6- 0				
2- 1	0- 1	0- 0	HOME	0- 0	2- 0	2- 0				
5- 0	0- 0	0- 0	AWAY	0- 0	5- 0	4- 0				
3- 0	0- 0	0- 0	NEUTRAL	1- 0	2- 0	0- 0				
9- 9	0- 6	1- 3	CONFERENCE	1- 0	7- 0	1- 0				
5- 4	0- 3	1- 1	HOME	1- 0	3- 0	1- 0				
4- 5	0- 3	0- 2	AWAY	0- 0	4- 0	0- 0				
0- 0	0- 0	0- 0	NEUTRAL	0- 0	0- 0	0- 0				

RPI 1-25				RPI 26-50				Team's RPI: 45				RPI 51-100				RPI 101+			
RPI	S	Opponent	Score	RPI	S	Opponent	Score	RPI	S	Opponent	Score	RPI	S	Opponent	Score	RPI	S	Opponent	Score
8	A	Oregon	74 80	33	A	Oregon St.	63 69	56	N	Purdue	58 46	101	A	Utah	58 47				
8	H	Oregon	66 70	33	H	Oregon St.	65 61	57	H	Arizona St.	77 62	101	H	Utah	53 52				
10	A	UCLA	46 59	40	A	Cal i forni a	64 76					105	N	Mi ddle Tenn.	72 57				
10	H	UCLA	70 84	40	H	Cal i forni a	59 62					107	A	Washington St.	73 72				
15	A	Stanford	65 72									133	A	Loyol a Marymount	80 70				
15	H	Stanford	55 59									150	A	Col orado	86 51				
18	H	Texas A&M	74 75									150	H	Col orado	65 53				
																176	N	Marist	78 57
																200	A	Washing ton	72 61
																232	H	Montana St.	98 47
																246	A	UC Ri versi de	64 46
																249	A	Hawai i	71 60
																275	H	Ari zona	78 52
																280	A	Santa Clara	64 43
																299	H	Long Beach St.	75 60
																306	A	UTRGV	71 64
LAST 12 Division I GAMES:																			
150	H	Colorado	65 53	10	H	UCLA	70 84												
101	H	Utah	53 52	10	A	UCLA	46 59												
33	A	Oregon St.	63 69	200	A	Washington	72 61												
8	A	Oregon	74 80	107	A	Washington St.	73 72												
275	H	Ari zona	78 52	40	H	Cal i forni a	59 62												
57	H	Ari zona St.	77 62	15	H	Stanford	55 59												

Average RPI Win:	241	WON-LOST	WINNING	LAST 10	STRENGTH OF	OPP. STRENGTH	TEAM	ADJ.	CONF.	ADJ CONF.
Average RPI Loss:	137	RECORD	PCT. RANK	GAMES	SCHEDULE	OF SCHEDULE	RPI	RPI	RPI	RPI
DIV. I ONLY	13- 13	177	5- 5	151	258	158	158	24	24	
DIV. I NON-CONF.	4- 6	214	0- 0	46	228	125	125	21	21	

TOTALS	RPI 1-25	RPI 26-50	W-L RECORDS	RPI 51-100	RPI 101-999	RPI 201+				
13- 13	0- 0	0- 1	OVERALL	1- 6	12- 6	9- 3				
6- 4	0- 0	0- 1	HOME	1- 1	5- 2	3- 1				
7- 7	0- 0	0- 0	AWAY	0- 0	7- 1	6- 1				
0- 2	0- 0	0- 0	NEUTRAL	0- 2	0- 0	0- 0				
4- 6	0- 0	0- 1	NON-CONFERENCE	0- 3	4- 2	2- 0				
1- 2	0- 0	0- 1	HOME	0- 0	1- 1	0- 0				
3- 2	0- 0	0- 0	AWAY	0- 1	3- 1	2- 0				
0- 2	0- 0	0- 0	NEUTRAL	0- 2	0- 0	0- 0				
9- 7	0- 0	0- 0	CONFERENCE	1- 3	8- 4	7- 3				
5- 2	0- 0	0- 0	HOME	1- 1	4- 1	3- 1				
4- 5	0- 0	0- 0	AWAY	0- 2	4- 3	4- 2				
0- 0	0- 0	0- 0	NEUTRAL	0- 0	0- 0	0- 0				

RPI 1-25				RPI 26-50				RPI 51-100				RPI 101+ Team's RPI: 158			
RPI	S	Opponent	Score	RPI	S	Opponent	Score	RPI	S	Opponent	Score	RPI	S	Opponent	Score
				41	H	Western Ky.	49 75	52	N	Miami (FL)	65 75	138	A	UNI	63 71
								76	A	Drake	73 84	138	H	UNI	60 53
								76	H	Drake	64 75	164	H	SIUE	53 57
								79	N	Albany (NY)	57 68	177	H	UT Martin	84 72
								83	A	UAB	66 76	187	A	Morehead St.	81 85
								90	A	Missouri St.	61 79	189	A	Memphis	68 56
								90	H	Missouri St.	71 69	219	A	Southeast Mo. St.	79 74
												248	A	Illinois St.	46 49
												248	H	Illinois St.	36 39
												258	A	Indiana St.	64 45
												260	A	Bradley	63 62
												260	H	Bradley	62 53
												295	A	Valparaiso	88 86
												295	H	Valparaiso	74 63
												301	A	Marshall	64 59
												303	A	Loyola Chicago	53 62
												303	H	Loyola Chicago	62 46
												349	A	Evansville	74 62

LAST 12 Division I GAMES:															
				90	A	Missouri St.	61 79	76	A	Drake	73 84				
				303	A	Loyola Chicago	53 62	90	H	Missouri St.	71 69				
				295	A	Valparaiso	88 86	295	H	Valparaiso	74 63				
				260	H	Bradley	62 53	303	H	Loyola Chicago	62 46				
				248	H	Illinois St.	36 39	248	A	Illinois St.	46 49				
				138	A	UNI	63 71	260	A	Bradley	63 62				

Non-Div I Games: Martin Methodist 60 50

Southern Ill.

Average RPI Win:	237	WON-LOST	WINNING	LAST 10	STRENGTH OF	OPP. STRENGTH	TEAM	ADJ.	CONF.	ADJ CONF.
Average RPI Loss:	145	RECORD	PCT. RANK	GAMES	SCHEDULE	OF SCHEDULE	RPI	RPI	RPI	RPI
DIV. I ONLY	12- 13	190	4- 6	239	170	206	206	18	18	
DIV. I NON-CONF.	6- 5	153	0- 0	326	135	237	237	20	20	

TOTALS	RPI 1-25	RPI 26-50	W-L RECORDS	RPI 51-100	RPI 101-999	RPI 201+				
12- 13	0- 1	0- 1	OVERALL	1- 1	11- 10	7- 3				
9- 3	0- 0	0- 0	HOME	0- 0	9- 3	6- 1				
3- 10	0- 1	0- 1	AWAY	1- 1	2- 7	1- 2				
0- 0	0- 0	0- 0	NEUTRAL	0- 0	0- 0	0- 0				
6- 5	0- 1	0- 0	NON-CONFERENCE	0- 1	6- 3	5- 0				
5- 1	0- 0	0- 0	HOME	0- 0	5- 1	4- 0				
1- 4	0- 1	0- 0	AWAY	0- 1	1- 2	1- 0				
0- 0	0- 0	0- 0	NEUTRAL	0- 0	0- 0	0- 0				
6- 8	0- 0	0- 1	CONFERENCE	1- 0	5- 7	2- 3				
4- 2	0- 0	0- 0	HOME	0- 0	4- 2	2- 1				
2- 6	0- 0	0- 1	AWAY	1- 0	1- 5	0- 2				
0- 0	0- 0	0- 0	NEUTRAL	0- 0	0- 0	0- 0				

RPI 1-25				RPI 26-50				RPI 51-100				RPI 101+				Team's RPI: 206
RPI	S	Opponent	Score	RPI	S	Opponent	Score	RPI	S	Opponent	Score	RPI	S	Opponent	Score	
3	A	Mississippi St.	56 91	41	A	Western Ky.	60 81	65	A	Georgia Tech	44 63	102	A	Rice	56 62	
								83	A	UAB	80 63	105	A	Middle Tenn.	61 53	
												129	H	Tulane	66 58	
												140	A	Louisiana Tech	57 89	
												140	H	Louisiana Tech	65 50	
												153	A	Charlotte	56 66	
												153	H	Charlotte	79 85	
												165	A	Ole Miss	59 68	
												167	H	South Ala.	57 78	
												171	A	Samford	56 61	
												198	H	UTEP	60 53	
												223	A	North Texas	62 71	
												228	A	Fla. Atlantic	74 89	
												269	H	UTSA	83 60	
												278	H	Old Dominion	55 74	
												296	H	Alcorn	72 67	
												301	H	Marshall	70 61	
												307	H	Alabama St.	72 35	
												335	A	Northwestern St.	71 59	
												336	H	Sam Houston St.	58 38	
												339	H	Mississippi Val.	84 69	

LAST 12 Division I GAMES:																
198	H	UTEP	60 53	102	A	Rice	56 62									
228	A	Fla. Atlantic	74 89	269	H	UTSA	83 60									
140	A	Louisiana Tech	57 89	153	H	Charlotte	79 85									
223	A	North Texas	62 71	105	A	Middle Tenn.	61 53									
278	H	Old Dominion	55 74	83	A	UAB	80 63									
301	H	Marshall	70 61	140	H	Louisiana Tech	65 50									

Non-Div I Games: William Carey 82 44 Blue Mountain (MS) 96 46

Southern Miss.

Average RPI Win:	306	WON-LOST	WINNING	LAST 10	STRENGTH OF	OPP. STRENGTH	TEAM	ADJ.	CONF.	ADJ CONF.
Average RPI Loss:	140	RECORD	PCT. RANK	GAMES	SCHEDULE	OF SCHEDULE	RPI	RPI	RPI	RPI
DIV. I ONLY	13- 11	149	8- 2	292	320	174	174	32	32	
DIV. I NON-CONF.	0- 8	337	0- 0	41	11	272	272	32	32	
<hr/>										
TOTALS	RPI 1-25	RPI 26-50	W-L RECORDS	RPI 51-100	RPI 101-999	RPI 201+				
13- 11	0- 1	0- 1	OVERALL	0- 3	13- 6	13- 3				
7- 0	0- 0	0- 0	HOME	0- 0	7- 0	7- 0				
6- 10	0- 1	0- 1	AWAY	0- 2	6- 6	6- 3				
0- 1	0- 0	0- 0	NEUTRAL	0- 1	0- 0	0- 0				
0- 8	0- 1	0- 1	NON-CONFERENCE	0- 3	0- 3	0- 0				
0- 0	0- 0	0- 0	HOME	0- 0	0- 0	0- 0				
0- 7	0- 1	0- 1	AWAY	0- 2	0- 3	0- 0				
0- 1	0- 0	0- 0	NEUTRAL	0- 1	0- 0	0- 0				
13- 3	0- 0	0- 0	CONFERENCE	0- 0	13- 3	13- 3				
7- 0	0- 0	0- 0	HOME	0- 0	7- 0	7- 0				
6- 3	0- 0	0- 0	AWAY	0- 0	6- 3	6- 3				
0- 0	0- 0	0- 0	NEUTRAL	0- 0	0- 0	0- 0				

RPI 1-25				RPI 26-50				RPI 51-100				RPI 101+				Team's RPI: 174
RPI	S	Opponent	Score	RPI	S	Opponent	Score	RPI	S	Opponent	Score	RPI	S	Opponent	Score	
14	A	South Fla.	48 108	48	A	Oklahoma St.	66 94	54	A	Indiana	49 64	126	A	Bethune-Cookman	56 68	
								63	N	Tol edo	76 81	167	A	South Ala.	65 69	
								97	A	Auburn	47 65	191	A	Wisconsin	74 77	
												227	A	Grambling	71 79	
												227	H	Grambling	63 44	
												234	A	Texas Southern	67 57	
												247	A	Prairie View	62 69	
												296	A	Alcorn	75 55	
												296	H	Alcorn	64 56	
												307	A	Alabama St.	56 58	
												307	H	Alabama St.	66 58	
												318	A	Alabama A&M	58 46	
												318	H	Alabama A&M	77 62	
												320	A	Jackson St.	68 58	
												320	H	Jackson St.	86 76	
												331	A	Ark.-Pine Bluff	71 52	
												331	H	Ark.-Pine Bluff	59 46	
												339	A	Mississippi Val.	70 54	
												339	H	Mississippi Val.	66 58	
<hr/>																
LAST 12 Division I GAMES:																
296	A	Alcorn	75 55	227	A	Grambling	71 79									
318	A	Alabama A&M	58 46	296	H	Alcorn	64 56									
307	A	Alabama St.	56 58	318	H	Alabama A&M	77 62									
339	H	Mississippi Val.	66 58	307	H	Alabama St.	66 58									
331	H	Ark.-Pine Bluff	59 46	339	A	Mississippi Val.	70 54									
320	A	Jackson St.	68 58	331	A	Ark.-Pine Bluff	71 52									

Non-Div I Games:

Mobile

86 54

Southern U.

Average RPI Win: 247			WON-LOST RECORD		WINNING PCT. RANK		LAST 10 GAMES		STRENGTH OF SCHEDULE		OPP. STRENGTH OF SCHEDULE		TEAM RPI		ADJ. RPI		CONF. RPI		ADJ CONF. RPI	
Average RPI Loss: 183																				
DIV. I ONLY			3- 24		334		0- 10		187		268		330		330		19		19	
DIV. I NON-CONF.			1- 10		327		0- 0		152		325		323		323		14		14	
TOTALS			RPI 1-25		RPI 26-50		W-L RECORDS		RPI 51-100		RPI 101-999		RPI 201+							
3- 24			0- 1		0- 1		OVERALL		0- 1		3- 21		2- 10							
2- 10			0- 0		0- 1		HOME		0- 1		2- 8		1- 4							
1- 14			0- 1		0- 0		AWAY		0- 0		1- 13		1- 6							
0- 0			0- 0		0- 0		NEUTRAL		0- 0		0- 0		0- 0							
1- 10			0- 1		0- 0		NON-CONFERENCE		0- 1		1- 8		1- 4							
1- 4			0- 0		0- 0		HOME		0- 1		1- 3		1- 1							
0- 6			0- 1		0- 0		AWAY		0- 0		0- 5		0- 3							
0- 0			0- 0		0- 0		NEUTRAL		0- 0		0- 0		0- 0							
2- 14			0- 0		0- 1		CONFERENCE		0- 0		2- 13		1- 6							
1- 6			0- 0		0- 1		HOME		0- 0		1- 5		0- 3							
1- 8			0- 0		0- 0		AWAY		0- 0		1- 8		1- 3							
0- 0			0- 0		0- 0		NEUTRAL		0- 0		0- 0		0- 0							

RPI 1-25				RPI 26-50				RPI 51-100				RPI 101+				Team's RPI: 330
RPI	S	Opponent	Score	RPI	S	Opponent	Score	RPI	S	Opponent	Score	RPI	S	Opponent	Score	
8	A	Oregon	38 98	37	H	Northern Colo.	54 60	58	H	UC Davis	59 85	134	A	Idaho St.	39 66	
												134	H	Idaho St.	76 70	
												137	A	Portland St.	66 70	
												142	A	BYU	67 75	
												144	A	Eastern Wash.	41 58	
												148	A	Idaho	51 74	
												151	H	Binghamton	66 72	
												154	A	Weber St.	50 65	
												154	H	Weber St.	64 77	
												161	H	North Dakota	53 68	
												180	H	UC Irvine	64 71	
												188	A	San Diego	59 72	
												205	H	CSU Bakersfield	45 46	
												232	A	Montana St.	71 91	
												232	H	Montana St.	57 63	
												240	A	Montana	71 81	
												240	H	Montana	65 74	
												261	A	Grand Canyon	54 59	
												275	A	Arizona	74 76	
												289	A	Sacramento St.	77 79	
												302	A	Northern Ariz.	60 57	
												302	H	Northern Ariz.	55 72	
												304	H	Utah St.	70 67	
												324	A	Utah Valley	61 69	
LAST 12 Division I GAMES:																
289	A	Sacramento St.	77 79	154	A	Weber St.	50 65									
137	A	Portland St.	66 70	232	H	Montana St.	57 63									
37	H	Northern Colo.	54 60	240	H	Montana	65 74									
161	H	North Dakota	53 68	144	A	Eastern Wash.	41 58									
302	H	Northern Ariz.	55 72	148	A	Idaho	51 74									
134	A	Idaho St.	39 66	302	A	Northern Ariz.	60 57									

Non-Div I Games:

Southern Utah

s
t
.
B
o
n
a
v
e
n
t
u
r
e

St. Bonaventure				Through Games Of Feb. 26, 2018						
Average RPI Win:	235	WON-LOST	WINNING	LAST 10	STRENGTH OF	OPP. STRENGTH	TEAM	ADJ.	CONF.	ADJ CONF.
Average RPI Loss:	133	RECORD	PCT. RANK	GAMES	SCHEDULE	OF SCHEDULE	RPI	RPI	RPI	RPI
DIV. I ONLY	8- 21	286	1- 9	123	176	253	253	12	12	
DIV. I NON-CONF.	5- 8	220	0- 0	103	206	196	196	10	10	

TOTALS	RPI 1-25	RPI 26-50	W-L RECORDS	RPI 51-100	RPI 101-999	RPI 201+				
8- 21	0- 1	0- 1	OVERALL	2- 7	6- 12	6- 5				
5- 9	0- 1	0- 0	HOME	1- 3	4- 5	4- 1				
2- 12	0- 0	0- 1	AWAY	1- 4	1- 7	1- 4				
1- 0	0- 0	0- 0	NEUTRAL	0- 0	1- 0	1- 0				
5- 8	0- 1	0- 0	NON-CONFERENCE	2- 3	3- 4	3- 2				
3- 3	0- 1	0- 0	HOME	1- 1	2- 1	2- 0				
1- 5	0- 0	0- 0	AWAY	1- 2	0- 3	0- 2				
1- 0	0- 0	0- 0	NEUTRAL	0- 0	1- 0	1- 0				
3- 13	0- 0	0- 1	CONFERENCE	0- 4	3- 8	3- 3				
2- 6	0- 0	0- 0	HOME	0- 2	2- 4	2- 1				
1- 7	0- 0	0- 1	AWAY	0- 2	1- 4	1- 2				
0- 0	0- 0	0- 0	NEUTRAL	0- 0	0- 0	0- 0				

RPI 1-25				RPI 26-50				RPI 51-100				RPI 101+ Team's RPI: 253			
RPI S	Opponent	Score		RPI S	Opponent	Score		RPI S	Opponent	Score		RPI S	Opponent	Score	
13 H	Buffalo	59	76	31 A	Dayton	59	80	63 H	Toledo	39	58	104 A	George Mason	63	78
								72 A	Duquesne	59	73	104 H	George Mason	63	76
								72 H	Duquesne	73	76	114 H	Del aware	52	53
								73 A	Fordham	48	72	125 A	Saint Louis	55	78
								79 A	Albany (NY)	52	69	141 H	Saint Joseph's	64	70
								87 H	Penn St.	65	62	178 H	Davi dson	68	75
								88 A	Navy	48	86	199 A	Si ena	62	70
								93 A	Bucknel l	59	48	202 H	Ri chmond	57	79
								96 H	George Washi ngton	56	63	211 H	Eastern Mi ch.	70	51
												229 H	Ni agara	76	58
												238 A	Hofstra	68	71
												243 A	La Salle	63	66
												274 H	Massachusetts	69	59
												279 A	Can i si us	69	71
												283 A	VCU	75	77
												323 N	UMBC	63	54
												333 A	Rhode Isl and	77	72
												333 H	Rhode Isl and	81	70

LAST 12 Division I GAMES:															
72 H	Duquesne	73	76	104 H	George Mason	63	76								
333 A	Rhode Isl and	77	72	72 A	Duquesne	59	73								
104 A	George Mason	63	78	73 A	Fordham	48	72								
202 H	Ri chmond	57	79	178 H	Davi dson	68	75								
283 A	VCU	75	77	333 H	Rhode Isl and	81	70								
96 H	George Washi ngton	56	63	243 A	La Salle	63	66								

Non-Div I Games:

St. Bonaventure

S
t
.
F
r
a
n
c
i
s
B
r
o
o
k
l
y
n

St. Francis Brooklyn					Through Games Of Feb. 26, 2018						
Average RPI	Win:	269	WON-LOST	WINNING	LAST 10	STRENGTH OF	OPP. STRENGTH	TEAM	ADJ.	CONF.	ADJ CONF.
Average RPI	Loss:	208	RECORD	PCT. RANK	GAMES	SCHEDULE	OF SCHEDULE	RPI	RPI	RPI	RPI
DIV. I ONLY		12- 15	210	5- 5		304	334	252	252	29	29
DIV. I NON-CONF.		4- 7	226	0- 0		300	313	276	276	29	29

TOTALS	RPI 1-25		RPI 26-50		W-L RECORDS	RPI 51-100		RPI 101-999		RPI 201+	
12- 15	0- 0		0- 0		OVERALL	0- 1		12- 14		10- 8	
8- 3	0- 0		0- 0		HOME	0- 0		8- 3		6- 1	
4- 11	0- 0		0- 0		AWAY	0- 1		4- 10		4- 7	
0- 1	0- 0		0- 0		NEUTRAL	0- 0		0- 1		0- 0	
4- 7	0- 0		0- 0		NON-CONFERENCE	0- 1		4- 6		3- 3	
3- 1	0- 0		0- 0		HOME	0- 0		3- 1		2- 0	
1- 5	0- 0		0- 0		AWAY	0- 1		1- 4		1- 3	
0- 1	0- 0		0- 0		NEUTRAL	0- 0		0- 1		0- 0	
8- 8	0- 0		0- 0		CONFERENCE	0- 0		8- 8		7- 5	
5- 2	0- 0		0- 0		HOME	0- 0		5- 2		4- 1	
3- 6	0- 0		0- 0		AWAY	0- 0		3- 6		3- 4	
0- 0	0- 0		0- 0		NEUTRAL	0- 0		0- 0		0- 0	

RPI 1-25				RPI 26-50				RPI 51-100				RPI 101+ Team's RPI: 252					
RPI	S	Opponent	Score	RPI	S	Opponent	Score	RPI	S	Opponent	Score	RPI	S	Opponent	Score		
								70	A	St. John's (NY)	49	73	112	A	Saint Francis (PA)	75	90
												112	H	Saint Francis (PA)	71	94	
												124	A	Seton Hall	50	84	
												128	A	Robert Morris	36	59	
												128	H	Robert Morris	49	47	
												160	H	Army West Point	73	52	
												187	H	Morehead St.	59	73	
												197	N	Norfolk St.	51	52	
												228	A	Fla. Atlantic	60	80	
												235	H	Loyola Maryland	64	47	
												257	A	Sacred Heart	60	66	
												257	H	Sacred Heart	63	48	
												259	A	Manhattan	54	57	
												265	A	Howard	69	72	
												277	A	LIU Brooklyn	59	61	
												277	H	LIU Brooklyn	64	54	
												284	A	Fairleigh Dickinson	58	45	
												284	H	Fairleigh Dickinson	62	70	
												285	A	Bryant	63	73	
												290	A	Mt. St. Mary's	75	56	
												290	H	Mt. St. Mary's	82	73	
												294	A	Central Conn. St.	78	70	
												332	A	Wagner	47	50	
												332	H	Wagner	80	76	
												338	H	Iona	72	63	
												348	A	Saint Peter's	64	49	

LAST 12 Division I GAMES:																	
				284	A	Fairleigh Dickinson	58	45	332	A	Wagner	47	50				
				257	A	Sacred Heart	60	66	257	H	Sacred Heart	63	48				
				277	H	LIU Brooklyn	64	54	284	H	Fairleigh Dickinson	62	70				
				128	H	Robert Morris	49	47	285	A	Bryant	63	73				
				112	H	Saint Francis (PA)	71	94	294	A	Central Conn. St.	78	70				
				290	A	Mt. St. Mary's	75	56	332	H	Wagner	80	76				

S
t
.
F
r
a
n
c
i
s
B
r
o
o
k
l
y
n

Non-Div I Games:

St. Francis Brooklyn

Average RPI Win:	124	WON-LOST	WINNING	LAST 10	STRENGTH OF	OPP. STRENGTH	TEAM	ADJ.	CONF.	ADJ CONF.
Average RPI Loss:	64	RECORD	PCT. RANK	GAMES	SCHEDULE	OF SCHEDULE	RPI	RPI	RPI	RPI
DIV. I ONLY	16- 13	144	4- 6	15	58	70	70	6	6	
DIV. I NON-CONF.	7- 4	102	0- 1	6	50	34	34	6	6	

TOTALS	RPI 1-25	RPI 26-50	W-L RECORDS	RPI 51-100	RPI 101-999	RPI 201+				
16- 13	0- 7	2- 2	OVERALL	3- 1	11- 3	3- 2				
10- 5	0- 3	2- 0	HOME	1- 1	7- 1	2- 1				
5- 6	0- 2	0- 2	AWAY	2- 0	3- 2	1- 1				
1- 2	0- 2	0- 0	NEUTRAL	0- 0	1- 0	0- 0				
7- 4	0- 3	0- 0	NON-CONFERENCE	3- 1	4- 0	1- 0				
4- 2	0- 1	0- 0	HOME	1- 1	3- 0	1- 0				
2- 0	0- 0	0- 0	AWAY	2- 0	0- 0	0- 0				
1- 2	0- 2	0- 0	NEUTRAL	0- 0	1- 0	0- 0				
9- 9	0- 4	2- 2	CONFERENCE	0- 0	7- 3	2- 2				
6- 3	0- 2	2- 0	HOME	0- 0	4- 1	1- 1				
3- 6	0- 2	0- 2	AWAY	0- 0	3- 2	1- 1				
0- 0	0- 0	0- 0	NEUTRAL	0- 0	0- 0	0- 0				

RPI 1-25				RPI 26-50				RPI 51-100				Team's RPI : 70				RPI 101+			
RPI	S	Opponent	Score	RPI	S	Opponent	Score	RPI	S	Opponent	Score	RPI	S	Opponent	Score	RPI	S	Opponent	Score
13	H	Buffalo	72 73	26	A	Villanova	52 69	52	A	Miami (FL)	74 64	111	A	Georgetown	71 63				
14	N	South Fla.	59 68	26	H	Villanova	70 64	66	H	James Madison	81 64	111	H	Georgetown	64 41				
17	N	South Carolina	58 76	50	A	Creighton	39 53	73	H	Fordham	64 67	117	N	Western Mich.	76 48				
23	A	DePaul	67 76	50	H	Creighton	72 65	79	A	Albany (NY)	71 66	122	A	Butler	73 55				
23	H	DePaul	54 67									122	H	Butler	76 38				
24	A	Marquette	72 74									124	A	Seton Hall	57 62				
24	H	Marquette	57 76									124	H	Seton Hall	75 56				
												156	H	Kansas	65 53				
												159	H	William & Mary	92 81				
												210	A	Providence	68 70				
												210	H	Providence	44 49				
												215	A	Xavier	67 63				
												215	H	Xavier	70 36				
												252	H	St. Francis Brooklyn	73 49				
LAST 12 Division I GAMES:																			
14	N	South Fla.	59 68	215	H	Xavier	70 36												
24	H	Marquette	57 76	122	H	Butler	76 38												
23	H	DePaul	54 67	210	A	Providence	68 70												
124	H	Seton Hall	75 56	50	A	Creighton	39 53												
111	A	Georgetown	71 63	124	A	Seton Hall	57 62												
26	A	Villanova	52 69	26	H	Villanova	70 64												

Average RPI Win:	122	WON-LOST	WINNING	LAST 10	STRENGTH OF	OPP. STRENGTH	TEAM	ADJ.	CONF.	ADJ CONF.
Average RPI Loss:	26	RECORD	PCT. RANK	GAMES	SCHEDULE	OF SCHEDULE	RPI	RPI	RPI	RPI
DIV. I ONLY	20- 9	68	8- 2	6	13	15	15	5	5	
DIV. I NON-CONF.	6- 6	170	0- 0	4	14	36	36	3	3	

TOTALS	RPI 1-25	RPI 26-50	W-L RECORDS	RPI 51-100	RPI 101-999	RPI 201+				
20- 9	2- 6	4- 1	OVERALL	3- 2	11- 0	4- 0				
12- 2	1- 1	2- 0	HOME	2- 1	7- 0	3- 0				
6- 5	1- 3	2- 1	AWAY	0- 1	3- 0	1- 0				
2- 2	0- 2	0- 0	NEUTRAL	1- 0	1- 0	0- 0				
6- 6	0- 5	0- 0	NON-CONFERENCE	2- 1	4- 0	2- 0				
3- 2	0- 1	0- 0	HOME	1- 1	2- 0	2- 0				
1- 2	0- 2	0- 0	AWAY	0- 0	1- 0	0- 0				
2- 2	0- 2	0- 0	NEUTRAL	1- 0	1- 0	0- 0				
14- 3	2- 1	4- 1	CONFERENCE	1- 1	7- 0	2- 0				
9- 0	1- 0	2- 0	HOME	1- 0	5- 0	1- 0				
5- 3	1- 1	2- 1	AWAY	0- 1	2- 0	1- 0				
0- 0	0- 0	0- 0	NEUTRAL	0- 0	0- 0	0- 0				

RPI	S	Opponent	Score	RPI	S	Opponent	Score	RPI	S	Opponent	Score	RPI	S	Opponent	Score
2	N	UConn	53 78	33	A	Oregon St.	60 57	57	A	Arizona St.	66 73	101	H	Utah	70 49
4	A	Baylor	57 81	40	A	Cal i forn i a	66 78	57	H	Ari zona St.	74 50	107	H	Washington St.	70 57
6	A	Ohio St.	64 85	40	H	Cal i forn i a	74 69	67	N	Belmont	74 53	131	A	San Franci sco	86 66
6	N	Ohio St.	82 94	45	A	Southern Cal i forn i a	59 55	80	H	UNLV	74 33	150	H	Colorado	62 53
8	A	Oregon	78 65	45	H	Southern Cal i forn i a	72 65	99	H	Western III.	64 71	162	N	Kent St.	79 54
9	H	Tennessee	71 83									200	A	Washing ton	86 79
10	A	UCLA	53 64									200	H	Washing ton	71 45
10	H	UCLA	76 65									205	H	CSU Bakersfi el d	57 34
												246	H	UC Ri versi de	53 43
												275	A	Ari zona	61 46
												275	H	Ari zona	79 42

LAST 12 Di v i s i o n I GAMES:															
200	A	Washington	86 79	33	A	Oregon St.	60 57	275	H	Ari zona	79 42				
40	A	Cal i forn i a	66 78	57	H	Ari zona St.	74 50	10	A	UCLA	53 64				
40	H	Cal i forn i a	74 69	45	A	Southern Cal i forn i a	59 55	200	H	Washing ton	71 45				
150	H	Colorado	62 53												
101	H	Utah	70 49												
8	A	Oregon	78 65												

Non-Di v I Games:

Stanford

Average RPI Win: 243

Average RPI Loss: 133

WON-LOST
RECORDWINNING
PCT. RANKLAST 10
GAMESSTRENGTH OF
SCHEDULEOPP. STRENGTH
OF SCHEDULETEAM
RPIADJ.
RPICONF.
RPIADJ CONF.
RPIDIV. I ONLY
DIV. I NON-CONF.15- 13
7- 7155
1705- 5
0- 0208
123212
125185
151185
15123
2223
22

TOTALS

RPI 1-25

RPI 26-50

W-L RECORDS

RPI 51-100

RPI 101-999

RPI 201+

15- 13
9- 3
4- 6
2- 40- 2
0- 0
0- 2
0- 00- 1
0- 0
0- 0
0- 1OVERALL
HOME
AWAY
NEUTRAL1- 5
1- 2
0- 2
0- 114- 5
8- 1
4- 2
2- 211- 4
7- 0
3- 2
1- 27- 7
4- 1
1- 2
2- 40- 2
0- 0
0- 2
0- 00- 1
0- 0
0- 0
0- 1NON-CONFERENCE
HOME
AWAY
NEUTRAL1- 1
1- 0
0- 0
0- 16- 3
3- 1
1- 0
2- 23- 2
2- 0
0- 0
1- 28- 6
5- 2
3- 4
0- 00- 0
0- 0
0- 0
0- 00- 0
0- 0
0- 0
0- 0CONFERENCE
HOME
AWAY
NEUTRAL0- 4
0- 2
0- 2
0- 08- 2
5- 0
3- 2
0- 08- 2
5- 0
3- 2
0- 0

RPI 1-25

RPI 26-50

RPI 51-100

RPI 101+

Team's RPI: 185

RPI	S	Opponent	Score
7	A	Florida St.	39 84
11	A	Texas	59 95

RPI	S	Opponent	Score
41	N	Western Ky.	58 66

RPI	S	Opponent	Score
51	A	FGCU	40 80
51	H	FGCU	60 74
95	N	Wright St.	59 64
98	H	Chattanooga	78 67
100	A	Jacksonville	63 73
100	H	Jacksonville	54 61

RPI	S	Opponent	Score
143	H	Texas St.	61 54
157	N	Florida	85 71
164	A	SIUE	65 61
194	H	High Point	64 69
202	H	Richmond	72 67
210	N	Providence	45 56
250	A	North Florida	68 51
250	H	North Florida	68 55
255	H	Northern Ky.	67 56
262	A	Lipscomb	59 55
262	H	Lipscomb	91 71
281	N	UMKC	50 67
293	A	USC Upstate	64 69
293	H	USC Upstate	62 61
300	A	Kennesaw St.	49 66
300	H	Kennesaw St.	96 53
334	N	Delaware St.	58 43
341	A	NJIT	72 53
341	H	NJIT	73 55

LAST 12 Division I GAMES:

51	H	FGCU	60 74	250	A	North Florida	68 51
262	H	Lipscomb	91 71	100	A	Jacksonville	63 73
300	H	Kennesaw St.	96 53	250	H	North Florida	68 55
293	A	USC Upstate	64 69	300	A	Kennesaw St.	49 66
341	A	NJIT	72 53	262	A	Lipscomb	59 55
100	H	Jacksonville	54 61	341	H	NJIT	73 55

Non-Div I Games:

Thomas (GA)

92 41

Webber Int'l

67 30

Stetson

■ Loss,
 ■ Non-Conf,
 ■ S Site,
 ■ Home
 ■ A Away
 N Neutral

Average RPI Win:	268	WON-LOST	WINNING	LAST 10	STRENGTH OF	OPP. STRENGTH	TEAM	ADJ.	CONF.	ADJ CONF.
Average RPI Loss:	125	RECORD	PCT. RANK	GAMES	SCHEDULE	OF SCHEDULE	RPI	RPI	RPI	RPI
DIV. I ONLY	17- 11	107	8- 2	303	239	180	180	20	20	
DIV. I NON-CONF.	7- 5	132	0- 0	332	241	224	224	24	24	

TOTALS	RPI 1-25	RPI 26-50	W-L RECORDS	RPI 51-100	RPI 101-999	RPI 201+				
17- 11	0- 0	0- 1	OVERALL	1- 4	16- 6	13- 1				
8- 5	0- 0	0- 0	HOME	1- 1	7- 4	7- 0				
9- 6	0- 0	0- 1	AWAY	0- 3	9- 2	6- 1				
0- 0	0- 0	0- 0	NEUTRAL	0- 0	0- 0	0- 0				
7- 5	0- 0	0- 1	NON-CONFERENCE	0- 1	7- 3	7- 1				
4- 1	0- 0	0- 0	HOME	0- 0	4- 1	4- 0				
3- 4	0- 0	0- 1	AWAY	0- 1	3- 2	3- 1				
0- 0	0- 0	0- 0	NEUTRAL	0- 0	0- 0	0- 0				
10- 6	0- 0	0- 0	CONFERENCE	1- 3	9- 3	6- 0				
4- 4	0- 0	0- 0	HOME	1- 1	3- 3	3- 0				
6- 2	0- 0	0- 0	AWAY	0- 2	6- 0	3- 0				
0- 0	0- 0	0- 0	NEUTRAL	0- 0	0- 0	0- 0				

RPI 1-25	RPI 26-50	RPI 51-100	RPI 101+	Team's RPI: 180
RPI S Opponent Score	RPI S Opponent Score	RPI S Opponent Score	RPI S Opponent Score	Score
	29 A Syracuse 70 81	55 A Harvard 53 60	127 H Yale 71 77	
		77 A Maine 56 64	147 A Hartford 66 58	
		77 H Maine 76 68	147 H Hartford 68 75	
		79 A Albany (NY) 58 64	151 A Binghamton 67 59	
		79 H Albany (NY) 68 72	151 H Binghamton 64 69	
			170 A Northwestern 36 68	
			186 A New Hampshire 62 56	
			186 H New Hampshire 50 51	
			238 A Hofstra 73 49	
			259 H Manhattan 74 59	
			272 A Cornell 40 48	
			284 A Fairleigh Dickinson 56 51	
			292 A Vermont 55 49	
			292 H Vermont 80 57	
			294 H Central Conn. St. 60 55	
			323 A UMBC 69 44	
			323 H UMBC 53 49	
			326 A Ga. Southern 68 49	
			332 H Wagner 69 50	
			338 H Iona 63 46	
			347 A UMass Lowell 63 60	
			347 H UMass Lowell 59 50	
LAST 12 Division I GAMES:				
	292 A Vermont 55 49	147 A Hartford 66 58		
	186 A New Hampshire 62 56	323 A UMBC 69 44		
	323 H UMBC 53 49	79 A Albany (NY) 58 64		
	77 H Maine 76 68	347 H UMass Lowell 59 50		
	347 A UMass Lowell 63 60	186 H New Hampshire 50 51		
	151 H Binghamton 64 69	151 A Binghamton 67 59		

Non-Div I Games: Farmingdale St. 76 25

Stony Brook

Average RPI Win:	149	WON-LOST	WINNING	LAST 10	STRENGTH OF	OPP. STRENGTH	TEAM	ADJ.	CONF.	ADJ CONF.
Average RPI Loss:	27	RECORD	PCT. RANK	GAMES	SCHEDULE	OF SCHEDULE	RPI	RPI	RPI	RPI
DIV. I ONLY	22- 7	45	8- 2	68	15	29	29	1	1	
DIV. I NON-CONF.	12- 1	6	0- 0	128	91	26	26	1	1	

TOTALS	RPI 1-25	RPI 26-50	W-L RECORDS	RPI 51-100	RPI 101-999	RPI 201+				
22- 7	2- 4	1- 1	OVERALL	3- 2	16- 0	4- 0				
13- 2	2- 1	1- 0	HOME	1- 1	9- 0	3- 0				
6- 4	0- 2	0- 1	AWAY	2- 1	4- 0	0- 0				
3- 1	0- 1	0- 0	NEUTRAL	0- 0	3- 0	1- 0				
12- 1	0- 1	1- 0	NON-CONFERENCE	2- 0	9- 0	4- 0				
7- 0	0- 0	1- 0	HOME	0- 0	6- 0	3- 0				
2- 0	0- 0	0- 0	AWAY	2- 0	0- 0	0- 0				
3- 1	0- 1	0- 0	NEUTRAL	0- 0	3- 0	1- 0				
10- 6	2- 3	0- 1	CONFERENCE	1- 2	7- 0	0- 0				
6- 2	2- 1	0- 0	HOME	1- 1	3- 0	0- 0				
4- 4	0- 2	0- 1	AWAY	0- 1	4- 0	0- 0				
0- 0	0- 0	0- 0	NEUTRAL	0- 0	0- 0	0- 0				

RPI 1-25				RPI 26-50				Team's RPI: 29				RPI 51-100				RPI 101+			
RPI	S	Opponent	Score	RPI	S	Opponent	Score	RPI	S	Opponent	Score	RPI	S	Opponent	Score	RPI	S	Opponent	Score
1	A	Notre Dame	72 87	34	A	Virginia	63 68	52	A	Miami (FL)	67 72	108	A	Wake Forest	71 61				
3	N	Mississippi St.	65 76	49	H	Drexel	72 62	65	H	Georgia Tech	88 77	110	A	North Carolina	86 80				
5	H	Louisville	77 84					75	H	Virginia Tech	64 73	136	N	Vanderbilt	84 78				
7	H	Florida St.	76 69					80	A	UNLV	69 55	147	H	Hartford	75 63				
12	H	Duke	68 65					96	A	George Washington	74 62	155	H	Clemson	86 51				
20	A	NC State	56 60									166	A	Pittsburgh	62 53				
												166	H	Pittsburgh	70 52				
												170	H	Northwestern	81 74				
												180	H	Stony Brook	81 70				
												191	N	Wisconsin	77 74				
												196	A	Boston College	75 57				
												196	H	Boston College	69 63				
												233	N	Coastal Caro.	69 57				
												264	H	Morgan St.	95 68				
												276	H	UMES	68 45				
												282	H	Colgate	79 39				
LAST 12 Division I GAMES:																			
196	H	Boston College	69 63	75	H	Virginia Tech	64 73												
110	A	North Carolina	86 80	196	A	Boston College	75 57												
166	A	Pittsburgh	62 53	155	H	Clemson	86 51												
12	H	Duke	68 65	166	H	Pittsburgh	70 52												
108	A	Wake Forest	71 61	52	A	Miami (FL)	67 72												
5	H	Louisville	77 84	20	A	NC State	56 60												

TCUTCU

TCU

Average RPI Win:	222	WON-LOST	WINNING	LAST 10	STRENGTH OF	OPP. STRENGTH	TEAM	ADJ.	CONF.	ADJ CONF.
Average RPI Loss:	78	RECORD	PCT. RANK	GAMES	SCHEDULE	OF SCHEDULE	RPI	RPI	RPI	RPI
DIV. I ONLY	11- 18	237	2- 8	82	75	195	195	8	8	
DIV. I NON-CONF.	8- 5	111	0- 1	198	112	183	183	7	7	

TOTALS	RPI 1-25	RPI 26-50	W-L RECORDS	RPI 51-100	RPI 101-999	RPI 201+				
11- 18	0- 5	0- 4	OVERALL	1- 2	10- 7	7- 1				
8- 11	0- 3	0- 3	HOME	1- 2	7- 3	4- 0				
3- 7	0- 1	0- 0	AWAY	0- 0	3- 1	3- 0				
0- 0	0- 0	0- 0	NEUTRAL	0- 0	0- 0	0- 0				
8- 5	0- 1	0- 2	NON-CONFERENCE	1- 1	7- 1	4- 0				
6- 5	0- 1	0- 2	HOME	1- 1	5- 1	2- 0				
2- 0	0- 0	0- 0	AWAY	0- 0	2- 0	2- 0				
0- 0	0- 0	0- 0	NEUTRAL	0- 0	0- 0	0- 0				
3- 13	0- 4	0- 2	CONFERENCE	0- 1	3- 6	3- 1				
2- 6	0- 2	0- 1	HOME	0- 1	2- 2	2- 0				
1- 7	0- 2	0- 1	AWAY	0- 0	1- 4	1- 1				
0- 0	0- 0	0- 0	NEUTRAL	0- 0	0- 0	0- 0				

Temple

RPI 1-25				RPI 26-50				RPI 51-100				RPI 101+ Team's RPI: 195			
RPI	S	Opponent	Score	RPI	S	Opponent	Score	RPI	S	Opponent	Score	RPI	S	Opponent	Score
2	A	UConn	45 106	26	H	Villanova	65 69	55	H	Harvard	86 64	118	A	Cincinnati	72 80
2	H	UConn	57 113	43	H	Rutgers	67 84	69	H	Penn	59 74	118	H	Cincinnati	52 70
14	A	South Fla.	60 76	44	A	UCF	46 76	71	H	Houston	75 99	129	A	Tulane	65 69
14	H	South Fla.	73 89	44	H	UCF	57 64					132	A	Wichita St.	81 88
17	H	South Carolina	60 87									141	H	Saint Joseph's	69 66
												165	H	Ole Miss	48 64
												176	H	Marist	83 77
												189	H	Memphis	78 83
												201	H	Hampton	65 56
												203	A	East Carolina	65 64
												208	A	SMU	56 60
												208	H	SMU	55 52
												209	H	Tulsa	76 75
												243	A	La Salle	69 52
												332	H	Wagner	70 36
												334	H	Delaware St.	96 72
												338	A	Iona	59 54

LAST 12 Division I GAMES:															
189	H	Memphis	78 83	129	A	Tulane	65 69								
203	A	East Carolina	65 64	209	H	Tulsa	76 75								
118	H	Cincinnati	52 70	208	A	SMU	56 60								
2	A	UConn	45 106	14	A	South Fla.	60 76								
132	A	Wichita St.	81 88	69	H	Penn	59 74								
44	H	UCF	57 64	2	H	UConn	57 113								

Temple

Non-Div I Games:

Temple

Average RPI Win:	102	WON-LOST	WINNING	LAST 10	STRENGTH OF	OPP. STRENGTH	TEAM	ADJ.	CONF.	ADJ CONF.
Average RPI Loss:	25	RECORD	PCT. RANK	GAMES	SCHEDULE	OF SCHEDULE	RPI	RPI	RPI	RPI
DIV. I ONLY	23- 6	28	7- 3	8	7	9	9	2	2	
DIV. I NON-CONF.	12- 1	6	0- 1	10	32	3	3	2	2	

TOTALS	RPI 1-25	RPI 26-50	W-L RECORDS	RPI 51-100	RPI 101-999	RPI 201+				
23- 6	6- 5	2- 0	OVERALL	4- 1	11- 0	2- 0				
13- 2	3- 1	1- 0	HOME	2- 1	7- 0	1- 0				
7- 4	2- 4	0- 0	AWAY	1- 0	4- 0	1- 0				
3- 0	1- 0	1- 0	NEUTRAL	1- 0	0- 0	0- 0				
12- 1	3- 1	1- 0	NON-CONFERENCE	2- 0	6- 0	2- 0				
7- 0	1- 0	0- 0	HOME	1- 0	5- 0	1- 0				
2- 1	1- 1	0- 0	AWAY	0- 0	1- 0	1- 0				
3- 0	1- 0	1- 0	NEUTRAL	1- 0	0- 0	0- 0				
11- 5	3- 4	1- 0	CONFERENCE	2- 1	5- 0	0- 0				
6- 2	2- 1	1- 0	HOME	1- 1	2- 0	0- 0				
5- 3	1- 3	0- 0	AWAY	1- 0	3- 0	0- 0				
0- 0	0- 0	0- 0	NEUTRAL	0- 0	0- 0	0- 0				

RPI	S	Opponent	Score
1	A	Notre Dame	70 84
3	H	Mississippi St.	52 71
11	H	Texas	82 75
15	A	Stanford	83 71
17	A	South Carolina	86 70
17	H	South Carolina	65 46
18	A	Texas A&M	76 79
18	H	Texas A&M	82 67
19	A	Missouri	73 77
24	N	Marquette	101 99
25	A	LSU	59 70

RPI	S	Opponent	Score
28	H	Georgia	62 46
48	N	Oklahoma St.	79 69

RPI	S	Opponent	Score
59	N	South Dakota	69 49
66	H	James Madison	89 60
86	H	Alabama	63 72
89	A	Kentucky	63 49
97	H	Auburn	70 59

RPI	S	Opponent	Score
113	H	ETSU	87 49
115	H	Central Ark.	77 34
132	H	Wichita St.	68 56
136	A	Vanderbilt	74 64
136	H	Vanderbilt	86 73
139	A	Arkansas	90 85
157	A	Florida	70 42
165	H	Ole Miss	75 66
168	H	Troy	131 69
299	A	Long Beach St.	90 61
307	H	Alabama St.	104 51

LAST 12 Division I GAMES:

17	H	South Carolina	65 46	136	A	Vanderbilt	74 64
157	A	Florida	70 42	18	H	Texas A&M	82 67
19	A	Missouri	73 77	25	A	LSU	59 70
86	H	Alabama	63 72	165	H	Ole Miss	75 66
28	H	Georgia	62 46	3	H	Mississippi St.	52 71
139	A	Arkansas	90 85	1	A	Notre Dame	70 84

Non-Div I Games:

Tennessee

Tennessee St.		Through Games Of Feb. 26, 2018									
Average RPI Win: 309		WON-LOST	WINNING	LAST 10	STRENGTH OF	OPP. STRENGTH	TEAM	ADJ.	CONF.	ADJ CONF.	
Loss: 192		RECORD	PCT. RANK	GAMES	SCHEDULE	OF SCHEDULE	RPI	RPI	RPI	RPI	
DIV. I ONLY		5- 21	319	3- 7	241	316	329	329	25	25	
DIV. I NON-CONF.		1- 7	310	0- 0	148	285	313	313	27	27	
TOTALS		RPI 1-25	RPI 26-50	W-L RECORDS		RPI 51-100	RPI 101-999	RPI 201+			
5- 21	0- 1		0- 1	OVERALL		0- 2	5- 17	5- 8			
4- 10	0- 0		0- 1	HOME		0- 1	4- 8	4- 4			
1- 11	0- 1		0- 0	AWAY		0- 1	1- 9	1- 4			
0- 0	0- 0		0- 0	NEUTRAL		0- 0	0- 0	0- 0			
1- 7	0- 1		0- 1	NON-CONFERENCE		0- 0	1- 5	1- 3			
1- 4	0- 0		0- 1	HOME		0- 0	1- 3	1- 2			
0- 3	0- 1		0- 0	AWAY		0- 0	0- 2	0- 1			
0- 0	0- 0		0- 0	NEUTRAL		0- 0	0- 0	0- 0			
4- 14	0- 0		0- 0	CONFERENCE		0- 2	4- 12	4- 5			
3- 6	0- 0		0- 0	HOME		0- 1	3- 5	3- 2			
1- 8	0- 0		0- 0	AWAY		0- 1	1- 7	1- 3			
0- 0	0- 0		0- 0	NEUTRAL		0- 0	0- 0	0- 0			

RPI 1-25				RPI 26-50				RPI 51-100				RPI 101+				Team's RPI: 329	
RPI	S	Opponent	Score	RPI	S	Opponent	Score	RPI	S	Opponent	Score	RPI	S	Opponent	Score		
5	A	Louisville	56 95	36	H	Ball St.	65 85	67	A	Belmont	42 84	164	A	SIUE	63 74		
								67	H	Belmont	70 87	164	H	SIUE	76 88		
												168	H	Troy	66 95		
												177	A	UT Martin	68 80		
												183	A	Jacksonville St.	61 62		
												183	H	Jacksonville St.	56 75		
												187	A	Morehead St.	81 97		
												187	H	Morehead St.	69 71		
												189	A	Memphis	75 79		
												213	A	Arkansas St.	62 68		
												219	A	Southeast Mo. St.	66 71		
												242	H	Austin Peay	59 75		
												262	H	Lipscomb	71 64		
												297	H	Murray St.	73 85		
												301	H	Marshall	65 71		
												312	A	Eastern Ky.	59 58		
												312	H	Eastern Ky.	69 58		
												313	A	Tennessee Tech	65 68		
												313	H	Tennessee Tech	76 66		
												318	H	Alabama A&M	75 77		
												346	A	Eastern Ill.	59 66		
												346	H	Eastern Ill.	86 68		
LAST 12 Division I GAMES:																	
				67	A	Belmont	42 84	312	A	Eastern Ky.	59 58						
				313	A	Tennessee Tech	65 68	187	A	Morehead St.	81 97						
				312	H	Eastern Ky.	69 58	346	H	Eastern Ill.	86 68						
				187	H	Morehead St.	69 71	164	H	SIUE	76 88						
				183	A	Jacksonville St.	61 62	297	H	Murray St.	73 85						
				67	H	Belmont	70 87	242	H	Austin Peay	59 75						

Non-Div I Games:	Fisk	93	48
------------------	------	----	----

Tennessee St.

■ Loss, ■ Non-Conf, S Site, H Home A Away N Neutral

Average RPI Win:	288	WON-LOST	WINNING	LAST 10	STRENGTH OF	OPP. STRENGTH	TEAM	ADJ.	CONF.	ADJ CONF.
Average RPI Loss:	180	RECORD	PCT. RANK	GAMES	SCHEDULE	OF SCHEDULE	RPI	RPI	RPI	RPI
DIV. I ONLY	5- 22	324	3- 7	183	308	313	313	25	25	
DIV. I NON-CONF.	1- 8	313	0- 0	87	186	282	282	27	27	

TOTALS	RPI 1-25	RPI 26-50	W-L RECORDS	RPI 51-100	RPI 101-999	RPI 201+				
5- 22	0- 0	0- 1	OVERALL	0- 5	5- 16	4- 8				
3- 10	0- 0	0- 0	HOME	0- 2	3- 8	3- 4				
2- 12	0- 0	0- 1	AWAY	0- 3	2- 8	1- 4				
0- 0	0- 0	0- 0	NEUTRAL	0- 0	0- 0	0- 0				
1- 8	0- 0	0- 1	NON-CONFERENCE	0- 3	1- 4	1- 1				
1- 3	0- 0	0- 0	HOME	0- 1	1- 2	1- 1				
0- 5	0- 0	0- 1	AWAY	0- 2	0- 2	0- 0				
0- 0	0- 0	0- 0	NEUTRAL	0- 0	0- 0	0- 0				
4- 14	0- 0	0- 0	CONFERENCE	0- 2	4- 12	3- 7				
2- 7	0- 0	0- 0	HOME	0- 1	2- 6	2- 3				
2- 7	0- 0	0- 0	AWAY	0- 1	2- 6	1- 4				
0- 0	0- 0	0- 0	NEUTRAL	0- 0	0- 0	0- 0				

RPI	S	Opponent	Score	RPI	S	Opponent	Score	RPI	S	Opponent	Score	RPI	S	Opponent	Score
28	A	Georgia	48 56	67	A	Belmont	59 78	105	A	Middle Tenn.	44 58	113	A	ETSU	55 74
				67	H	Belmont	60 68	149	H	Radford	41 60	164	A	SIUE	58 65
				81	H	IUPUI	54 68	177	H	UT Martin	51 67	183	A	Jacksonville St.	60 58
				89	A	Kentucky	54 82	183	H	Jacksonville St.	59 73	187	A	Morehead St.	51 53
				95	A	Wright St.	59 82	187	H	Morehead St.	67 74	219	H	Southeast Mo. St.	66 70
								242	A	Austin Peay	52 53	242	H	Austin Peay	63 59
								262	H	Lipscomb	57 61	297	A	Murray St.	73 80
								297	H	Murray St.	63 72	312	A	Eastern Ky.	53 55
								312	H	Eastern Ky.	68 76	329	A	Tennessee St.	66 76
								329	H	Tennessee St.	68 65	340	H	Winthrop	70 41
								346	A	Eastern Ill.	60 57				
LAST 12 Division I GAMES:															
183	H	Jacksonville St.	59 73	346	A	Eastern Ill.	60 57								
329	H	Tennessee St.	68 65	164	A	SIUE	58 65								
297	A	Murray St.	73 80	177	H	UT Martin	51 67								
242	A	Austin Peay	52 53	219	H	Southeast Mo. St.	66 70								
67	H	Belmont	60 68	187	A	Morehead St.	51 53								
183	A	Jacksonville St.	60 58	312	A	Eastern Ky.	53 55								

Non-Div I Games: Cumberland (TN) 83 52 Tenn. Wesleyan 84 66

Tennessee Tech

Average RPI Win: **132**
 Average RPI Loss: **19**

WON-LOST
RECORD

WINNING
PCT. RANK

LAST 10
GAMES

STRENGTH OF
SCHEDULE

OPP. STRENGTH
OF SCHEDULE

TEAM
RPI

ADJ.
RPI

CONF.
RPI

ADJ CONF.
RPI

DIV. I ONLY	23- 5	19	8- 2	21	20	11	11	4	4
DIV. I NON-CONF.	9- 2	33	0- 1	40	25	22	22	5	5

TOTALS	RPI 1-25	RPI 26-50	W-L RECORDS	RPI 51-100	RPI 101-999	RPI 201+			
23- 5	2- 4	4- 0	OVERALL	5- 1	12- 0	5- 0			
13- 2	1- 2	1- 0	HOME	3- 0	8- 0	4- 0			
8- 3	0- 2	3- 0	AWAY	2- 1	3- 0	1- 0			
2- 0	1- 0	0- 0	NEUTRAL	0- 0	1- 0	0- 0			
9- 2	2- 2	1- 0	NON-CONFERENCE	0- 0	6- 0	3- 0			
6- 1	1- 1	0- 0	HOME	0- 0	5- 0	3- 0			
1- 1	0- 1	1- 0	AWAY	0- 0	0- 0	0- 0			
2- 0	1- 0	0- 0	NEUTRAL	0- 0	1- 0	0- 0			
14- 3	0- 2	3- 0	CONFERENCE	5- 1	6- 0	2- 0			
7- 1	0- 1	1- 0	HOME	3- 0	3- 0	1- 0			
7- 2	0- 1	2- 0	AWAY	2- 1	3- 0	1- 0			
0- 0	0- 0	0- 0	NEUTRAL	0- 0	0- 0	0- 0			

RPI	S	Opponent	Score	RPI	S	Opponent	Score	RPI	S	Opponent	Score	RPI	S	Opponent	Score
2	H	UConn	71 75	28	A	Georgia	81 53	68	A	West Virginia	73 55	116	A	Iowa St.	72 59
4	A	Baylor	56 81	30	A	Oklahoma	88 78	68	H	West Virginia	79 58	116	H	Iowa St.	87 55
4	H	Baylor	87 93	48	A	Oklahoma St.	77 62	78	A	TCU	77 79	140	H	Louisiana Tech	88 54
7	H	Florida St.	87 72	48	H	Oklahoma St.	84 79	78	H	TCU	92 65	156	A	Kansas	55 41
9	A	Tennessee	75 82					91	A	Kansas St.	75 64	156	H	Kansas	79 62
25	N	LSU	75 66					91	H	Kansas St.	76 54	185	H	Stetson	95 59

LAST 12 Division I GAMES:															
116	A	Iowa St.	72 59	78	H	TCU	92 65	200	N	Washington	92 68	241	A	Texas Tech	90 39
4	H	Baylor	87 93	156	A	Kansas	55 41	241	H	Texas Tech	87 72	269	H	UTSA	120 70
48	A	Oklahoma St.	77 62	116	H	Iowa St.	87 55	288	H	McNeese	100 34	335	H	Northwestern St.	68 44
241	H	Texas Tech	87 72	4	A	Baylor	56 81								
91	H	Kansas St.	76 54	241	A	Texas Tech	90 39								
68	A	West Virginia	73 55	2	H	UConn	71 75								

Non-Div I Games:

Texas

Loss, Non-Conf, S Site, H Home A Away N Neutral

Average RPI Win:	120	WON-LOST	WINNING	LAST 10	STRENGTH OF	OPP. STRENGTH	TEAM	ADJ.	CONF.	ADJ CONF.
Average RPI Loss:	21	RECORD	PCT. RANK	GAMES	SCHEDULE	OF SCHEDULE	RPI	RPI	RPI	RPI
DIV. I ONLY	22- 8	52	7- 3	11	25	18	18	2	2	
DIV. I NON-CONF.	11- 3	45	0- 0	25	69	33	33	2	2	

TOTALS	RPI 1-25	RPI 26-50	W-L RECORDS	RPI 51-100	RPI 101-999	RPI 201+				
22- 8	3- 6	1- 1	OVERALL	6- 1	12- 0	4- 0				
15- 3	3- 1	0- 1	HOME	4- 1	8- 0	2- 0				
6- 4	0- 4	1- 0	AWAY	2- 0	3- 0	1- 0				
1- 1	0- 1	0- 0	NEUTRAL	0- 0	1- 0	1- 0				
11- 3	0- 2	1- 0	NON-CONFERENCE	2- 1	8- 0	4- 0				
8- 2	0- 1	0- 0	HOME	2- 1	6- 0	2- 0				
2- 0	0- 0	1- 0	AWAY	0- 0	1- 0	1- 0				
1- 1	0- 1	0- 0	NEUTRAL	0- 0	1- 0	1- 0				
11- 5	3- 4	0- 1	CONFERENCE	4- 0	4- 0	0- 0				
7- 1	3- 0	0- 1	HOME	2- 0	2- 0	0- 0				
4- 4	0- 4	0- 0	AWAY	2- 0	2- 0	0- 0				
0- 0	0- 0	0- 0	NEUTRAL	0- 0	0- 0	0- 0				

RPI	S	Opponent	Score	RPI	S	Opponent	Score	RPI	S	Opponent	Score	RPI	S	Opponent	Score
3	A	Mississippi St.	55 76	28	H	Georgia	84 92	68	H	West Virginia	56 70	102	H	Rice	82 76
8	H	Oregon	68 83	45	A	Southern California	75 74	71	H	Houston	83 65	103	H	Little Rock	66 49
8	N	Oregon	62 84					78	H	TCU	71 58	115	H	Central Ark.	72 61
9	A	Tennessee	67 82					86	A	Alabama	73 54	136	A	Vanderbilt	91 67
9	H	Tennessee	79 76					89	H	Kentucky	74 70	139	A	Arkansas	104 60
17	A	South Carolina	59 61					97	A	Auburn	82 73	157	H	Florida	85 80
19	H	Missouri	82 63					97	H	Auburn	78 59	163	H	Louisiana	83 62
25	A	LSU	78 80									165	H	Ole Miss	83 54
25	H	LSU	69 59									208	H	SMU	79 57
LAST 12 Division I GAMES:															
19	H	Missouri	82 63	97	H	Auburn	78 59	9	A	Tennessee	67 82	136	A	Vanderbilt	91 67
139	A	Arkansas	104 60	25	H	LSU	69 59	86	A	Alabama	73 54	241	A	Texas Tech	90 56
3	A	Mississippi St.	55 76	28	H	Georgia	84 92					247	H	Prairie View	98 70
157	H	Florida	85 80									249	N	Hawaii	103 59
25	A	LSU	78 80												
165	H	Ole Miss	83 54												

Non-Div I Games:

Texas A&M

Average RPI Win: 303

Average RPI Loss: 201

WON-LOST
RECORDWINNING
PCT. RANKLAST 10
GAMESSTRENGTH OF
SCHEDULEOPP. STRENGTH
OF SCHEDULETEAM
RPIADJ.
RPICONF.
RPIADJ CONF.
RPI

DIV. I ONLY	15- 10	115	8- 2	346	344	234	234	32	32
DIV. I NON-CONF.	3- 6	239	0- 0	314	268	268	268	32	32
<hr/>									
TOTALS	RPI 1-25	RPI 26-50	W-L RECORDS	RPI 51-100	RPI 101-999	RPI 201+			
15- 10	0- 0	0- 0	OVERALL	0- 0	15- 10	15- 4			
7- 3	0- 0	0- 0	HOME	0- 0	7- 3	7- 1			
6- 7	0- 0	0- 0	AWAY	0- 0	6- 7	6- 3			
2- 0	0- 0	0- 0	NEUTRAL	0- 0	2- 0	2- 0			
3- 6	0- 0	0- 0	NON-CONFERENCE	0- 0	3- 6	3- 1			
0- 1	0- 0	0- 0	HOME	0- 0	0- 1	0- 0			
1- 5	0- 0	0- 0	AWAY	0- 0	1- 5	1- 1			
2- 0	0- 0	0- 0	NEUTRAL	0- 0	2- 0	2- 0			
12- 4	0- 0	0- 0	CONFERENCE	0- 0	12- 4	12- 3			
7- 2	0- 0	0- 0	HOME	0- 0	7- 2	7- 1			
5- 2	0- 0	0- 0	AWAY	0- 0	5- 2	5- 2			
0- 0	0- 0	0- 0	NEUTRAL	0- 0	0- 0	0- 0			

RPI 1-25				RPI 26-50				RPI 51-100				RPI 101+				Team's RPI: 234	
RPI	S	Opponent	Score	RPI	S	Opponent	Score	RPI	S	Opponent	Score	RPI	S	Opponent	Score		
												108	A	Wake Forest	56	73	
												143	H	Texas St.	56	70	
												156	A	Kansas	37	72	
												165	A	Ole Miss	58	73	
												174	H	Southern U.	57	67	
												198	A	UTEP	55	65	
												221	N	New Mexico St.	66	50	
												227	A	Grambling	73	63	
												227	H	Grambling	66	56	
												237	A	New Orleans	69	72	
												247	A	Prairie View	48	65	
												247	H	Prairie View	56	61	
												296	H	Alcorn	91	57	
												307	A	Alabama St.	71	39	
												307	H	Alabama St.	76	48	
												318	A	Alabama A&M	55	49	
												318	H	Alabama A&M	60	43	
												320	A	Jackson St.	77	74	
												320	H	Jackson St.	71	66	
												331	A	Ark.-Pine Bluff	59	61	
												331	H	Ark.-Pine Bluff	58	52	
												335	N	Northwestern St.	56	43	
												336	A	Sam Houston St.	77	58	
												339	A	Mississippi Val.	72	53	
												339	H	Mississippi Val.	55	39	
<hr/>																	
LAST 12 Division I GAMES:																	
				307	H	Alabama St.	76	48				247	A	Prairie View	48	65	
				318	H	Alabama A&M	60	43				307	A	Alabama St.	71	39	
				331	A	Ark.-Pine Bluff	59	61				318	A	Alabama A&M	55	49	
				339	A	Mississippi Val.	72	53				331	H	Ark.-Pine Bluff	58	52	
				227	H	Grambling	66	56				339	H	Mississippi Val.	55	39	
				320	H	Jackson St.	71	66				227	A	Grambling	73	63	

Non-Div I Games:

Paul Quinn

85 59

Wiley

74 36

Texas Southern

Average RPI Win: 260

Average RPI Loss: 141

WON-LOST
RECORDWINNING
PCT. RANKLAST 10
GAMESSTRENGTH OF
SCHEDULEOPP. STRENGTH
OF SCHEDULETEAM
RPIADJ.
RPICONF.
RPIADJ CONF.
RPIDIV. I ONLY
DIV. I NON-CONF.20- 8
7- 462
1028- 2
0- 0331
259225
252143
139143
13922
2322
23

TOTALS

RPI 1-25

RPI 26-50

W-L RECORDS

RPI 51-100

RPI 101-999

RPI 201+

20- 8

0- 0

0- 0

OVERALL

0- 2

20- 6

16- 1

10- 2

0- 0

0- 0

HOME

0- 1

10- 1

7- 0

10- 5

0- 0

0- 0

AWAY

0- 0

10- 0

9- 0

0- 1

0- 0

0- 0

NEUTRAL

0- 0

0- 1

0- 0

7- 4

0- 0

0- 0

NON-CONFERENCE

0- 2

7- 2

6- 0

3- 1

0- 0

0- 0

HOME

0- 1

3- 0

2- 0

4- 2

0- 0

0- 0

AWAY

0- 1

4- 1

4- 0

0- 1

0- 0

0- 0

NEUTRAL

0- 0

0- 1

0- 0

13- 4

0- 0

0- 0

CONFERENCE

0- 0

13- 4

10- 1

7- 1

0- 0

0- 0

HOME

0- 0

7- 1

5- 0

6- 3

0- 0

0- 0

AWAY

0- 0

6- 3

5- 1

0- 0

0- 0

0- 0

NEUTRAL

0- 0

0- 0

0- 0

RPI 1-25

RPI 26-50

RPI 51-100

RPI 101+

Team's RPI: 143

RPI S Opponent Score

RPI S Opponent Score

RPI S Opponent Score

RPI S Opponent Score

71 H Houston 67 72

78 A TCU 58 82

103 A Little Rock 48 63

126 N Bethune-Cookman 56 62

130 H Fresno St. 76 59

163 A Louisiana 56 53

163 H Louisiana 58 65

167 H South Ala. 78 63

168 H Troy 83 75

169 A UT Arlington 59 61

185 A Stetson 54 61

213 A Arkansas St. 67 55

233 A Coastal Caro. 64 65

233 H Coastal Caro. 78 69

234 A Texas Southern 70 56

241 A Texas Tech 87 70

247 H Prairie View 84 57

269 H UTSA 91 38

271 A Appalachian St. 69 54

271 H Appalachian St. 92 50

305 A Incarnate Word 74 33

308 A Georgia St. 83 63

308 H Georgia St. 62 40

326 A Ga. Southern 81 56

326 H Ga. Southern 60 51

336 A Sam Houston St. 73 41

337 A La.-Monroe 81 45

337 H La.-Monroe 86 52

LAST 12 Division I GAMES:

326 H Ga. Southern 60 51 233 H Coastal Caro. 78 69

308 H Georgia St. 62 40 308 A Georgia St. 83 63

337 A La.-Monroe 81 45 326 A Ga. Southern 81 56

163 A Louisiana 56 53 163 H Louisiana 58 65

169 A UT Arlington 59 61 337 H La.-Monroe 86 52

271 H Appalachian St. 92 50 103 A Little Rock 48 63

T
e
x
a
s
S
t
.T
e
x
a
s
S
t
.

Non-Div I Games:

Texas St.

Loss, Non-Conf, S Site, H Home A Away N Neutral

Average RPI	Win:	291	WON-LOST	WINNING	LAST 10	STRENGTH OF	OPP. STRENGTH	TEAM	ADJ.	CONF.	ADJ CONF.
Average RPI	Loss:	64	RECORD	PCT. RANK	GAMES	SCHEDULE	OF SCHEDULE	RPI	RPI	RPI	RPI
DIV. I ONLY	7- 22	301	0- 10	74	66	241	241	4	4		
DIV. I NON-CONF.	6- 5	153	0- 0	262	302	252	252	5	5		

TOTALS	RPI 1-25	RPI 26-50	W-L RECORDS	RPI 51-100	RPI 101-999	RPI 201+					
7- 22	0- 6	0- 4	OVERALL	0- 8	7- 4	6- 0					
6- 12	0- 4	0- 2	HOME	0- 3	6- 3	6- 0					
1- 10	0- 2	0- 2	AWAY	0- 5	1- 1	0- 0					
0- 0	0- 0	0- 0	NEUTRAL	0- 0	0- 0	0- 0					
6- 5	0- 2	0- 0	NON-CONFERENCE	0- 2	6- 1	6- 0					
6- 3	0- 2	0- 0	HOME	0- 0	6- 1	6- 0					
0- 2	0- 0	0- 0	AWAY	0- 2	0- 0	0- 0					
0- 0	0- 0	0- 0	NEUTRAL	0- 0	0- 0	0- 0					
1- 17	0- 4	0- 4	CONFERENCE	0- 6	1- 3	0- 0					
0- 9	0- 2	0- 2	HOME	0- 3	0- 2	0- 0					
1- 8	0- 2	0- 2	AWAY	0- 3	1- 1	0- 0					
0- 0	0- 0	0- 0	NEUTRAL	0- 0	0- 0	0- 0					

RPI 1-25				RPI 26-50				RPI 51-100				RPI 101+ Team's RPI: 241			
RPI	S	Opponent	Score	RPI	S	Opponent	Score	RPI	S	Opponent	Score	RPI	S	Opponent	Score
4	A	Bayl or	49 97	30	A	Okl ahoma	61 79	68	A	West Vi rgin ia	52 82	116	A	Iowa St.	57 69
4	H	Bayl or	44 90	30	H	Okl ahoma	52 73	68	H	West Vi rgin ia	60 74	116	H	Iowa St.	54 66
11	A	Texas	72 87	48	A	Okl ahoma St.	62 80	71	A	Houston	75 79	143	H	Texas St.	70 87
11	H	Texas	39 90	48	H	Okl ahoma St.	57 98	78	A	TCU	72 93	156	A	Kansas	68 56
18	H	Texas A&M	56 90					78	H	TCU	60 72	156	H	Kansas	47 60
25	H	LSU	40 48					91	A	Kansas St.	69 83	247	H	Prairie View	89 60
								91	H	Kansas St.	63 86	305	H	Incarnate Word	80 54
								94	A	New Mexico	56 90	306	H	UTRGV	80 64
												331	H	Ark. -Pine Bluff	74 47
												344	H	Florida A&M	82 63
												347	H	UMass Lowell	93 65

LAST 12 Division I GAMES:															
91	H	Kansas St.	63 86	91	A	Kansas St.	69 83								
30	A	Okl ahoma	61 79	4	H	Bayl or	44 90								
78	H	TCU	60 72	48	A	Okl ahoma St.	62 80								
116	A	Iowa St.	57 69	68	A	West Vi rgin ia	52 82								
11	A	Texas	72 87	11	H	Texas	39 90								
68	H	West Vi rgin ia	60 74	156	A	Kansas	68 56								

Non-Div I Games:

Texas Tech

Average RPI Win:	158	WON-LOST	WINNING	LAST 10	STRENGTH OF	OPP. STRENGTH	TEAM	ADJ.	CONF.	ADJ CONF.
Average RPI Loss:	68	RECORD	PCT. RANK	GAMES	SCHEDULE	OF SCHEDULE	RPI	RPI	RPI	RPI
DIV. I ONLY	17- 11	107	3- 5	43	93	63	63	7	7	
DIV. I NON-CONF.	9- 3	61	1- 1	53	151	30	30	8	8	

TOTALS	RPI 1-25	RPI 26-50	W-L RECORDS	RPI 51-100	RPI 101-999	RPI 201+				
17- 11	0- 3	2- 3	OVERALL	2- 3	13- 2	6- 1				
11- 2	0- 1	2- 0	HOME	2- 0	7- 1	2- 0				
5- 8	0- 2	0- 2	AWAY	0- 3	5- 1	4- 1				
1- 1	0- 0	0- 1	NEUTRAL	0- 0	1- 0	0- 0				
9- 3	0- 1	1- 1	NON-CONFERENCE	1- 1	7- 0	3- 0				
5- 0	0- 0	1- 0	HOME	1- 0	3- 0	0- 0				
3- 2	0- 1	0- 0	AWAY	0- 1	3- 0	3- 0				
1- 1	0- 0	0- 1	NEUTRAL	0- 0	1- 0	0- 0				
8- 8	0- 2	1- 2	CONFERENCE	1- 2	6- 2	3- 1				
6- 2	0- 1	1- 0	HOME	1- 0	4- 1	2- 0				
2- 6	0- 1	0- 2	AWAY	0- 2	2- 1	1- 1				
0- 0	0- 0	0- 0	NEUTRAL	0- 0	0- 0	0- 0				

RPI 1-25				RPI 26-50				RPI 51-100				RPI 101+			
RPI	S	Opponent	Score	RPI	S	Opponent	Score	RPI	S	Opponent	Score	RPI	S	Opponent	Score
5	A	Louisville	55 90	27	A	Central Mich.	47 85	72	A	Duquesne	54 73	109	H	Cleveland St.	65 56
13	A	Buffalo	69 87	31	H	Dayton	68 50	77	H	Maine	65 64	112	H	Saint Francis (PA)	74 66
13	H	Buffalo	73 84	36	A	Ball St.	73 78	82	A	Ohio	61 78	117	A	Western Mich.	78 73
				36	H	Ball St.	72 66	82	H	Ohio	75 57	117	H	Western Mich.	69 68
				41	N	Western Ky.	56 70	84	A	Miami (OH)	58 67	121	H	Northern Ill.	63 60
												162	H	Kent St.	55 62
												163	H	Louisiana	79 55
												174	N	Southern U.	81 76
												207	A	Bowling Green	77 67
												211	A	Eastern Mich.	57 70
												211	H	Eastern Mich.	80 69
												216	H	Akron	60 54
												253	A	St. Bonaventure	58 39
												319	A	Detroit Mercy	81 64
												338	A	Iona	74 57

LAST 12 Division I GAMES:															
163	H	Louisiana	79 55	84	A	Miami (OH)	58 67	13	H	Buffalo	73 84	117	A	Western Mich.	78 73
5	A	Louisville	55 90	13	H	Buffalo	73 84	207	A	Bowling Green	77 67	162	H	Kent St.	55 62
36	A	Ball St.	73 78	117	A	Western Mich.	78 73	162	H	Kent St.	55 62	13	A	Buffalo	69 87
211	H	Eastern Mich.	80 69	207	A	Bowling Green	77 67								
117	H	Western Mich.	69 68												
27	A	Central Mich.	47 85												

Non-Div I Games:

Toledo

Average RPI Win: 254	WON-LOST RECORD	WINNING PCT. RANK	LAST 10 GAMES	STRENGTH OF SCHEDULE	OPP. STRENGTH OF SCHEDULE	TEAM RPI	ADJ. RPI	CONF. RPI	ADJ CONF. RPI
Average RPI Loss: 141									
DIV. I ONLY	9- 18	261	2- 8	223	177	266	266	10	10
DIV. I NON-CONF.	5- 6	187	0- 0	330	289	285	285	12	12

TOTALS	RPI 1-25	RPI 26-50	W-L RECORDS	RPI 51-100	RPI 101-999	RPI 201+			
9- 18	0- 0	0- 4	OVERALL	0- 3	9- 11	7- 4			
5- 8	0- 0	0- 2	HOME	0- 2	5- 4	4- 2			
3- 9	0- 0	0- 2	AWAY	0- 1	3- 6	2- 2			
1- 1	0- 0	0- 0	NEUTRAL	0- 0	1- 1	1- 0			
5- 6	0- 0	0- 0	NON-CONFERENCE	0- 1	5- 5	4- 2			
3- 2	0- 0	0- 0	HOME	0- 1	3- 1	2- 1			
1- 3	0- 0	0- 0	AWAY	0- 0	1- 3	1- 1			
1- 1	0- 0	0- 0	NEUTRAL	0- 0	1- 1	1- 0			
4- 12	0- 0	0- 4	CONFERENCE	0- 2	4- 6	3- 2			
2- 6	0- 0	0- 2	HOME	0- 1	2- 3	2- 1			
2- 6	0- 0	0- 2	AWAY	0- 1	2- 3	1- 1			
0- 0	0- 0	0- 0	NEUTRAL	0- 0	0- 0	0- 0			

RPI S Opponent	Score	RPI S Opponent	Score	RPI S Opponent	Score	RPI S Opponent	Score	Team's RPI: 266
47 A El on	61 84	66 A James Madi son	45 69	114 A Delaware	49 51			
47 H El on	45 71	66 H James Madi son	55 64	135 A Northeastern	61 79			
49 A Drexel	53 78	96 H George Washi ngton	43 66	135 H Northeastern	61 70			
49 H Drexel	54 62			141 H Saint Joseph' s	90 66			
				149 N Radford	66 69			
				159 A William & Mary	67 66			
				159 H William & Mary	63 75			
				166 A Pi ttsburgh	63 81			
				197 A Norfolk St.	76 86			
				235 A Loyol a Maryl and	76 67			
				238 A Hofstra	72 83			
				238 H Hofstra	73 72			
				256 H UNCW	72 71			
				273 A Col . of Charleston	83 58			
				273 H Col . of Charleston	67 80			
				274 A Massachusetts	49 72			
				282 H Col gate	61 65			
				323 H UMBC	95 64			
				331 N Ark. -Pi ne Bl uff	70 44			
				332 H Wagner	64 42			
LAST 12 Di vi si on I GAMES:								
49 H Drexel	54 62	49 A Drexel	53 78					
238 A Hofstra	72 83	47 H El on	45 71					
135 A Northeastern	61 79	273 A Col . of Charleston	83 58					
66 H James Madi son	55 64	47 A El on	61 84					
238 H Hofstra	73 72	114 A Del aware	49 51					
159 H William & Mary	63 75	256 H UNCW	72 71					

Non-Di v I Games:

Towson

Average RPI Win:	243	WON-LOST	WINNING	LAST 10	STRENGTH OF	OPP. STRENGTH	TEAM	ADJ.	CONF.	ADJ CONF.
Average RPI Loss:	154	RECORD	PCT. RANK	GAMES	SCHEDULE	OF SCHEDULE	RPI	RPI	RPI	RPI
DIV. I ONLY	14- 11	136	8- 2	285	186	168	168	22	22	
DIV. I NON-CONF.	3- 6	239	0- 0	226	72	203	203	23	23	

TOTALS	RPI 1-25	RPI 26-50	W-L RECORDS	RPI 51-100	RPI 101-999	RPI 201+				
14- 11	0- 1	0- 0	OVERALL	1- 0	13- 10	9- 2				
9- 1	0- 0	0- 0	HOME	1- 0	8- 1	5- 1				
5- 9	0- 1	0- 0	AWAY	0- 0	5- 8	4- 1				
0- 1	0- 0	0- 0	NEUTRAL	0- 0	0- 1	0- 0				
3- 6	0- 1	0- 0	NON-CONFERENCE	1- 0	2- 5	2- 0				
1- 0	0- 0	0- 0	HOME	1- 0	0- 0	0- 0				
2- 5	0- 1	0- 0	AWAY	0- 0	2- 4	2- 0				
0- 1	0- 0	0- 0	NEUTRAL	0- 0	0- 1	0- 0				
11- 5	0- 0	0- 0	CONFERENCE	0- 0	11- 5	7- 2				
8- 1	0- 0	0- 0	HOME	0- 0	8- 1	5- 1				
3- 4	0- 0	0- 0	AWAY	0- 0	3- 4	2- 1				
0- 0	0- 0	0- 0	NEUTRAL	0- 0	0- 0	0- 0				

RPI 1-25				RPI 26-50				RPI 51-100				RPI 101+				Team's RPI: 168
RPI	S	Opponent	Score	RPI	S	Opponent	Score	RPI	S	Opponent	Score	RPI	S	Opponent	Score	
9	A	Tennessee	69 131					100	H	Jacksonville	89 88	103	H	Little Rock	76 70	
												105	A	Middle Tenn.	57 73	
												129	A	Tulane	75 106	
												143	A	Texas St.	75 83	
												163	A	Louisiana	62 55	
												163	H	Louisiana	72 53	
												165	A	Ole Miss	93 96	
												167	A	South Ala.	68 79	
												167	H	South Ala.	82 71	
												169	A	UT Arlington	57 76	
												171	A	Samford	73 80	
												171	N	Samford	76 82	
												213	H	Arkansas St.	95 78	
												233	A	Coastal Caro.	71 84	
												233	H	Coastal Caro.	92 97	
												271	A	Appalachian St.	93 64	
												271	H	Appalachian St.	81 74	
												307	A	Alabama St.	93 63	
												308	H	Georgia St.	90 86	
												326	H	Ga. Southern	88 47	
												329	A	Tennessee St.	95 66	
												337	A	La.-Monroe	86 79	
												337	H	La.-Monroe	94 62	
LAST 12 Division I GAMES:																
337	H	La.-Monroe	94 62	167	H	South Ala.	82 71									
163	H	Louisiana	72 53	163	A	Louisiana	62 55									
271	A	Appalachian St.	93 64	337	A	La.-Monroe	86 79									
233	A	Coastal Caro.	71 84	233	H	Coastal Caro.	92 97									
103	H	Little Rock	76 70	271	H	Appalachian St.	81 74									
213	H	Arkansas St.	95 78	167	A	South Ala.	68 79									

Non-Div I Games: Montevallo 130 50 Stillman 89 62

Troy

T
u
l
a
n
e

Tulane				Through Games Of Feb. 26, 2018							
Average RPI	Win:	192	WON-LOST	WINNING	LAST 10	STRENGTH OF	OPP. STRENGTH	TEAM	ADJ.	CONF.	ADJ CONF.
Average RPI	Loss:	74	RECORD	PCT. RANK	GAMES	SCHEDULE	OF SCHEDULE	RPI	RPI	RPI	RPI
DIV. I ONLY			13- 16	205	3- 7	62	77	129	129	8	8
DIV. I NON-CONF.			8- 5	111	0- 0	94	108	94	94	7	7

TOTALS		RPI 1-25		RPI 26-50		W-L RECORDS		RPI 51-100	RPI 101-999	RPI 201+	
13- 16		0- 6		0- 2		OVERALL		1- 2	12- 6	7- 1	
9- 5		0- 3		0- 0		HOME		0- 1	9- 1	4- 0	
3- 9		0- 0		0- 0		AWAY		1- 0	2- 0	2- 0	
1- 2		0- 0		0- 1		NEUTRAL		0- 0	1- 1	1- 0	
8- 5		0- 2		0- 1		NON-CONFERENCE		1- 0	7- 2	3- 1	
5- 1		0- 1		0- 0		HOME		0- 0	5- 0	1- 0	
2- 2		0- 1		0- 0		AWAY		1- 0	1- 1	1- 1	
1- 2		0- 0		0- 1		NEUTRAL		0- 0	1- 1	1- 0	
5- 11		0- 4		0- 1		CONFERENCE		0- 2	5- 4	4- 0	
4- 4		0- 2		0- 0		HOME		0- 1	4- 1	3- 0	
1- 7		0- 2		0- 1		AWAY		0- 1	1- 3	1- 0	
0- 0		0- 0		0- 0		NEUTRAL		0- 0	0- 0	0- 0	

RPI 1-25				RPI 26-50				RPI 51-100				RPI 101+ Team's RPI: 129			
RPI	S	Opponent	Score	RPI	S	Opponent	Score	RPI	S	Opponent	Score	RPI	S	Opponent	Score
2	A	UConn	45 98	31	N	Dayton	65 71	71	A	Houston	48 72	105	H	Middle Tenn.	62 44
2	H	UConn	47 91	44	A	UCF	51 59	71	H	Houston	92 98	116	N	Iowa St.	64 67
14	A	South Fla.	46 75					77	A	Maine	42 34	118	A	Cincinnati	52 83
14	H	South Fla.	53 63									132	A	Wichita St.	70 81
20	A	NC State	55 79									132	H	Wichita St.	56 64
25	H	LSU	50 73									136	H	Vanderbilt	71 59
												168	H	Troy	106 75
												189	A	Memphis	60 73
												195	H	Temple	69 65
												198	H	UTEP	67 56
												203	H	East Carolina	64 58
												206	A	Southern Miss.	58 66
												208	H	SMU	52 46
												209	A	Tulsa	72 63
												209	H	Tulsa	70 39
												237	H	New Orleans	79 56
												268	N	San Diego St.	80 46
												288	A	McNeese	70 66

LAST 12 Division I GAMES:															
208	H	SMU	52 46	14	H	South Fla.	53 63								
132	A	Wichita St.	70 81	71	A	Houston	48 72								
2	H	UConn	47 91	2	A	UConn	45 98								
189	A	Memphis	60 73	203	H	East Carolina	64 58								
118	A	Cincinnati	52 83	209	H	Tulsa	70 39								
195	H	Temple	69 65	44	A	UCF	51 59								

Non-Div I Games:

Tulane

Average RPI Win:	162	WON-LOST	WINNING	LAST 10	STRENGTH OF	OPP. STRENGTH	TEAM	ADJ.	CONF.	ADJ CONF.
Average RPI Loss:	134	RECORD	PCT. RANK	GAMES	SCHEDULE	OF SCHEDULE	RPI	RPI	RPI	RPI
DIV. I ONLY	9- 19	267	1- 9	83	101	209	209	8	8	
DIV. I NON-CONF.	6- 6	170	0- 0	67	305	127	127	7	7	

TOTALS	RPI 1-25	RPI 26-50	W-L RECORDS	RPI 51-100	RPI 101-999	RPI 201+				
9- 19	0- 2	0- 1	OVERALL	2- 2	7- 14	3- 4				
5- 9	0- 1	0- 1	HOME	1- 2	4- 5	3- 1				
3- 10	0- 1	0- 0	AWAY	1- 0	2- 9	0- 3				
1- 0	0- 0	0- 0	NEUTRAL	0- 0	1- 0	0- 0				
6- 6	0- 0	0- 0	NON-CONFERENCE	1- 2	5- 4	3- 1				
3- 3	0- 0	0- 0	HOME	0- 2	3- 1	3- 0				
2- 3	0- 0	0- 0	AWAY	1- 0	1- 3	0- 1				
1- 0	0- 0	0- 0	NEUTRAL	0- 0	1- 0	0- 0				
3- 13	0- 2	0- 1	CONFERENCE	1- 0	2- 10	0- 3				
2- 6	0- 1	0- 1	HOME	1- 0	1- 4	0- 1				
1- 7	0- 1	0- 0	AWAY	0- 0	1- 6	0- 2				
0- 0	0- 0	0- 0	NEUTRAL	0- 0	0- 0	0- 0				

Tulsa

Tulsa

RPI 1-25				RPI 26-50				RPI 51-100				RPI 101+				Team's RPI: 209
RPI	S	Opponent	Score	RPI	S	Opponent	Score	RPI	S	Opponent	Score	RPI	S	Opponent	Score	
2	A	UConn	60 78	44	H	UCF	44 47	59	A	South Dakota	64 61	103	A	Little Rock	74 61	
14	H	South Fla.	57 71					60	H	American	67 72	118	A	Cincinnati	41 78	
								67	H	Belmont	65 90	118	H	Cincinnati	64 51	
								71	H	Houston	83 77	125	A	Saint Louis	66 77	
												129	A	Tulane	39 70	
												129	H	Tulane	63 72	
												132	A	Wichita St.	67 62	
												132	H	Wichita St.	59 70	
												139	A	Arkansas	41 67	
												151	N	Binghamton	60 55	
												182	H	Oral Roberts	41 53	
												189	A	Memphis	56 65	
												189	H	Memphis	48 69	
												195	A	Temple	75 76	
												203	A	East Carolina	67 73	
												203	H	East Carolina	57 59	
												208	A	SMU	70 74	
												213	H	Arkansas St.	68 58	
												223	A	North Texas	43 66	
												281	H	UMKC	76 52	
												331	H	Ark.-Pine Bluff	87 37	
LAST 12 Division I GAMES:																
132	H	Wichita St.	59 70	195	A	Temple	75 76									
189	A	Memphis	56 65	14	H	South Fla.	57 71									
203	H	East Carolina	57 59	44	H	UCF	44 47									
118	A	Cincinnati	41 78	129	A	Tulane	39 70									
71	H	Houston	83 77	2	A	UConn	60 78									
208	A	SMU	70 74	189	H	Memphis	48 69									

Non-Div I Games: Alas. Anchorage 53 59

Tulsa

Average RPI Win:	207	WON-LOST	WINNING	LAST 10	STRENGTH OF	OPP. STRENGTH	TEAM	ADJ.	CONF.	ADJ CONF.
Average RPI Loss:	148	RECORD	PCT. RANK	GAMES	SCHEDULE	OF SCHEDULE	RPI	RPI	RPI	RPI
DIV. I ONLY	20- 5	23	8- 2	202	195	83	83	18	18	
DIV. I NON-CONF.	9- 2	33	0- 0	311	203	108	108	20	20	

TOTALS	RPI 1-25	RPI 26-50	W-L RECORDS	RPI 51-100	RPI 101-999	RPI 201+				
20- 5	0- 0	1- 0	OVERALL	0- 1	19- 4	9- 1				
10- 3	0- 0	1- 0	HOME	0- 0	9- 3	5- 1				
9- 1	0- 0	0- 0	AWAY	0- 0	9- 1	4- 0				
1- 1	0- 0	0- 0	NEUTRAL	0- 1	1- 0	0- 0				
9- 2	0- 0	0- 0	NON-CONFERENCE	0- 1	9- 1	4- 0				
5- 0	0- 0	0- 0	HOME	0- 0	5- 0	3- 0				
3- 1	0- 0	0- 0	AWAY	0- 0	3- 1	1- 0				
1- 1	0- 0	0- 0	NEUTRAL	0- 1	1- 0	0- 0				
11- 3	0- 0	1- 0	CONFERENCE	0- 0	10- 3	5- 1				
5- 3	0- 0	1- 0	HOME	0- 0	4- 3	2- 1				
6- 0	0- 0	0- 0	AWAY	0- 0	6- 0	3- 0				
0- 0	0- 0	0- 0	NEUTRAL	0- 0	0- 0	0- 0				

RPI 1-25				RPI 26-50				RPI 51-100				Team's RPI: 83				RPI 101+			
RPI	S	Opponent	Score	RPI	S	Opponent	Score	RPI	S	Opponent	Score	RPI	S	Opponent	Score	RPI	S	Opponent	Score
				41	H	Western Ky.	79 61									102	H	Rice	70 63
								54	N	Indiana	63 71					105	A	Middle Tenn.	59 51
																105	H	Middle Tenn.	65 58
																140	A	Louisiana Tech	66 61
																140	H	Louisiana Tech	60 70
																153	H	Charlotte	71 80
																158	H	Southern Ill.	76 66
																167	A	South Ala.	78 66
																171	H	Samford	77 53
																189	A	Memphis	62 64
																193	N	UC Santa Barbara	67 54
																194	A	High Point	77 61
																198	A	UTEP	84 64
																206	H	Southern Miss.	63 80
																223	H	North Texas	68 52
																228	H	Fla. Atlantic	90 57
																271	A	Appalachian St.	70 59
																278	A	Old Dominion	74 61
																301	A	Marshall	69 62
																307	H	Alabama St.	61 44
																310	A	FIU	71 61
																318	H	Alabama A&M	85 58
																339	H	Mississippi Val.	87 72
LAST 12 Division I GAMES:																			
				140	H	Louisiana Tech	60 70					198	A	UTEP	84 64				
				105	H	Middle Tenn.	65 58					228	H	Fla. Atlantic	90 57				
				153	H	Charlotte	71 80					310	A	FIU	71 61				
				102	H	Rice	70 63					223	H	North Texas	68 52				
				301	A	Marshall	69 62					206	H	Southern Miss.	63 80				
				140	A	Louisiana Tech	66 61					41	H	Western Ky.	79 61				

Non-Div I Games: Tuskegee 105 50 Miles 85 42

UAB

Average RPI Win:	207	WON-LOST	WINNING	LAST 10	STRENGTH OF	OPP. STRENGTH	TEAM	ADJ.	CONF.	ADJ CONF.
Average RPI Loss:	91	RECORD	PCT. RANK	GAMES	SCHEDULE	OF SCHEDULE	RPI	RPI	RPI	RPI
DIV. I ONLY	23- 4	11	9- 1	201	167	58	58	21	21	
DIV. I NON-CONF.	10- 3	52	0- 0	162	81	58	58	19	19	

TOTALS	RPI 1-25	RPI 26-50	W-L RECORDS	RPI 51-100	RPI 101-999	RPI 201+				
23- 4	0- 0	0- 2	OVERALL	1- 1	22- 1	11- 1				
13- 1	0- 0	0- 1	HOME	0- 0	13- 0	7- 0				
9- 3	0- 0	0- 1	AWAY	1- 1	8- 1	4- 1				
1- 0	0- 0	0- 0	NEUTRAL	0- 0	1- 0	0- 0				
10- 3	0- 0	0- 2	NON-CONFERENCE	1- 1	9- 0	4- 0				
5- 1	0- 0	0- 1	HOME	0- 0	5- 0	2- 0				
4- 2	0- 0	0- 1	AWAY	1- 1	3- 0	2- 0				
1- 0	0- 0	0- 0	NEUTRAL	0- 0	1- 0	0- 0				
13- 1	0- 0	0- 0	CONFERENCE	0- 0	13- 1	7- 1				
8- 0	0- 0	0- 0	HOME	0- 0	8- 0	5- 0				
5- 1	0- 0	0- 0	AWAY	0- 0	5- 1	2- 1				
0- 0	0- 0	0- 0	NEUTRAL	0- 0	0- 0	0- 0				

RPI 1-25				RPI 26-50				RPI 51-100				Team's RPI: 58				RPI 101+			
RPI	S	Opponent	Score	RPI	S	Opponent	Score	RPI	S	Opponent	Score	RPI	S	Opponent	Score	RPI	S	Opponent	Score
33	A	Oregon St.	47 61					73	A	Fordham	62 70	107	H	Washington St.	91 76				
44	H	UCF	55 62					74	A	Saint Mary's (CA)	74 50	127	N	Yale	71 61				
												131	H	San Francisco	72 55				
												137	H	Portland St.	79 67				
												146	A	Cal Poly	80 76				
												146	H	Cal Poly	85 77				
												180	A	UC Irvine	76 67				
												180	H	UC Irvine	66 56				
												192	A	Pacific	90 58				
												193	A	UC Santa Barbara	68 61				
												193	H	UC Santa Barbara	69 63				
												214	A	CSUN	71 75				
												214	H	CSUN	72 46				
												222	A	Seattle U	79 53				
												244	H	Pepperdine	69 64				
												246	H	UC Riverside	74 63				
												249	A	Hawaii	68 56				
												249	H	Hawaii	76 52				
												289	H	Sacramento St.	79 72				
												299	A	Long Beach St.	83 71				
												299	H	Long Beach St.	79 49				
												325	H	Cal St. Fullerton	67 53				
												330	A	Southern Utah	85 59				
LAST 12 Division I GAMES:																			
180	H	UC Irvine	66 56	299	A	Long Beach St.	83 71												
249	A	Hawaii	68 56	193	H	UC Santa Barbara	69 63												
299	H	Long Beach St.	79 49	325	H	Cal St. Fullerton	67 53												
214	H	CSUN	72 46	146	A	Cal Poly	80 76												
146	H	Cal Poly	85 77	193	A	UC Santa Barbara	68 61												
214	A	CSUN	71 75	246	H	UC Riverside	74 63												

Non-Div I Games:

UC Davis

UC Irvine				Through Games Of Feb. 26, 2018						
Average RPI Win:	254	WON-LOST	WINNING	LAST 10	STRENGTH OF	OPP. STRENGTH	TEAM	ADJ.	CONF.	ADJ CONF.
Average RPI Loss:	141	RECORD	PCT. RANK	GAMES	SCHEDULE	OF SCHEDULE	RPI	RPI	RPI	RPI
DIV. I ONLY	16- 11	120	7- 3	290	206	180	180	21	21	
DIV. I NON-CONF.	7- 6	165	0- 0	295	250	214	214	19	19	

TOTALS	RPI 1-25	RPI 26-50	W-L RECORDS	RPI 51-100	RPI 101-999	RPI 201+				
16- 11	0- 0	0- 0	OVERALL	0- 4	16- 7	14- 2				
8- 4	0- 0	0- 0	HOME	0- 1	8- 3	6- 1				
8- 5	0- 0	0- 0	AWAY	0- 3	8- 2	8- 0				
0- 2	0- 0	0- 0	NEUTRAL	0- 0	0- 2	0- 1				
7- 6	0- 0	0- 0	NON-CONFERENCE	0- 2	7- 4	7- 1				
3- 2	0- 0	0- 0	HOME	0- 0	3- 2	3- 0				
4- 2	0- 0	0- 0	AWAY	0- 2	4- 0	4- 0				
0- 2	0- 0	0- 0	NEUTRAL	0- 0	0- 2	0- 1				
9- 5	0- 0	0- 0	CONFERENCE	0- 2	9- 3	7- 1				
5- 2	0- 0	0- 0	HOME	0- 1	5- 1	3- 1				
4- 3	0- 0	0- 0	AWAY	0- 1	4- 2	4- 0				
0- 0	0- 0	0- 0	NEUTRAL	0- 0	0- 0	0- 0				

RPI 1-25				RPI 26-50				RPI 51-100				RPI 101+ Team's RPI: 180					
RPI	S	Opponent	Score	RPI	S	Opponent	Score	RPI	S	Opponent	Score	RPI	S	Opponent	Score		
								58	A	UC Davis	56	66	132	N	Wichita St.	53	76
								58	H	UC Davis	67	76	134	H	Idaho St.	72	78
								80	A	UNLV	54	73	137	H	Portland St.	72	82
								94	A	New Mexico	61	83	146	A	Cal Poly	76	79
												146	H	Cal Poly	107	66	
												193	A	UC Santa Barbara	55	82	
												193	H	UC Santa Barbara	77	74	
												205	A	CSU Bakersfield	72	59	
												214	H	CSUN	56	47	
												220	N	Illinois	59	65	
												222	A	Seattle U	84	79	
												244	H	Pepperdine	75	74	
												246	A	UC Riverside	81	71	
												246	H	UC Riverside	76	63	
												249	A	Hawaii	74	67	
												249	H	Hawaii	70	66	
												268	A	San Diego St.	67	65	
												299	A	Long Beach St.	100	81	
												299	H	Long Beach St.	73	80	
												304	H	Utah St.	87	84	
												316	H	Portland	63	52	
												325	A	Cal St. Fullerton	76	60	
												330	A	Southern Utah	71	64	
LAST 12 Division I GAMES:																	
								58	A	UC Davis	56	66	325	A	Cal St. Fullerton	76	60
								299	H	Long Beach St.	73	80	214	H	CSUN	56	47
								193	A	UC Santa Barbara	55	82	246	A	UC Riverside	81	71
								146	H	Cal Poly	107	66	249	H	Hawaii	70	66
								246	H	UC Riverside	76	63	146	A	Cal Poly	76	79
								299	A	Long Beach St.	100	81	193	H	UC Santa Barbara	77	74

Non-Div I Games: Chapman 92 57

UC Riverside				Through Games Of Feb. 26, 2018						
Average RPI Win:	212	WON-LOST	WINNING	LAST 10	STRENGTH OF	OPP. STRENGTH	TEAM	ADJ.	CONF.	ADJ CONF.
Average RPI Loss:	143	RECORD	PCT. RANK	GAMES	SCHEDULE	OF SCHEDULE	RPI	RPI	RPI	RPI
DIV. I ONLY	8- 20	280	3- 7	122	151	246	246	21	21	
DIV. I NON-CONF.	3- 11	289	0- 0	45	39	200	200	19	19	

TOTALS	RPI 1-25	RPI 26-50	W-L RECORDS	RPI 51-100	RPI 101-999	RPI 201+				
8- 20	0- 2	0- 2	OVERALL	1- 3	7- 13	5- 5				
6- 5	0- 0	0- 1	HOME	0- 0	6- 4	5- 0				
1- 13	0- 2	0- 1	AWAY	0- 3	1- 7	0- 3				
1- 2	0- 0	0- 0	NEUTRAL	1- 0	0- 2	0- 2				
3- 11	0- 2	0- 2	NON-CONFERENCE	1- 2	2- 5	1- 2				
1- 3	0- 0	0- 1	HOME	0- 0	1- 2	1- 0				
1- 6	0- 2	0- 1	AWAY	0- 2	1- 1	0- 0				
1- 2	0- 0	0- 0	NEUTRAL	1- 0	0- 2	0- 2				
5- 9	0- 0	0- 0	CONFERENCE	0- 1	5- 8	4- 3				
5- 2	0- 0	0- 0	HOME	0- 0	5- 2	4- 0				
0- 7	0- 0	0- 0	AWAY	0- 1	0- 6	0- 3				
0- 0	0- 0	0- 0	NEUTRAL	0- 0	0- 0	0- 0				

RPI 1-25				RPI 26-50				RPI 51-100				RPI 101+ Team's RPI: 246			
RPI	S	Opponent	Score	RPI	S	Opponent	Score	RPI	S	Opponent	Score	RPI	S	Opponent	Score
10	A	UCLA	48 68	45	H	Southern Cal i fornia	46 64	57	A	Arizona St.	48 73	116	A	Iowa St.	66 89
15	A	Stanford	43 53	46	A	Mi nnesota	75 101	58	A	UC Davi s	63 74	130	A	Fresno St.	68 56
								59	A	South Dakota	66 75	133	H	Loyola Marymount	59 67
								80	N	UNLV	95 88	146	A	Cal Poly	73 91
												146	H	Cal Poly	82 87
												180	A	UC Irvi ne	63 76
												180	H	UC Irvi ne	71 81
												193	A	UC Santa Barbara	70 72
												193	H	UC Santa Barbara	84 76
												198	H	UTEP	62 73
												205	H	CSU Bakersfi eld	68 65
												208	N	SMU	51 73
												214	A	CSUN	55 60
												214	H	CSUN	69 58
												249	A	Hawai i	57 63
												249	H	Hawai i	79 57
												289	N	Sacramento St.	72 99
												299	H	Long Beach St.	77 53
												325	A	Cal St. Fullerton	62 71
												325	H	Cal St. Fullerton	63 50

LAST 12 Division I GAMES:															
193	A	UC Santa Barbara	70 72	249	A	Hawai i	57 63								
325	A	Cal St. Fullerton	62 71	180	H	UC Irvi ne	71 81								
214	H	CSUN	69 58	214	A	CSUN	55 60								
180	A	UC Irvi ne	63 76	249	H	Hawai i	79 57								
193	H	UC Santa Barbara	84 76	325	H	Cal St. Fullerton	63 50								
146	A	Cal Poly	73 91	58	A	UC Davi s	63 74								

Non-Div I Games:

Average RPI	Win:	256	WON-LOST	WINNING	LAST 10	STRENGTH OF	OPP. STRENGTH	TEAM	ADJ.	CONF.	ADJ CONF.
Average RPI	Loss:	137	RECORD	PCT. RANK	GAMES	SCHEDULE	OF SCHEDULE	RPI	RPI	RPI	RPI
DIV. I ONLY	12- 15	210	6- 4	147	240	193	193	21	21		
DIV. I NON-CONF.	3- 9	280	0- 0	82	246	215	215	19	19		

TOTALS	RPI 1-25	RPI 26-50	W-L RECORDS	RPI 51-100	RPI 101-999	RPI 201+					
12- 15	0- 1	0- 1	OVERALL	0- 4	12- 9	10- 4					
7- 5	0- 0	0- 0	HOME	0- 1	7- 4	5- 2					
5- 9	0- 1	0- 1	AWAY	0- 2	5- 5	5- 2					
0- 1	0- 0	0- 0	NEUTRAL	0- 1	0- 0	0- 0					
3- 9	0- 1	0- 1	NON-CONFERENCE	0- 2	3- 5	3- 2					
1- 3	0- 0	0- 0	HOME	0- 0	1- 3	1- 1					
2- 5	0- 1	0- 1	AWAY	0- 1	2- 2	2- 1					
0- 1	0- 0	0- 0	NEUTRAL	0- 1	0- 0	0- 0					
9- 6	0- 0	0- 0	CONFERENCE	0- 2	9- 4	7- 2					
6- 2	0- 0	0- 0	HOME	0- 1	6- 1	4- 1					
3- 4	0- 0	0- 0	AWAY	0- 1	3- 3	3- 1					
0- 0	0- 0	0- 0	NEUTRAL	0- 0	0- 0	0- 0					

RPI 1-25				RPI 26-50				RPI 51-100				RPI 101+ Team's RPI: 193			
RPI	S	Opponent	Score	RPI	S	Opponent	Score	RPI	S	Opponent	Score	RPI	S	Opponent	Score
10	A	UCLA	44 74	33	A	Oregon St.	49 74	58	A	UC Davis	63 69	130	H	Fresno St.	57 64
								58	H	UC Davis	61 68	133	A	Loyola Marymount	61 67
								74	A	Saint Mary's (CA)	59 89	146	A	Cal Poly	72 73
								83	N	UAB	54 67	146	H	Cal Poly	73 68
												180	A	UC Irvine	74 77
												180	H	UC Irvine	82 55
												188	H	San Diego	58 71
												214	A	CSUN	74 73
												214	H	CSUN	30 48
												221	A	New Mexico St.	77 47
												222	H	Seattle U	71 77
												246	A	UC Riverside	76 84
												246	H	UC Riverside	72 70
												249	H	Hawai i	71 61
												268	H	San Diego St.	77 64
												280	A	Santa Clara	63 68
												299	A	Long Beach St.	90 74
												299	H	Long Beach St.	51 44
												302	A	Northern Ariz.	96 93
												325	A	Cal St. Fullerton	59 52
												325	H	Cal St. Fullerton	78 59
LAST 12 Division I GAMES:															
246	H	UC Riverside	72 70	249	H	Hawai i	71 61								
146	A	Cal Poly	72 73	214	H	CSUN	30 48								
180	H	UC Irvine	82 55	58	A	UC Davis	63 69								
325	H	Cal St. Fullerton	78 59	299	A	Long Beach St.	90 74								
325	A	Cal St. Fullerton	59 52	58	H	UC Davis	61 68								
246	A	UC Riverside	76 84	180	A	UC Irvine	74 77								

Non-Div I Games:

UC Santa Barbara

Average RPI Win:	168	WON-LOST	WINNING	LAST 10	STRENGTH OF	OPP. STRENGTH	TEAM	ADJ.	CONF.	ADJ CONF.
Average RPI Loss:	63	RECORD	PCT. RANK	GAMES	SCHEDULE	OF SCHEDULE	RPI	RPI	RPI	RPI
DIV. I ONLY	20- 9	68	8- 2	57	82	44	44	8	8	
DIV. I NON-CONF.	8- 5	111	0- 0	63	141	66	66	7	7	

TOTALS	RPI 1-25	RPI 26-50	W-L RECORDS	RPI 51-100	RPI 101-999	RPI 201+				
20- 9	0- 4	0- 1	OVERALL	4- 2	16- 2	7- 0				
10- 4	0- 2	0- 1	HOME	1- 1	9- 0	3- 0				
10- 5	0- 2	0- 0	AWAY	3- 1	7- 2	4- 0				
0- 0	0- 0	0- 0	NEUTRAL	0- 0	0- 0	0- 0				
8- 5	0- 0	0- 1	NON-CONFERENCE	3- 2	5- 2	3- 0				
4- 2	0- 0	0- 1	HOME	1- 1	3- 0	1- 0				
4- 3	0- 0	0- 0	AWAY	2- 1	2- 2	2- 0				
0- 0	0- 0	0- 0	NEUTRAL	0- 0	0- 0	0- 0				
12- 4	0- 4	0- 0	CONFERENCE	1- 0	11- 0	4- 0				
6- 2	0- 2	0- 0	HOME	0- 0	6- 0	2- 0				
6- 2	0- 2	0- 0	AWAY	1- 0	5- 0	2- 0				
0- 0	0- 0	0- 0	NEUTRAL	0- 0	0- 0	0- 0				

RPI 1-25				RPI 26-50				Team's RPI: 44				RPI 51-100				RPI 101+			
RPI	S	Opponent	Score	RPI	S	Opponent	Score	RPI	S	Opponent	Score	RPI	S	Opponent	Score	RPI	S	Opponent	Score
2	A	UConn	44 80	47	H	Elon	57 71	53	H	Mercer	64 73	118	A	Cincinnati	50 38				
2	H	UConn	37 55					58	A	UC Davis	62 55	129	H	Tulane	59 51				
14	A	South Fla.	45 62					71	A	Houston	64 59	132	H	Wichita St.	59 53				
14	H	South Fla.	68 77					75	A	Virginia Tech	69 86	138	H	UNI	53 43				
								81	H	IUPUI	63 59	171	A	Samford	51 58				
								98	A	Chattanooga	58 57	178	H	Davidson	62 54				
												189	A	Memphis	63 40				
												189	H	Memphis	61 41				
												192	A	Pacific	74 78				
												195	A	Temple	64 57				
												195	H	Temple	76 46				
												203	H	East Carolina	75 54				
												208	A	SMU	60 42				
												208	H	SMU	58 43				
												209	A	Tulsa	47 44				
												212	A	Boston U.	47 32				
												218	A	Gardner-Webb	65 30				
												326	H	Ga. Southern	62 38				
LAST 12 Division I GAMES:																			
203	H	East Carolina	75 54	189	H	Memphis	61 41												
71	A	Houston	64 59	118	A	Cincinnati	50 38												
189	A	Memphis	63 40	209	A	Tulsa	47 44												
14	H	South Fla.	68 77	208	H	SMU	58 43												
195	A	Temple	64 57	129	H	Tulane	59 51												
2	H	UConn	37 55	14	A	South Fla.	45 62												

Non-Div I Games:

UCF

Average RPI Win:	115	WON-LOST	WINNING	LAST 10	STRENGTH OF	OPP. STRENGTH	TEAM	ADJ.	CONF.	ADJ CONF.
Average RPI Loss:	19	RECORD	PCT. RANK	GAMES	SCHEDULE	OF SCHEDULE	RPI	RPI	RPI	RPI
DIV. I ONLY	23- 6	28	8- 2	12	14	10	10	5	5	
DIV. I NON-CONF.	9- 2	33	0- 0	36	9	17	17	3	3	

TOTALS	RPI 1-25	RPI 26-50	W-L RECORDS	RPI 51-100	RPI 101-999	RPI 201+				
23- 6	2- 4	6- 2	OVERALL	3- 0	12- 0	4- 0				
13- 2	2- 2	3- 0	HOME	1- 0	7- 0	4- 0				
8- 4	0- 2	2- 2	AWAY	1- 0	5- 0	0- 0				
2- 0	0- 0	1- 0	NEUTRAL	1- 0	0- 0	0- 0				
9- 2	1- 1	1- 1	NON-CONFERENCE	2- 0	5- 0	3- 0				
5- 1	1- 1	0- 0	HOME	0- 0	4- 0	3- 0				
2- 1	0- 0	0- 1	AWAY	1- 0	1- 0	0- 0				
2- 0	0- 0	1- 0	NEUTRAL	1- 0	0- 0	0- 0				
14- 4	1- 3	5- 1	CONFERENCE	1- 0	7- 0	1- 0				
8- 1	1- 1	3- 0	HOME	1- 0	3- 0	1- 0				
6- 3	0- 2	2- 1	AWAY	0- 0	4- 0	0- 0				
0- 0	0- 0	0- 0	NEUTRAL	0- 0	0- 0	0- 0				

RPI	S	Opponent	Score	RPI	S	Opponent	Score	RPI	S	Opponent	Score	RPI	S	Opponent	Score
2	H	UConn	60 78	33	A	Oregon St.	64 67	57	H	Arizona St.	71 63	101	A	Utah	81 74
4	H	Baylor	82 68	33	H	Oregon St.	84 49	73	A	Fordham	67 30	101	H	Utah	78 71
8	A	Oregon	94 101	40	A	Cal i forni a	82 46	91	N	Kansas St.	64 55	107	A	Washington St.	79 71
8	H	Oregon	61 70	40	H	Cal i forni a	60 52					124	A	Seton Hall	77 68
15	A	Stanford	65 76	45	A	Southern Cal i forni a	84 70					150	A	Col orado	93 55
15	H	Stanford	64 53	45	H	Southern Cal i forni a	59 46					150	H	Col orado	73 67
				48	A	Okl ahoma St.	72 87					193	H	UC Santa Barbara	74 44
				50	N	Creighton	72 63					200	A	Washing ton	86 69
LAST 12 Division I GAMES:															
101	H	Utah	78 71	45	A	Southern Cal i forni a	84 70					246	H	UC Ri versi de	68 48
150	H	Col orado	73 67	45	H	Southern Cal i forni a	59 46					251	H	Presbyteri an	76 40
8	A	Oregon	94 101	107	A	Washington St.	79 71					254	H	San Jose St.	129 69
33	A	Oregon St.	64 67	200	A	Washing ton	86 69					275	H	Ari zona	69 46
57	H	Ari zona St.	71 63	15	H	Stanford	64 53								
275	H	Ari zona	69 46	40	H	Cal i forni a	60 52								

Non-Div I Games:

UCLA

Average RPI Win:	90	WON-LOST	WINNING	LAST 10	STRENGTH OF	OPP. STRENGTH	TEAM	ADJ.	CONF.	ADJ CONF.
Average RPI Loss:	0	RECORD	PCT. RANK	GAMES	SCHEDULE	OF SCHEDULE	RPI	RPI	RPI	RPI
DIV. I ONLY	29- 0	1	10- 0	3	6	2	2	8	8	
DIV. I NON-CONF.	13- 0	1	2- 0	1	1	1	1	7	7	

TOTALS	RPI 1-25	RPI 26-50	W-L RECORDS	RPI 51-100	RPI 101-999	RPI 201+				
29- 0	10- 0	4- 0	OVERALL	3- 0	12- 0	4- 0				
12- 0	4- 0	2- 0	HOME	0- 0	6- 0	1- 0				
13- 0	5- 0	1- 0	AWAY	1- 0	6- 0	3- 0				
4- 0	1- 0	1- 0	NEUTRAL	2- 0	0- 0	0- 0				
13- 0	8- 0	2- 0	NON-CONFERENCE	2- 0	1- 0	1- 0				
4- 0	3- 0	1- 0	HOME	0- 0	0- 0	0- 0				
5- 0	4- 0	0- 0	AWAY	0- 0	1- 0	1- 0				
4- 0	1- 0	1- 0	NEUTRAL	2- 0	0- 0	0- 0				
16- 0	2- 0	2- 0	CONFERENCE	1- 0	11- 0	3- 0				
8- 0	1- 0	1- 0	HOME	0- 0	6- 0	1- 0				
8- 0	1- 0	1- 0	AWAY	1- 0	5- 0	2- 0				
0- 0	0- 0	0- 0	NEUTRAL	0- 0	0- 0	0- 0				

RPI 1-25				Team's RPI: 2		RPI 26-50				RPI 51-100				RPI 101+			
RPI	S	Opponent	Score	RPI	S	Opponent	Score	RPI	S	Opponent	Score	RPI	S	Opponent	Score		
1	H	Notre Dame	80 71	30	N	Oklahoma	88 64	61	N	Michigan St.	96 62	118	H	Cincinnati	106 65		
5	H	Louisville	69 58	40	H	California	82 47	71	A	Houston	95 35	129	A	Tulane	91 47		
10	A	UCLA	78 60	44	A	UCF	55 37	72	N	Duquesne	104 52	129	H	Tulane	98 45		
11	A	Texas	75 71	44	H	UCF	80 44					132	H	Wichita St.	124 43		
14	A	South Fla.	100 49									189	A	Memphis	93 36		
14	H	South Fla.	82 53									189	H	Memphis	97 49		
15	N	Stanford	78 53									195	A	Temple	113 57		
17	A	South Carolina	83 58									195	H	Temple	106 45		
21	H	Maryland	97 72									203	A	East Carolina	96 35		
23	A	DePaul	103 69									208	A	SMU	80 36		
												209	H	Tulsa	78 60		
												217	A	Nevada	88 57		
LAST 12 Division I GAMES:																	
14	H	South Fla.	82 53	44	A	UCF	55 37	118	H	Cincinnati	106 65	17	A	South Carolina	83 58		
208	A	SMU	80 36	129	A	Tulane	91 47	129	H	Tulane	98 45	189	A	Memphis	93 36		
129	A	Tulane	91 47	5	H	Louisville	69 58	189	A	Memphis	93 36	195	A	Temple	113 57		
195	H	Temple	106 45	132	H	Wichita St.	124 43										

Non-Div I Games:

UConn

Average RPI Win: 329
Average RPI Loss: 167

WON-LOST
RECORD

WINNING
PCT. RANK

LAST 10
GAMES

STRENGTH OF
SCHEDULE

OPP. STRENGTH
OF SCHEDULE

TEAM
RPI

ADJ.
RPI

CONF.
RPI

ADJ CONF.
RPI

DIV. I ONLY	3- 25	336	2- 8	174	259	323	323	20	20
DIV. I NON-CONF.	0- 12	337	0- 0	242	238	343	343	24	24
<hr/>									
TOTALS	RPI 1-25	RPI 26-50	W-L RECORDS	RPI 51-100	RPI 101-999	RPI 201+			
3- 25	0- 0	0- 1	OVERALL	0- 6	3- 18	3- 8			
1- 11	0- 0	0- 0	HOME	0- 3	1- 8	1- 3			
2- 12	0- 0	0- 1	AWAY	0- 3	2- 8	2- 3			
0- 2	0- 0	0- 0	NEUTRAL	0- 0	0- 2	0- 2			
0- 12	0- 0	0- 1	NON-CONFERENCE	0- 2	0- 9	0- 7			
0- 4	0- 0	0- 0	HOME	0- 1	0- 3	0- 2			
0- 6	0- 0	0- 1	AWAY	0- 1	0- 4	0- 3			
0- 2	0- 0	0- 0	NEUTRAL	0- 0	0- 2	0- 2			
3- 13	0- 0	0- 0	CONFERENCE	0- 4	3- 9	3- 1			
1- 7	0- 0	0- 0	HOME	0- 2	1- 5	1- 1			
2- 6	0- 0	0- 0	AWAY	0- 2	2- 4	2- 0			
0- 0	0- 0	0- 0	NEUTRAL	0- 0	0- 0	0- 0			

RPI	S	Opponent	Score	RPI	S	Opponent	Score	RPI	S	Opponent	Score	RPI	S	Opponent	Score	Team's RPI: 323
35	A	Princeton	40 77	60	H	American	48 61	104	A	George Mason	38 58	147	A	Hartford	54 65	
				73	A	Fordham	46 55	147	H	Hartford	54 61	151	A	Binghamton	51 81	
				77	A	Maine	36 69	151	H	Binghamton	53 68	172	H	Denver	48 70	
				77	H	Maine	50 64	180	A	Stony Brook	49 53	180	H	Stony Brook	44 69	
				79	A	Albany (NY)	45 79	186	A	New Hampshire	51 56	186	H	New Hampshire	46 51	
				79	H	Albany (NY)	75 78	204	H	Columbia	44 60	238	A	Hofstra	55 71	
								253	N	St. Bonaventure	54 63	266	A	Towson	64 95	
								276	A	UMES	43 66	277	H	LIU Brooklyn	52 66	
								286	N	North Dakota St.	53 67	292	A	Vermont	52 51	
								292	H	Vermont	58 72	347	A	UMass Lowell	61 39	
								347	H	UMass Lowell	66 54					
LAST 12 Division I GAMES:																
347	A	UMass Lowell	61 39	292	A	Vermont	52 51	180	H	Stony Brook	44 69	77	A	Maine	36 69	
147	H	Hartford	54 61	151	A	Binghamton	51 81	79	A	Albany (NY)	45 79	186	H	New Hampshire	46 51	
79	A	Albany (NY)	45 79	147	A	Hartford	54 65	186	A	New Hampshire	51 56	204	H	Columbia	44 60	
180	A	Stony Brook	49 53	104	A	George Mason	38 58	238	A	Hofstra	55 71	253	N	St. Bonaventure	54 63	
186	H	New Hampshire	46 51	73	A	Fordham	46 55	266	A	Towson	64 95	276	A	UMES	43 66	
151	H	Binghamton	53 68	77	A	Maine	36 69	277	H	LIU Brooklyn	52 66	286	N	North Dakota St.	53 67	

Non-Div I Games: Gettysburg 72 45

UMBC

Loss, Non-Conf, S Site, H Home A Away N Neutral

U
M
E
S

UMES

Average RPI Win: 314
Average RPI Loss: 169

WON-LOST
RECORD

WINNING
PCT. RANK

LAST 10
GAMES

STRENGTH OF
SCHEDULE

OPP. STRENGTH
OF SCHEDULE

TEAM
RPI

ADJ.
RPI

CONF.
RPI

ADJ CONF.
RPI

Through Games Of Feb. 26, 2018

DIV. I ONLY	8- 17	269	6- 4	219	330	276	276	30	30
DIV. I NON-CONF.	1- 8	313	0- 0	99	156	281	281	30	30

TOTALS

RPI 1-25

RPI 26-50

W-L RECORDS

RPI 51-100

RPI 101-999

RPI 201+

8- 17	0- 1	0- 1	OVERALL	0- 1	8- 14	8- 5
5- 5	0- 0	0- 0	HOME	0- 0	5- 5	5- 1
3- 11	0- 1	0- 1	AWAY	0- 1	3- 8	3- 4
0- 1	0- 0	0- 0	NEUTRAL	0- 0	0- 1	0- 0
1- 8	0- 1	0- 1	NON-CONFERENCE	0- 1	1- 5	1- 2
1- 1	0- 0	0- 0	HOME	0- 0	1- 1	1- 1
0- 6	0- 1	0- 1	AWAY	0- 1	0- 3	0- 1
0- 1	0- 0	0- 0	NEUTRAL	0- 0	0- 1	0- 0
7- 9	0- 0	0- 0	CONFERENCE	0- 0	7- 9	7- 3
4- 4	0- 0	0- 0	HOME	0- 0	4- 4	4- 0
3- 5	0- 0	0- 0	AWAY	0- 0	3- 5	3- 3
0- 0	0- 0	0- 0	NEUTRAL	0- 0	0- 0	0- 0

RPI 1-25

RPI 26-50

RPI 51-100

RPI 101+ Team's RPI: 276

RPI S Opponent Score	RPI S Opponent Score	RPI S Opponent Score	RPI S Opponent Score
13 A Buffalo 41 76	29 A Syracuse 45 68	75 A Virginia Tech 52 90	104 A George Mason 68 82
			108 A Wake Forest 50 92
			126 A Bethune-Cookman 61 73
			126 H Bethune-Cookman 48 55
			151 N Binghamton 51 68
			173 A N. C. A&T 60 65
			173 H N. C. A&T 45 57
			197 H Norfolk St. 53 63
			201 H Hampton 65 70
			203 A East Carolina 54 64
			264 A Morgan St. 50 63
			265 A Howard 83 79
			265 H Howard 58 52
			290 H Mt. St. Mary's 63 66
			315 A Coppin St. 63 69
			321 A N. C. Central 80 69
			321 H N. C. Central 84 73
			322 A South Carolina St. 51 54
			323 H UMBC 66 43
			334 H Delaware St. 76 56
			342 A Savannah St. 68 56
			344 H Florida A&M 87 70

LAST 12 Division I GAMES:

334 H Delaware St. 76 56	344 H Florida A&M 87 70
197 H Norfolk St. 53 63	315 A Coppin St. 63 69
173 A N. C. A&T 60 65	265 H Howard 58 52
321 A N. C. Central 80 69	321 H N. C. Central 84 73
265 A Howard 83 79	173 H N. C. A&T 45 57
126 A Bethune-Cookman 61 73	322 A South Carolina St. 51 54

Non-Div I Games:

Wesley 97 30

Alas. Anchorage 59 69

Valley Forge 92 38

UMES

Loss, Non-Conf, S Site, H Home A Away N Neutral

Page 306

UMKC				Through Games Of Feb. 26, 2018							
Average RPI Win:		267	WON-LOST RECORD	WINNING PCT. RANK	LAST 10 GAMES	STRENGTH OF SCHEDULE	OPP. STRENGTH OF SCHEDULE	TEAM RPI	ADJ. RPI	CONF. RPI	ADJ CONF. RPI
Average RPI Loss:		188									
DIV. I ONLY		7- 18	284	5- 5	210	306	281	281	31	31	
DIV. I NON-CONF.		1- 11	331	0- 0	147	120	294	294	31	31	
<hr/>											
TOTALS		RPI 1-25	RPI 26-50		W-L RECORDS		RPI 51-100	RPI 101-999	RPI 201+		
7- 18		0- 0	0- 1		OVERALL		0- 2	7- 15	6- 10		
3- 7		0- 0	0- 1		HOME		0- 0	3- 6	3- 4		
3- 11		0- 0	0- 0		AWAY		0- 2	3- 9	3- 6		
1- 0		0- 0	0- 0		NEUTRAL		0- 0	1- 0	0- 0		
1- 11		0- 0	0- 1		NON-CONFERENCE		0- 2	1- 8	0- 3		
0- 3		0- 0	0- 1		HOME		0- 0	0- 2	0- 0		
0- 8		0- 0	0- 0		AWAY		0- 2	0- 6	0- 3		
1- 0		0- 0	0- 0		NEUTRAL		0- 0	1- 0	0- 0		
6- 7		0- 0	0- 0		CONFERENCE		0- 0	6- 7	6- 7		
3- 4		0- 0	0- 0		HOME		0- 0	3- 4	3- 4		
3- 3		0- 0	0- 0		AWAY		0- 0	3- 3	3- 3		
0- 0		0- 0	0- 0		NEUTRAL		0- 0	0- 0	0- 0		

RPI 1-25				RPI 26-50				RPI 51-100				RPI 101+ Team's RPI: 281			
RPI	S	Opponent	Score	RPI	S	Opponent	Score	RPI	S	Opponent	Score	RPI	S	Opponent	Score
				37	H	Northern Colo.	73 88	64	A	Nebraska	60 80	116	A	Iowa St.	45 61
								99	A	Western Ill.	71 90	132	A	Wichita St.	63 72
												156	A	Kansas	48 63
												172	H	Denver	68 77
												182	H	Oral Roberts	73 76
												185	N	Stetson	67 50
												205	A	CSU Bakersfield	60 58
												205	H	CSU Bakersfield	62 76
												209	A	Tulsa	52 76
												221	A	New Mexico St.	62 70
												221	H	New Mexico St.	67 76
												222	A	Seattle U	62 66
												222	H	Seattle U	58 62
												228	A	Fla. Atlantic	55 65
												248	A	Illinois St.	53 64
												261	A	Grand Canyon	62 59
												261	H	Grand Canyon	84 82
												306	A	UTRGV	54 52
												306	H	UTRGV	79 59
												324	A	Utah Valley	65 68
												324	H	Utah Valley	59 66
												345	H	Chicago St.	106 47
<hr/>															
LAST 12 Division I GAMES:															
				221	H	New Mexico St.	67 76	261	H	Grand Canyon	84 82				
				306	H	UTRGV	79 59	221	A	New Mexico St.	62 70				
				345	H	Chicago St.	106 47	261	A	Grand Canyon	62 59				
				324	A	Utah Valley	65 68	205	A	CSU Bakersfield	60 58				
				222	A	Seattle U	62 66	222	H	Seattle U	58 62				
				205	H	CSU Bakersfield	62 76	324	H	Utah Valley	59 66				

Non-Div I Games: Lincoln (MO) 98 41 Harris-Stowe 114 59 Cent. Christian Bib90 10

UMKC

Loss, Non-Conf, S Site, H Home A Away N Neutral

Average RPI Win:	281	WON-LOST	WINNING	LAST 10	STRENGTH OF	OPP. STRENGTH	TEAM	ADJ.	CONF.	ADJ CONF.
Average RPI Loss:	215	RECORD	PCT. RANK	GAMES	SCHEDULE	OF SCHEDULE	RPI	RPI	RPI	RPI
DIV. I ONLY	3- 25	336	1- 9	329	295	347	347	20	20	
DIV. I NON-CONF.	2- 10	300	0- 0	348	346	348	348	24	24	

TOTALS	RPI 1-25	RPI 26-50	W-L RECORDS	RPI 51-100	RPI 101-999	RPI 201+				
3- 25	0- 0	0- 0	OVERALL	0- 4	3- 21	3- 13				
2- 11	0- 0	0- 0	HOME	0- 2	2- 9	2- 5				
1- 14	0- 0	0- 0	AWAY	0- 2	1- 12	1- 8				
0- 0	0- 0	0- 0	NEUTRAL	0- 0	0- 0	0- 0				
2- 10	0- 0	0- 0	NON-CONFERENCE	0- 0	2- 10	2- 10				
1- 4	0- 0	0- 0	HOME	0- 0	1- 4	1- 4				
1- 6	0- 0	0- 0	AWAY	0- 0	1- 6	1- 6				
0- 0	0- 0	0- 0	NEUTRAL	0- 0	0- 0	0- 0				
1- 15	0- 0	0- 0	CONFERENCE	0- 4	1- 11	1- 3				
1- 7	0- 0	0- 0	HOME	0- 2	1- 5	1- 1				
0- 8	0- 0	0- 0	AWAY	0- 2	0- 6	0- 2				
0- 0	0- 0	0- 0	NEUTRAL	0- 0	0- 0	0- 0				

RPI 1-25				RPI 26-50				RPI 51-100				RPI 101+				Team's RPI: 347
RPI	S	Opponent	Score	RPI	S	Opponent	Score	RPI	S	Opponent	Score	RPI	S	Opponent	Score	
								77	A	Maine	65 70	147	A	Hartford	56 78	
								77	H	Maine	51 69	147	H	Hartford	42 81	
								79	A	Albany (NY)	60 93	151	A	Binghamton	38 52	
								79	H	Albany (NY)	52 61	151	H	Binghamton	46 76	
												180	A	Stony Brook	50 59	
												180	H	Stony Brook	60 63	
												186	A	New Hampshire	45 66	
												186	H	New Hampshire	49 70	
												204	H	Columbia	77 70	
												241	A	Texas Tech	65 93	
												245	H	Holy Cross	56 84	
												264	H	Morgan St.	59 65	
												267	A	Fairfield	67 78	
												272	H	Cornell	53 71	
												274	H	Massachusetts	63 73	
												282	A	Colgate	64 84	
												284	A	Fairleigh Dickinson	51 60	
												292	A	Vermont	55 63	
												292	H	Vermont	65 60	
												323	A	UMBC	54 66	
												323	H	UMBC	39 61	
												333	A	Rhode Island	64 81	
												343	A	Longwood	82 84	
												348	A	Saint Peter's	66 60	
LAST 12 Division I GAMES:																
				323	H	UMBC	39 61	79	A	Albany (NY)	60 93					
				186	H	New Hampshire	49 70	77	H	Maine	51 69					
				151	A	Binghamton	38 52	147	A	Hartford	56 78					
				77	A	Maine	65 70	180	A	Stony Brook	50 59					
				292	H	Vermont	65 60	151	H	Binghamton	46 76					
				180	H	Stony Brook	60 63	79	H	Albany (NY)	52 61					

Non-Div I Games: Fisher 102 47

UMass Lowell

Average RPI Win:	261	WON-LOST	WINNING	LAST 10	STRENGTH OF	OPP. STRENGTH	TEAM	ADJ.	CONF.	ADJ CONF.
Average RPI Loss:	179	RECORD	PCT. RANK	GAMES	SCHEDULE	OF SCHEDULE	RPI	RPI	RPI	RPI
DIV. I ONLY	13- 13	177	6- 4	280	282	225	225	26	26	
DIV. I NON-CONF.	2- 8	290	0- 0	266	171	309	309	28	28	

TOTALS	RPI 1-25	RPI 26-50	W-L RECORDS	RPI 51-100	RPI 101-999	RPI 201+				
13- 13	0- 1	0- 0	OVERALL	1- 2	12- 10	10- 4				
6- 7	0- 0	0- 0	HOME	1- 1	5- 6	5- 1				
7- 6	0- 1	0- 0	AWAY	0- 1	7- 4	5- 3				
0- 0	0- 0	0- 0	NEUTRAL	0- 0	0- 0	0- 0				
2- 8	0- 1	0- 0	NON-CONFERENCE	0- 1	2- 6	2- 2				
1- 4	0- 0	0- 0	HOME	0- 1	1- 3	1- 0				
1- 4	0- 1	0- 0	AWAY	0- 0	1- 3	1- 2				
0- 0	0- 0	0- 0	NEUTRAL	0- 0	0- 0	0- 0				
11- 5	0- 0	0- 0	CONFERENCE	1- 1	10- 4	8- 2				
5- 3	0- 0	0- 0	HOME	1- 0	4- 3	4- 1				
6- 2	0- 0	0- 0	AWAY	0- 1	6- 1	4- 1				
0- 0	0- 0	0- 0	NEUTRAL	0- 0	0- 0	0- 0				

RPI 1-25				RPI 26-50				RPI 51-100				RPI 101+				Team's RPI: 225
RPI	S	Opponent	Score	RPI	S	Opponent	Score	RPI	S	Opponent	Score	RPI	S	Opponent	Score	
20	A	NC State	55 87					53	H	Mercer	56 67	105	H	Middle Tenn.	57 72	
								85	A	Liberty	48 53	149	A	Radford	67 56	
								85	H	Liberty	48 41	149	H	Radford	48 64	
												153	H	Charlotte	47 51	
												175	H	Furman	63 71	
												178	A	Davidson	50 58	
												194	A	High Point	78 59	
												194	H	High Point	45 58	
												218	A	Gardner-Webb	61 60	
												251	H	Presbyterian	74 76	
												269	A	Campbell	60 52	
												269	H	Campbell	38 33	
												271	H	Appalachian St.	69 60	
												293	A	USC Upstate	76 70	
												298	A	Wofford	68 70	
												311	A	Charleston So.	78 61	
												311	H	Charleston So.	71 69	
												317	A	Western Caro.	52 62	
												340	A	Winthrop	70 48	
												340	H	Winthrop	63 51	
												343	A	Longwood	54 67	
												343	H	Longwood	82 52	

LAST 12 Division I GAMES:																
343	A	Longwood	54 67	340	H	Winthrop	63 51									
269	H	Campbell	38 33	218	A	Gardner-Webb	61 60									
85	A	Liberty	48 53	251	H	Presbyterian	74 76									
311	H	Charleston So.	71 69	311	A	Charleston So.	78 61									
194	A	High Point	78 59	340	A	Winthrop	70 48									
149	H	Radford	48 64	85	H	Liberty	48 41									

Non-Div I Games: Warren Wilson 100 53

UNC Asheville

Average RPI Win: 254
Average RPI Loss: 150

WON-LOST
RECORD

WINNING
PCT. RANK

LAST 10
GAMES

STRENGTH OF
SCHEDULE

OPP. STRENGTH
OF SCHEDULE

TEAM
RPI

ADJ.
RPI

CONF.
RPI

ADJ CONF.
RPI

DIV. I ONLY	9- 16	249	4- 6	163	218	226	226	17	17
DIV. I NON-CONF.	3- 8	268	0- 0	189	319	254	254	17	17
<hr/>									
TOTALS	RPI 1-25	RPI 26-50	W-L RECORDS	RPI 51-100	RPI 101-999	RPI 201+			
9- 16	0- 1	0- 1	OVERALL	0- 4	9- 10	7- 3			
5- 6	0- 0	0- 0	HOME	0- 2	5- 4	3- 2			
4- 10	0- 1	0- 1	AWAY	0- 2	4- 6	4- 1			
0- 0	0- 0	0- 0	NEUTRAL	0- 0	0- 0	0- 0			
3- 8	0- 1	0- 1	NON-CONFERENCE	0- 0	3- 6	3- 3			
1- 3	0- 0	0- 0	HOME	0- 0	1- 3	1- 2			
2- 5	0- 1	0- 1	AWAY	0- 0	2- 3	2- 1			
0- 0	0- 0	0- 0	NEUTRAL	0- 0	0- 0	0- 0			
6- 8	0- 0	0- 0	CONFERENCE	0- 4	6- 4	4- 0			
4- 3	0- 0	0- 0	HOME	0- 2	4- 1	2- 0			
2- 5	0- 0	0- 0	AWAY	0- 2	2- 3	2- 0			
0- 0	0- 0	0- 0	NEUTRAL	0- 0	0- 0	0- 0			

RPI 1-25				RPI 26-50				RPI 51-100				RPI 101+				Team's RPI: 226
RPI	S	Opponent	Score	RPI	S	Opponent	Score	RPI	S	Opponent	Score	RPI	S	Opponent	Score	
12	A	Duke	54 85	34	A	Virginia	50 68	53	A	Mercer	57 80	113	A	ETSU	52 60	
								53	H	Mercer	54 57	113	H	ETSU	65 61	
								98	A	Chattanooga	42 49	149	A	Radford	53 56	
								98	H	Chattanooga	57 73	171	A	Samford	48 56	
												171	H	Samford	53 60	
												175	A	Furman	54 55	
												175	H	Furman	76 74	
												194	H	High Point	72 81	
												197	A	Norfolk St.	63 64	
												233	A	Coastal Caro.	60 54	
												251	A	Presbyteria n	64 57	
												269	H	Campbel l	61 72	
												283	H	VCU	74 61	
												297	H	Murray St.	52 63	
												298	A	Wofford	81 75	
												298	H	Wofford	66 51	
												312	A	Eastern Ky.	59 70	
												317	A	Western Caro.	88 67	
												317	H	Western Caro.	57 54	
<hr/>																
LAST 12 Division I GAMES:																
317	H	Western Caro.	57 54	113	H	ETSU	65 61									
53	H	Mercer	54 57	317	A	Western Caro.	88 67									
171	H	Samford	53 60	171	A	Samford	48 56									
298	A	Wofford	81 75	53	A	Mercer	57 80									
175	A	Furman	54 55	175	H	Furman	76 74									
98	H	Chattanooga	57 73	298	H	Wofford	66 51									

Non-Div I Games: Greensboro 82 34 Tuscul um 69 71 Lees-McRae 78 62 Southern Wesleyan 96 35
UNCG

Loss, Non-Conf, S Site, H Home A Away N Neutral

Average RPI Win: **260**
 Average RPI Loss: **141**

WON-LOST
RECORD

WINNING
PCT. RANK

LAST 10
GAMES

STRENGTH OF
SCHEDULE

OPP. STRENGTH
OF SCHEDULE

TEAM
RPI

ADJ.
RPI

CONF.
RPI

ADJ CONF.
RPI

DIV. I ONLY	8- 17	269	3- 7	226	154	256	256	10	10
DIV. I NON-CONF.	5- 4	146	0- 0	334	229	229	229	12	12
<hr/>									
TOTALS	RPI 1-25	RPI 26-50	W-L RECORDS	RPI 51-100	RPI 101-999	RPI 201+			
8- 17	0- 0	0- 3	OVERALL	0- 2	8- 12	7- 4			
4- 7	0- 0	0- 1	HOME	0- 1	4- 5	4- 2			
4- 10	0- 0	0- 2	AWAY	0- 1	4- 7	3- 2			
0- 0	0- 0	0- 0	NEUTRAL	0- 0	0- 0	0- 0			
5- 4	0- 0	0- 0	NON-CONFERENCE	0- 0	5- 4	5- 1			
4- 0	0- 0	0- 0	HOME	0- 0	4- 0	4- 0			
1- 4	0- 0	0- 0	AWAY	0- 0	1- 4	1- 1			
0- 0	0- 0	0- 0	NEUTRAL	0- 0	0- 0	0- 0			
3- 13	0- 0	0- 3	CONFERENCE	0- 2	3- 8	2- 3			
0- 7	0- 0	0- 1	HOME	0- 1	0- 5	0- 2			
3- 6	0- 0	0- 2	AWAY	0- 1	3- 3	2- 1			
0- 0	0- 0	0- 0	NEUTRAL	0- 0	0- 0	0- 0			

RPI 1-25				RPI 26-50				RPI 51-100				RPI 101+				Team's RPI: 256	
RPI	S	Opponent	Score	RPI	S	Opponent	Score	RPI	S	Opponent	Score	RPI	S	Opponent	Score		
47	A	Elon	67 75	67	A	James Madison	48 65	110	A	North Carolina	60 86						
49	A	Drexel	42 68	42	A	Delaware	62 80	114	A	Delaware	49 82						
49	H	Drexel	40 58	40	H	James Madison	48 63	114	H	Delaware	39 56						
								135	A	Northeastern	47 54						
								135	H	Northeastern	64 49						
								159	A	William & Mary	53 66						
								159	H	William & Mary	55 74						
								166	A	Pittsburgh	71 76						
								175	A	Furman	66 62						
								203	H	East Carolina	41 57						
								233	A	Coastal Caro.	59 55						
								238	A	Hofstra	61 69						
								238	H	Hofstra	71 72						
								266	A	Towson	76 60						
								273	A	Col. of Charleston	63 72						
								273	H	Col. of Charleston	83 67						
								283	H	VCU	65 60						
								298	A	Wofford	74 62						
								308	H	Georgia St.	89 63						
								321	H	N.C. Central							
LAST 12 Division I GAMES:																	
273	A	Col. of Charleston	76 60	135	A	Northeastern	39 56										
66	A	James Madison	48 65	114	A	Delaware	62 80										
159	A	William & Mary	64 49	66	H	James Madison	48 63										
49	H	Drexel	40 58	114	H	Delaware	49 82										
273	H	Col. of Charleston	63 72	49	A	Drexel	42 68										
238	A	Hofstra	59 55	266	A	Towson	71 72										

U
N
C
WU
N
C
W

Non-Div I Games:

Catawba

74 59

UNC Pembroke

73 64

UNCW

■ Loss, ■ Non-Conf, ■ S Site, ■ Home ■ Away ■ Neutral

Average RPI Win:	233	WON-LOST	WINNING	LAST 10	STRENGTH OF	OPP. STRENGTH	TEAM	ADJ.	CONF.	ADJ CONF.
Average RPI Loss:	93	RECORD	PCT. RANK	GAMES	SCHEDULE	OF SCHEDULE	RPI	RPI	RPI	RPI
DIV. I ONLY	14- 12	150	7- 3	154	139	138	138	24	24	
DIV. I NON-CONF.	3- 7	254	0- 0	31	6	131	131	21	21	

TOTALS	RPI 1-25	RPI 26-50	W-L RECORDS	RPI 51-100	RPI 101-999	RPI 201+				
14- 12	0- 1	0- 3	OVERALL	2- 5	12- 3	10- 1				
8- 4	0- 1	0- 0	HOME	0- 3	8- 0	6- 0				
5- 8	0- 0	0- 3	AWAY	1- 2	4- 3	4- 1				
1- 0	0- 0	0- 0	NEUTRAL	1- 0	0- 0	0- 0				
3- 7	0- 1	0- 3	NON-CONFERENCE	2- 1	1- 2	0- 1				
1- 2	0- 1	0- 0	HOME	0- 1	1- 0	0- 0				
1- 5	0- 0	0- 3	AWAY	1- 0	0- 2	0- 1				
1- 0	0- 0	0- 0	NEUTRAL	1- 0	0- 0	0- 0				
11- 5	0- 0	0- 0	CONFERENCE	0- 4	11- 1	10- 0				
7- 2	0- 0	0- 0	HOME	0- 2	7- 0	6- 0				
4- 3	0- 0	0- 0	AWAY	0- 2	4- 1	4- 0				
0- 0	0- 0	0- 0	NEUTRAL	0- 0	0- 0	0- 0				

RPI 1-25				RPI 26-50				RPI 51-100				RPI 101+				Team's RPI: 138
RPI	S	Opponent	Score	RPI	S	Opponent	Score	RPI	S	Opponent	Score	RPI	S	Opponent	Score	
16	H	Iowa	47 71	32	A	South Dakota St.	47 57	62	N	Wyoming	55 40	116	H	Iowa St.	57 53	
				44	A	UCF	43 53	76	A	Drake	64 81	158	A	Southern Ill.	53 60	
				50	A	Creighton	78 89	76	H	Drake	67 72	158	H	Southern Ill.	71 63	
								81	H	IUPUI	48 54	161	A	North Dakota	72 80	
								90	A	Missouri St.	52 62	239	A	Omaha	74 78	
								90	H	Missouri St.	52 57	248	A	Illinois St.	58 36	
								91	A	Kansas St.	72 71	248	H	Illinois St.	66 48	
												258	A	Indiana St.	56 46	
												258	H	Indiana St.	59 53	
												260	A	Bradley	51 40	
												260	H	Bradley	63 50	
												295	H	Valparaiso	77 56	
												303	H	Loyola Chicago	70 41	
												349	A	Evansville	85 60	
												349	H	Evansville	65 41	

LAST 12 Division I GAMES:																
				260	H	Bradley	63 50	90	H	Missouri St.	52 57					
				248	H	Illinois St.	66 48	248	A	Illinois St.	58 36					
				76	H	Drake	67 72	260	A	Bradley	51 40					
				349	A	Evansville	85 60	76	A	Drake	64 81					
				258	A	Indiana St.	56 46	258	H	Indiana St.	59 53					
				158	H	Southern Ill.	71 63	349	H	Evansville	65 41					

Non-Div I Games: Wis.-Parkside 92 62

UNI

UNLV				WON-LOST		WINNING		LAST 10		STRENGTH OF		OPP. STRENGTH		TEAM		ADJ.		CONF.		ADJ CONF.	
Average RPI Win: 201				RECORD		PCT. RANK		GAMES		SCHEDULE		OF SCHEDULE		RPI		RPI		RPI		RPI	
DIV. I ONLY				18- 9		79		8- 2		79		125		80		80		16		16	
DIV. I NON-CONF.				5- 6		187		0- 0		8		87		93		93		15		15	
TOTALS				RPI 1-25		RPI 26-50		W-L RECORDS		RPI 51-100		RPI 101-999		RPI 201+							
18- 9				0- 3		1- 2		OVERALL		2- 1		15- 3		10- 1							
11- 4				0- 1		0- 2		HOME		1- 0		10- 1		6- 0							
7- 3				0- 1		1- 0		AWAY		1- 1		5- 1		4- 0							
0- 2				0- 1		0- 0		NEUTRAL		0- 0		0- 1		0- 1							
5- 6				0- 3		1- 2		NON-CONFERENCE		0- 0		4- 1		2- 1							
4- 3				0- 1		0- 2		HOME		0- 0		4- 0		2- 0							
1- 1				0- 1		1- 0		AWAY		0- 0		0- 0		0- 0							
0- 2				0- 1		0- 0		NEUTRAL		0- 0		0- 1		0- 1							
13- 3				0- 0		0- 0		CONFERENCE		2- 1		11- 2		8- 0							
7- 1				0- 0		0- 0		HOME		1- 0		6- 1		4- 0							
6- 2				0- 0		0- 0		AWAY		1- 1		5- 1		4- 0							
0- 0				0- 0		0- 0		NEUTRAL		0- 0		0- 0		0- 0							

RPI 1-25				RPI 26-50				RPI 51-100				RPI 101+			
RPI	S	Opponent	Score	RPI	S	Opponent	Score	RPI	S	Opponent	Score	RPI	S	Opponent	Score
3	H	Mississippi St.	63 103	29	H	Syracuse	55 69	62	A	Wyoming	56 69	120	H	Colorado St.	56 52
13	N	Buffalo	53 80	39	A	Gonzaga	52 50	94	A	New Mexico	68 66	130	A	Fresno St.	73 58
15	A	Stanford	33 74	46	H	Minnesota	72 79	94	H	New Mexico	74 62	130	H	Fresno St.	72 74
												137	H	Portland St.	88 80
												145	A	Boise St.	60 69
												145	H	Boise St.	77 54
												180	H	UC Irvine	73 54
												217	H	Nevada	77 75
												238	H	Hofstra	68 52
												246	N	UC Riverside	88 95
												254	A	San Jose St.	80 53
												254	H	San Jose St.	79 60
												261	H	Grand Canyon	76 47
												268	A	San Diego St.	75 64
												268	H	San Diego St.	73 67
												304	A	Utah St.	63 54
												309	A	Air Force	67 59
												309	H	Air Force	69 57
LAST 12 Division I GAMES:															
				94	H	New Mexico	74 62	145	H	Boise St.	77 54				
				130	A	Fresno St.	73 58	254	A	San Jose St.	80 53				
				268	H	San Diego St.	73 67	268	A	San Diego St.	75 64				
				309	A	Air Force	67 59	130	H	Fresno St.	72 74				
				62	A	Wyoming	56 69	120	H	Colorado St.	56 52				
				217	H	Nevada	77 75	94	A	New Mexico	68 66				

Non-Div I Games:

UNLV

Average RPI Win: 297

Average RPI Loss: 173

WON-LOST
RECORDWINNING
PCT. RANKLAST 10
GAMESSTRENGTH OF
SCHEDULEOPP. STRENGTH
OF SCHEDULETEAM
RPIADJ.
RPICONF.
RPIADJ CONF.
RPIDIV. I ONLY
DIV. I NON-CONF.8- 18
2- 10274
3005- 5
0- 0247
220301
335293
332293
33223
2223
22

TOTALS

RPI 1-25

RPI 26-50

W-L RECORDS

RPI 51-100

RPI 101-999

RPI 201+

8- 18

0- 0

0- 1

OVERALL

0- 5

8- 12

7- 9

6- 7

0- 0

0- 0

HOME

0- 2

6- 5

5- 4

2- 11

0- 0

0- 1

AWAY

0- 3

2- 7

2- 5

0- 0

0- 0

0- 0

NEUTRAL

0- 0

0- 0

0- 0

2- 10

0- 0

0- 1

NON-CONFERENCE

0- 1

2- 8

2- 6

2- 4

0- 0

0- 0

HOME

0- 0

2- 4

2- 3

0- 6

0- 0

0- 1

AWAY

0- 1

0- 4

0- 3

0- 0

0- 0

0- 0

NEUTRAL

0- 0

0- 0

0- 0

6- 8

0- 0

0- 0

CONFERENCE

0- 4

6- 4

5- 3

4- 3

0- 0

0- 0

HOME

0- 2

4- 1

3- 1

2- 5

0- 0

0- 0

AWAY

0- 2

2- 3

2- 2

0- 0

0- 0

0- 0

NEUTRAL

0- 0

0- 0

0- 0

RPI 1-25

RPI 26-50

RPI 51-100

RPI 101+

Team's RPI: 293

RPI S Opponent Score

RPI S Opponent Score

RPI S Opponent Score

RPI S Opponent Score

48 A Oklahoma St. 71 108

51 A FGCU 60 93

159 A William & Mary 63 83

51 H FGCU 44 88

175 H Furman 59 80

75 A Virginia Tech 56 87

185 A Stetson 61 62

100 A Jacksonville 49 65

185 H Stetson 69 64

100 H Jacksonville 45 71

203 A East Carolina 53 66

218 A Gardner-Webb 39 60

225 H UNC Asheville 70 76

239 H Omaha 66 69

250 A North Florida 61 79

250 H North Florida 61 65

251 H Presbyterian 69 83

262 A Lipscomb 78 97

262 H Lipscomb 80 64

269 A Campbell 49 69

300 A Kennesaw St. 70 64

300 H Kennesaw St. 65 61

321 H N.C. Central 66 61

322 H South Carolina St. 63 44

341 A NJIT 95 57

341 H NJIT 74 67

LAST 12 Division I GAMES:

341 H NJIT 74 67

300 A Kennesaw St. 70 64

250 A North Florida 61 79

262 A Lipscomb 78 97

100 A Jacksonville 49 65

300 H Kennesaw St. 65 61

185 H Stetson 69 64

100 H Jacksonville 45 71

51 H FGCU 44 88

250 H North Florida 61 65

262 H Lipscomb 80 64

51 A FGCU 60 93

Non-Div I Games:

Brevard

109 39

Converse

71 51

Bob Jones

79 45

USC Upstate

Loss, Non-Conf, S Site, H Home A Away N Neutral

Average RPI Win:	236	WON-LOST	WINNING	LAST 10	STRENGTH OF	OPP. STRENGTH	TEAM	ADJ.	CONF.	ADJ CONF.
Average RPI Loss:	151	RECORD	PCT. RANK	GAMES	SCHEDULE	OF SCHEDULE	RPI	RPI	RPI	RPI
DIV. I ONLY	18- 10	94	9- 1	325	161	169	169	22	22	
DIV. I NON-CONF.	6- 5	153	0- 0	240	53	165	165	23	23	

TOTALS	RPI 1-25	RPI 26-50	W-L RECORDS	RPI 51-100	RPI 101-999	RPI 201+				
18- 10	0- 0	0- 0	OVERALL	0- 3	18- 7	11- 3				
13- 2	0- 0	0- 0	HOME	0- 1	13- 1	7- 0				
5- 8	0- 0	0- 0	AWAY	0- 2	5- 6	4- 3				
0- 0	0- 0	0- 0	NEUTRAL	0- 0	0- 0	0- 0				
6- 5	0- 0	0- 0	NON-CONFERENCE	0- 3	6- 2	3- 0				
5- 1	0- 0	0- 0	HOME	0- 1	5- 0	2- 0				
1- 4	0- 0	0- 0	AWAY	0- 2	1- 2	1- 0				
0- 0	0- 0	0- 0	NEUTRAL	0- 0	0- 0	0- 0				
12- 5	0- 0	0- 0	CONFERENCE	0- 0	12- 5	8- 3				
8- 1	0- 0	0- 0	HOME	0- 0	8- 1	5- 0				
4- 4	0- 0	0- 0	AWAY	0- 0	4- 4	3- 3				
0- 0	0- 0	0- 0	NEUTRAL	0- 0	0- 0	0- 0				

RPI 1-25				RPI 26-50				RPI 51-100				RPI 101+				Team's RPI: 169
RPI	S	Opponent	Score	RPI	S	Opponent	Score	RPI	S	Opponent	Score	RPI	S	Opponent	Score	
								65	A	Georgi a Tech	52 80	101	A	Utah	41 71	
								71	H	Houston	58 62	103	A	Li ttle Rock	57 59	
								91	A	Kansas St.	56 70	130	H	Fresno St.	67 54	
												131	H	San Franci sco	56 54	
												139	A	Arkansas	57 91	
												143	H	Texas St.	61 59	
												163	A	Loui si ana	38 34	
												163	H	Loui si ana	63 61	
												167	H	South Ala.	63 76	
												168	H	Troy	76 57	
												182	H	Oral Roberts	70 46	
												208	H	SMU	58 55	
												213	A	Arkansas St.	80 85	
												233	A	Coastal Caro.	76 89	
												233	H	Coastal Caro.	65 63	
												269	A	UTSA	69 68	
												271	A	Appal achi an St.	64 60	
												271	H	Appal achi an St.	49 48	
												305	H	Incarnate Word	61 48	
												308	A	Georgi a St.	81 76	
												308	H	Georgi a St.	62 57	
												326	A	Ga. Southern	68 73	
												326	H	Ga. Southern	70 49	
												337	A	La. -Monroe	80 53	
												337	H	La. -Monroe	70 61	
LAST 12 Di vi si on I GAMES:																
				308	H	Georgi a St.	62 57					271	H	Appal achi an St.	49 48	
				326	H	Ga. Southern	70 49					326	A	Ga. Southern	68 73	
				163	A	Loui si ana	38 34					308	A	Georgi a St.	81 76	
				337	A	La. -Monroe	80 53					337	H	La. -Monroe	70 61	
				143	H	Texas St.	61 59					163	H	Loui si ana	63 61	
				233	H	Coastal Caro.	65 63					213	A	Arkansas St.	80 85	

Non-Di v I Games:

UT Arlington

Average RPI Win:	271	WON-LOST	WINNING	LAST 10	STRENGTH OF	OPP. STRENGTH	TEAM	ADJ.	CONF.	ADJ CONF.
Average RPI Loss:	136	RECORD	PCT. RANK	GAMES	SCHEDULE	OF SCHEDULE	RPI	RPI	RPI	RPI
DIV. I ONLY	15- 13	155	9- 1	217	263	177	177	25	25	
DIV. I NON-CONF.	2- 8	290	0- 0	92	74	259	259	27	27	

TOTALS	RPI 1-25	RPI 26-50	W-L RECORDS	RPI 51-100	RPI 101-999	RPI 201+				
15- 13	0- 1	0- 0	OVERALL	0- 4	15- 8	12- 2				
9- 3	0- 0	0- 0	HOME	0- 1	9- 2	7- 0				
6- 8	0- 1	0- 0	AWAY	0- 2	6- 5	5- 2				
0- 2	0- 0	0- 0	NEUTRAL	0- 1	0- 1	0- 0				
2- 8	0- 1	0- 0	NON-CONFERENCE	0- 3	2- 4	1- 1				
2- 1	0- 0	0- 0	HOME	0- 0	2- 1	1- 0				
0- 5	0- 1	0- 0	AWAY	0- 2	0- 2	0- 1				
0- 2	0- 0	0- 0	NEUTRAL	0- 1	0- 1	0- 0				
13- 5	0- 0	0- 0	CONFERENCE	0- 1	13- 4	11- 1				
7- 2	0- 0	0- 0	HOME	0- 1	7- 1	6- 0				
6- 3	0- 0	0- 0	AWAY	0- 0	6- 3	5- 1				
0- 0	0- 0	0- 0	NEUTRAL	0- 0	0- 0	0- 0				

RPI 1-25				RPI 26-50				RPI 51-100				RPI 101+ Team's RPI: 177			
RPI	S	Opponent	Score	RPI	S	Opponent	Score	RPI	S	Opponent	Score	RPI	S	Opponent	Score
5	A	Louisville	56 91					56	A	Purdue	58 60	144	N	Eastern Wash.	58 61
								67	H	Belmont	63 65	158	A	Southern Ill.	72 84
								74	N	Saint Mary's (CA)	58 69	164	A	SIUE	70 73
								98	A	Chattanooga	82 87	164	H	SIUE	72 64
												170	H	Northwestern	63 71
												173	H	N.C. A&T	76 63
												183	A	Jacksonville St.	61 57
												187	A	Morehead St.	75 88
												187	H	Morehead St.	76 81
												213	A	Arkansas St.	73 84
												219	A	Southeast Mo. St.	69 68
												219	H	Southeast Mo. St.	72 65
												242	A	Austin Peay	62 69
												242	H	Austin Peay	100 66
												297	A	Murray St.	97 80
												297	H	Murray St.	85 67
												312	A	Eastern Ky.	72 54
												312	H	Eastern Ky.	77 49
												313	A	Tennessee Tech	67 51
												317	H	Western Caro.	62 54
												329	H	Tennessee St.	80 68
												346	A	Eastern Ill.	72 44
												346	H	Eastern Ill.	85 57
LAST 12 Division I GAMES:															
219	A	Southeast Mo. St.	69 68	297	H	Murray St.	85 67								
187	A	Morehead St.	75 88	242	H	Austin Peay	100 66								
346	H	Eastern Ill.	85 57	313	A	Tennessee Tech	67 51								
164	H	SIUE	72 64	183	A	Jacksonville St.	61 57								
219	H	Southeast Mo. St.	72 65	164	A	SIUE	70 73								
312	A	Eastern Ky.	72 54	346	A	Eastern Ill.	72 44								

Non-Div I Games: Rhodes 90 49 Ala.-Huntsville 104 73

UT Martin

■ Loss,
 ■ Non-Conf, S Site,
 ■ Home
 ■ Away
 N Neutral

U
T
E
P

UTEP				Through Games Of Feb. 26, 2018													
Average RPI Win:		232	WON-LOST RECORD		WINNING PCT. RANK		LAST 10 GAMES		STRENGTH OF SCHEDULE		OPP. STRENGTH OF SCHEDULE		TEAM RPI	ADJ. RPI	CONF. RPI	ADJ CONF. RPI	
DIV. I ONLY			14- 13		163		3- 7		236		262		198	198	18	18	
DIV. I NON-CONF.			9- 4		82		0- 0		219		328		116	116	20	20	

TOTALS		RPI 1-25		RPI 26-50		W-L RECORDS		RPI 51-100		RPI 101-999		RPI 201+					
14- 13		0- 0		0- 0		OVERALL		0- 2		14- 11		11- 7					
7- 5		0- 0		0- 0		HOME		0- 2		7- 3		5- 1					
5- 8		0- 0		0- 0		AWAY		0- 0		5- 8		5- 6					
2- 0		0- 0		0- 0		NEUTRAL		0- 0		2- 0		1- 0					
9- 4		0- 0		0- 0		NON-CONFERENCE		0- 1		9- 3		7- 2					
5- 1		0- 0		0- 0		HOME		0- 1		5- 0		4- 0					
2- 3		0- 0		0- 0		AWAY		0- 0		2- 3		2- 2					
2- 0		0- 0		0- 0		NEUTRAL		0- 0		2- 0		1- 0					
5- 9		0- 0		0- 0		CONFERENCE		0- 1		5- 8		4- 5					
2- 4		0- 0		0- 0		HOME		0- 1		2- 3		1- 1					
3- 5		0- 0		0- 0		AWAY		0- 0		3- 5		3- 4					
0- 0		0- 0		0- 0		NEUTRAL		0- 0		0- 0		0- 0					

RPI 1-25				RPI 26-50				RPI 51-100				RPI 101+				Team's RPI: 198	
RPI	S	Opponent	Score	RPI	S	Opponent	Score	RPI	S	Opponent	Score	RPI	S	Opponent	Score		
								83	H	UAB	64 84	102	A	Rice	42 56		
								94	H	New Mexico	35 59	105	H	Middle Tenn.	45 54		
												129	A	Tulane	56 67		
												139	H	Arkansas	64 61		
												140	H	Louisiana Tech	62 65		
												153	H	Charlotte	67 58		
												171	N	Samford	46 33		
												203	N	East Carolina	93 79		
												205	H	CSU Bakersfield	67 56		
												206	A	Southern Miss.	53 60		
												213	A	Arkansas St.	73 76		
												221	A	New Mexico St.	68 76		
												223	A	North Texas	50 48		
												224	H	A&M-Corpus Christi	69 49		
												228	A	Fla. Atlantic	66 72		
												228	H	Fla. Atlantic	75 70		
												234	H	Texas Southern	65 55		
												246	A	UC Riverside	73 62		
												269	A	UTSA	66 53		
												269	H	UTSA	55 58		
												278	A	Old Dominion	52 56		
												301	A	Marshall	64 66		
												310	A	FIU	77 76		
												314	H	Houston Baptist	69 62		
												325	A	Cal St. Fullerton	92 91		

LAST 12 Division I GAMES:																	
206	A	Southern Miss.	53 60	83	H	UAB	64 84	223	A	North Texas	50 48						
269	H	UTSA	55 58	102	A	Rice	42 56	228	H	Fla. Atlantic	75 70						
278	A	Old Dominion	52 56	105	H	Middle Tenn.	45 54	153	H	Charlotte	67 58						
301	A	Marshall	64 66														
140	H	Louisiana Tech	62 65														
269	A	UTSA	66 53														

U
T
E
P

Non-Di v I Games:

UTEP

Loss, Non-Conf, S Site, H Home A Away N Neutral

Average RPI Win: 287
Average RPI Loss: 215

WON-LOST
RECORD

WINNING
PCT. RANK

LAST 10
GAMES

STRENGTH OF
SCHEDULE

OPP. STRENGTH
OF SCHEDULE

TEAM
RPI

ADJ.
RPI

CONF.
RPI

ADJ CONF.
RPI

DIV. I ONLY	11- 14	214	4- 6	343	323	306	306	31	31
DIV. I NON-CONF.	7- 5	132	0- 0	305	273	222	222	31	31

TOTALS	RPI 1-25	RPI 26-50	W-L RECORDS	RPI 51-100	RPI 101-999	RPI 201+			
11- 14	0- 0	0- 2	OVERALL	0- 0	11- 12	11- 11			
9- 5	0- 0	0- 1	HOME	0- 0	9- 4	9- 4			
2- 9	0- 0	0- 1	AWAY	0- 0	2- 8	2- 7			
0- 0	0- 0	0- 0	NEUTRAL	0- 0	0- 0	0- 0			
7- 5	0- 0	0- 2	NON-CONFERENCE	0- 0	7- 3	7- 2			
6- 1	0- 0	0- 1	HOME	0- 0	6- 0	6- 0			
1- 4	0- 0	0- 1	AWAY	0- 0	1- 3	1- 2			
0- 0	0- 0	0- 0	NEUTRAL	0- 0	0- 0	0- 0			
4- 9	0- 0	0- 0	CONFERENCE	0- 0	4- 9	4- 9			
3- 4	0- 0	0- 0	HOME	0- 0	3- 4	3- 4			
1- 5	0- 0	0- 0	AWAY	0- 0	1- 5	1- 5			
0- 0	0- 0	0- 0	NEUTRAL	0- 0	0- 0	0- 0			

RPI	S	Opponent	Score	RPI	S	Opponent	Score	RPI	S	Opponent	Score	RPI	S	Opponent	Score
45	H	Southern California	64 71	48	A	Oklahoma St.	38 80					191	A	Wisconsin	54 82
												205	A	CSU Bakersfield	30 71
												205	H	CSU Bakersfield	64 67
												221	H	New Mexico St.	77 79
												222	A	Seattle U	56 64
												222	H	Seattle U	69 67
												224	A	A&M-Corpus Christi	41 71
												224	H	A&M-Corpus Christi	56 53
												241	A	Texas Tech	64 80
												247	H	Prairie View	78 62
												261	A	Grand Canyon	58 59
												261	H	Grand Canyon	59 65
												269	H	UTSA	70 58
												274	H	Massachusetts	67 59
												279	H	Canisius	63 46
												281	A	UMKC	59 79
												281	H	UMKC	52 54
												286	A	North Dakota St.	82 79
												324	A	Utah Valley	60 69
												324	H	Utah Valley	71 64
												344	H	Florida A&M	51 38
												345	A	Chicago St.	69 62
												345	H	Chicago St.	81 44

LAST 12 Division I GAMES:															
345	A	Chicago St.	69 62	221	H	New Mexico St.	77 79								
281	A	UMKC	59 79	345	H	Chicago St.	81 44								
324	H	Utah Valley	71 64	222	A	Seattle U	56 64								
222	H	Seattle U	69 67	324	A	Utah Valley	60 69								
205	A	CSU Bakersfield	30 71	261	H	Grand Canyon	59 65								
261	A	Grand Canyon	58 59	205	H	CSU Bakersfield	64 67								

Non-Div I Games: Texas Lutheran 78 43 Concordia (TX) 67 49 Trinity (TX) 62 57

UTRGV

Loss, Non-Conf, S Site, H Home A Away N Neutral

Average RPI Win:	250	WON-LOST	WINNING	LAST 10	STRENGTH OF	OPP. STRENGTH	TEAM	ADJ.	CONF.	ADJ CONF.
Average RPI Loss:	163	RECORD	PCT. RANK	GAMES	SCHEDULE	OF SCHEDULE	RPI	RPI	RPI	RPI
DIV. I ONLY	7- 18	284	5- 5	170	233	269	269	18	18	
DIV. I NON-CONF.	1- 9	318	0- 0	204	270	317	317	20	20	

TOTALS	RPI 1-25	RPI 26-50	W-L RECORDS	RPI 51-100	RPI 101-999	RPI 201+				
7- 18	0- 1	0- 1	OVERALL	0- 1	7- 15	5- 5				
4- 6	0- 0	0- 0	HOME	0- 0	4- 6	3- 1				
2- 12	0- 1	0- 1	AWAY	0- 1	2- 9	1- 4				
1- 0	0- 0	0- 0	NEUTRAL	0- 0	1- 0	1- 0				
1- 9	0- 1	0- 0	NON-CONFERENCE	0- 1	1- 7	1- 2				
0- 3	0- 0	0- 0	HOME	0- 0	0- 3	0- 0				
0- 6	0- 1	0- 0	AWAY	0- 1	0- 4	0- 2				
1- 0	0- 0	0- 0	NEUTRAL	0- 0	1- 0	1- 0				
6- 9	0- 0	0- 1	CONFERENCE	0- 0	6- 8	4- 3				
4- 3	0- 0	0- 0	HOME	0- 0	4- 3	3- 1				
2- 6	0- 0	0- 1	AWAY	0- 0	2- 5	1- 2				
0- 0	0- 0	0- 0	NEUTRAL	0- 0	0- 0	0- 0				

RPI 1-25				RPI 26-50				RPI 51-100				RPI 101+ Team's RPI: 269			
RPI	S	Opponent	Score	RPI	S	Opponent	Score	RPI	S	Opponent	Score	RPI	S	Opponent	Score
11	A	Texas	70 120	41	A	Western Ky.	38 73	57	A	Arizona St.	42 74	102	A	Rice	52 83
												102	H	Rice	62 58
												105	H	Middle Tenn.	47 62
												121	H	Northern Ill.	55 69
												140	A	Louisiana Tech	55 63
												143	A	Texas St.	38 91
												153	A	Charlotte	75 88
												161	H	North Dakota	47 60
												169	H	UT Arlington	68 69
												188	A	San Diego	69 78
												198	A	UTEP	58 55
												198	H	UTEP	53 66
												206	A	Southern Miss.	60 83
												223	H	North Texas	70 58
												228	H	Fla. Atlantic	65 99
												278	A	Old Dominion	63 69
												278	H	Old Dominion	64 56
												301	A	Marshall	72 59
												306	A	UTRGV	58 70
												310	H	FIU	69 66
												325	A	Cal St. Fullerton	46 55
												339	N	Mississippi Val.	68 55
LAST 12 Division I GAMES:															
102	H	Rice	62 58	223	H	North Texas	70 58	206	A	Southern Miss.	60 83				
198	A	UTEP	58 55					228	H	Fla. Atlantic	65 99				
310	H	FIU	69 66					278	A	Old Dominion	63 69				
153	A	Charlotte	75 88					41	A	Western Ky.	38 73				
301	A	Marshall	72 59					278	H	Old Dominion	64 56				
198	H	UTEP	53 66												

Non-Div I Games: Sul Ross St. 97 47 Tex. A&M-Commerce 60 69

UTSA

Average RPI Win:	181	WON-LOST	WINNING	LAST 10	STRENGTH OF	OPP. STRENGTH	TEAM	ADJ.	CONF.	ADJ CONF.
Average RPI Loss:	53	RECORD	PCT. RANK	GAMES	SCHEDULE	OF SCHEDULE	RPI	RPI	RPI	RPI
DIV. I ONLY	17- 12	123	3- 7	116	57	101	101	5	5	
DIV. I NON-CONF.	9- 2	33	0- 0	190	183	54	54	3	3	

TOTALS	RPI 1-25	RPI 26-50	W-L RECORDS	RPI 51-100	RPI 101-999	RPI 201+				
17- 12	0- 4	0- 4	OVERALL	3- 2	14- 2	6- 0				
10- 6	0- 2	0- 2	HOME	2- 1	8- 1	4- 0				
7- 6	0- 2	0- 2	AWAY	1- 1	6- 1	2- 0				
0- 0	0- 0	0- 0	NEUTRAL	0- 0	0- 0	0- 0				
9- 2	0- 0	0- 0	NON-CONFERENCE	2- 1	7- 1	4- 0				
7- 0	0- 0	0- 0	HOME	2- 0	5- 0	3- 0				
2- 2	0- 0	0- 0	AWAY	0- 1	2- 1	1- 0				
0- 0	0- 0	0- 0	NEUTRAL	0- 0	0- 0	0- 0				
8- 10	0- 4	0- 4	CONFERENCE	1- 1	7- 1	2- 0				
3- 6	0- 2	0- 2	HOME	0- 1	3- 1	1- 0				
5- 4	0- 2	0- 2	AWAY	1- 0	4- 0	1- 0				
0- 0	0- 0	0- 0	NEUTRAL	0- 0	0- 0	0- 0				

RPI 1-25				RPI 26-50				RPI 51-100				RPI 101+				Team's RPI: 101
RPI	S	Opponent	Score	RPI	S	Opponent	Score	RPI	S	Opponent	Score	RPI	S	Opponent	Score	
8	H	Oregon	68 84	33	H	Oregon St.	58 69	56	H	Purdue	81 68	107	A	Washington St.	81 79	
10	A	UCLA	71 78	40	A	Cal i forn i a	73 84	57	A	Ari zona St.	58 56	107	H	Washington St.	54 50	
10	H	UCLA	74 81	45	A	Southern Cal i forn i a	52 53	57	H	Ari zona St.	81 83	142	A	BYU	68 77	
15	A	Stanford	49 70	45	H	Southern Cal i forn i a	47 58	74	H	Saint Mary's (CA)	74 63	150	A	Col orado	78 74	
								86	A	Al abama	60 65	150	H	Col orado	65 69	
												154	A	Weber St.	85 58	
												169	H	UT Ar lington	71 41	
												182	H	Oral Roberts	71 50	
												200	A	Washing ton	74 65	
												200	H	Washing ton	81 46	
												217	H	Nevada	87 61	
												244	H	Pepperdi ne	89 65	
												275	A	Ari zona	80 56	
												275	H	Ari zona	89 55	
												304	A	Utah St.	79 44	
												305	H	Incarnate Word	90 31	
LAST 12 Di v i s i o n I GAMES:																
10	A	UCLA	71 78	150	A	Col orado	78 74									
45	A	Southern Cal i forn i a	52 53	150	H	Col orado	65 69									
200	H	Washing ton	81 46	8	H	Oregon	68 84									
107	H	Washington St.	54 50	33	H	Oregon St.	58 69									
40	A	Cal i forn i a	73 84	275	A	Ari zona	80 56									
15	A	Stanford	49 70	57	A	Ari zona St.	58 56									

Non-Di v I Games:

Utah

Average RPI Win: 213
Average RPI Loss: 166

WON-LOST
RECORD

WINNING
PCT. RANK

LAST 10
GAMES

STRENGTH OF
SCHEDULE

OPP. STRENGTH
OF SCHEDULE

TEAM
RPI

ADJ.
RPI

CONF.
RPI

ADJ CONF.
RPI

DIV. I ONLY	5- 21	319	2- 8	186	187	304	304	16	16
DIV. I NON-CONF.	1- 9	318	0- 0	238	317	327	327	15	15
<hr/>									
TOTALS	RPI 1-25	RPI 26-50	W-L RECORDS	RPI 51-100	RPI 101-999	RPI 201+			
5- 21	0- 0	0- 1	OVERALL	0- 5	5- 15	3- 7			
4- 7	0- 0	0- 0	HOME	0- 3	4- 4	3- 1			
1- 12	0- 0	0- 0	AWAY	0- 2	1- 10	0- 5			
0- 2	0- 0	0- 1	NEUTRAL	0- 0	0- 1	0- 1			
1- 9	0- 0	0- 1	NON-CONFERENCE	0- 0	1- 8	0- 4			
0- 3	0- 0	0- 0	HOME	0- 0	0- 3	0- 1			
1- 4	0- 0	0- 0	AWAY	0- 0	1- 4	0- 2			
0- 2	0- 0	0- 1	NEUTRAL	0- 0	0- 1	0- 1			
4- 12	0- 0	0- 0	CONFERENCE	0- 5	4- 7	3- 3			
4- 4	0- 0	0- 0	HOME	0- 3	4- 1	3- 0			
0- 8	0- 0	0- 0	AWAY	0- 2	0- 6	0- 3			
0- 0	0- 0	0- 0	NEUTRAL	0- 0	0- 0	0- 0			

RPI S Opponent	Score	RPI S Opponent	Score	RPI S Opponent	Score	RPI S Opponent	Score	Team's RPI: 304
		33 N Oregon St.	55 94	62 A Wyoming	44 61	101 H Utah	44 79	
				62 H Wyoming	46 64	120 A Colorado St.	45 56	
				80 H UNLV	54 63	130 A Fresno St.	56 57	
				94 A New Mexico	47 80	130 H Fresno St.	60 52	
				94 H New Mexico	50 74	134 A Idaho St.	44 64	
						142 A BYU	76 69	
						145 A Boise St.	60 68	
						145 H Boise St.	42 64	
						172 H Denver	72 74	
						180 A UC Irvine	84 87	
						217 A Nevada	78 85	
						217 H Nevada	79 57	
						232 N Montana St.	52 64	
						254 A San Jose St.	66 79	
						268 H San Diego St.	62 58	
						275 H Arizona	49 65	
						309 A Air Force	50 57	
						309 H Air Force	57 55	
						324 A Utah Valley	43 61	
						330 A Southern Utah	67 70	
LAST 12 Division I GAMES:								
309 H Air Force	57 55	130 H Fresno St.	60 52					
217 A Nevada	78 85	309 A Air Force	50 57					
94 H New Mexico	50 74	62 A Wyoming	44 61					
145 A Boise St.	60 68	145 H Boise St.	42 64					
62 H Wyoming	46 64	217 H Nevada	79 57					
94 A New Mexico	47 80	120 A Colorado St.	45 56					

Non-Div I Games: Dixie St. 92 72

Utah St.

Average RPI Win:	285	WON-LOST	WINNING	LAST 10	STRENGTH OF	OPP. STRENGTH	TEAM	ADJ.	CONF.	ADJ CONF.
Average RPI Loss:	215	RECORD	PCT. RANK	GAMES	SCHEDULE	OF SCHEDULE	RPI	RPI	RPI	RPI
DIV. I ONLY	9- 17	251	3- 7	338	328	324	324	31	31	
DIV. I NON-CONF.	4- 9	249	0- 0	312	275	324	324	31	31	

TOTALS	RPI 1-25	RPI 26-50	W-L RECORDS	RPI 51-100	RPI 101-999	RPI 201+				
9- 17	0- 0	0- 1	OVERALL	0- 0	9- 16	8- 11				
7- 6	0- 0	0- 0	HOME	0- 0	7- 6	6- 5				
2- 11	0- 0	0- 0	AWAY	0- 0	2- 1	2- 1				
0- 0	0- 0	0- 0	NEUTRAL	0- 0	0- 0	0- 0				
4- 9	0- 0	0- 1	NON-CONFERENCE	0- 0	4- 8	3- 3				
4- 2	0- 0	0- 0	HOME	0- 0	4- 2	3- 1				
0- 7	0- 0	0- 1	AWAY	0- 0	0- 6	0- 2				
0- 0	0- 0	0- 0	NEUTRAL	0- 0	0- 0	0- 0				
5- 8	0- 0	0- 0	CONFERENCE	0- 0	5- 8	5- 8				
3- 4	0- 0	0- 0	HOME	0- 0	3- 4	3- 4				
2- 4	0- 0	0- 0	AWAY	0- 0	2- 4	2- 4				
0- 0	0- 0	0- 0	NEUTRAL	0- 0	0- 0	0- 0				

RPI 1-25				RPI 26-50				RPI 51-100				RPI 101+				Team's RPI: 324	
RPI	S	Opponent	Score	RPI	S	Opponent	Score	RPI	S	Opponent	Score	RPI	S	Opponent	Score		
				33	A	Oregon St.	41 98					134	H	Idaho St.	58 70		
												142	A	BYU	54 75		
												144	A	Eastern Wash.	41 61		
												146	H	Cal Poly	89 70		
												154	A	Weber St.	57 75		
												172	A	Denver	53 72		
												205	A	CSU Bakersfield	58 63		
												205	H	CSU Bakersfield	60 64		
												221	A	New Mexico St.	51 59		
												221	H	New Mexico St.	72 82		
												222	H	Seattle U	75 77		
												244	A	Pepperdine	44 71		
												261	A	Grand Canyon	61 81		
												261	H	Grand Canyon	84 64		
												281	A	UMKC	66 59		
												281	H	UMKC	68 65		
												304	H	Utah St.	61 43		
												306	A	UTRGV	64 71		
												306	H	UTRGV	69 60		
												309	H	Air Force	59 56		
												316	A	Portland	64 71		
												325	H	Cal St. Fullerton	36 73		
												330	H	Southern Utah	69 61		
												345	A	Chicago St.	68 30		
												345	H	Chicago St.	74 84		
LAST 12 Division I GAMES:																	
				261	H	Grand Canyon	84 64					222	H	Seattle U	75 77		
				205	H	CSU Bakersfield	60 64					261	A	Grand Canyon	61 81		
				306	A	UTRGV	64 71					221	H	New Mexico St.	72 82		
				221	A	New Mexico St.	51 59					306	H	UTRGV	69 60		
				281	H	UMKC	68 65					345	A	Chicago St.	68 30		
				345	H	Chicago St.	74 84					281	A	UMKC	66 59		

Non-Div I Games: Antelope Valley 78 54 Dixie St. 72 63

Utah Valley

Loss, Non-Conf, S Site, H Home A Away N Neutral

Average RPI Win:	249	WON-LOST	WINNING	LAST 10	STRENGTH OF	OPP. STRENGTH	TEAM	ADJ.	CONF.	ADJ CONF.
Average RPI Loss:	148	RECORD	PCT. RANK	GAMES	SCHEDULE	OF SCHEDULE	RPI	RPI	RPI	RPI
DIV. I ONLY	7- 21	296	3- 7	158	193	283	283	12	12	
DIV. I NON-CONF.	3- 9	280	0- 0	215	291	289	289	10	10	

TOTALS	RPI 1-25	RPI 26-50	W-L RECORDS	RPI 51-100	RPI 101-999	RPI 201+				
7- 21	0- 0	0- 2	OVERALL	0- 6	7- 13	5- 7				
5- 7	0- 0	0- 0	HOME	0- 3	5- 4	3- 1				
1- 12	0- 0	0- 0	AWAY	0- 0	1- 0	1- 0				
1- 2	0- 0	0- 0	NEUTRAL	0- 2	1- 0	1- 0				
3- 9	0- 0	0- 1	NON-CONFERENCE	0- 2	3- 6	3- 3				
2- 2	0- 0	0- 0	HOME	0- 0	2- 2	2- 0				
0- 5	0- 0	0- 1	AWAY	0- 0	0- 4	0- 3				
1- 2	0- 0	0- 0	NEUTRAL	0- 2	1- 0	1- 0				
4- 12	0- 0	0- 1	CONFERENCE	0- 4	4- 7	2- 4				
3- 5	0- 0	0- 0	HOME	0- 3	3- 2	1- 1				
1- 7	0- 0	0- 1	AWAY	0- 1	1- 5	1- 3				
0- 0	0- 0	0- 0	NEUTRAL	0- 0	0- 0	0- 0				

RPI 1-25				RPI 26-50				RPI 51-100				RPI 101+ Team's RPI: 283			
RPI	S	Opponent	Score	RPI	S	Opponent	Score	RPI	S	Opponent	Score	RPI	S	Opponent	Score
31	A	Dayton	64 74	53	N	Mercer	54 70	104	H	George Mason	42 65				
46	A	Minnesota	63 108	69	N	Penn	52 82	111	H	Georgetown	59 71				
				72	A	Duquesne	71 80	125	H	Saint Louis	88 84				
				72	H	Duquesne	51 70	141	A	Saint Joseph's	41 79				
				73	H	Fordham	54 64	141	H	Saint Joseph's	56 54				
				96	H	George Washington	39 61	149	A	Radford	62 79				
								178	A	Davidson	63 69				
								197	H	Norfolk St.	52 66				
								202	A	Richmond	54 59				
								202	H	Richmond	68 77				
								226	A	UNCG	61 74				
								243	A	La Salle	57 62				
								253	H	St. Bonaventure	77 75				
								256	A	UNCW	67 83				
								274	A	Massachusetts	75 79				
								278	H	Old Dominion	68 39				
								299	N	Long Beach St.	69 59				
								308	A	Georgia St.	56 61				
								315	H	Coppin St.	62 47				
								333	A	Rhode Island	61 49				
LAST 12 Division I GAMES:															
178	A	Davidson	63 69	31	A	Dayton	64 74								
125	H	Saint Louis	88 84	141	H	Saint Joseph's	56 54								
202	A	Richmond	54 59	202	H	Richmond	68 77								
104	H	George Mason	42 65	243	A	La Salle	57 62								
253	H	St. Bonaventure	77 75	274	A	Massachusetts	75 79								
72	A	Duquesne	71 80	73	H	Fordham	54 64								

Non-Div I Games:

VCU

Average RPI Win:	317	WON-LOST	WINNING	LAST 10	STRENGTH OF	OPP. STRENGTH	TEAM	ADJ.	CONF.	ADJ CONF.
Average RPI Loss:	162	RECORD	PCT. RANK	GAMES	SCHEDULE	OF SCHEDULE	RPI	RPI	RPI	RPI
DIV. I ONLY	10- 15	229	3- 7	344	246	295	295	24	24	
DIV. I NON-CONF.	5- 4	146	0- 0	340	255	232	232	21	21	

TOTALS	RPI 1-25	RPI 26-50	W-L RECORDS	RPI 51-100	RPI 101-999	RPI 201+				
10- 15	0- 0	0- 0	OVERALL	0- 6	10- 9	10- 6				
6- 4	0- 0	0- 0	HOME	0- 1	6- 3	6- 2				
4- 11	0- 0	0- 0	AWAY	0- 0	4- 0	4- 0				
0- 0	0- 0	0- 0	NEUTRAL	0- 0	0- 0	0- 0				
5- 4	0- 0	0- 0	NON-CONFERENCE	0- 3	5- 1	5- 1				
3- 0	0- 0	0- 0	HOME	0- 0	3- 0	3- 0				
2- 4	0- 0	0- 0	AWAY	0- 3	2- 1	2- 1				
0- 0	0- 0	0- 0	NEUTRAL	0- 0	0- 0	0- 0				
5- 11	0- 0	0- 0	CONFERENCE	0- 3	5- 8	5- 5				
3- 4	0- 0	0- 0	HOME	0- 1	3- 3	3- 2				
2- 7	0- 0	0- 0	AWAY	0- 2	2- 5	2- 3				
0- 0	0- 0	0- 0	NEUTRAL	0- 0	0- 0	0- 0				

RPI 1-25				RPI 26-50				RPI 51-100				RPI 101+ Team's RPI: 295			
RPI	S	Opponent	Score	RPI	S	Opponent	Score	RPI	S	Opponent	Score	RPI	S	Opponent	Score
								56	A	Purdue	49 95	138	A	UNI	56 77
								76	A	Drake	50 86	158	A	Southern Ill.	63 74
								84	A	Miami (OH)	68 77	158	H	Southern Ill.	86 88
								85	A	Liberty	40 61	207	A	Bowling Green	77 90
								90	A	Missouri St.	60 83	248	A	Illinois St.	55 63
								90	H	Missouri St.	60 66	248	H	Illinois St.	56 50
												258	A	Indiana St.	46 64
												258	H	Indiana St.	54 67
												260	A	Bradley	58 69
												260	H	Bradley	69 88
												261	H	Grand Canyon	80 75
												303	A	Loyola Chicago	63 53
												303	H	Loyola Chicago	76 60
												327	H	Fort Wayne	68 50
												343	A	Longwood	81 68
												345	H	Chicago St.	71 60
												346	A	Eastern Ill.	76 67
												349	A	Evansville	67 54
												349	H	Evansville	101 59

LAST 12 Division I GAMES:															
				349	A	Evansville	67 54	260	A	Bradley	58 69				
				258	A	Indiana St.	46 64	258	H	Indiana St.	54 67				
				90	H	Missouri St.	60 66	349	H	Evansville	101 59				
				158	H	Southern Ill.	86 88	158	A	Southern Ill.	63 74				
				303	A	Loyola Chicago	63 53	90	A	Missouri St.	60 83				
				248	A	Illinois St.	55 63	303	H	Loyola Chicago	76 60				

Non-Div I Games: Ind.-Northwest 99 59 Ind.-Kokomo 81 47

Valparaiso

Loss, Non-Conf, S Site, H Home A Away N Neutral

Average RPI Win:	142	WON-LOST	WINNING	LAST 10	STRENGTH OF	OPP. STRENGTH	TEAM	ADJ.	CONF.	ADJ CONF.
Average RPI Loss:	57	RECORD	PCT. RANK	GAMES	SCHEDULE	OF SCHEDULE	RPI	RPI	RPI	RPI
DIV. I ONLY	7- 23	306	2- 8	5	9	136	136	2	2	
DIV. I NON-CONF.	4- 10	267	0- 0	23	22	152	152	2	2	

TOTALS	RPI 1-25	RPI 26-50	W-L RECORDS	RPI 51-100	RPI 101-999	RPI 201+				
7- 23	0- 10	0- 5	OVERALL	2- 3	5- 5	1- 0				
4- 11	0- 6	0- 2	HOME	1- 1	3- 2	1- 0				
3- 10	0- 4	0- 2	AWAY	1- 2	2- 2	0- 0				
0- 2	0- 0	0- 1	NEUTRAL	0- 0	0- 1	0- 0				
4- 10	0- 2	0- 3	NON-CONFERENCE	1- 1	3- 4	1- 0				
2- 5	0- 1	0- 1	HOME	0- 1	2- 2	1- 0				
2- 3	0- 1	0- 1	AWAY	1- 0	1- 1	0- 0				
0- 2	0- 0	0- 1	NEUTRAL	0- 0	0- 1	0- 0				
3- 13	0- 8	0- 2	CONFERENCE	1- 2	2- 1	0- 0				
2- 6	0- 5	0- 1	HOME	1- 0	1- 0	0- 0				
1- 7	0- 3	0- 1	AWAY	0- 2	1- 1	0- 0				
0- 0	0- 0	0- 0	NEUTRAL	0- 0	0- 0	0- 0				

RPI 1-25				RPI 26-50				RPI 51-100				RPI 101+ Team's RPI: 136			
RPI	S	Opponent	Score	RPI	S	Opponent	Score	RPI	S	Opponent	Score	RPI	S	Opponent	Score
3	H	Mississippi St.	50 95	27	A	Central Mich.	75 92	67	H	Belmont	74 111	105	H	Middle Tenn.	54 65
5	A	Louisville	57 79	28	A	Georgia	55 67	86	A	Alabama	75 77	116	H	Iowa St.	77 74
9	A	Tennessee	73 86	28	H	Georgia	52 81	89	H	Kentucky	70 55	125	A	Saint Louis	74 69
9	H	Tennessee	64 74	29	N	Syracuse	78 84	96	A	George Washington	69 59	129	A	Tulane	59 71
17	H	South Carolina	82 95	36	H	Ball St.	79 88	97	A	Auburn	60 63	139	H	Arkansas	78 73
18	H	Texas A&M	67 91									157	A	Florida	71 88
19	A	Missouri	68 83									165	A	Ole Miss	75 72
19	H	Missouri	70 81									189	H	Memphis	60 71
20	H	NC State	72 83									191	N	Wisconsin	71 73
25	A	LSU	65 85									262	H	Lipscomb	92 82
LAST 12 Division I GAMES:															
139	H	Arkansas	78 73	9	H	Tennessee	64 74								
19	A	Missouri	68 83	165	A	Ole Miss	75 72								
157	A	Florida	71 88	18	H	Texas A&M	67 91								
3	H	Mississippi St.	50 95	86	A	Alabama	75 77								
97	A	Auburn	60 63	17	H	South Carolina	82 95								
28	A	Georgia	55 67	89	H	Kentucky	70 55								

Non-Div I Games:

Vanderbilt

Average RPI Win: 234	WON-LOST RECORD	WINNING PCT. RANK	LAST 10 GAMES	STRENGTH OF SCHEDULE	OPP. STRENGTH OF SCHEDULE	TEAM RPI	ADJ. RPI	CONF. RPI	ADJ CONF. RPI
Average RPI Loss: 169									
DIV. I ONLY	7- 21	296	2- 8	191	229	292	292	20	20
DIV. I NON-CONF.	2- 10	300	0- 0	253	157	331	331	24	24

TOTALS	RPI 1-25	RPI 26-50	W-L RECORDS	RPI 51-100	RPI 101-999	RPI 201+			
7- 21	0- 0	0- 0	OVERALL	1- 6	6- 15	4- 7			
5- 10	0- 0	0- 0	HOME	1- 3	4- 7	3- 3			
2- 11	0- 0	0- 0	AWAY	0- 0	2- 0	1- 0			
0- 0	0- 0	0- 0	NEUTRAL	0- 0	0- 0	0- 0			
2- 10	0- 0	0- 0	NON-CONFERENCE	0- 3	2- 7	2- 5			
2- 5	0- 0	0- 0	HOME	0- 2	2- 3	2- 2			
0- 5	0- 0	0- 0	AWAY	0- 1	0- 4	0- 3			
0- 0	0- 0	0- 0	NEUTRAL	0- 0	0- 0	0- 0			
5- 11	0- 0	0- 0	CONFERENCE	1- 3	4- 8	2- 2			
3- 5	0- 0	0- 0	HOME	1- 1	2- 4	1- 1			
2- 6	0- 0	0- 0	AWAY	0- 2	2- 4	1- 1			
0- 0	0- 0	0- 0	NEUTRAL	0- 0	0- 0	0- 0			

RPI S Opponent	Score	RPI S Opponent	Score	RPI S Opponent	Score	RPI S Opponent	Score	Team's RPI: 292
				52 A Mi ami (FL)	49 73	106 A Dartmouth	56 66	
				60 H Ameri can	62 64	135 H Northeastern	66 71	
				66 H James Madi son	56 68	147 A Hartford	52 91	
				77 A Mai ne	55 64	147 H Hartford	53 47	
				77 H Mai ne	47 79	151 A Bi nghamton	38 52	
				79 A Al bany (NY)	55 67	151 H Binghamton	48 62	
				79 H Al bany (NY)	62 57	180 A Stony Brook	57 80	
						180 H Stony Brook	49 55	
						186 A New Hampshire	58 53	
						186 H New Hampshire	49 52	
						204 H Col umbi a	66 73	
						212 H Boston U.	41 57	
						245 A Hol y Cross	53 64	
						263 A Ri der	49 64	
						265 H Howard	88 65	
						294 H Central Conn. St.	62 48	
						310 A FIU	70 80	
						323 A UMBC	72 58	
						323 H UMBC	51 52	
						347 A UMass Lowell I	60 65	
						347 H UMass Lowell I	63 55	
LAST 12 Division I GAMES:								
180 H Stony Brook	49 55	186 A New Hampshire	58 53	323 H UMBC	51 52			
77 H Maine	47 79	151 H Binghamton	48 62					
147 A Hartford	52 91	79 A Albany (NY)	55 67					
151 A Binghamton	38 52	147 H Hartford	53 47					
347 A UMass Lowell I	60 65	186 H New Hampshire	49 52					
79 H Albany (NY)	62 57							

Non-Div I Games: Norwich 75 31

Vermont

Average RPI		Win: 133	WON-LOST RECORD	WINNING PCT. RANK	LAST 10 GAMES	STRENGTH OF SCHEDULE	OPP. STRENGTH OF SCHEDULE	TEAM RPI	ADJ. RPI	CONF. RPI	ADJ. CONF. RPI
Loss: 55											
DIV. I ONLY			22- 7	45	7- 3	49	67	26	26	6	6
DIV. I NON-CONF.			10- 1	15	0- 1	24	127	9	9	6	6
TOTALS		RPI 1-25		RPI 26-50		W-L RECORDS	RPI 51-100	RPI 101-999		RPI 201+	
22- 7		2- 3		2- 1		OVERALL	3- 2	15- 1		6- 0	
9- 3		2- 1		1- 0		HOME	1- 1	5- 1		2- 0	
10- 4		0- 2		1- 1		AWAY	0- 1	9- 0		4- 0	
3- 0		0- 0		0- 0		NEUTRAL	2- 0	1- 0		0- 0	
10- 1		1- 0		1- 0		NON-CONFERENCE	2- 1	6- 0		2- 0	
2- 1		1- 0		0- 0		HOME	0- 1	1- 0		0- 0	
5- 0		0- 0		1- 0		AWAY	0- 0	4- 0		2- 0	
3- 0		0- 0		0- 0		NEUTRAL	2- 0	1- 0		0- 0	
12- 6		1- 3		1- 1		CONFERENCE	1- 1	9- 1		4- 0	
7- 2		1- 1		1- 0		HOME	1- 0	4- 1		2- 0	
5- 4		0- 2		0- 1		AWAY	0- 1	5- 0		2- 0	
0- 0		0- 0		0- 0		NEUTRAL	0- 0	0- 0		0- 0	

RPI 1-25					
RPI	S	Opponent	Score		
12	H	Duke	64	55	
23	A	DePaul	66	71	
23	H	DePaul	84	58	
24	A	Marquette	69	90	
24	H	Marquette	57	67	

RPI 26-50					
RPI	S	Opponent	Score		
35	A	Princeton	62	59	
50	A	Creighton	54	69	
50	H	Creighton	55	48	

Team's RPI : 26					

RPI 51-100					
RPI	S	Opponent	Score		
60	N	American	65	60	
66	N	James Madison	60	57	
69	H	Penn	77	79	
70	A	St. John's (NY)	64	70	
70	H	St. John's (NY)	69	52	

RPI 101+					
RPI	S	Opponent	Score		
111	A	Georgetown	60	58	
111	H	Georgetown	68	67	
122	A	Butler	69	67	
122	H	Butler	53	76	
124	A	Seton Hall	67	59	
124	H	Seton Hall	59	53	
141	H	Saint Joseph's	79	44	
147	A	Hartford	71	53	
184	N	Lehigh	62	42	
195	A	Temple	69	65	
210	A	Providence	63	55	
210	H	Providence	70	43	
215	A	Xavier	89	50	
215	H	Xavier	75	57	
243	A	La Salle	76	49	
267	A	Fairfield	73	44	

LAST 12 Division I GAMES:					
50	H	Creighton	55	48	
210	H	Providence	70	43	
23	A	DePaul	66	71	
24	A	Marquette	69	90	
124	H	Seton Hall	59	53	
70	H	St. John's (NY)	69	52	
111	H	Georgetown	68	67	
122	A	Butler	69	67	
215	A	Xavier	89	50	
24	H	Marquette	57	67	
23	H	DePaul	84	58	
69	H	Penn	77	79	

Non-Div I Games:

Vi l l anova

Average RPI Win:	128	WON-LOST	WINNING	LAST 10	STRENGTH OF	OPP. STRENGTH	TEAM	ADJ.	CONF.	ADJ CONF.
Average RPI Loss:	23	RECORD	PCT. RANK	GAMES	SCHEDULE	OF SCHEDULE	RPI	RPI	RPI	RPI
DIV. I ONLY	17- 12	123	5- 5	4	5	34	34	1	1	
DIV. I NON-CONF.	7- 6	165	0- 0	14	28	73	73	1	1	

TOTALS	RPI 1-25	RPI 26-50	W-L RECORDS	RPI 51-100	RPI 101-999	RPI 201+				
17- 12	1- 7	1- 3	OVERALL	6- 2	9- 0	3- 0				
10- 6	0- 3	1- 1	HOME	2- 2	7- 0	3- 0				
5- 6	1- 4	0- 2	AWAY	2- 0	2- 0	0- 0				
2- 0	0- 0	0- 0	NEUTRAL	2- 0	0- 0	0- 0				
7- 6	0- 2	0- 3	NON-CONFERENCE	3- 1	4- 0	3- 0				
5- 3	0- 1	0- 1	HOME	1- 1	4- 0	3- 0				
0- 3	0- 1	0- 2	AWAY	0- 0	0- 0	0- 0				
2- 0	0- 0	0- 0	NEUTRAL	2- 0	0- 0	0- 0				
10- 6	1- 5	1- 0	CONFERENCE	3- 1	5- 0	0- 0				
5- 3	0- 2	1- 0	HOME	1- 1	3- 0	0- 0				
5- 3	1- 3	0- 0	AWAY	2- 0	2- 0	0- 0				
0- 0	0- 0	0- 0	NEUTRAL	0- 0	0- 0	0- 0				

RPI 1-25				RPI 26-50				RPI 51-100				RPI 101+			
RPI	S	Opponent	Score	RPI	S	Opponent	Score	RPI	S	Opponent	Score	RPI	S	Opponent	Score
1	H	Notre Dame	69 83	28	H	Georgia	61 64	52	H	Miami (FL)	62 77	108	A	Wake Forest	48 41
3	A	Mississippi St.	53 68	29	H	Syracuse	68 63	54	N	Indiana	82 72	110	H	North Carolina	82 70
5	A	Louisville	39 51	31	A	Dayton	46 61	55	H	Harvard	50 48	155	H	Clemson	70 41
5	H	Louisville	41 77	43	A	Rutgers	43 52	65	A	Georgia Tech	62 56	166	H	Pittsburgh	62 50
7	A	Florida St.	62 77					72	H	Duquesne	63 74	196	A	Boston College	68 57
12	A	Duke	48 55					75	A	Virginia Tech	64 62	201	H	Hampton	66 62
20	A	NC State	73 63					75	H	Virginia Tech	61 52	226	H	UNCG	68 50
21	H	Maryland	59 60					82	N	Ohio	77 59	259	H	Manhattan	69 47
												294	H	Central Conn. St.	103 59

LAST 12 Division I GAMES:															
108	A	Wake Forest	48 41	5	H	Louisville	41 77								
5	A	Louisville	39 51	65	A	Georgia Tech	62 56								
52	H	Miami (FL)	62 77	110	H	North Carolina	82 70								
1	H	Notre Dame	69 83	75	H	Virginia Tech	61 52								
75	A	Virginia Tech	64 62	12	A	Duke	48 55								
7	A	Florida St.	62 77	196	A	Boston College	68 57								

Non-Div I Games:

Virginia

Average RPI Win:	163	WON-LOST	WINNING	LAST 10	STRENGTH OF	OPP. STRENGTH	TEAM	ADJ.	CONF.	ADJ CONF.
Average RPI Loss:	43	RECORD	PCT. RANK	GAMES	SCHEDULE	OF SCHEDULE	RPI	RPI	RPI	RPI
DIV. I ONLY	17- 12	123	4- 6	54	36	75	75	1	1	
DIV. I NON-CONF.	11- 2	22	0- 0	166	166	53	53	1	1	

TOTALS	RPI 1-25	RPI 26-50	W-L RECORDS	RPI 51-100	RPI 101-999	RPI 201+				
17- 12	0- 5	3- 2	OVERALL	3- 3	11- 2	5- 0				
11- 4	0- 2	1- 1	HOME	2- 1	8- 0	3- 0				
5- 6	0- 3	1- 1	AWAY	1- 1	3- 1	2- 0				
1- 2	0- 0	1- 0	NEUTRAL	0- 1	0- 1	0- 0				
11- 2	0- 0	2- 0	NON-CONFERENCE	2- 1	7- 1	5- 0				
7- 0	0- 0	1- 0	HOME	1- 0	5- 0	3- 0				
3- 0	0- 0	0- 0	AWAY	1- 0	2- 0	2- 0				
1- 2	0- 0	1- 0	NEUTRAL	0- 1	0- 1	0- 0				
6- 10	0- 5	1- 2	CONFERENCE	1- 2	4- 1	0- 0				
4- 4	0- 2	0- 1	HOME	1- 1	3- 0	0- 0				
2- 6	0- 3	1- 1	AWAY	0- 1	1- 1	0- 0				
0- 0	0- 0	0- 0	NEUTRAL	0- 0	0- 0	0- 0				

RPI 1-25				RPI 26-50				RPI 51-100				Team's RPI : 75				RPI 101+			
RPI	S	Opponent	Score	RPI	S	Opponent	Score	RPI	S	Opponent	Score	RPI	S	Opponent	Score	RPI	S	Opponent	Score
1	A	Notre Dame	59 89	29	A	Syracuse	73 64	52	A	Mi ami (FL)	46 76	108	A	Wake Forest	56 73				
5	A	Louisville	56 67	34	A	Vi rgi ni a	52 61	52	H	Mi ami (FL)	78 82	110	A	North Carol ina	90 74				
7	A	Florida St.	62 107	34	H	Vi rgi ni a	62 64	65	H	Georgi a Tech	68 62	122	N	Butler	77 79				
12	H	Duke	75 86	44	H	UCF	86 69	68	N	West Vi rgi ni a	61 79	149	H	Radford	68 42				
20	H	NC State	51 68	49	N	Drexel	79 67	97	H	Auburn	72 63	155	H	Clemson	53 45				
								98	A	Chattanooga	64 44	166	H	Pittsburgh	89 66				
												194	H	High Poi nt	86 63				
												196	H	Boston Colle ge	89 58				
												220	A	Illino is	96 49				
												276	H	UMES	90 52				
												291	A	Monmouth	84 34				
												293	H	USC Upstate	87 56				
												332	H	Wagner	99 32				

LAST 12 Di vi si on I GAMES:																			
52	A	Mi ami (FL)	46 76	29	A	Syracuse	73 64	52	H	Mi ami (FL)	78 82	65	H	Georgi a Tech	68 62	34	A	Vi rgi ni a	52 61
1	A	Notre Dame	59 89	52	H	Mi ami (FL)	78 82	12	H	Duke	75 86	7	A	Fl ori da St.	62 107				
155	H	Clemson	53 45	65	H	Georgi a Tech	68 62												
108	A	Wake Forest	56 73	34	A	Vi rgi ni a	52 61												
34	H	Vi rgi ni a	62 64	12	H	Duke	75 86												
110	A	North Carol ina	90 74	7	A	Fl ori da St.	62 107												

Non-Div I Games:

Virginia Tech

Average RPI Win: 289	WON-LOST RECORD	WINNING PCT. RANK	LAST 10 GAMES	STRENGTH OF SCHEDULE	OPP. STRENGTH OF SCHEDULE	TEAM RPI	ADJ. RPI	CONF. RPI	ADJ CONF. RPI
Average RPI Loss: 206									
DIV. I ONLY	5- 21	319	3- 7	277	309	332	332	29	29
DIV. I NON-CONF.	1- 9	318	0- 0	138	221	304	304	29	29

TOTALS	RPI 1-25	RPI 26-50	W-L RECORDS	RPI 51-100	RPI 101-999	RPI 201+			
5- 21	0- 0	0- 1	OVERALL	0- 3	5- 17	5- 12			
4- 8	0- 0	0- 1	HOME	0- 0	4- 7	4- 4			
1- 13	0- 0	0- 0	AWAY	0- 3	1- 10	1- 8			
0- 0	0- 0	0- 0	NEUTRAL	0- 0	0- 0	0- 0			
1- 9	0- 0	0- 1	NON-CONFERENCE	0- 3	1- 5	1- 2			
1- 2	0- 0	0- 1	HOME	0- 0	1- 1	1- 0			
0- 7	0- 0	0- 0	AWAY	0- 3	0- 4	0- 2			
0- 0	0- 0	0- 0	NEUTRAL	0- 0	0- 0	0- 0			
4- 12	0- 0	0- 0	CONFERENCE	0- 0	4- 12	4- 10			
3- 6	0- 0	0- 0	HOME	0- 0	3- 6	3- 4			
1- 6	0- 0	0- 0	AWAY	0- 0	1- 6	1- 6			
0- 0	0- 0	0- 0	NEUTRAL	0- 0	0- 0	0- 0			

W
a
g
n
e
rW
a
g
n
e
r

RPI 1-25	RPI 26-50	RPI 51-100	RPI 101+	Team's RPI: 332
RPI S Opponent Score	RPI S Opponent Score	RPI S Opponent Score	RPI S Opponent Score	RPI S Opponent Score
	35 Princeton 37 58	66 James Madison 45 68	112 Saint Francis (PA) 76 79	
		75 Virginia Tech 32 99	128 Robert Morris 52 58	
		79 Albany (NY) 44 89	180 Stony Brook 50 69	
			186 New Hampshire 53 65	
			195 Temple 36 70	
			230 Lafayette 52 70	
			252 St. Francis Brooklyn 76 80	
			252 St. Francis Brooklyn 50 47	
			257 Sacred Heart 49 61	
			257 Sacred Heart 55 72	
			266 Towson 42 64	
			277 LIU Brooklyn 69 74	
			277 LIU Brooklyn 52 44	
			284 Fairleigh Dickinson 61 62	
			284 Fairleigh Dickinson 64 74	
			285 Bryant 75 66	
			285 Bryant 60 70	
			290 Mt. St. Mary's 56 79	
			290 Mt. St. Mary's 69 68	
			294 Central Conn. St. 56 59	
			294 Central Conn. St. 64 66	
			343 Longwood 60 43	
LAST 12 Division I GAMES:				
290 Mt. St. Mary's 69 68	252 St. Francis Brooklyn 50 47			
285 Bryant 60 70	290 Mt. St. Mary's 56 79			
294 Central Conn. St. 64 66	112 Saint Francis (PA) 76 79			
284 Fairleigh Dickinson 61 62	128 Robert Morris 52 58			
257 Sacred Heart 49 61	252 St. Francis Brooklyn 76 80			
277 LIU Brooklyn 52 44	277 LIU Brooklyn 69 74			

Non-Div I Games: Staten Island 63 58

Wagner

Average RPI Win: 178		WON-LOST	WINNING	LAST 10	STRENGTH OF		OPP. STRENGTH	TEAM	ADJ.	CONF.	ADJ CONF.
Loss: 53		RECORD	PCT. RANK	GAMES	SCHEDULE		OF SCHEDULE	RPI	RPI	RPI	RPI
DIV. I ONLY		13- 16	205	3- 7	53		24	108	108	1	1
DIV. I NON-CONF.		8- 5	111	0- 0	216		113	135	135	1	1
TOTALS		RPI 1-25	RPI 26-50		W-L RECORDS		RPI 51-100	RPI 101-999	RPI 201+		
13- 16	0- 7	1- 4		OVERALL		2- 2	10- 3	6- 1			
6- 8	0- 4	1- 2		HOME		1- 0	4- 2	3- 0			
7- 6	0- 3	0- 1		AWAY		1- 2	6- 0	3- 0			
0- 2	0- 0	0- 1		NEUTRAL		0- 0	0- 1	0- 1			
8- 5	0- 0	1- 2		NON-CONFERENCE		0- 1	7- 2	6- 1			
5- 1	0- 0	1- 0		HOME		0- 0	4- 1	3- 0			
3- 2	0- 0	0- 1		AWAY		0- 1	3- 0	3- 0			
0- 2	0- 0	0- 1		NEUTRAL		0- 0	0- 1	0- 1			
5- 11	0- 7	0- 2		CONFERENCE		2- 1	3- 1	0- 0			
1- 7	0- 4	0- 2		HOME		1- 0	0- 1	0- 0			
4- 4	0- 3	0- 0		AWAY		1- 1	3- 0	0- 0			
0- 0	0- 0	0- 0		NEUTRAL		0- 0	0- 0	0- 0			

RPI 1-25				RPI 26-50				RPI 51-100				RPI 101+				Team's RPI: 108	
RPI	S	Opponent	Score	RPI	S	Opponent	Score	RPI	S	Opponent	Score	RPI	S	Opponent	Score		
1	H	Notre Dame	73 96	29	H	Syracuse	61 71	52	A	Miami (FL)	61 50	110	H	North Carolina	76 79		
5	A	Louisville	52 89	34	H	Virginia	41 48	65	A	Georgia Tech	67 79	124	H	Seton Hall	57 67		
7	H	Florida St.	79 81	43	A	Rutgers	51 65	75	H	Virginia Tech	73 56	153	H	Charlotte	71 69		
12	A	Duke	51 59	46	N	Minnesota	81 93	87	A	Penn St.	58 68	155	A	Clemson	61 55		
12	H	Duke	67 80	47	H	Elon	53 51					166	A	Pittsburgh	58 49		
20	A	NC State	61 74									196	A	Boston College	67 59		
20	H	NC State	68 82									202	A	Richmond	85 81		
												215	A	Xavier	62 57		
												234	H	Texas Southern	73 56		
												238	N	Hofstra	66 69		
												271	H	Appalachian St.	78 49		
												273	A	Col. of Charleston	77 40		
												276	H	UMES	92 50		
LAST 12 Division I GAMES:																	
				34	H	Virginia	41 48	196	A	Boston College	67 59						
				155	A	Clemson	61 55	5	A	Louisville	52 89						
				20	A	NC State	61 74	20	H	NC State	68 82						
				75	H	Virginia Tech	73 56	65	A	Georgia Tech	67 79						
				29	H	Syracuse	61 71	7	H	Florida St.	79 81						
				12	A	Duke	51 59	110	H	North Carolina	76 79						

Non-Div I Games:

Wake Forest

Loss, Non-Conf, S Site, H Home A Away N Neutral

Average RPI Win:	178	WON-LOST	WINNING	LAST 10	STRENGTH OF	OPP. STRENGTH	TEAM	ADJ.	CONF.	ADJ CONF.
Average RPI Loss:	72	RECORD	PCT. RANK	GAMES	SCHEDULE	OF SCHEDULE	RPI	RPI	RPI	RPI
DIV. I ONLY	7- 22	301	0- 10	26	50	200	200	5	5	
DIV. I NON-CONF.	6- 5	153	0- 0	65	102	103	103	3	3	

TOTALS	RPI 1-25	RPI 26-50	W-L RECORDS	RPI 51-100	RPI 101-999	RPI 201+				
7- 22	0- 7	1- 5	OVERALL	0- 1	6- 9	3- 1				
5- 9	0- 3	0- 3	HOME	0- 0	5- 3	3- 0				
1- 11	0- 3	0- 2	AWAY	0- 1	1- 5	0- 1				
1- 2	0- 1	1- 0	NEUTRAL	0- 0	0- 1	0- 0				
6- 5	0- 2	1- 0	NON-CONFERENCE	0- 0	5- 3	3- 0				
4- 1	0- 0	0- 0	HOME	0- 0	4- 1	3- 0				
1- 2	0- 1	0- 0	AWAY	0- 0	1- 1	0- 0				
1- 2	0- 1	1- 0	NEUTRAL	0- 0	0- 1	0- 0				
1- 17	0- 5	0- 5	CONFERENCE	0- 1	1- 6	0- 1				
1- 8	0- 3	0- 3	HOME	0- 0	1- 2	0- 0				
0- 9	0- 2	0- 2	AWAY	0- 1	0- 4	0- 1				
0- 0	0- 0	0- 0	NEUTRAL	0- 0	0- 0	0- 0				

RPI 1-25				RPI 26-50				RPI 51-100				RPI 101+ Team's RPI: 200			
RPI	S	Opponent	Score	RPI	S	Opponent	Score	RPI	S	Opponent	Score	RPI	S	Opponent	Score
6	A	Ohio St.	76 85	33	A	Oregon St.	63 75	57	A	Arizona St.	41 61	101	A	Utah	46 81
8	A	Oregon	83 94	33	H	Oregon St.	57 95					101	H	Utah	65 74
8	H	Oregon	63 76	40	A	Cal i forni a	60 69					107	A	Washington St.	75 78
10	H	UCLA	69 86	40	H	Cal i forni a	67 83					107	H	Washington St.	56 49
11	N	Texas	68 92	45	H	Southern Cal i forni a	61 72					110	N	North Carolina	78 90
15	A	Stanford	45 71	50	N	Creighton	67 64					134	H	Idaho St.	59 79
15	H	Stanford	79 86									142	H	BYU	80 72
												145	A	Boise St.	62 85
												148	A	Idaho	81 69
												150	A	Col orado	56 76
												150	H	Col orado	61 66
												222	H	Seattle U	84 76
												261	H	Grand Canyon	79 65
												275	A	Ari zona	70 72
												316	H	Portl and	93 67

LAST 12 Division I GAMES:															
				40	H	Cal i forni a	67 83	275	A	Ari zona	70 72				
				15	H	Stanford	79 86	57	A	Ari zona St.	41 61				
				101	A	Utah	46 81	45	H	Southern Cal i forni a	61 72				
				150	A	Col orado	56 76	10	H	UCLA	69 86				
				33	H	Oregon St.	57 95	107	H	Washington St.	56 49				
				8	H	Oregon	63 76	107	A	Washington St.	75 78				

Non-Div I Games:

Washington

Average RPI Win:	138	WON-LOST	WINNING	LAST 10	STRENGTH OF	OPP. STRENGTH	TEAM	ADJ.	CONF.	ADJ CONF.
Average RPI Loss:	59	RECORD	PCT. RANK	GAMES	SCHEDULE	OF SCHEDULE	RPI	RPI	RPI	RPI
DIV. I ONLY	10- 19	255	1- 9	10	56	107	107	5	5	
DIV. I NON-CONF.	7- 5	132	0- 0	7	64	29	29	3	3	

TOTALS	RPI 1-25	RPI 26-50	W-L RECORDS	RPI 51-100	RPI 101-999	RPI 201+				
10- 19	0- 5	1- 6	OVERALL	1- 4	8- 4	1- 0				
4- 8	0- 2	0- 4	HOME	0- 1	4- 1	0- 0				
4- 10	0- 2	0- 2	AWAY	1- 3	3- 3	1- 0				
2- 1	0- 1	1- 0	NEUTRAL	0- 0	1- 0	0- 0				
7- 5	0- 1	1- 1	NON-CONFERENCE	1- 3	5- 0	0- 0				
2- 2	0- 0	0- 1	HOME	0- 1	2- 0	0- 0				
3- 2	0- 0	0- 0	AWAY	1- 2	2- 0	0- 0				
2- 1	0- 1	1- 0	NEUTRAL	0- 0	1- 0	0- 0				
3- 14	0- 4	0- 5	CONFERENCE	0- 1	3- 4	1- 0				
2- 6	0- 2	0- 3	HOME	0- 0	2- 1	0- 0				
1- 8	0- 2	0- 2	AWAY	0- 1	1- 3	1- 0				
0- 0	0- 0	0- 0	NEUTRAL	0- 0	0- 0	0- 0				

RPI 1-25				RPI 26-50				RPI 51-100				RPI 101+ Team's RPI: 107			
RPI	S	Opponent	Score	RPI	S	Opponent	Score	RPI	S	Opponent	Score	RPI	S	Opponent	Score
8	A	Oregon	56 89	33	A	Oregon St.	53 71	57	A	Arizona St.	51 77	101	A	Utah	50 54
8	H	Oregon	79 90	33	H	Oregon St.	61 63	58	A	UC Davis	76 91	101	H	Utah	79 81
10	H	UCLA	71 79	39	H	Gonzaga	56 64	64	A	Nebraska	73 61	113	N	ETSU	80 76
14	N	South Fla.	45 82	40	A	Cal i forni a	60 66	74	A	Saint Mary's (CA)	75 81	125	H	Saint Louis	85 63
15	A	Stanford	57 70	40	H	Cal i forni a	54 67	89	H	Kentucky	68 73	131	A	San Franci sco	74 70
				43	N	Rutgers	63 60					134	H	Idaho St.	72 55
				45	H	Southern Cal i forni a	72 73					145	A	Boise St.	61 53

LAST 12 Division I GAMES:															
				40	H	Cal i forni a	54 67	275	A	Ari zona	78 60				
				150	A	Col orado	69 72	10	H	UCLA	71 79				
				101	A	Utah	50 54	45	H	Southern Cal i forni a	72 73				
				8	H	Oregon	79 90	200	A	Washi ngton	49 56				
				33	H	Oregon St.	61 63	200	H	Washi ngton	78 75				
				57	A	Ari zona St.	51 77	40	A	Cal i forni a	60 66				

Non-Div I Games:

Washington St.

Average RPI Win:	242	WON-LOST	WINNING	LAST 10	STRENGTH OF	OPP. STRENGTH	TEAM	ADJ.	CONF.	ADJ CONF.
Average RPI Loss:	129	RECORD	PCT. RANK	GAMES	SCHEDULE	OF SCHEDULE	RPI	RPI	RPI	RPI
DIV. I ONLY	16- 9	97	5- 5	312	143	154	154	19	19	
DIV. I NON-CONF.	6- 3	87	0- 0	320	162	181	181	14	14	

TOTALS	RPI 1-25	RPI 26-50	W-L RECORDS	RPI 51-100	RPI 101-999	RPI 201+				
16- 9	0- 1	1- 1	OVERALL	0- 0	15- 7	11- 1				
10- 2	0- 0	1- 0	HOME	0- 0	9- 2	7- 0				
6- 7	0- 1	0- 1	AWAY	0- 0	6- 5	4- 1				
0- 0	0- 0	0- 0	NEUTRAL	0- 0	0- 0	0- 0				
6- 3	0- 1	0- 0	NON-CONFERENCE	0- 0	6- 2	6- 0				
4- 1	0- 0	0- 0	HOME	0- 0	4- 1	4- 0				
2- 2	0- 1	0- 0	AWAY	0- 0	2- 1	2- 0				
0- 0	0- 0	0- 0	NEUTRAL	0- 0	0- 0	0- 0				
10- 6	0- 0	1- 1	CONFERENCE	0- 0	9- 5	5- 1				
6- 1	0- 0	1- 0	HOME	0- 0	5- 1	3- 0				
4- 5	0- 0	0- 1	AWAY	0- 0	4- 4	2- 1				
0- 0	0- 0	0- 0	NEUTRAL	0- 0	0- 0	0- 0				

RPI 1-25				RPI 26-50				RPI 51-100				RPI 101+				Team's RPI: 154
RPI	S	Opponent	Score	RPI	S	Opponent	Score	RPI	S	Opponent	Score	RPI	S	Opponent	Score	
8	A	Oregon	87 114	37	A	Northern Colo.	69 71					101	H	Utah	58 85	
				37	H	Northern Colo.	82 73					130	A	Fresno St.	78 81	
												134	A	Idaho St.	76 70	
												134	H	Idaho St.	84 73	
												137	A	Portland St.	64 77	
												137	H	Portland St.	60 62	
												144	A	Eastern Wash.	68 77	
												148	A	Idaho	105 88	
												161	A	North Dakota	67 80	
												161	H	North Dakota	80 69	
												214	A	CSUN	64 61	
												244	H	Pepperdine	71 61	
												289	A	Sacramento St.	78 56	
												289	H	Sacramento St.	86 73	
												302	A	Northern Ariz.	75 76	
												302	H	Northern Ariz.	77 63	
												305	H	Incarnate Word	79 55	
												309	H	Air Force	62 52	
												316	A	Portland	91 70	
												324	H	Utah Valley	75 57	
												330	A	Southern Utah	77 64	
												330	H	Southern Utah	65 50	
LAST 12 Division I GAMES:																
148	A	Idaho	105 88	302	H	Northern Ariz.	77 63									
144	A	Eastern Wash.	68 77	330	H	Southern Utah	65 50									
289	H	Sacramento St.	86 73	134	H	Idaho St.	84 73									
137	H	Portland St.	60 62	137	A	Portland St.	64 77									
37	A	Northern Colo.	69 71	289	A	Sacramento St.	78 56									
161	A	North Dakota	67 80	161	H	North Dakota	80 69									

Non-Div I Games: Westminster (UT) 64 58 Antelope Valley 80 70

Weber St.

Average RPI Win:	169	WON-LOST	WINNING	LAST 10	STRENGTH OF	OPP. STRENGTH	TEAM	ADJ.	CONF.	ADJ CONF.
Average RPI Loss:	36	RECORD	PCT. RANK	GAMES	SCHEDULE	OF SCHEDULE	RPI	RPI	RPI	RPI
DIV. I ONLY	20- 10	79	4- 6	73	52	68	68	4	4	
DIV. I NON-CONF.	12- 0	1	0- 0	176	179	20	20	5	5	

TOTALS	RPI 1-25	RPI 26-50	W-L RECORDS	RPI 51-100	RPI 101-999	RPI 201+				
20- 10	1- 4	1- 4	OVERALL	3- 2	15- 0	7- 0				
10- 6	0- 2	0- 2	HOME	0- 2	10- 0	6- 0				
6- 4	1- 2	0- 2	AWAY	2- 0	3- 0	1- 0				
4- 0	0- 0	1- 0	NEUTRAL	1- 0	2- 0	0- 0				
12- 0	1- 0	1- 0	NON-CONFERENCE	1- 0	9- 0	5- 0				
7- 0	0- 0	0- 0	HOME	0- 0	7- 0	5- 0				
1- 0	1- 0	0- 0	AWAY	0- 0	0- 0	0- 0				
4- 0	0- 0	1- 0	NEUTRAL	1- 0	2- 0	0- 0				
8- 10	0- 4	0- 4	CONFERENCE	2- 2	6- 0	2- 0				
3- 6	0- 2	0- 2	HOME	0- 2	3- 0	1- 0				
5- 4	0- 2	0- 2	AWAY	2- 0	3- 0	1- 0				
0- 0	0- 0	0- 0	NEUTRAL	0- 0	0- 0	0- 0				

RPI 1-25				RPI 26-50				RPI 51-100				Team's RPI : 68				RPI 101+			
RPI	S	Opponent	Score	RPI	S	Opponent	Score	RPI	S	Opponent	Score	RPI	S	Opponent	Score	RPI	S	Opponent	Score
4	A	Bayl or	54 80	30	A	Okl ahoma	57 76	75	N	Vi rgi ni a Tech	79 61	116	A	Iowa St.	69 59				
4	H	Bayl or	72 83	30	H	Okl ahoma	77 79	78	A	TCU	87 82	116	H	Iowa St.	57 49				
11	A	Texas	58 79	48	A	Okl ahoma St.	73 79	78	H	TCU	74 76	122	N	Butl er	75 68				
11	H	Texas	55 73	48	H	Okl ahoma St.	69 79	91	A	Kansas St.	75 66	149	N	Radford	75 55				
18	A	Texas A&M	70 56	49	N	Drexel	75 42	91	H	Kansas St.	52 60	156	A	Kansas	74 54				

Average RPI Win: 224			WON-LOST	WINNING	LAST 10	STRENGTH OF		OPP. STRENGTH	TEAM	ADJ.	CONF.	ADJ CONF.
Average RPI Loss: 175			RECORD	PCT. RANK	GAMES	SCHEDULE		OF SCHEDULE	RPI	RPI	RPI	RPI
DIV. I ONLY			3- 24	334	1- 8	136		267	317	317	17	17
DIV. I NON-CONF.			2- 11	305	0- 0	141		345	308	308	17	17

TOTALS		RPI 1-25		RPI 26-50		W-L RECORDS		RPI 51-100		RPI 101-999		RPI 201+
3- 24		0- 1		0- 1		OVERALL		0- 4		3- 18		2- 8
2- 10		0- 0		0- 0		HOME		0- 2		2- 8		1- 4
1- 14		0- 1		0- 1		AWAY		0- 2		1- 10		1- 4
0- 0		0- 0		0- 0		NEUTRAL		0- 0		0- 0		0- 0
2- 11		0- 1		0- 1		NON-CONFERENCE		0- 0		2- 9		1- 5
2- 3		0- 0		0- 0		HOME		0- 0		2- 3		1- 2
0- 8		0- 1		0- 1		AWAY		0- 0		0- 6		0- 3
0- 0		0- 0		0- 0		NEUTRAL		0- 0		0- 0		0- 0
1- 13		0- 0		0- 0		CONFERENCE		0- 4		1- 9		1- 3
0- 7		0- 0		0- 0		HOME		0- 2		0- 5		0- 2
1- 6		0- 0		0- 0		AWAY		0- 2		1- 4		1- 1
0- 0		0- 0		0- 0		NEUTRAL		0- 0		0- 0		0- 0

RPI 1-25				RPI 26-50				RPI 51-100				RPI 101+ Team's RPI: 317			
RPI	S	Opponent	Score	RPI	S	Opponent	Score	RPI	S	Opponent	Score	RPI	S	Opponent	Score
17	A	South Carolina	43 101	28	A	Georgia	50 76	53	A	Mercer	50 72	113	A	ETSU	50 66
								53	H	Mercer	46 53	113	H	ETSU	46 76
								98	A	Chattanooga	32 47	149	H	Radford	39 27
								98	H	Chattanooga	41 58	171	A	Samford	54 62
												171	H	Samford	32 50
												173	A	N. C. A&T	59 68
												175	A	Furman	46 66
												175	H	Furman	59 68
												177	A	UT Martin	54 62
												178	H	Davidson	57 70
												194	A	High Point	69 75
												218	A	Gardner-Webb	67 70
												225	H	UNC Asheville	62 52
												226	A	UNCG	54 57
												226	H	UNCG	67 88
												269	A	Campbell	51 58
												298	A	Wofford	68 62
												298	H	Wofford	48 54
												312	H	Eastern Ky.	59 62
												322	A	South Carolina St.	45 75
												344	H	Florida A&M	63 80
LAST 12 Division I GAMES:															
226	A	UNCG	54 57	98	H	Chattanooga	41 58								
171	H	Samford	32 50	226	H	UNCG	67 88								
53	H	Mercer	46 53	53	A	Mercer	50 72								
175	A	Furman	46 66	171	A	Samford	54 62								
298	A	Wofford	68 62	298	H	Wofford	48 54								
113	H	ETSU	46 76	175	H	Furman	59 68								

Non-Div I Games: Warren Wilson 114 54 Brevard 79 34

Western Caro.

Average RPI Win:	234	WON-LOST	WINNING	LAST 10	STRENGTH OF	OPP. STRENGTH	TEAM	ADJ.	CONF.	ADJ CONF.
Average RPI Loss:	90	RECORD	PCT. RANK	GAMES	SCHEDULE	OF SCHEDULE	RPI	RPI	RPI	RPI
DIV. I ONLY	18- 8	67	6- 3	228	173	99	99	13	13	
DIV. I NON-CONF.	8- 4	87	0- 0	284	186	128	128	16	16	

TOTALS	RPI 1-25	RPI 26-50	W-L RECORDS	RPI 51-100	RPI 101-999	RPI 201+				
18- 8	1- 0	0- 3	OVERALL	0- 2	17- 3	12- 1				
8- 3	0- 0	0- 1	HOME	0- 1	8- 1	6- 0				
10- 5	1- 0	0- 2	AWAY	0- 1	9- 2	6- 1				
0- 0	0- 0	0- 0	NEUTRAL	0- 0	0- 0	0- 0				
8- 4	1- 0	0- 1	NON-CONFERENCE	0- 0	7- 3	6- 1				
3- 1	0- 0	0- 0	HOME	0- 0	3- 1	3- 0				
5- 3	1- 0	0- 1	AWAY	0- 0	4- 2	3- 1				
0- 0	0- 0	0- 0	NEUTRAL	0- 0	0- 0	0- 0				
10- 4	0- 0	0- 2	CONFERENCE	0- 2	10- 0	6- 0				
5- 2	0- 0	0- 1	HOME	0- 1	5- 0	3- 0				
5- 2	0- 0	0- 1	AWAY	0- 1	5- 0	3- 0				
0- 0	0- 0	0- 0	NEUTRAL	0- 0	0- 0	0- 0				

RPI 1-25				RPI 26-50				RPI 51-100				RPI 101+			
RPI	S	Opponent	Score	RPI	S	Opponent	Score	RPI	S	Opponent	Score	RPI	S	Opponent	Score
15	A	Stanford	71 64	32	A	South Dakota St.	48 84	59	A	South Dakota	81 92	119	H	Milwaukee	67 77
				32	H	South Dakota St.	42 70	59	H	South Dakota	58 82	121	A	Northern Ill.	94 96
				39	A	Gonzaga	65 80					132	A	Wichita St.	78 65
												172	A	Denver	77 61
												172	H	Denver	118 93
												182	A	Oral Roberts	85 63
												182	H	Oral Roberts	56 49
												219	H	Southeast Mo. St.	87 59
												220	A	Illinois	77 67
												239	A	Omaha	90 51
												239	H	Omaha	103 68
												242	A	Austin Peay	81 68
												260	A	Bradley	80 87
												281	H	UMKC	90 71
												286	A	North Dakota St.	77 60
												286	H	North Dakota St.	97 72
												327	A	Fort Wayne	100 64
												327	H	Fort Wayne	91 44
												345	A	Chicago St.	83 45
												345	H	Chicago St.	71 54

LAST 12 Division I GAMES:															
172	A	Denver	77 61	286	H	North Dakota St.	97 72	172	H	Denver	118 93	32	A	South Dakota St.	48 84
286	A	North Dakota St.	77 60	32	H	South Dakota St.	42 70	327	H	Fort Wayne	91 44	239	A	Omaha	90 51
32	H	South Dakota St.	42 70	327	H	Fort Wayne	91 44	239	A	Omaha	90 51	182	A	Oral Roberts	85 63
239	H	Omaha	103 68	182	A	Oral Roberts	85 63	182	H	Oral Roberts	56 49	59	A	South Dakota	81 92
182	A	Oral Roberts	85 63	59	A	South Dakota	81 92								

Non-Div I Games: Illinois Col. 122 40 William Woods 96 57 Eureka 98 46

Western III.

Average RPI Win:	205	WON-LOST	WINNING	LAST 10	STRENGTH OF	OPP. STRENGTH	TEAM	ADJ.	CONF.	ADJ CONF.
Average RPI Loss:	49	RECORD	PCT. RANK	GAMES	SCHEDULE	OF SCHEDULE	RPI	RPI	RPI	RPI
DIV. I ONLY	20- 6	42	9- 1	98	134	41	41	18	18	
DIV. I NON-CONF.	8- 4	87	0- 0	57	38	41	41	20	20	

TOTALS	RPI 1-25	RPI 26-50	W-L RECORDS	RPI 51-100	RPI 101-999	RPI 201+				
20- 6	1- 2	0- 1	OVERALL	2- 2	17- 1	11- 0				
10- 1	0- 1	0- 0	HOME	0- 0	10- 0	8- 0				
6- 5	0- 1	0- 1	AWAY	0- 2	6- 1	3- 0				
4- 0	1- 0	0- 0	NEUTRAL	2- 0	1- 0	0- 0				
8- 4	1- 2	0- 1	NON-CONFERENCE	2- 1	5- 0	3- 0				
2- 1	0- 1	0- 0	HOME	0- 0	2- 0	2- 0				
2- 3	0- 1	0- 1	AWAY	0- 1	2- 0	1- 0				
4- 0	1- 0	0- 0	NEUTRAL	2- 0	1- 0	0- 0				
12- 2	0- 0	0- 0	CONFERENCE	0- 1	12- 1	8- 0				
8- 0	0- 0	0- 0	HOME	0- 0	8- 0	6- 0				
4- 2	0- 0	0- 0	AWAY	0- 1	4- 1	2- 0				
0- 0	0- 0	0- 0	NEUTRAL	0- 0	0- 0	0- 0				

Western Ky.

Western Ky.

RPI 1-25				RPI 26-50				Team's RPI: 41				RPI 51-100				RPI 101+			
RPI	S	Opponent	Score	RPI	S	Opponent	Score	RPI	S	Opponent	Score	RPI	S	Opponent	Score	RPI	S	Opponent	Score
1	H	Notre Dame	65 78	36	A	Bal I St.	81 93	53	N	Mercer	67 62	102	A	Rice	58 73				
16	A	Iowa	97 104					54	A	Indiana	71 73	105	A	Middle Tenn.	76 60				
19	N	Missouri	79 76					63	N	Tol edo	70 56	105	H	Middle Tenn.	57 43				
								83	A	UAB	61 79	140	A	Loui si ana Tech	74 64				
												153	H	Char lotte	83 61				
												158	A	Southern Ill.	75 49				
												185	N	Stetson	66 58				
												206	H	Southern Miss.	81 60				
												223	A	North Texas	79 65				
												228	H	Fla. Atlantic	82 63				
												269	H	UTSA	73 38				
												278	H	Old Domini on	62 48				
												301	A	Marshall I	86 66				
												301	H	Marshall I	77 50				
												308	A	Georgia St.	74 63				
												310	H	FIU	101 47				
												339	H	Mi ssi ssi ppi Val .	87 48				
												349	H	Evansville	92 54				
LAST 12 Division I GAMES:																			
153	H	Charlotte	83 61	140	A	Loui si ana Tech	74 64												
301	H	Marshall I	77 50	223	A	North Texas	79 65												
105	A	Middle Tenn.	76 60	301	A	Marshall I	86 66												
102	A	Rice	58 73	269	H	UTSA	73 38												
278	H	Old Domini on	62 48	83	A	UAB	61 79												
228	H	Fla. Atlantic	82 63	310	H	FIU	101 47												

Non-Div I Games: Lee

88 64

Western Ky.

Average RPI Win: 197

Average RPI Loss: 60

WON-LOST
RECORDWINNING
PCT. RANKLAST 10
GAMESSTRENGTH OF
SCHEDULEOPP. STRENGTH
OF SCHEDULETEAM
RPIADJ.
RPICONF.
RPIADJ CONF.
RPIDIV. I ONLY
DIV. I NON-CONF.11- 14
4- 5214
2024- 6
0- 067
12777
59117
120117
1207
87
8

TOTALS

RPI 1-25

RPI 26-50

W-L RECORDS

RPI 51-100

RPI 101-999

RPI 201+

11- 14

0- 2

0- 5

OVERALL

1- 6

10- 1

7- 1

5- 4

0- 0

0- 2

HOME

1- 2

4- 0

3- 0

5- 8

0- 2

0- 2

AWAY

0- 3

5- 1

4- 1

1- 2

0- 0

0- 1

NEUTRAL

0- 1

1- 0

0- 0

4- 5

0- 1

0- 1

NON-CONFERENCE

0- 3

4- 0

3- 0

1- 0

0- 0

0- 0

HOME

0- 0

1- 0

1- 0

2- 3

0- 1

0- 0

AWAY

0- 2

2- 0

2- 0

1- 2

0- 0

0- 1

NEUTRAL

0- 1

1- 0

0- 0

7- 9

0- 1

0- 4

CONFERENCE

1- 3

6- 1

4- 1

4- 4

0- 0

0- 2

HOME

1- 2

3- 0

2- 0

3- 5

0- 1

0- 2

AWAY

0- 1

3- 1

2- 1

0- 0

0- 0

0- 0

NEUTRAL

0- 0

0- 0

0- 0

RPI 1-25

RPI 26-50

RPI 51-100

RPI 101+

Team's RPI: 117

RPI	S	Opponent	Score
13	A	Buffalo	49 71
16	A	Iowa	56 79

RPI	S	Opponent	Score
27	A	Central Mich.	70 74
27	H	Central Mich.	62 78
36	A	Ball St.	58 85
36	H	Ball St.	71 81
43	N	Rutgers	64 75

RPI	S	Opponent	Score
61	A	Michigan St.	62 65
63	A	Toledo	68 69
63	H	Toledo	73 78
70	N	St. John's (NY)	48 76
82	H	Ohio	54 69
84	H	Miami (OH)	81 70
94	A	New Mexico	76 88

RPI	S	Opponent	Score
113	N	ETSU	87 79
121	H	Northern Ill.	88 83
162	A	Kent St.	66 61
207	A	Bowling Green	81 67
207	H	Bowling Green	67 58
211	A	Eastern Mich.	67 69
216	A	Akron	59 51
216	H	Akron	76 60
221	A	New Mexico St.	64 55
303	A	Loyola Chicago	65 47
319	H	Detroit Mercy	74 62

LAST 12 Division I GAMES:

27	H	Central Mich.	62	78	63	H	Toledo	73	78
36	A	Ball St.	58	85	27	A	Central Mich.	70	74
63	A	Toledo	68	69	216	A	Akron	59	51
36	H	Ball St.	71	81	84	H	Miami (OH)	81	70
207	A	Bowling Green	81	67	211	A	Eastern Mich.	67	69
216	H	Akron	76	60	82	H	Ohio	54	69

Non-Div I Games:

Goshen

87 36

Kentucky St.

85 50

Olivet

86 37

Western Mich.

Loss, Non-Conf, S Site, H Home A Away N Neutral

Average RPI Win:	190	WON-LOST	WINNING	LAST 10	STRENGTH OF	OPP. STRENGTH	TEAM	ADJ.	CONF.	ADJ CONF.
Average RPI Loss:	89	RECORD	PCT. RANK	GAMES	SCHEDULE	OF SCHEDULE	RPI	RPI	RPI	RPI
DIV. I ONLY	14- 16	196	6- 4	90	85	132	132	8	8	
DIV. I NON-CONF.	5- 9	238	0- 0	81	104	195	195	7	7	

TOTALS	RPI 1-25	RPI 26-50	W-L RECORDS	RPI 51-100	RPI 101-999	RPI 201+				
14- 16	1- 2	0- 4	OVERALL	1- 6	12- 4	6- 3				
9- 5	1- 0	0- 0	HOME	1- 3	7- 2	4- 1				
4- 10	0- 2	0- 4	AWAY	0- 3	4- 1	2- 1				
1- 1	0- 0	0- 0	NEUTRAL	0- 0	1- 1	0- 1				
5- 9	0- 1	0- 3	NON-CONFERENCE	1- 4	4- 1	3- 1				
4- 2	0- 0	0- 0	HOME	1- 2	3- 0	3- 0				
0- 6	0- 1	0- 3	AWAY	0- 2	0- 0	0- 0				
1- 1	0- 0	0- 0	NEUTRAL	0- 0	1- 1	0- 1				
9- 7	1- 1	0- 1	CONFERENCE	0- 2	8- 3	3- 2				
5- 3	1- 0	0- 0	HOME	0- 1	4- 2	1- 1				
4- 4	0- 1	0- 1	AWAY	0- 1	4- 1	2- 1				
0- 0	0- 0	0- 0	NEUTRAL	0- 0	0- 0	0- 0				

RPI 1-25				RPI 26-50				RPI 51-100				RPI 101+ Team's RPI: 132			
RPI	S	Opponent	Score	RPI	S	Opponent	Score	RPI	S	Opponent	Score	RPI	S	Opponent	Score
2	A	UConn	43 124	32	A	South Dakota St.	64 96	59	H	South Dakota	48 62	118	H	Cincinnati	69 75
9	A	Tennessee	56 68	44	A	UCF	53 59	71	A	Houston	55 73	129	A	Tulane	64 56
14	H	South Fla.	64 56	48	A	Oklahoma St.	67 91	71	H	Houston	62 73	129	H	Tulane	81 70
				50	A	Creighton	61 66	90	A	Missouri St.	71 94	180	N	UC Irvine	76 53
								90	H	Missouri St.	72 58	189	A	Memphis	77 64
								94	A	New Mexico	62 76	189	H	Memphis	69 61
								99	H	Western Ill.	65 78	195	H	Temple	88 81
												203	A	East Carolina	67 77
												208	A	SMU	52 45
												208	H	SMU	66 43
												209	A	Tulsa	70 59
												209	H	Tulsa	62 67
												220	N	Illinois	67 68
												281	H	UMKC	72 63
												296	H	Alcorn	87 46
												345	H	Chicago St.	66 63

LAST 12 Division I GAMES:															
209	A	Tulsa	70 59	71	H	Houston	62 73								
129	H	Tulane	81 70	203	A	East Carolina	67 77								
208	A	SMU	52 45	189	A	Memphis	77 64								
195	H	Temple	88 81	14	H	South Fla.	64 56								
2	A	UConn	43 124	208	H	SMU	66 43								
118	H	Cincinnati	69 75	129	A	Tulane	64 56								

Non-Div I Games:

Wichita St.

Average RPI Win:	220	WON-LOST	WINNING	LAST 10	STRENGTH OF	OPP. STRENGTH	TEAM	ADJ.	CONF.	ADJ CONF.
Average RPI Loss:	141	RECORD	PCT. RANK	GAMES	SCHEDULE	OF SCHEDULE	RPI	RPI	RPI	RPI
DIV. I ONLY	16- 11	120	4- 6	215	181	159	159	10	10	
DIV. I NON-CONF.	9- 2	33	0- 0	248	258	80	80	12	12	

TOTALS	RPI 1-25	RPI 26-50	W-L RECORDS	RPI 51-100	RPI 101-999	RPI 201+				
16- 11	0- 0	1- 2	OVERALL	0- 2	15- 7	12- 3				
9- 6	0- 0	1- 1	HOME	0- 1	8- 4	6- 2				
7- 5	0- 0	0- 1	AWAY	0- 1	7- 3	6- 1				
0- 0	0- 0	0- 0	NEUTRAL	0- 0	0- 0	0- 0				
9- 2	0- 0	0- 0	NON-CONFERENCE	0- 1	9- 1	7- 0				
5- 1	0- 0	0- 0	HOME	0- 0	5- 1	4- 0				
4- 1	0- 0	0- 0	AWAY	0- 1	4- 0	3- 0				
0- 0	0- 0	0- 0	NEUTRAL	0- 0	0- 0	0- 0				
7- 9	0- 0	1- 2	CONFERENCE	0- 1	6- 6	5- 3				
4- 5	0- 0	1- 1	HOME	0- 1	3- 3	2- 2				
3- 4	0- 0	0- 1	AWAY	0- 0	3- 3	3- 1				
0- 0	0- 0	0- 0	NEUTRAL	0- 0	0- 0	0- 0				

RPI	S	Opponent	Score	RPI	S	Opponent	Score	RPI	S	Opponent	Score	RPI	S	Opponent	Score
47	H	Elon	81 75	66	H	James Madison	41 86	112	A	Saint Francis (PA)	92 86	114	A	Delaware	59 68
49	A	Drexel	34 54	70	A	St. John's (NY)	81 92	114	H	Delaware	52 61	135	A	Northeastern	46 64
49	H	Drexel	58 65					135	H	Northeastern	71 53	178	H	Davison	73 55
								197	H	Norfolk St.	74 80	202	A	Richmond	78 64
								203	A	East Carolina	71 65	235	H	Loyola Maryland	70 49
								238	A	Hofstra	54 65	238	H	Hofstra	63 53
								256	A	UNCW	66 53	256	H	UNCW	49 64
								265	A	Howard	83 71	266	A	Towson	75 63
								266	H	Towson	66 67	267	H	Fairfield	57 47
								273	A	Col. of Charleston	68 54	273	H	Col. of Charleston	79 66
								278	H	Old Dominion	75 58	293	H	USC Upstate	83 63
LAST 12 Division I GAMES:															
114	H	Delaware	52 61	66	H	James Madison	41 86	238	H	Hofstra	63 53	273	H	Col. of Charleston	79 66
49	A	Drexel	34 54	238	H	Hofstra	63 53	135	A	Northeastern	46 64	54	A	Hofstra	54 65
256	H	UNCW	49 64	273	H	Col. of Charleston	79 66	47	H	Elon	81 75				
135	H	Northeastern	71 53	135	A	Northeastern	46 64								
114	A	Delaware	59 68	238	A	Hofstra	54 65								
266	A	Towson	75 63	47	H	Elon	81 75								

Non-Div I Games:

William & Mary

Average RPI Win:	343	WON-LOST	WINNING	LAST 10	STRENGTH OF	OPP. STRENGTH	TEAM	ADJ.	CONF.	ADJ CONF.
Average RPI Loss:	194	RECORD	PCT. RANK	GAMES	SCHEDULE	OF SCHEDULE	RPI	RPI	RPI	RPI
DIV. I ONLY	1- 25	348	1- 9	184	317	340	340	26	26	
DIV. I NON-CONF.	0- 10	337	0- 0	186	234	335	335	28	28	

TOTALS	RPI 1-25	RPI 26-50	W-L RECORDS	RPI 51-100	RPI 101-999	RPI 201+				
1- 25	0- 1	0- 1	OVERALL	0- 4	1- 19	1- 14				
1- 11	0- 0	0- 0	HOME	0- 2	1- 9	1- 6				
0- 14	0- 1	0- 1	AWAY	0- 2	0- 10	0- 8				
0- 0	0- 0	0- 0	NEUTRAL	0- 0	0- 0	0- 0				
0- 10	0- 1	0- 1	NON-CONFERENCE	0- 2	0- 6	0- 5				
0- 4	0- 0	0- 0	HOME	0- 1	0- 3	0- 2				
0- 6	0- 1	0- 1	AWAY	0- 1	0- 3	0- 3				
0- 0	0- 0	0- 0	NEUTRAL	0- 0	0- 0	0- 0				
1- 15	0- 0	0- 0	CONFERENCE	0- 2	1- 13	1- 9				
1- 7	0- 0	0- 0	HOME	0- 1	1- 6	1- 4				
0- 8	0- 0	0- 0	AWAY	0- 1	0- 7	0- 5				
0- 0	0- 0	0- 0	NEUTRAL	0- 0	0- 0	0- 0				

RPI 1-25				RPI 26-50				RPI 51-100				RPI 101+ Team's RPI: 340			
RPI	S	Opponent	Score	RPI	S	Opponent	Score	RPI	S	Opponent	Score	RPI	S	Opponent	Score
12	A	Duke	30 101	47	A	Elon	37 98	53	A	Mercer	45 93	113	H	ETSU	63 74
								72	H	Duquesne	54 81	149	A	Radford	52 78
								85	A	Liberty	37 63	149	H	Radford	30 70
								85	H	Liberty	53 73	194	A	High Point	40 77
												194	H	High Point	58 79
												216	A	Akron	43 69
												218	A	Gardner-Webb	55 68
												218	H	Gardner-Webb	59 66
												225	A	UNC Asheville	51 63
												225	H	UNC Asheville	48 70
												251	A	Presbyterian	45 78
												251	H	Presbyterian	58 64
												269	A	Campbell	45 57
												269	H	Campbell	48 72
												298	H	Wofford	68 73
												301	A	Marshall	40 70
												311	A	Charleston So.	45 81
												313	A	Tennessee Tech	41 70
												322	H	South Carolina St.	37 65
												343	H	Longwood	69 60
LAST 12 Division I GAMES:															
269	A	Campbell	45 57	225	A	UNC Asheville	51 63								
85	H	Liberty	53 73	343	H	Longwood	69 60								
149	H	Radford	30 70	218	H	Gardner-Webb	59 66								
194	A	High Point	40 77	251	A	Presbyterian	45 78								
218	A	Gardner-Webb	55 68	225	H	UNC Asheville	48 70								
251	H	Presbyterian	58 64	311	A	Charleston So.	45 81								

Non-Div I Games: N. C. Wesleyan 94 50

Winthrop

W
i
s
c
o
n
s
i
n

Wisconsin				Through Games Of Feb. 26, 2018							
Average RPI	Win:	212	WON-LOST	WINNING	LAST 10	STRENGTH OF	OPP. STRENGTH	TEAM	ADJ.	CONF.	ADJ CONF.
Average RPI	Loss:	57	RECORD	PCT. RANK	GAMES	SCHEDULE	OF SCHEDULE	RPI	RPI	RPI	RPI
DIV. I ONLY			9- 20	272	2- 8	64	47	191	191	3	3
DIV. I NON-CONF.			7- 6	165	0- 0	185	68	163	163	4	4

TOTALS	RPI 1-25			RPI 26-50		W-L RECORDS		RPI 51-100		RPI 101-999	RPI 201+
9- 20	0- 6			0- 5		OVERALL		0- 6		9- 3	4- 0
6- 9	0- 4			0- 3		HOME		0- 1		6- 1	3- 0
2- 10	0- 2			0- 1		AWAY		0- 5		2- 2	1- 0
1- 1	0- 0			0- 1		NEUTRAL		0- 0		1- 0	0- 0
7- 6	0- 2			0- 1		NON-CONFERENCE		0- 1		7- 2	3- 0
5- 2	0- 1			0- 0		HOME		0- 0		5- 1	3- 0
1- 3	0- 1			0- 0		AWAY		0- 1		1- 1	0- 0
1- 1	0- 0			0- 1		NEUTRAL		0- 0		1- 0	0- 0
2- 14	0- 4			0- 4		CONFERENCE		0- 5		2- 1	1- 0
1- 7	0- 3			0- 3		HOME		0- 1		1- 0	0- 0
1- 7	0- 1			0- 1		AWAY		0- 4		1- 1	1- 0
0- 0	0- 0			0- 0		NEUTRAL		0- 0		0- 0	0- 0

RPI 1-25				RPI 26-50				RPI 51-100				RPI 101+ Team's RPI: 191			
RPI	S	Opponent	Score	RPI	S	Opponent	Score	RPI	S	Opponent	Score	RPI	S	Opponent	Score
6	H	Ohio St.	55 68	29	N	Syracuse	74 77	54	A	Indiana	55 69	119	H	Milwaukee	64 67
16	A	Iowa	61 88	38	H	Michigan	57 80	56	A	Purdue	35 57	122	A	Butler	62 69
16	H	Iowa	46 56	43	H	Rutgers	50 63	61	A	Michigan St.	61 69	136	N	Vanderbilt	73 71
21	H	Maryland	44 71	46	A	Minnesota	65 90	64	A	Nebraska	48 51	153	H	Charlotte	80 66
22	H	Green Bay	34 67	46	H	Minnesota	61 71	87	H	Penn St.	62 69	166	A	Pittsburgh	58 57
24	A	Marquette	65 88					96	A	George Washington	46 61	170	A	Northwestern	60 69

Average RPI Win: 257	WON-LOST RECORD	WINNING PCT. RANK	LAST 10 GAMES	STRENGTH OF SCHEDULE	OPP. STRENGTH OF SCHEDULE	TEAM RPI	ADJ. RPI	CONF. RPI	ADJ CONF. RPI
Average RPI Loss: 169									
DIV. I ONLY	7- 19	288	1- 9	253	199	298	298	17	17
DIV. I NON-CONF.	4- 8	239	0- 0	303	295	303	303	17	17

TOTALS	RPI 1-25	RPI 26-50	W-L RECORDS	RPI 51-100	RPI 101-999	RPI 201+			
7- 19	0- 1	0- 1	OVERALL	0- 4	7- 13	5- 9			
5- 8	0- 0	0- 0	HOME	0- 2	5- 6	3- 5			
2- 11	0- 1	0- 1	AWAY	0- 2	2- 7	2- 4			
0- 0	0- 0	0- 0	NEUTRAL	0- 0	0- 0	0- 0			
4- 8	0- 1	0- 1	NON-CONFERENCE	0- 0	4- 6	4- 6			
3- 3	0- 0	0- 0	HOME	0- 0	3- 3	3- 3			
1- 5	0- 1	0- 1	AWAY	0- 0	1- 3	1- 3			
0- 0	0- 0	0- 0	NEUTRAL	0- 0	0- 0	0- 0			
3- 11	0- 0	0- 0	CONFERENCE	0- 4	3- 7	1- 3			
2- 5	0- 0	0- 0	HOME	0- 2	2- 3	0- 2			
1- 6	0- 0	0- 0	AWAY	0- 2	1- 4	1- 1			
0- 0	0- 0	0- 0	NEUTRAL	0- 0	0- 0	0- 0			

RPI 1-25				RPI 26-50				RPI 51-100				RPI 101+ Team's RPI: 298			
RPI	S	Opponent	Score	RPI	S	Opponent	Score	RPI	S	Opponent	Score	RPI	S	Opponent	Score
17	A	South Carolina	60 94	28	A	Georgia	56 95	53	A	Mercer	39 80	113	A	ETSU	53 82
								53	H	Mercer	46 71	113	H	ETSU	58 61
								98	A	Chattanooga	46 76	171	A	Samford	77 81
								98	H	Chattanooga	47 54	171	H	Samford	58 46
												175	A	Furman	57 63
												175	H	Furman	79 48
												218	A	Gardner-Webb	55 73
												225	H	UNC Asheville	70 68
												226	A	UNCG	51 66
												226	H	UNCG	75 81
												233	A	Coastal Caro.	51 67
												239	H	Omaha	60 64
												250	H	North Florida	69 57
												256	H	UNCW	60 65
												273	A	Col. of Charleston	51 59
												311	H	Charleston So.	45 68
												317	A	Western Caro.	54 48
												317	H	Western Caro.	62 68
												321	H	N. C. Central	77 56
												340	A	Winthrop	73 68
LAST 12 Division I GAMES:															
175	A	Furman	57 63	171	A	Samford	77 81								
98	A	Chattanooga	46 76	175	H	Furman	79 48								
113	A	ETSU	53 82	113	H	ETSU	58 61								
226	H	UNCG	75 81	98	H	Chattanooga	47 54								
317	H	Western Caro.	62 68	317	A	Western Caro.	54 48								
53	A	Mercer	39 80	226	A	UNCG	51 66								

Non-Div I Games: Brevard 85 46 Southern Wesleyan 104 57 Bob Jones 96 54

Wofford

Average RPI Win:	227	WON-LOST	WINNING	LAST 10	STRENGTH OF	OPP. STRENGTH	TEAM	ADJ.	CONF.	ADJ CONF.
Average RPI Loss:	80	RECORD	PCT. RANK	GAMES	SCHEDULE	OF SCHEDULE	RPI	RPI	RPI	RPI
DIV. I ONLY	19- 9	76	6- 4	177	163	95	95	11	11	
DIV. I NON-CONF.	7- 3	74	0- 0	244	195	99	99	13	13	

TOTALS	RPI 1-25	RPI 26-50	W-L RECORDS	RPI 51-100	RPI 101-999	RPI 201+				
19- 9	0- 3	0- 1	OVERALL	2- 1	17- 4	10- 1				
9- 3	0- 1	0- 0	HOME	0- 1	9- 1	6- 0				
8- 5	0- 2	0- 1	AWAY	2- 0	6- 2	3- 0				
2- 1	0- 0	0- 0	NEUTRAL	0- 0	2- 1	1- 1				
7- 3	0- 1	0- 1	NON-CONFERENCE	1- 0	6- 1	4- 1				
3- 0	0- 0	0- 0	HOME	0- 0	3- 0	3- 0				
2- 2	0- 1	0- 1	AWAY	1- 0	1- 0	0- 0				
2- 1	0- 0	0- 0	NEUTRAL	0- 0	2- 1	1- 1				
12- 6	0- 2	0- 0	CONFERENCE	1- 1	11- 3	6- 0				
6- 3	0- 1	0- 0	HOME	0- 1	6- 1	3- 0				
6- 3	0- 1	0- 0	AWAY	1- 0	5- 2	3- 0				
0- 0	0- 0	0- 0	NEUTRAL	0- 0	0- 0	0- 0				

RPI 1-25				RPI 26-50				RPI 51-100 Team's RPI: 95				RPI 101+			
RPI	S	Opponent	Score	RPI	S	Opponent	Score	RPI	S	Opponent	Score	RPI	S	Opponent	Score
19	A	Missouri	80 82	28	A	Georgia	71 87	67	A	Belmont	91 81	109	A	Cleveland St.	70 71
22	A	Green Bay	68 75					81	A	IUPUI	66 63	109	H	Cleveland St.	63 70
22	H	Green Bay	51 58					81	H	IUPUI	61 64	119	A	Milwaukee	53 59
												119	H	Milwaukee	56 51
												152	A	Youngstown St.	69 59
												152	H	Youngstown St.	73 50
												162	A	Kent St.	72 60
												185	N	Stetson	64 59
												190	A	Oakland	77 57
												190	H	Oakland	80 75
												202	N	Richmond	85 69
												210	N	Providence	69 74
												255	A	Northern Ky.	68 63
												255	H	Northern Ky.	73 60
												313	H	Tennessee Tech	82 59
												319	A	Detroit Mercy	88 60
												319	H	Detroit Mercy	85 55
												328	A	Ill.-Chicago	80 53
												328	H	Ill.-Chicago	60 50
												345	H	Chicago St.	84 39
												346	H	Eastern Ill.	81 46

LAST 12 Division I GAMES:															
328	A	Ill.-Chicago	80 53	22	A	Green Bay	68 75	119	A	Milwaukee	53 59	152	A	Youngstown St.	69 59
81	A	IUPUI	66 63					109	A	Cleveland St.	70 71	81	H	IUPUI	61 64
109	H	Cleveland St.	63 70					328	H	Ill.-Chicago	60 50				
255	H	Northern Ky.	73 60												
190	H	Oakland	80 75												
319	H	Detroit Mercy	85 55												

Non-Div I Games: Northwestern Ohio 106 52 Cincinnati Christian 99 36

Wright St.

Average RPI Win:	212	WON-LOST	WINNING	LAST 10	STRENGTH OF	OPP. STRENGTH	TEAM	ADJ.	CONF.	ADJ CONF.
Average RPI Loss:	76	RECORD	PCT. RANK	GAMES	SCHEDULE	OF SCHEDULE	RPI	RPI	RPI	RPI
DIV. I ONLY	10- 19	255	1- 9	96	84	215	215	6	6	
DIV. I NON-CONF.	7- 4	102	0- 0	200	272	159	159	6	6	

TOTALS	RPI 1-25	RPI 26-50	W-L RECORDS	RPI 51-100	RPI 101-999	RPI 201+				
10- 19	0- 5	0- 5	OVERALL	0- 2	10- 7	5- 2				
8- 8	0- 2	0- 2	HOME	0- 1	8- 3	5- 0				
1- 10	0- 2	0- 3	AWAY	0- 1	1- 4	0- 2				
1- 1	0- 1	0- 0	NEUTRAL	0- 0	1- 0	0- 0				
7- 4	0- 1	0- 1	NON-CONFERENCE	0- 0	7- 2	4- 1				
6- 1	0- 0	0- 0	HOME	0- 0	6- 1	4- 0				
0- 2	0- 0	0- 1	AWAY	0- 0	0- 1	0- 1				
1- 1	0- 1	0- 0	NEUTRAL	0- 0	1- 0	0- 0				
3- 15	0- 4	0- 4	CONFERENCE	0- 2	3- 5	1- 1				
2- 7	0- 2	0- 2	HOME	0- 1	2- 2	1- 0				
1- 8	0- 2	0- 2	AWAY	0- 1	1- 3	0- 1				
0- 0	0- 0	0- 0	NEUTRAL	0- 0	0- 0	0- 0				

RPI 1-25				RPI 26-50				RPI 51-100				RPI 101+ Team's RPI: 215			
RPI	S	Opponent	Score	RPI	S	Opponent	Score	RPI	S	Opponent	Score	RPI	S	Opponent	Score
19	N	Missouri	48 74	26	A	Villanova	57 75	70	A	St. John's (NY)	36 70	108	H	Wake Forest	57 62
23	A	DePaul	48 79	26	H	Villanova	50 89	70	H	St. John's (NY)	63 67	111	A	Georgetown	60 65
23	H	DePaul	72 73	46	A	Minnesota	62 74					111	H	Georgetown	48 65
24	A	Marquette	67 88	50	A	Creighton	54 65					118	H	Cincinnati	53 50
24	H	Marquette	63 80	50	H	Creighton	64 71					122	A	Butler	69 62
												122	H	Butler	57 54
												124	A	Seton Hall	53 58
												124	H	Seton Hall	51 62
												175	N	Furman	75 62
												186	H	New Hampshire	71 66
												207	A	Bowling Green	53 63
												210	A	Providence	48 69
												210	H	Providence	68 59
												227	H	Grambling	72 67
												290	H	Mt. St. Mary's	66 45
												327	H	Fort Wayne	62 50
												344	H	Florida A&M	70 52
LAST 12 Division I GAMES:															
122	H	Butler	57 54	124	A	Seton Hall	53 58								
210	A	Providence	48 69	111	H	Georgetown	48 65								
50	A	Creighton	54 65	26	H	Villanova	50 89								
23	H	DePaul	72 73	50	H	Creighton	64 71								
24	H	Marquette	63 80	210	H	Providence	68 59								
70	A	St. John's (NY)	36 70	24	A	Marquette	67 88								

Non-Div I Games:

Xavier

Average RPI Win:	196	WON-LOST	WINNING	LAST 10	STRENGTH OF	OPP. STRENGTH	TEAM	ADJ.	CONF.	ADJ CONF.
Average RPI Loss:	119	RECORD	PCT. RANK	GAMES	SCHEDULE	OF SCHEDULE	RPI	RPI	RPI	RPI
DIV. I ONLY	15- 10	115	7- 3	160	120	127	127	9	9	
DIV. I NON-CONF.	7- 6	165	0- 0	229	209	174	174	9	9	

TOTALS	RPI 1-25	RPI 26-50	W-L RECORDS	RPI 51-100	RPI 101-999	RPI 201+				
15- 10	0- 0	1- 0	OVERALL	2- 4	12- 6	8- 1				
7- 5	0- 0	1- 0	HOME	1- 2	5- 3	4- 1				
8- 3	0- 0	0- 0	AWAY	1- 1	7- 2	4- 0				
0- 2	0- 0	0- 0	NEUTRAL	0- 1	0- 1	0- 0				
7- 6	0- 0	0- 0	NON-CONFERENCE	1- 2	6- 4	4- 1				
2- 3	0- 0	0- 0	HOME	0- 1	2- 2	2- 1				
5- 1	0- 0	0- 0	AWAY	1- 0	4- 1	2- 0				
0- 2	0- 0	0- 0	NEUTRAL	0- 1	0- 1	0- 0				
8- 4	0- 0	1- 0	CONFERENCE	1- 2	6- 2	4- 0				
5- 2	0- 0	1- 0	HOME	1- 1	3- 1	2- 0				
3- 2	0- 0	0- 0	AWAY	0- 1	3- 1	2- 0				
0- 0	0- 0	0- 0	NEUTRAL	0- 0	0- 0	0- 0				

RPI	S	Opponent	Score	RPI	S	Opponent	Score	RPI	S	Opponent	Score	RPI	S	Opponent	Score	Team's RPI: 127
				35	H	Princeton	73 59	54	H	Indiana	68 72	106	A	Dartmouth	57 39	
								55	A	Harvard	73 97	106	H	Dartmouth	62 64	
								55	H	Harvard	69 63	147	N	Hartford	70 78	
								58	N	UC Davis	61 71	151	A	Binghamton	73 69	
								69	H	Penn	54 69	156	A	Kansas	75 81	
								78	A	TCU	82 72	160	H	Army West Point	65 82	
												179	A	Brown	71 81	
												179	H	Brown	77 63	
												180	A	Stony Brook	77 71	
												204	A	Col umbi a	73 50	
												204	H	Col umbi a	66 59	
												210	H	Provi dence	51 55	
												272	A	Cornel l	65 55	
												272	H	Cornel l	69 56	
												277	H	LIU Brookl yn	62 51	
												282	H	Col gate	82 56	
												294	A	Central Conn. St.	75 62	
												348	A	Saint Peter's	70 49	

LAST 12 Division I GAMES:																
				204	H	Col umbi a	66 59	69	H	Penn	54 69					
				272	H	Cornel l	69 56	35	H	Princeton	73 59					
				55	H	Harvard	69 63	106	A	Dartmouth	57 39					
				106	H	Dartmouth	62 64	55	A	Harvard	73 97					
				272	A	Cornel l	65 55	179	A	Brown	71 81					
				204	A	Col umbi a	73 50	179	H	Brown	77 63					

Non-Div I Games:

Yale

Average RPI Win:	232	WON-LOST	WINNING	LAST 10	STRENGTH OF	OPP. STRENGTH	TEAM	ADJ.	CONF.	ADJ CONF.
Average RPI Loss:	112	RECORD	PCT. RANK	GAMES	SCHEDULE	OF SCHEDULE	RPI	RPI	RPI	RPI
DIV. I ONLY	13- 14	186	8- 2	137	179	152	152	11	11	
DIV. I NON-CONF.	2- 7	286	0- 0	193	230	271	271	13	13	
<hr/>										
TOTALS	RPI 1-25	RPI 26-50	W-L RECORDS	RPI 51-100	RPI 101-999	RPI 201+				
13- 14	0- 2	0- 0	OVERALL	1- 5	12- 7	8- 1				
6- 6	0- 1	0- 0	HOME	0- 3	6- 2	4- 0				
7- 8	0- 1	0- 0	AWAY	1- 2	6- 5	4- 1				
0- 0	0- 0	0- 0	NEUTRAL	0- 0	0- 0	0- 0				
2- 7	0- 0	0- 0	NON-CONFERENCE	0- 2	2- 5	2- 1				
1- 2	0- 0	0- 0	HOME	0- 1	1- 1	1- 0				
1- 5	0- 0	0- 0	AWAY	0- 1	1- 4	1- 1				
0- 0	0- 0	0- 0	NEUTRAL	0- 0	0- 0	0- 0				
11- 7	0- 2	0- 0	CONFERENCE	1- 3	10- 2	6- 0				
5- 4	0- 1	0- 0	HOME	0- 2	5- 1	3- 0				
6- 3	0- 1	0- 0	AWAY	1- 1	5- 1	3- 0				
0- 0	0- 0	0- 0	NEUTRAL	0- 0	0- 0	0- 0				

RPI 1-25				RPI 26-50				RPI 51-100				RPI 101+ Team's RPI: 152			
RPI	S	Opponent	Score	RPI	S	Opponent	Score	RPI	S	Opponent	Score	RPI	S	Opponent	Score
22	A	Green Bay	56 65					60	A	American	72 78	109	A	Cleveland St.	66 52
22	H	Green Bay	42 67					81	A	IUPUI	70 67	109	H	Cleveland St.	76 69
								81	H	IUPUI	43 65	112	A	Saint Francis (PA)	65 79
								93	H	Bucknell	60 66	119	A	Milwaukee	61 62
								95	A	Wright St.	50 73	119	H	Milwaukee	86 85
								95	H	Wright St.	59 69	128	A	Robert Morris	52 84
												162	H	Kent St.	44 55
												166	A	Pittsburgh	58 66
												190	A	Oakland	86 76
												190	H	Oakland	48 58
												216	A	Akron	58 75
												255	A	Northern Ky.	60 59
												255	H	Northern Ky.	54 51
												302	H	Northern Ari z.	69 67
												303	A	Loyola Chi cago	73 49
												319	A	Detroit Mercy	72 52
												319	H	Detroit Mercy	76 59
												328	A	Ill. -Chi cago	71 52
												328	H	Ill. -Chi cago	76 63
<hr/>															
LAST 12 Division I GAMES:															
109	H	Cleveland St.	76 69	319	A	Detroit Mercy	72 52								
255	A	Northern Ky.	60 59	190	A	Oakland	86 76								
22	H	Green Bay	42 67	95	H	Wright St.	59 69								
119	H	Milwaukee	86 85	255	H	Northern Ky.	54 51								
328	A	Ill. -Chi cago	71 52	109	A	Cleveland St.	66 52								
81	A	IUPUI	70 67	95	A	Wright St.	50 73								

Non-Div I Games: Ohio Valley 86 59 Penn St.-Beaver 97 40

Youngstown St.