

Average RPI Win:	253	WON-LOST	WINNING	LAST 10	STRENGTH OF	OPP. STRENGTH	TEAM	ADJ.	CONF.	ADJ CONF.
Average RPI Loss:	177	RECORD	PCT. RANK	GAMES	SCHEDULE	OF SCHEDULE	RPI	RPI	RPI	RPI
DIV. I ONLY	9- 12	217	0- 1	218	303	245	245	25	25	
DIV. I NON-CONF.	2- 5	264	0- 0	204	298	274	274	23	23	
TOTALS	RPI 1-25	RPI 26-50	W-L RECORDS	RPI 51-100	RPI 101-150	RPI 150+				
9- 12	0- 0	0- 0	OVERALL	1- 2	0- 2	8- 8				
5- 5	0- 0	0- 0	HOME	1- 1	0- 1	4- 3				
3- 6	0- 0	0- 0	AWAY	0- 1	0- 1	3- 4				
1- 1	0- 0	0- 0	NEUTRAL	0- 0	0- 0	1- 1				
2- 5	0- 0	0- 0	NON-CONFERENCE	0- 0	0- 2	2- 3				
0- 3	0- 0	0- 0	HOME	0- 0	0- 1	0- 2				
1- 1	0- 0	0- 0	AWAY	0- 0	0- 1	1- 0				
1- 1	0- 0	0- 0	NEUTRAL	0- 0	0- 0	1- 1				
7- 7	0- 0	0- 0	CONFERENCE	1- 2	0- 0	6- 5				
5- 2	0- 0	0- 0	HOME	1- 1	0- 0	4- 1				
2- 5	0- 0	0- 0	AWAY	0- 1	0- 0	2- 4				
0- 0	0- 0	0- 0	NEUTRAL	0- 0	0- 0	0- 0				

RPI S	Opponent	Score	RPI S	Opponent	Score	RPI S	Opponent	Score	RPI S	Opponent	Score	Team's RPI: 245
						59	A Lamar University	58 76	137	A Texas Tech	61 78	
						59	H Lamar University	47 72	146	H New Mexico St.	65 67	
						78	H SFA	46 44	164	H Abilene Christian	68 72	
									168	H Texas St.	53 60	
									173	A Nicholls St.	55 85	
									184	A Sam Houston St.	59 61	
									184	H Sam Houston St.	76 61	
									207	N Prairie View	59 67	
									225	A UTRGV	59 49	
									225	H UTRGV	57 70	
									258	N Louisiana	64 63	
									280	A Central Ark.	73 65	
									290	A New Orleans	54 56	
									290	H New Orleans	57 51	
									302	H Incarnate Word	57 49	
									306	A Southeastern La.	45 56	
									321	H Northwestern St.	79 55	
									341	A Houston Baptist	70 56	
LAST 12 Division I GAMES:												
			59	H Lamar University	47 72		341	A Houston Baptist	70 56			
			78	H SFA	46 44		164	H Abilene Christian	68 72			
			290	A New Orleans	54 56		173	A Nicholls St.	55 85			
			184	A Sam Houston St.	59 61		290	H New Orleans	57 51			
			302	H Incarnate Word	57 49		184	H Sam Houston St.	76 61			
			306	A Southeastern La.	45 56		321	H Northwestern St.	79 55			

Non-Div I Games: UNKNOWN 78 40 Schreiner 64 34 Tex. A&M Int'l 84 36 Texas Lutheran 73 49 A&M-Corpus Christi

Loss, Non-Conf, S Site, H Home A Away N Neutral

Average RPI Win:	264	WON-LOST	WINNING	LAST 10	STRENGTH OF	OPP. STRENGTH	TEAM	ADJ.	CONF.	ADJ CONF.
Average RPI Loss:	135	RECORD	PCT. RANK	GAMES	SCHEDULE	OF SCHEDULE	RPI	RPI	RPI	RPI
DIV. I ONLY	13- 8	111	1- 0	256	284	164	164	25	25	
DIV. I NON-CONF.	3- 4	199	0- 0	111	173	119	119	23	23	
TOTALS	RPI 1-25	RPI 26-50	W-L RECORDS	RPI 51-100	RPI 101-150	RPI 150+				
13- 8	0- 0	0- 0	OVERALL	0- 4	1- 1	12- 3				
4- 4	0- 0	0- 0	HOME	0- 3	0- 0	4- 1				
8- 4	0- 0	0- 0	AWAY	0- 1	1- 1	7- 2				
1- 0	0- 0	0- 0	NEUTRAL	0- 0	0- 0	1- 0				
3- 4	0- 0	0- 0	NON-CONFERENCE	0- 2	1- 1	2- 1				
0- 1	0- 0	0- 0	HOME	0- 1	0- 0	0- 0				
2- 3	0- 0	0- 0	AWAY	0- 1	1- 1	1- 1				
1- 0	0- 0	0- 0	NEUTRAL	0- 0	0- 0	1- 0				
10- 4	0- 0	0- 0	CONFERENCE	0- 2	0- 0	10- 2				
4- 3	0- 0	0- 0	HOME	0- 2	0- 0	4- 1				
6- 1	0- 0	0- 0	AWAY	0- 0	0- 0	6- 1				
0- 0	0- 0	0- 0	NEUTRAL	0- 0	0- 0	0- 0				

RPI 1-25				RPI 26-50				RPI 51-100				RPI 101+				Team's RPI: 164	
RPI	S	Opponent	Score	RPI	S	Opponent	Score	RPI	S	Opponent	Score	RPI	S	Opponent	Score		
								59	H	Lamar University	60	63	137	A	Texas Tech	54	105
								70	A	FGCU	65	81	146	A	New Mexico St.	58	46
								78	H	SFA	55	71	157	A	Tulsa	63	75
								89	H	Arkansas	68	80	173	H	Nicholls St.	76	66
													184	A	Sam Houston St.	91	79
													184	H	Sam Houston St.	63	72
													243	N	Texas Southern	81	39
													245	A	A&M-Corpus Christi	72	68
													278	A	UTEP	70	69
													280	H	Central Ark.	77	70
													290	A	New Orleans	59	52
													302	A	Incarnate Word	71	50
													306	A	Southeastern La.	71	74
													306	H	Southeastern La.	86	66
													321	A	Northwestern St.	72	63
													323	H	McNeese	109	52
													341	A	Houston Baptist	72	62
LAST 12 Division I GAMES:																	
				306	H	Southeastern La.	86 66	280	H	Central Ark.	77 70						
				302	A	Incarnate Word	71 50	78	H	SFA	55 71						
				173	H	Nicholls St.	76 66	321	A	Northwestern St.	72 63						
				184	H	Sam Houston St.	63 72	341	A	Houston Baptist	72 62						
				59	H	Lamar University	60 63	306	A	Southeastern La.	71 74						
				245	A	A&M-Corpus Christi	72 68	323	H	McNeese	109 52						

Non-Div I Games: Eastern N.M. 78 46 Southwest (NM) 90 47 Howard Payne 98 43 Schreiner 90 43 Abilene Christian

Loss, Non-Conf, S Site, H Home A Away N Neutral

## Air Force

Through Games Of Feb. 25, 2019

Average RPI Win:	251	WON-LOST	WINNING	LAST 10	STRENGTH OF	OPP. STRENGTH	TEAM	ADJ.	CONF.	ADJ CONF.
Average RPI Loss:	158	RECORD	PCT. RANK	GAMES	SCHEDULE	OF SCHEDULE	RPI	RPI	RPI	RPI
DIV. I ONLY	7- 18	284	0- 1	225	169	291	291	15	15	
DIV. I NON-CONF.	3- 7	256	0- 0	132	244	223	223	13	13	
TOTALS	RPI 1-25	RPI 26-50	W-L RECORDS	RPI 51-100	RPI 101-150	RPI 150+				
7- 18	0- 1	0- 2	OVERALL	0- 1	1- 3	6- 11				
6- 5	0- 0	0- 0	HOME	0- 0	1- 1	5- 4				
1- 13	0- 1	0- 2	AWAY	0- 1	0- 2	1- 7				
0- 0	0- 0	0- 0	NEUTRAL	0- 0	0- 0	0- 0				
3- 7	0- 1	0- 0	NON-CONFERENCE	0- 0	1- 2	2- 4				
2- 2	0- 0	0- 0	HOME	0- 0	1- 0	1- 2				
1- 5	0- 1	0- 0	AWAY	0- 0	0- 2	1- 2				
0- 0	0- 0	0- 0	NEUTRAL	0- 0	0- 0	0- 0				
4- 11	0- 0	0- 2	CONFERENCE	0- 1	0- 1	4- 7				
4- 3	0- 0	0- 0	HOME	0- 0	0- 1	4- 2				
0- 8	0- 0	0- 2	AWAY	0- 1	0- 0	0- 5				
0- 0	0- 0	0- 0	NEUTRAL	0- 0	0- 0	0- 0				

RPI 1-25				RPI 26-50				RPI 51-100				RPI 101+ Team's RPI: 291			
RPI	S	Opponent	Score	RPI	S	Opponent	Score	RPI	S	Opponent	Score	RPI	S	Opponent	Score
6	A	Oregon	36 82	46	A	Wyoming	60 80	57	A	Boise St.	48 79	106	A	Minnesota	50 67
				48	A	New Mexico	57 78					108	H	Northern Colo.	69 57
												110	H	Fresno St.	70 77
												112	A	Northeastern	41 54
												159	A	Denver	66 92
												178	A	Portland	60 79
												189	A	Utah St.	55 64
												189	H	Utah St.	44 48
												197	H	George Mason	71 78
												200	A	UNLV	56 66
												200	H	UNLV	47 62
												218	H	Nevada	79 74
												226	A	San Diego St.	61 70
												226	H	San Diego St.	75 66
												237	H	Navy	47 54
												273	A	Army West Point	71 60
												276	A	Colorado St.	48 55
												276	H	Colorado St.	63 48
												309	A	San Jose St.	60 73
												309	H	San Jose St.	88 77
												348	H	Fairleigh Dickinson	85 37
LAST 12 Division I GAMES:															
309	A	San Jose St.	60 73	226	H	San Diego St.	75 66								
110	H	Fresno St.	70 77	309	H	San Jose St.	88 77								
189	A	Utah St.	55 64	57	A	Boise St.	48 79								
200	H	UNLV	47 62	218	H	Nevada	79 74								
46	A	Wyoming	60 80	200	A	UNLV	56 66								
276	A	Colorado St.	48 55	226	A	San Diego St.	61 70								

Non-Div I Games: Western St. 72 54

Air Force

■ Loss, 
 ■ Non-Conf, S Site, 
 ■ Home 
 ■ Away 
 N Neutral

Average RPI Win: <b>232</b>	WON-LOST	WINNING	LAST 10	STRENGTH OF	OPP. STRENGTH	TEAM	ADJ.	CONF.	ADJ CONF.
Average RPI Loss: <b>91</b>	RECORD	PCT. RANK	GAMES	SCHEDULE	OF SCHEDULE	RPI	RPI	RPI	RPI
DIV. I ONLY	<b>14- 10</b>	<b>126</b>	<b>1- 0</b>	<b>177</b>	<b>130</b>	<b>148</b>	<b>148</b>	<b>7</b>	<b>7</b>
DIV. I NON-CONF.	<b>8- 2</b>	<b>52</b>	<b>0- 0</b>	<b>311</b>	<b>272</b>	<b>152</b>	<b>152</b>	<b>9</b>	<b>9</b>
TOTALS	RPI 1-25	RPI 26-50	W-L RECORDS	RPI 51-100	RPI 101-150	RPI 150+			
14- 10	0- 1	1- 3	OVERALL	1- 3	0- 1	12- 2			
8- 3	0- 0	1- 1	HOME	1- 1	0- 0	6- 1			
2- 7	0- 1	0- 2	AWAY	0- 2	0- 1	2- 1			
4- 0	0- 0	0- 0	NEUTRAL	0- 0	0- 0	4- 0			
8- 2	0- 0	0- 0	NON-CONFERENCE	0- 1	0- 1	8- 0			
3- 1	0- 0	0- 0	HOME	0- 1	0- 0	3- 0			
1- 1	0- 0	0- 0	AWAY	0- 0	0- 1	1- 0			
4- 0	0- 0	0- 0	NEUTRAL	0- 0	0- 0	4- 0			
6- 8	0- 1	1- 3	CONFERENCE	1- 2	0- 0	4- 2			
5- 2	0- 0	1- 1	HOME	1- 0	0- 0	3- 1			
1- 6	0- 1	0- 2	AWAY	0- 2	0- 0	1- 1			
0- 0	0- 0	0- 0	NEUTRAL	0- 0	0- 0	0- 0			

RPI 1-25				RPI 26-50				RPI 51-100				RPI 101+ Team's RPI: 148			
RPI	S	Opponent	Score	RPI	S	Opponent	Score	RPI	S	Opponent	Score	RPI	S	Opponent	Score
23	A	Central Mich.	71 <b>94</b>	32	A	Ohio	70 <b>92</b>	55	H	Butler	47 <b>63</b>	122	A	Youngstown St.	61 <b>72</b>
				42	H	Miami (OH)	61 <b>67</b>	80	H	Toledo	70 64	192	A	N.C. A&T	49 36
				44	A	Buffalo	72 <b>91</b>	83	A	Kent St.	58 <b>73</b>	204	A	Eastern Mich.	60 <b>67</b>
				44	H	Buffalo	70 59	98	A	Northern Ill.	59 <b>70</b>	204	H	Eastern Mich.	60 <b>72</b>
												212	H	Ball St.	91 61
												217	H	Bowling Green	74 71
												242	H	St. Bonaventure	67 58
												251	N	Northern Ky.	77 60
												269	A	Western Mich.	72 59
												269	H	Western Mich.	69 62
												277	N	Jackson St.	74 57
												278	N	UTEP	64 57
												282	H	Canisius	62 53
												308	N	Oakland	85 65
												327	H	Eastern Ky.	63 54
LAST 12 Division I GAMES:															
				44	H	Buffalo	70 59	83	A	Kent St.	58 <b>73</b>				
				204	A	Eastern Mich.	60 <b>67</b>	80	H	Toledo	70 64				
				42	H	Miami (OH)	61 <b>67</b>	44	A	Buffalo	72 <b>91</b>				
				212	H	Ball St.	91 61	98	A	Northern Ill.	59 <b>70</b>				
				269	H	Western Mich.	69 62	204	H	Eastern Mich.	60 <b>72</b>				
				32	A	Ohio	70 <b>92</b>	217	H	Bowling Green	74 71				

Non-Div I Games: Malone 63 44

Akron

■ Loss, 
 ■ Non-Conf, 
 ■ S Site, 
 ■ H Home 
 ■ A Away 
 N Neutral

## Alabama

Through Games Of Feb. 25, 2019

Average RPI Win:	175	WON-LOST	WINNING	LAST 10	STRENGTH OF	OPP. STRENGTH	TEAM	ADJ.	CONF.	ADJ CONF.
Average RPI Loss:	76	RECORD	PCT. RANK	GAMES	SCHEDULE	OF SCHEDULE	RPI	RPI	RPI	RPI
DIV. I ONLY	12- 15	207	0- 1	59	66	147	147	4	4	
DIV. I NON-CONF.	8- 5	119	0- 1	138	132	133	133	4	4	
<hr/>										
TOTALS	RPI 1-25	RPI 26-50	W-L RECORDS	RPI 51-100	RPI 101-150	RPI 150+				
12- 15	0- 5	2- 2	OVERALL	2- 5	0- 0	8- 3				
8- 6	0- 2	2- 1	HOME	0- 3	0- 0	6- 0				
3- 6	0- 2	0- 1	AWAY	1- 2	0- 0	2- 1				
1- 3	0- 1	0- 0	NEUTRAL	1- 0	0- 0	0- 2				
8- 5	0- 1	1- 0	NON-CONFERENCE	1- 2	0- 0	6- 2				
6- 1	0- 0	1- 0	HOME	0- 1	0- 0	5- 0				
1- 1	0- 0	0- 0	AWAY	0- 1	0- 0	1- 0				
1- 3	0- 1	0- 0	NEUTRAL	1- 0	0- 0	0- 2				
4- 10	0- 4	1- 2	CONFERENCE	1- 3	0- 0	2- 1				
2- 5	0- 2	1- 1	HOME	0- 2	0- 0	1- 0				
2- 5	0- 2	0- 1	AWAY	1- 1	0- 0	1- 1				
0- 0	0- 0	0- 0	NEUTRAL	0- 0	0- 0	0- 0				

RPI 1-25				RPI 26-50				RPI 51-100				RPI 101+ Team's RPI: 147			
RPI	S	Opponent	Score	RPI	S	Opponent	Score	RPI	S	Opponent	Score	RPI	S	Opponent	Score
9	H	Mississippi St.	49 65	41	H	Clemson	76 56	65	A	Utah	62 72	157	N	Tulsa	73 80
15	A	South Carolina	59 62	43	H	Tennessee	86 65	67	H	LSU	56 62	166	H	Tulane	69 58
17	H	Kentucky	53 68	47	A	Auburn	38 77	89	A	Arkansas	61 72	172	N	Louisiana Tech	62 79
18	N	Miami (FL)	74 101	47	H	Auburn	56 66	97	A	Georgia	58 53	194	H	Stetson	59 47
22	A	Texas A&M	43 70					97	H	Georgia	67 76	196	A	Vanderbilt	84 65
								99	N	Virginia	64 52	202	H	Grambling	73 55
								100	H	South Alabama	67 72	210	A	SMU	62 61
												220	A	Florida	55 57
												220	H	Florida	74 67
												306	H	Southeastern La.	88 40
												321	H	Northwestern St.	87 73
<hr/>															
LAST 12 Division I GAMES:															
172	N	Louisiana Tech	62 79	9	H	Mississippi St.	49 65	97	A	Georgia	58 53				
97	H	Georgia	67 76	89	A	Arkansas	61 72	67	H	LSU	56 62				
196	A	Vanderbilt	84 65	43	H	Tennessee	86 65	47	A	Auburn	38 77				
47	A	Auburn	38 77	22	A	Texas A&M	43 70								
17	H	Kentucky	53 68												
220	A	Florida	55 57												

Non-Div I Games:

Alabama

■ Loss, 
 ■ Non-Conf, 
 ■ S Site, 
 ■ H Home 
 ■ A Away 
 N Neutral

Average RPI Win: 304		WON-LOST	WINNING	LAST 10	STRENGTH OF	OPP. STRENGTH	TEAM	ADJ.	CONF.	ADJ CONF.
Average RPI Loss: 207		RECORD	PCT. RANK	GAMES	SCHEDULE	OF SCHEDULE	RPI	RPI	RPI	RPI
DIV. I ONLY		13- 12	160	1- 0	350	328	289	289	29	29
DIV. I NON-CONF.		5- 6	177	0- 0	308	324	261	261	28	28
TOTALS		RPI 1-25	RPI 26-50	W-L RECORDS	RPI 51-100	RPI 101-150	RPI 150+			
13- 12	0- 0		0- 0	OVERALL	0- 0	0- 2	13- 10			
6- 5	0- 0		0- 0	HOME	0- 0	0- 0	6- 5			
6- 7	0- 0		0- 0	AWAY	0- 0	0- 2	6- 5			
1- 0	0- 0		0- 0	NEUTRAL	0- 0	0- 0	1- 0			
5- 6	0- 0		0- 0	NON-CONFERENCE	0- 0	0- 2	5- 4			
2- 2	0- 0		0- 0	HOME	0- 0	0- 0	2- 2			
2- 4	0- 0		0- 0	AWAY	0- 0	0- 2	2- 2			
1- 0	0- 0		0- 0	NEUTRAL	0- 0	0- 0	1- 0			
8- 6	0- 0		0- 0	CONFERENCE	0- 0	0- 0	8- 6			
4- 3	0- 0		0- 0	HOME	0- 0	0- 0	4- 3			
4- 3	0- 0		0- 0	AWAY	0- 0	0- 0	4- 3			
0- 0	0- 0		0- 0	NEUTRAL	0- 0	0- 0	0- 0			

[illegible]

Non-Div I Games:

Alabama A&amp;M

Loss, Non-Conf, S Site, H Home A Away N Neutral

Average RPI Win:	300	WON-LOST	WINNING	LAST 10	STRENGTH OF	OPP. STRENGTH	TEAM	ADJ.	CONF.	ADJ CONF.
Average RPI Loss:	152	RECORD	PCT. RANK	GAMES	SCHEDULE	OF SCHEDULE	RPI	RPI	RPI	RPI
DIV. I ONLY	9- 15	246	0- 1	223	312	257	257	29	29	
DIV. I NON-CONF.	0- 10	336	0- 0	17	160	252	252	28	28	
TOTALS	RPI 1-25	RPI 26-50	W-L RECORDS	RPI 51-100	RPI 101-150	RPI 150+				
9- 15	0- 2	0- 2	OVERALL	0- 2	0- 1	9- 8				
5- 5	0- 1	0- 0	HOME	0- 0	0- 1	5- 3				
4- 10	0- 1	0- 2	AWAY	0- 2	0- 0	4- 5				
0- 0	0- 0	0- 0	NEUTRAL	0- 0	0- 0	0- 0				
0- 10	0- 2	0- 2	NON-CONFERENCE	0- 2	0- 1	0- 3				
0- 3	0- 1	0- 0	HOME	0- 0	0- 1	0- 1				
0- 7	0- 1	0- 2	AWAY	0- 2	0- 0	0- 2				
0- 0	0- 0	0- 0	NEUTRAL	0- 0	0- 0	0- 0				
9- 5	0- 0	0- 0	CONFERENCE	0- 0	0- 0	9- 5				
5- 2	0- 0	0- 0	HOME	0- 0	0- 0	5- 2				
4- 3	0- 0	0- 0	AWAY	0- 0	0- 0	4- 3				
0- 0	0- 0	0- 0	NEUTRAL	0- 0	0- 0	0- 0				

RPI 1-25				RPI 26-50				RPI 51-100				RPI 101+ Team's RPI: 257			
RPI	S	Opponent	Score	RPI	S	Opponent	Score	RPI	S	Opponent	Score	RPI	S	Opponent	Score
15	H	South Carolina	38 94	40	A	Georgia Tech	42 69	96	A	Troy	46 116	103	H	UAB	47 62
17	A	Kentucky	35 87	47	A	Auburn	50 83	100	A	South Alabama	65 77	174	A	Southern U.	52 62
												174	H	Southern U.	78 61
												182	A	North Ala.	42 68
												186	A	Xavier	58 87
												202	H	Grambling	72 80
												207	A	Prairie View	59 71
												243	A	Texas Southern	58 51
												277	H	Jackson St.	74 67
												287	H	Samford	51 60
												289	A	Alabama A&M	60 46
												289	H	Alabama A&M	57 65
												329	A	Mississippi Val.	62 64
												329	H	Mississippi Val.	73 67
												345	A	Ark.-Pine Bluff	58 56
												345	H	Ark.-Pine Bluff	73 52
												351	A	Alcorn	70 58
												351	H	Alcorn	76 63
LAST 12 Division I GAMES:															
174	A	Southern U.	52 62	243	A	Texas Southern	58 51	174	H	Southern U.	78 61				
351	A	Alcorn	70 58	351	H	Alcorn	76 63	289	A	Alabama A&M	60 46				
289	H	Alabama A&M	57 65	329	A	Mississippi Val.	62 64	329	A	Mississippi Val.	73 52				
329	H	Mississippi Val.	73 67	345	A	Ark.-Pine Bluff	58 56	345	H	Ark.-Pine Bluff	73 52				
345	H	Ark.-Pine Bluff	73 52	207	A	Prairie View	59 71								

Non-Div I Games: Mobile 69 63

Alabama St.

■ Loss, 
 ■ Non-Conf, S Site, 
 ■ Home 
 ■ Away 
 N Neutral

Average RPI Win: <b>271</b>	WON-LOST	WINNING	LAST 10	STRENGTH OF	OPP. STRENGTH	TEAM	ADJ.	CONF.	ADJ CONF.
Average RPI Loss: <b>182</b>	RECORD	PCT. RANK	GAMES	SCHEDULE	OF SCHEDULE	RPI	RPI	RPI	RPI
DIV. I ONLY	<b>11- 16</b>	<b>226</b>	<b>0- 1</b>	<b>254</b>	<b>287</b>	<b>249</b>	<b>249</b>	<b>23</b>	<b>23</b>
DIV. I NON-CONF.	<b>3- 10</b>	<b>278</b>	<b>0- 0</b>	<b>260</b>	<b>287</b>	<b>290</b>	<b>290</b>	<b>25</b>	<b>25</b>
TOTALS	RPI 1-25	RPI 26-50	W-L RECORDS	RPI 51-100	RPI 101-150	RPI 150+			
11- 16	0- 0	0- 1	OVERALL	0- 3	0- 3	11- 9			
6- 6	0- 0	0- 0	HOME	0- 1	0- 1	6- 4			
5- 10	0- 0	0- 1	AWAY	0- 2	0- 2	5- 5			
0- 0	0- 0	0- 0	NEUTRAL	0- 0	0- 0	0- 0			
3- 10	0- 0	0- 1	NON-CONFERENCE	0- 1	0- 2	3- 6			
1- 4	0- 0	0- 0	HOME	0- 0	0- 1	1- 3			
2- 6	0- 0	0- 1	AWAY	0- 1	0- 1	2- 3			
0- 0	0- 0	0- 0	NEUTRAL	0- 0	0- 0	0- 0			
8- 6	0- 0	0- 0	CONFERENCE	0- 2	0- 1	8- 3			
5- 2	0- 0	0- 0	HOME	0- 1	0- 0	5- 1			
3- 4	0- 0	0- 0	AWAY	0- 1	0- 1	3- 2			
0- 0	0- 0	0- 0	NEUTRAL	0- 0	0- 0	0- 0			

RPI S	Opponent	Score	RPI S	Opponent	Score	RPI S	Opponent	Score	RPI S	Opponent	Score	Team's RPI: 249
27	A Rutgers	39 65	58	A Maine	65 76	113	A Hartford	35 82				
			58	H Maine	61 67	132	A South Fla.	37 74				
			73	A Purdue	41 53	136	H Marist	56 74				
						152	A Stony Brook	54 49				
						152	H Stony Brook	52 68				
						185	H Holy Cross	50 56				
						222	A Cornell	34 48				
						235	A Monmouth	56 64				
						236	A Columbia	62 58				
						247	A Binghamton	71 62				
						247	H Binghamton	61 56				
						263	A St. Francis Brooklyn	67 60				
						281	A Vermont	39 52				
						281	H Vermont	65 40				
						282	H Canisius	42 48				
						284	H Manhattan	60 54				
						310	H New Hampshire	59 41				
						312	A UMBC	60 69				
						312	H UMBC	64 44				
						320	H Central Conn. St.	53 60				
						324	A UMass Lowell	56 53				
						324	H UMass Lowell	63 56				
						326	A Lafayette	66 67				
LAST 12 Division I GAMES:												
312	A UMBC	60 69	310	H New Hampshire	59 41							
152	H Stony Brook	52 68	113	A Hartford	35 82							
58	H Maine	61 67	152	A Stony Brook	54 49							
324	A UMass Lowell	56 53	312	H UMBC	64 44							
281	H Vermont	65 40	324	H UMass Lowell	63 56							
247	A Binghamton	71 62	58	A Maine	65 76							

Non-Div I Games:

Albany (NY)

■ Loss, 
 ■ Non-Conf, S Site, 
 ■ Home 
 ■ Away 
 N Neutral



# A l c o r n

A  
l  
c  
o  
r  
n

**Non-Div I Games:**

58

70

67

64

59

78

Loss, Non-Conf, S Site, H Home A Away N Neutral

Average RPI Win:	233	WON-LOST	WINNING	LAST 10	STRENGTH OF	OPP. STRENGTH	TEAM	ADJ.	CONF.	ADJ CONF.
Average RPI Loss:	83	RECORD	PCT. RANK	GAMES	SCHEDULE	OF SCHEDULE	RPI	RPI	RPI	RPI
DIV. I ONLY	18- 8	68	1- 0	139	179	77	77	18	18	
DIV. I NON-CONF.	4- 7	228	0- 0	67	74	163	163	21	21	
TOTALS	RPI 1-25	RPI 26-50	W-L RECORDS	RPI 51-100	RPI 101-150	RPI 150+				
18- 8	0- 1	0- 1	OVERALL	0- 3	2- 2	16- 1				
10- 1	0- 0	0- 1	HOME	0- 0	1- 0	9- 0				
8- 5	0- 0	0- 0	AWAY	0- 2	1- 2	7- 1				
0- 2	0- 1	0- 0	NEUTRAL	0- 1	0- 0	0- 0				
4- 7	0- 1	0- 1	NON-CONFERENCE	0- 2	0- 2	4- 1				
3- 1	0- 0	0- 1	HOME	0- 0	0- 0	3- 0				
1- 4	0- 0	0- 0	AWAY	0- 1	0- 2	1- 1				
0- 2	0- 1	0- 0	NEUTRAL	0- 1	0- 0	0- 0				
14- 1	0- 0	0- 0	CONFERENCE	0- 1	2- 0	12- 0				
7- 0	0- 0	0- 0	HOME	0- 0	1- 0	6- 0				
7- 1	0- 0	0- 0	AWAY	0- 1	1- 0	6- 0				
0- 0	0- 0	0- 0	NEUTRAL	0- 0	0- 0	0- 0				

RPI 1-25			RPI 26-50			RPI 51-100			Team's RPI: 77	RPI 101+		
RPI	S	Opponent	Score	RPI	S	Opponent	Score	RPI	S	Opponent	Score	
4	N	Stanford	49 71	32	H	Ohio	67 77	54	A	Bucknell	56 71	118 A High Point 61 66
								70	N	FGCU	71 90	126 A Penn St. 59 80
								99	A	Virginia	54 57	139 A Lehigh 61 53
												139 H Lehigh 50 47
												155 A Boston U. 64 51
												155 H Boston U. 50 48
												157 H Tulsa 68 52
												159 A Denver 54 83
												185 H Holy Cross 70 58
												197 H George Mason 86 71
												232 A Hawaii 69 57
												237 A Navy 58 45
												252 A Colgate 71 66
												252 H Colgate 76 57
												273 A Army West Point 75 62
												273 H Army West Point 61 51
												296 A Loyola Maryland 67 56
												296 H Loyola Maryland 82 38
												312 H UMBC 64 42
												326 A Lafayette 67 57
												326 H Lafayette 60 45
LAST 12 Division I GAMES:												
326	A	Lafayette	67 57	185	H	Holy Cross	70 58					
155	H	Boston U.	50 48	326	H	Lafayette	60 45					
139	H	Lehigh	50 47	155	A	Boston U.	64 51					
296	A	Loyola Maryland	67 56	139	A	Lehigh	61 53					
273	A	Army West Point	75 62	296	H	Loyola Maryland	82 38					
252	A	Colgate	71 66	273	H	Army West Point	61 51					

Non-Div I Games:

American

■ Loss, 
 ■ Non-Conf, 
 ■ S Site, 
 ■ H Home 
 ■ A Away 
 N Neutral

## Appalachian St.

Through Games Of Feb. 25, 2019

Average RPI Win:	213	WON-LOST	WINNING	LAST 10	STRENGTH OF	OPP. STRENGTH	TEAM	ADJ.	CONF.	ADJ CONF.
Average RPI Loss:	113	RECORD	PCT. RANK	GAMES	SCHEDULE	OF SCHEDULE	RPI	RPI	RPI	RPI
DIV. I ONLY	13- 12	160	1- 0	126	156	142	142	12	12	
DIV. I NON-CONF.	6- 5	143	0- 0	168	152	124	124	14	14	
TOTALS	RPI 1-25	RPI 26-50	W-L RECORDS	RPI 51-100	RPI 101-150	RPI 150+				
13- 12	0- 1	0- 2	OVERALL	1- 4	1- 2	11- 3				
9- 3	0- 0	0- 0	HOME	1- 3	0- 0	8- 0				
4- 9	0- 1	0- 2	AWAY	0- 1	1- 2	3- 3				
0- 0	0- 0	0- 0	NEUTRAL	0- 0	0- 0	0- 0				
6- 5	0- 1	0- 2	NON-CONFERENCE	0- 0	1- 1	5- 1				
5- 0	0- 0	0- 0	HOME	0- 0	0- 0	5- 0				
1- 5	0- 1	0- 2	AWAY	0- 0	1- 1	0- 1				
0- 0	0- 0	0- 0	NEUTRAL	0- 0	0- 0	0- 0				
7- 7	0- 0	0- 0	CONFERENCE	1- 4	0- 1	6- 2				
4- 3	0- 0	0- 0	HOME	1- 3	0- 0	3- 0				
3- 4	0- 0	0- 0	AWAY	0- 1	0- 1	3- 2				
0- 0	0- 0	0- 0	NEUTRAL	0- 0	0- 0	0- 0				

RPI 1-25				RPI 26-50				RPI 51-100				RPI 101+ Team's RPI: 142			
RPI	S	Opponent	Score	RPI	S	Opponent	Score	RPI	S	Opponent	Score	RPI	S	Opponent	Score
15	A	South Carolina	50 80	40	A	Georgia Tech	53 71	68	H	Little Rock	59 74	103	A	UAB	61 80
				41	A	Clemson	48 87	94	A	UT Arlington	94 99	134	A	Georgia St.	75 85
								94	H	UT Arlington	65 72	138	A	Davidson	81 78
								96	H	Troy	72 83	162	A	Coastal Caro.	66 74
								100	H	South Alabama	71 63	162	H	Coastal Caro.	67 53
												168	A	Texas St.	62 49
												168	H	Texas St.	77 56
												175	H	Arkansas St.	75 67
												202	H	Marshall	74 52
												213	H	Elon	65 62
												254	A	ETSU	64 95
												258	A	Louisiana	55 73
												259	H	Wofford	94 70
												283	A	Ga. Southern	70 52
												288	H	Col. of Charleston	80 66
												303	H	UNC Greensboro	68 65
												316	A	La.-Monroe	80 58
LAST 12 Division I GAMES:															
283	A	Ga. Southern	70 52	258	A	Louisiana	55 73								
134	A	Georgia St.	75 85	68	H	Little Rock	59 74								
162	A	Coastal Caro.	66 74	175	H	Arkansas St.	75 67								
94	H	UT Arlington	65 72	162	H	Coastal Caro.	67 53								
168	H	Texas St.	77 56	168	A	Texas St.	62 49								
316	A	La.-Monroe	80 58	94	A	UT Arlington	94 99								

Non-Div I Games:

Appalachian St.

■ Loss, 
 ■ Non-Conf, S Site, 
 ■ Home 
 ■ Away 
 N Neutral

Arizona

Through Games Of Feb. 25, 2019

Average RPI Win:	181	WON-LOST	WINNING	LAST 10	STRENGTH OF	OPP. STRENGTH	TEAM	ADJ.	CONF.	ADJ CONF.
Average RPI Loss:	44	RECORD	PCT. RANK	GAMES	SCHEDULE	OF SCHEDULE	RPI	RPI	RPI	RPI
DIV. I ONLY	17- 10	100	0- 1	97	40	72	72	2	2	
DIV. I NON-CONF.	10- 1	17	0- 0	327	238	129	129	2	2	
TOTALS	RPI 1-25	RPI 26-50	W-L RECORDS	RPI 51-100	RPI 101-150	RPI 150+				
17- 10	1- 5	2- 2	OVERALL	2- 1	0- 2	12- 0				
11- 3	1- 1	2- 1	HOME	2- 0	0- 1	6- 0				
4- 7	0- 4	0- 1	AWAY	0- 1	0- 1	4- 0				
2- 0	0- 0	0- 0	NEUTRAL	0- 0	0- 0	2- 0				
10- 1	0- 0	0- 0	NON-CONFERENCE	1- 0	0- 1	9- 0				
6- 1	0- 0	0- 0	HOME	1- 0	0- 1	5- 0				
2- 0	0- 0	0- 0	AWAY	0- 0	0- 0	2- 0				
2- 0	0- 0	0- 0	NEUTRAL	0- 0	0- 0	2- 0				
7- 9	1- 5	2- 2	CONFERENCE	1- 1	0- 1	3- 0				
5- 2	1- 1	2- 1	HOME	1- 0	0- 0	1- 0				
2- 7	0- 4	0- 1	AWAY	0- 1	0- 1	2- 0				
0- 0	0- 0	0- 0	NEUTRAL	0- 0	0- 0	0- 0				

RPI	S	Opponent	Score	RPI	S	Opponent	Score	RPI	S	Opponent	Score	RPI	S	Opponent	Score
4	A	Stanford	54 56	33	H	UCLA	93 98	65	A	Utah	64 80	109	H	Loyola Marymount	64 66
4	H	Stanford	48 78	38	A	California	76 82	65	H	Utah	66 55	145	A	Washington St.	88 90
6	A	Oregon	60 93	38	H	California	60 55	92	H	Idaho St.	71 46	158	A	Washington	69 59
19	A	Arizona St.	47 60	50	H	Southern California	71 68					165	A	Colorado	69 67
19	H	Arizona St.	51 39									165	H	Colorado	63 51
21	A	Oregon St.	64 86									171	H	Montana	100 51
												178	N	Portland	92 70
												226	A	San Diego St.	69 60
												248	H	Northern Ariz.	71 47
												275	A	Long Beach St.	70 43
												278	H	UTEP	62 40
												301	H	South Carolina St.	73 32
												302	H	Incarinate Word	84 42
												343	N	Seattle U	84 54
LAST 12 Division I GAMES:															
38	A	California	76 82	19	A	Arizona St.	47 60								
4	A	Stanford	54 56	33	H	UCLA	93 98								
165	H	Colorado	63 51	50	H	Southern California	71 68								
65	H	Utah	66 55	6	A	Oregon	60 93								
145	A	Washington St.	88 90	21	A	Oregon St.	64 86								
158	A	Washington	69 59	4	H	Stanford	48 78								

Non-Div I Games:

Arizona

Loss, Non-Conf, S Site, H Home A Away N Neutral



Average RPI Win:	351	WON-LOST	WINNING	LAST 10	STRENGTH OF	OPP. STRENGTH	TEAM	ADJ.	CONF.	ADJ CONF.
Average RPI Loss:	221	RECORD	PCT. RANK	GAMES	SCHEDULE	OF SCHEDULE	RPI	RPI	RPI	RPI
DIV. I ONLY	2- 16	345	0- 1	323	346	345	345	29	29	
DIV. I NON-CONF.	0- 3	336	0- 0	21	164	257	257	28	28	
TOTALS	RPI 1-25	RPI 26-50	W-L RECORDS	RPI 51-100	RPI 101-150	RPI 150+				
2- 16	0- 1	0- 0	OVERALL	0- 0	0- 1	2- 14				
1- 6	0- 0	0- 0	HOME	0- 0	0- 0	1- 6				
1- 10	0- 1	0- 0	AWAY	0- 0	0- 1	1- 8				
0- 0	0- 0	0- 0	NEUTRAL	0- 0	0- 0	0- 0				
0- 3	0- 1	0- 0	NON-CONFERENCE	0- 0	0- 1	0- 1				
0- 0	0- 0	0- 0	HOME	0- 0	0- 0	0- 0				
0- 3	0- 1	0- 0	AWAY	0- 0	0- 1	0- 1				
0- 0	0- 0	0- 0	NEUTRAL	0- 0	0- 0	0- 0				
2- 13	0- 0	0- 0	CONFERENCE	0- 0	0- 0	2- 13				
1- 6	0- 0	0- 0	HOME	0- 0	0- 0	1- 6				
1- 7	0- 0	0- 0	AWAY	0- 0	0- 0	1- 7				
0- 0	0- 0	0- 0	NEUTRAL	0- 0	0- 0	0- 0				

RPI 1-25				RPI 26-50				RPI 51-100				RPI 101+ Team's RPI: 345			
RPI	S	Opponent	Score	RPI	S	Opponent	Score	RPI	S	Opponent	Score	RPI	S	Opponent	Score
21	A	Oregon St.	33 89									106	A	Minnesota	42 84
												174	A	Southern U.	41 73
												174	H	Southern U.	45 56
												202	A	Grambling	57 77
												207	A	Prairie View	46 79
												207	H	Prairie View	41 80
												243	A	Texas Southern	49 62
												243	H	Texas Southern	58 59
												255	A	Wichita St.	39 76
												257	A	Alabama St.	52 73
												257	H	Alabama St.	56 58
												277	A	Jackson St.	41 60
												289	A	Alabama A&M	54 60
												289	H	Alabama A&M	52 78
												329	H	Mississippi Val.	56 62
												351	A	Alcorn	59 57
												351	H	Alcorn	66 57
LAST 12 Division I GAMES:															
289	A	Alabama A&M	54 60	277	A	Jackson St.	41 60								
207	A	Prairie View	46 79	202	A	Grambling	57 77								
243	A	Texas Southern	49 62	207	H	Prairie View	41 80								
351	H	Alcorn	66 57	243	H	Texas Southern	58 59								
174	H	Southern U.	45 56	351	A	Alcorn	59 57								
257	A	Alabama St.	52 73	174	A	Southern U.	41 73								

Non-Div I Games: LeMoyne-Owen 52 43 Paul Quinn 68 52 Philander Smith 48 53 Tougaloo 68 60 Ark.-Pine Bluff

## Arkansas

Through Games Of Feb. 25, 2019

Average RPI Win:	184	WON-LOST	WINNING	LAST 10	STRENGTH OF	OPP. STRENGTH	TEAM	ADJ.	CONF.	ADJ CONF.
Average RPI Loss:	49	RECORD	PCT. RANK	GAMES	SCHEDULE	OF SCHEDULE	RPI	RPI	RPI	RPI
DIV. I ONLY	17- 11	116	1- 0	86	65	89	89	4	4	
DIV. I NON-CONF.	11- 3	56	0- 0	139	116	55	55	4	4	
TOTALS	RPI 1-25	RPI 26-50	W-L RECORDS	RPI 51-100	RPI 101-150	RPI 150+				
17- 11	0- 5	1- 2	OVERALL	2- 3	1- 1	13- 0				
9- 5	0- 3	0- 1	HOME	1- 1	1- 0	7- 0				
6- 5	0- 2	1- 1	AWAY	1- 2	0- 0	4- 0				
2- 1	0- 0	0- 0	NEUTRAL	0- 0	0- 1	2- 0				
11- 3	0- 2	0- 0	NON-CONFERENCE	2- 0	0- 1	9- 0				
6- 1	0- 1	0- 0	HOME	1- 0	0- 0	5- 0				
3- 1	0- 1	0- 0	AWAY	1- 0	0- 0	2- 0				
2- 1	0- 0	0- 0	NEUTRAL	0- 0	0- 1	2- 0				
6- 8	0- 3	1- 2	CONFERENCE	0- 3	1- 0	4- 0				
3- 4	0- 2	0- 1	HOME	0- 1	1- 0	2- 0				
3- 4	0- 1	1- 1	AWAY	0- 2	0- 0	2- 0				
0- 0	0- 0	0- 0	NEUTRAL	0- 0	0- 0	0- 0				

RPI	S	Opponent	Score	RPI	S	Opponent	Score	RPI	S	Opponent	Score	RPI	S	Opponent	Score
9	H	Mississippi St.	69 93	30	A	Missouri	53 71	67	A	LSU	34 71	125	N	Pittsburgh	54 61
11	A	Iowa St.	82 91	43	A	Tennessee	80 79	86	H	Nebraska	84 80	147	H	Alabama	72 61
15	H	South Carolina	79 87	47	H	Auburn	72 75	94	A	UT Arlington	66 65	154	H	Tennessee Tech	65 42
17	A	Kentucky	59 61					97	A	Georgia	83 93	157	A	Tulsa	61 59
19	H	Arizona St.	85 88					97	H	Georgia	72 80	164	A	Abilene Christian	80 68
												167	H	Oral Roberts	74 61
												180	N	Wisconsin	69 68
												196	H	Vanderbilt	83 62
												205	A	Ole Miss	85 55
												205	H	Ole Miss	73 61
												207	H	Prairie View	71 44
												220	A	Florida	83 73
												277	H	Jackson St.	76 57
												297	N	Tennessee St.	79 55
												321	H	Northwestern St.	98 53
LAST 12 Division I GAMES:															
205	H	Ole Miss	73 61	97	H	Georgia	72 80								
97	A	Georgia	83 93	220	A	Florida	83 73								
17	A	Kentucky	59 61	147	H	Alabama	72 61								
47	H	Auburn	72 75	43	A	Tennessee	80 79								
67	A	LSU	34 71	196	H	Vanderbilt	83 62								
15	H	South Carolina	79 87	30	A	Missouri	53 71								

Non-Div I Games:

Arkansas

■ Loss, 
■ Non-Conf, 
■ S Site, 
■ Home 
■ A Away 
N Neutral

Average RPI Win:	208	WON-LOST	WINNING	LAST 10	STRENGTH OF	OPP. STRENGTH	TEAM	ADJ.	CONF.	ADJ CONF.
Average RPI Loss:	109	RECORD	PCT. RANK	GAMES	SCHEDULE	OF SCHEDULE	RPI	RPI	RPI	RPI
DIV. I ONLY	10- 15	230	1- 0	75	149	175	175	12	12	
DIV. I NON-CONF.	5- 6	177	0- 0	161	126	180	180	14	14	
TOTALS	RPI 1-25	RPI 26-50	W-L RECORDS	RPI 51-100	RPI 101-150	RPI 150+				
10- 15	0- 1	0- 1	OVERALL	3- 6	0- 3	7- 4				
8- 4	0- 0	0- 0	HOME	2- 2	0- 0	6- 2				
2- 11	0- 1	0- 1	AWAY	1- 4	0- 3	1- 2				
0- 0	0- 0	0- 0	NEUTRAL	0- 0	0- 0	0- 0				
5- 6	0- 1	0- 1	NON-CONFERENCE	0- 1	0- 2	5- 1				
4- 1	0- 0	0- 0	HOME	0- 0	0- 0	4- 1				
1- 5	0- 1	0- 1	AWAY	0- 1	0- 2	1- 0				
0- 0	0- 0	0- 0	NEUTRAL	0- 0	0- 0	0- 0				
5- 9	0- 0	0- 0	CONFERENCE	3- 5	0- 1	2- 3				
4- 3	0- 0	0- 0	HOME	2- 2	0- 0	2- 1				
1- 6	0- 0	0- 0	AWAY	1- 3	0- 1	0- 2				
0- 0	0- 0	0- 0	NEUTRAL	0- 0	0- 0	0- 0				

RPI 1-25				RPI 26-50				RPI 51-100				RPI 101+ Team's RPI: 175			
RPI	S	Opponent	Score	RPI	S	Opponent	Score	RPI	S	Opponent	Score	RPI	S	Opponent	Score
22	A	Texas A&M	56 97	30	A	Missouri	50 70	60	A	Belmont	55 74	127	A	Oklahoma St.	60 62
								68	A	Little Rock	55 68	133	A	UT Martin	91 97
								68	H	Little Rock	62 58	142	A	Appalachian St.	67 75
								94	A	UT Arlington	62 67	157	H	Tulsa	73 60
								94	H	UT Arlington	73 100	162	A	Coastal Caro.	72 88
								96	A	Troy	79 87	168	A	Texas St.	54 68
								96	H	Troy	89 100	168	H	Texas St.	62 85
								100	A	South Alabama	77 64	172	H	Louisiana Tech	70 80
								100	H	South Alabama	69 58	209	H	Memphis	77 66
												258	H	Louisiana	87 75
												267	H	Murray St.	74 63
												278	A	UTEP	67 66
												316	H	La.-Monroe	64 54
												329	H	Mississippi Val.	60 57
LAST 12 Division I GAMES:															
68	H	Little Rock	62 58	162	A	Coastal Caro.	72 88								
94	A	UT Arlington	62 67	142	A	Appalachian St.	67 75								
168	A	Texas St.	54 68	168	H	Texas St.	62 85								
96	H	Troy	89 100	94	H	UT Arlington	73 100								
100	H	South Alabama	69 58	96	A	Troy	79 87								
68	A	Little Rock	55 68	100	A	South Alabama	77 64								

Non-Div I Games:

Arkansas St.

■ Loss, 
 ■ Non-Conf, 
 ■ S Site, 
 ■ H Home 
 ■ A Away 
 N Neutral



Army West Point

Through Games Of Feb. 25, 2019

Average RPI Win: <b>288</b>	WON-LOST	WINNING	LAST 10	STRENGTH OF	OPP. STRENGTH	TEAM	ADJ.	CONF.	ADJ CONF.
Average RPI Loss: <b>161</b>	RECORD	PCT. RANK	GAMES	SCHEDULE	OF SCHEDULE	RPI	RPI	RPI	RPI
DIV. I ONLY	10- 15	230	0- 1	278	260	273	273	18	18
DIV. I NON-CONF.	4- 6	212	0- 0	319	320	296	296	21	21
TOTALS	RPI 1-25	RPI 26-50	W-L RECORDS	RPI 51-100	RPI 101-150	RPI 150+			
10- 15	0- 0	0- 1	OVERALL	0- 3	0- 4	10- 7			
6- 7	0- 0	0- 0	HOME	0- 2	0- 3	6- 2			
4- 8	0- 0	0- 1	AWAY	0- 1	0- 1	4- 5			
0- 0	0- 0	0- 0	NEUTRAL	0- 0	0- 0	0- 0			
4- 6	0- 0	0- 1	NON-CONFERENCE	0- 0	0- 2	4- 3			
2- 3	0- 0	0- 0	HOME	0- 0	0- 2	2- 1			
2- 3	0- 0	0- 1	AWAY	0- 0	0- 0	2- 2			
0- 0	0- 0	0- 0	NEUTRAL	0- 0	0- 0	0- 0			
6- 9	0- 0	0- 0	CONFERENCE	0- 3	0- 2	6- 4			
4- 4	0- 0	0- 0	HOME	0- 2	0- 1	4- 1			
2- 5	0- 0	0- 0	AWAY	0- 1	0- 1	2- 3			
0- 0	0- 0	0- 0	NEUTRAL	0- 0	0- 0	0- 0			

RPI S	Opponent	Score	RPI S	Opponent	Score	RPI S	Opponent	Score	RPI S	Opponent	Score	Team's RPI: 273
49	A TCU	38 63	54	H Bucknell	52 66	104	H St. John's (NY)	49 60	115	H Yale	51 62	
			77	A American	51 61	139	A Lehigh	46 55	139	H Lehigh	50 73	
			77	H American	62 75	155	A Boston U.	51 63	185	A Holy Cross	39 58	
						185	H Holy Cross	60 53	236	A Columbia	49 70	
						237	A Navy	60 48	237	H Navy	55 52	
						247	A Binghamton	47 60	252	H Colgate	58 70	
						263	H St. Francis Brooklyn	69 57	291	H Air Force	60 71	
						296	A Loyola Maryland	51 70	296	H Loyola Maryland	69 57	
						311	A Wagner	61 46	326	A Lafayette	64 40	
						326	H Lafayette	65 50	346	A LIU Brooklyn	57 42	
						348	H Fairleigh Dickinson	62 40				
LAST 12 Division I GAMES:												
139	A Lehigh	46 55	252	H Colgate	58 70							
185	H Holy Cross	60 53	139	H Lehigh	50 73							
237	A Navy	60 48	185	A Holy Cross	39 58							
326	A Lafayette	64 40	237	H Navy	55 52							
77	H American	62 75	326	H Lafayette	65 50							
296	A Loyola Maryland	51 70	77	A American	51 61							

Non-Div I Games: Connecticut Col. 74 48

Army West Point

Loss, Non-Conf, S Site, H Home A Away N Neutral

Average RPI Win:	164	WON-LOST	WINNING	LAST 10	STRENGTH OF	OPP. STRENGTH	TEAM	ADJ.	CONF.	ADJ CONF.
Average RPI Loss:	25	RECORD	PCT. RANK	GAMES	SCHEDULE	OF SCHEDULE	RPI	RPI	RPI	RPI
DIV. I ONLY	19- 7	58	1- 0	91	41	47	47	4	4	
DIV. I NON-CONF.	11- 1	13	1- 0	180	81	29	29	4	4	
TOTALS	RPI 1-25	RPI 26-50	W-L RECORDS	RPI 51-100	RPI 101-150	RPI 150+				
19- 7	0- 4	3- 3	OVERALL	2- 0	3- 0	11- 0				
9- 4	0- 3	1- 1	HOME	1- 0	2- 0	5- 0				
8- 3	0- 1	1- 2	AWAY	1- 0	1- 0	5- 0				
2- 0	0- 0	1- 0	NEUTRAL	0- 0	0- 0	1- 0				
11- 1	0- 1	2- 0	NON-CONFERENCE	0- 0	1- 0	8- 0				
6- 0	0- 0	0- 0	HOME	0- 0	1- 0	5- 0				
3- 1	0- 1	1- 0	AWAY	0- 0	0- 0	2- 0				
2- 0	0- 0	1- 0	NEUTRAL	0- 0	0- 0	1- 0				
8- 6	0- 3	1- 3	CONFERENCE	2- 0	2- 0	3- 0				
3- 4	0- 3	1- 1	HOME	1- 0	1- 0	0- 0				
5- 2	0- 0	0- 2	AWAY	1- 0	1- 0	3- 0				
0- 0	0- 0	0- 0	NEUTRAL	0- 0	0- 0	0- 0				

RPI 1-25				RPI 26-50				Team's RPI: 47	RPI 51-100				RPI 101+			
RPI	S	Opponent	Score	RPI	S	Opponent	Score		RPI	S	Opponent	Score	RPI	S	Opponent	Score
9	H	Mississippi St.	59 85	30	A	Missouri	65 74		89	A	Arkansas	75 72	129	H	Oklahoma	95 79
11	A	Iowa St.	64 67	30	H	Missouri	58 54		97	H	Georgia	59 58	147	A	Alabama	66 56
17	H	Kentucky	68 78	31	N	North Carolina	86 81						147	H	Alabama	77 38
22	H	Texas A&M	67 69	43	A	Tennessee	62 73						162	N	Coastal Caro.	84 78
				43	H	Tennessee	69 78						173	H	Nicholls St.	80 59
				48	A	New Mexico	79 76						196	A	Vanderbilt	72 70
LAST 12 Division I GAMES:																
48	A	New Mexico	79 76	17	H	Kentucky	68 78						202	H	Grambling	97 48
11	A	Iowa St.	64 67	97	H	Georgia	59 58						205	A	Ole Miss	64 51
30	H	Missouri	58 54	205	A	Ole Miss	64 51						213	A	Elon	96 44
147	H	Alabama	77 38	30	A	Missouri	65 74						220	A	Florida	64 56
43	A	Tennessee	62 73	22	H	Texas A&M	67 69						228	A	Saint Joseph's	81 70
89	A	Arkansas	75 72	196	A	Vanderbilt	72 70						257	H	Alabama St.	83 50
													258	H	Louisiana	71 59
													287	H	Samford	73 46

Non-Div I Games: Xavier (LA) 77 58

Auburn

■ Loss, 
 ■ Non-Conf, S Site, 
 ■ Home 
 ■ Away 
 N Neutral

Average RPI Win:	245	WON-LOST	WINNING	LAST 10	STRENGTH OF	OPP. STRENGTH	TEAM	ADJ.	CONF.	ADJ CONF.
Average RPI Loss:	202	RECORD	PCT. RANK	GAMES	SCHEDULE	OF SCHEDULE	RPI	RPI	RPI	RPI
DIV. I ONLY	12- 13	187	0- 0	314	271	260	260	22	22	
DIV. I NON-CONF.	3- 6	241	0- 0	345	264	343	343	22	22	
TOTALS	RPI 1-25	RPI 26-50	W-L RECORDS	RPI 51-100	RPI 101-150	RPI 150+				
12- 13	0- 0	0- 0	OVERALL	0- 2	2- 2	10- 9				
9- 4	0- 0	0- 0	HOME	0- 1	1- 1	8- 2				
3- 9	0- 0	0- 0	AWAY	0- 1	1- 1	2- 7				
0- 0	0- 0	0- 0	NEUTRAL	0- 0	0- 0	0- 0				
3- 6	0- 0	0- 0	NON-CONFERENCE	0- 1	0- 0	3- 5				
3- 1	0- 0	0- 0	HOME	0- 0	0- 0	3- 1				
0- 5	0- 0	0- 0	AWAY	0- 1	0- 0	0- 4				
0- 0	0- 0	0- 0	NEUTRAL	0- 0	0- 0	0- 0				
9- 7	0- 0	0- 0	CONFERENCE	0- 1	2- 2	7- 4				
6- 3	0- 0	0- 0	HOME	0- 1	1- 1	5- 1				
3- 4	0- 0	0- 0	AWAY	0- 0	1- 1	2- 3				
0- 0	0- 0	0- 0	NEUTRAL	0- 0	0- 0	0- 0				

RPI 1-25			RPI 26-50			RPI 51-100				RPI 101+			Team's RPI: 260			
RPI	S	Opponent	Score	RPI	S	Opponent	Score	RPI	S	Opponent	Score	RPI	S	Opponent	Score	
								60	H	Belmont	62	80	131	A	Morehead St.	84 75
								81	A	Cincinnati	48	69	131	H	Morehead St.	81 80
												133	A	UT Martin	65 74	
												133	H	UT Martin	58 59	
												154	A	Tennessee Tech	72 65	
												160	A	Illinois St.	49 61	
												196	A	Vanderbilt	70 99	
												199	A	Jacksonville St.	56 67	
												233	A	Southeast Mo. St.	54 64	
												233	H	Southeast Mo. St.	56 54	
												238	A	Western Ill.	72 77	
												241	A	SIUE	68 69	
												241	H	SIUE	77 65	
												251	H	Northern Ky.	52 48	
												267	H	Murray St.	59 56	
												289	H	Alabama A&M	75 58	
												295	A	Eastern Ill.	73 60	
												295	H	Eastern Ill.	57 67	
												297	H	Tennessee St.	74 47	
												318	H	Lipscomb	70 58	
												327	H	Eastern Ky.	100 65	
												329	H	Mississippi Val.	89 95	
												332	A	Evansville	52 56	
LAST 12 Division I GAMES:																
133	H	UT Martin	58	59	199	A	Jacksonville St.	56	67							
233	H	Southeast Mo. St.	56	54	154	A	Tennessee Tech	72	65							
267	H	Murray St.	59	56	60	H	Belmont	62	80							
131	A	Morehead St.	84	75	297	H	Tennessee St.	74	47							
295	H	Eastern Ill.	57	67	295	A	Eastern Ill.	73	60							
241	H	SIUE	77	65	241	A	SIUE	68	69							

Non-Div I Games: Christian Bros. 100 62 Trevecca Nazarene 90 78

Austin Peay

■ Loss, 
 ■ Non-Conf, S Site, 
 ■ Home 
 ■ Away 
 N Neutral

BYU				STRENGTH OF SCHEDULE	OPP. STRENGTH OF SCHEDULE	TEAM RPI	ADJ. RPI	CONF. RPI	ADJ CONF. RPI
Average RPI Win:	154	WON-LOST RECORD	WINNING PCT. RANK						
Average RPI Loss:	109		LAST 10 GAMES						
DIV. I ONLY	21- 6	34	1- 0	72	94	28	28	8	8
DIV. I NON-CONF.	8- 3	72	0- 0	150	155	71	71	7	7
-----									
TOTALS	RPI 1-25	RPI 26-50	W-L RECORDS	RPI 51-100	RPI 101-150	RPI 150+			
21- 6	2- 0	1- 1	OVERALL	3- 2	4- 2	11- 1			
10- 2	1- 0	0- 1	HOME	1- 1	4- 0	4- 0			
9- 4	1- 0	0- 0	AWAY	2- 1	0- 2	6- 1			
2- 0	0- 0	1- 0	NEUTRAL	0- 0	0- 0	1- 0			
8- 3	0- 0	1- 1	NON-CONFERENCE	0- 1	2- 0	5- 1			
4- 1	0- 0	0- 1	HOME	0- 0	2- 0	2- 0			
2- 2	0- 0	0- 0	AWAY	0- 1	0- 0	2- 1			
2- 0	0- 0	1- 0	NEUTRAL	0- 0	0- 0	1- 0			
13- 3	2- 0	0- 0	CONFERENCE	3- 1	2- 2	6- 0			
6- 1	1- 0	0- 0	HOME	1- 1	2- 0	2- 0			
7- 2	1- 0	0- 0	AWAY	2- 0	0- 2	4- 0			
0- 0	0- 0	0- 0	NEUTRAL	0- 0	0- 0	0- 0			

RPI 1-25				RPI 26-50				RPI 51-100				RPI 101+			
RPI	S	Opponent	Score	RPI	S	Opponent	Score	RPI	S	Opponent	Score	RPI	S	Opponent	Score
14	A	Gonzaga	66 64	38	H	California	52 70	56	A	Saint Mary's (CA)	74 73	102	A	Pepperdine	65 79
14	H	Gonzaga	70 68	49	N	TCU	61 58	56	H	Saint Mary's (CA)	75 78	102	H	Pepperdine	83 58
								65	A	Utah	67 78	108	H	Northern Colo.	70 50
								95	A	Pacific	77 74	109	A	Loyola Marymount	58 61
								95	H	Pacific	75 49	109	H	Loyola Marymount	55 44
												143	H	UC Riverside	72 70
												169	A	Santa Clara	54 44
												178	A	Portland	70 69
												178	H	Portland	79 71
												187	H	Eastern Wash.	80 65
												189	A	Utah St.	62 57
												246	A	San Francisco	67 59
												250	N	California Baptist	76 69
												256	A	San Diego	65 56
												256	H	San Diego	80 68
												274	A	Utah Valley	77 51
												276	H	Colorado St.	51 42
												286	A	Southern Utah	64 67
-----															
LAST 12 Division I GAMES:															
256	H	San Diego	80 68	109	A	Loyola Marymount	58 61								
14	A	Gonzaga	66 64	256	A	San Diego	65 56								
178	A	Portland	70 69	178	H	Portland	79 71								
95	H	Pacific	75 49	14	H	Gonzaga	70 68								
56	H	Saint Mary's (CA)	75 78	56	A	Saint Mary's (CA)	74 73								
102	A	Pepperdine	65 79	95	A	Pacific	77 74								

Non-Div I Games:

BYU

■ Loss, 
 ■ Non-Conf, S Site, 
 ■ Home 
 ■ Away 
 N Neutral

Average RPI Win:	181	WON-LOST	WINNING	LAST 10	STRENGTH OF	OPP. STRENGTH	TEAM	ADJ.	CONF.	ADJ CONF.
Average RPI Loss:	92	RECORD	PCT. RANK	GAMES	SCHEDULE	OF SCHEDULE	RPI	RPI	RPI	RPI
DIV. I ONLY	6- 19	300	0- 1	47	82	212	212	7	7	
DIV. I NON-CONF.	4- 7	228	0- 0	133	36	210	210	9	9	
TOTALS	RPI 1-25	RPI 26-50	W-L RECORDS	RPI 51-100	RPI 101-150	RPI 150+				
6- 19	0- 1	0- 5	OVERALL	2- 8	1- 2	3- 3				
5- 7	0- 0	0- 2	HOME	2- 3	0- 0	3- 2				
1- 9	0- 1	0- 3	AWAY	0- 3	1- 1	0- 1				
0- 3	0- 0	0- 0	NEUTRAL	0- 2	0- 1	0- 0				
4- 7	0- 0	0- 0	NON-CONFERENCE	1- 5	1- 1	2- 1				
3- 2	0- 0	0- 0	HOME	1- 1	0- 0	2- 1				
1- 2	0- 0	0- 0	AWAY	0- 2	1- 0	0- 0				
0- 3	0- 0	0- 0	NEUTRAL	0- 2	0- 1	0- 0				
2- 12	0- 1	0- 5	CONFERENCE	1- 3	0- 1	1- 2				
2- 5	0- 0	0- 2	HOME	1- 2	0- 0	1- 1				
0- 7	0- 1	0- 3	AWAY	0- 1	0- 1	0- 1				
0- 0	0- 0	0- 0	NEUTRAL	0- 0	0- 0	0- 0				

RPI 1-25				RPI 26-50				RPI 51-100				RPI 101+ Team's RPI: 212			
RPI	S	Opponent	Score	RPI	S	Opponent	Score	RPI	S	Opponent	Score	RPI	S	Opponent	Score
23	A	Central Mich.	63 81	32	A	Ohio	62 94	52	N	Quinnipiac	66 69	116	N	Fordham	70 78
				32	H	Ohio	75 90	55	A	Butler	47 64	120	A	Western Ky.	86 83
				42	A	Miami (OH)	57 60	69	A	Missouri St.	54 74	148	A	Akron	61 91
				44	A	Buffalo	65 77	73	H	Purdue	38 80	196	H	Vanderbilt	43 60
				44	H	Buffalo	58 97	80	A	Toledo	58 65	204	A	Eastern Mich.	53 56
								80	H	Toledo	62 63	217	H	Bowling Green	77 70
								81	H	Cincinnati	75 63	269	H	Western Mich.	62 65
								83	H	Kent St.	48 44	285	H	Cleveland St.	67 62
								84	N	Duke	62 79	297	H	Tennessee St.	90 51
								98	H	Northern Ill.	83 93				
LAST 12 Division I GAMES:															
23	A	Central Mich.	63 81	98	H	Northern Ill.	83 93								
52	N	Quinnipiac	66 69	44	H	Buffalo	58 97								
84	N	Duke	62 79	32	A	Ohio	62 94								
80	H	Toledo	62 63	269	H	Western Mich.	62 65								
204	A	Eastern Mich.	53 56	83	H	Kent St.	48 44								
148	A	Akron	61 91	42	A	Miami (OH)	57 60								

Non-Div I Games: Urbana 99 62

Ball St.

■ Loss, 
 ■ Non-Conf, 
 ■ S Site, 
 ■ H Home 
 ■ A Away 
 N Neutral

Through Games of Feb. 15, 1915										
Average RPI Win:	90	WON-LOST	WINNING	LAST 10	STRENGTH OF	OPP. STRENGTH	TEAM	ADJ.	CONF.	ADJ CONF.
Average RPI Loss:	4	RECORD	PCT. RANK	GAMES	SCHEDULE	OF SCHEDULE	RPI	RPI	RPI	RPI
DIV. I ONLY	26- 1	1	1- 0	4	8	2	2	3	3	
DIV. I NON-CONF.	10- 1	17	0- 0	8	25	4	4	3	3	
-----										
TOTALS	RPI 1-25	RPI 26-50		W-L RECORDS		RPI 51-100	RPI 101-150	RPI 150+		
26- 1	5- 1	7- 0		OVERALL		2- 0	8- 0	4- 0		
14- 0	2- 0	3- 0		HOME		1- 0	4- 0	4- 0		
10- 1	3- 1	3- 0		AWAY		0- 0	4- 0	0- 0		
2- 0	0- 0	1- 0		NEUTRAL		1- 0	0- 0	0- 0		
10- 1	3- 1	1- 0		NON-CONFERENCE		1- 0	1- 0	4- 0		
6- 0	1- 0	0- 0		HOME		0- 0	1- 0	4- 0		
2- 1	2- 1	0- 0		AWAY		0- 0	0- 0	0- 0		
2- 0	0- 0	1- 0		NEUTRAL		1- 0	0- 0	0- 0		
16- 0	2- 0	6- 0		CONFERENCE		1- 0	7- 0	0- 0		
8- 0	1- 0	3- 0		HOME		1- 0	3- 0	0- 0		
8- 0	1- 0	3- 0		AWAY		0- 0	4- 0	0- 0		
0- 0	0- 0	0- 0		NEUTRAL		0- 0	0- 0	0- 0		

RPI 1-25				Team's RPI: 2		RPI 26-50				RPI 51-100				RPI 101+			
RPI	S	Opponent	Score	RPI	S	Opponent	Score	RPI	S	Opponent	Score	RPI	S	Opponent	Score		
4	A	Stanford	63 68	26	A	Texas	74 68	71	H	West Virginia	79 47	127	A	Oklahoma St.	66 58		
5	H	UConn	68 57	26	H	Texas	64 35	93	N	Georgetown	67 46	129	A	Oklahoma	74 53		
11	A	Iowa St.	73 60	29	N	South Dakota St.	72 66					129	H	Oklahoma	87 53		
11	H	Iowa St.	84 69	37	A	Kansas St.	71 48					131	H	Morehead St.	96 58		
15	A	South Carolina	94 69	37	H	Kansas St.	65 50					137	A	Texas Tech	73 56		
19	A	Arizona St.	65 59	49	A	TCU	79 55					137	H	Texas Tech	96 37		
				49	H	TCU	89 71					141	A	Kansas	94 68		
												141	H	Kansas	80 40		
												173	H	Nicholls St.	100 39		
												174	H	Southern U.	94 49		
												225	H	UTRGV	98 37		
												230	H	Saint Francis (PA)	116 58		
LAST 12 Division I GAMES:																	
				26	H	Texas	64 35	26	A	Texas	74 68						
				11	A	Iowa St.	73 60	137	H	Texas Tech	96 37						
				141	H	Kansas	80 40	127	A	Oklahoma St.	66 58						
				129	H	Oklahoma	87 53	129	A	Oklahoma	74 53						
				37	A	Kansas St.	71 48	11	H	Iowa St.	84 69						
				49	H	TCU	89 71	71	H	West Virginia	79 47						

Average RPI Win:	213	WON-LOST	WINNING	LAST 10	STRENGTH OF	OPP. STRENGTH	TEAM	ADJ.	CONF.	ADJ CONF.
Average RPI Loss:	65	RECORD	PCT. RANK	GAMES	SCHEDULE	OF SCHEDULE	RPI	RPI	RPI	RPI
DIV. I ONLY	22- 5	23	1- 0	185	144	60	60	22	22	
DIV. I NON-CONF.	7- 4	108	0- 0	95	10	50	50	22	22	
TOTALS	RPI 1-25	RPI 26-50	W-L RECORDS	RPI 51-100	RPI 101-150	RPI 150+				
22- 5	0- 1	0- 2	OVERALL	2- 1	3- 0	17- 1				
11- 2	0- 0	0- 0	HOME	0- 1	2- 0	9- 1				
11- 3	0- 1	0- 2	AWAY	2- 0	1- 0	8- 0				
0- 0	0- 0	0- 0	NEUTRAL	0- 0	0- 0	0- 0				
7- 4	0- 1	0- 2	NON-CONFERENCE	2- 1	0- 0	5- 0				
3- 1	0- 0	0- 0	HOME	0- 1	0- 0	3- 0				
4- 3	0- 1	0- 2	AWAY	2- 0	0- 0	2- 0				
0- 0	0- 0	0- 0	NEUTRAL	0- 0	0- 0	0- 0				
15- 1	0- 0	0- 0	CONFERENCE	0- 0	3- 0	12- 1				
8- 1	0- 0	0- 0	HOME	0- 0	2- 0	6- 1				
7- 0	0- 0	0- 0	AWAY	0- 0	1- 0	6- 0				
0- 0	0- 0	0- 0	NEUTRAL	0- 0	0- 0	0- 0				

RPI 1-25				RPI 26-50				RPI 51-100 Team's RPI: 60				RPI 101+			
RPI	S	Opponent	Score	RPI	S	Opponent	Score	RPI	S	Opponent	Score	RPI	S	Opponent	Score
8	A	NC State	62 77	41	A	Clemson	62 65	61	A	Middle Tenn.	45 38	131	A	Morehead St.	77 57
				43	A	Tennessee	76 84	64	A	Wright St.	79 63	131	H	Morehead St.	77 50
								80	H	Toledo	69 78	133	H	UT Martin	100 86
												154	A	Tennessee Tech	99 67
												154	H	Tennessee Tech	72 77
												157	H	Tulsa	78 53
												163	A	Chattanooga	67 51
												175	H	Arkansas St.	74 55
												199	A	Jacksonville St.	64 41
												199	H	Jacksonville St.	66 52
												233	H	Southeast Mo. St.	91 57
												241	H	SIUE	87 54
												251	A	Northern Ky.	71 53
												260	A	Austin Peay	80 62
												267	A	Murray St.	65 58
												295	H	Eastern Ill.	98 57
												297	A	Tennessee St.	89 65
												297	H	Tennessee St.	80 46
												318	H	Lipscomb	83 43
												327	A	Eastern Ky.	87 52
												327	H	Eastern Ky.	69 43
LAST 12 Division I GAMES:															
241	H	SIUE	87 54	133	H	UT Martin	100 86								
295	H	Eastern Ill.	98 57	233	H	Southeast Mo. St.	91 57								
154	A	Tennessee Tech	99 67	260	A	Austin Peay	80 62								
297	A	Tennessee St.	89 65	267	A	Murray St.	65 58								
131	A	Morehead St.	77 57	297	H	Tennessee St.	80 46								
327	A	Eastern Ky.	87 52	199	A	Jacksonville St.	64 41								

Non-Div I Games:

Belmont

Average RPI Win:	<b>297</b>	WON-LOST	WINNING	LAST 10	STRENGTH OF	OPP. STRENGTH	TEAM	ADJ.	CONF.	ADJ CONF.
Average RPI Loss:	<b>195</b>	RECORD	PCT. RANK	GAMES	SCHEDULE	OF SCHEDULE	RPI	RPI	RPI	RPI
DIV. I ONLY	<b>15- 9</b>	<b>108</b>	<b>1- 0</b>	<b>344</b>	<b>332</b>	<b>206</b>	<b>206</b>	<b>32</b>	<b>32</b>	
DIV. I NON-CONF.	<b>5- 5</b>	<b>162</b>	<b>0- 0</b>	<b>320</b>	<b>178</b>	<b>218</b>	<b>218</b>	<b>32</b>	<b>32</b>	
TOTALS	RPI 1-25	RPI 26-50	W-L RECORDS	RPI 51-100	RPI 101-150	RPI 150+				
15- 9	0- 0	0- 0	OVERALL	0- 0	0- 3	15- 6				
7- 2	0- 0	0- 0	HOME	0- 0	0- 0	7- 2				
7- 7	0- 0	0- 0	AWAY	0- 0	0- 3	7- 4				
1- 0	0- 0	0- 0	NEUTRAL	0- 0	0- 0	1- 0				
5- 5	0- 0	0- 0	NON-CONFERENCE	0- 0	0- 3	5- 2				
3- 0	0- 0	0- 0	HOME	0- 0	0- 0	3- 0				
1- 5	0- 0	0- 0	AWAY	0- 0	0- 3	1- 2				
1- 0	0- 0	0- 0	NEUTRAL	0- 0	0- 0	1- 0				
10- 4	0- 0	0- 0	CONFERENCE	0- 0	0- 0	10- 4				
4- 2	0- 0	0- 0	HOME	0- 0	0- 0	4- 2				
6- 2	0- 0	0- 0	AWAY	0- 0	0- 0	6- 2				
0- 0	0- 0	0- 0	NEUTRAL	0- 0	0- 0	0- 0				

RPI 1-25			RPI 26-50			RPI 51-100			RPI 101+ Team's RPI: 206		
RPI	S	Opponent	Score	RPI	S	Opponent	Score	RPI	S	Opponent	Score
								117	A	Charlotte	69 <b>73</b>
								132	A	South Fla.	39 <b>88</b>
								134	A	Georgia St.	57 <b>62</b>
								192	H	N.C. A&T	48 <b>72</b>
								193	H	UMES	52 <b>64</b>
								216	H	Liberty	81 76
								220	A	Florida	53 <b>64</b>
								223	A	Howard	40 <b>61</b>
								223	H	Howard	76 63
								231	A	Jacksonville	58 56
								264	A	Norfolk St.	50 <b>57</b>
								264	H	Norfolk St.	65 58
								268	H	North Florida	76 60
								283	A	Ga. Southern	76 <b>77</b>
								293	N	Kennesaw St.	64 61
								301	A	South Carolina St.	69 64
								307	A	Morgan St.	73 69
								315	H	FIU	68 57
								328	A	Coppin St.	71 65
								339	A	N.C. Central	67 50
								339	H	N.C. Central	72 54
								342	H	Delaware St.	67 55
								347	A	Florida A&M	52 50
								349	A	Savannah St.	68 47
LAST 12 Division I GAMES:											
347	A	Florida A&M	52 50	339	H	N.C. Central	72 54				
349	A	Savannah St.	68 47	328	A	Coppin St.	71 65				
301	A	South Carolina St.	69 64	307	A	Morgan St.	73 69				
223	H	Howard	76 63	193	H	UMES	52 <b>64</b>				
264	H	Norfolk St.	65 58	342	H	Delaware St.	67 55				
192	H	N.C. A&T	48 <b>72</b>	264	A	Norfolk St.	50 <b>57</b>				

Non-Div I Games: Flagler 74 59 Edward Waters 73 46

Bethune-Cookman

Loss, Non-Conf, S Site, H Home A Away N Neutral



Binghamton

Through Games Of Feb. 25, 2019

Average RPI Win:	282	WON-LOST	WINNING	LAST 10	STRENGTH OF	OPP. STRENGTH	TEAM	ADJ.	CONF.	ADJ CONF.
Average RPI Loss:	173	RECORD	PCT. RANK	GAMES	SCHEDULE	OF SCHEDULE	RPI	RPI	RPI	RPI
DIV. I ONLY	10- 15	230	1- 0	224	270	247	247	23	23	
DIV. I NON-CONF.	3- 8	267	0- 0	107	223	249	249	25	25	
TOTALS	RPI 1-25	RPI 26-50	W-L RECORDS	RPI 51-100	RPI 101-150	RPI 150+				
10- 15	0- 2	0- 1	OVERALL	0- 1	1- 1	9- 10				
6- 6	0- 0	0- 0	HOME	0- 0	1- 1	5- 5				
4- 9	0- 2	0- 1	AWAY	0- 1	0- 0	4- 5				
0- 0	0- 0	0- 0	NEUTRAL	0- 0	0- 0	0- 0				
3- 8	0- 2	0- 1	NON-CONFERENCE	0- 0	0- 1	3- 4				
3- 2	0- 0	0- 0	HOME	0- 0	0- 1	3- 1				
0- 6	0- 2	0- 1	AWAY	0- 0	0- 0	0- 3				
0- 0	0- 0	0- 0	NEUTRAL	0- 0	0- 0	0- 0				
7- 7	0- 0	0- 0	CONFERENCE	0- 1	1- 0	6- 6				
3- 4	0- 0	0- 0	HOME	0- 0	1- 0	2- 4				
4- 3	0- 0	0- 0	AWAY	0- 1	0- 0	4- 2				
0- 0	0- 0	0- 0	NEUTRAL	0- 0	0- 0	0- 0				

RPI 1-25				RPI 26-50				RPI 51-100				RPI 101+ Team's RPI: 247			
RPI	S	Opponent	Score	RPI	S	Opponent	Score	RPI	S	Opponent	Score	RPI	S	Opponent	Score
1	A	Notre Dame	53 103	32	A	Ohio	49 86	58	A	Maine	66 95	113	H	Hartford	73 62
10	A	Marquette	40 93									139	H	Lehigh	55 65
												152	A	Stony Brook	53 68
												152	H	Stony Brook	56 65
												179	H	Rider	57 62
												201	A	Dartmouth	39 63
												222	H	Cornell	72 61
												249	A	Albany (NY)	56 61
												249	H	Albany (NY)	62 71
												261	A	Niagara	72 79
												273	H	Army West Point	60 47
												281	A	Vermont	59 50
												281	H	Vermont	57 58
												310	A	New Hampshire	71 62
												310	H	New Hampshire	53 54
												312	A	UMBC	58 46
												312	H	UMBC	67 45
												324	A	UMass Lowell	70 50
												324	H	UMass Lowell	58 53
												326	A	Lafayette	50 59
												348	H	Fairleigh Dickinson	73 54
LAST 12 Division I GAMES:															
281	A	Vermont	59 50	113	H	Hartford	73 62								
324	H	UMass Lowell	58 53	58	A	Maine	66 95								
312	A	UMBC	58 46	324	A	UMass Lowell	70 50								
310	H	New Hampshire	53 54	281	H	Vermont	57 58								
152	A	Stony Brook	53 68	312	H	UMBC	67 45								
249	H	Albany (NY)	62 71	152	H	Stony Brook	56 65								

Non-Div I Games: Charleston (WV) 69 62 Caldwell 73 54

Binghamton

Loss, Non-Conf, S Site, H Home A Away N Neutral

Average RPI Win:	196	WON-LOST	WINNING	LAST 10	STRENGTH OF	OPP. STRENGTH	TEAM	ADJ.	CONF.	ADJ CONF.
Average RPI Loss:	96	RECORD	PCT. RANK	GAMES	SCHEDULE	OF SCHEDULE	RPI	RPI	RPI	RPI
DIV. I ONLY	19- 4	18	1- 0	209	100	57	57	15	15	
DIV. I NON-CONF.	7- 2	58	1- 0	165	22	62	62	13	13	
TOTALS	RPI 1-25	RPI 26-50	W-L RECORDS	RPI 51-100	RPI 101-150	RPI 150+				
19- 4	0- 1	1- 1	OVERALL	2- 0	3- 1	13- 1				
10- 1	0- 1	1- 0	HOME	0- 0	2- 0	7- 0				
6- 3	0- 0	0- 1	AWAY	0- 0	1- 1	5- 1				
3- 0	0- 0	0- 0	NEUTRAL	2- 0	0- 0	1- 0				
7- 2	0- 1	0- 0	NON-CONFERENCE	2- 0	1- 1	4- 0				
3- 1	0- 1	0- 0	HOME	0- 0	1- 0	2- 0				
1- 1	0- 0	0- 0	AWAY	0- 0	0- 1	1- 0				
3- 0	0- 0	0- 0	NEUTRAL	2- 0	0- 0	1- 0				
12- 2	0- 0	1- 1	CONFERENCE	0- 0	2- 0	9- 1				
7- 0	0- 0	1- 0	HOME	0- 0	1- 0	5- 0				
5- 2	0- 0	0- 1	AWAY	0- 0	1- 0	4- 1				
0- 0	0- 0	0- 0	NEUTRAL	0- 0	0- 0	0- 0				

RPI 1-25			RPI 26-50			RPI 51-100			Team's RPI: 57	RPI 101+		
RPI	S	Opponent	Score	RPI	S	Opponent	Score	RPI	S	Opponent	Score	
3	H	Louisville	55 74	46	A	Wyoming	52 64	88	N	Idaho	91 85	110 A Fresno St. 72 60
				46	H	Wyoming	72 64	91	N	UNI	61 60	110 H Fresno St. 83 76
												145 A Washington St. 71 95
												150 H CSUN 74 63
												158 A Washington 73 69
												187 H Eastern Wash. 67 55
												189 A Utah St. 68 81
												200 A UNLV 64 57
												218 A Nevada 75 74
												218 H Nevada 80 65
												226 A San Diego St. 69 66
												226 H San Diego St. 91 67
												230 N Saint Francis (PA) 78 64
												276 H Colorado St. 70 57
												286 H Southern Utah 88 53
												291 H Air Force 79 48
												309 A San Jose St. 83 69
												309 H San Jose St. 99 68
LAST 12 Division I GAMES:												
158	A	Washington	73 69	218	H	Nevada	80 65					
189	A	Utah St.	68 81	276	H	Colorado St.	70 57					
226	H	San Diego St.	91 67	46	A	Wyoming	52 64					
110	H	Fresno St.	83 76	291	H	Air Force	79 48					
309	A	San Jose St.	83 69	110	A	Fresno St.	72 60					
200	A	UNLV	64 57	218	A	Nevada	75 74					

Non-Div I Games: Southern Ore. 91 46 Northwest Chrst. 93 26

Boise St.

■ Loss, 
 ■ Non-Conf, S Site, 
 ■ Home 
 ■ Away 
 N Neutral

Average RPI Win:	200	WON-LOST	WINNING	LAST 10	STRENGTH OF	OPP. STRENGTH	TEAM	ADJ.	CONF.	ADJ CONF.
Average RPI Loss:	40	RECORD	PCT. RANK	GAMES	SCHEDULE	OF SCHEDULE	RPI	RPI	RPI	RPI
DIV. I ONLY	14- 14	170	1- 0	52	43	114	114	1	1	
DIV. I NON-CONF.	11- 2	32	1- 0	223	305	101	101	1	1	
TOTALS	RPI 1-25	RPI 26-50	W-L RECORDS	RPI 51-100	RPI 101-150	RPI 150+				
14- 14	0- 7	0- 3	OVERALL	2- 2	2- 2	10- 0				
8- 8	0- 3	0- 2	HOME	1- 1	0- 2	7- 0				
4- 6	0- 4	0- 1	AWAY	1- 1	2- 0	1- 0				
2- 0	0- 0	0- 0	NEUTRAL	0- 0	0- 0	2- 0				
11- 2	0- 0	0- 0	NON-CONFERENCE	1- 0	0- 2	10- 0				
7- 2	0- 0	0- 0	HOME	0- 0	0- 2	7- 0				
2- 0	0- 0	0- 0	AWAY	1- 0	0- 0	1- 0				
2- 0	0- 0	0- 0	NEUTRAL	0- 0	0- 0	2- 0				
3- 12	0- 7	0- 3	CONFERENCE	1- 2	2- 0	0- 0				
1- 6	0- 3	0- 2	HOME	1- 1	0- 0	0- 0				
2- 6	0- 4	0- 1	AWAY	0- 1	2- 0	0- 0				
0- 0	0- 0	0- 0	NEUTRAL	0- 0	0- 0	0- 0				

RPI 1-25				RPI 26-50				RPI 51-100				RPI 101+ Team's RPI: 114			
RPI	S	Opponent	Score	RPI	S	Opponent	Score	RPI	S	Opponent	Score	RPI	S	Opponent	Score
1	A	Notre Dame	63 92	31	A	North Carolina	78 93	62	H	Virginia Tech	86 95	106	H	Minnesota	69 77
1	H	Notre Dame	47 97	40	H	Georgia Tech	76 81	84	H	Duke	92 90	111	H	Providence	57 61
3	A	Louisville	51 87	41	H	Clemson	58 91	90	A	Houston	64 57	125	A	Pittsburgh	59 55
8	H	NC State	69 85					99	A	Virginia	77 79	128	A	Wake Forest	65 64
12	A	Syracuse	69 96									155	H	Boston U.	78 51
18	A	Miami (FL)	73 76									179	N	Rider	112 61
20	H	Florida St.	71 91									185	H	Holy Cross	89 63
												201	H	Dartmouth	99 68
												219	H	Campbell	76 56
												236	H	Columbia	74 60
												262	A	Rhode Island	88 64
												296	N	Loyola Maryland	73 47
												298	H	Bryant	83 46
												340	H	Saint Peter's	89 57
LAST 12 Division I GAMES:															
179	N	Rider	112 61	99	A	Virginia	77 79	62	H	Virginia Tech	86 95				
3	A	Louisville	51 87	84	H	Duke	92 90	18	A	Miami (FL)	73 76				
31	A	North Carolina	78 93	1	A	Notre Dame	63 92	20	H	Florida St.	71 91				
41	H	Clemson	58 91												
1	H	Notre Dame	47 97												
12	A	Syracuse	69 96												

Non-Div I Games:

Boston College

■ Loss, 
 ■ Non-Conf, S Site, 
 ■ Home 
 ■ Away 
 N Neutral

Average RPI Win: <b>229</b>	WON-LOST	WINNING	LAST 10	STRENGTH OF	OPP. STRENGTH	TEAM	ADJ.	CONF.	ADJ CONF.
Average RPI Loss: <b>142</b>	RECORD	PCT. RANK	GAMES	SCHEDULE	OF SCHEDULE	RPI	RPI	RPI	RPI
DIV. I ONLY	<b>13- 12</b>	<b>160</b>	<b>1- 0</b>	<b>145</b>	<b>231</b>	<b>155</b>	<b>155</b>	<b>18</b>	<b>18</b>
DIV. I NON-CONF.	<b>4- 6</b>	<b>212</b>	<b>0- 0</b>	<b>235</b>	<b>211</b>	<b>237</b>	<b>237</b>	<b>21</b>	<b>21</b>
TOTALS	RPI 1-25	RPI 26-50	W-L RECORDS	RPI 51-100	RPI 101-150	RPI 150+			
13- 12	0- 0	0- 0	OVERALL	1- 4	3- 3	9- 5			
7- 4	0- 0	0- 0	HOME	0- 2	2- 0	5- 2			
6- 8	0- 0	0- 0	AWAY	1- 2	1- 3	4- 3			
0- 0	0- 0	0- 0	NEUTRAL	0- 0	0- 0	0- 0			
4- 6	0- 0	0- 0	NON-CONFERENCE	0- 1	1- 3	3- 2			
4- 0	0- 0	0- 0	HOME	0- 0	1- 0	3- 0			
0- 6	0- 0	0- 0	AWAY	0- 1	0- 3	0- 2			
0- 0	0- 0	0- 0	NEUTRAL	0- 0	0- 0	0- 0			
9- 6	0- 0	0- 0	CONFERENCE	1- 3	2- 0	6- 3			
3- 4	0- 0	0- 0	HOME	0- 2	1- 0	2- 2			
6- 2	0- 0	0- 0	AWAY	1- 1	1- 0	4- 1			
0- 0	0- 0	0- 0	NEUTRAL	0- 0	0- 0	0- 0			

RPI 1-25				RPI 26-50				RPI 51-100				RPI 101+ Team's RPI: 155			
RPI	S	Opponent	Score	RPI	S	Opponent	Score	RPI	S	Opponent	Score	RPI	S	Opponent	Score
								54	A	Bucknell	70 62	112	A	Northeastern	51 81
								54	H	Bucknell	58 62	114	A	Boston College	51 78
								77	A	American	48 50	136	A	Marist	57 68
								77	H	American	51 64	139	A	Lehigh	52 48
								79	A	Harvard	47 67	139	H	Lehigh	58 45
												149	H	Delaware	72 61
												185	A	Holy Cross	69 75
												185	H	Holy Cross	61 64
												201	A	Dartmouth	44 64
												227	A	Massachusetts	55 66
												237	A	Navy	49 35
												237	H	Navy	66 55
												252	A	Colgate	61 53
												252	H	Colgate	72 81
												272	H	Brown	72 51
												273	H	Army West Point	63 51
												296	A	Loyola Maryland	64 62
												298	H	Bryant	67 65
												310	H	New Hampshire	60 39
												326	A	Lafayette	47 44
LAST 12 Division I GAMES:															
237	H	Navy	66 55	326	A	Lafayette	47 44								
77	A	American	48 50	237	A	Navy	49 35								
185	H	Holy Cross	61 64	77	H	American	51 64								
252	A	Colgate	61 53	185	A	Holy Cross	69 75								
139	A	Lehigh	52 48	252	H	Colgate	72 81								
54	H	Bucknell	58 62	139	H	Lehigh	58 45								

Non-Div I Games:

Boston U.

■ Loss, 
 ■ Non-Conf, 
 ■ S Site, 
 ■ H Home 
 ■ A Away 
 N Neutral

## Bowling Green

Through Games Of Feb. 25, 2019

Average RPI Win:	231	WON-LOST	WINNING	LAST 10	STRENGTH OF	OPP. STRENGTH	TEAM	ADJ.	CONF.	ADJ CONF.
Average RPI Loss:	115	RECORD	PCT. RANK	GAMES	SCHEDULE	OF SCHEDULE	RPI	RPI	RPI	RPI
DIV. I ONLY	7- 17	278	0- 1	76	166	217	217	7	7	
DIV. I NON-CONF.	6- 4	125	0- 0	217	328	150	150	9	9	
TOTALS	RPI 1-25	RPI 26-50	W-L RECORDS	RPI 51-100	RPI 101-150	RPI 150+				
7- 17	0- 1	1- 4	OVERALL	0- 5	0- 1	6- 6				
5- 6	0- 1	1- 2	HOME	0- 2	0- 0	4- 1				
2- 10	0- 0	0- 2	AWAY	0- 3	0- 1	2- 4				
0- 1	0- 0	0- 0	NEUTRAL	0- 0	0- 0	0- 1				
6- 4	0- 0	0- 1	NON-CONFERENCE	0- 0	0- 0	6- 3				
4- 0	0- 0	0- 0	HOME	0- 0	0- 0	4- 0				
2- 3	0- 0	0- 1	AWAY	0- 0	0- 0	2- 2				
0- 1	0- 0	0- 0	NEUTRAL	0- 0	0- 0	0- 1				
1- 13	0- 1	1- 3	CONFERENCE	0- 5	0- 1	0- 3				
1- 6	0- 1	1- 2	HOME	0- 2	0- 0	0- 1				
0- 7	0- 0	0- 1	AWAY	0- 3	0- 1	0- 2				
0- 0	0- 0	0- 0	NEUTRAL	0- 0	0- 0	0- 0				

RPI 1-25				RPI 26-50				RPI 51-100				RPI 101+				Team's RPI: 217	
RPI	S	Opponent	Score	RPI	S	Opponent	Score	RPI	S	Opponent	Score	RPI	S	Opponent	Score		
23	H	Central Mich.	54 92	32	H	Ohio	79 82	80	A	Toledo	56 76	148	A	Akron	71 74		
				39	A	Michigan St.	69 99	80	H	Toledo	65 79	153	N	Mercer	63 76		
				42	A	Miami (OH)	62 75	83	A	Kent St.	73 77	162	A	Coastal Caro.	80 81		
				42	H	Miami (OH)	75 82	98	A	Northern Ill.	47 88	186	A	Xavier	49 65		
				44	H	Buffalo	78 72	98	H	Northern Ill.	52 66	198	H	Robert Morris	61 60		
												202	H	Marshall	99 76		
												204	A	Eastern Mich.	74 81		
												212	A	Ball St.	70 77		
												244	H	Loyola Chicago	88 74		
												269	H	Western Mich.	82 84		
												282	A	Canisius	74 53		
												314	A	Valparaiso	79 72		
												333	H	Detroit Mercy	79 73		
LAST 12 Division I GAMES:																	
				42	A	Miami (OH)	62 75	23	H	Central Mich.	54 92						
				83	A	Kent St.	73 77	32	H	Ohio	79 82						
				44	H	Buffalo	78 72	204	A	Eastern Mich.	74 81						
				42	H	Miami (OH)	75 82	80	H	Toledo	65 79						
				98	A	Northern Ill.	47 88	98	H	Northern Ill.	52 66						
				80	A	Toledo	56 76	148	A	Akron	71 74						

Non-Div I Games: Davis &amp; Elkins 63 28

Bowling Green

■ Loss, 
 ■ Non-Conf, 
 ■ S Site, 
 ■ H Home 
 ■ A Away 
 N Neutral

## Bradley

Through Games Of Feb. 25, 2019

Average RPI Win:	249	WON-LOST	WINNING	LAST 10	STRENGTH OF	OPP. STRENGTH	TEAM	ADJ.	CONF.	ADJ CONF.
Average RPI Loss:	113	RECORD	PCT. RANK	GAMES	SCHEDULE	OF SCHEDULE	RPI	RPI	RPI	RPI
DIV. I ONLY	17- 7	62	1- 0	315	183	156	156	13	13	
DIV. I NON-CONF.	9- 1	29	1- 0	348	265	153	153	15	15	
TOTALS	RPI 1-25	RPI 26-50	W-L RECORDS	RPI 51-100	RPI 101-150	RPI 150+				
17- 7	0- 1	0- 0	OVERALL	0- 4	1- 0	16- 2				
9- 3	0- 1	0- 0	HOME	0- 2	0- 0	9- 0				
7- 4	0- 0	0- 0	AWAY	0- 2	0- 0	7- 2				
1- 0	0- 0	0- 0	NEUTRAL	0- 0	1- 0	0- 0				
9- 1	0- 0	0- 0	NON-CONFERENCE	0- 1	1- 0	8- 0				
5- 0	0- 0	0- 0	HOME	0- 0	0- 0	5- 0				
3- 1	0- 0	0- 0	AWAY	0- 1	0- 0	3- 0				
1- 0	0- 0	0- 0	NEUTRAL	0- 0	1- 0	0- 0				
8- 6	0- 1	0- 0	CONFERENCE	0- 3	0- 0	8- 2				
4- 3	0- 1	0- 0	HOME	0- 2	0- 0	4- 0				
4- 3	0- 0	0- 0	AWAY	0- 1	0- 0	4- 2				
0- 0	0- 0	0- 0	NEUTRAL	0- 0	0- 0	0- 0				

RPI 1-25				RPI 26-50				RPI 51-100				RPI 101+ Team's RPI: 156			
RPI	S	Opponent	Score	RPI	S	Opponent	Score	RPI	S	Opponent	Score	RPI	S	Opponent	Score
24	H	Drake	63 92					69	A	Missouri St.	60 82	149	N	Delaware	59 47
								69	H	Missouri St.	56 68	151	A	Southern Ill.	55 62
								73	A	Purdue	61 74	151	H	Southern Ill.	58 53
								91	H	UNI	78 81	160	A	Illinois St.	79 68
												160	H	Illinois St.	75 65
												188	A	Indiana St.	61 45
												188	H	Indiana St.	81 80
												233	H	Southeast Mo. St.	85 79
												238	H	Western Ill.	82 68
												244	A	Loyola Chicago	69 56
												285	A	Cleveland St.	67 65
												295	H	Eastern Ill.	67 64
												304	A	Fla. Atlantic	80 59
												308	H	Oakland	73 64
												314	A	Valparaiso	73 76
												322	A	Omaha	80 60
												332	A	Evansville	75 68
												332	H	Evansville	81 63
												350	H	Chicago St.	89 59
LAST 12 Division I GAMES:															
304	A	Fla. Atlantic	80 59	244	A	Loyola Chicago	69 56								
160	H	Illinois St.	75 65	314	A	Valparaiso	73 76								
69	A	Missouri St.	60 82	160	A	Illinois St.	79 68								
151	A	Southern Ill.	55 62	151	H	Southern Ill.	58 53								
332	H	Evansville	81 63	69	H	Missouri St.	56 68								
188	H	Indiana St.	81 80	188	A	Indiana St.	61 45								

Non-Div I Games: Rockhurst 83 40

Bradley

■ Loss, 
 ■ Non-Conf, 
 ■ S Site, 
 ■ H Home 
 ■ A Away 
 N Neutral

Average RPI Win:	267	WON-LOST	WINNING	LAST 10	STRENGTH OF	OPP. STRENGTH	TEAM	ADJ.	CONF.	ADJ CONF.
Average RPI Loss:	144	RECORD	PCT. RANK	GAMES	SCHEDULE	OF SCHEDULE	RPI	RPI	RPI	RPI
DIV. I ONLY	7- 17	278	0- 1	192	211	272	272	11	11	
DIV. I NON-CONF.	6- 8	199	0- 1	271	293	233	233	11	11	
TOTALS	RPI 1-25	RPI 26-50	W-L RECORDS	RPI 51-100	RPI 101-150	RPI 150+				
7- 17	0- 0	0- 1	OVERALL	0- 7	1- 1	6- 8				
4- 6	0- 0	0- 0	HOME	0- 2	1- 0	3- 4				
2- 11	0- 0	0- 1	AWAY	0- 5	0- 1	2- 4				
1- 0	0- 0	0- 0	NEUTRAL	0- 0	0- 0	1- 0				
6- 8	0- 0	0- 1	NON-CONFERENCE	0- 3	0- 0	6- 4				
3- 2	0- 0	0- 0	HOME	0- 1	0- 0	3- 1				
2- 6	0- 0	0- 1	AWAY	0- 2	0- 0	2- 3				
1- 0	0- 0	0- 0	NEUTRAL	0- 0	0- 0	1- 0				
1- 9	0- 0	0- 0	CONFERENCE	0- 4	1- 1	0- 4				
1- 4	0- 0	0- 0	HOME	0- 1	1- 0	0- 3				
0- 5	0- 0	0- 0	AWAY	0- 3	0- 1	0- 1				
0- 0	0- 0	0- 0	NEUTRAL	0- 0	0- 0	0- 0				

RPI S	Opponent	Score	RPI S	Opponent	Score	RPI S	Opponent	Score	RPI S	Opponent	Score	Team's RPI: 272
27	A Rutgers	52 73	54	H Bucknell	78 91	115	A Yale	72 84				
			58	A Maine	96 102	115	H Yale	86 71				
			63	A Penn	43 83	155	A Boston U.	51 72				
			76	A Princeton	74 93	185	A Holy Cross	89 85				
			79	A Harvard	55 98	201	A Dartmouth	43 78				
			79	H Harvard	83 100	201	H Dartmouth	61 81				
			98	A Northern Ill.	102 109	222	H Cornell	53 65				
						227	H Massachusetts	61 90				
						236	H Columbia	81 83				
						262	A Rhode Island	67 72				
						292	H Fairfield	68 49				
						298	A Bryant	57 75				
						298	N Bryant	84 68				
						310	H New Hampshire	76 70				
						320	H Central Conn. St.	68 63				
						350	A Chicago St.	90 65				
LAST 12 Division I GAMES:												
262	A Rhode Island	67 72	63	A Penn	43 83							
201	A Dartmouth	43 78	79	H Harvard	83 100							
79	A Harvard	55 98	201	H Dartmouth	61 81							
236	H Columbia	81 83	115	A Yale	72 84							
222	H Cornell	53 65	115	H Yale	86 71							
76	A Princeton	74 93	27	A Rutgers	52 73							

Non-Div I Games: Johnson &amp; Wales (RI78 46 Adelphi 75 62

Brown

■ Loss, 
 ■ Non-Conf, 
 ■ S Site, 
 ■ H Home 
 ■ A Away 
 N Neutral

Average RPI Win:	<b>292</b>	WON-LOST	WINNING	LAST 10	STRENGTH OF	OPP. STRENGTH	TEAM	ADJ.	CONF.	ADJ CONF.
Average RPI Loss:	<b>199</b>	RECORD	PCT. RANK	GAMES	SCHEDULE	OF SCHEDULE	RPI	RPI	RPI	RPI
DIV. I ONLY	<b>9- 17</b>	<b>261</b>	<b>0- 1</b>	<b>300</b>	<b>323</b>	<b>298</b>	<b>298</b>	<b>31</b>	<b>31</b>	
DIV. I NON-CONF.	<b>2- 9</b>	<b>297</b>	<b>0- 1</b>	<b>225</b>	<b>222</b>	<b>298</b>	<b>298</b>	<b>31</b>	<b>31</b>	
TOTALS	RPI 1-25	RPI 26-50	W-L RECORDS	RPI 51-100	RPI 101-150	RPI 150+				
9- 17	0- 0	0- 0	OVERALL	0- 2	0- 3	9- 12				
6- 5	0- 0	0- 0	HOME	0- 1	0- 0	6- 4				
3- 10	0- 0	0- 0	AWAY	0- 1	0- 2	3- 7				
0- 2	0- 0	0- 0	NEUTRAL	0- 0	0- 1	0- 1				
2- 9	0- 0	0- 0	NON-CONFERENCE	0- 2	0- 3	2- 4				
1- 2	0- 0	0- 0	HOME	0- 1	0- 0	1- 1				
1- 5	0- 0	0- 0	AWAY	0- 1	0- 2	1- 2				
0- 2	0- 0	0- 0	NEUTRAL	0- 0	0- 1	0- 1				
7- 8	0- 0	0- 0	CONFERENCE	0- 0	0- 0	7- 8				
5- 3	0- 0	0- 0	HOME	0- 0	0- 0	5- 3				
2- 5	0- 0	0- 0	AWAY	0- 0	0- 0	2- 5				
0- 0	0- 0	0- 0	NEUTRAL	0- 0	0- 0	0- 0				

RPI S	Opponent	Score	RPI S	Opponent	Score	RPI S	Opponent	Score	RPI S	Opponent	Score	Team's RPI: 298
						58	H Maine	57 <b>74</b>	111	N Providence	64 <b>72</b>	
						71	A West Virginia	48 <b>94</b>	113	A Hartford	57 <b>67</b>	
									114	A Boston College	46 <b>83</b>	
									155	A Boston U.	65 <b>67</b>	
									185	H Holy Cross	62 <b>81</b>	
									198	A Robert Morris	56 <b>59</b>	
									198	H Robert Morris	57 <b>60</b>	
									215	A Sacred Heart	48 <b>49</b>	
									215	H Sacred Heart	57 <b>67</b>	
									230	A Saint Francis (PA)	66 <b>78</b>	
									230	H Saint Francis (PA)	66 63	
									239	A Mt. St. Mary's	73 68	
									239	H Mt. St. Mary's	77 59	
									263	H St. Francis Brooklyn	55 <b>60</b>	
									272	H Brown	75 57	
									272	N Brown	68 <b>84</b>	
									310	A New Hampshire	74 <b>79</b>	
									311	A Wagner	84 69	
									320	A Central Conn. St.	65 <b>66</b>	
									320	H Central Conn. St.	72 60	
									324	A UMass Lowell	58 57	
									346	H LIU Brooklyn	69 62	
									348	A Fairleigh Dickinson	53 <b>63</b>	
									348	H Fairleigh Dickinson	68 48	
LAST 12 Division I GAMES:												
			111	N Providence	64 <b>72</b>		198	A Robert Morris	56 <b>59</b>			
			311	A Wagner	84 69		320	A Central Conn. St.	65 <b>66</b>			
			239	H Mt. St. Mary's	77 59		348	A Fairleigh Dickinson	53 <b>63</b>			
			348	H Fairleigh Dickinson	68 48		320	H Central Conn. St.	72 60			
			215	H Sacred Heart	57 <b>67</b>		230	H Saint Francis (PA)	66 63			
			230	A Saint Francis (PA)	66 <b>78</b>		198	H Robert Morris	57 <b>60</b>			

Non-Div I Games:

Bryant



Average RPI Win: <b>223</b>	WON-LOST	WINNING	LAST 10	STRENGTH OF	OPP. STRENGTH	TEAM	ADJ.	CONF.	ADJ CONF.
Average RPI Loss: <b>86</b>	RECORD	PCT. RANK	GAMES	SCHEDULE	OF SCHEDULE	RPI	RPI	RPI	RPI
DIV. I ONLY	22- 5	23	0- 1	164	200	54	54	18	18
DIV. I NON-CONF.	9- 3	61	0- 0	117	150	35	35	21	21
TOTALS	RPI 1-25	RPI 26-50	W-L RECORDS	RPI 51-100	RPI 101-150	RPI 150+			
22- 5	0- 2	0- 0	OVERALL	2- 1	3- 0	17- 2			
10- 1	0- 0	0- 0	HOME	2- 0	2- 0	6- 1			
10- 4	0- 2	0- 0	AWAY	0- 1	1- 0	9- 1			
2- 0	0- 0	0- 0	NEUTRAL	0- 0	0- 0	2- 0			
9- 3	0- 2	0- 0	NON-CONFERENCE	1- 1	1- 0	7- 0			
4- 0	0- 0	0- 0	HOME	1- 0	1- 0	2- 0			
3- 3	0- 2	0- 0	AWAY	0- 1	0- 0	3- 0			
2- 0	0- 0	0- 0	NEUTRAL	0- 0	0- 0	2- 0			
13- 2	0- 0	0- 0	CONFERENCE	1- 0	2- 0	10- 2			
6- 1	0- 0	0- 0	HOME	1- 0	1- 0	4- 1			
7- 1	0- 0	0- 0	AWAY	0- 0	1- 0	6- 1			
0- 0	0- 0	0- 0	NEUTRAL	0- 0	0- 0	0- 0			

RPI 1-25				RPI 26-50				RPI 51-100				Team's RPI: 54	RPI 101+			
RPI	S	Opponent	Score	RPI	S	Opponent	Score	RPI	S	Opponent	Score		RPI	S	Opponent	Score
11	A	Iowa St.	61 86					52	H	Quinnipiac	75 58		122	H	Youngstown St.	73 68
12	A	Syracuse	56 70					66	A	Drexel	42 64		139	A	Lehigh	73 68
								77	H	American	71 56		139	H	Lehigh	71 53
													155	A	Boston U.	62 58
													155	H	Boston U.	62 70
													179	H	Rider	80 59
													185	A	Holy Cross	60 61
													185	H	Holy Cross	75 71
													227	N	Massachusetts	77 58
													235	A	Monmouth	70 32
													237	A	Navy	77 43
													242	A	St. Bonaventure	77 46
													252	A	Colgate	90 62
													252	H	Colgate	76 58
													272	A	Brown	91 78
													273	A	Army West Point	66 52
													292	N	Fairfield	77 54
													296	A	Loyola Maryland	75 57
													296	H	Loyola Maryland	87 55
													326	A	Lafayette	56 47
													326	H	Lafayette	75 43
													331	H	Iona	81 43
LAST 12 Division I GAMES:																
185	A	Holy Cross	60 61	237	A	Navy	77 43									
296	H	Loyola Maryland	87 55	185	H	Holy Cross	75 71									
252	H	Colgate	76 58	296	A	Loyola Maryland	75 57									
139	A	Lehigh	73 68	252	A	Colgate	90 62									
326	H	Lafayette	75 43	139	H	Lehigh	71 53									
155	A	Boston U.	62 58	326	A	Lafayette	56 47									

Non-Div I Games:

Bucknell

■ Loss, 
 ■ Non-Conf, 
 ■ S Site, 
 ■ H Home 
 ■ A Away 
 N Neutral

## Buffalo

Through Games Of Feb. 25, 2019

Average RPI Win:	175	WON-LOST	WINNING	LAST 10	STRENGTH OF	OPP. STRENGTH	TEAM	ADJ.	CONF.	ADJ CONF.
Average RPI Loss:	72	RECORD	PCT. RANK	GAMES	SCHEDULE	OF SCHEDULE	RPI	RPI	RPI	RPI
DIV. I ONLY	17- 8	74	0- 1	64	89	44	44	7	7	
DIV. I NON-CONF.	8- 3	72	0- 0	90	100	40	40	9	9	
TOTALS	RPI 1-25	RPI 26-50	W-L RECORDS	RPI 51-100	RPI 101-150	RPI 150+				
17- 8	0- 4	2- 1	OVERALL	4- 0	1- 2	10- 1				
7- 3	0- 2	0- 1	HOME	3- 0	1- 0	3- 0				
8- 5	0- 2	1- 0	AWAY	0- 0	0- 2	7- 1				
2- 0	0- 0	1- 0	NEUTRAL	1- 0	0- 0	0- 0				
8- 3	0- 2	1- 0	NON-CONFERENCE	1- 0	0- 1	6- 0				
2- 1	0- 1	0- 0	HOME	0- 0	0- 0	2- 0				
4- 2	0- 1	0- 0	AWAY	0- 0	0- 1	4- 0				
2- 0	0- 0	1- 0	NEUTRAL	1- 0	0- 0	0- 0				
9- 5	0- 2	1- 1	CONFERENCE	3- 0	1- 1	4- 1				
5- 2	0- 1	0- 1	HOME	3- 0	1- 0	1- 0				
4- 3	0- 1	1- 0	AWAY	0- 0	0- 1	3- 1				
0- 0	0- 0	0- 0	NEUTRAL	0- 0	0- 0	0- 0				

RPI 1-25				RPI 26-50				Team's RPI: 44	RPI 51-100				RPI 101+			
RPI	S	Opponent	Score	RPI	S	Opponent	Score		RPI	S	Opponent	Score	RPI	S	Opponent	Score
4	H	Stanford	55 62	29	N	South Dakota St.	61 55		80	H	Toledo	73 63	123	A	Dayton	59 72
6	A	Oregon	82 102	32	H	Ohio	71 74		83	H	Kent St.	75 66	148	A	Akron	59 70
23	A	Central Mich.	65 76	42	A	Miami (OH)	66 59		93	N	Georgetown	73 64	148	H	Akron	91 72
23	H	Central Mich.	95 100						98	H	Northern Ill.	93 64	193	A	UMES	69 63
													201	A	Dartmouth	75 69
													204	A	Eastern Mich.	91 84
													212	A	Ball St.	97 58
													212	H	Ball St.	77 65
													217	A	Bowling Green	72 78
													242	H	St. Bonaventure	90 43
													261	H	Niagara	88 61
													269	A	Western Mich.	61 59
													282	A	Canisius	84 66
													320	A	Central Conn. St.	82 69
LAST 12 Division I GAMES:																
148	A	Akron	59 70	212	A	Ball St.	97 58									
23	H	Central Mich.	95 100	98	H	Northern Ill.	93 64									
217	A	Bowling Green	72 78	148	H	Akron	91 72									
83	H	Kent St.	75 66	269	A	Western Mich.	61 59									
80	H	Toledo	73 63	212	H	Ball St.	77 65									
23	A	Central Mich.	65 76	42	A	Miami (OH)	66 59									

Non-Div I Games:

Buffalo

■ Loss, 
 ■ Non-Conf, S Site, 
 ■ Home 
 ■ Away 
 N Neutral

Average RPI Win:	160	WON-LOST	WINNING	LAST 10	STRENGTH OF	OPP. STRENGTH	TEAM	ADJ.	CONF.	ADJ CONF.
Average RPI Loss:	68	RECORD	PCT. RANK	GAMES	SCHEDULE	OF SCHEDULE	RPI	RPI	RPI	RPI
DIV. I ONLY	20- 7	49	0- 1	106	69	55	55	6	6	
DIV. I NON-CONF.	10- 1	17	0- 0	269	186	57	57	5	5	
TOTALS	RPI 1-25	RPI 26-50	W-L RECORDS	RPI 51-100	RPI 101-150	RPI 150+				
20- 7	1- 3	0- 0	OVERALL	3- 1	6- 3	10- 0				
11- 3	0- 2	0- 0	HOME	0- 0	3- 1	8- 0				
7- 4	1- 1	0- 0	AWAY	2- 1	3- 2	1- 0				
2- 0	0- 0	0- 0	NEUTRAL	1- 0	0- 0	1- 0				
10- 1	0- 0	0- 0	NON-CONFERENCE	1- 1	1- 0	8- 0				
7- 0	0- 0	0- 0	HOME	0- 0	0- 0	7- 0				
1- 1	0- 0	0- 0	AWAY	0- 1	1- 0	0- 0				
2- 0	0- 0	0- 0	NEUTRAL	1- 0	0- 0	1- 0				
10- 6	1- 3	0- 0	CONFERENCE	2- 0	5- 3	2- 0				
4- 3	0- 2	0- 0	HOME	0- 0	3- 1	1- 0				
6- 3	1- 1	0- 0	AWAY	2- 0	2- 2	1- 0				
0- 0	0- 0	0- 0	NEUTRAL	0- 0	0- 0	0- 0				

RPI 1-25				RPI 26-50				RPI 51-100				Team's RPI: 55		RPI 101+			
RPI	S	Opponent	Score	RPI	S	Opponent	Score	RPI	S	Opponent	Score			RPI	S	Opponent	Score
10	A	Marquette	61 57					51	A	Indiana	46 66			104	A	St. John's (NY)	73 68
10	H	Marquette	58 87					53	A	Villanova	63 55			104	H	St. John's (NY)	66 45
25	A	DePaul	62 76					75	N	Ohio St.	66 53			105	A	Creighton	75 43
25	H	DePaul	78 86					93	A	Georgetown	59 50			105	H	Creighton	66 46
														111	A	Providence	68 74
														111	H	Providence	63 66
														140	A	Seton Hall	62 83
														140	H	Seton Hall	62 59
														148	A	Akron	63 47
														160	H	Illinois St.	58 56
														186	A	Xavier	63 41
														186	H	Xavier	63 38
														188	H	Indiana St.	72 49
														204	N	Eastern Mich.	73 63
														212	H	Ball St.	64 47
														238	H	Western Ill.	92 51
														267	H	Murray St.	86 65
														295	H	Eastern Ill.	72 37
														324	H	UMass Lowell	89 36
LAST 12 Division I GAMES:																	
25	A	DePaul	62 76	104	A	St. John's (NY)	73 68										
10	A	Marquette	61 57	10	H	Marquette	58 87										
111	H	Providence	63 66	25	H	DePaul	78 86										
105	H	Creighton	66 46	105	A	Creighton	75 43										
186	H	Xavier	63 38	111	A	Providence	68 74										
140	A	Seton Hall	62 83	186	A	Xavier	63 41										

Non-Div I Games:

Butler

■ Loss, 
■ Non-Conf, 
■ S Site, 
■ H Home 
■ A Away 
N Neutral

CSU Bakersfield

Through Games Of Feb. 25, 2019

Average RPI Win:	272	WON-LOST	WINNING	LAST 10	STRENGTH OF	OPP. STRENGTH	TEAM	ADJ.	CONF.	ADJ CONF.
Average RPI Loss:	213	RECORD	PCT. RANK	GAMES	SCHEDULE	OF SCHEDULE	RPI	RPI	RPI	RPI
DIV. I ONLY	9- 15	246	0- 1	302	325	265	265	30	30	
DIV. I NON-CONF.	2- 9	297	0- 0	272	263	307	307	30	30	
TOTALS	RPI 1-25	RPI 26-50	W-L RECORDS	RPI 51-100	RPI 101-150	RPI 150+				
9- 15	0- 1	0- 0	OVERALL	1- 0	0- 3	8- 11				
4- 3	0- 0	0- 0	HOME	1- 0	0- 2	3- 1				
5- 12	0- 1	0- 0	AWAY	0- 0	0- 1	5- 10				
0- 0	0- 0	0- 0	NEUTRAL	0- 0	0- 0	0- 0				
2- 9	0- 1	0- 0	NON-CONFERENCE	1- 0	0- 1	1- 7				
1- 1	0- 0	0- 0	HOME	1- 0	0- 1	0- 0				
1- 8	0- 1	0- 0	AWAY	0- 0	0- 0	1- 7				
0- 0	0- 0	0- 0	NEUTRAL	0- 0	0- 0	0- 0				
7- 6	0- 0	0- 0	CONFERENCE	0- 0	0- 2	7- 4				
3- 2	0- 0	0- 0	HOME	0- 0	0- 1	3- 1				
4- 4	0- 0	0- 0	AWAY	0- 0	0- 1	4- 3				
0- 0	0- 0	0- 0	NEUTRAL	0- 0	0- 0	0- 0				

RPI 1-25				RPI 26-50				RPI 51-100				RPI 101+ Team's RPI: 265			
RPI	S	Opponent	Score	RPI	S	Opponent	Score	RPI	S	Opponent	Score	RPI	S	Opponent	Score
21	A	Oregon St.	52 92					64	H	Wright St.	76 74	143	H	UC Riverside	67 79
												146	A	New Mexico St.	48 61
												146	H	New Mexico St.	59 61
												176	A	North Texas	59 71
												177	A	UC Irvine	78 85
												210	A	SMU	43 49
												225	A	UTRGV	56 64
												225	H	UTRGV	68 63
												240	A	UMKC	67 57
												240	H	UMKC	85 71
												250	A	California Baptist	43 67
												250	H	California Baptist	45 68
												266	A	Cal St. Fullerton	56 64
												274	A	Utah Valley	70 78
												278	A	UTEP	47 53
												299	A	UC Santa Barbara	56 48
												309	A	San Jose St.	72 82
												322	A	Omaha	46 53
												335	A	Grand Canyon	59 46
												343	A	Seattle U	70 60
												350	A	Chicago St.	67 56
												350	H	Chicago St.	80 47
LAST 12 Division I GAMES:															
250	A	California Baptist	43 67	250	H	California Baptist	45 68								
240	H	UMKC	85 71	350	A	Chicago St.	67 56								
350	H	Chicago St.	80 47	240	A	UMKC	67 57								
225	A	UTRGV	56 64	146	H	New Mexico St.	59 61								
146	A	New Mexico St.	48 61	225	H	UTRGV	68 63								
335	A	Grand Canyon	59 46	274	A	Utah Valley	70 78								

Non-Div I Games: Whittier 74 46 Westcliff 91 37

CSU Bakersfield

Loss, Non-Conf, S Site, H Home A Away N Neutral

Average RPI Win:	249	WON-LOST	WINNING	LAST 10	STRENGTH OF	OPP. STRENGTH	TEAM	ADJ.	CONF.	ADJ CONF.
Average RPI Loss:	91	RECORD	PCT. RANK	GAMES	SCHEDULE	OF SCHEDULE	RPI	RPI	RPI	RPI
DIV. I ONLY	14- 12	154	0- 1	161	148	150	150	20	20	
DIV. I NON-CONF.	6- 8	199	0- 1	115	35	154	154	20	20	
TOTALS	RPI 1-25	RPI 26-50	W-L RECORDS	RPI 51-100	RPI 101-150	RPI 150+				
14- 12	0- 2	0- 2	OVERALL	0- 5	2- 1	12- 2				
9- 3	0- 0	0- 0	HOME	0- 2	2- 1	7- 0				
5- 9	0- 2	0- 2	AWAY	0- 3	0- 0	5- 2				
0- 0	0- 0	0- 0	NEUTRAL	0- 0	0- 0	0- 0				
6- 8	0- 2	0- 2	NON-CONFERENCE	0- 3	1- 1	5- 0				
4- 2	0- 0	0- 0	HOME	0- 1	1- 1	3- 0				
2- 6	0- 2	0- 2	AWAY	0- 2	0- 0	2- 0				
0- 0	0- 0	0- 0	NEUTRAL	0- 0	0- 0	0- 0				
8- 4	0- 0	0- 0	CONFERENCE	0- 2	1- 0	7- 2				
5- 1	0- 0	0- 0	HOME	0- 1	1- 0	4- 0				
3- 3	0- 0	0- 0	AWAY	0- 1	0- 0	3- 2				
0- 0	0- 0	0- 0	NEUTRAL	0- 0	0- 0	0- 0				

RPI 1-25				RPI 26-50				RPI 51-100				RPI 101+ Team's RPI: 150			
RPI	S	Opponent	Score	RPI	S	Opponent	Score	RPI	S	Opponent	Score	RPI	S	Opponent	Score
4	A	Stanford	43 69	38	A	California	42 67	57	A	Boise St.	63 74	109	H	Loyola Marymount	53 72
24	A	Drake	63 73	50	A	Southern California	42 58	79	H	Harvard	55 75	143	H	UC Riverside	69 56
								82	A	UC Davis	54 70	145	H	Washington St.	65 52
								82	H	UC Davis	49 60	169	A	Santa Clara	53 38
								88	A	Idaho	73 88	177	A	UC Irvine	61 65
												226	H	San Diego St.	77 74
												232	A	Hawaii	49 29
												250	H	California Baptist	73 67
												266	A	Cal St. Fullerton	73 64
												266	H	Cal St. Fullerton	74 44
												275	A	Long Beach St.	51 37
												275	H	Long Beach St.	60 45
												299	A	UC Santa Barbara	60 61
												299	H	UC Santa Barbara	73 65
												309	H	San Jose St.	76 40
												313	H	Cal Poly	68 52
												322	A	Omaha	64 52
LAST 12 Division I GAMES:															
79	H	Harvard	55 75	266	H	Cal St. Fullerton	74 44								
275	H	Long Beach St.	60 45	275	A	Long Beach St.	51 37								
266	A	Cal St. Fullerton	73 64	82	H	UC Davis	49 60								
313	H	Cal Poly	68 52	143	H	UC Riverside	69 56								
299	A	UC Santa Barbara	60 61	232	A	Hawaii	49 29								
82	A	UC Davis	54 70	177	A	UC Irvine	61 65								

Non-Div I Games:

CSUN

■ Loss, 
 ■ Non-Conf, 
 ■ S Site, 
 ■ Home 
 ■ A Away 
 N Neutral

Average RPI Win:	274	WON-LOST	WINNING	LAST 10	STRENGTH OF	OPP. STRENGTH	TEAM	ADJ.	CONF.	ADJ CONF.
Average RPI Loss:	160	RECORD	PCT. RANK	GAMES	SCHEDULE	OF SCHEDULE	RPI	RPI	RPI	RPI
DIV. I ONLY	5- 19	315	0- 1	230	187	313	313	20	20	
DIV. I NON-CONF.	2- 8	293	0- 0	254	55	291	291	20	20	
TOTALS	RPI 1-25	RPI 26-50	W-L RECORDS	RPI 51-100	RPI 101-150	RPI 150+				
5- 19	0- 1	0- 1	OVERALL	0- 2	0- 6	5- 9				
4- 8	0- 0	0- 0	HOME	0- 2	0- 3	4- 3				
1- 10	0- 1	0- 1	AWAY	0- 0	0- 3	1- 5				
0- 1	0- 0	0- 0	NEUTRAL	0- 0	0- 0	0- 1				
2- 8	0- 1	0- 1	NON-CONFERENCE	0- 1	0- 2	2- 3				
1- 3	0- 0	0- 0	HOME	0- 1	0- 1	1- 1				
1- 4	0- 1	0- 1	AWAY	0- 0	0- 1	1- 1				
0- 1	0- 0	0- 0	NEUTRAL	0- 0	0- 0	0- 1				
3- 11	0- 0	0- 0	CONFERENCE	0- 1	0- 4	3- 6				
3- 5	0- 0	0- 0	HOME	0- 1	0- 2	3- 2				
0- 6	0- 0	0- 0	AWAY	0- 0	0- 2	0- 4				
0- 0	0- 0	0- 0	NEUTRAL	0- 0	0- 0	0- 0				

RPI 1-25				RPI 26-50				RPI 51-100				RPI 101+ Team's RPI: 313			
RPI	S	Opponent	Score	RPI	S	Opponent	Score	RPI	S	Opponent	Score	RPI	S	Opponent	Score
21	A	Oregon St.	54 79	33	A	UCLA	35 81	56	H	Saint Mary's (CA)	51 69	102	H	Pepperdine	63 70
								82	H	UC Davis	61 85	110	A	Fresno St.	58 76
												143	A	UC Riverside	66 80
												143	H	UC Riverside	68 75
												143	H	UC Riverside	68 75
												150	A	CSUN	52 68
												177	A	UC Irvine	57 73
												177	H	UC Irvine	59 75
												187	H	Eastern Wash.	59 55
												211	H	Illinois	51 74
												232	A	Hawaii	52 70
												232	H	Hawaii	54 71
												233	A	Sacramento St.	85 88
												246	N	San Francisco	62 65
												266	A	Cal St. Fullerton	64 78
												266	H	Cal St. Fullerton	69 58
												275	A	Long Beach St.	58 61
												275	H	Long Beach St.	66 59
												299	H	UC Santa Barbara	75 67
												343	A	Seattle U	60 50
LAST 12 Division I GAMES:															
143	H	UC Riverside	68 75	275	H	Long Beach St.	66 59								
266	H	Cal St. Fullerton	69 58	232	A	Hawaii	52 70								
143	H	UC Riverside	68 75	177	A	UC Irvine	57 73								
143	A	UC Riverside	66 80	232	H	Hawaii	54 71								
150	A	CSUN	52 68	266	A	Cal St. Fullerton	64 78								
82	H	UC Davis	61 85	275	A	Long Beach St.	58 61								

Non-Div I Games: Academy of Art 87 65

Cal Poly

■ Loss, 
■ Non-Conf, 
■ S Site, 
■ H Home 
■ A Away 
N Neutral

Average RPI Win:	277	WON-LOST	WINNING	LAST 10	STRENGTH OF	OPP. STRENGTH	TEAM	ADJ.	CONF.	ADJ CONF.
Average RPI Loss:	169	RECORD	PCT. RANK	GAMES	SCHEDULE	OF SCHEDULE	RPI	RPI	RPI	RPI
DIV. I ONLY	11- 13	202	0- 1	320	249	266	266	20	20	
DIV. I NON-CONF.	7- 5	132	0- 0	321	281	231	231	20	20	
TOTALS	RPI 1-25	RPI 26-50	W-L RECORDS	RPI 51-100	RPI 101-150	RPI 150+				
11- 13	0- 0	0- 0	OVERALL	0- 3	0- 3	11- 7				
6- 6	0- 0	0- 0	HOME	0- 2	0- 1	6- 3				
5- 7	0- 0	0- 0	AWAY	0- 1	0- 2	5- 4				
0- 0	0- 0	0- 0	NEUTRAL	0- 0	0- 0	0- 0				
7- 5	0- 0	0- 0	NON-CONFERENCE	0- 1	0- 0	7- 4				
3- 3	0- 0	0- 0	HOME	0- 1	0- 0	3- 2				
4- 2	0- 0	0- 0	AWAY	0- 0	0- 0	4- 2				
0- 0	0- 0	0- 0	NEUTRAL	0- 0	0- 0	0- 0				
4- 8	0- 0	0- 0	CONFERENCE	0- 2	0- 3	4- 3				
3- 3	0- 0	0- 0	HOME	0- 1	0- 1	3- 1				
1- 5	0- 0	0- 0	AWAY	0- 1	0- 2	1- 2				
0- 0	0- 0	0- 0	NEUTRAL	0- 0	0- 0	0- 0				

RPI 1-25			RPI 26-50			RPI 51-100				RPI 101+			Team's RPI: 266		
RPI	S	Opponent	Score	RPI	S	Opponent	Score	RPI	S	Opponent	Score	RPI	S	Opponent	Score
								82	A	UC Davis	51 75	143	A	UC Riverside	59 62
								82	H	UC Davis	39 75	150	A	CSUN	44 74
								95	H	Pacific	64 72	150	H	CSUN	64 73
												158	A	Washington	74 83
												169	H	Santa Clara	60 64
												177	A	UC Irvine	61 65
												178	A	Portland	74 83
												201	H	Dartmouth	67 62
												226	H	San Diego St.	72 83
												232	H	Hawaii	72 68
												236	A	Columbia	61 58
												250	A	California Baptist	79 65
												265	H	CSU Bakersfield	64 56
												274	H	Utah Valley	56 55
												275	H	Long Beach St.	53 59
												299	A	UC Santa Barbara	59 52
												299	H	UC Santa Barbara	74 62
												313	A	Cal Poly	58 69
												313	H	Cal Poly	78 64
												340	A	Saint Peter's	69 45
												343	A	Seattle U	57 54
LAST 12 Division I GAMES:															
				313	A	Cal Poly	58 69					150	A	CSUN	44 74
				299	H	UC Santa Barbara	74 62					82	H	UC Davis	39 75
				150	H	CSUN	64 73					299	A	UC Santa Barbara	59 52
				177	A	UC Irvine	61 65					313	H	Cal Poly	78 64
				143	A	UC Riverside	59 62					82	A	UC Davis	51 75
				275	H	Long Beach St.	53 59					232	H	Hawaii	72 68

Non-Div I Games: Antelope Valley 77 65

Cal St. Fullerton

■ Loss, 
 ■ Non-Conf, S Site, 
 ■ Home 
 ■ Away 
 N Neutral

## California

Through Games Of Feb. 25, 2019

Average RPI Win:	117	WON-LOST	WINNING	LAST 10	STRENGTH OF	OPP. STRENGTH	TEAM	ADJ.	CONF.	ADJ CONF.
Average RPI Loss:	35	RECORD	PCT. RANK	GAMES	SCHEDULE	OF SCHEDULE	RPI	RPI	RPI	RPI
DIV. I ONLY	16- 11	122	1- 0	15	6	38	38	2	2	
DIV. I NON-CONF.	9- 2	43	0- 0	54	26	26	26	2	2	
TOTALS	RPI 1-25	RPI 26-50	W-L RECORDS	RPI 51-100	RPI 101-150	RPI 150+				
16- 11	2- 5	2- 3	OVERALL	4- 3	3- 0	5- 0				
9- 5	2- 3	1- 1	HOME	2- 1	2- 0	2- 0				
5- 6	0- 2	1- 2	AWAY	1- 2	1- 0	2- 0				
2- 0	0- 0	0- 0	NEUTRAL	1- 0	0- 0	1- 0				
9- 2	0- 1	1- 0	NON-CONFERENCE	3- 1	2- 0	3- 0				
3- 2	0- 1	0- 0	HOME	1- 1	1- 0	1- 0				
4- 0	0- 0	1- 0	AWAY	1- 0	1- 0	1- 0				
2- 0	0- 0	0- 0	NEUTRAL	1- 0	0- 0	1- 0				
7- 9	2- 4	1- 3	CONFERENCE	1- 2	1- 0	2- 0				
6- 3	2- 2	1- 1	HOME	1- 0	1- 0	1- 0				
1- 6	0- 2	0- 2	AWAY	0- 2	0- 0	1- 0				
0- 0	0- 0	0- 0	NEUTRAL	0- 0	0- 0	0- 0				

RPI 1-25				RPI 26-50				Team's RPI: 38	RPI 51-100				RPI 101+			
RPI	S	Opponent	Score	RPI	S	Opponent	Score		RPI	S	Opponent	Score	RPI	S	Opponent	Score
4	A	Stanford	50 75	28	A	BYU	70 52		56	A	Saint Mary's (CA)	81 78	126	A	Penn St.	75 58
4	H	Stanford	81 80	33	A	UCLA	74 80		65	A	Utah	74 87	145	H	Washington St.	77 63
5	H	UConn	66 76	33	H	UCLA	79 84		72	A	Arizona	55 60	150	H	CSUN	67 42
6	H	Oregon	82 105	50	A	Southern California	76 86		72	H	Arizona	82 76	158	H	Washington	79 70
19	A	Arizona St.	61 62	50	H	Southern California	66 59		79	H	Harvard	79 85	165	A	Colorado	80 60
19	H	Arizona St.	69 60						90	H	Houston	80 79	166	N	Tulane	65 57
21	H	Oregon St.	74 82						95	N	Pacific	81 69	256	A	San Diego	70 53
													299	H	UC Santa Barbara	69 45
LAST 12 Division I GAMES:																
72	H	Arizona	82 76	4	A	Stanford	50 75									
19	H	Arizona St.	69 60	4	H	Stanford	81 80									
33	A	UCLA	74 80	165	A	Colorado	80 60									
50	A	Southern California	76 86	65	A	Utah	74 87									
21	H	Oregon St.	74 82	158	H	Washington	79 70									
6	H	Oregon	82 105	145	H	Washington St.	77 63									

Non-Div I Games:

California

■ Loss, 
■ Non-Conf, S Site, 
■ Home 
■ Away 
N Neutral



Average RPI Win:	285	WON-LOST	WINNING	LAST 10	STRENGTH OF	OPP. STRENGTH	TEAM	ADJ.	CONF.	ADJ CONF.
Average RPI Loss:	196	RECORD	PCT. RANK	GAMES	SCHEDULE	OF SCHEDULE	RPI	RPI	RPI	RPI
DIV. I ONLY	11- 10	158	1- 0	332	322	250	250	30	30	
DIV. I NON-CONF.	3- 6	241	0- 0	230	246	246	246	30	30	
TOTALS	RPI 1-25	RPI 26-50	W-L RECORDS	RPI 51-100	RPI 101-150	RPI 150+				
11- 10	0- 0	0- 1	OVERALL	0- 1	1- 2	10- 6				
6- 3	0- 0	0- 0	HOME	0- 1	1- 0	5- 2				
5- 6	0- 0	0- 0	AWAY	0- 0	0- 2	5- 4				
0- 1	0- 0	0- 1	NEUTRAL	0- 0	0- 0	0- 0				
3- 6	0- 0	0- 1	NON-CONFERENCE	0- 1	1- 1	2- 3				
1- 2	0- 0	0- 0	HOME	0- 1	1- 0	0- 1				
2- 3	0- 0	0- 0	AWAY	0- 0	0- 1	2- 2				
0- 1	0- 0	0- 1	NEUTRAL	0- 0	0- 0	0- 0				
8- 4	0- 0	0- 0	CONFERENCE	0- 0	0- 1	8- 3				
5- 1	0- 0	0- 0	HOME	0- 0	0- 0	5- 1				
3- 3	0- 0	0- 0	AWAY	0- 0	0- 1	3- 2				
0- 0	0- 0	0- 0	NEUTRAL	0- 0	0- 0	0- 0				

RPI S	Opponent	Score	RPI S	Opponent	Score	RPI S	Opponent	Score	RPI S	Opponent	Score	Team's RPI: 250
28 N	BYU	69 76	92 H	Idaho St.	57 72	143 H	UC Riverside	65 57				
						146 A	New Mexico St.	69 76				
						150 A	CSUN	67 73				
						225 A	UTRGV	56 60				
						226 A	San Diego St.	67 83				
						240 A	UMKC	95 92				
						240 H	UMKC	74 78				
						248 A	Northern Ariz.	88 91				
						265 A	CSU Bakersfield	68 45				
						265 H	CSU Bakersfield	67 43				
						266 H	Cal St. Fullerton	65 79				
						274 H	Utah Valley	83 54				
						275 A	Long Beach St.	85 83				
						299 A	UC Santa Barbara	76 64				
						335 A	Grand Canyon	71 75				
						335 H	Grand Canyon	93 50				
						343 H	Seattle U	100 83				
						350 A	Chicago St.	93 67				
						350 H	Chicago St.	89 52				
LAST 12 Division I GAMES:												
265 H	CSU Bakersfield	67 43	335 A	Grand Canyon	71 75							
335 H	Grand Canyon	93 50	265 A	CSU Bakersfield	68 45							
240 A	UMKC	95 92	350 H	Chicago St.	89 52							
350 A	Chicago St.	93 67	240 H	UMKC	74 78							
343 H	Seattle U	100 83	225 A	UTRGV	56 60							
274 H	Utah Valley	83 54	146 A	New Mexico St.	69 76							

Non-Div I Games: La Sierra 91 44 Notre Dame de Namur 80 47 Westcliff 133 43 Fresno Pacific 93 71  
California Baptist

Loss, Non-Conf, S Site, H Home A Away N Neutral

Average RPI Win: <b>290</b>	WON-LOST	WINNING	LAST 10	STRENGTH OF	OPP. STRENGTH	TEAM	ADJ.	CONF.	ADJ CONF.
Average RPI Loss: <b>161</b>	RECORD	PCT. RANK	GAMES	SCHEDULE	OF SCHEDULE	RPI	RPI	RPI	RPI
DIV. I ONLY	<b>14- 10</b>	<b>126</b>	<b>1- 0</b>	<b>316</b>	<b>307</b>	<b>219</b>	<b>219</b>	<b>28</b>	<b>28</b>
DIV. I NON-CONF.	<b>6- 3</b>	<b>91</b>	<b>1- 0</b>	<b>336</b>	<b>311</b>	<b>221</b>	<b>221</b>	<b>29</b>	<b>29</b>
TOTALS	RPI 1-25	RPI 26-50	W-L RECORDS	RPI 51-100	RPI 101-150	RPI 150+			
14- 10	0- 0	0- 0	OVERALL	0- 3	0- 2	14- 5			
7- 5	0- 0	0- 0	HOME	0- 2	0- 0	7- 3			
6- 5	0- 0	0- 0	AWAY	0- 1	0- 2	6- 2			
1- 0	0- 0	0- 0	NEUTRAL	0- 0	0- 0	1- 0			
6- 3	0- 0	0- 0	NON-CONFERENCE	0- 1	0- 1	6- 1			
2- 2	0- 0	0- 0	HOME	0- 1	0- 0	2- 1			
3- 1	0- 0	0- 0	AWAY	0- 0	0- 1	3- 0			
1- 0	0- 0	0- 0	NEUTRAL	0- 0	0- 0	1- 0			
8- 7	0- 0	0- 0	CONFERENCE	0- 2	0- 1	8- 4			
5- 3	0- 0	0- 0	HOME	0- 1	0- 0	5- 2			
3- 4	0- 0	0- 0	AWAY	0- 1	0- 1	3- 2			
0- 0	0- 0	0- 0	NEUTRAL	0- 0	0- 0	0- 0			

RPI 1-25				RPI 26-50				RPI 51-100				RPI 101+				Team's RPI: 219	
RPI	S	Opponent	Score	RPI	S	Opponent	Score	RPI	S	Opponent	Score	RPI	S	Opponent	Score		
								85	A	Radford	57	61	114	A	Boston College	56	76
								85	H	Radford	52	56	118	A	High Point	60	65
								87	H	Old Dominion	59	83	183	A	UNC Asheville	52	60
												183	H	UNC Asheville	49	48	
												208	A	Hampton	50	61	
												208	H	Hampton	52	46	
												223	H	Howard	64	69	
												229	A	Gardner-Webb	69	63	
												229	H	Gardner-Webb	38	52	
												264	A	Norfolk St.	57	49	
												279	H	Winthrop	46	59	
												288	H	Col. of Charleston	66	65	
												300	A	Charleston So.	60	58	
												300	H	Charleston So.	52	51	
												303	H	UNC Greensboro	53	49	
												315	A	FIU	59	54	
												322	N	Omaha	65	52	
												330	H	Presbyterian	51	46	
												336	A	Longwood	66	60	
												338	A	Western Caro.	63	37	
												344	H	USC Upstate	61	41	
LAST 12 Division I GAMES:																	
315	A	FIU	59	54	344	H	USC Upstate	61	41								
85	A	Radford	57	61	336	A	Longwood	66	60								
300	H	Charleston So.	52	51	85	H	Radford	52	56								
229	A	Gardner-Webb	69	63	118	A	High Point	60	65								
208	A	Hampton	50	61	208	H	Hampton	52	46								
183	H	UNC Asheville	49	48	279	H	Winthrop	46	59								

Non-Div I Games: William Peace 65 36 Columbia (SC) 93 46

Campbell

Loss, Non-Conf, S Site, H Home A Away N Neutral

Average RPI Win:	286	WON-LOST	WINNING	LAST 10	STRENGTH OF	OPP. STRENGTH	TEAM	ADJ.	CONF.	ADJ CONF.
Average RPI Loss:	178	RECORD	PCT. RANK	GAMES	SCHEDULE	OF SCHEDULE	RPI	RPI	RPI	RPI
DIV. I ONLY	10- 17	250	1- 0	268	277	282	282	26	26	
DIV. I NON-CONF.	2- 9	297	0- 0	252	251	317	317	27	27	
TOTALS	RPI 1-25	RPI 26-50	W-L RECORDS	RPI 51-100	RPI 101-150	RPI 150+				
10- 17	0- 0	0- 2	OVERALL	0- 2	0- 4	10- 9				
6- 8	0- 0	0- 2	HOME	0- 1	0- 2	6- 3				
4- 9	0- 0	0- 0	AWAY	0- 1	0- 2	4- 6				
0- 0	0- 0	0- 0	NEUTRAL	0- 0	0- 0	0- 0				
2- 9	0- 0	0- 2	NON-CONFERENCE	0- 0	0- 2	2- 5				
1- 5	0- 0	0- 2	HOME	0- 0	0- 1	1- 2				
1- 4	0- 0	0- 0	AWAY	0- 0	0- 1	1- 3				
0- 0	0- 0	0- 0	NEUTRAL	0- 0	0- 0	0- 0				
8- 8	0- 0	0- 0	CONFERENCE	0- 2	0- 2	8- 4				
5- 3	0- 0	0- 0	HOME	0- 1	0- 1	5- 1				
3- 5	0- 0	0- 0	AWAY	0- 1	0- 1	3- 3				
0- 0	0- 0	0- 0	NEUTRAL	0- 0	0- 0	0- 0				

RPI 1-25			RPI 26-50			RPI 51-100			RPI 101+ Team's RPI: 282		
RPI	S	Opponent	Score	RPI	S	Opponent	Score	RPI	S	Opponent	Score
				42	H	Miami (OH)	59 62	52	A	Quinnipiac	51 68
				44	H	Buffalo	66 84	52	H	Quinnipiac	42 55
LAST 12 Division I GAMES:											
				235	H	Monmouth	65 56	340	H	Saint Peter's	78 59
				270	H	Siena	66 78	331	H	Iona	67 47
				136	A	Marist	50 66	179	A	Rider	62 49
				261	A	Niagara	52 74	235	A	Monmouth	61 67
				52	A	Quinnipiac	51 68	52	H	Quinnipiac	42 55
				292	A	Fairfield	65 72	292	H	Fairfield	53 50
								331	A	Iona	48 40
								331	H	Iona	67 47
								340	A	Saint Peter's	75 62
								340	H	Saint Peter's	78 59

Non-Div I Games:

Canisius

■ Loss, 
 ■ Non-Conf, 
 ■ S Site, 
 ■ H Home 
 ■ A Away 
 N Neutral

Central Ark.

Through Games Of Feb. 25, 2019

Average RPI Win:	319	WON-LOST	WINNING	LAST 10	STRENGTH OF	OPP. STRENGTH	TEAM	ADJ.	CONF.	ADJ CONF.
Average RPI Loss:	150	RECORD	PCT. RANK	GAMES	SCHEDULE	OF SCHEDULE	RPI	RPI	RPI	RPI
DIV. I ONLY	7- 13	260	0- 1	279	274	280	280	25	25	
DIV. I NON-CONF.	1- 5	311	0- 0	194	106	266	266	23	23	
TOTALS	RPI 1-25	RPI 26-50	W-L RECORDS	RPI 51-100	RPI 101-150	RPI 150+				
7- 13	0- 1	0- 1	OVERALL	0- 3	0- 1	7- 7				
4- 4	0- 0	0- 0	HOME	0- 2	0- 0	4- 2				
3- 9	0- 1	0- 1	AWAY	0- 1	0- 1	3- 5				
0- 0	0- 0	0- 0	NEUTRAL	0- 0	0- 0	0- 0				
1- 5	0- 1	0- 1	NON-CONFERENCE	0- 1	0- 1	1- 1				
0- 1	0- 0	0- 0	HOME	0- 1	0- 0	0- 0				
1- 4	0- 1	0- 1	AWAY	0- 0	0- 1	1- 1				
0- 0	0- 0	0- 0	NEUTRAL	0- 0	0- 0	0- 0				
6- 8	0- 0	0- 0	CONFERENCE	0- 2	0- 0	6- 6				
4- 3	0- 0	0- 0	HOME	0- 1	0- 0	4- 2				
2- 5	0- 0	0- 0	AWAY	0- 1	0- 0	2- 4				
0- 0	0- 0	0- 0	NEUTRAL	0- 0	0- 0	0- 0				

RPI 1-25				RPI 26-50				RPI 51-100				RPI 101+ Team's RPI: 280			
RPI	S	Opponent	Score	RPI	S	Opponent	Score	RPI	S	Opponent	Score	RPI	S	Opponent	Score
22	A	Texas A&M	27 84	37	A	Kansas St.	54 70	59	A	Lamar University	37 57	129	A	Oklahoma	52 65
								78	H	SFA	53 59	164	A	Abilene Christian	70 77
								100	H	South Alabama	50 58	173	A	Nicholls St.	52 68
												173	H	Nicholls St.	60 64
												184	A	Sam Houston St.	62 66
												245	H	A&M-Corpus Christi	65 73
												277	A	Jackson St.	56 65
												290	A	New Orleans	62 60
												302	H	Incarinate Word	74 43
												306	A	Southeastern La.	53 62
												306	H	Southeastern La.	75 33
												321	H	Northwestern St.	74 52
												323	H	McNeese	76 45
												341	A	Houston Baptist	77 58
												351	A	Alcorn	57 46
LAST 12 Division I GAMES:															
173	A	Nicholls St.	52 68	164	A	Abilene Christian	70 77								
323	H	McNeese	76 45	290	A	New Orleans	62 60								
341	A	Houston Baptist	77 58	173	H	Nicholls St.	60 64								
306	H	Southeastern La.	75 33	302	H	Incarinate Word	74 43								
321	H	Northwestern St.	74 52	59	A	Lamar University	37 57								
78	H	SFA	53 59	184	A	Sam Houston St.	62 66								

Non-Div I Games: Central Baptist 55 34 Crowley's Ridge 91 33 Williams Baptist 70 35 Hendrix 72 40 Central Ark.

Loss, Non-Conf, S Site, H Home A Away N Neutral

Average RPI Win:	290	WON-LOST	WINNING	LAST 10	STRENGTH OF	OPP. STRENGTH	TEAM	ADJ.	CONF.	ADJ CONF.
Average RPI Loss:	211	RECORD	PCT. RANK	GAMES	SCHEDULE	OF SCHEDULE	RPI	RPI	RPI	RPI
DIV. I ONLY	6- 19	300	0- 1	280	326	320	320	31	31	
DIV. I NON-CONF.	3- 7	256	0- 0	197	196	243	243	31	31	
TOTALS	RPI 1-25	RPI 26-50	W-L RECORDS	RPI 51-100	RPI 101-150	RPI 150+				
6- 19	0- 0	0- 2	OVERALL	0- 0	0- 3	6- 14				
4- 7	0- 0	0- 1	HOME	0- 0	0- 2	4- 4				
2- 12	0- 0	0- 1	AWAY	0- 0	0- 1	2- 10				
0- 0	0- 0	0- 0	NEUTRAL	0- 0	0- 0	0- 0				
3- 7	0- 0	0- 2	NON-CONFERENCE	0- 0	0- 3	3- 2				
1- 3	0- 0	0- 1	HOME	0- 0	0- 2	1- 0				
2- 4	0- 0	0- 1	AWAY	0- 0	0- 1	2- 2				
0- 0	0- 0	0- 0	NEUTRAL	0- 0	0- 0	0- 0				
3- 12	0- 0	0- 0	CONFERENCE	0- 0	0- 0	3- 12				
3- 4	0- 0	0- 0	HOME	0- 0	0- 0	3- 4				
0- 8	0- 0	0- 0	AWAY	0- 0	0- 0	0- 8				
0- 0	0- 0	0- 0	NEUTRAL	0- 0	0- 0	0- 0				

RPI S	Opponent	Score	RPI S	Opponent	Score	RPI S	Opponent	Score	RPI S	Opponent	Score	Team's RPI: 320
27	A Rutgers	44 73	44	H Buffalo	69 82				113	H Hartford	52 54	
									115	A Yale	46 58	
									139	H Lehigh	62 88	
									198	A Robert Morris	40 60	
									198	H Robert Morris	57 64	
									215	A Sacred Heart	61 66	
									215	H Sacred Heart	46 73	
									227	A Massachusetts	59 74	
									230	A Saint Francis (PA)	68 83	
									230	H Saint Francis (PA)	73 62	
									239	A Mt. St. Mary's	53 84	
									239	H Mt. St. Mary's	44 61	
									249	A Albany (NY)	60 53	
									263	A St. Francis Brooklyn	58 70	
									272	A Brown	63 68	
									298	A Bryant	60 72	
									298	H Bryant	66 65	
									307	A Morgan St.	60 36	
									310	H New Hampshire	56 47	
									311	A Wagner	62 70	
									311	H Wagner	63 75	
									346	H LIU Brooklyn	63 57	
									348	A Fairleigh Dickinson	67 74	
LAST 12 Division I GAMES:												
239	H Mt. St. Mary's	44 61	298	H Bryant	66 65							
215	H Sacred Heart	46 73	346	H LIU Brooklyn	63 57							
263	A St. Francis Brooklyn	58 70	298	A Bryant	60 72							
311	A Wagner	62 70	198	H Robert Morris	57 64							
198	A Robert Morris	40 60	230	H Saint Francis (PA)	73 62							
230	A Saint Francis (PA)	68 83	239	A Mt. St. Mary's	53 84							

Non-Div I Games:

Central Conn. St.

■ Loss, 
 ■ Non-Conf, S Site, 
 ■ Home 
 ■ Away 
 N Neutral

## Central Mich.

Through Games Of Feb. 25, 2019

Average RPI Win:	138	WON-LOST	WINNING	LAST 10	STRENGTH OF	OPP. STRENGTH	TEAM	ADJ.	CONF.	ADJ CONF.
Average RPI Loss:	59	RECORD	PCT. RANK	GAMES	SCHEDULE	OF SCHEDULE	RPI	RPI	RPI	RPI
DIV. I ONLY	20- 6	40	1- 0	37	68	23	23	7	7	
DIV. I NON-CONF.	9- 3	61	0- 0	92	6	44	44	9	9	
TOTALS	RPI 1-25	RPI 26-50	W-L RECORDS	RPI 51-100	RPI 101-150	RPI 150+				
20- 6	2- 1	3- 3	OVERALL	5- 1	2- 0	8- 1				
8- 4	1- 1	1- 3	HOME	1- 0	2- 0	3- 0				
11- 1	1- 0	2- 0	AWAY	4- 1	0- 0	4- 0				
1- 1	0- 0	0- 0	NEUTRAL	0- 0	0- 0	1- 1				
9- 3	2- 1	0- 1	NON-CONFERENCE	2- 0	1- 0	4- 1				
3- 2	1- 1	0- 1	HOME	0- 0	1- 0	1- 0				
5- 0	1- 0	0- 0	AWAY	2- 0	0- 0	2- 0				
1- 1	0- 0	0- 0	NEUTRAL	0- 0	0- 0	1- 1				
11- 3	0- 0	3- 2	CONFERENCE	3- 1	1- 0	4- 0				
5- 2	0- 0	1- 2	HOME	1- 0	1- 0	2- 0				
6- 1	0- 0	2- 0	AWAY	2- 1	0- 0	2- 0				
0- 0	0- 0	0- 0	NEUTRAL	0- 0	0- 0	0- 0				

RPI 1-25				RPI 26-50				RPI 51-100				RPI 101+			
RPI	S	Opponent	Score	RPI	S	Opponent	Score	RPI	S	Opponent	Score	RPI	S	Opponent	Score
3	H	Louisville	68 72	29	H	South Dakota St.	71 80	52	A	Quinnipiac	67 52	120	H	Western Ky.	108 90
16	H	UCF	75 68	32	A	Ohio	88 70	80	A	Toledo	59 62	148	H	Akron	94 71
18	A	Miami (FL)	90 80	32	H	Ohio	75 78	83	A	Kent St.	82 75	163	N	Chattanooga	73 50
				42	H	Miami (OH)	67 70	98	A	Northern Ill.	89 66	166	N	Tulane	57 68
				44	A	Buffalo	100 95	98	H	Northern Ill.	76 52	196	A	Vanderbilt	66 57
				44	H	Buffalo	76 65	99	A	Virginia	74 61	204	H	Eastern Mich.	71 61
												212	H	Ball St.	81 63
												217	A	Bowling Green	92 54
												269	A	Western Mich.	87 53
												308	H	Oakland	104 61
												331	A	Iona	82 39
LAST 12 Division I GAMES:															
212	H	Ball St.	81 63	217	A	Bowling Green	92 54								
98	H	Northern Ill.	76 52	204	H	Eastern Mich.	71 61								
44	A	Buffalo	100 95	80	A	Toledo	59 62								
269	A	Western Mich.	87 53	83	A	Kent St.	82 75								
32	H	Ohio	75 78	42	H	Miami (OH)	67 70								
44	H	Buffalo	76 65	98	A	Northern Ill.	89 66								

Non-Div I Games:

Central Mich.

■ Loss, 
■ Non-Conf, S Site, 
■ Home 
■ Away 
N Neutral

Average RPI Win:	291	WON-LOST	WINNING	LAST 10	STRENGTH OF	OPP. STRENGTH	TEAM	ADJ.	CONF.	ADJ CONF.
Average RPI Loss:	198	RECORD	PCT. RANK	GAMES	SCHEDULE	OF SCHEDULE	RPI	RPI	RPI	RPI
DIV. I ONLY	6- 16	289	0- 1	265	327	300	300	28	28	
DIV. I NON-CONF.	0- 8	336	0- 0	277	316	347	347	29	29	
TOTALS	RPI 1-25	RPI 26-50	W-L RECORDS	RPI 51-100	RPI 101-150	RPI 150+				
6- 16	0- 0	0- 0	OVERALL	0- 2	0- 3	6- 11				
2- 7	0- 0	0- 0	HOME	0- 1	0- 2	2- 4				
4- 9	0- 0	0- 0	AWAY	0- 1	0- 1	4- 7				
0- 0	0- 0	0- 0	NEUTRAL	0- 0	0- 0	0- 0				
0- 8	0- 0	0- 0	NON-CONFERENCE	0- 1	0- 1	0- 6				
0- 3	0- 0	0- 0	HOME	0- 0	0- 1	0- 2				
0- 5	0- 0	0- 0	AWAY	0- 1	0- 0	0- 4				
0- 0	0- 0	0- 0	NEUTRAL	0- 0	0- 0	0- 0				
6- 8	0- 0	0- 0	CONFERENCE	0- 1	0- 2	6- 5				
2- 4	0- 0	0- 0	HOME	0- 1	0- 1	2- 2				
4- 4	0- 0	0- 0	AWAY	0- 0	0- 1	4- 3				
0- 0	0- 0	0- 0	NEUTRAL	0- 0	0- 0	0- 0				

RPI S	Opponent	Score	RPI S	Opponent	Score	RPI S	Opponent	Score	RPI S	Opponent	Score	Team's RPI: 300
						85	H Radford	41 67	118	A High Point	64 71	
						97	A Georgia	75 83	118	H High Point	62 69	
									138	H Davidson	34 72	
									154	H Tennessee Tech	55 77	
									183	H UNC Asheville	70 59	
									208	A Hampton	72 57	
									208	H Hampton	66 74	
									219	A Campbell	51 52	
									219	H Campbell	58 60	
									220	A Florida	60 70	
									229	A Gardner-Webb	65 75	
									231	H Jacksonville	58 68	
									268	A North Florida	76 82	
									279	A Winthrop	52 57	
									288	A Col. of Charleston	52 79	
									301	A South Carolina St.	58 67	
									330	A Presbyterian	63 55	
									336	A Longwood	81 74	
									344	A USC Upstate	78 75	
									344	H USC Upstate	74 62	
LAST 12 Division I GAMES:												
219	A	Campbell	51	52	229	A	Gardner-Webb	65	75			
208	A	Hampton	72	57	118	A	High Point	64	71			
118	H	High Point	62	69	344	A	USC Upstate	78	75			
344	H	USC Upstate	74	62	85	H	Radford	41	67			
183	H	UNC Asheville	70	59	336	A	Longwood	81	74			
330	A	Presbyterian	63	55	219	H	Campbell	58	60			

Non-Div I Games: Converse 101 50 Columbia (SC) 89 57 Erskine 74 50

Charleston So.

Average RPI Win:	194	WON-LOST	WINNING	LAST 10	STRENGTH OF	OPP. STRENGTH	TEAM	ADJ.	CONF.	ADJ CONF.
Average RPI Loss:	131	RECORD	PCT. RANK	GAMES	SCHEDULE	OF SCHEDULE	RPI	RPI	RPI	RPI
DIV. I ONLY	15- 11	132	1- 0	87	188	117	117	14	14	
DIV. I NON-CONF.	8- 4	91	1- 0	57	274	67	67	17	17	
TOTALS	RPI 1-25	RPI 26-50	W-L RECORDS	RPI 51-100	RPI 101-150	RPI 150+				
15- 11	0- 0	0- 1	OVERALL	3- 2	3- 3	9- 5				
12- 2	0- 0	0- 0	HOME	2- 1	2- 1	8- 0				
2- 9	0- 0	0- 1	AWAY	1- 1	1- 2	0- 5				
1- 0	0- 0	0- 0	NEUTRAL	0- 0	0- 0	1- 0				
8- 4	0- 0	0- 0	NON-CONFERENCE	1- 1	2- 2	5- 1				
6- 1	0- 0	0- 0	HOME	1- 0	1- 1	4- 0				
1- 3	0- 0	0- 0	AWAY	0- 1	1- 1	0- 1				
1- 0	0- 0	0- 0	NEUTRAL	0- 0	0- 0	1- 0				
7- 7	0- 0	0- 1	CONFERENCE	2- 1	1- 1	4- 4				
6- 1	0- 0	0- 0	HOME	1- 1	1- 0	4- 0				
1- 6	0- 0	0- 1	AWAY	1- 0	0- 1	0- 4				
0- 0	0- 0	0- 0	NEUTRAL	0- 0	0- 0	0- 0				

RPI S	Opponent	Score	RPI S	Opponent	Score	RPI S	Opponent	Score	RPI S	Opponent	Score	Team's RPI: 117
			35	A Rice	51 61	61	H Middle Tenn.	55 62	103	H UAB	60 56	
						64	H Wright St.	88 85	116	A Fordham	64 71	
						87	A Old Dominion	60 53	120	A Western Ky.	58 76	
						87	H Old Dominion	69 59	128	H Wake Forest	43 69	
						99	A Virginia	61 65	138	H Davidson	78 66	
									139	A Lehigh	62 60	
									153	A Mercer	40 57	
									172	A Louisiana Tech	51 88	
									176	A North Texas	63 68	
									181	A Southern Miss.	54 65	
									183	H UNC Asheville	70 53	
									202	A Marshall	62 63	
									206	H Bethune-Cookman	73 69	
									216	N Liberty	63 61	
									223	H East Carolina	52 46	
									259	H Wofford	85 63	
									278	H UTEP	62 39	
									304	H Fla. Atlantic	68 47	
									305	H UTSA	66 54	
									315	H FIU	69 54	
LAST 12 Division I GAMES:												
139	A Lehigh	62 60	35	A Rice	51 61							
87	A Old Dominion	60 53	278	H UTEP	62 39							
87	H Old Dominion	69 59	305	H UTSA	66 54							
103	H UAB	60 56	172	A Louisiana Tech	51 88							
61	H Middle Tenn.	55 62	181	A Southern Miss.	54 65							
176	A North Texas	63 68	304	H Fla. Atlantic	68 47							

Non-Div I Games:

Charlotte



## Chattanooga

Through Games Of Feb. 25, 2019

Average RPI Win:	238	WON-LOST	WINNING	LAST 10	STRENGTH OF	OPP. STRENGTH	TEAM	ADJ.	CONF.	ADJ CONF.
Average RPI Loss:	102	RECORD	PCT. RANK	GAMES	SCHEDULE	OF SCHEDULE	RPI	RPI	RPI	RPI
DIV. I ONLY	11- 15	220	1- 0	48	206	163	163	27	27	
DIV. I NON-CONF.	4- 10	264	1- 0	3	59	91	91	24	24	
TOTALS	RPI 1-25	RPI 26-50	W-L RECORDS	RPI 51-100	RPI 101-150	RPI 150+				
11- 15	0- 4	0- 1	OVERALL	1- 3	0- 2	10- 5				
7- 6	0- 2	0- 1	HOME	0- 1	0- 1	7- 1				
2- 7	0- 1	0- 0	AWAY	0- 1	0- 1	2- 4				
2- 2	0- 1	0- 0	NEUTRAL	1- 1	0- 0	1- 0				
4- 10	0- 4	0- 1	NON-CONFERENCE	1- 3	0- 2	3- 0				
1- 5	0- 2	0- 1	HOME	0- 1	0- 1	1- 0				
1- 3	0- 1	0- 0	AWAY	0- 1	0- 1	1- 0				
2- 2	0- 1	0- 0	NEUTRAL	1- 1	0- 0	1- 0				
7- 5	0- 0	0- 0	CONFERENCE	0- 0	0- 0	7- 5				
6- 1	0- 0	0- 0	HOME	0- 0	0- 0	6- 1				
1- 4	0- 0	0- 0	AWAY	0- 0	0- 0	1- 4				
0- 0	0- 0	0- 0	NEUTRAL	0- 0	0- 0	0- 0				

RPI 1-25				RPI 26-50				RPI 51-100				RPI 101+ Team's RPI: 163			
RPI	S	Opponent	Score	RPI	S	Opponent	Score	RPI	S	Opponent	Score	RPI	S	Opponent	Score
3	H	Louisville	49 75	29	H	South Dakota St.	54 71	58	N	Maine	66 61	108	A	Northern Colo.	65 68
8	H	NC State	58 78					60	H	Belmont	51 67	133	H	UT Martin	79 81
16	A	UCF	37 75					61	N	Middle Tenn.	47 58	153	A	Mercer	58 65
23	N	Central Mich.	50 73					62	A	Virginia Tech	59 74	153	H	Mercer	56 62
												190	N	Saint Louis	71 61
												208	A	Hampton	58 50
												214	A	Furman	54 61
												214	H	Furman	73 53
												216	H	Liberty	75 60
												254	A	ETSU	54 64
												254	H	ETSU	76 67
												259	A	Wofford	60 64
												259	H	Wofford	89 82
												287	A	Samford	73 63
												287	H	Samford	61 56
												303	H	UNC Greensboro	64 54
												338	H	Western Caro.	72 58
LAST 12 Division I GAMES:															
		58 N Maine	66 61			303 H UNC Greensboro	64 54								
		153 H Mercer	56 62			338 H Western Caro.	72 58								
		287 H Samford	61 56			287 A Samford	73 63								
		259 A Wofford	60 64			153 A Mercer	58 65								
		214 A Furman	54 61			214 H Furman	73 53								
		254 A ETSU	54 64			259 H Wofford	89 82								

Non-Div I Games: Lee

61 55

Chattanooga

■ Loss, 
 ■ Non-Conf, 
 ■ S Site, 
 ■ H Home 
 ■ A Away 
 N Neutral

Average RPI Win:	339	WON-LOST	WINNING	LAST 10	STRENGTH OF	OPP. STRENGTH	TEAM	ADJ.	CONF.	ADJ CONF.
Average RPI Loss:	229	RECORD	PCT. RANK	GAMES	SCHEDULE	OF SCHEDULE	RPI	RPI	RPI	RPI
DIV. I ONLY	2- 24	349	1- 0	325	330	350	350	30	30	
DIV. I NON-CONF.	0- 13	336	0- 0	248	315	344	344	30	30	
TOTALS	RPI 1-25	RPI 26-50	W-L RECORDS	RPI 51-100	RPI 101-150	RPI 150+				
2- 24	0- 0	0- 0	OVERALL	0- 1	0- 4	2- 19				
2- 11	0- 0	0- 0	HOME	0- 0	0- 2	2- 9				
0- 12	0- 0	0- 0	AWAY	0- 1	0- 2	0- 9				
0- 1	0- 0	0- 0	NEUTRAL	0- 0	0- 0	0- 1				
0- 13	0- 0	0- 0	NON-CONFERENCE	0- 1	0- 3	0- 9				
0- 5	0- 0	0- 0	HOME	0- 0	0- 1	0- 4				
0- 7	0- 0	0- 0	AWAY	0- 1	0- 2	0- 4				
0- 1	0- 0	0- 0	NEUTRAL	0- 0	0- 0	0- 1				
2- 11	0- 0	0- 0	CONFERENCE	0- 0	0- 1	2- 10				
2- 6	0- 0	0- 0	HOME	0- 0	0- 1	2- 5				
0- 5	0- 0	0- 0	AWAY	0- 0	0- 0	0- 5				
0- 0	0- 0	0- 0	NEUTRAL	0- 0	0- 0	0- 0				

RPI 1-25			RPI 26-50			RPI 51-100			RPI 101+			Team's RPI: 350
RPI	S	Opponent	Score	RPI	S	Opponent	Score	RPI	S	Opponent	Score	
						98 A Northern Ill.	52 114	103 H UAB			45 90	
								119 A Northwestern			35 97	
								131 A Morehead St.			68 104	
								146 H New Mexico St.			66 87	
								156 A Bradley			59 89	
								180 A Wisconsin			38 85	
								186 A Xavier			57 91	
								225 H UTRGV			55 71	
								240 H UMKC			58 111	
								241 H SIUE			66 82	
								244 A Loyola Chicago			40 76	
								250 A California Baptist			52 89	
								250 H California Baptist			67 93	
								263 N St. Francis Brooklyn			73 110	
								265 A CSU Bakersfield			47 80	
								265 H CSU Bakersfield			56 67	
								272 H Brown			65 90	
								274 A Utah Valley			61 76	
								274 H Utah Valley			65 70	
								314 H Valparaiso			70 76	
								332 H Evansville			58 67	
								335 A Grand Canyon			49 84	
								335 H Grand Canyon			50 48	
								343 A Seattle U			54 90	
								343 H Seattle U			64 61	
LAST 12 Division I GAMES:												
343 H		Seattle U	64 61	225 H		UTRGV	55 71					
274 H		Utah Valley	65 70	274 A		Utah Valley	61 76					
335 A		Grand Canyon	49 84	343 A		Seattle U	54 90					
265 A		CSU Bakersfield	47 80	265 H		CSU Bakersfield	56 67					
250 H		California Baptist	67 93	335 H		Grand Canyon	50 48					
146 H		New Mexico St.	66 87	250 A		California Baptist	52 89					

Non-Div I Games:

Chicago St.

■ Loss, 
■ Non-Conf, 
■ S Site, 
■ Home 
■ A Away 
N Neutral

Average RPI Win:	192	WON-LOST	WINNING	LAST 10	STRENGTH OF	OPP. STRENGTH	TEAM	ADJ.	CONF.	ADJ CONF.
Average RPI Loss:	81	RECORD	PCT. RANK	GAMES	SCHEDULE	OF SCHEDULE	RPI	RPI	RPI	RPI
DIV. I ONLY	18- 9	84	1- 0	133	83	81	81	9	9	
DIV. I NON-CONF.	8- 5	119	0- 0	188	122	143	143	8	8	
TOTALS	RPI 1-25	RPI 26-50	W-L RECORDS	RPI 51-100	RPI 101-150	RPI 150+				
18- 9	0- 3	0- 1	OVERALL	1- 2	3- 1	14- 2				
13- 2	0- 1	0- 0	HOME	1- 1	2- 0	10- 0				
5- 7	0- 2	0- 1	AWAY	0- 1	1- 1	4- 2				
0- 0	0- 0	0- 0	NEUTRAL	0- 0	0- 0	0- 0				
8- 5	0- 0	0- 1	NON-CONFERENCE	0- 2	2- 1	6- 1				
7- 1	0- 0	0- 0	HOME	0- 1	2- 0	5- 0				
1- 4	0- 0	0- 1	AWAY	0- 1	0- 1	1- 1				
0- 0	0- 0	0- 0	NEUTRAL	0- 0	0- 0	0- 0				
10- 4	0- 3	0- 0	CONFERENCE	1- 0	1- 0	8- 1				
6- 1	0- 1	0- 0	HOME	1- 0	0- 0	5- 0				
4- 3	0- 2	0- 0	AWAY	0- 0	1- 0	3- 1				
0- 0	0- 0	0- 0	NEUTRAL	0- 0	0- 0	0- 0				

RPI S Opponent	Score	RPI S Opponent	Score	RPI S Opponent	Score	Team's RPI: 81	RPI S Opponent	Score
5 A UConn	38 82	42 A Miami (OH)	65 78	75 A Ohio St.	56 69		101 H VCU	66 54
5 H UConn	55 65			87 H Old Dominion	72 76		115 H Yale	66 52
16 A UCF	55 56			90 H Houston	68 57		125 A Pittsburgh	48 65
							132 A South Fla.	57 56
							157 A Tulsa	70 50
							157 H Tulsa	74 47
							161 A Temple	70 78
							161 H Temple	72 52
							186 H Xavier	79 61
							190 A Saint Louis	51 50
							209 A Memphis	89 69
							209 H Memphis	80 56
							210 H SMU	69 57
							212 A Ball St.	63 75
							223 A East Carolina	68 57
							223 H Howard	85 51
							254 H ETSU	77 64
							255 H Wichita St.	82 54
							260 H Austin Peay	69 48
							318 H Lipscomb	71 55
LAST 12 Division I GAMES:								
223 A East Carolina	68 57	132 A South Fla.	57 56					
157 H Tulsa	74 47	209 H Memphis	80 56					
161 A Temple	70 78	90 H Houston	68 57					
209 A Memphis	89 69	157 A Tulsa	70 50					
255 H Wichita St.	82 54	161 H Temple	72 52					
5 H UConn	55 65	16 A UCF	55 56					

Non-Div I Games:

Cincinnati

Average RPI Win:	129	WON-LOST	WINNING	LAST 10	STRENGTH OF	OPP. STRENGTH	TEAM	ADJ.	CONF.	ADJ CONF.
Average RPI Loss:	44	RECORD	PCT. RANK	GAMES	SCHEDULE	OF SCHEDULE	RPI	RPI	RPI	RPI
DIV. I ONLY	18- 10	91	1- 0	27	14	41	41	1	1	
DIV. I NON-CONF.	9- 4	85	1- 0	156	96	110	110	1	1	
TOTALS	RPI 1-25	RPI 26-50	W-L RECORDS	RPI 51-100	RPI 101-150	RPI 150+				
18- 10	3- 5	1- 3	OVERALL	3- 0	6- 2	5- 0				
12- 5	1- 3	1- 1	HOME	3- 0	2- 1	5- 0				
5- 4	2- 2	0- 1	AWAY	0- 0	3- 1	0- 0				
1- 1	0- 0	0- 1	NEUTRAL	0- 0	1- 0	0- 0				
9- 4	0- 1	0- 1	NON-CONFERENCE	1- 0	3- 2	5- 0				
8- 1	0- 0	0- 0	HOME	1- 0	2- 1	5- 0				
0- 2	0- 1	0- 0	AWAY	0- 0	0- 1	0- 0				
1- 1	0- 0	0- 1	NEUTRAL	0- 0	1- 0	0- 0				
9- 6	3- 4	1- 2	CONFERENCE	2- 0	3- 0	0- 0				
4- 4	1- 3	1- 1	HOME	2- 0	0- 0	0- 0				
5- 2	2- 1	0- 1	AWAY	0- 0	3- 0	0- 0				
0- 0	0- 0	0- 0	NEUTRAL	0- 0	0- 0	0- 0				

RPI S	Opponent	Score	RPI S	Opponent	Score	RPI S	Opponent	Score	RPI S	Opponent	Score
1	H Notre Dame	63 101	31	H North Carolina	64 70	60	H Belmont	65 62	114	A Boston College	91 58
3	H Louisville	44 76	40	A Georgia Tech	53 75	62	H Virginia Tech	73 66	118	H High Point	83 64
8	A NC State	51 54	40	H Georgia Tech	71 61	99	H Virginia	71 65	125	A Pittsburgh	65 59
12	H Syracuse	75 84	43	N Tennessee	66 78				128	A Wake Forest	69 53
15	A South Carolina	57 69							129	N Oklahoma	74 62
18	A Miami (FL)	76 67							138	H Davidson	80 90
20	A Florida St.	57 45							142	H Appalachian St.	87 48
20	H Florida St.	73 68							147	A Alabama	56 76
									202	H Marshall	68 54
									211	H Illinois	69 67
									259	H Wofford	85 77
									262	H Rhode Island	80 67
									318	H Lipscomb	68 26
LAST 12 Division I GAMES:											
129	N Oklahoma	74 62	128	A Wake Forest	69 53						
62	H Virginia Tech	73 66	3	H Louisville	44 76						
40	A Georgia Tech	53 75	1	H Notre Dame	63 101						
114	A Boston College	91 58	8	A NC State	51 54						
20	H Florida St.	73 68	125	A Pittsburgh	65 59						
31	H North Carolina	64 70	40	H Georgia Tech	71 61						

Non-Div I Games:

Clemson

■ Loss, 
 ■ Non-Conf, S Site, 
 ■ Home 
 ■ Away 
 N Neutral

Average RPI Win:	296	WON-LOST	WINNING	LAST 10	STRENGTH OF	OPP. STRENGTH	TEAM	ADJ.	CONF.	ADJ CONF.
Average RPI Loss:	145	RECORD	PCT. RANK	GAMES	SCHEDULE	OF SCHEDULE	RPI	RPI	RPI	RPI
DIV. I ONLY	8- 18	272	0- 1	249	230	285	285	21	21	
DIV. I NON-CONF.	1- 8	322	0- 0	129	225	303	303	18	18	
TOTALS	RPI 1-25	RPI 26-50	W-L RECORDS	RPI 51-100	RPI 101-150	RPI 150+				
8- 18	0- 0	0- 1	OVERALL	0- 5	0- 3	8- 9				
5- 6	0- 0	0- 0	HOME	0- 3	0- 1	5- 2				
3- 11	0- 0	0- 1	AWAY	0- 2	0- 2	3- 6				
0- 1	0- 0	0- 0	NEUTRAL	0- 0	0- 0	0- 1				
1- 8	0- 0	0- 1	NON-CONFERENCE	0- 1	0- 0	1- 6				
1- 2	0- 0	0- 0	HOME	0- 1	0- 0	1- 1				
0- 5	0- 0	0- 1	AWAY	0- 0	0- 0	0- 4				
0- 1	0- 0	0- 0	NEUTRAL	0- 0	0- 0	0- 1				
7- 10	0- 0	0- 0	CONFERENCE	0- 4	0- 3	7- 3				
4- 4	0- 0	0- 0	HOME	0- 2	0- 1	4- 1				
3- 6	0- 0	0- 0	AWAY	0- 2	0- 2	3- 2				
0- 0	0- 0	0- 0	NEUTRAL	0- 0	0- 0	0- 0				

RPI S	Opponent	Score	RPI S	Opponent	Score	RPI S	Opponent	Score	RPI S	Opponent	Score	Team's RPI: 285
			32 A	Ohio	54 72	64 A	Wright St.	52 78	122 A	Youngstown St.	55 73	
						64 H	Wright St.	65 70	130 A	IUPUI	36 64	
						74 A	Green Bay	53 62	130 H	IUPUI	50 75	
						74 H	Green Bay	63 76	156 H	Bradley	65 67	
						80 H	Toledo	60 65	160 H	Illinois St.	67 63	
									166 N	Tulane	72 81	
									195 A	Milwaukee	53 59	
									195 H	Milwaukee	60 78	
									202 A	Marshall	64 86	
									204 A	Eastern Mich.	63 69	
									212 A	Ball St.	62 67	
									251 A	Northern Ky.	55 74	
									251 H	Northern Ky.	76 47	
									256 A	San Diego	82 83	
									308 A	Oakland	64 62	
									308 H	Oakland	98 90	
									333 A	Detroit Mercy	67 49	
									333 H	Detroit Mercy	67 51	
									337 A	UIC	74 48	
									337 H	UIC	71 53	
LAST 12 Division I GAMES:												
251 A	Northern Ky.	55 74	308 H	Oakland	98 90							
64 A	Wright St.	52 78	333 H	Detroit Mercy	67 51							
74 H	Green Bay	63 76	122 A	Youngstown St.	55 73							
195 H	Milwaukee	60 78	64 H	Wright St.	65 70							
130 A	IUPUI	36 64	251 H	Northern Ky.	76 47							
337 A	UIC	74 48	195 A	Milwaukee	53 59							

Non-Div I Games: Lake Erie 79 49 Salem (WV) 113 81

Cleveland St.

Loss, Non-Conf, S Site, H Home A Away N Neutral

Average RPI Win: 245		WON-LOST	WINNING	LAST 10	STRENGTH OF	OPP. STRENGTH	TEAM	ADJ.	CONF.	ADJ CONF.
Average RPI Loss: 99		RECORD	PCT. RANK	GAMES	SCHEDULE	OF SCHEDULE	RPI	RPI	RPI	RPI
DIV. I ONLY		13- 10	140	1- 0	181	193	162	162	12	12
DIV. I NON-CONF.		6- 3	91	0- 0	281	294	166	166	14	14
TOTALS		RPI 1-25	RPI 26-50	W-L RECORDS	RPI 51-100	RPI 101-150	RPI 150+			
13- 10	0- 0		0- 2	OVERALL	0- 5	2- 2	11- 1			
7- 4	0- 0		0- 0	HOME	0- 4	1- 0	6- 0			
6- 4	0- 0		0- 0	AWAY	0- 1	1- 2	5- 1			
0- 2	0- 0		0- 2	NEUTRAL	0- 0	0- 0	0- 0			
6- 3	0- 0		0- 2	NON-CONFERENCE	0- 0	0- 1	6- 0			
4- 0	0- 0		0- 0	HOME	0- 0	0- 0	4- 0			
2- 1	0- 0		0- 0	AWAY	0- 0	0- 1	2- 0			
0- 2	0- 0		0- 2	NEUTRAL	0- 0	0- 0	0- 0			
7- 7	0- 0		0- 0	CONFERENCE	0- 5	2- 1	5- 1			
3- 4	0- 0		0- 0	HOME	0- 4	1- 0	2- 0			
4- 3	0- 0		0- 0	AWAY	0- 1	1- 1	3- 1			
0- 0	0- 0		0- 0	NEUTRAL	0- 0	0- 0	0- 0			

RPI 1-25				RPI 26-50				RPI 51-100				RPI 101+				Team's RPI: 162	
RPI	S	Opponent	Score	RPI	S	Opponent	Score	RPI	S	Opponent	Score	RPI	S	Opponent	Score		
				35	N	Rice	52 56	68	H	Little Rock	47 60	134	A	Georgia St.	67 62		
				47	N	Auburn	78 84	94	A	UT Arlington	53 79	142	A	Appalachian St.	53 67		
								94	H	UT Arlington	64 67	142	H	Appalachian St.	74 66		
								96	H	Troy	81 82	143	A	UC Riverside	43 62		
								100	H	South Alabama	78 88	168	A	Texas St.	58 73		
												168	H	Texas St.	77 70		
												175	H	Arkansas St.	88 72		
												209	H	Memphis	90 71		
												217	H	Bowling Green	81 80		
												258	A	Louisiana	76 58		
												283	A	Ga. Southern	76 73		
												301	H	South Carolina St.	57 44		
												303	A	UNC Greensboro	78 71		
												316	A	La.-Monroe	79 54		
												338	H	Western Caro.	77 59		
												339	A	N.C. Central	89 66		
LAST 12 Division I GAMES:																	
				134	A	Georgia St.	67 62	316	A	La.-Monroe	79 54						
				283	A	Ga. Southern	76 73	175	H	Arkansas St.	88 72						
				142	H	Appalachian St.	74 66	68	H	Little Rock	47 60						
				168	H	Texas St.	77 70	142	A	Appalachian St.	53 67						
				94	H	UT Arlington	64 67	94	A	UT Arlington	53 79						
				258	A	Louisiana	76 58	168	A	Texas St.	58 73						

Non-Div I Games:	N.C. Wesleyan	126	65	Meredith	128	39
------------------	---------------	-----	----	----------	-----	----

Coastal Caro.

■ Loss, ■ Non-Conf, S Site, H Home A Away N Neutral

Average RPI Win:	247	WON-LOST	WINNING	LAST 10	STRENGTH OF	OPP. STRENGTH	TEAM	ADJ.	CONF.	ADJ CONF.
Average RPI Loss:	159	RECORD	PCT. RANK	GAMES	SCHEDULE	OF SCHEDULE	RPI	RPI	RPI	RPI
DIV. I ONLY	6- 19	300	0- 1	163	242	288	288	10	10	
DIV. I NON-CONF.	3- 7	256	0- 0	306	351	330	330	10	10	
TOTALS	RPI 1-25	RPI 26-50	W-L RECORDS	RPI 51-100	RPI 101-150	RPI 150+				
6- 19	0- 0	0- 2	OVERALL	0- 2	0- 7	6- 8				
4- 9	0- 0	0- 1	HOME	0- 1	0- 3	4- 4				
2- 10	0- 0	0- 1	AWAY	0- 1	0- 4	2- 4				
0- 0	0- 0	0- 0	NEUTRAL	0- 0	0- 0	0- 0				
3- 7	0- 0	0- 0	NON-CONFERENCE	0- 0	0- 1	3- 6				
2- 3	0- 0	0- 0	HOME	0- 0	0- 0	2- 3				
1- 4	0- 0	0- 0	AWAY	0- 0	0- 1	1- 3				
0- 0	0- 0	0- 0	NEUTRAL	0- 0	0- 0	0- 0				
3- 12	0- 0	0- 2	CONFERENCE	0- 2	0- 6	3- 2				
2- 6	0- 0	0- 1	HOME	0- 1	0- 3	2- 1				
1- 6	0- 0	0- 1	AWAY	0- 1	0- 3	1- 1				
0- 0	0- 0	0- 0	NEUTRAL	0- 0	0- 0	0- 0				

RPI 1-25				RPI 26-50				RPI 51-100				RPI 101+				Team's RPI: 288	
RPI	S	Opponent	Score	RPI	S	Opponent	Score	RPI	S	Opponent	Score	RPI	S	Opponent	Score		
				36	A	James Madison	35 76	66	A	Drexel	53 76	107	A	Towson	61 87		
				36	H	James Madison	50 91	66	H	Drexel	42 65	107	H	Towson	61 77		
												112	H	Northeastern	56 87		
												121	A	UNCW	49 71		
												142	A	Appalachian St.	66 80		
												149	A	Delaware	50 74		
												149	H	Delaware	60 72		
												170	A	William & Mary	66 54		
												170	H	William & Mary	79 77		
												197	A	George Mason	52 66		
												213	A	Elon	68 76		
												213	H	Elon	52 72		
												214	H	Furman	67 70		
												219	A	Campbell	65 66		
												221	H	Hofstra	70 62		
												259	A	Wofford	58 78		
												279	H	Winthrop	64 71		
												300	H	Charleston So.	79 52		
												301	H	South Carolina St.	75 51		
												318	A	Lipscomb	65 63		
												330	H	Presbyterian	65 71		
LAST 12 Division I GAMES:																	
				66	H	Drexel	42 65	221	H	Hofstra	70 62						
				149	H	Delaware	60 72	112	H	Northeastern	56 87						
				107	A	Towson	61 87	149	A	Delaware	50 74						
				36	A	James Madison	35 76	66	A	Drexel	53 76						
				213	H	Elon	52 72	36	H	James Madison	50 91						
				170	H	William & Mary	79 77	107	H	Towson	61 77						

Non-Div I Games: North Greenville 95 62

Col. of Charleston

■ Loss, 
 ■ Non-Conf, S Site, 
 ■ Home 
 ■ Away 
 N Neutral

Average RPI Win: <b>272</b>	WON-LOST	WINNING	LAST 10	STRENGTH OF	OPP. STRENGTH	TEAM	ADJ.	CONF.	ADJ CONF.
Average RPI Loss: <b>164</b>	RECORD	PCT. RANK	GAMES	SCHEDULE	OF SCHEDULE	RPI	RPI	RPI	RPI
DIV. I ONLY	10- 15	230	1- 0	261	248	252	252	18	18
DIV. I NON-CONF.	4- 6	212	0- 0	329	337	301	301	21	21
TOTALS	RPI 1-25	RPI 26-50	W-L RECORDS	RPI 51-100	RPI 101-150	RPI 150+			
10- 15	0- 0	0- 0	OVERALL	0- 4	0- 4	10- 7			
5- 6	0- 0	0- 0	HOME	0- 2	0- 1	5- 3			
5- 9	0- 0	0- 0	AWAY	0- 2	0- 3	5- 4			
0- 0	0- 0	0- 0	NEUTRAL	0- 0	0- 0	0- 0			
4- 6	0- 0	0- 0	NON-CONFERENCE	0- 0	0- 2	4- 4			
3- 1	0- 0	0- 0	HOME	0- 0	0- 0	3- 1			
1- 5	0- 0	0- 0	AWAY	0- 0	0- 2	1- 3			
0- 0	0- 0	0- 0	NEUTRAL	0- 0	0- 0	0- 0			
6- 9	0- 0	0- 0	CONFERENCE	0- 4	0- 2	6- 3			
2- 5	0- 0	0- 0	HOME	0- 2	0- 1	2- 2			
4- 4	0- 0	0- 0	AWAY	0- 2	0- 1	4- 1			
0- 0	0- 0	0- 0	NEUTRAL	0- 0	0- 0	0- 0			

RPI S	Opponent	Score	RPI S	Opponent	Score	RPI S	Opponent	Score	RPI S	Opponent	Score	Team's RPI: 252
						54	A Bucknell	58 76	115	A Yale	61 80	
						54	H Bucknell	62 90	123	A Dayton	58 67	
						77	A American	57 76	139	A Lehigh	58 86	
						77	H American	66 71	139	H Lehigh	63 75	
									155	A Boston U.	81 72	
									155	H Boston U.	53 61	
									185	A Holy Cross	70 67	
									197	A George Mason	61 64	
									236	H Columbia	84 71	
									237	A Navy	52 67	
									237	H Navy	49 62	
									261	A Niagara	69 74	
									270	A Siena	53 55	
									273	A Army West Point	70 58	
									282	H Canisius	67 53	
									296	A Loyola Maryland	58 47	
									296	H Loyola Maryland	73 64	
									324	A UMass Lowell	61 52	
									325	H NJIT	53 71	
									326	H Lafayette	60 49	
									348	H Fairleigh Dickinson	71 52	
LAST 12 Division I GAMES:												
296	A Loyola Maryland	58 47	273	A Army West Point	70 58							
139	H Lehigh	63 75	296	H Loyola Maryland	73 64							
54	A Bucknell	58 76	139	A Lehigh	58 86							
155	H Boston U.	53 61	54	H Bucknell	62 90							
237	A Navy	52 67	155	A Boston U.	81 72							
77	H American	66 71	237	H Navy	49 62							

Non-Div I Games:

Colgate

■ Loss, 
■ Non-Conf, 
■ S Site, 
■ H Home 
■ A Away 
N Neutral



Colorado

Through Games Of Feb. 25, 2019

Average RPI Win:	180	WON-LOST	WINNING	LAST 10	STRENGTH OF	OPP. STRENGTH	TEAM	ADJ.	CONF.	ADJ CONF.
Average RPI Loss:	60	RECORD	PCT. RANK	GAMES	SCHEDULE	OF SCHEDULE	RPI	RPI	RPI	RPI
DIV. I ONLY	12- 15	207	0- 1	80	31	165	165	2	2	
DIV. I NON-CONF.	10- 1	17	0- 0	200	163	38	38	2	2	
TOTALS	RPI 1-25	RPI 26-50	W-L RECORDS	RPI 51-100	RPI 101-150	RPI 150+				
12- 15	0- 6	2- 2	OVERALL	0- 4	3- 1	7- 2				
10- 7	0- 2	2- 2	HOME	0- 2	3- 0	5- 1				
1- 8	0- 4	0- 0	AWAY	0- 2	0- 1	1- 1				
1- 0	0- 0	0- 0	NEUTRAL	0- 0	0- 0	1- 0				
10- 1	0- 1	1- 0	NON-CONFERENCE	0- 0	2- 0	7- 0				
8- 0	0- 0	1- 0	HOME	0- 0	2- 0	5- 0				
1- 1	0- 1	0- 0	AWAY	0- 0	0- 0	1- 0				
1- 0	0- 0	0- 0	NEUTRAL	0- 0	0- 0	1- 0				
2- 14	0- 5	1- 2	CONFERENCE	0- 4	1- 1	0- 2				
2- 7	0- 2	1- 2	HOME	0- 2	1- 0	0- 1				
0- 7	0- 3	0- 0	AWAY	0- 2	0- 1	0- 1				
0- 0	0- 0	0- 0	NEUTRAL	0- 0	0- 0	0- 0				

RPI S	Opponent	Score	RPI S	Opponent	Score	RPI S	Opponent	Score	RPI S	Opponent	Score	Team's RPI: 165
4	H Stanford	69 80	31	H North Carolina	86 74	65	A Utah	59 78	102	H Pepperdine	80 65	
6	A Oregon	43 102	33	H UCLA	60 64	65	H Utah	61 76	108	H Northern Colo.	77 69	
18	A Miami (FL)	58 73	38	H California	60 80	72	A Arizona	51 63	145	A Washington St.	48 74	
19	A Arizona St.	49 66	50	H Southern California	81 76	72	H Arizona	67 69	145	H Washington St.	72 61	
19	H Arizona St.	70 76							158	A Washington	58 68	
21	A Oregon St.	65 89							158	H Washington	46 60	
									189	N Utah St.	78 68	
									207	H Prairie View	79 38	
									218	A Nevada	65 52	
									237	H Navy	59 43	
									276	H Colorado St.	59 40	
									287	H Samford	81 39	
									309	H San Jose St.	76 64	
LAST 12 Division I GAMES:												
158	H Washington	46 60	6	A Oregon	43 102							
145	H Washington St.	72 61	21	A Oregon St.	65 89							
72	A Arizona	51 63	38	H California	60 80							
19	A Arizona St.	49 66	4	H Stanford	69 80							
50	H Southern California	81 76	65	A Utah	59 78							
33	H UCLA	60 64	145	A Washington St.	48 74							

Non-Div I Games:

Colorado

Loss, Non-Conf, S Site, H Home A Away N Neutral

Average RPI Win:	231	WON-LOST	WINNING	LAST 10	STRENGTH OF	OPP. STRENGTH	TEAM	ADJ.	CONF.	ADJ CONF.
Average RPI Loss:	130	RECORD	PCT. RANK	GAMES	SCHEDULE	OF SCHEDULE	RPI	RPI	RPI	RPI
DIV. I ONLY	6- 17	293	0- 1	118	138	276	276	15	15	
DIV. I NON-CONF.	4- 5	190	0- 0	46	128	162	162	13	13	
TOTALS	RPI 1-25	RPI 26-50	W-L RECORDS	RPI 51-100	RPI 101-150	RPI 150+				
6- 17	0- 2	0- 4	OVERALL	0- 1	0- 3	6- 7				
6- 7	0- 1	0- 1	HOME	0- 0	0- 2	6- 3				
0- 10	0- 1	0- 3	AWAY	0- 1	0- 1	0- 4				
0- 0	0- 0	0- 0	NEUTRAL	0- 0	0- 0	0- 0				
4- 5	0- 2	0- 1	NON-CONFERENCE	0- 0	0- 1	4- 1				
4- 2	0- 1	0- 0	HOME	0- 0	0- 1	4- 0				
0- 3	0- 1	0- 1	AWAY	0- 0	0- 0	0- 1				
0- 0	0- 0	0- 0	NEUTRAL	0- 0	0- 0	0- 0				
2- 12	0- 0	0- 3	CONFERENCE	0- 1	0- 2	2- 6				
2- 5	0- 0	0- 1	HOME	0- 0	0- 1	2- 3				
0- 7	0- 0	0- 2	AWAY	0- 1	0- 1	0- 3				
0- 0	0- 0	0- 0	NEUTRAL	0- 0	0- 0	0- 0				

RPI 1-25				RPI 26-50				RPI 51-100				RPI 101+ Team's RPI: 276			
RPI	S	Opponent	Score	RPI	S	Opponent	Score	RPI	S	Opponent	Score	RPI	S	Opponent	Score
14	A	Gonzaga	39 50	28	A	BYU	42 51	57	A	Boise St.	57 70	108	H	Northern Colo.	47 53
19	H	Arizona St.	39 70	46	A	Wyoming	32 56					110	A	Fresno St.	54 57
				46	H	Wyoming	49 60					110	H	Fresno St.	55 66
				48	A	New Mexico	58 70					159	H	Denver	84 79
												165	A	Colorado	40 59
												189	H	Utah St.	53 72
												200	H	UNLV	52 49
												218	A	Nevada	57 68
												218	H	Nevada	38 62
												222	H	Cornell	56 53
												226	A	San Diego St.	45 54
												248	H	Northern Ariz.	65 54
												268	H	North Florida	61 59
												291	A	Air Force	48 63
												291	H	Air Force	55 48
												309	H	San Jose St.	70 78
LAST 12 Division I GAMES:															
46	A	Wyoming	32 56	57	A	Boise St.	57 70								
309	H	San Jose St.	70 78	110	A	Fresno St.	54 57								
226	A	San Diego St.	45 54	218	H	Nevada	38 62								
46	H	Wyoming	49 60	189	H	Utah St.	53 72								
218	A	Nevada	57 68	48	A	New Mexico	58 70								
291	H	Air Force	55 48	291	A	Air Force	48 63								

Non-Div I Games: Chadron St. 91 38 Eastern N.M. 72 46

Colorado St.

Loss, Non-Conf, S Site, H Home A Away N Neutral

Average RPI Win:	204	WON-LOST	WINNING	LAST 10	STRENGTH OF	OPP. STRENGTH	TEAM	ADJ.	CONF.	ADJ CONF.
Average RPI Loss:	159	RECORD	PCT. RANK	GAMES	SCHEDULE	OF SCHEDULE	RPI	RPI	RPI	RPI
DIV. I ONLY	7- 16	274	0- 1	134	208	236	236	11	11	
DIV. I NON-CONF.	4- 9	252	0- 0	213	285	260	260	11	11	
TOTALS	RPI 1-25	RPI 26-50	W-L RECORDS	RPI 51-100	RPI 101-150	RPI 150+				
7- 16	0- 0	0- 0	OVERALL	1- 5	0- 3	6- 8				
4- 6	0- 0	0- 0	HOME	1- 3	0- 0	3- 3				
3- 10	0- 0	0- 0	AWAY	0- 2	0- 3	3- 5				
0- 0	0- 0	0- 0	NEUTRAL	0- 0	0- 0	0- 0				
4- 9	0- 0	0- 0	NON-CONFERENCE	0- 1	0- 2	4- 6				
2- 3	0- 0	0- 0	HOME	0- 1	0- 0	2- 2				
2- 6	0- 0	0- 0	AWAY	0- 0	0- 2	2- 4				
0- 0	0- 0	0- 0	NEUTRAL	0- 0	0- 0	0- 0				
3- 7	0- 0	0- 0	CONFERENCE	1- 4	0- 1	2- 2				
2- 3	0- 0	0- 0	HOME	1- 2	0- 0	1- 1				
1- 4	0- 0	0- 0	AWAY	0- 2	0- 1	1- 1				
0- 0	0- 0	0- 0	NEUTRAL	0- 0	0- 0	0- 0				

RPI S	Opponent	Score	RPI S	Opponent	Score	RPI S	Opponent	Score	RPI S	Opponent	Score	Team's RPI: 236
						63	A Penn	56 79	114	A Boston College	60 74	
						63	H Penn	60 72	115	A Yale	61 69	
						76	A Princeton	59 65	116	A Fordham	49 68	
						76	H Princeton	64 79	153	A Mercer	72 68	
						79	H Harvard	75 65	195	A Milwaukee	65 78	
						90	H Houston	72 83	201	H Dartmouth	69 70	
									208	H Hampton	88 63	
									211	A Illinois	69 76	
									221	A Hofstra	65 63	
									222	A Cornell	51 60	
									222	H Cornell	65 57	
									228	A Saint Joseph's	61 68	
									249	H Albany (NY)	58 62	
									252	A Colgate	71 84	
									266	H Cal St. Fullerton	58 61	
									272	A Brown	83 81	
									273	H Army West Point	70 49	
LAST 12 Division I GAMES:												
			76	A Princeton	59 65	63	H Penn	60 72				
			63	A Penn	56 79	76	H Princeton	64 79				
			272	A Brown	83 81	222	H Cornell	65 57				
			115	A Yale	61 69	222	A Cornell	51 60				
			201	H Dartmouth	69 70	153	A Mercer	72 68				
			79	H Harvard	75 65	208	H Hampton	88 63				

Non-Div I Games:

Columbia

■ Loss, 
 ■ Non-Conf, 
 ■ S Site, 
 ■ H Home 
 ■ A Away 
 N Neutral

Average RPI Win:	344	WON-LOST	WINNING	LAST 10	STRENGTH OF	OPP. STRENGTH	TEAM	ADJ.	CONF.	ADJ CONF.
Average RPI Loss:	191	RECORD	PCT. RANK	GAMES	SCHEDULE	OF SCHEDULE	RPI	RPI	RPI	RPI
DIV. I ONLY	3- 23	341	1- 0	186	337	328	328	32	32	
DIV. I NON-CONF.	0- 12	336	0- 0	14	170	240	240	32	32	
TOTALS	RPI 1-25	RPI 26-50	W-L RECORDS	RPI 51-100	RPI 101-150	RPI 150+				
3- 23	0- 2	0- 1	OVERALL	0- 4	0- 2	3- 14				
2- 7	0- 0	0- 0	HOME	0- 0	0- 0	2- 7				
1- 15	0- 2	0- 1	AWAY	0- 4	0- 1	1- 7				
0- 1	0- 0	0- 0	NEUTRAL	0- 0	0- 1	0- 0				
0- 12	0- 2	0- 1	NON-CONFERENCE	0- 4	0- 2	0- 3				
0- 1	0- 0	0- 0	HOME	0- 0	0- 0	0- 1				
0- 10	0- 2	0- 1	AWAY	0- 4	0- 1	0- 2				
0- 1	0- 0	0- 0	NEUTRAL	0- 0	0- 1	0- 0				
3- 11	0- 0	0- 0	CONFERENCE	0- 0	0- 0	3- 11				
2- 6	0- 0	0- 0	HOME	0- 0	0- 0	2- 6				
1- 5	0- 0	0- 0	AWAY	0- 0	0- 0	1- 5				
0- 0	0- 0	0- 0	NEUTRAL	0- 0	0- 0	0- 0				

RPI 1-25				RPI 26-50				RPI 51-100				RPI 101+ Team's RPI: 328			
RPI	S	Opponent	Score	RPI	S	Opponent	Score	RPI	S	Opponent	Score	RPI	S	Opponent	Score
9	A	Mississippi St.	38 110	32	A	Ohio	62 87	70	A	FGCU	61 93	103	N	UAB	61 86
13	A	Maryland	36 93					71	A	West Virginia	37 78	106	A	Minnesota	52 84
								87	A	Old Dominion	51 81	192	A	N.C. A&T	42 66
								99	A	Virginia	41 55	193	A	UMES	54 74
												202	A	Marshall	67 88
												206	H	Bethune-Cookman	65 71
												223	H	Howard	81 88
												261	A	Niagara	69 71
												264	H	Norfolk St.	63 68
												301	A	South Carolina St.	55 60
												301	H	South Carolina St.	59 75
												307	H	Morgan St.	57 74
												312	H	UMBC	52 57
												339	A	N.C. Central	57 62
												342	A	Delaware St.	71 57
												342	H	Delaware St.	85 59
												347	H	Florida A&M	73 53
												349	A	Savannah St.	57 68
												349	H	Savannah St.	70 76
LAST 12 Division I GAMES:															
342	H	Delaware St.	85 59	206	H	Bethune-Cookman	65 71								
223	H	Howard	81 88	347	H	Florida A&M	73 53								
193	A	UMES	54 74	192	A	N.C. A&T	42 66								
301	A	South Carolina St.	55 60	339	A	N.C. Central	57 62								
349	A	Savannah St.	57 68	301	H	South Carolina St.	59 75								
307	H	Morgan St.	57 74	264	H	Norfolk St.	63 68								

Non-Div I Games:

Coppin St.

■ Loss, 
 ■ Non-Conf, 
 ■ S Site, 
 ■ Home 
 ■ A Away 
 N Neutral

Average RPI Win: <b>257</b>	WON-LOST	WINNING	LAST 10	STRENGTH OF	OPP. STRENGTH	TEAM	ADJ.	CONF.	ADJ CONF.
Average RPI Loss: <b>143</b>	RECORD	PCT. RANK	GAMES	SCHEDULE	OF SCHEDULE	RPI	RPI	RPI	RPI
DIV. I ONLY	<b>9- 12</b>	<b>217</b>	<b>0- 1</b>	<b>211</b>	<b>228</b>	<b>222</b>	<b>222</b>	<b>11</b>	<b>11</b>
DIV. I NON-CONF.	<b>6- 5</b>	<b>143</b>	<b>0- 0</b>	<b>303</b>	<b>331</b>	<b>211</b>	<b>211</b>	<b>11</b>	<b>11</b>
TOTALS	RPI 1-25	RPI 26-50	W-L RECORDS	RPI 51-100	RPI 101-150	RPI 150+			
9- 12	0- 0	0- 0	OVERALL	0- 5	1- 2	8- 5			
6- 4	0- 0	0- 0	HOME	0- 3	0- 0	6- 1			
3- 8	0- 0	0- 0	AWAY	0- 2	1- 2	2- 4			
0- 0	0- 0	0- 0	NEUTRAL	0- 0	0- 0	0- 0			
6- 5	0- 0	0- 0	NON-CONFERENCE	0- 0	0- 2	6- 3			
5- 0	0- 0	0- 0	HOME	0- 0	0- 0	5- 0			
1- 5	0- 0	0- 0	AWAY	0- 0	0- 2	1- 3			
0- 0	0- 0	0- 0	NEUTRAL	0- 0	0- 0	0- 0			
3- 7	0- 0	0- 0	CONFERENCE	0- 5	1- 0	2- 2			
1- 4	0- 0	0- 0	HOME	0- 3	0- 0	1- 1			
2- 3	0- 0	0- 0	AWAY	0- 2	1- 0	1- 1			
0- 0	0- 0	0- 0	NEUTRAL	0- 0	0- 0	0- 0			

RPI S	Opponent	Score	RPI S	Opponent	Score	RPI S	Opponent	Score	RPI S	Opponent	Score	Team's RPI: 222
						63	A Penn	58 <b>69</b>	106	A Minnesota	45 <b>65</b>	
						63	H Penn	46 <b>59</b>	115	A Yale	43 41	
						76	A Princeton	64 <b>68</b>	139	A Lehigh	54 <b>67</b>	
						76	H Princeton	46 <b>75</b>	152	A Stony Brook	61 <b>63</b>	
						79	H Harvard	61 <b>68</b>	201	H Dartmouth	56 <b>63</b>	
									208	H Hampton	79 53	
									236	A Columbia	57 <b>65</b>	
									236	H Columbia	60 51	
									242	H St. Bonaventure	58 44	
									247	A Binghamton	61 <b>72</b>	
									249	H Albany (NY)	48 34	
									272	A Brown	65 53	
									276	A Colorado St.	53 <b>56</b>	
									324	H UMass Lowell	63 54	
									326	A Lafayette	62 59	
									342	H Delaware St.	94 59	
LAST 12 Division I GAMES:												
63	A Penn	58 <b>69</b>	76	H Princeton	46 <b>75</b>							
76	A Princeton	64 <b>68</b>	63	H Penn	46 <b>59</b>							
115	A Yale	43 41	236	A Columbia	57 <b>65</b>							
272	A Brown	65 53	236	H Columbia	60 51							
79	H Harvard	61 <b>68</b>	242	H St. Bonaventure	58 44							
201	H Dartmouth	56 <b>63</b>	208	H Hampton	79 53							

Non-Div I Games:

Cornell

■ Loss, 
 ■ Non-Conf, 
 ■ S Site, 
 ■ H Home 
 ■ A Away 
 N Neutral

Average RPI Win:	166	WON-LOST	WINNING	LAST 10	STRENGTH OF	OPP. STRENGTH	TEAM	ADJ.	CONF.	ADJ CONF.
Average RPI Loss:	62	RECORD	PCT. RANK	GAMES	SCHEDULE	OF SCHEDULE	RPI	RPI	RPI	RPI
DIV. I ONLY	13- 14	183	1- 0	58	54	105	105	6	6	
DIV. I NON-CONF.	6- 5	143	0- 0	97	52	96	96	5	5	
TOTALS	RPI 1-25	RPI 26-50	W-L RECORDS	RPI 51-100	RPI 101-150	RPI 150+				
13- 14	1- 3	0- 2	OVERALL	2- 6	4- 3	6- 0				
5- 6	0- 1	0- 1	HOME	2- 2	1- 2	2- 0				
6- 8	1- 2	0- 1	AWAY	0- 4	2- 1	3- 0				
2- 0	0- 0	0- 0	NEUTRAL	0- 0	1- 0	1- 0				
6- 5	0- 2	0- 2	NON-CONFERENCE	1- 1	1- 0	4- 0				
2- 2	0- 1	0- 1	HOME	1- 0	0- 0	1- 0				
2- 3	0- 1	0- 1	AWAY	0- 1	0- 0	2- 0				
2- 0	0- 0	0- 0	NEUTRAL	0- 0	1- 0	1- 0				
7- 9	1- 1	0- 0	CONFERENCE	1- 5	3- 3	2- 0				
3- 4	0- 0	0- 0	HOME	1- 2	1- 2	1- 0				
4- 5	1- 1	0- 0	AWAY	0- 3	2- 1	1- 0				
0- 0	0- 0	0- 0	NEUTRAL	0- 0	0- 0	0- 0				

RPI S	Opponent	Score	RPI S	Opponent	Score	RPI S	Opponent	Score	RPI S	Opponent	Score	Team's RPI: 105
10	A Marquette	67 85	29	A South Dakota St.	48 74	53	A Villanova	62 67	104	A St. John's (NY)	65 63	
20	A Florida St.	52 71	34	H South Dakota	65 77	53	H Villanova	52 54	104	H St. John's (NY)	45 51	
24	H Drake	69 85				55	A Butler	46 66	111	A Providence	73 64	
25	A DePaul	85 82				55	H Butler	43 75	111	H Providence	63 77	
						86	H Nebraska	74 65	132	N South Fla.	83 76	
						91	A UNI	55 65	140	A Seton Hall	75 82	
						93	A Georgetown	53 62	140	H Seton Hall	80 71	
						93	H Georgetown	65 38	186	A Xavier	53 52	
									186	H Xavier	66 62	
									196	N Vanderbilt	75 55	
									255	A Wichita St.	83 71	
									317	A North Dakota St.	86 51	
									322	H Omaha	66 51	
LAST 12 Division I GAMES:												
111	A Providence	73 64	93	A Georgetown	53 62							
186	A Xavier	53 52	111	H Providence	63 77							
55	A Butler	46 66	55	H Butler	43 75							
140	H Seton Hall	80 71	186	H Xavier	66 62							
104	H St. John's (NY)	45 51	104	A St. John's (NY)	65 63							
53	A Villanova	62 67	140	A Seton Hall	75 82							

Non-Div I Games:

Creighton

■ Loss, 
 ■ Non-Conf, 
 ■ S Site, 
 ■ Home 
 ■ A Away 
 N Neutral

Average RPI Win:	252	WON-LOST	WINNING	LAST 10	STRENGTH OF	OPP. STRENGTH	TEAM	ADJ.	CONF.	ADJ CONF.
Average RPI Loss:	132	RECORD	PCT. RANK	GAMES	SCHEDULE	OF SCHEDULE	RPI	RPI	RPI	RPI
DIV. I ONLY	12- 11	159	0- 1	274	163	201	201	11	11	
DIV. I NON-CONF.	7- 6	153	0- 1	322	234	253	253	11	11	
TOTALS	RPI 1-25	RPI 26-50	W-L RECORDS	RPI 51-100	RPI 101-150	RPI 150+				
12- 11	0- 0	0- 1	OVERALL	0- 5	1- 2	11- 3				
7- 4	0- 0	0- 1	HOME	0- 3	1- 0	6- 0				
5- 5	0- 0	0- 0	AWAY	0- 1	0- 2	5- 2				
0- 2	0- 0	0- 0	NEUTRAL	0- 1	0- 0	0- 1				
7- 6	0- 0	0- 1	NON-CONFERENCE	0- 1	0- 1	7- 3				
5- 1	0- 0	0- 1	HOME	0- 0	0- 0	5- 0				
2- 3	0- 0	0- 0	AWAY	0- 0	0- 1	2- 2				
0- 2	0- 0	0- 0	NEUTRAL	0- 1	0- 0	0- 1				
5- 5	0- 0	0- 0	CONFERENCE	0- 4	1- 1	4- 0				
2- 3	0- 0	0- 0	HOME	0- 3	1- 0	1- 0				
3- 2	0- 0	0- 0	AWAY	0- 1	0- 1	3- 0				
0- 0	0- 0	0- 0	NEUTRAL	0- 0	0- 0	0- 0				

RPI S	Opponent	Score	RPI S	Opponent	Score	RPI S	Opponent	Score	RPI S	Opponent	Score	Team's RPI: 201
44	H Buffalo	69 75	61	N Middle Tenn.	58 70	114	A Boston College	68 99				
			63	H Penn	44 60	115	A Yale	49 64				
			76	H Princeton	75 82	115	H Yale	56 54				
			79	A Harvard	46 56	155	H Boston U.	64 44				
			79	H Harvard	57 73	222	A Cornell	63 56				
						236	A Columbia	70 69				
						247	H Binghamton	63 39				
						256	A San Diego	76 78				
						266	A Cal St. Fullerton	62 67				
						272	A Brown	81 61				
						272	H Brown	78 43				
						281	A Vermont	66 42				
						292	H Fairfield	59 46				
						296	H Loyola Maryland	54 41				
						299	N UC Santa Barbara	56 62				
						310	A New Hampshire	62 42				
						324	H UMass Lowell	70 54				
LAST 12 Division I GAMES:												
299	N UC Santa Barbara	56 62	222	A Cornell	63 56							
272	H Brown	78 43	115	A Yale	49 64							
115	H Yale	56 54	272	A Brown	81 61							
76	H Princeton	75 82	79	H Harvard	57 73							
63	H Penn	44 60	79	A Harvard	46 56							
236	A Columbia	70 69	247	H Binghamton	63 39							

Non-Div I Games:

Dartmouth

■ Loss, 
■ Non-Conf, 
■ S Site, 
■ H Home 
■ A Away 
N Neutral

Average RPI Win:	206	WON-LOST	WINNING	LAST 10	STRENGTH OF	OPP. STRENGTH	TEAM	ADJ.	CONF.	ADJ CONF.
Average RPI Loss:	151	RECORD	PCT. RANK	GAMES	SCHEDULE	OF SCHEDULE	RPI	RPI	RPI	RPI
DIV. I ONLY	15- 11	132	1- 0	193	164	138	138	17	17	
DIV. I NON-CONF.	5- 7	206	0- 0	147	139	165	165	16	16	
TOTALS	RPI 1-25	RPI 26-50	W-L RECORDS	RPI 51-100	RPI 101-150	RPI 150+				
15- 11	0- 1	1- 0	OVERALL	0- 1	3- 4	11- 5				
8- 3	0- 0	0- 0	HOME	0- 0	1- 2	7- 1				
7- 8	0- 1	1- 0	AWAY	0- 1	2- 2	4- 4				
0- 0	0- 0	0- 0	NEUTRAL	0- 0	0- 0	0- 0				
5- 7	0- 1	1- 0	NON-CONFERENCE	0- 1	1- 2	3- 3				
3- 1	0- 0	0- 0	HOME	0- 0	1- 1	2- 0				
2- 6	0- 1	1- 0	AWAY	0- 1	0- 1	1- 3				
0- 0	0- 0	0- 0	NEUTRAL	0- 0	0- 0	0- 0				
10- 4	0- 0	0- 0	CONFERENCE	0- 0	2- 2	8- 2				
5- 2	0- 0	0- 0	HOME	0- 0	0- 1	5- 1				
5- 2	0- 0	0- 0	AWAY	0- 0	2- 1	3- 1				
0- 0	0- 0	0- 0	NEUTRAL	0- 0	0- 0	0- 0				

RPI 1-25				RPI 26-50				RPI 51-100				RPI 101+ Team's RPI: 138			
RPI	S	Opponent	Score	RPI	S	Opponent	Score	RPI	S	Opponent	Score	RPI	S	Opponent	Score
8	A	NC State	45 75	41	A	Clemson	90 80	76	A	Princeton	57 65	116	A	Fordham	60 56
												116	H	Fordham	42 58
												117	A	Charlotte	66 78
												118	H	High Point	71 62
												123	A	Dayton	69 83
												142	H	Appalachian St.	78 81
												144	A	Duquesne	62 47
												170	H	William & Mary	76 65
												183	A	UNC Asheville	56 69
												190	H	Saint Louis	60 57
												191	A	George Washington	62 42
												197	H	George Mason	67 59
												213	A	Elon	72 73
												227	A	Massachusetts	64 49
												227	H	Massachusetts	58 70
												228	A	Saint Joseph's	54 66
												229	A	Gardner-Webb	49 54
												242	H	St. Bonaventure	67 55
												262	A	Rhode Island	77 67
												271	H	Richmond	78 55
												294	H	La Salle	80 61
												300	A	Charleston So.	72 34
												330	H	Presbyterian	83 56
LAST 12 Division I GAMES:															
190	H	Saint Louis	60 57	294	H	La Salle	80 61								
123	A	Dayton	69 83	191	A	George Washington	62 42								
227	A	Massachusetts	64 49	116	A	Fordham	60 56								
116	H	Fordham	42 58	227	H	Massachusetts	58 70								
242	H	St. Bonaventure	67 55	271	H	Richmond	78 55								
228	A	Saint Joseph's	54 66	262	A	Rhode Island	77 67								

Non-Div I Games: Queens (NC) 80 47

Davidson

■ Loss, 
 ■ Non-Conf, 
 ■ S Site, 
 ■ H Home 
 ■ A Away 
 N Neutral



Average RPI Win:	194	WON-LOST	WINNING	LAST 10	STRENGTH OF	OPP. STRENGTH	TEAM	ADJ.	CONF.	ADJ CONF.
Average RPI Loss:	103	RECORD	PCT. RANK	GAMES	SCHEDULE	OF SCHEDULE	RPI	RPI	RPI	RPI
DIV. I ONLY	14- 11	141	0- 1	110	122	123	123	17	17	
DIV. I NON-CONF.	5- 6	177	0- 0	23	40	93	93	16	16	
TOTALS	RPI 1-25	RPI 26-50	W-L RECORDS	RPI 51-100	RPI 101-150	RPI 150+				
14- 11	0- 2	2- 1	OVERALL	1- 2	2- 3	9- 3				
11- 1	0- 0	1- 0	HOME	1- 0	2- 1	7- 0				
2- 9	0- 2	0- 1	AWAY	0- 1	0- 2	2- 3				
1- 1	0- 0	1- 0	NEUTRAL	0- 1	0- 0	0- 0				
5- 6	0- 2	2- 1	NON-CONFERENCE	1- 2	0- 1	2- 0				
4- 1	0- 0	1- 0	HOME	1- 0	0- 1	2- 0				
0- 4	0- 2	0- 1	AWAY	0- 1	0- 0	0- 0				
1- 1	0- 0	1- 0	NEUTRAL	0- 1	0- 0	0- 0				
9- 5	0- 0	0- 0	CONFERENCE	0- 0	2- 2	7- 3				
7- 0	0- 0	0- 0	HOME	0- 0	2- 0	5- 0				
2- 5	0- 0	0- 0	AWAY	0- 0	0- 2	2- 3				
0- 0	0- 0	0- 0	NEUTRAL	0- 0	0- 0	0- 0				

RPI 1-25				RPI 26-50				RPI 51-100				RPI 101+ Team's RPI: 123			
RPI	S	Opponent	Score	RPI	S	Opponent	Score	RPI	S	Opponent	Score	RPI	S	Opponent	Score
13	A	Maryland	71 82	36	A	James Madison	55 68	62	N	Virginia Tech	57 69	101	A	VCU	62 64
15	A	South Carolina	55 65	40	N	Georgia Tech	85 66	74	A	Green Bay	35 51	112	H	Northeastern	79 84
				44	H	Buffalo	72 59	80	H	Toledo	70 49	116	H	Fordham	72 50
												138	H	Davidson	83 69
												144	A	Duquesne	57 85
												190	A	Saint Louis	65 68
												191	A	George Washington	45 46
												191	H	George Washington	62 53
												197	A	George Mason	51 54
												227	H	Massachusetts	75 47
												228	H	Saint Joseph's	72 65
												242	A	St. Bonaventure	62 49
												252	H	Colgate	67 58
												262	A	Rhode Island	74 62
												271	H	Richmond	71 50
												294	H	La Salle	84 45
												332	H	Evansville	69 30
LAST 12 Division I GAMES:															
197	A	George Mason	51 54	262	A	Rhode Island	74 62								
138	H	Davidson	83 69	228	H	Saint Joseph's	72 65								
191	H	George Washington	62 53	190	A	Saint Louis	65 68								
101	A	VCU	62 64	116	H	Fordham	72 50								
144	A	Duquesne	57 85	242	A	St. Bonaventure	62 49								
271	H	Richmond	71 50	191	A	George Washington	45 46								

Non-Div I Games:

Dayton

■ Loss, 
 ■ Non-Conf, 
 ■ S Site, 
 ■ H Home 
 ■ A Away 
 N Neutral

Average RPI Win: <b>129</b>	WON-LOST	WINNING	LAST 10	STRENGTH OF	OPP. STRENGTH	TEAM	ADJ.	CONF.	ADJ CONF.
Average RPI Loss: <b>40</b>	RECORD	PCT. RANK	GAMES	SCHEDULE	OF SCHEDULE	RPI	RPI	RPI	RPI
DIV. I ONLY	21- 7	43	1- 0	43	26	25	25	6	6
DIV. I NON-CONF.	9- 3	61	0- 0	80	9	42	42	5	5
TOTALS	RPI 1-25	RPI 26-50	W-L RECORDS	RPI 51-100	RPI 101-150	RPI 150+			
21- 7	0- 5	1- 0	OVERALL	8- 0	6- 2	6- 0			
11- 4	0- 2	0- 0	HOME	4- 0	3- 2	4- 0			
8- 2	0- 2	0- 0	AWAY	3- 0	3- 0	2- 0			
2- 1	0- 1	1- 0	NEUTRAL	1- 0	0- 0	0- 0			
9- 3	0- 3	1- 0	NON-CONFERENCE	2- 0	2- 0	4- 0			
5- 1	0- 1	0- 0	HOME	1- 0	1- 0	3- 0			
2- 1	0- 1	0- 0	AWAY	0- 0	1- 0	1- 0			
2- 1	0- 1	1- 0	NEUTRAL	1- 0	0- 0	0- 0			
12- 4	0- 2	0- 0	CONFERENCE	6- 0	4- 2	2- 0			
6- 3	0- 1	0- 0	HOME	3- 0	2- 2	1- 0			
6- 1	0- 1	0- 0	AWAY	3- 0	2- 0	1- 0			
0- 0	0- 0	0- 0	NEUTRAL	0- 0	0- 0	0- 0			

RPI	S	Opponent	Score	RPI	S	Opponent	Score	RPI	S	Opponent	Score	RPI	S	Opponent	Score
1	H	Notre Dame	77 <b>101</b>	37	N	Kansas St.	79 59	53	A	Villanova	66 59	104	A	St. John's (NY)	70 62
5	A	UConn	63 <b>99</b>					53	H	Villanova	93 70	104	H	St. John's (NY)	73 64
10	A	Marquette	63 <b>96</b>					55	A	Butler	86 78	105	H	Creighton	82 <b>85</b>
10	H	Marquette	87 <b>93</b>					55	H	Butler	76 62	111	H	Providence	88 62
12	N	Syracuse	81 <b>83</b>					74	H	Green Bay	73 64	119	H	Northwestern	76 60
								76	N	Princeton	82 67	129	A	Oklahoma	87 76
								93	A	Georgetown	69 64	140	A	Seton Hall	94 85
								93	H	Georgetown	76 71	140	H	Seton Hall	73 <b>84</b>
												161	H	Temple	102 88
												186	A	Xavier	73 71
												186	H	Xavier	81 48
												244	A	Loyola Chicago	102 76
												297	H	Tennessee St.	95 73
												349	H	Savannah St.	124 61
LAST 12 Division I GAMES:															
55	H	Butler	76 62	10	H	Marquette	87 <b>93</b>								
186	H	Xavier	81 48	186	A	Xavier	73 71								
104	A	St. John's (NY)	70 62	55	A	Butler	86 78								
140	A	Seton Hall	94 85	140	H	Seton Hall	73 <b>84</b>								
93	H	Georgetown	76 71	104	H	St. John's (NY)	73 64								
53	H	Villanova	93 70	53	A	Villanova	66 59								

Non-Div I Games:

DePaul

Delaware

Through Games Of Feb. 25, 2019

Average RPI Win:	226	WON-LOST	WINNING	LAST 10	STRENGTH OF	OPP. STRENGTH	TEAM	ADJ.	CONF.	ADJ CONF.
Average RPI Loss:	98	RECORD	PCT. RANK	GAMES	SCHEDULE	OF SCHEDULE	RPI	RPI	RPI	RPI
DIV. I ONLY	13- 13	170	1- 0	98	170	149	149	10	10	
DIV. I NON-CONF.	5- 7	206	1- 0	109	283	183	183	10	10	
TOTALS	RPI 1-25	RPI 26-50	W-L RECORDS	RPI 51-100	RPI 101-150	RPI 150+				
13- 13	0- 2	0- 1	OVERALL	0- 3	2- 4	11- 3				
6- 5	0- 2	0- 1	HOME	0- 1	2- 1	4- 0				
5- 6	0- 0	0- 0	AWAY	0- 2	0- 2	5- 2				
2- 2	0- 0	0- 0	NEUTRAL	0- 0	0- 1	2- 1				
5- 7	0- 2	0- 0	NON-CONFERENCE	0- 1	0- 1	5- 3				
2- 2	0- 2	0- 0	HOME	0- 0	0- 0	2- 0				
1- 3	0- 0	0- 0	AWAY	0- 1	0- 0	1- 2				
2- 2	0- 0	0- 0	NEUTRAL	0- 0	0- 1	2- 1				
8- 6	0- 0	0- 1	CONFERENCE	0- 2	2- 3	6- 0				
4- 3	0- 0	0- 1	HOME	0- 1	2- 1	2- 0				
4- 3	0- 0	0- 0	AWAY	0- 1	0- 2	4- 0				
0- 0	0- 0	0- 0	NEUTRAL	0- 0	0- 0	0- 0				

RPI 1-25			RPI 26-50			RPI 51-100			RPI 101+			Team's RPI: 149
RPI	S	Opponent	Score	RPI	S	Opponent	Score	RPI	S	Opponent	Score	
13	H	Maryland	53 77	36	H	James Madison	43 68	66	A	Drexel	41 58	107 H Towson 48 56
16	H	UCF	60 71					66	H	Drexel	40 57	112 A Northeastern 62 75
								91	A	UNI	67 79	112 H Northeastern 77 63
												121 A UNCW 64 72
												121 H UNCW 65 53
												135 N Montana St. 60 69
												155 A Boston U. 61 72
												156 N Bradley 47 59
												170 A William & Mary 70 59
												173 N Nicholls St. 71 56
												197 A George Mason 46 72
												213 A Elon 74 63
												221 A Hofstra 78 59
												221 H Hofstra 57 47
												228 H Saint Joseph's 48 39
												229 H Gardner-Webb 69 45
												288 A Col. of Charleston 72 60
												288 H Col. of Charleston 74 50
												326 N Lafayette 65 47
												342 A Delaware St. 85 77
LAST 12 Division I GAMES:												
326	N	Lafayette	65 47	66	A	Drexel	41 58					
173	N	Nicholls St.	71 56	213	A	Elon	74 63					
121	A	UNCW	64 72	170	A	William & Mary	70 59					
288	A	Col. of Charleston	72 60	288	H	Col. of Charleston	74 50					
221	H	Hofstra	57 47	121	H	UNCW	65 53					
112	H	Northeastern	77 63	112	A	Northeastern	62 75					

Non-Div I Games:

Delaware

Loss, Non-Conf, S Site, H Home A Away N Neutral

Average RPI Win:	294	WON-LOST	WINNING	LAST 10	STRENGTH OF	OPP. STRENGTH	TEAM	ADJ.	CONF.	ADJ CONF.
Average RPI Loss:	215	RECORD	PCT. RANK	GAMES	SCHEDULE	OF SCHEDULE	RPI	RPI	RPI	RPI
DIV. I ONLY	3- 19	334	0- 1	299	343	342	342	32	32	
DIV. I NON-CONF.	0- 9	336	0- 0	122	206	324	324	32	32	
TOTALS	RPI 1-25	RPI 26-50	W-L RECORDS	RPI 51-100	RPI 101-150	RPI 150+				
3- 19	0- 0	0- 1	OVERALL	0- 0	0- 3	3- 15				
3- 5	0- 0	0- 1	HOME	0- 0	0- 1	3- 3				
0- 14	0- 0	0- 0	AWAY	0- 0	0- 2	0- 12				
0- 0	0- 0	0- 0	NEUTRAL	0- 0	0- 0	0- 0				
0- 9	0- 0	0- 1	NON-CONFERENCE	0- 0	0- 3	0- 5				
0- 2	0- 0	0- 1	HOME	0- 0	0- 1	0- 0				
0- 7	0- 0	0- 0	AWAY	0- 0	0- 2	0- 5				
0- 0	0- 0	0- 0	NEUTRAL	0- 0	0- 0	0- 0				
3- 10	0- 0	0- 0	CONFERENCE	0- 0	0- 0	3- 10				
3- 3	0- 0	0- 0	HOME	0- 0	0- 0	3- 3				
0- 7	0- 0	0- 0	AWAY	0- 0	0- 0	0- 7				
0- 0	0- 0	0- 0	NEUTRAL	0- 0	0- 0	0- 0				

RPI 1-25			RPI 26-50			RPI 51-100			RPI 101+ Team's RPI: 342								
RPI	S	Opponent	Score	RPI	S	Opponent	Score	RPI	S	Opponent	Score						
				36	H	James Madison	57 103										
												101	A	VCU	55 97		
												104	A	St. John's (NY)	44 82		
												149	H	Delaware	77 85		
												161	A	Temple	61 75		
												186	A	Xavier	59 80		
												192	A	N.C. A&T	49 72		
												192	H	N.C. A&T	47 67		
												193	H	UMES	65 62		
												198	A	Robert Morris	63 64		
												202	A	Marshall	63 75		
												206	A	Bethune-Cookman	55 67		
												222	A	Cornell	59 94		
												223	A	Howard	62 78		
												264	A	Norfolk St.	50 63		
												301	H	South Carolina St.	60 63		
												328	A	Coppin St.	59 85		
												328	H	Coppin St.	57 71		
												339	A	N.C. Central	64 65		
												339	H	N.C. Central	71 61		
												347	A	Florida A&M	52 57		
												349	H	Savannah St.	66 58		
LAST 12 Division I GAMES:																	
				328	A	Coppin St.	59 85					223	A	Howard	62 78		
				193	H	UMES	65 62					347	A	Florida A&M	52 57		
				339	A	N.C. Central	64 65					206	A	Bethune-Cookman	55 67		
				192	A	N.C. A&T	49 72					339	H	N.C. Central	71 61		
				301	H	South Carolina St.	60 63					192	H	N.C. A&T	47 67		
				349	H	Savannah St.	66 58					328	H	Coppin St.	57 71		

Non-Div I Games: Post 65 53 Cheyney 79 59

Delaware St.

■ Loss, 
 ■ Non-Conf, 
 ■ S Site, 
 ■ Home 
 ■ A Away 
 N Neutral

Average RPI Win: <b>220</b>	WON-LOST	WINNING	LAST 10	STRENGTH OF	OPP. STRENGTH	TEAM	ADJ.	CONF.	ADJ CONF.
Average RPI Loss: <b>148</b>	RECORD	PCT. RANK	GAMES	SCHEDULE	OF SCHEDULE	RPI	RPI	RPI	RPI
DIV. I ONLY	15- 12	144	1- 0	194	195	159	159	19	19
DIV. I NON-CONF.	7- 6	153	0- 0	163	191	159	159	19	19
<hr/>									
TOTALS	RPI 1-25	RPI 26-50	W-L RECORDS	RPI 51-100	RPI 101-150	RPI 150+			
15- 12	0- 0	1- 4	OVERALL	2- 1	1- 2	11- 5			
11- 2	0- 0	1- 1	HOME	2- 0	1- 0	7- 1			
4- 10	0- 0	0- 3	AWAY	0- 1	0- 2	4- 4			
0- 0	0- 0	0- 0	NEUTRAL	0- 0	0- 0	0- 0			
7- 6	0- 0	0- 1	NON-CONFERENCE	2- 1	1- 2	4- 2			
6- 1	0- 0	0- 0	HOME	2- 0	1- 0	3- 1			
1- 5	0- 0	0- 1	AWAY	0- 1	0- 2	1- 1			
0- 0	0- 0	0- 0	NEUTRAL	0- 0	0- 0	0- 0			
8- 6	0- 0	1- 3	CONFERENCE	0- 0	0- 0	7- 3			
5- 1	0- 0	1- 1	HOME	0- 0	0- 0	4- 0			
3- 5	0- 0	0- 2	AWAY	0- 0	0- 0	3- 3			
0- 0	0- 0	0- 0	NEUTRAL	0- 0	0- 0	0- 0			

D  
e  
n  
v  
e  
rD  
e  
n  
v  
e  
r

RPI 1-25			RPI 26-50			RPI 51-100			RPI 101+ Team's RPI: 159		
RPI	S	Opponent	Score	RPI	S	Opponent	Score	RPI	S	Opponent	Score
				29	A	South Dakota St.	59 <b>76</b>	59	H	Lamar University	117 110
				29	H	South Dakota St.	67 <b>83</b>	77	H	American	83 54
				34	A	South Dakota	58 <b>73</b>	86	A	Nebraska	71 <b>96</b>
				34	H	South Dakota	104 99				
				46	A	Wyoming	74 <b>78</b>				
<hr/>											
LAST 12 Division I GAMES:											
				252	A	North Dakota	92 91	334	A	Purdue Fort Wayne	55 <b>70</b>
				34	A	South Dakota	58 <b>73</b>	167	H	Oral Roberts	93 76
				334	H	Purdue Fort Wayne	82 62	317	H	North Dakota St.	81 54
				317	A	North Dakota St.	87 67	29	A	South Dakota St.	59 <b>76</b>
				167	A	Oral Roberts	66 <b>74</b>	252	H	North Dakota	87 66
				29	H	South Dakota St.	67 <b>83</b>	34	H	South Dakota	104 99

Non-Div I Games:

Denver

■ Loss, 
 ■ Non-Conf, 
 ■ S Site, 
 ■ H Home 
 ■ A Away 
 N Neutral

Detroit Mercy

Through Games Of Feb. 25, 2019

Average RPI Win:	319	WON-LOST	WINNING	LAST 10	STRENGTH OF	OPP. STRENGTH	TEAM	ADJ.	CONF.	ADJ CONF.
Average RPI Loss:	176	RECORD	PCT. RANK	GAMES	SCHEDULE	OF SCHEDULE	RPI	RPI	RPI	RPI
DIV. I ONLY	3- 23	341	0- 1	281	212	333	333	21	21	
DIV. I NON-CONF.	1- 9	326	0- 0	245	182	320	320	18	18	
TOTALS	RPI 1-25	RPI 26-50	W-L RECORDS	RPI 51-100	RPI 101-150	RPI 150+				
3- 23	0- 0	0- 2	OVERALL	0- 5	0- 4	3- 12				
1- 9	0- 0	0- 1	HOME	0- 1	0- 2	1- 5				
2- 14	0- 0	0- 1	AWAY	0- 4	0- 2	2- 7				
0- 0	0- 0	0- 0	NEUTRAL	0- 0	0- 0	0- 0				
1- 9	0- 0	0- 2	NON-CONFERENCE	0- 2	0- 0	1- 5				
0- 3	0- 0	0- 1	HOME	0- 0	0- 0	0- 2				
1- 6	0- 0	0- 1	AWAY	0- 2	0- 0	1- 3				
0- 0	0- 0	0- 0	NEUTRAL	0- 0	0- 0	0- 0				
2- 14	0- 0	0- 0	CONFERENCE	0- 3	0- 4	2- 7				
1- 6	0- 0	0- 0	HOME	0- 1	0- 2	1- 3				
1- 8	0- 0	0- 0	AWAY	0- 2	0- 2	1- 4				
0- 0	0- 0	0- 0	NEUTRAL	0- 0	0- 0	0- 0				

RPI S	Opponent	Score	RPI S	Opponent	Score	RPI S	Opponent	Score	RPI S	Opponent	Score	Team's RPI: 333
42	H Miami (OH)	59 78	64	A Wright St.	59 78	122	A Youngstown St.	45 91				
45	A Michigan	62 95	74	A Green Bay	37 82	122	H Youngstown St.	59 85				
			74	H Green Bay	40 65	130	A IUPUI	47 82				
			75	A Ohio St.	41 55	130	H IUPUI	41 58				
			80	A Toledo	60 77	195	A Milwaukee	34 59				
						195	H Milwaukee	44 62				
						204	A Eastern Mich.	53 60				
						217	A Bowling Green	73 79				
						244	A Loyola Chicago	43 52				
						251	A Northern Ky.	56 68				
						269	H Western Mich.	44 54				
						284	A Manhattan	58 56				
						285	A Cleveland St.	51 67				
						285	H Cleveland St.	49 67				
						308	A Oakland	67 74				
						308	H Oakland	65 76				
						322	H Omaha	42 51				
						337	A UIC	42 36				
						337	H UIC	62 45				
LAST 12 Division I GAMES:												
74	A Green Bay	37 82	285	A Cleveland St.	51 67							
195	A Milwaukee	34 59	64	A Wright St.	59 78							
130	H IUPUI	41 58	251	A Northern Ky.	56 68							
337	H UIC	62 45	195	H Milwaukee	44 62							
308	H Oakland	65 76	74	H Green Bay	40 65							
122	A Youngstown St.	45 91	337	A UIC	42 36							

Non-Div I Games: Mich.-Dearborn 68 60

Detroit Mercy

Loss, Non-Conf, S Site, H Home A Away N Neutral

Average RPI Win:	173	WON-LOST	WINNING	LAST 10	STRENGTH OF	OPP. STRENGTH	TEAM	ADJ.	CONF.	ADJ CONF.
Average RPI Loss:	23	RECORD	PCT. RANK	GAMES	SCHEDULE	OF SCHEDULE	RPI	RPI	RPI	RPI
DIV. I ONLY	20- 5	28	1- 0	60	86	24	24	13	13	
DIV. I NON-CONF.	7- 4	108	1- 0	6	2	12	12	15	15	
TOTALS	RPI 1-25	RPI 26-50	W-L RECORDS	RPI 51-100	RPI 101-150	RPI 150+				
20- 5	1- 3	2- 1	OVERALL	3- 1	2- 0	12- 0				
8- 2	0- 1	1- 0	HOME	1- 1	1- 0	5- 0				
10- 2	0- 1	0- 1	AWAY	2- 0	1- 0	7- 0				
2- 1	1- 1	1- 0	NEUTRAL	0- 0	0- 0	0- 0				
7- 4	1- 3	2- 1	NON-CONFERENCE	1- 0	2- 0	1- 0				
2- 1	0- 1	1- 0	HOME	0- 0	1- 0	0- 0				
3- 2	0- 1	0- 1	AWAY	1- 0	1- 0	1- 0				
2- 1	1- 1	1- 0	NEUTRAL	0- 0	0- 0	0- 0				
13- 1	0- 0	0- 0	CONFERENCE	2- 1	0- 0	11- 0				
6- 1	0- 0	0- 0	HOME	1- 1	0- 0	5- 0				
7- 0	0- 0	0- 0	AWAY	1- 0	0- 0	6- 0				
0- 0	0- 0	0- 0	NEUTRAL	0- 0	0- 0	0- 0				

RPI	S	Opponent	Score
1	N	Notre Dame	64 82
7	H	Iowa	82 91
11	A	Iowa St.	81 86
15	N	South Carolina	90 85

RPI	S	Opponent	Score
27	N	Rutgers	69 59
29	A	South Dakota St.	71 80
34	H	South Dakota	76 64

RPI	S	Opponent	Score
69	H	Missouri St.	79 85
86	A	Nebraska	83 77
91	A	UNI	88 64
91	H	UNI	76 61

RPI	S	Opponent	Score
105	A	Creighton	85 69
150	H	CSUN	73 63
151	H	Southern Ill.	94 66
156	A	Bradley	92 63
160	A	Illinois St.	82 64
188	A	Indiana St.	70 68
188	H	Indiana St.	96 77
238	A	Western Ill.	98 71
244	A	Loyola Chicago	83 55
244	H	Loyola Chicago	69 60
314	A	Valparaiso	88 62
314	H	Valparaiso	84 53
332	A	Evansville	78 47
332	H	Evansville	66 39

## LAST 12 Division I GAMES:

15	N	South Carolina	90 85	314	A	Valparaiso	88 62
1	N	Notre Dame	64 82	151	H	Southern Ill.	94 66
188	H	Indiana St.	96 77	69	H	Missouri St.	79 85
332	H	Evansville	66 39	332	A	Evansville	78 47
91	H	UNI	76 61	188	A	Indiana St.	70 68
244	A	Loyola Chicago	83 55	91	A	UNI	88 64

Non-Div I Games: Clarke 91 43

Drake

Loss, Non-Conf, S Site, H Home A Away N Neutral

Average RPI Win:	204	WON-LOST	WINNING	LAST 10	STRENGTH OF	OPP. STRENGTH	TEAM	ADJ.	CONF.	ADJ CONF.
Average RPI Loss:	64	RECORD	PCT. RANK	GAMES	SCHEDULE	OF SCHEDULE	RPI	RPI	RPI	RPI
DIV. I ONLY	20- 5	28	1- 0	132	145	66	66	10	10	
DIV. I NON-CONF.	8- 3	72	1- 0	131	259	88	88	10	10	
TOTALS	RPI 1-25	RPI 26-50	W-L RECORDS	RPI 51-100	RPI 101-150	RPI 150+				
20- 5	0- 0	0- 1	OVERALL	1- 3	6- 1	13- 0				
8- 4	0- 0	0- 1	HOME	1- 2	3- 1	4- 0				
11- 0	0- 0	0- 0	AWAY	0- 0	3- 0	8- 0				
1- 1	0- 0	0- 0	NEUTRAL	0- 1	0- 0	1- 0				
8- 3	0- 0	0- 0	NON-CONFERENCE	1- 3	0- 0	7- 0				
3- 2	0- 0	0- 0	HOME	1- 2	0- 0	2- 0				
4- 0	0- 0	0- 0	AWAY	0- 0	0- 0	4- 0				
1- 1	0- 0	0- 0	NEUTRAL	0- 1	0- 0	1- 0				
12- 2	0- 0	0- 1	CONFERENCE	0- 0	6- 1	6- 0				
5- 2	0- 0	0- 1	HOME	0- 0	3- 1	2- 0				
7- 0	0- 0	0- 0	AWAY	0- 0	3- 0	4- 0				
0- 0	0- 0	0- 0	NEUTRAL	0- 0	0- 0	0- 0				

RPI 1-25				RPI 26-50				RPI 51-100				Team's RPI: 66	RPI 101+			
RPI	S	Opponent	Score	RPI	S	Opponent	Score	RPI	S	Opponent	Score		RPI	S	Opponent	Score
				36	H	James Madison	35 51	52	H	Quinnipiac	52 56		107	H	Towson	54 55
								54	H	Bucknell	64 42		112	A	Northeastern	61 59
								63	H	Penn	39 55		112	H	Northeastern	76 45
								64	N	Wright St.	63 71		121	A	UNCW	65 53
													121	H	UNCW	67 55
													149	A	Delaware	57 40
													149	H	Delaware	58 41
													170	A	William & Mary	62 58
													213	A	Elon	59 44
													221	A	Hofstra	61 49
													221	H	Hofstra	62 39
													228	H	Saint Joseph's	51 34
													229	H	Gardner-Webb	65 48
													270	N	Siena	51 39
													271	A	Richmond	58 35
													281	A	Vermont	60 44
													284	A	Manhattan	53 39
													288	A	Col. of Charleston	65 42
													288	H	Col. of Charleston	76 53
													294	A	La Salle	58 43
LAST 12 Division I GAMES:																
				281	A	Vermont	60 44					170	A	William & Mary	62 58	
				288	A	Col. of Charleston	65 42					213	A	Elon	59 44	
				121	A	UNCW	65 53					121	H	UNCW	67 55	
				112	H	Northeastern	76 45					288	H	Col. of Charleston	76 53	
				221	H	Hofstra	62 39					221	A	Hofstra	61 49	
				149	H	Delaware	58 41					112	A	Northeastern	61 59	

Non-Div I Games:

Drexel

■ Loss, 
 ■ Non-Conf, 
 ■ S Site, 
 ■ H Home 
 ■ A Away 
 N Neutral



Duke				STRENGTH OF SCHEDULE	OPP. STRENGTH OF SCHEDULE	TEAM RPI	ADJ. RPI	CONF. RPI	ADJ CONF. RPI
Average RPI Win:	142	WON-LOST RECORD	WINNING PCT. RANK						
Average RPI Loss:	50		LAST 10 GAMES						
DIV. I ONLY	12- 14	195	0- 1	30	5	84	84	1	1
DIV. I NON-CONF.	8- 4	91	0- 1	91	54	61	61	1	1
-----									
TOTALS	RPI 1-25	RPI 26-50	W-L RECORDS	RPI 51-100	RPI 101-150	RPI 150+			
12- 14	0- 7	1- 2	OVERALL	2- 2	4- 2	5- 1			
7- 4	0- 3	0- 0	HOME	1- 1	3- 0	3- 0			
4- 8	0- 4	1- 1	AWAY	1- 1	1- 2	1- 0			
1- 2	0- 0	0- 1	NEUTRAL	0- 0	0- 0	1- 1			
8- 4	0- 1	0- 1	NON-CONFERENCE	2- 0	1- 1	5- 1			
5- 0	0- 0	0- 0	HOME	1- 0	1- 0	3- 0			
2- 2	0- 1	0- 0	AWAY	1- 0	0- 1	1- 0			
1- 2	0- 0	0- 1	NEUTRAL	0- 0	0- 0	1- 1			
4- 10	0- 6	1- 1	CONFERENCE	0- 2	3- 1	0- 0			
2- 4	0- 3	0- 0	HOME	0- 1	2- 0	0- 0			
2- 6	0- 3	1- 1	AWAY	0- 1	1- 1	0- 0			
0- 0	0- 0	0- 0	NEUTRAL	0- 0	0- 0	0- 0			

RPI 1-25				RPI 26-50				RPI 51-100 Team's RPI: 84				RPI 101+			
RPI	S	Opponent	Score	RPI	S	Opponent	Score	RPI	S	Opponent	Score	RPI	S	Opponent	Score
1	A	Notre Dame	61 89	30	N	Missouri	54 62	58	A	Maine	66 63	114	A	Boston College	90 92
3	H	Louisville	51 73	31	A	North Carolina	85 69	62	H	Virginia Tech	57 64	119	A	Northwestern	58 84
8	A	NC State	51 63	40	A	Georgia Tech	64 70	70	H	FGCU	57 41	125	H	Pittsburgh	74 55
12	H	Syracuse	55 64					99	A	Virginia	47 53	128	A	Wake Forest	55 44
18	H	Miami (FL)	50 58									128	H	Wake Forest	66 52
20	A	Florida St.	62 66									136	H	Marist	64 56
21	A	Oregon St.	57 71									158	N	Washington	64 71
												180	A	Wisconsin	60 53
												200	H	UNLV	66 38
												212	N	Ball St.	79 62
												213	H	Elon	81 64
												223	H	East Carolina	83 66
LAST 12 Division I GAMES:															
				30	N	Missouri	54 62	31	A	North Carolina	85 69				
				212	N	Ball St.	79 62	125	H	Pittsburgh	74 55				
				128	A	Wake Forest	55 44	114	A	Boston College	90 92				
				1	A	Notre Dame	61 89	12	H	Syracuse	55 64				
				62	H	Virginia Tech	57 64	128	H	Wake Forest	66 52				
				99	A	Virginia	47 53	20	A	Florida St.	62 66				

Non-Div I Games:

Duke

■ Loss, 
 ■ Non-Conf, 
 ■ S Site, 
 ■ H Home 
 ■ A Away 
 N Neutral

Average RPI Win: <b>203</b>	WON-LOST	WINNING	LAST 10	STRENGTH OF	OPP. STRENGTH	TEAM	ADJ.	CONF.	ADJ CONF.
Average RPI Loss: <b>116</b>	RECORD	PCT. RANK	GAMES	SCHEDULE	OF SCHEDULE	RPI	RPI	RPI	RPI
DIV. I ONLY	15- 12	144	1- 0	169	97	144	144	17	17
DIV. I NON-CONF.	6- 7	172	0- 0	113	11	128	128	16	16
TOTALS	RPI 1-25	RPI 26-50	W-L RECORDS	RPI 51-100	RPI 101-150	RPI 150+			
15- 12	0- 2	0- 2	OVERALL	1- 1	3- 3	11- 4			
7- 5	0- 1	0- 0	HOME	0- 0	2- 2	5- 2			
8- 5	0- 0	0- 2	AWAY	1- 1	1- 1	6- 1			
0- 2	0- 1	0- 0	NEUTRAL	0- 0	0- 0	0- 1			
6- 7	0- 2	0- 2	NON-CONFERENCE	1- 1	1- 1	4- 1			
3- 2	0- 1	0- 0	HOME	0- 0	0- 1	3- 0			
3- 3	0- 0	0- 2	AWAY	1- 1	1- 0	1- 0			
0- 2	0- 1	0- 0	NEUTRAL	0- 0	0- 0	0- 1			
9- 5	0- 0	0- 0	CONFERENCE	0- 0	2- 2	7- 3			
4- 3	0- 0	0- 0	HOME	0- 0	2- 1	2- 2			
5- 2	0- 0	0- 0	AWAY	0- 0	0- 1	5- 1			
0- 0	0- 0	0- 0	NEUTRAL	0- 0	0- 0	0- 0			

RPI 1-25			RPI 26-50			RPI 51-100			RPI 101+ Team's RPI: 144		
RPI	S	Opponent	Score	RPI	S	Opponent	Score	RPI	S	Opponent	Score
12	N	Syracuse	71 <b>87</b>	26	A	Texas	41 <b>78</b>	80	A	Toledo	52 <b>65</b>
16	H	UCF	63 <b>71</b>	49	A	TCU	48 <b>61</b>	83	A	Kent St.	77 72
LAST 12 Division I GAMES:											
101	H	VCU	71 68	116	A	Fordham	46 <b>57</b>	101	H	VCU	71 68
228	A	Saint Joseph's	67 56	191	H	George Washington	54 <b>55</b>	116	A	Fordham	46 <b>57</b>
262	A	Rhode Island	75 58	294	A	La Salle	66 62	123	H	Dayton	85 57
190	H	Saint Louis	63 <b>67</b>	271	H	Richmond	80 54	125	H	Pittsburgh	58 <b>66</b>
123	H	Dayton	85 57	228	H	Saint Joseph's	81 73	126	A	Penn St.	64 58
227	A	Massachusetts	66 <b>69</b>	197	A	George Mason	60 57	138	H	Davidson	47 <b>62</b>
								161	H	Temple	54 53
								190	H	Saint Louis	63 <b>67</b>
								191	H	George Washington	54 <b>55</b>
								197	A	George Mason	60 57
								216	N	Liberty	51 <b>55</b>
								227	A	Massachusetts	66 <b>69</b>
								228	A	Saint Joseph's	67 56
								228	H	Saint Joseph's	81 73
								230	A	Saint Francis (PA)	93 73
								239	H	Mt. St. Mary's	73 64
								242	A	St. Bonaventure	60 54
								254	H	ETSU	66 58
								262	A	Rhode Island	75 58
								271	H	Richmond	80 54
								294	A	La Salle	66 62

Non-Div I Games:

Duquesne

■ Loss, 
 ■ Non-Conf, 
 ■ S Site, 
 ■ H Home 
 ■ A Away 
 N Neutral

Average RPI Win: <b>237</b>	WON-LOST	WINNING	LAST 10	STRENGTH OF	OPP. STRENGTH	TEAM	ADJ.	CONF.	ADJ CONF.
Average RPI Loss: <b>129</b>	RECORD	PCT. RANK	GAMES	SCHEDULE	OF SCHEDULE	RPI	RPI	RPI	RPI
DIV. I ONLY	8- 20	283	0- 2	83	214	254	254	27	27
DIV. I NON-CONF.	2- 14	319	0- 2	25	110	225	225	24	24
TOTALS	RPI 1-25	RPI 26-50	W-L RECORDS	RPI 51-100	RPI 101-150	RPI 150+			
8- 20	0- 1	0- 3	OVERALL	0- 5	1- 3	7- 8			
8- 5	0- 0	0- 0	HOME	0- 2	1- 1	7- 2			
0- 12	0- 0	0- 2	AWAY	0- 3	0- 1	0- 6			
0- 3	0- 1	0- 1	NEUTRAL	0- 0	0- 1	0- 0			
2- 14	0- 1	0- 3	NON-CONFERENCE	0- 5	1- 3	1- 2			
2- 4	0- 0	0- 0	HOME	0- 2	1- 1	1- 1			
0- 7	0- 0	0- 2	AWAY	0- 3	0- 1	0- 1			
0- 3	0- 1	0- 1	NEUTRAL	0- 0	0- 1	0- 0			
6- 6	0- 0	0- 0	CONFERENCE	0- 0	0- 0	6- 6			
6- 1	0- 0	0- 0	HOME	0- 0	0- 0	6- 1			
0- 5	0- 0	0- 0	AWAY	0- 0	0- 0	0- 5			
0- 0	0- 0	0- 0	NEUTRAL	0- 0	0- 0	0- 0			

RPI 1-25				RPI 26-50				RPI 51-100				RPI 101+ Team's RPI: 254			
RPI	S	Opponent	Score	RPI	S	Opponent	Score	RPI	S	Opponent	Score	RPI	S	Opponent	Score
15	N	South Carolina	55 101	27	N	Rutgers	44 68	81	A	Cincinnati	64 77	118	H	High Point	65 73
				39	A	Michigan St.	53 75	85	A	Radford	64 79	120	N	Western Ky.	68 82
				43	A	Tennessee	61 80	90	H	Houston	77 84	142	H	Appalachian St.	95 64
								96	H	Troy	66 84	144	A	Duquesne	58 66
								100	A	South Alabama	74 81	153	A	Mercer	41 64
												153	H	Mercer	77 83
												163	A	Chattanooga	67 76
												163	H	Chattanooga	64 54
												183	A	UNC Asheville	55 56
												192	H	N.C. A&T	61 56
												214	A	Furman	55 57
												214	H	Furman	75 70
												216	H	Liberty	86 89
												259	A	Wofford	74 77
												259	H	Wofford	92 79
												287	A	Samford	58 79
												287	H	Samford	71 50
												303	H	UNC Greensboro	85 76
												338	H	Western Caro.	88 80
LAST 12 Division I GAMES:															
				27	N	Rutgers	44 68	163	H	Chattanooga	64 54				
				120	N	Western Ky.	68 82	338	H	Western Caro.	88 80				
				287	H	Samford	71 50	303	H	UNC Greensboro	85 76				
				153	H	Mercer	77 83	153	A	Mercer	41 64				
				214	A	Furman	55 57	287	A	Samford	58 79				
				259	A	Wofford	74 77	259	H	Wofford	92 79				

Non-Div I Games:

ETSU

■ Loss, 
 ■ Non-Conf, 
 ■ S Site, 
 ■ H Home 
 ■ A Away 
 N Neutral

# East Carolina

Through Games Of Feb. 25, 2019

Average RPI Win:	248	WON-LOST	WINNING	LAST 10	STRENGTH OF	OPP. STRENGTH	TEAM	ADJ.	CONF.	ADJ CONF.
Average RPI Loss:	126	RECORD	PCT. RANK	GAMES	SCHEDULE	OF SCHEDULE	RPI	RPI	RPI	RPI
DIV. I ONLY	13- 14	183	0- 1	243	133	223	223	9	9	
DIV. I NON-CONF.	9- 4	85	0- 0	315	273	195	195	8	8	
TOTALS	RPI 1-25	RPI 26-50	W-L RECORDS	RPI 51-100	RPI 101-150	RPI 150+				
13- 14	0- 2	0- 0	OVERALL	0- 3	1- 3	12- 6				
10- 5	0- 1	0- 0	HOME	0- 1	1- 2	9- 1				
1- 9	0- 1	0- 0	AWAY	0- 2	0- 1	1- 5				
2- 0	0- 0	0- 0	NEUTRAL	0- 0	0- 0	2- 0				
9- 4	0- 0	0- 0	NON-CONFERENCE	0- 1	1- 2	8- 1				
7- 1	0- 0	0- 0	HOME	0- 0	1- 1	6- 0				
0- 3	0- 0	0- 0	AWAY	0- 1	0- 1	0- 1				
2- 0	0- 0	0- 0	NEUTRAL	0- 0	0- 0	2- 0				
4- 10	0- 2	0- 0	CONFERENCE	0- 2	0- 1	4- 5				
3- 4	0- 1	0- 0	HOME	0- 1	0- 1	3- 1				
1- 6	0- 1	0- 0	AWAY	0- 1	0- 0	1- 4				
0- 0	0- 0	0- 0	NEUTRAL	0- 0	0- 0	0- 0				

RPI S Opponent	Score	RPI S Opponent	Score	RPI S Opponent	Score	RPI S Opponent	Score	Team's RPI: 223
5 A UConn	55 118			81 H Cincinnati	57 68	117 A Charlotte	46 52	
16 H UCF	58 61			84 A Duke	66 83	121 H UNCW	68 71	
				90 A Houston	52 63	128 H Wake Forest	70 61	
						132 H South Fla.	50 63	
						157 H Tulsa	55 75	
						161 A Temple	62 84	
						166 A Tulane	57 68	
						166 H Tulane	63 61	
						170 A William & Mary	43 63	
						193 H UMES	84 69	
						209 A Memphis	46 58	
						209 H Memphis	68 59	
						210 A SMU	64 54	
						216 H Liberty	66 63	
						235 H Monmouth	73 67	
						255 A Wichita St.	47 57	
						255 H Wichita St.	78 56	
						293 H Kennesaw St.	68 56	
						301 N South Carolina St.	71 63	
						335 H Grand Canyon	59 47	
						336 N Longwood	61 52	
						344 H USC Upstate	63 53	
LAST 12 Division I GAMES:								
81 H Cincinnati	57 68	166 H Tulane	63 61					
132 H South Fla.	50 63	255 A Wichita St.	47 57					
90 A Houston	52 63	161 A Temple	62 84					
210 A SMU	64 54	16 H UCF	58 61					
209 H Memphis	68 59	209 A Memphis	46 58					
5 A UConn	55 118	157 H Tulsa	55 75					

Non-Div I Games:

East Carolina

Loss, Non-Conf, S Site, H Home A Away N Neutral

Average RPI Win:	250	WON-LOST	WINNING	LAST 10	STRENGTH OF	OPP. STRENGTH	TEAM	ADJ.	CONF.	ADJ CONF.
Average RPI Loss:	190	RECORD	PCT. RANK	GAMES	SCHEDULE	OF SCHEDULE	RPI	RPI	RPI	RPI
DIV. I ONLY	7- 17	278	0- 1	244	289	295	295	22	22	
DIV. I NON-CONF.	3- 5	227	0- 0	251	256	232	232	22	22	
TOTALS	RPI 1-25	RPI 26-50	W-L RECORDS	RPI 51-100	RPI 101-150	RPI 150+				
7- 17	0- 0	0- 0	OVERALL	0- 3	1- 2	6- 12				
5- 4	0- 0	0- 0	HOME	0- 0	1- 1	4- 3				
1- 13	0- 0	0- 0	AWAY	0- 3	0- 1	1- 9				
1- 0	0- 0	0- 0	NEUTRAL	0- 0	0- 0	1- 0				
3- 5	0- 0	0- 0	NON-CONFERENCE	0- 2	0- 0	3- 3				
2- 0	0- 0	0- 0	HOME	0- 0	0- 0	2- 0				
0- 5	0- 0	0- 0	AWAY	0- 2	0- 0	0- 3				
1- 0	0- 0	0- 0	NEUTRAL	0- 0	0- 0	1- 0				
4- 12	0- 0	0- 0	CONFERENCE	0- 1	1- 2	3- 9				
3- 4	0- 0	0- 0	HOME	0- 0	1- 1	2- 3				
1- 8	0- 0	0- 0	AWAY	0- 1	0- 1	1- 6				
0- 0	0- 0	0- 0	NEUTRAL	0- 0	0- 0	0- 0				

RPI 1-25			RPI 26-50			RPI 51-100				RPI 101+			Team's RPI: 295				
RPI	S	Opponent	Score	RPI	S	Opponent	Score	RPI	S	Opponent	Score	RPI	S	Opponent	Score		
								55	A	Butler	37	72	131	H	Morehead St.	57	67
								60	A	Belmont	57	98	133	A	UT Martin	66	90
								98	A	Northern Ill.	59	78	133	H	UT Martin	77	71
												151	A	Southern Ill.	59	73	
												154	A	Tennessee Tech	88	99	
												156	A	Bradley	64	67	
												188	H	Indiana St.	63	39	
												199	A	Jacksonville St.	49	78	
												233	A	Southeast Mo. St.	57	72	
												233	H	Southeast Mo. St.	54	80	
												238	N	Western Ill.	64	62	
												241	A	SIUE	62	78	
												241	H	SIUE	56	65	
												260	A	Austin Peay	67	57	
												260	H	Austin Peay	60	73	
												267	A	Murray St.	51	60	
												267	H	Murray St.	75	67	
												297	A	Tennessee St.	66	70	
												314	A	Valparaiso	60	62	
												327	H	Eastern Ky.	80	60	
												334	H	Purdue Fort Wayne	72	63	
LAST 12 Division I GAMES:																	
297	A	Tennessee St.	66	70	131	H	Morehead St.	57	67								
60	A	Belmont	57	98	327	H	Eastern Ky.	80	60								
233	H	Southeast Mo. St.	54	80	233	A	Southeast Mo. St.	57	72								
241	A	SIUE	62	78	133	A	UT Martin	66	90								
260	A	Austin Peay	67	57	260	H	Austin Peay	60	73								
267	A	Murray St.	51	60	267	H	Murray St.	75	67								

Non-Div I Games: Lincoln Christian 97 34 Eureka 104 48 Oakland City 102 43

Eastern Ill.

Average RPI Win:	0	WON-LOST	WINNING	LAST 10	STRENGTH OF	OPP. STRENGTH	TEAM	ADJ.	CONF.	ADJ CONF.
Average RPI Loss:	171	RECORD	PCT. RANK	GAMES	SCHEDULE	OF SCHEDULE	RPI	RPI	RPI	RPI
DIV. I ONLY	0- 25	351	0- 1	101	267	327	327	22	22	
DIV. I NON-CONF.	0- 9	336	0- 1	18	208	259	259	22	22	
TOTALS	RPI 1-25	RPI 26-50	W-L RECORDS	RPI 51-100	RPI 101-150	RPI 150+				
0- 25	0- 1	0- 2	OVERALL	0- 4	0- 3	0- 15				
0- 9	0- 0	0- 0	HOME	0- 1	0- 1	0- 7				
0- 14	0- 0	0- 2	AWAY	0- 2	0- 2	0- 8				
0- 2	0- 1	0- 0	NEUTRAL	0- 1	0- 0	0- 0				
0- 9	0- 1	0- 2	NON-CONFERENCE	0- 2	0- 1	0- 3				
0- 2	0- 0	0- 0	HOME	0- 0	0- 0	0- 2				
0- 5	0- 0	0- 2	AWAY	0- 1	0- 1	0- 1				
0- 2	0- 1	0- 0	NEUTRAL	0- 1	0- 0	0- 0				
0- 16	0- 0	0- 0	CONFERENCE	0- 2	0- 2	0- 12				
0- 7	0- 0	0- 0	HOME	0- 1	0- 1	0- 5				
0- 9	0- 0	0- 0	AWAY	0- 1	0- 1	0- 7				
0- 0	0- 0	0- 0	NEUTRAL	0- 0	0- 0	0- 0				

RPI S	Opponent	Score	RPI S	Opponent	Score	RPI S	Opponent	Score	RPI S	Opponent	Score	Team's RPI: 327
20 N	Florida St.	45 62	32 A	Ohio	60 100	60 A	Belmont	43 69	131 A	Morehead St.	52 68	
			42 A	Miami (OH)	44 60	60 H	Belmont	52 87	133 H	UT Martin	61 87	
						71 A	West Virginia	29 78	148 A	Akron	54 63	
						71 N	West Virginia	39 81	154 A	Tennessee Tech	57 77	
									154 H	Tennessee Tech	68 81	
									190 H	Saint Louis	43 70	
									197 H	George Mason	75 91	
									199 A	Jacksonville St.	64 69	
									199 H	Jacksonville St.	44 53	
									233 H	Southeast Mo. St.	42 52	
									241 A	SIUE	55 74	
									260 A	Austin Peay	65 100	
									267 A	Murray St.	63 81	
									267 H	Murray St.	63 76	
									269 A	Western Mich.	53 64	
									295 A	Eastern Ill.	60 80	
									297 A	Tennessee St.	38 60	
									297 H	Tennessee St.	31 57	
LAST 12 Division I GAMES:												
71 N	West Virginia	39 81	60 H	Belmont	52 87							
199 A	Jacksonville St.	64 69	241 A	SIUE	55 74							
154 A	Tennessee Tech	57 77	295 A	Eastern Ill.	60 80							
131 A	Morehead St.	52 68	154 H	Tennessee Tech	68 81							
267 H	Murray St.	63 76	199 H	Jacksonville St.	44 53							
297 H	Tennessee St.	31 57	233 H	Southeast Mo. St.	42 52							

Non-Div I Games: Brescia 70 41 Ky. Christian 90 35

Eastern Ky.

Loss, Non-Conf, S Site, H Home A Away N Neutral

Average RPI Win:	253	WON-LOST	WINNING	LAST 10	STRENGTH OF	OPP. STRENGTH	TEAM	ADJ.	CONF.	ADJ CONF.
Average RPI Loss:	103	RECORD	PCT. RANK	GAMES	SCHEDULE	OF SCHEDULE	RPI	RPI	RPI	RPI
DIV. I ONLY	11- 13	202	0- 1	212	120	204	204	7	7	
DIV. I NON-CONF.	6- 4	125	0- 0	343	242	262	262	9	9	
TOTALS	RPI 1-25	RPI 26-50	W-L RECORDS	RPI 51-100	RPI 101-150	RPI 150+				
11- 13	0- 2	0- 3	OVERALL	0- 5	2- 0	9- 3				
8- 3	0- 0	0- 1	HOME	0- 2	1- 0	7- 0				
3- 7	0- 1	0- 2	AWAY	0- 2	1- 0	2- 2				
0- 3	0- 1	0- 0	NEUTRAL	0- 1	0- 0	0- 1				
6- 4	0- 1	0- 0	NON-CONFERENCE	0- 1	0- 0	6- 2				
4- 0	0- 0	0- 0	HOME	0- 0	0- 0	4- 0				
2- 1	0- 0	0- 0	AWAY	0- 0	0- 0	2- 1				
0- 3	0- 1	0- 0	NEUTRAL	0- 1	0- 0	0- 1				
5- 9	0- 1	0- 3	CONFERENCE	0- 4	2- 0	3- 1				
4- 3	0- 0	0- 1	HOME	0- 2	1- 0	3- 0				
1- 6	0- 1	0- 2	AWAY	0- 2	1- 0	0- 1				
0- 0	0- 0	0- 0	NEUTRAL	0- 0	0- 0	0- 0				

RPI 1-25			RPI 26-50			RPI 51-100			RPI 101+			Team's RPI: 204
RPI	S	Opponent	Score	RPI	S	Opponent	Score	RPI	S	Opponent	Score	Score
11	N	Iowa St.	59 85	32	A	Ohio	44 85	55	N	Butler	63 73	148 A Akron 72 60
23	A	Central Mich.	61 71	42	A	Miami (OH)	58 63	80	A	Toledo	43 63	148 H Akron 67 60
				44	H	Buffalo	84 91	83	A	Kent St.	64 71	160 H Illinois St. 50 41
								83	H	Kent St.	54 67	211 A Illinois 66 72
								98	H	Northern Ill.	65 68	212 H Ball St. 56 53
												217 H Bowling Green 81 74
												269 A Western Mich. 68 71
												269 H Western Mich. 64 61
												285 H Cleveland St. 69 63
												303 N UNC Greensboro 44 49
												333 H Detroit Mercy 60 53
												334 A Purdue Fort Wayne 87 72
												336 A Longwood 64 45
												337 H UIC 52 38
LAST 12 Division I GAMES:												
269	A	Western Mich.	68 71	98	H	Northern Ill.	65 68					
148	H	Akron	67 60	23	A	Central Mich.	61 71					
212	H	Ball St.	56 53	217	H	Bowling Green	81 74					
83	H	Kent St.	54 67	32	A	Ohio	44 85					
80	A	Toledo	43 63	148	A	Akron	72 60					
42	A	Miami (OH)	58 63	269	H	Western Mich.	64 61					

Non-Div I Games: Northwood 53 39

Eastern Mich.

■ Loss, 
 ■ Non-Conf, 
 ■ S Site, 
 ■ Home 
 ■ A Away 
 N Neutral

Average RPI Win:	211	WON-LOST	WINNING	LAST 10	STRENGTH OF	OPP. STRENGTH	TEAM	ADJ.	CONF.	ADJ CONF.
Average RPI Loss:	119	RECORD	PCT. RANK	GAMES	SCHEDULE	OF SCHEDULE	RPI	RPI	RPI	RPI
DIV. I ONLY	8- 16	265	1- 0	82	153	187	187	16	16	
DIV. I NON-CONF.	0- 8	336	0- 0	12	114	222	222	12	12	
TOTALS	RPI 1-25	RPI 26-50	W-L RECORDS	RPI 51-100	RPI 101-150	RPI 150+				
8- 16	0- 2	0- 1	OVERALL	0- 5	2- 5	6- 3				
3- 8	0- 1	0- 0	HOME	0- 2	0- 4	3- 1				
5- 6	0- 0	0- 1	AWAY	0- 3	2- 0	3- 2				
0- 2	0- 1	0- 0	NEUTRAL	0- 0	0- 1	0- 0				
0- 8	0- 2	0- 1	NON-CONFERENCE	0- 2	0- 2	0- 1				
0- 3	0- 1	0- 0	HOME	0- 1	0- 1	0- 0				
0- 3	0- 0	0- 1	AWAY	0- 1	0- 0	0- 1				
0- 2	0- 1	0- 0	NEUTRAL	0- 0	0- 1	0- 0				
8- 8	0- 0	0- 0	CONFERENCE	0- 3	2- 3	6- 2				
3- 5	0- 0	0- 0	HOME	0- 1	0- 3	3- 1				
5- 3	0- 0	0- 0	AWAY	0- 2	2- 0	3- 1				
0- 0	0- 0	0- 0	NEUTRAL	0- 0	0- 0	0- 0				

RPI 1-25				RPI 26-50				RPI 51-100				RPI 101+ Team's RPI: 187			
RPI	S	Opponent	Score	RPI	S	Opponent	Score	RPI	S	Opponent	Score	RPI	S	Opponent	Score
14	H	Gonzaga	51 63	28	A	BYU	65 80	57	A	Boise St.	55 67	108	A	Northern Colo.	76 72
21	N	Oregon St.	45 93					65	H	Utah	51 95	108	H	Northern Colo.	62 67
								88	A	Idaho	68 84	110	H	Fresno St.	58 68
								88	H	Idaho	74 75	124	H	Portland St.	64 76
								92	A	Idaho St.	48 63	135	A	Montana St.	89 87
												135	H	Montana St.	47 61
												143	N	UC Riverside	45 57
												171	A	Montana	68 62
												171	H	Montana	67 64
												233	H	Sacramento St.	70 73
												248	A	Northern Ariz.	64 62
												248	H	Northern Ariz.	81 76
												286	A	Southern Utah	63 73
												286	H	Southern Utah	80 66
												313	A	Cal Poly	55 59
												319	A	Weber St.	64 58
LAST 12 Division I GAMES:															
248	H	Northern Ariz.	81 76	248	A	Northern Ariz.	64 62								
286	H	Southern Utah	80 66	286	A	Southern Utah	63 73								
88	H	Idaho	74 75	233	H	Sacramento St.	70 73								
108	A	Northern Colo.	76 72	124	H	Portland St.	64 76								
171	H	Montana	67 64	135	A	Montana St.	89 87								
135	H	Montana St.	47 61	171	A	Montana	68 62								

Non-Div I Games: Eastern Ore. 66 45

Eastern Wash.



Average RPI Win:	239	WON-LOST	WINNING	LAST 10	STRENGTH OF	OPP. STRENGTH	TEAM	ADJ.	CONF.	ADJ CONF.
Average RPI Loss:	113	RECORD	PCT. RANK	GAMES	SCHEDULE	OF SCHEDULE	RPI	RPI	RPI	RPI
DIV. I ONLY	7- 17	278	0- 1	93	161	213	213	10	10	
DIV. I NON-CONF.	4- 6	212	0- 0	110	230	185	185	10	10	
TOTALS	RPI 1-25	RPI 26-50	W-L RECORDS	RPI 51-100	RPI 101-150	RPI 150+				
7- 17	0- 0	0- 4	OVERALL	0- 2	1- 8	6- 3				
3- 9	0- 0	0- 3	HOME	0- 1	1- 4	2- 1				
4- 8	0- 0	0- 1	AWAY	0- 1	0- 4	4- 2				
0- 0	0- 0	0- 0	NEUTRAL	0- 0	0- 0	0- 0				
4- 6	0- 0	0- 2	NON-CONFERENCE	0- 1	1- 2	3- 1				
2- 3	0- 0	0- 2	HOME	0- 0	1- 1	1- 0				
2- 3	0- 0	0- 0	AWAY	0- 1	0- 1	2- 1				
0- 0	0- 0	0- 0	NEUTRAL	0- 0	0- 0	0- 0				
3- 11	0- 0	0- 2	CONFERENCE	0- 1	0- 6	3- 2				
1- 6	0- 0	0- 1	HOME	0- 1	0- 3	1- 1				
2- 5	0- 0	0- 1	AWAY	0- 0	0- 3	2- 1				
0- 0	0- 0	0- 0	NEUTRAL	0- 0	0- 0	0- 0				

RPI S	Opponent	Score	RPI S	Opponent	Score	RPI S	Opponent	Score	RPI S	Opponent	Score	Team's RPI: 213
31	H North Carolina	69 100	66	H Drexel	44 59	107	A Towson	58 59				
36	A James Madison	30 82	84	A Duke	64 81	107	H Towson	50 59				
36	H James Madison	46 74				112	A Northeastern	71 79				
47	H Auburn	44 96				121	A UNCW	51 76				
						121	H UNCW	70 75				
						136	H Marist	57 61				
						138	H Davidson	73 72				
						142	A Appalachian St.	62 65				
						149	H Delaware	63 74				
						170	A William & Mary	60 65				
						170	H William & Mary	59 64				
						192	H N.C. A&T	73 64				
						208	A Hampton	77 62				
						221	A Hofstra	77 64				
						279	A Winthrop	57 58				
						288	A Col. of Charleston	72 52				
						288	H Col. of Charleston	76 68				
						339	A N.C. Central	83 54				
LAST 12 Division I GAMES:												
107	H Towson	50 59	66	H Drexel	44 59							
36	H James Madison	46 74	36	A James Madison	30 82							
170	H William & Mary	59 64	107	A Towson	58 59							
288	A Col. of Charleston	72 52	170	A William & Mary	60 65							
121	A UNCW	51 76	121	H UNCW	70 75							
149	H Delaware	63 74	288	H Col. of Charleston	76 68							

Non-Div I Games: Chowan

88 74

Elon

Average RPI Win:	308	WON-LOST	WINNING	LAST 10	STRENGTH OF	OPP. STRENGTH	TEAM	ADJ.	CONF.	ADJ CONF.
Average RPI Loss:	179	RECORD	PCT. RANK	GAMES	SCHEDULE	OF SCHEDULE	RPI	RPI	RPI	RPI
DIV. I ONLY	3- 23	341	0- 1	229	262	332	332	13	13	
DIV. I NON-CONF.	2- 9	297	0- 0	332	340	346	346	15	15	
TOTALS	RPI 1-25	RPI 26-50	W-L RECORDS	RPI 51-100	RPI 101-150	RPI 150+				
3- 23	0- 2	0- 0	OVERALL	0- 3	0- 2	3- 16				
2- 10	0- 1	0- 0	HOME	0- 1	0- 0	2- 8				
1- 13	0- 1	0- 0	AWAY	0- 2	0- 2	1- 8				
0- 0	0- 0	0- 0	NEUTRAL	0- 0	0- 0	0- 0				
2- 9	0- 0	0- 0	NON-CONFERENCE	0- 0	0- 2	2- 7				
1- 4	0- 0	0- 0	HOME	0- 0	0- 0	1- 4				
1- 5	0- 0	0- 0	AWAY	0- 0	0- 2	1- 3				
0- 0	0- 0	0- 0	NEUTRAL	0- 0	0- 0	0- 0				
1- 14	0- 2	0- 0	CONFERENCE	0- 3	0- 0	1- 9				
1- 6	0- 1	0- 0	HOME	0- 1	0- 0	1- 4				
0- 8	0- 1	0- 0	AWAY	0- 2	0- 0	0- 5				
0- 0	0- 0	0- 0	NEUTRAL	0- 0	0- 0	0- 0				

RPI 1-25				RPI 26-50				RPI 51-100				RPI 101+ Team's RPI: 332			
RPI	S	Opponent	Score	RPI	S	Opponent	Score	RPI	S	Opponent	Score	RPI	S	Opponent	Score
24	A	Drake	39 66					69	A	Missouri St.	66 88	123	A	Dayton	30 69
24	H	Drake	47 78					91	A	UNI	46 95	131	A	Morehead St.	63 85
								91	H	UNI	46 74	151	A	Southern Ill.	47 67
												156	A	Bradley	63 81
												156	H	Bradley	68 75
												160	A	Illinois St.	59 82
												160	H	Illinois St.	61 72
												180	A	Wisconsin	60 96
												188	H	Indiana St.	69 76
												202	A	Marshall	65 72
												233	H	Southeast Mo. St.	50 54
												241	H	SIUE	45 54
												244	A	Loyola Chicago	56 61
												244	H	Loyola Chicago	51 71
												260	H	Austin Peay	56 52
												267	A	Murray St.	53 81
												314	A	Valparaiso	49 93
												314	H	Valparaiso	77 65
												334	H	Purdue Fort Wayne	66 72
												337	H	UIC	54 62
												350	A	Chicago St.	67 58
LAST 12 Division I GAMES:															
				91	A	UNI	46 95					188	H	Indiana St.	69 76
				24	A	Drake	39 66					24	H	Drake	47 78
				244	H	Loyola Chicago	51 71					91	H	UNI	46 74
				314	H	Valparaiso	77 65					314	A	Valparaiso	49 93
				156	A	Bradley	63 81					244	A	Loyola Chicago	56 61
				160	A	Illinois St.	59 82					160	H	Illinois St.	61 72

Non-Div I Games:

Evansville

Average RPI Win:	241	WON-LOST	WINNING	LAST 10	STRENGTH OF	OPP. STRENGTH	TEAM	ADJ.	CONF.	ADJ CONF.
Average RPI Loss:	55	RECORD	PCT. RANK	GAMES	SCHEDULE	OF SCHEDULE	RPI	RPI	RPI	RPI
DIV. I ONLY	21- 4	15	1- 0	220	221	70	70	24	24	
DIV. I NON-CONF.	7- 4	108	0- 0	93	99	78	78	26	26	
TOTALS	RPI 1-25	RPI 26-50	W-L RECORDS	RPI 51-100	RPI 101-150	RPI 150+				
21- 4	0- 1	0- 1	OVERALL	2- 1	0- 1	19- 0				
11- 1	0- 0	0- 0	HOME	1- 0	0- 1	10- 0				
9- 2	0- 0	0- 1	AWAY	0- 1	0- 0	9- 0				
1- 1	0- 1	0- 0	NEUTRAL	1- 0	0- 0	0- 0				
7- 4	0- 1	0- 1	NON-CONFERENCE	2- 1	0- 1	5- 0				
4- 1	0- 0	0- 0	HOME	1- 0	0- 1	3- 0				
2- 2	0- 0	0- 1	AWAY	0- 1	0- 0	2- 0				
1- 1	0- 1	0- 0	NEUTRAL	1- 0	0- 0	0- 0				
14- 0	0- 0	0- 0	CONFERENCE	0- 0	0- 0	14- 0				
7- 0	0- 0	0- 0	HOME	0- 0	0- 0	7- 0				
7- 0	0- 0	0- 0	AWAY	0- 0	0- 0	7- 0				
0- 0	0- 0	0- 0	NEUTRAL	0- 0	0- 0	0- 0				

RPI 1-25				RPI 26-50				RPI 51-100				Team's RPI: 70	RPI 101+			
RPI	S	Opponent	Score	RPI	S	Opponent	Score	RPI	S	Opponent	Score		RPI	S	Opponent	Score
4	N	Stanford	65 88	29	A	South Dakota St.	62 80	77	N	American	90 71		103	H	UAB	60 62
								84	A	Duke	41 57		164	H	Abilene Christian	81 65
								90	H	Houston	76 71		182	A	North Ala.	68 52
													182	H	North Ala.	76 51
													194	A	Stetson	73 40
													216	A	Liberty	65 64
													216	H	Liberty	68 50
													230	A	Saint Francis (PA)	83 69
													231	H	Jacksonville	82 58
													232	A	Hawaii	73 67
													268	A	North Florida	105 66
													268	H	North Florida	80 48
													293	A	Kennesaw St.	69 46
													293	H	Kennesaw St.	79 48
													315	H	FIU	100 58
													318	A	Lipscomb	80 46
													318	H	Lipscomb	82 40
													325	A	NJIT	67 35
													325	H	NJIT	61 42
													328	H	Coppin St.	93 61
LAST 12 Division I GAMES:																
				293	H	Kennesaw St.	79 48					231	H	Jacksonville	82 58	
				318	A	Lipscomb	80 46					325	A	NJIT	67 35	
				194	A	Stetson	73 40					268	H	North Florida	80 48	
				325	H	NJIT	61 42					318	H	Lipscomb	82 40	
				216	A	Liberty	65 64					293	A	Kennesaw St.	69 46	
				182	H	North Ala.	76 51					268	A	North Florida	105 66	

Non-Div I Games: Fla. Memorial 99 68 Johnson &amp; Wales (FI109 64

FGCU

■ Loss, 
 ■ Non-Conf, 
 ■ S Site, 
 ■ H Home 
 ■ A Away 
 N Neutral

Average RPI Win:	323	WON-LOST	WINNING	LAST 10	STRENGTH OF	OPP. STRENGTH	TEAM	ADJ.	CONF.	ADJ CONF.
Average RPI Loss:	157	RECORD	PCT. RANK	GAMES	SCHEDULE	OF SCHEDULE	RPI	RPI	RPI	RPI
DIV. I ONLY	5- 21	318	0- 1	171	259	315	315	14	14	
DIV. I NON-CONF.	3- 9	271	0- 1	167	346	313	313	17	17	
TOTALS	RPI 1-25	RPI 26-50	W-L RECORDS	RPI 51-100	RPI 101-150	RPI 150+				
5- 21	0- 1	0- 1	OVERALL	0- 4	0- 4	5- 11				
5- 11	0- 1	0- 0	HOME	0- 2	0- 3	5- 5				
0- 10	0- 0	0- 1	AWAY	0- 2	0- 1	0- 6				
0- 0	0- 0	0- 0	NEUTRAL	0- 0	0- 0	0- 0				
3- 9	0- 1	0- 0	NON-CONFERENCE	0- 2	0- 1	3- 5				
3- 6	0- 1	0- 0	HOME	0- 1	0- 1	3- 3				
0- 3	0- 0	0- 0	AWAY	0- 1	0- 0	0- 2				
0- 0	0- 0	0- 0	NEUTRAL	0- 0	0- 0	0- 0				
2- 12	0- 0	0- 1	CONFERENCE	0- 2	0- 3	2- 6				
2- 5	0- 0	0- 0	HOME	0- 1	0- 2	2- 2				
0- 7	0- 0	0- 1	AWAY	0- 1	0- 1	0- 4				
0- 0	0- 0	0- 0	NEUTRAL	0- 0	0- 0	0- 0				

RPI S	Opponent	Score	RPI S	Opponent	Score	RPI S	Opponent	Score	RPI S	Opponent	Score	Team's RPI: 315
18	H Miami (FL)	43 94	35	A Rice	44 76	61	H Middle Tenn.	43 49	103	H UAB	59 83	
						70	A FGCU	58 100	117	A Charlotte	54 69	
						87	A Old Dominion	68 95	120	H Western Ky.	82 94	
						100	H South Alabama	77 84	134	H Georgia St.	61 67	
									172	A Louisiana Tech	72 90	
									176	A North Texas	50 75	
									181	A Southern Miss.	57 71	
									202	H Marshall	58 86	
									206	A Bethune-Cookman	57 68	
									219	H Campbell	54 59	
									223	H Howard	62 89	
									231	H Jacksonville	62 73	
									268	A North Florida	53 62	
									278	H UTEP	55 60	
									304	A Fla. Atlantic	55 77	
									304	H Fla. Atlantic	56 49	
									305	H UTSA	51 40	
									307	H Morgan St.	59 50	
									347	H Florida A&M	77 54	
									351	H Alcorn	75 40	
LAST 12 Division I GAMES:												
100	H South Alabama	77 84	305	H UTSA	51 40							
219	H Campbell	54 59	172	A Louisiana Tech	72 90							
304	H Fla. Atlantic	56 49	181	A Southern Miss.	57 71							
176	A North Texas	50 75	304	A Fla. Atlantic	55 77							
35	A Rice	44 76	202	H Marshall	58 86							
278	H UTEP	55 60	120	H Western Ky.	82 94							

Non-Div I Games: Palm Beach Atl. 63 66

FIU

Loss, Non-Conf, S Site, H Home A Away N Neutral

Average RPI Win:	304	WON-LOST	WINNING	LAST 10	STRENGTH OF	OPP. STRENGTH	TEAM	ADJ.	CONF.	ADJ CONF.
Average RPI Loss:	189	RECORD	PCT. RANK	GAMES	SCHEDULE	OF SCHEDULE	RPI	RPI	RPI	RPI
DIV. I ONLY	10- 18	257	1- 0	305	294	292	292	26	26	
DIV. I NON-CONF.	3- 8	267	0- 0	301	302	314	314	27	27	
TOTALS	RPI 1-25	RPI 26-50	W-L RECORDS	RPI 51-100	RPI 101-150	RPI 150+				
10- 18	0- 0	0- 0	OVERALL	0- 3	0- 3	10- 12				
5- 6	0- 0	0- 0	HOME	0- 1	0- 2	5- 3				
4- 9	0- 0	0- 0	AWAY	0- 1	0- 1	4- 7				
1- 3	0- 0	0- 0	NEUTRAL	0- 1	0- 0	1- 2				
3- 8	0- 0	0- 0	NON-CONFERENCE	0- 1	0- 1	3- 6				
1- 2	0- 0	0- 0	HOME	0- 0	0- 1	1- 1				
1- 3	0- 0	0- 0	AWAY	0- 0	0- 0	1- 3				
1- 3	0- 0	0- 0	NEUTRAL	0- 1	0- 0	1- 2				
7- 10	0- 0	0- 0	CONFERENCE	0- 2	0- 2	7- 6				
4- 4	0- 0	0- 0	HOME	0- 1	0- 1	4- 2				
3- 6	0- 0	0- 0	AWAY	0- 1	0- 1	3- 4				
0- 0	0- 0	0- 0	NEUTRAL	0- 0	0- 0	0- 0				

RPI S	Opponent	Score	RPI S	Opponent	Score	RPI S	Opponent	Score	RPI S	Opponent	Score	Team's RPI: 292
						52 A	Quinnipiac	36 81	112 H	Northeastern	50 59	
						52 H	Quinnipiac	40 48	136 A	Marist	44 85	
						54 N	Bucknell	54 77	136 H	Marist	46 56	
									170 H	William & Mary	54 60	
									179 A	Rider	59 62	
									186 A	Xavier	35 48	
									201 A	Dartmouth	46 59	
									214 N	Furman	70 77	
									227 N	Massachusetts	49 59	
									235 H	Monmouth	63 73	
									261 A	Niagara	68 71	
									261 H	Niagara	55 54	
									270 A	Siena	66 40	
									270 H	Siena	59 55	
									271 A	Richmond	58 40	
									272 A	Brown	49 68	
									282 A	Canisius	50 53	
									282 H	Canisius	72 65	
									284 A	Manhattan	41 47	
									331 A	Iona	55 42	
									331 H	Iona	67 56	
									337 N	UIC	68 60	
									340 A	Saint Peter's	69 61	
									340 H	Saint Peter's	65 68	
									346 H	LIU Brooklyn	71 43	
LAST 12 Division I GAMES:												
			331 H	Iona	67 56		282 H	Canisius	72 65			
			340 A	Saint Peter's	69 61		235 H	Monmouth	63 73			
			136 A	Marist	44 85		284 A	Manhattan	41 47			
			52 H	Quinnipiac	40 48		270 H	Siena	59 55			
			270 A	Siena	66 40		331 A	Iona	55 42			
			261 H	Niagara	55 54		261 A	Niagara	68 71			

Non-Div I Games:

Fairfield

■ Loss, 
 ■ Non-Conf, 
 ■ S Site, 
 ■ H Home 
 ■ A Away 
 N Neutral

Ralphie Bickmon				Through Games Of Feb. 19, 1919						
Average RPI Win:	322	WON-LOST	WINNING	LAST 10	STRENGTH OF	OPP. STRENGTH	TEAM	ADJ.	CONF.	ADJ CONF.
Average RPI Loss:	254	RECORD	PCT. RANK	GAMES	SCHEDULE	OF SCHEDULE	RPI	RPI	RPI	RPI
DIV. I ONLY	4- 20	325	0- 1	334	351	348	348	31	31	
DIV. I NON-CONF.	1- 8	322	0- 0	334	350	350	350	31	31	
TOTALS	RPI 1-25	RPI 26-50	W-L RECORDS	RPI 51-100	RPI 101-150	RPI 150+				
4- 20	0- 0	0- 0	OVERALL	0- 0	0- 0	4- 20				
3- 8	0- 0	0- 0	HOME	0- 0	0- 0	3- 8				
1- 12	0- 0	0- 0	AWAY	0- 0	0- 0	1- 12				
0- 0	0- 0	0- 0	NEUTRAL	0- 0	0- 0	0- 0				
1- 8	0- 0	0- 0	NON-CONFERENCE	0- 0	0- 0	1- 8				
1- 2	0- 0	0- 0	HOME	0- 0	0- 0	1- 2				
0- 6	0- 0	0- 0	AWAY	0- 0	0- 0	0- 6				
0- 0	0- 0	0- 0	NEUTRAL	0- 0	0- 0	0- 0				
3- 12	0- 0	0- 0	CONFERENCE	0- 0	0- 0	3- 12				
2- 6	0- 0	0- 0	HOME	0- 0	0- 0	2- 6				
1- 6	0- 0	0- 0	AWAY	0- 0	0- 0	1- 6				
0- 0	0- 0	0- 0	NEUTRAL	0- 0	0- 0	0- 0				

[illegible]

Non-Div I Games:	Georgian Court	70	45	Rutgers-Newark	97	51
------------------	----------------	----	----	----------------	----	----

Fairleigh Dickinson

■ Loss, ■ Non-Conf, S Site, H Home A Away N Neutral

Average RPI Win:	297	WON-LOST	WINNING	LAST 10	STRENGTH OF	OPP. STRENGTH	TEAM	ADJ.	CONF.	ADJ CONF.
Average RPI Loss:	158	RECORD	PCT. RANK	GAMES	SCHEDULE	OF SCHEDULE	RPI	RPI	RPI	RPI
DIV. I ONLY	5- 22	322	0- 1	167	210	304	304	14	14	
DIV. I NON-CONF.	3- 10	278	0- 1	160	314	286	286	17	17	
TOTALS	RPI 1-25	RPI 26-50	W-L RECORDS	RPI 51-100	RPI 101-150	RPI 150+				
5- 22	0- 0	0- 2	OVERALL	0- 3	0- 4	5- 13				
4- 11	0- 0	0- 0	HOME	0- 1	0- 3	4- 7				
1- 11	0- 0	0- 2	AWAY	0- 2	0- 1	1- 6				
0- 0	0- 0	0- 0	NEUTRAL	0- 0	0- 0	0- 0				
3- 10	0- 0	0- 1	NON-CONFERENCE	0- 1	0- 1	3- 7				
2- 6	0- 0	0- 0	HOME	0- 0	0- 1	2- 5				
1- 4	0- 0	0- 1	AWAY	0- 1	0- 0	1- 2				
0- 0	0- 0	0- 0	NEUTRAL	0- 0	0- 0	0- 0				
2- 12	0- 0	0- 1	CONFERENCE	0- 2	0- 3	2- 6				
2- 5	0- 0	0- 0	HOME	0- 1	0- 2	2- 2				
0- 7	0- 0	0- 1	AWAY	0- 1	0- 1	0- 4				
0- 0	0- 0	0- 0	NEUTRAL	0- 0	0- 0	0- 0				

RPI	S	Opponent	Score	RPI	S	Opponent	Score	RPI	S	Opponent	Score	RPI	S	Opponent	Score	Team's RPI: 304
35	A	Rice	63	61	H	Middle Tenn.	74	103	H	UAB	89	117	A	Charlotte	68	
39	A	Michigan St.	89	68	A	Little Rock	61	120	H	Western Ky.	81	134	H	Georgia St.	75	
				87	A	Old Dominion	87	156	H	Bradley	80	166	A	Tulane	88	
								172	A	Louisiana Tech	86	176	A	North Texas	82	
								181	A	Southern Miss.	67	190	H	Saint Louis	93	
								192	H	N.C. A&T	67	202	H	Marshall	72	
								208	H	Hampton	72	214	A	Furman	73	
								269	H	Western Mich.	69	270	A	Siena	66	
								271	H	Richmond	55	278	H	UTEP	70	
								305	H	UTSA	70	315	A	FIU	56	
								315	H	FIU	55	326	H	Lafayette	49	
LAST 12 Division I GAMES:																
190	H	Saint Louis	93	278	H	UTEP	70	181	A	Southern Miss.	67	172	A	Louisiana Tech	86	
156	H	Bradley	80	315	H	FIU	55	120	H	Western Ky.	81	202	H	Marshall	72	
315	A	FIU	56	103	H	UAB	89	117	A	Charlotte	68	120	H	Western Ky.	81	
35	A	Rice	63	61	H	Middle Tenn.	74	156	H	Bradley	80	166	A	Tulane	88	
176	A	North Texas	82	68	A	Little Rock	61	172	A	Louisiana Tech	86	176	A	North Texas	82	
305	H	UTSA	70	87	A	Old Dominion	87	181	A	Southern Miss.	67	190	H	Saint Louis	93	

Non-Div I Games:

Fla. Atlantic

■ Loss, 
 ■ Non-Conf, S Site, 
 ■ Home 
 ■ Away 
 N Neutral

Average RPI Win:	<b>195</b>	WON-LOST	WINNING	LAST 10	STRENGTH OF	OPP. STRENGTH	TEAM	ADJ.	CONF.	ADJ CONF.
Average RPI Loss:	<b>86</b>	RECORD	PCT. RANK	GAMES	SCHEDULE	OF SCHEDULE	RPI	RPI	RPI	RPI
DIV. I ONLY	<b>6- 21</b>	<b>309</b>	<b>0- 1</b>	<b>40</b>	<b>67</b>	<b>220</b>	<b>220</b>	<b>4</b>	<b>4</b>	
DIV. I NON-CONF.	<b>4- 9</b>	<b>252</b>	<b>0- 1</b>	<b>134</b>	<b>171</b>	<b>256</b>	<b>256</b>	<b>4</b>	<b>4</b>	
TOTALS	RPI 1-25	RPI 26-50	W-L RECORDS	RPI 51-100	RPI 101-150	RPI 150+				
6- 21	0- 6	1- 2	OVERALL	0- 6	2- 3	3- 4				
6- 8	0- 3	1- 1	HOME	0- 1	2- 2	3- 1				
0- 12	0- 3	0- 1	AWAY	0- 4	0- 1	0- 3				
0- 1	0- 0	0- 0	NEUTRAL	0- 1	0- 0	0- 0				
4- 9	0- 1	0- 0	NON-CONFERENCE	0- 3	1- 2	3- 3				
4- 3	0- 0	0- 0	HOME	0- 0	1- 2	3- 1				
0- 5	0- 1	0- 0	AWAY	0- 2	0- 0	0- 2				
0- 1	0- 0	0- 0	NEUTRAL	0- 1	0- 0	0- 0				
2- 12	0- 5	1- 2	CONFERENCE	0- 3	1- 1	0- 1				
2- 5	0- 3	1- 1	HOME	0- 1	1- 0	0- 0				
0- 7	0- 2	0- 1	AWAY	0- 2	0- 1	0- 1				
0- 0	0- 0	0- 0	NEUTRAL	0- 0	0- 0	0- 0				

RPI 1-25				RPI 26-50				RPI 51-100				RPI 101+ Team's RPI: 220			
RPI	S	Opponent	Score	RPI	S	Opponent	Score	RPI	S	Opponent	Score	RPI	S	Opponent	Score
9	H	Mississippi St.	42 <b>90</b>	30	H	Missouri	58 <b>56</b>	51	A	Indiana	64 <b>83</b>	112	H	Northeastern	66 <b>79</b>
15	A	South Carolina	40 <b>71</b>	43	A	Tennessee	50 <b>67</b>	65	N	Utah	58 <b>74</b>	119	H	Northwestern	74 <b>83</b>
15	H	South Carolina	77 <b>96</b>	47	H	Auburn	56 <b>64</b>	67	A	LSU	51 <b>69</b>	137	H	Texas Tech	72 <b>67</b>
17	A	Kentucky	51 <b>62</b>					75	A	Ohio St.	41 <b>46</b>	147	A	Alabama	67 <b>74</b>
20	A	Florida St.	56 <b>63</b>					89	H	Arkansas	73 <b>83</b>	147	H	Alabama	57 <b>55</b>
22	H	Texas A&M	62 <b>80</b>					97	A	Georgia	58 <b>93</b>	153	A	Mercer	82 <b>92</b>
												200	A	UNLV	53 <b>56</b>
												205	A	Ole Miss	66 <b>76</b>
												206	H	Bethune-Cookman	64 <b>53</b>
												229	H	Gardner-Webb	58 <b>60</b>
												300	H	Charleston So.	70 <b>60</b>
												347	H	Florida A&M	62 <b>38</b>
LAST 12 Division I GAMES:															
200	A	UNLV	53 <b>56</b>	17	A	Kentucky	51 <b>62</b>								
22	H	Texas A&M	62 <b>80</b>	43	A	Tennessee	50 <b>67</b>								
67	A	LSU	51 <b>69</b>	89	H	Arkansas	73 <b>83</b>								
15	H	South Carolina	77 <b>96</b>	9	H	Mississippi St.	42 <b>90</b>								
97	A	Georgia	58 <b>93</b>	205	A	Ole Miss	66 <b>76</b>								
147	H	Alabama	57 <b>55</b>	30	H	Missouri	58 <b>56</b>								

Non-Div I Games:

Florida

■ Loss, 
 ■ Non-Conf, S Site, 
 ■ Home 
 ■ Away 
 N Neutral



## Florida A&amp;M

Through Games Of Feb. 25, 2019

Average RPI Win:	244	WON-LOST	WINNING	LAST 10	STRENGTH OF	OPP. STRENGTH	TEAM	ADJ.	CONF.	ADJ CONF.
Average RPI Loss:	237	RECORD	PCT. RANK	GAMES	SCHEDULE	OF SCHEDULE	RPI	RPI	RPI	RPI
DIV. I ONLY	3- 22	338	0- 1	322	340	347	347	32	32	
DIV. I NON-CONF.	1- 10	330	0- 1	253	187	337	337	32	32	
TOTALS	RPI 1-25	RPI 26-50	W-L RECORDS	RPI 51-100	RPI 101-150	RPI 150+				
3- 22	0- 1	1- 1	OVERALL	0- 0	0- 0	2- 20				
2- 8	0- 0	1- 0	HOME	0- 0	0- 0	1- 8				
1- 11	0- 1	0- 1	AWAY	0- 0	0- 0	1- 9				
0- 3	0- 0	0- 0	NEUTRAL	0- 0	0- 0	0- 3				
1- 10	0- 1	1- 1	NON-CONFERENCE	0- 0	0- 0	0- 8				
1- 1	0- 0	1- 0	HOME	0- 0	0- 0	0- 1				
0- 6	0- 1	0- 1	AWAY	0- 0	0- 0	0- 4				
0- 3	0- 0	0- 0	NEUTRAL	0- 0	0- 0	0- 3				
2- 12	0- 0	0- 0	CONFERENCE	0- 0	0- 0	2- 12				
1- 7	0- 0	0- 0	HOME	0- 0	0- 0	1- 7				
1- 5	0- 0	0- 0	AWAY	0- 0	0- 0	1- 5				
0- 0	0- 0	0- 0	NEUTRAL	0- 0	0- 0	0- 0				

RPI 1-25			RPI 26-50			RPI 51-100			RPI 101+ Team's RPI: 347		
RPI	S	Opponent	Score	RPI	S	Opponent	Score	RPI	S	Opponent	Score
18	A	Miami (FL)	54 103	42	H	Miami (OH)	57 56	166	N	Tulane	34 78
				43	A	Tennessee	31 96	192	H	N.C. A&T	48 56
								193	H	UMES	36 68
								194	A	Stetson	44 69
								199	H	Jacksonville St.	31 62
								206	H	Bethune-Cookman	50 52
								220	A	Florida	38 62
								223	A	Howard	68 74
								223	H	Howard	59 81
								264	A	Norfolk St.	58 60
								264	H	Norfolk St.	45 69
								268	A	North Florida	53 64
								269	N	Western Mich.	50 69
								301	A	South Carolina St.	48 61
								307	A	Morgan St.	71 75
								315	A	FIU	54 77
								322	N	Omaha	50 57
								328	A	Coppin St.	53 73
								339	H	N.C. Central	57 64
								342	H	Delaware St.	57 52
								349	A	Savannah St.	60 55
								349	H	Savannah St.	50 54
LAST 12 Division I GAMES:											
322	N	Omaha	50 57	339	H	N.C. Central	57 64				
206	H	Bethune-Cookman	50 52	192	H	N.C. A&T	48 56				
301	A	South Carolina St.	48 61	307	A	Morgan St.	71 75				
349	A	Savannah St.	60 55	328	A	Coppin St.	53 73				
264	H	Norfolk St.	45 69	342	H	Delaware St.	57 52				
223	H	Howard	59 81	193	H	UMES	36 68				

Non-Div I Games: Edward Waters 70 64

Florida A&amp;M

■ Loss, 
 ■ Non-Conf, 
 ■ S Site, 
 ■ Home 
 ■ A Away 
 N Neutral

Average RPI Win:	125	WON-LOST	WINNING	LAST 10	STRENGTH OF	OPP. STRENGTH	TEAM	ADJ.	CONF.	ADJ CONF.
Average RPI Loss:	29	RECORD	PCT. RANK	GAMES	SCHEDULE	OF SCHEDULE	RPI	RPI	RPI	RPI
DIV. I ONLY	21- 6	34	1- 0	41	19	20	20	1	1	
DIV. I NON-CONF.	12- 1	11	1- 0	140	92	31	31	1	1	
TOTALS	RPI 1-25	RPI 26-50	W-L RECORDS	RPI 51-100	RPI 101-150	RPI 150+				
21- 6	3- 3	1- 2	OVERALL	4- 1	7- 0	6- 0				
12- 3	2- 1	0- 1	HOME	2- 1	5- 0	3- 0				
7- 3	0- 2	1- 1	AWAY	2- 0	2- 0	2- 0				
2- 0	1- 0	0- 0	NEUTRAL	0- 0	0- 0	1- 0				
12- 1	1- 0	0- 0	NON-CONFERENCE	1- 1	4- 0	6- 0				
7- 1	0- 0	0- 0	HOME	1- 1	3- 0	3- 0				
3- 0	0- 0	0- 0	AWAY	0- 0	1- 0	2- 0				
2- 0	1- 0	0- 0	NEUTRAL	0- 0	0- 0	1- 0				
9- 5	2- 3	1- 2	CONFERENCE	3- 0	3- 0	0- 0				
5- 2	2- 1	0- 1	HOME	1- 0	2- 0	0- 0				
4- 3	0- 2	1- 1	AWAY	2- 0	1- 0	0- 0				
0- 0	0- 0	0- 0	NEUTRAL	0- 0	0- 0	0- 0				

RPI	S	Opponent	Score	RPI	S	Opponent	Score	RPI	S	Opponent	Score	RPI	S	Opponent	Score
1	A	Notre Dame	70 97	31	A	North Carolina	64 63	62	A	Virginia Tech	56 54	104	A	St. John's (NY)	57 53
3	H	Louisville	49 68	41	A	Clemson	68 73	67	H	LSU	45 58	105	H	Creighton	71 52
7	N	Iowa	71 67	41	H	Clemson	45 57	84	H	Duke	66 62	114	A	Boston College	91 71
8	H	NC State	75 70					96	H	Troy	103 67	125	H	Pittsburgh	78 46
18	A	Miami (FL)	54 64					99	A	Virginia	63 61	126	H	Penn St.	87 58
18	H	Miami (FL)	62 58									128	H	Wake Forest	85 61
												134	H	Georgia St.	79 43
												153	A	Mercer	57 56
												195	A	Milwaukee	87 62
												220	H	Florida	63 56
												231	H	Jacksonville	79 46
												268	H	North Florida	74 53
												327	N	Eastern Ky.	62 45
LAST 12 Division I GAMES:															
7	N	Iowa	71 67	128	H	Wake Forest	85 61								
18	A	Miami (FL)	54 64	18	H	Miami (FL)	62 58								
125	H	Pittsburgh	78 46	62	A	Virginia Tech	56 54								
41	A	Clemson	68 73	3	H	Louisville	49 68								
1	A	Notre Dame	70 97	84	H	Duke	66 62								
8	H	NC State	75 70	114	A	Boston College	91 71								

Non-Div I Games:

Florida St.

■ Loss, 
 ■ Non-Conf, 
 ■ S Site, 
 ■ Home 
 ■ A Away 
 N Neutral

Average RPI Win: <b>206</b>	WON-LOST	WINNING	LAST 10	STRENGTH OF	OPP. STRENGTH	TEAM	ADJ.	CONF.	ADJ CONF.
Average RPI Loss: <b>106</b>	RECORD	PCT. RANK	GAMES	SCHEDULE	OF SCHEDULE	RPI	RPI	RPI	RPI
DIV. I ONLY	20- 8	61	1- 0	231	103	116	116	17	17
DIV. I NON-CONF.	9- 5	104	1- 0	255	23	144	144	16	16
TOTALS	RPI 1-25	RPI 26-50	W-L RECORDS	RPI 51-100	RPI 101-150	RPI 150+			
20- 8	0- 0	0- 1	OVERALL	2- 1	3- 6	15- 0			
11- 3	0- 0	0- 0	HOME	2- 0	2- 3	7- 0			
7- 4	0- 0	0- 0	AWAY	0- 1	1- 3	6- 0			
2- 1	0- 0	0- 1	NEUTRAL	0- 0	0- 0	2- 0			
9- 5	0- 0	0- 1	NON-CONFERENCE	2- 1	1- 3	6- 0			
6- 1	0- 0	0- 0	HOME	2- 0	1- 1	3- 0			
1- 3	0- 0	0- 0	AWAY	0- 1	0- 2	1- 0			
2- 1	0- 0	0- 1	NEUTRAL	0- 0	0- 0	2- 0			
11- 3	0- 0	0- 0	CONFERENCE	0- 0	2- 3	9- 0			
5- 2	0- 0	0- 0	HOME	0- 0	1- 2	4- 0			
6- 1	0- 0	0- 0	AWAY	0- 0	1- 1	5- 0			
0- 0	0- 0	0- 0	NEUTRAL	0- 0	0- 0	0- 0			

RPI S	Opponent	Score	RPI S	Opponent	Score	RPI S	Opponent	Score	RPI S	Opponent	Score	Team's RPI: 116
			26 N	Texas	54 <b>72</b>	58 H	Maine	72 64	101 H	VCU	44 <b>47</b>	
						61 H	Middle Tenn.	61 49	112 A	Northeastern	54 <b>58</b>	
						93 A	Georgetown	38 <b>58</b>	117 H	Charlotte	71 64	
									123 A	Dayton	50 <b>72</b>	
									125 A	Pittsburgh	62 <b>65</b>	
									126 H	Penn St.	55 <b>72</b>	
									138 A	Davidson	58 42	
									138 H	Davidson	56 <b>60</b>	
									144 H	Duquesne	57 46	
									158 N	Washington	65 57	
									190 A	Saint Louis	56 53	
									190 H	Saint Louis	54 51	
									191 A	George Washington	50 38	
									197 H	George Mason	64 53	
									212 N	Ball St.	78 70	
									227 H	Massachusetts	76 64	
									236 H	Columbia	68 49	
									242 A	St. Bonaventure	53 44	
									262 A	Rhode Island	56 38	
									271 H	Richmond	60 48	
									284 H	Manhattan	65 61	
									294 A	La Salle	65 54	
									311 H	Wagner	80 59	
									331 A	Iona	57 40	
LAST 12 Division I GAMES:												
			61 H	Middle Tenn.	61 49	197 H	George Mason	64 53				
			26 N	Texas	54 <b>72</b>	190 H	Saint Louis	54 51				
			158 N	Washington	65 57	144 H	Duquesne	57 46				
			227 H	Massachusetts	76 64	294 A	La Salle	65 54				
			242 A	St. Bonaventure	53 44	138 H	Davidson	56 <b>60</b>				
			138 A	Davidson	58 42	262 A	Rhode Island	56 38				

Non-Div I Games:

Fordham

■ Loss, 
 ■ Non-Conf, 
 S Site, 
 ■ Home 
 ■ Away 
 N Neutral

Average RPI Win:	212	WON-LOST	WINNING	LAST 10	STRENGTH OF	OPP. STRENGTH	TEAM	ADJ.	CONF.	ADJ CONF.
Average RPI Loss:	86	RECORD	PCT. RANK	GAMES	SCHEDULE	OF SCHEDULE	RPI	RPI	RPI	RPI
DIV. I ONLY	15- 9	108	0- 1	152	111	110	110	15	15	
DIV. I NON-CONF.	5- 4	139	0- 0	176	44	113	113	13	13	
TOTALS	RPI 1-25	RPI 26-50	W-L RECORDS	RPI 51-100	RPI 101-150	RPI 150+				
15- 9	0- 1	1- 4	OVERALL	1- 2	0- 0	13- 2				
9- 3	0- 0	1- 1	HOME	1- 1	0- 0	7- 1				
6- 6	0- 1	0- 3	AWAY	0- 1	0- 0	6- 1				
0- 0	0- 0	0- 0	NEUTRAL	0- 0	0- 0	0- 0				
5- 4	0- 1	0- 2	NON-CONFERENCE	1- 0	0- 0	4- 1				
4- 0	0- 0	0- 0	HOME	1- 0	0- 0	3- 0				
1- 4	0- 1	0- 2	AWAY	0- 0	0- 0	1- 1				
0- 0	0- 0	0- 0	NEUTRAL	0- 0	0- 0	0- 0				
10- 5	0- 0	1- 2	CONFERENCE	0- 2	0- 0	9- 1				
5- 3	0- 0	1- 1	HOME	0- 1	0- 0	4- 1				
5- 2	0- 0	0- 1	AWAY	0- 1	0- 0	5- 0				
0- 0	0- 0	0- 0	NEUTRAL	0- 0	0- 0	0- 0				

RPI S	Opponent	Score	RPI S	Opponent	Score	RPI S	Opponent	Score	RPI S	Opponent	Score	Team's RPI: 110
19	A Arizona St.	52 68	33	A UCLA	80 89	57	A Boise St.	76 83	169	H Santa Clara	80 53	
			46	H Wyoming	56 63	57	H Boise St.	60 72	187	A Eastern Wash.	68 58	
			48	A New Mexico	73 82	94	H UT Arlington	70 61	189	A Utah St.	64 53	
			48	H New Mexico	77 70				189	H Utah St.	70 59	
			50	A Southern California	61 62				195	H Milwaukee	65 48	
									200	H UNLV	73 55	
									218	A Nevada	79 63	
									218	H Nevada	41 57	
									226	A San Diego St.	87 81	
									248	A Northern Ariz.	73 86	
									276	A Colorado St.	66 55	
									276	H Colorado St.	57 54	
									291	A Air Force	77 70	
									309	H San Jose St.	77 48	
									313	H Cal Poly	76 58	
LAST 12 Division I GAMES:												
218	H Nevada	41 57	48	A New Mexico	73 82							
291	A Air Force	77 70	46	H Wyoming	56 63							
48	H New Mexico	77 70	276	H Colorado St.	57 54							
57	A Boise St.	76 83	226	A San Diego St.	87 81							
200	H UNLV	73 55	57	H Boise St.	60 72							
189	A Utah St.	64 53	218	A Nevada	79 63							

Non-Div I Games: Stanislaus St. 86 51 Fresno Pacific 90 51

Fresno St.

Loss, Non-Conf, S Site, H Home A Away N Neutral

Average RPI Win: <b>281</b>	WON-LOST	WINNING	LAST 10	STRENGTH OF	OPP. STRENGTH	TEAM	ADJ.	CONF.	ADJ CONF.
Average RPI Loss: <b>154</b>	RECORD	PCT. RANK	GAMES	SCHEDULE	OF SCHEDULE	RPI	RPI	RPI	RPI
DIV. I ONLY	15- 10	118	0- 1	335	237	214	214	27	27
DIV. I NON-CONF.	7- 6	153	0- 0	268	236	205	205	24	24
TOTALS	RPI 1-25	RPI 26-50	W-L RECORDS	RPI 51-100	RPI 101-150	RPI 150+			
15- 10	0- 2	0- 0	OVERALL	0- 2	0- 0	15- 6			
11- 2	0- 0	0- 0	HOME	0- 1	0- 0	11- 1			
3- 7	0- 2	0- 0	AWAY	0- 1	0- 0	3- 4			
1- 1	0- 0	0- 0	NEUTRAL	0- 0	0- 0	1- 1			
7- 6	0- 2	0- 0	NON-CONFERENCE	0- 2	0- 0	7- 2			
5- 1	0- 0	0- 0	HOME	0- 1	0- 0	5- 0			
1- 4	0- 2	0- 0	AWAY	0- 1	0- 0	1- 1			
1- 1	0- 0	0- 0	NEUTRAL	0- 0	0- 0	1- 1			
8- 4	0- 0	0- 0	CONFERENCE	0- 0	0- 0	8- 4			
6- 1	0- 0	0- 0	HOME	0- 0	0- 0	6- 1			
2- 3	0- 0	0- 0	AWAY	0- 0	0- 0	2- 3			
0- 0	0- 0	0- 0	NEUTRAL	0- 0	0- 0	0- 0			

RPI	S	Opponent	Score	RPI	S	Opponent	Score	RPI	S	Opponent	Score	RPI	S	Opponent	Score	Team's RPI: 214
9	A	Mississippi St.	41 <b>106</b>					61	H	Middle Tenn.	71 <b>78</b>	153	H	Mercer	60 <b>75</b>	
15	A	South Carolina	53 <b>66</b>					97	A	Georgia	38 <b>61</b>	163	A	Chattanooga	53 <b>73</b>	
												163	H	Chattanooga	61 54	
												183	H	UNC Asheville	58 47	
												229	H	Gardner-Webb	70 57	
												238	N	Western Ill.	78 <b>85</b>	
												254	A	ETSU	70 <b>75</b>	
												254	H	ETSU	57 55	
												259	A	Wofford	75 <b>84</b>	
												259	H	Wofford	63 50	
												287	H	Samford	57 36	
												288	A	Col. of Charleston	70 67	
												292	N	Fairfield	77 70	
												293	A	Kennesaw St.	63 <b>74</b>	
												303	A	UNC Greensboro	59 49	
												303	H	UNC Greensboro	64 61	
												304	H	Fla. Atlantic	73 57	
												330	H	Presbyterian	76 68	
												338	A	Western Caro.	53 28	
												338	H	Western Caro.	65 55	
												344	H	USC Upstate	78 67	
LAST 12 Division I GAMES:																
259	A	Wofford	75 <b>84</b>	287	H	Samford	57 36									
254	H	ETSU	57 55	259	H	Wofford	63 50									
163	H	Chattanooga	61 54	163	A	Chattanooga	53 <b>73</b>									
303	A	UNC Greensboro	59 49	254	A	ETSU	70 <b>75</b>									
338	A	Western Caro.	53 28	338	H	Western Caro.	65 55									
153	H	Mercer	60 <b>75</b>	303	H	UNC Greensboro	64 61									

Non-Div I Games: Coker 71 42 North Greenville 74 **78**

Furman

## Ga. Southern

Through Games Of Feb. 25, 2019

Average RPI Win:	265	WON-LOST	WINNING	LAST 10	STRENGTH OF	OPP. STRENGTH	TEAM	ADJ.	CONF.	ADJ CONF.
Average RPI Loss:	163	RECORD	PCT. RANK	GAMES	SCHEDULE	OF SCHEDULE	RPI	RPI	RPI	RPI
DIV. I ONLY	6- 19	300	0- 1	144	296	283	283	12	12	
DIV. I NON-CONF.	4- 6	212	0- 0	186	349	220	220	14	14	
TOTALS	RPI 1-25	RPI 26-50	W-L RECORDS	RPI 51-100	RPI 101-150	RPI 150+				
6- 19	0- 0	0- 0	OVERALL	0- 8	0- 2	6- 9				
3- 10	0- 0	0- 0	HOME	0- 3	0- 2	3- 5				
3- 9	0- 0	0- 0	AWAY	0- 5	0- 0	3- 4				
0- 0	0- 0	0- 0	NEUTRAL	0- 0	0- 0	0- 0				
4- 6	0- 0	0- 0	NON-CONFERENCE	0- 2	0- 0	4- 4				
2- 2	0- 0	0- 0	HOME	0- 0	0- 0	2- 2				
2- 4	0- 0	0- 0	AWAY	0- 2	0- 0	2- 2				
0- 0	0- 0	0- 0	NEUTRAL	0- 0	0- 0	0- 0				
2- 13	0- 0	0- 0	CONFERENCE	0- 6	0- 2	2- 5				
1- 8	0- 0	0- 0	HOME	0- 3	0- 2	1- 3				
1- 5	0- 0	0- 0	AWAY	0- 3	0- 0	1- 2				
0- 0	0- 0	0- 0	NEUTRAL	0- 0	0- 0	0- 0				

RPI 1-25				RPI 26-50				RPI 51-100				RPI 101+ Team's RPI: 283			
RPI	S	Opponent	Score	RPI	S	Opponent	Score	RPI	S	Opponent	Score	RPI	S	Opponent	Score
								62	A	Virginia Tech	49 78	134	H	Georgia St.	66 83
								94	A	UT Arlington	48 81	142	H	Appalachian St.	52 70
								94	H	UT Arlington	53 74	152	A	Stony Brook	43 72
								96	A	Troy	78 100	153	H	Mercer	72 79
								96	H	Troy	81 97	162	H	Coastal Caro.	73 76
								97	A	Georgia	38 81	168	A	Texas St.	65 55
								100	A	South Alabama	60 73	168	H	Texas St.	52 64
								100	H	South Alabama	53 69	206	H	Bethune-Cookman	77 76
												258	A	Louisiana	48 59
												258	H	Louisiana	79 71
												259	H	Wofford	65 81
												279	H	Winthrop	64 55
												293	A	Kennesaw St.	59 78
												316	A	La.-Monroe	57 58
												316	H	La.-Monroe	62 80
												330	A	Presbyterian	69 68
												349	A	Savannah St.	82 71
LAST 12 Division I GAMES:															
				142	H	Appalachian St.	52 70					134	H	Georgia St.	66 83
				162	H	Coastal Caro.	73 76					168	A	Texas St.	65 55
				96	A	Troy	78 100					94	A	UT Arlington	48 81
				100	A	South Alabama	60 73					100	H	South Alabama	53 69
				316	H	La.-Monroe	62 80					96	H	Troy	81 97
				258	H	Louisiana	79 71					258	A	Louisiana	48 59

Non-Div I Games: Coastal Ga. 68 46

Ga. Southern

Loss, Non-Conf, S Site, H Home A Away N Neutral

Average RPI Win:	263	WON-LOST	WINNING	LAST 10	STRENGTH OF	OPP. STRENGTH	TEAM	ADJ.	CONF.	ADJ CONF.
Average RPI Loss:	186	RECORD	PCT. RANK	GAMES	SCHEDULE	OF SCHEDULE	RPI	RPI	RPI	RPI
DIV. I ONLY	11- 13	202	0- 1	255	315	229	229	28	28	
DIV. I NON-CONF.	3- 6	241	0- 0	199	297	229	229	29	29	
TOTALS	RPI 1-25	RPI 26-50	W-L RECORDS	RPI 51-100	RPI 101-150	RPI 150+				
11- 13	0- 0	0- 0	OVERALL	0- 2	1- 4	10- 7				
6- 5	0- 0	0- 0	HOME	0- 0	1- 2	5- 3				
5- 8	0- 0	0- 0	AWAY	0- 2	0- 2	5- 4				
0- 0	0- 0	0- 0	NEUTRAL	0- 0	0- 0	0- 0				
3- 6	0- 0	0- 0	NON-CONFERENCE	0- 1	1- 2	2- 3				
1- 2	0- 0	0- 0	HOME	0- 0	1- 1	0- 1				
2- 4	0- 0	0- 0	AWAY	0- 1	0- 1	2- 2				
0- 0	0- 0	0- 0	NEUTRAL	0- 0	0- 0	0- 0				
8- 7	0- 0	0- 0	CONFERENCE	0- 1	0- 2	8- 4				
5- 3	0- 0	0- 0	HOME	0- 0	0- 1	5- 2				
3- 4	0- 0	0- 0	AWAY	0- 1	0- 1	3- 2				
0- 0	0- 0	0- 0	NEUTRAL	0- 0	0- 0	0- 0				

RPI 1-25				RPI 26-50				RPI 51-100				RPI 101+				Team's RPI: 229	
RPI	S	Opponent	Score	RPI	S	Opponent	Score	RPI	S	Opponent	Score	RPI	S	Opponent	Score		
								66	A	Drexel	48	65	118	A	High Point	70	78
								85	A	Radford	69	79	118	H	High Point	61	78
												131	H	Morehead St.	69	84	
												138	H	Davidson	54	49	
												149	A	Delaware	45	69	
												183	H	UNC Asheville	69	59	
												208	A	Hampton	80	82	
												208	H	Hampton	68	46	
												214	A	Furman	57	70	
												219	A	Campbell	52	38	
												219	H	Campbell	63	69	
												220	A	Florida	60	58	
												239	H	Mt. St. Mary's	62	69	
												259	A	Wofford	53	59	
												279	A	Winthrop	65	52	
												279	H	Winthrop	62	64	
												300	H	Charleston So.	75	65	
												330	A	Presbyterian	66	58	
												336	A	Longwood	79	85	
												336	H	Longwood	80	78	
												338	A	Western Caro.	62	52	
												344	H	USC Upstate	92	72	
LAST 12 Division I GAMES:																	
				118	A	High Point	70	78		336	A	Longwood	79	85			
				208	H	Hampton	68	46		300	H	Charleston So.	75	65			
				219	H	Campbell	63	69		208	A	Hampton	80	82			
				279	A	Winthrop	65	52		344	H	USC Upstate	92	72			
				336	H	Longwood	80	78		279	H	Winthrop	62	64			
				85	A	Radford	69	79		330	A	Presbyterian	66	58			

Non-Div I Games: Converse 79 51 Pfeiffer 82 46 Warren Wilson 100 37

Gardner-Webb

Loss, Non-Conf, S Site, H Home A Away N Neutral

## George Mason

Through Games Of Feb. 25, 2019

Average RPI Win:	240	WON-LOST	WINNING	LAST 10	STRENGTH OF	OPP. STRENGTH	TEAM	ADJ.	CONF.	ADJ CONF.
Average RPI Loss:	155	RECORD	PCT. RANK	GAMES	SCHEDULE	OF SCHEDULE	RPI	RPI	RPI	RPI
DIV. I ONLY	15- 12	144	1- 0	313	160	197	197	17	17	
DIV. I NON-CONF.	8- 5	119	0- 0	309	198	187	187	16	16	
TOTALS	RPI 1-25	RPI 26-50	W-L RECORDS	RPI 51-100	RPI 101-150	RPI 150+				
15- 12	0- 0	0- 0	OVERALL	0- 2	2- 5	13- 5				
9- 4	0- 0	0- 0	HOME	0- 1	2- 2	7- 1				
6- 8	0- 0	0- 0	AWAY	0- 1	0- 3	6- 4				
0- 0	0- 0	0- 0	NEUTRAL	0- 0	0- 0	0- 0				
8- 5	0- 0	0- 0	NON-CONFERENCE	0- 2	1- 1	7- 2				
5- 1	0- 0	0- 0	HOME	0- 1	1- 0	4- 0				
3- 4	0- 0	0- 0	AWAY	0- 1	0- 1	3- 2				
0- 0	0- 0	0- 0	NEUTRAL	0- 0	0- 0	0- 0				
7- 7	0- 0	0- 0	CONFERENCE	0- 0	1- 4	6- 3				
4- 3	0- 0	0- 0	HOME	0- 0	1- 2	3- 1				
3- 4	0- 0	0- 0	AWAY	0- 0	0- 2	3- 2				
0- 0	0- 0	0- 0	NEUTRAL	0- 0	0- 0	0- 0				

RPI 1-25				RPI 26-50				RPI 51-100				RPI 101+				Team's RPI: 197	
RPI	S	Opponent	Score	RPI	S	Opponent	Score	RPI	S	Opponent	Score	RPI	S	Opponent	Score		
								77	A	American	71	86	101	H	VCU	38	62
								90	H	Houston	56	66	116	A	Fordham	53	64
													123	H	Dayton	54	51
													138	A	Davidson	59	67
													141	A	Kansas	56	77
													144	H	Duquesne	57	60
													149	H	Delaware	72	46
													158	A	Washington	52	81
													190	A	Saint Louis	53	60
													191	A	George Washington	64	60
													191	H	George Washington	61	46
													193	H	UMES	70	49
													223	A	Howard	59	73
													227	A	Massachusetts	70	52
													240	A	UMKC	91	84
													242	A	St. Bonaventure	55	64
													242	H	St. Bonaventure	57	68
													252	H	Colgate	64	61
													262	H	Rhode Island	75	69
													271	A	Richmond	67	52
													288	H	Col. of Charleston	66	52
													291	A	Air Force	78	71
													294	H	La Salle	59	42
													296	H	Loyola Maryland	70	38
													327	A	Eastern Ky.	91	75
LAST 12 Division I GAMES:																	
				123	H	Dayton	54	51					242	A	St. Bonaventure	55	64
				271	A	Richmond	67	52					190	A	Saint Louis	53	60
				101	H	VCU	38	62					262	H	Rhode Island	75	69
				294	H	La Salle	59	42					191	A	George Washington	64	60
				116	A	Fordham	53	64					227	A	Massachusetts	70	52
				191	H	George Washington	61	46					144	H	Duquesne	57	60

Non-Div I Games:

George Mason

■ Loss, 
 ■ Non-Conf, 
 ■ S Site, 
 ■ H Home 
 ■ A Away 
 N Neutral



Average RPI Win:	179	WON-LOST	WINNING	LAST 10	STRENGTH OF	OPP. STRENGTH	TEAM	ADJ.	CONF.	ADJ CONF.
Average RPI Loss:	139	RECORD	PCT. RANK	GAMES	SCHEDULE	OF SCHEDULE	RPI	RPI	RPI	RPI
DIV. I ONLY	10- 17	250	1- 0	88	159	191	191	17	17	
DIV. I NON-CONF.	3- 10	278	0- 0	39	107	216	216	16	16	
TOTALS	RPI 1-25	RPI 26-50	W-L RECORDS	RPI 51-100	RPI 101-150	RPI 150+				
10- 17	0- 2	0- 2	OVERALL	1- 1	4- 4	5- 8				
6- 8	0- 1	0- 0	HOME	1- 1	3- 2	2- 4				
4- 7	0- 0	0- 1	AWAY	0- 0	1- 2	3- 4				
0- 2	0- 1	0- 1	NEUTRAL	0- 0	0- 0	0- 0				
3- 10	0- 2	0- 2	NON-CONFERENCE	1- 1	1- 1	1- 4				
3- 4	0- 1	0- 0	HOME	1- 1	1- 0	1- 2				
0- 4	0- 0	0- 1	AWAY	0- 0	0- 1	0- 2				
0- 2	0- 1	0- 1	NEUTRAL	0- 0	0- 0	0- 0				
7- 7	0- 0	0- 0	CONFERENCE	0- 0	3- 3	4- 4				
3- 4	0- 0	0- 0	HOME	0- 0	2- 2	1- 2				
4- 3	0- 0	0- 0	AWAY	0- 0	1- 1	3- 2				
0- 0	0- 0	0- 0	NEUTRAL	0- 0	0- 0	0- 0				

RPI 1-25				RPI 26-50				RPI 51-100				RPI 101+ Team's RPI: 191			
RPI	S	Opponent	Score	RPI	S	Opponent	Score	RPI	S	Opponent	Score	RPI	S	Opponent	Score
8	N	NC State	61 69	36	A	James Madison	37 50	53	H	Villanova	45 60	101	H	VCU	57 48
13	H	Maryland	30 69	40	N	Georgia Tech	55 70	76	H	Princeton	64 49	107	H	Towson	76 63
												116	H	Fordham	38 50
												123	A	Dayton	53 62
												123	H	Dayton	46 45
												132	A	South Fla.	30 63
												138	H	Davidson	42 62
												144	A	Duquesne	55 54
												153	H	Mercer	53 61
												170	A	William & Mary	59 73
												190	A	Saint Louis	44 60
												197	A	George Mason	46 61
												197	H	George Mason	60 64
												209	H	Memphis	51 38
												227	A	Massachusetts	66 59
												228	H	Saint Joseph's	38 41
												235	H	Monmouth	51 55
												242	H	St. Bonaventure	57 44
												262	A	Rhode Island	64 59
												294	A	La Salle	67 59
												331	A	Iona	43 52
LAST 12 Division I GAMES:															
242	H	St. Bonaventure	57 44	138	H	Davidson	42 62								
227	A	Massachusetts	66 59	144	A	Duquesne	55 54								
123	A	Dayton	53 62	101	H	VCU	57 48								
228	H	Saint Joseph's	38 41	197	H	George Mason	60 64								
197	A	George Mason	46 61	294	A	La Salle	67 59								
190	A	Saint Louis	44 60	123	H	Dayton	46 45								

Non-Div I Games:

George Washington

■ Loss, 
■ Non-Conf, 
■ S Site, 
■ H Home 
■ A Away 
N Neutral

## Georgetown

Through Games Of Feb. 25, 2019

Average RPI Win:	153	WON-LOST	WINNING	LAST 10	STRENGTH OF	OPP. STRENGTH	TEAM	ADJ.	CONF.	ADJ CONF.
Average RPI Loss:	51	RECORD	PCT. RANK	GAMES	SCHEDULE	OF SCHEDULE	RPI	RPI	RPI	RPI
DIV. I ONLY	13- 14	183	1- 0	19	57	93	93	6	6	
DIV. I NON-CONF.	6- 5	143	0- 0	27	78	76	76	5	5	
TOTALS	RPI 1-25	RPI 26-50	W-L RECORDS	RPI 51-100	RPI 101-150	RPI 150+				
13- 14	0- 6	0- 2	OVERALL	1- 2	7- 4	5- 0				
10- 5	0- 3	0- 0	HOME	1- 1	6- 1	3- 0				
3- 7	0- 2	0- 1	AWAY	0- 1	1- 3	2- 0				
0- 2	0- 1	0- 1	NEUTRAL	0- 0	0- 0	0- 0				
6- 5	0- 2	0- 2	NON-CONFERENCE	0- 0	2- 1	4- 0				
4- 2	0- 1	0- 0	HOME	0- 0	2- 1	2- 0				
2- 1	0- 0	0- 1	AWAY	0- 0	0- 0	2- 0				
0- 2	0- 1	0- 1	NEUTRAL	0- 0	0- 0	0- 0				
7- 9	0- 4	0- 0	CONFERENCE	1- 2	5- 3	1- 0				
6- 3	0- 2	0- 0	HOME	1- 1	4- 0	1- 0				
1- 6	0- 2	0- 0	AWAY	0- 1	1- 3	0- 0				
0- 0	0- 0	0- 0	NEUTRAL	0- 0	0- 0	0- 0				

RPI 1-25				RPI 26-50				RPI 51-100				Team's RPI: 93	RPI 101+			
RPI	S	Opponent	Score	RPI	S	Opponent	Score	RPI	S	Opponent	Score		RPI	S	Opponent	Score
2	N	Baylor	46 67	36	A	James Madison	57 69	53	A	Villanova	43 91		101	H	VCU	45 47
8	H	NC State	65 76	44	N	Buffalo	64 73	53	H	Villanova	68 63		104	A	St. John's (NY)	51 59
10	A	Marquette	52 59					55	H	Butler	50 59		104	H	St. John's (NY)	82 80
10	H	Marquette	62 72										105	A	Creighton	38 65
25	A	DePaul	71 76										105	H	Creighton	62 53
25	H	DePaul	64 69										111	A	Providence	68 52
													111	H	Providence	61 56
													116	H	Fordham	58 38
													125	H	Pittsburgh	70 41
													140	A	Seton Hall	63 76
													140	H	Seton Hall	51 43
													179	A	Rider	79 49
													186	H	Xavier	68 61
													193	H	UMES	74 55
													271	A	Richmond	73 53
													296	H	Loyola Maryland	45 30
LAST 12 Division I GAMES:																
104	H	St. John's (NY)	82 80	105	H	Creighton	62 53									
140	H	Seton Hall	51 43	140	A	Seton Hall	63 76									
53	A	Villanova	43 91	104	A	St. John's (NY)	51 59									
25	A	DePaul	71 76	53	H	Villanova	68 63									
10	A	Marquette	52 59	10	H	Marquette	62 72									
111	H	Providence	61 56	25	H	DePaul	64 69									

Non-Div I Games:

Georgetown

■ Loss, 
 ■ Non-Conf, 
 ■ S Site, 
 ■ H Home 
 ■ A Away 
 N Neutral

Average RPI Win:	205	WON-LOST	WINNING	LAST 10	STRENGTH OF	OPP. STRENGTH	TEAM	ADJ.	CONF.	ADJ CONF.
Average RPI Loss:	41	RECORD	PCT. RANK	GAMES	SCHEDULE	OF SCHEDULE	RPI	RPI	RPI	RPI
DIV. I ONLY	17- 10	100	1- 0	124	73	97	97	4	4	
DIV. I NON-CONF.	9- 4	85	0- 0	249	213	139	139	4	4	
TOTALS	RPI 1-25	RPI 26-50	W-L RECORDS	RPI 51-100	RPI 101-150	RPI 150+				
17- 10	0- 4	1- 4	OVERALL	3- 1	1- 1	12- 0				
13- 2	0- 1	1- 0	HOME	2- 0	0- 1	10- 0				
3- 7	0- 2	0- 4	AWAY	1- 1	1- 0	1- 0				
1- 1	0- 1	0- 0	NEUTRAL	0- 0	0- 0	1- 0				
9- 4	0- 1	0- 2	NON-CONFERENCE	0- 1	0- 0	9- 0				
8- 0	0- 0	0- 0	HOME	0- 0	0- 0	8- 0				
0- 3	0- 0	0- 2	AWAY	0- 1	0- 0	0- 0				
1- 1	0- 1	0- 0	NEUTRAL	0- 0	0- 0	1- 0				
8- 6	0- 3	1- 2	CONFERENCE	3- 0	1- 1	3- 0				
5- 2	0- 1	1- 0	HOME	2- 0	0- 1	2- 0				
3- 4	0- 2	0- 2	AWAY	1- 0	1- 0	1- 0				
0- 0	0- 0	0- 0	NEUTRAL	0- 0	0- 0	0- 0				

RPI 1-25				RPI 26-50				RPI 51-100				Team's RPI: 97	RPI 101+			
RPI	S	Opponent	Score	RPI	S	Opponent	Score	RPI	S	Opponent	Score		RPI	S	Opponent	Score
9	A	Mississippi St.	71 80	30	A	Missouri	35 61	53	A	Villanova	56 62		147	A	Alabama	76 67
13	N	Maryland	51 58	33	A	UCLA	69 80	67	H	LSU	63 50		147	H	Alabama	53 58
15	A	South Carolina	57 65	40	A	Georgia Tech	53 63	89	A	Arkansas	80 72		153	H	Mercer	67 60
22	H	Texas A&M	66 76	43	H	Tennessee	66 62	89	H	Arkansas	93 83		196	A	Vanderbilt	71 64
				47	A	Auburn	58 59						205	H	Ole Miss	78 56
LAST 12 Division I GAMES:																
147	A	Alabama	76 67	89	A	Arkansas	80 72	147	H	Alabama	53 58		220	H	Florida	93 58
89	H	Arkansas	93 83	22	H	Texas A&M	66 76	30	A	Missouri	35 61		242	H	St. Bonaventure	67 40
205	H	Ole Miss	78 56	43	H	Tennessee	66 62	9	A	Mississippi St.	71 80		279	H	Winthrop	85 39
15	A	South Carolina	57 65										283	H	Ga. Southern	81 38
220	H	Florida	93 58										300	H	Charleston So.	83 75
47	A	Auburn	58 59										307	N	Morgan St.	60 33

Non-Div I Games:

Georgia

■ Loss, 
■ Non-Conf, 
■ S Site, 
■ H Home 
■ A Away 
N Neutral

Average RPI Win: <b>235</b>	WON-LOST	WINNING	LAST 10	STRENGTH OF	OPP. STRENGTH	TEAM	ADJ.	CONF.	ADJ CONF.
Average RPI Loss: <b>112</b>	RECORD	PCT. RANK	GAMES	SCHEDULE	OF SCHEDULE	RPI	RPI	RPI	RPI
DIV. I ONLY	15- 11	132	0- 1	141	238	134	134	12	12
DIV. I NON-CONF.	6- 5	143	0- 0	203	240	161	161	14	14
TOTALS	RPI 1-25	RPI 26-50	W-L RECORDS	RPI 51-100	RPI 101-150	RPI 150+			
15- 11	0- 1	0- 2	OVERALL	3- 4	1- 0	11- 4			
9- 4	0- 0	0- 1	HOME	2- 1	1- 0	6- 2			
6- 7	0- 1	0- 1	AWAY	1- 3	0- 0	5- 2			
0- 0	0- 0	0- 0	NEUTRAL	0- 0	0- 0	0- 0			
6- 5	0- 1	0- 2	NON-CONFERENCE	0- 1	0- 0	6- 1			
4- 1	0- 0	0- 1	HOME	0- 0	0- 0	4- 0			
2- 4	0- 1	0- 1	AWAY	0- 1	0- 0	2- 1			
0- 0	0- 0	0- 0	NEUTRAL	0- 0	0- 0	0- 0			
9- 6	0- 0	0- 0	CONFERENCE	3- 3	1- 0	5- 3			
5- 3	0- 0	0- 0	HOME	2- 1	1- 0	2- 2			
4- 3	0- 0	0- 0	AWAY	1- 2	0- 0	3- 1			
0- 0	0- 0	0- 0	NEUTRAL	0- 0	0- 0	0- 0			

RPI 1-25				RPI 26-50				RPI 51-100				RPI 101+ Team's RPI: 134			
RPI	S	Opponent	Score	RPI	S	Opponent	Score	RPI	S	Opponent	Score	RPI	S	Opponent	Score
20	A	Florida St.	43 79	35	A	Rice	49 66	61	A	Middle Tenn.	54 69	142	H	Appalachian St.	85 75
				40	H	Georgia Tech	71 78	94	A	UT Arlington	45 69	162	H	Coastal Caro.	62 67
								94	H	UT Arlington	50 48	168	A	Texas St.	57 34
								96	A	Troy	85 70	168	H	Texas St.	60 69
								96	H	Troy	84 80	199	A	Jacksonville St.	56 61
								100	A	South Alabama	59 62	206	H	Bethune-Cookman	62 57
								100	H	South Alabama	59 68	258	A	Louisiana	54 57
												258	H	Louisiana	74 71
												283	A	Ga. Southern	83 66
												293	H	Kennesaw St.	79 73
												303	H	UNC Greensboro	70 63
												304	A	Fla. Atlantic	75 59
												315	A	FIU	67 61
												316	A	La.-Monroe	56 41
												316	H	La.-Monroe	68 46
												339	H	N.C. Central	65 54
LAST 12 Division I GAMES:															
162	H	Coastal Caro.	62 67	283	A	Ga. Southern	83 66								
142	H	Appalachian St.	85 75	94	A	UT Arlington	45 69								
100	A	South Alabama	59 62	168	A	Texas St.	57 34								
96	A	Troy	85 70	96	H	Troy	84 80								
258	H	Louisiana	74 71	100	H	South Alabama	59 68								
316	H	La.-Monroe	68 46	316	A	La.-Monroe	56 41								

Non-Div I Games:

Georgia St.

■ Loss, 
 ■ Non-Conf, 
 S Site, 
 ■ Home 
 ■ Away 
 N Neutral



Average RPI Win: <b>144</b>	WON-LOST	WINNING	LAST 10	STRENGTH OF	OPP. STRENGTH	TEAM	ADJ.	CONF.	ADJ CONF.
Average RPI Loss: <b>19</b>	RECORD	PCT. RANK	GAMES	SCHEDULE	OF SCHEDULE	RPI	RPI	RPI	RPI
DIV. I ONLY	25- 3	6	1- 0	77	56	14	14	8	8
DIV. I NON-CONF.	11- 1	13	1- 0	51	5	11	11	7	7
TOTALS	RPI 1-25	RPI 26-50	W-L RECORDS	RPI 51-100	RPI 101-150	RPI 150+			
25- 3	1- 1	1- 2	OVERALL	7- 0	4- 0	12- 0			
12- 1	1- 0	0- 1	HOME	4- 0	1- 0	6- 0			
11- 1	0- 0	0- 1	AWAY	3- 0	2- 0	6- 0			
2- 1	0- 1	1- 0	NEUTRAL	0- 0	1- 0	0- 0			
11- 1	1- 1	1- 0	NON-CONFERENCE	3- 0	2- 0	4- 0			
6- 0	1- 0	0- 0	HOME	2- 0	1- 0	2- 0			
3- 0	0- 0	0- 0	AWAY	1- 0	0- 0	2- 0			
2- 1	0- 1	1- 0	NEUTRAL	0- 0	1- 0	0- 0			
14- 2	0- 0	0- 2	CONFERENCE	4- 0	2- 0	8- 0			
6- 1	0- 0	0- 1	HOME	2- 0	0- 0	4- 0			
8- 1	0- 0	0- 1	AWAY	2- 0	2- 0	4- 0			
0- 0	0- 0	0- 0	NEUTRAL	0- 0	0- 0	0- 0			

RPI 1-25				RPI 26-50				RPI 51-100				RPI 101+			
RPI	S	Opponent	Score	RPI	S	Opponent	Score	RPI	S	Opponent	Score	RPI	S	Opponent	Score
1	N	Notre Dame	65 <b>81</b>	27	N	Rutgers	57 40	56	A	Saint Mary's (CA)	66 52	102	A	Pepperdine	79 54
4	H	Stanford	79 73	28	A	BYU	68 <b>70</b>	56	H	Saint Mary's (CA)	74 62	109	A	Loyola Marymount	78 53
				28	H	BYU	64 <b>66</b>	69	A	Missouri St.	70 67	120	N	Western Ky.	76 55
								88	H	Idaho	88 51	145	H	Washington St.	76 53
								92	H	Idaho St.	70 51	169	A	Santa Clara	74 61
								95	A	Pacific	63 51	169	H	Santa Clara	78 61
								95	H	Pacific	88 65	171	H	Montana	76 52
												178	A	Portland	93 62
												178	H	Portland	97 71
												187	A	Eastern Wash.	63 51
												200	A	UNLV	70 59
												246	A	San Francisco	64 44
												246	H	San Francisco	78 51
												256	A	San Diego	86 61
												256	H	San Diego	71 44
												276	H	Colorado St.	50 39
LAST 12 Division I GAMES:															
120	N	Western Ky.	76 55	178	A	Portland	93 62								
27	N	Rutgers	57 40	56	A	Saint Mary's (CA)	66 52								
246	A	San Francisco	64 44	95	A	Pacific	63 51								
169	A	Santa Clara	74 61	169	H	Santa Clara	78 61								
28	H	BYU	64 <b>66</b>	246	H	San Francisco	78 51								
256	H	San Diego	71 44	256	A	San Diego	86 61								

Non-Div I Games:

Gonzaga

Average RPI Win:	248	WON-LOST	WINNING	LAST 10	STRENGTH OF	OPP. STRENGTH	TEAM	ADJ.	CONF.	ADJ CONF.
Average RPI Loss:	171	RECORD	PCT. RANK	GAMES	SCHEDULE	OF SCHEDULE	RPI	RPI	RPI	RPI
DIV. I ONLY	12- 14	195	0- 1	253	275	202	202	29	29	
DIV. I NON-CONF.	3- 9	271	0- 0	89	91	196	196	28	28	
TOTALS	RPI 1-25	RPI 26-50	W-L RECORDS	RPI 51-100	RPI 101-150	RPI 150+				
12- 14	0- 0	0- 2	OVERALL	1- 1	1- 4	10- 7				
5- 3	0- 0	0- 0	HOME	0- 0	0- 0	5- 3				
5- 10	0- 0	0- 1	AWAY	0- 1	0- 4	5- 4				
2- 1	0- 0	0- 1	NEUTRAL	1- 0	1- 0	0- 0				
3- 9	0- 0	0- 2	NON-CONFERENCE	1- 1	1- 4	1- 2				
1- 0	0- 0	0- 0	HOME	0- 0	0- 0	1- 0				
0- 8	0- 0	0- 1	AWAY	0- 1	0- 4	0- 2				
2- 1	0- 0	0- 1	NEUTRAL	1- 0	1- 0	0- 0				
9- 5	0- 0	0- 0	CONFERENCE	0- 0	0- 0	9- 5				
4- 3	0- 0	0- 0	HOME	0- 0	0- 0	4- 3				
5- 2	0- 0	0- 0	AWAY	0- 0	0- 0	5- 2				
0- 0	0- 0	0- 0	NEUTRAL	0- 0	0- 0	0- 0				

RPI S	Opponent	Score	RPI S	Opponent	Score	RPI S	Opponent	Score	RPI S	Opponent	Score	Team's RPI: 202
34 N	South Dakota	53 67	51 N	Indiana	65 62	109 N	Loyola Marymount	62 61				
47 A	Auburn	48 97	94 A	UT Arlington	54 78	127 A	Oklahoma St.	40 86				
						132 A	South Fla.	50 67				
						141 A	Kansas	45 76				
						147 A	Alabama	55 73				
						174 A	Southern U.	65 71				
						174 H	Southern U.	81 86				
						181 A	Southern Miss.	47 68				
						207 A	Prairie View	64 63				
						207 H	Prairie View	73 57				
						243 A	Texas Southern	75 67				
						243 H	Texas Southern	72 55				
						255 A	Wichita St.	61 70				
						257 A	Alabama St.	80 72				
						277 A	Jackson St.	60 89				
						277 H	Jackson St.	74 77				
						289 A	Alabama A&M	63 51				
						323 H	McNeese	75 51				
						329 H	Mississippi Val.	52 54				
						345 H	Ark.-Pine Bluff	77 57				
						351 A	Alcorn	79 63				
						351 H	Alcorn	61 56				
LAST 12 Division I GAMES:												
277 A	Jackson St.	60 89	345 H	Ark.-Pine Bluff	77 57							
207 H	Prairie View	73 57	277 H	Jackson St.	74 77							
243 H	Texas Southern	72 55	207 A	Prairie View	64 63							
351 A	Alcorn	79 63	243 A	Texas Southern	75 67							
174 A	Southern U.	65 71	351 H	Alcorn	61 56							
329 H	Mississippi Val.	52 54	174 H	Southern U.	81 86							

Non-Div I Games:

Grambling

■ Loss, 
 ■ Non-Conf, 
 ■ S Site, 
 ■ Home 
 ■ A Away 
 N Neutral

Average RPI Win: 290		WON-LOST	WINNING	LAST 10	STRENGTH OF	OPP. STRENGTH	TEAM	ADJ.	CONF.	ADJ CONF.
Average RPI Loss: 223		RECORD	PCT. RANK	GAMES	SCHEDULE	OF SCHEDULE	RPI	RPI	RPI	RPI
DIV. I ONLY		6- 17	293	0- 1	337	320	335	335	30	30
DIV. I NON-CONF.		2- 8	293	0- 0	328	253	345	345	30	30
TOTALS	RPI 1-25	RPI 26-50		W-L RECORDS		RPI 51-100	RPI 101-150	RPI 150+		
6- 17	0- 0	0- 0		OVERALL		0- 0	1- 3	5- 14		
5- 6	0- 0	0- 0		HOME		0- 0	1- 1	4- 5		
1- 11	0- 0	0- 0		AWAY		0- 0	0- 2	1- 9		
0- 0	0- 0	0- 0		NEUTRAL		0- 0	0- 0	0- 0		
2- 8	0- 0	0- 0		NON-CONFERENCE		0- 0	0- 2	2- 6		
2- 3	0- 0	0- 0		HOME		0- 0	0- 1	2- 2		
0- 5	0- 0	0- 0		AWAY		0- 0	0- 1	0- 4		
0- 0	0- 0	0- 0		NEUTRAL		0- 0	0- 0	0- 0		
4- 9	0- 0	0- 0		CONFERENCE		0- 0	1- 1	3- 8		
3- 3	0- 0	0- 0		HOME		0- 0	1- 0	2- 3		
1- 6	0- 0	0- 0		AWAY		0- 0	0- 1	1- 5		
0- 0	0- 0	0- 0		NEUTRAL		0- 0	0- 0	0- 0		

RPI 1-25				RPI 26-50				RPI 51-100				RPI 101+				Team's RPI: 335				
RPI	S	Opponent	Score	RPI	S	Opponent	Score	RPI	S	Opponent	Score	RPI	S	Opponent	Score					
																121	A	UNCW	55	77
																124	H	Portland St.	55	60
																146	A	New Mexico St.	52	81
																146	H	New Mexico St.	54	51
																169	A	Santa Clara	55	75
																171	H	Montana	47	69
																188	H	Indiana St.	81	88
																223	A	East Carolina	47	59
																225	A	UTRGV	42	49
																225	H	UTRGV	50	66
																240	A	UMKC	45	73
																240	H	UMKC	56	65
																250	A	California Baptist	50	93
																250	H	California Baptist	75	71
																265	H	CSU Bakersfield	46	59
																274	A	Utah Valley	46	57
																275	A	Long Beach St.	50	57
																299	A	UC Santa Barbara	55	66
																302	H	Incarnate Word	74	63
																343	A	Seattle U	74	73
								346	H	LIU Brooklyn	65	62								
								350	A	Chicago St.	48	50								
								350	H	Chicago St.	84	49								
LAST 12 Division I GAMES:																				
250 A California Baptist				50	93	250 H California Baptist				75	71									
350 H Chicago St.				84	49	240 A UMKC				45	73									
240 H UMKC				56	65	350 A Chicago St.				48	50									
146 A New Mexico St.				52	81	225 H UTRGV				50	66									
225 A UTRGV				42	49	146 H New Mexico St.				54	51									
265 H CSU Bakersfield				46	59	343 A Seattle U				74	73									

Non-Div I Games:

## Grand Canyon

Loss, Non-Conf, S Site, H Home A Away N Neutral



Average RPI Win:	215	WON-LOST	WINNING	LAST 10	STRENGTH OF	OPP. STRENGTH	TEAM	ADJ.	CONF.	ADJ CONF.
Average RPI Loss:	67	RECORD	PCT. RANK	GAMES	SCHEDULE	OF SCHEDULE	RPI	RPI	RPI	RPI
DIV. I ONLY	17- 8	74	1- 0	119	150	74	74	21	21	
DIV. I NON-CONF.	4- 5	190	0- 0	4	13	37	37	18	18	
TOTALS	RPI 1-25	RPI 26-50	W-L RECORDS	RPI 51-100	RPI 101-150	RPI 150+				
17- 8	0- 2	1- 2	OVERALL	2- 1	2- 3	12- 0				
11- 2	0- 0	0- 0	HOME	2- 0	2- 2	7- 0				
6- 6	0- 2	1- 2	AWAY	0- 1	0- 1	5- 0				
0- 0	0- 0	0- 0	NEUTRAL	0- 0	0- 0	0- 0				
4- 5	0- 2	1- 2	NON-CONFERENCE	1- 0	1- 1	1- 0				
3- 1	0- 0	0- 0	HOME	1- 0	1- 1	1- 0				
1- 4	0- 2	1- 2	AWAY	0- 0	0- 0	0- 0				
0- 0	0- 0	0- 0	NEUTRAL	0- 0	0- 0	0- 0				
13- 3	0- 0	0- 0	CONFERENCE	1- 1	1- 2	11- 0				
8- 1	0- 0	0- 0	HOME	1- 0	1- 1	6- 0				
5- 2	0- 0	0- 0	AWAY	0- 1	0- 1	5- 0				
0- 0	0- 0	0- 0	NEUTRAL	0- 0	0- 0	0- 0				

RPI 1-25				RPI 26-50				RPI 51-100 Team's RPI: 74				RPI 101+			
RPI	S	Opponent	Score	RPI	S	Opponent	Score	RPI	S	Opponent	Score	RPI	S	Opponent	Score
10	A	Marquette	54 80	29	A	South Dakota St.	47 77	58	H	Maine	70 39	119	H	Northwestern	55 57
25	A	DePaul	64 73	30	A	Missouri	56 49	64	A	Wright St.	67 85	122	A	Youngstown St.	59 70
				34	A	South Dakota	49 55	64	H	Wright St.	56 37	122	H	Youngstown St.	60 42
												123	H	Dayton	51 35
												130	H	IUPUI	63 67
												180	H	Wisconsin	55 46
												195	A	Milwaukee	76 62
												195	H	Milwaukee	59 45
												251	A	Northern Ky.	81 61
												251	H	Northern Ky.	70 42
												285	A	Cleveland St.	76 63
												285	H	Cleveland St.	62 53
												308	A	Oakland	77 53
												308	H	Oakland	72 32
												333	A	Detroit Mercy	65 40
												333	H	Detroit Mercy	82 37
												337	H	UIC	62 32
LAST 12 Division I GAMES:															
333	H	Detroit Mercy	82 37	195	H	Milwaukee	59 45								
308	H	Oakland	72 32	130	H	IUPUI	63 67								
285	A	Cleveland St.	76 63	337	H	UIC	62 32								
122	A	Youngstown St.	59 70	308	A	Oakland	77 53								
64	H	Wright St.	56 37	333	A	Detroit Mercy	65 40								
251	H	Northern Ky.	70 42	122	H	Youngstown St.	60 42								

Non-Div I Games: Wis.-Parkside 81 32

Green Bay

Loss, Non-Conf, S Site, H Home A Away N Neutral

Average RPI Win: <b>251</b>	WON-LOST	WINNING	LAST 10	STRENGTH OF	OPP. STRENGTH	TEAM	ADJ.	CONF.	ADJ CONF.
Average RPI Loss: <b>184</b>	RECORD	PCT. RANK	GAMES	SCHEDULE	OF SCHEDULE	RPI	RPI	RPI	RPI
DIV. I ONLY	<b>13- 11</b>	<b>153</b>	<b>0- 1</b>	<b>291</b>	<b>269</b>	<b>208</b>	<b>208</b>	<b>28</b>	<b>28</b>
DIV. I NON-CONF.	<b>3- 7</b>	<b>256</b>	<b>0- 1</b>	<b>215</b>	<b>153</b>	<b>272</b>	<b>272</b>	<b>29</b>	<b>29</b>
TOTALS	RPI 1-25	RPI 26-50	W-L RECORDS	RPI 51-100	RPI 101-150	RPI 150+			
13- 11	0- 1	1- 0	OVERALL	1- 1	0- 1	11- 8			
8- 3	0- 0	1- 0	HOME	1- 0	0- 0	6- 3			
5- 6	0- 1	0- 0	AWAY	0- 0	0- 1	5- 4			
0- 2	0- 0	0- 0	NEUTRAL	0- 1	0- 0	0- 1			
3- 7	0- 1	1- 0	NON-CONFERENCE	0- 1	0- 0	2- 5			
2- 2	0- 0	1- 0	HOME	0- 0	0- 0	1- 2			
1- 3	0- 1	0- 0	AWAY	0- 0	0- 0	1- 2			
0- 2	0- 0	0- 0	NEUTRAL	0- 1	0- 0	0- 1			
10- 4	0- 0	0- 0	CONFERENCE	1- 0	0- 1	9- 3			
6- 1	0- 0	0- 0	HOME	1- 0	0- 0	5- 1			
4- 3	0- 0	0- 0	AWAY	0- 0	0- 1	4- 2			
0- 0	0- 0	0- 0	NEUTRAL	0- 0	0- 0	0- 0			

RPI 1-25				RPI 26-50				RPI 51-100				RPI 101+ Team's RPI: 208			
RPI	S	Opponent	Score	RPI	S	Opponent	Score	RPI	S	Opponent	Score	RPI	S	Opponent	Score
8	A	NC State	51 <b>83</b>	36	H	James Madison	72 65	78	N	SFA	68 <b>70</b>	118	A	High Point	73 <b>82</b>
								85	H	Radford	68 54	163	H	Chattanooga	50 <b>58</b>
												183	A	UNC Asheville	61 58
												213	H	Elon	62 <b>77</b>
												219	A	Campbell	46 <b>52</b>
												219	H	Campbell	61 50
												222	A	Cornell	53 <b>79</b>
												229	A	Gardner-Webb	46 <b>68</b>
												229	H	Gardner-Webb	82 80
												233	N	Sacramento St.	61 <b>65</b>
												236	A	Columbia	63 <b>88</b>
												279	A	Winthrop	84 63
												287	H	Samford	64 57
												300	A	Charleston So.	74 66
												300	H	Charleston So.	57 <b>72</b>
												304	A	Fla. Atlantic	72 68
												330	H	Presbyterian	79 62
												336	A	Longwood	86 70
												336	H	Longwood	66 40
												344	H	USC Upstate	67 43
LAST 12 Division I GAMES:															
233	N	Sacramento St.	61 <b>65</b>	118	A	High Point	73 <b>82</b>								
336	A	Longwood	86 70	344	H	USC Upstate	67 43								
229	A	Gardner-Webb	46 <b>68</b>	229	H	Gardner-Webb	82 80								
300	H	Charleston So.	57 <b>72</b>	279	A	Winthrop	84 63								
219	H	Campbell	61 50	219	A	Campbell	46 <b>52</b>								
330	H	Presbyterian	79 62	336	H	Longwood	66 40								

Non-Div I Games: Mid-Atlantic Christl15 48

Hampton

■ Loss, 
 ■ Non-Conf, S Site, 
 ■ Home 
 ■ Away 
 N Neutral

Average RPI Win:	254	WON-LOST	WINNING	LAST 10	STRENGTH OF	OPP. STRENGTH	TEAM	ADJ.	CONF.	ADJ CONF.
Average RPI Loss:	77	RECORD	PCT. RANK	GAMES	SCHEDULE	OF SCHEDULE	RPI	RPI	RPI	RPI
DIV. I ONLY	19- 9	81	0- 1	184	196	113	113	23	23	
DIV. I NON-CONF.	7- 7	162	0- 1	123	90	145	145	25	25	
TOTALS	RPI 1-25	RPI 26-50	W-L RECORDS	RPI 51-100	RPI 101-150	RPI 150+				
19- 9	0- 2	0- 2	OVERALL	2- 3	0- 0	17- 2				
11- 2	0- 0	0- 1	HOME	2- 1	0- 0	9- 0				
8- 5	0- 1	0- 1	AWAY	0- 2	0- 0	8- 1				
0- 2	0- 1	0- 0	NEUTRAL	0- 0	0- 0	0- 1				
7- 7	0- 2	0- 2	NON-CONFERENCE	1- 2	0- 0	6- 1				
4- 2	0- 0	0- 1	HOME	1- 1	0- 0	3- 0				
3- 3	0- 1	0- 1	AWAY	0- 1	0- 0	3- 0				
0- 2	0- 1	0- 0	NEUTRAL	0- 0	0- 0	0- 1				
12- 2	0- 0	0- 0	CONFERENCE	1- 1	0- 0	11- 1				
7- 0	0- 0	0- 0	HOME	1- 0	0- 0	6- 0				
5- 2	0- 0	0- 0	AWAY	0- 1	0- 0	5- 1				
0- 0	0- 0	0- 0	NEUTRAL	0- 0	0- 0	0- 0				

RPI 1-25				RPI 26-50				RPI 51-100				RPI 101+ Team's RPI: 113			
RPI	S	Opponent	Score	RPI	S	Opponent	Score	RPI	S	Opponent	Score	RPI	S	Opponent	Score
3	N	Louisville	69 86	39	H	Michigan St.	66 74	53	A	Villanova	41 59	151	N	Southern Ill.	50 72
18	A	Miami (FL)	62 75	48	A	New Mexico	65 72	58	A	Maine	58 78	152	A	Stony Brook	64 36
								58	H	Maine	49 46	152	H	Stony Brook	73 62
								76	H	Princeton	38 75	170	H	William & Mary	50 45
								79	H	Harvard	73 60	247	A	Binghamton	62 73
												249	H	Albany (NY)	82 35
												262	A	Rhode Island	65 51
												281	A	Vermont	76 48
												281	H	Vermont	61 32
												298	H	Bryant	67 57
												307	H	Morgan St.	80 59
												310	A	New Hampshire	66 48
												310	H	New Hampshire	56 49
												312	A	UMBC	66 52
												312	H	UMBC	92 47
												320	A	Central Conn. St.	54 52
												324	A	UMass Lowell	66 44
												324	H	UMass Lowell	69 45
												325	A	NJIT	84 53
LAST 12 Division I GAMES:															
48	A	New Mexico	65 72	312	H	UMBC	92 47								
18	A	Miami (FL)	62 75	152	H	Stony Brook	73 62								
324	H	UMass Lowell	69 45	247	A	Binghamton	62 73								
310	H	New Hampshire	56 49	249	H	Albany (NY)	82 35								
281	A	Vermont	76 48	310	A	New Hampshire	66 48								
58	A	Maine	58 78	324	A	UMass Lowell	66 44								

Non-Div I Games:

Hartford

■ Loss, 
 ■ Non-Conf, 
 ■ S Site, 
 ■ Home 
 ■ Away 
 N Neutral

RPI 1-25				RPI 26-50				RPI 51-100				Team's RPI: 79		RPI 101+			
RPI	S	Opponent	Score	RPI	S	Opponent	Score	RPI	S	Opponent	Score		RPI	S	Opponent	Score	
1	A	Notre Dame	58 103	27	H	Rutgers	49 60	52	H	Quinnipiac	67 72		113	A	Hartford	60 73	
				38	A	California	85 79	58	H	Maine	60 67		115	A	Yale	62 65	
								63	H	Penn	80 72		115	H	Yale	83 69	
								73	A	Purdue	65 66		150	A	CSUN	75 55	
								76	H	Princeton	71 75		155	H	Boston U.	67 47	
													199	N	Jacksonville St.	69 62	
													201	A	Dartmouth	73 57	
													201	H	Dartmouth	56 46	
													222	A	Cornell	68 61	
													236	A	Columbia	65 75	
													262	A	Rhode Island	80 47	
													270	A	Siena	73 54	
													272	A	Brown	100 83	
													272	H	Brown	98 55	
													294	H	La Salle	88 43	
LAST 12 Division I GAMES:																	
				150	A	CSUN	75 55	236	A	Columbia	65 75						
				115	H	Yale	83 69	272	A	Brown	100 83						
				272	H	Brown	98 55	115	A	Yale	62 65						
				63	H	Penn	80 72	201	A	Dartmouth	73 57						
				76	H	Princeton	71 75	201	H	Dartmouth	56 46						
				222	A	Cornell	68 61	38	A	California	85 79						

Non-Div I Games:

## Hawaii

Through Games Of Feb. 25, 2019

Average RPI Win:	239	WON-LOST	WINNING	LAST 10	STRENGTH OF	OPP. STRENGTH	TEAM	ADJ.	CONF.	ADJ CONF.
Average RPI Loss:	153	RECORD	PCT. RANK	GAMES	SCHEDULE	OF SCHEDULE	RPI	RPI	RPI	RPI
DIV. I ONLY	10- 15	230	0- 1	180	207	232	232	20	20	
DIV. I NON-CONF.	3- 9	271	0- 1	142	127	267	267	20	20	
TOTALS	RPI 1-25	RPI 26-50	W-L RECORDS	RPI 51-100	RPI 101-150	RPI 150+				
10- 15	0- 1	0- 0	OVERALL	2- 4	0- 3	8- 7				
6- 8	0- 1	0- 0	HOME	2- 2	0- 3	4- 2				
4- 6	0- 0	0- 0	AWAY	0- 1	0- 0	4- 5				
0- 1	0- 0	0- 0	NEUTRAL	0- 1	0- 0	0- 0				
3- 9	0- 1	0- 0	NON-CONFERENCE	1- 3	0- 1	2- 4				
2- 5	0- 1	0- 0	HOME	1- 2	0- 1	1- 1				
1- 3	0- 0	0- 0	AWAY	0- 0	0- 0	1- 3				
0- 1	0- 0	0- 0	NEUTRAL	0- 1	0- 0	0- 0				
7- 6	0- 0	0- 0	CONFERENCE	1- 1	0- 2	6- 3				
4- 3	0- 0	0- 0	HOME	1- 0	0- 2	3- 1				
3- 3	0- 0	0- 0	AWAY	0- 1	0- 0	3- 2				
0- 0	0- 0	0- 0	NEUTRAL	0- 0	0- 0	0- 0				

RPI 1-25				RPI 26-50				RPI 51-100				RPI 101+ Team's RPI: 232			
RPI	S	Opponent	Score	RPI	S	Opponent	Score	RPI	S	Opponent	Score	RPI	S	Opponent	Score
4	H	Stanford	59 81					65	N	Utah	48 73	102	H	Pepperdine	64 65
								70	H	FGCU	67 73	143	H	UC Riverside	55 60
								77	H	American	57 69	150	H	CSUN	29 49
								82	A	UC Davis	46 72	177	A	UC Irvine	70 68
								82	H	UC Davis	65 60	177	H	UC Irvine	48 53
								88	H	Idaho	69 61	178	H	Portland	65 72
												200	A	UNLV	66 61
												218	A	Nevada	78 79
												226	A	San Diego St.	57 58
												256	A	San Diego	50 58
												266	A	Cal St. Fullerton	68 72
												275	A	Long Beach St.	40 56
												275	H	Long Beach St.	63 49
												299	A	UC Santa Barbara	47 35
												299	H	UC Santa Barbara	72 49
												313	A	Cal Poly	71 54
												313	H	Cal Poly	70 52
												343	H	Seattle U	67 51
LAST 12 Division I GAMES:															
				65	N	Utah	48 73	177	A	UC Irvine	70 68				
				82	A	UC Davis	46 72	313	H	Cal Poly	70 52				
				177	H	UC Irvine	48 53	143	H	UC Riverside	55 60				
				275	H	Long Beach St.	63 49	299	A	UC Santa Barbara	47 35				
				299	H	UC Santa Barbara	72 49	313	A	Cal Poly	71 54				
				275	A	Long Beach St.	40 56	150	H	CSUN	29 49				

Non-Div I Games: Hawaii Pacific 66 51

Hawaii

■ Loss, 
 ■ Non-Conf, S Site, 
 ■ Home 
 ■ Away 
 N Neutral

Average RPI Win:	271	WON-LOST	WINNING	LAST 10	STRENGTH OF	OPP. STRENGTH	TEAM	ADJ.	CONF.	ADJ CONF.
Average RPI Loss:	84	RECORD	PCT. RANK	GAMES	SCHEDULE	OF SCHEDULE	RPI	RPI	RPI	RPI
DIV. I ONLY	16- 7	66	1- 0	215	293	118	118	28	28	
DIV. I NON-CONF.	5- 4	139	0- 0	105	212	94	94	29	29	
TOTALS	RPI 1-25	RPI 26-50	W-L RECORDS	RPI 51-100	RPI 101-150	RPI 150+				
16- 7	0- 1	0- 2	OVERALL	1- 2	0- 1	15- 1				
10- 1	0- 0	0- 0	HOME	1- 1	0- 0	9- 0				
6- 6	0- 1	0- 2	AWAY	0- 1	0- 1	6- 1				
0- 0	0- 0	0- 0	NEUTRAL	0- 0	0- 0	0- 0				
5- 4	0- 1	0- 2	NON-CONFERENCE	1- 0	0- 1	4- 0				
4- 0	0- 0	0- 0	HOME	1- 0	0- 0	3- 0				
1- 4	0- 1	0- 2	AWAY	0- 0	0- 1	1- 0				
0- 0	0- 0	0- 0	NEUTRAL	0- 0	0- 0	0- 0				
11- 3	0- 0	0- 0	CONFERENCE	0- 2	0- 0	11- 1				
6- 1	0- 0	0- 0	HOME	0- 1	0- 0	6- 0				
5- 2	0- 0	0- 0	AWAY	0- 1	0- 0	5- 1				
0- 0	0- 0	0- 0	NEUTRAL	0- 0	0- 0	0- 0				

RPI	S	Opponent	Score	RPI	S	Opponent	Score	RPI	S	Opponent	Score	RPI	S	Opponent	Score	Team's RPI: 118
17	A	Kentucky	49 71	41	A	Clemson	64 83	77	H	American	66 61	138	A	Davidson	62 71	
				42	A	Miami (OH)	55 68	85	A	Radford	58 80	183	A	UNC Asheville	56 67	
								85	H	Radford	79 84	208	H	Hampton	82 73	
												219	H	Campbell	65 60	
												229	A	Gardner-Webb	78 61	
												229	H	Gardner-Webb	78 70	
												254	A	ETSU	73 65	
												264	H	Norfolk St.	83 51	
												279	H	Winthrop	56 54	
												300	A	Charleston So.	69 62	
												300	H	Charleston So.	71 64	
												303	H	UNC Greensboro	82 75	
												330	A	Presbyterian	70 63	
												330	H	Presbyterian	79 40	
												336	A	Longwood	65 54	
												339	H	N.C. Central	80 69	
												344	A	USC Upstate	87 61	
LAST 12 Division I GAMES:																
229	H	Gardner-Webb	78 70	279	H	Winthrop	56 54									
330	A	Presbyterian	70 63	300	H	Charleston So.	71 64									
300	A	Charleston So.	69 62	219	H	Campbell	65 60									
85	H	Radford	79 84	183	A	UNC Asheville	56 67									
336	A	Longwood	65 54	229	A	Gardner-Webb	78 61									
208	H	Hampton	82 73	330	H	Presbyterian	79 40									

Non-Div I Games: Greensboro 102 50 Mars Hill 86 36

High Point

Loss, Non-Conf, S Site, H Home A Away N Neutral

Average RPI Win: <b>225</b>	WON-LOST	WINNING	LAST 10	STRENGTH OF	OPP. STRENGTH	TEAM	ADJ.	CONF.	ADJ CONF.
Average RPI Loss: <b>139</b>	RECORD	PCT. RANK	GAMES	SCHEDULE	OF SCHEDULE	RPI	RPI	RPI	RPI
DIV. I ONLY	7- 18	284	1- 0	94	205	221	221	10	10
DIV. I NON-CONF.	5- 6	177	0- 0	211	334	207	207	10	10
<hr/>									
TOTALS	RPI 1-25	RPI 26-50	W-L RECORDS	RPI 51-100	RPI 101-150	RPI 150+			
7- 18	0- 0	0- 2	OVERALL	0- 3	2- 6	5- 7			
2- 8	0- 0	0- 1	HOME	0- 1	1- 2	1- 4			
4- 8	0- 0	0- 1	AWAY	0- 1	1- 3	3- 3			
1- 2	0- 0	0- 0	NEUTRAL	0- 1	0- 1	1- 0			
5- 6	0- 0	0- 0	NON-CONFERENCE	0- 1	0- 1	5- 4			
1- 2	0- 0	0- 0	HOME	0- 0	0- 0	1- 2			
3- 2	0- 0	0- 0	AWAY	0- 0	0- 0	3- 2			
1- 2	0- 0	0- 0	NEUTRAL	0- 1	0- 1	1- 0			
2- 12	0- 0	0- 2	CONFERENCE	0- 2	2- 5	0- 3			
1- 6	0- 0	0- 1	HOME	0- 1	1- 2	0- 2			
1- 6	0- 0	0- 1	AWAY	0- 1	1- 3	0- 1			
0- 0	0- 0	0- 0	NEUTRAL	0- 0	0- 0	0- 0			

RPI 1-25				RPI 26-50				RPI 51-100				RPI 101+				Team's RPI: 221	
RPI	S	Opponent	Score	RPI	S	Opponent	Score	RPI	S	Opponent	Score	RPI	S	Opponent	Score		
				36	A	James Madison	54 77	64	N	Wright St.	64 93	107	A	Towson	68 92		
				36	H	James Madison	44 59	66	A	Drexel	39 62	107	H	Towson	56 68		
								66	H	Drexel	49 61	112	A	Northeastern	63 62		
												112	H	Northeastern	78 61		
												121	A	UNCW	54 89		
												136	N	Marist	57 71		
												149	A	Delaware	47 57		
												149	H	Delaware	59 78		
												152	A	Stony Brook	49 77		
												170	H	William & Mary	55 60		
												185	A	Holy Cross	66 72		
												194	N	Stetson	53 50		
												213	H	Elon	64 77		
												215	H	Sacred Heart	64 70		
												236	H	Columbia	63 65		
												242	A	St. Bonaventure	67 59		
												270	A	Siena	57 50		
												288	A	Col. of Charleston	62 70		
												312	A	UMBC	45 42		
												331	H	Iona	74 49		
LAST 12 Division I GAMES:																	
				112	A	Northeastern	63 62	121	A	UNCW	54 89						
				149	A	Delaware	47 57	112	H	Northeastern	78 61						
				66	A	Drexel	39 62	66	H	Drexel	49 61						
				36	H	James Madison	44 59	149	H	Delaware	59 78						
				107	H	Towson	56 68	107	A	Towson	68 92						
				288	A	Col. of Charleston	62 70	36	A	James Madison	54 77						

Non-Div I Games: Wilmington (DE) 77 56

Hofstra

■ Loss, 
 ■ Non-Conf, S Site, 
 ■ Home 
 ■ Away 
 N Neutral

## Holy Cross

Through Games Of Feb. 25, 2019

Average RPI Win:	243	WON-LOST	WINNING	LAST 10	STRENGTH OF	OPP. STRENGTH	TEAM	ADJ.	CONF.	ADJ CONF.
Average RPI Loss:	205	RECORD	PCT. RANK	GAMES	SCHEDULE	OF SCHEDULE	RPI	RPI	RPI	RPI
DIV. I ONLY	16- 10	112	1- 0	319	239	185	185	18	18	
DIV. I NON-CONF.	8- 3	72	0- 0	340	282	201	201	21	21	
TOTALS	RPI 1-25	RPI 26-50	W-L RECORDS	RPI 51-100	RPI 101-150	RPI 150+				
16- 10	0- 0	0- 0	OVERALL	1- 2	0- 2	15- 6				
11- 2	0- 0	0- 0	HOME	1- 0	0- 0	10- 2				
5- 8	0- 0	0- 0	AWAY	0- 2	0- 2	5- 4				
0- 0	0- 0	0- 0	NEUTRAL	0- 0	0- 0	0- 0				
8- 3	0- 0	0- 0	NON-CONFERENCE	0- 0	0- 1	8- 2				
5- 1	0- 0	0- 0	HOME	0- 0	0- 0	5- 1				
3- 2	0- 0	0- 0	AWAY	0- 0	0- 1	3- 1				
0- 0	0- 0	0- 0	NEUTRAL	0- 0	0- 0	0- 0				
8- 7	0- 0	0- 0	CONFERENCE	1- 2	0- 1	7- 4				
6- 1	0- 0	0- 0	HOME	1- 0	0- 0	5- 1				
2- 6	0- 0	0- 0	AWAY	0- 2	0- 1	2- 3				
0- 0	0- 0	0- 0	NEUTRAL	0- 0	0- 0	0- 0				

RPI 1-25				RPI 26-50				RPI 51-100				RPI 101+ Team's RPI: 185			
RPI	S	Opponent	Score	RPI	S	Opponent	Score	RPI	S	Opponent	Score	RPI	S	Opponent	Score
								54	A	Bucknell	71 75	114	A	Boston College	63 89
								54	H	Bucknell	61 60	139	A	Lehigh	55 64
								77	A	American	58 70	155	A	Boston U.	64 61
												155	H	Boston U.	75 69
												179	H	Rider	71 61
												221	H	Hofstra	72 66
												237	A	Navy	47 54
												237	H	Navy	47 44
												249	A	Albany (NY)	56 50
												252	H	Colgate	67 70
												262	H	Rhode Island	73 65
												272	H	Brown	85 89
												273	A	Army West Point	53 60
												273	H	Army West Point	58 39
												281	A	Vermont	65 40
												284	H	Manhattan	61 53
												296	A	Loyola Maryland	58 48
												296	H	Loyola Maryland	78 60
												298	A	Bryant	81 62
												310	A	New Hampshire	62 74
												324	H	UMass Lowell	63 54
												326	A	Lafayette	63 73
												326	H	Lafayette	56 53
LAST 12 Division I GAMES:															
				54	H	Bucknell	61 60					77	A	American	58 70
				273	A	Army West Point	53 60					54	A	Bucknell	71 75
				155	A	Boston U.	64 61					273	H	Army West Point	58 39
				237	H	Navy	47 44					155	H	Boston U.	75 69
				296	A	Loyola Maryland	58 48					237	A	Navy	47 54
				326	H	Lafayette	56 53					296	H	Loyola Maryland	78 60

Non-Div I Games:

Holy Cross

■ Loss, 
 ■ Non-Conf, 
 ■ S Site, 
 ■ H Home 
 ■ A Away 
 N Neutral



Average RPI Win:	<b>196</b>	WON-LOST	WINNING	LAST 10	STRENGTH OF	OPP. STRENGTH	TEAM	ADJ.	CONF.	ADJ CONF.
Average RPI Loss:	<b>75</b>	RECORD	PCT. RANK	GAMES	SCHEDULE	OF SCHEDULE	RPI	RPI	RPI	RPI
DIV. I ONLY	<b>15- 11</b>	<b>132</b>	<b>1- 0</b>	<b>90</b>	<b>84</b>	<b>90</b>	<b>90</b>	<b>9</b>	<b>9</b>	
DIV. I NON-CONF.	<b>6- 7</b>	<b>172</b>	<b>0- 0</b>	<b>76</b>	<b>86</b>	<b>111</b>	<b>111</b>	<b>8</b>	<b>8</b>	
TOTALS	RPI 1-25	RPI 26-50	W-L RECORDS	RPI 51-100	RPI 101-150	RPI 150+				
15- 11	0- 3	1- 2	OVERALL	0- 3	1- 1	13- 2				
6- 5	0- 2	1- 1	HOME	0- 1	0- 1	5- 0				
9- 6	0- 1	0- 1	AWAY	0- 2	1- 0	8- 2				
0- 0	0- 0	0- 0	NEUTRAL	0- 0	0- 0	0- 0				
6- 7	0- 1	1- 2	NON-CONFERENCE	0- 2	0- 1	5- 1				
1- 4	0- 1	1- 1	HOME	0- 1	0- 1	0- 0				
5- 3	0- 0	0- 1	AWAY	0- 1	0- 0	5- 1				
0- 0	0- 0	0- 0	NEUTRAL	0- 0	0- 0	0- 0				
9- 4	0- 2	0- 0	CONFERENCE	0- 1	1- 0	8- 1				
5- 1	0- 1	0- 0	HOME	0- 0	0- 0	5- 0				
4- 3	0- 1	0- 0	AWAY	0- 1	1- 0	3- 1				
0- 0	0- 0	0- 0	NEUTRAL	0- 0	0- 0	0- 0				

RPI 1-25				RPI 26-50				RPI 51-100				Team's RPI: 90		RPI 101+			
RPI	S	Opponent	Score	RPI	S	Opponent	Score	RPI	S	Opponent	Score			RPI	S	Opponent	Score
5	H	UConn	61 81	38	A	California	79 80	70	A	FGCU	71 76			114	H	Boston College	57 64
16	A	UCF	56 58	40	H	Georgia Tech	95 89	81	A	Cincinnati	57 68			132	A	South Fla.	54 52
22	H	Texas A&M	52 68	48	H	New Mexico	84 89	94	H	UT Arlington	61 65			157	H	Tulsa	76 44
														161	A	Temple	65 76
														161	H	Temple	78 65
														166	H	Tulane	83 82
														172	A	Louisiana Tech	88 100
														181	A	Southern Miss.	61 44
														197	A	George Mason	66 56
														209	A	Memphis	59 57
														210	A	SMU	72 61
														210	H	SMU	69 68
														223	H	East Carolina	63 52
														236	A	Columbia	83 72
														254	A	ETSU	84 77
														255	A	Wichita St.	66 58
														302	A	Incarinate Word	79 60
LAST 12 Division I GAMES:																	
				209	A	Memphis	59 57					16	A	UCF	56 58		
				166	H	Tulane	83 82					157	H	Tulsa	76 44		
				223	H	East Carolina	63 52					81	A	Cincinnati	57 68		
				132	A	South Fla.	54 52					255	A	Wichita St.	66 58		
				161	A	Temple	65 76					161	H	Temple	78 65		
				210	H	SMU	69 68					210	A	SMU	72 61		

Non-Div I Games:

Houston

■ Loss, 
 ■ Non-Conf, S Site, 
 ■ Home 
 ■ Away 
 N Neutral

## Houston Baptist

Through Games Of Feb. 25, 2019













































































































Average RPI Win:	303	WON-LOST	WINNING	LAST 10	STRENGTH OF	OPP. STRENGTH	TEAM	ADJ.	CONF.	ADJ CONF.
Average RPI Loss:	197	RECORD	PCT. RANK	GAMES	SCHEDULE	OF SCHEDULE	RPI	RPI	RPI	RPI
DIV. I ONLY	3- 17	332	0- 0	298	281	341	341	25	25	
DIV. I NON-CONF.	1- 5	311	0- 0	289	184	336	336	23	23	
TOTALS	RPI 1-25	RPI 26-50	W-L RECORDS	RPI 51-100	RPI 101-150	RPI 150+				
3- 17	0- 0	0- 0	OVERALL	0- 2	0- 2	3- 13				
3- 6	0- 0	0- 0	HOME	0- 0	0- 0	3- 6				
0- 11	0- 0	0- 0	AWAY	0- 2	0- 2	0- 7				
0- 0	0- 0	0- 0	NEUTRAL	0- 0	0- 0	0- 0				
1- 5	0- 0	0- 0	NON-CONFERENCE	0- 0	0- 2	1- 3				
1- 1	0- 0	0- 0	HOME	0- 0	0- 0	1- 1				
0- 4	0- 0	0- 0	AWAY	0- 0	0- 2	0- 2				
0- 0	0- 0	0- 0	NEUTRAL	0- 0	0- 0	0- 0				
2- 12	0- 0	0- 0	CONFERENCE	0- 2	0- 0	2- 10				
2- 5	0- 0	0- 0	HOME	0- 0	0- 0	2- 5				
0- 7	0- 0	0- 0	AWAY	0- 2	0- 0	0- 5				
0- 0	0- 0	0- 0	NEUTRAL	0- 0	0- 0	0- 0				

RPI S	Opponent	Score	RPI S	Opponent	Score	RPI S	Opponent	Score	RPI S	Opponent	Score	Team's RPI: 341
						59	A Lamar University	50 63	127	A Oklahoma St.	44 77	
						78	A SFA	53 65	137	A Texas Tech	76 82	
									164	H Abilene Christian	62 72	
									167	H Oral Roberts	56 74	
									173	A Nicholls St.	54 77	
									173	H Nicholls St.	55 58	
									176	A North Texas	75 100	
									184	A Sam Houston St.	64 83	
									184	H Sam Houston St.	63 74	
									245	H A&M-Corpus Christi	56 70	
									255	A Wichita St.	50 68	
									280	H Central Ark.	58 77	
									290	H New Orleans	83 74	
									302	H Incarnate Word	60 59	
									306	A Southeastern La.	65 73	
									316	H La.-Monroe	68 60	
									321	A Northwestern St.	46 63	
									323	A McNeese	71 81	
LAST 12 Division I GAMES:												
184	A	Sam Houston St.	64	83	302	H	Incarnate Word	60	59			
321	A	Northwestern St.	46	63	323	A	McNeese	71	81			
173	H	Nicholls St.	55	58	306	A	Southeastern La.	65	73			
280	H	Central Ark.	58	77	184	H	Sam Houston St.	63	74			
78	A	SFA	53	65	164	H	Abilene Christian	62	72			
245	H	A&M-Corpus Christi	56	70	173	A	Nicholls St.	54	77			

Non-Div I Games: Howard Payne 93 60 Tex. A&M Int'l 81 48 McMurry 92 41 Southwest (NM) 100 57  
Houston Baptist





Loss, Non-Conf, S Site, H Home A Away N Neutral

Average RPI Win: <b>297</b>	WON-LOST	WINNING	LAST 10	STRENGTH OF	OPP. STRENGTH	TEAM	ADJ.	CONF.	ADJ CONF.
Average RPI Loss: <b>187</b>	RECORD	PCT. RANK	GAMES	SCHEDULE	OF SCHEDULE	RPI	RPI	RPI	RPI
DIV. I ONLY	<b>16- 11</b>	<b>122</b>	<b>1- 0</b>	<b>339</b>	<b>341</b>	<b>223</b>	<b>223</b>	<b>32</b>	<b>32</b>
DIV. I NON-CONF.	<b>7- 6</b>	<b>153</b>	<b>0- 0</b>	<b>300</b>	<b>289</b>	<b>197</b>	<b>197</b>	<b>32</b>	<b>32</b>
TOTALS	RPI 1-25	RPI 26-50	W-L RECORDS	RPI 51-100	RPI 101-150	RPI 150+			
16- 11	0- 0	0- 1	OVERALL	0- 1	0- 0	16- 9			
8- 4	0- 0	0- 0	HOME	0- 0	0- 0	8- 4			
8- 7	0- 0	0- 1	AWAY	0- 1	0- 0	8- 5			
0- 0	0- 0	0- 0	NEUTRAL	0- 0	0- 0	0- 0			
7- 6	0- 0	0- 1	NON-CONFERENCE	0- 1	0- 0	7- 4			
2- 2	0- 0	0- 0	HOME	0- 0	0- 0	2- 2			
5- 4	0- 0	0- 1	AWAY	0- 1	0- 0	5- 2			
0- 0	0- 0	0- 0	NEUTRAL	0- 0	0- 0	0- 0			
9- 5	0- 0	0- 0	CONFERENCE	0- 0	0- 0	9- 5			
6- 2	0- 0	0- 0	HOME	0- 0	0- 0	6- 2			
3- 3	0- 0	0- 0	AWAY	0- 0	0- 0	3- 3			
0- 0	0- 0	0- 0	NEUTRAL	0- 0	0- 0	0- 0			

RPI S	Opponent	Score	RPI S	Opponent	Score	RPI S	Opponent	Score	RPI S	Opponent	Score	Team's RPI: 223
			31   North Carolina	63   85		81   Cincinnati	51   85		153   Mercer	70   85		
									170   William & Mary	75   88		
									192   N.C. A&T	58   63		
									193   UMES	72   80		
									193   UMES	73   80		
									197   George Mason	73 59		
									206   Bethune-Cookman	63   76		
									206   Bethune-Cookman	61 40		
									219   Campbell	69 64		
									261   Niagara	68 61		
									264   Norfolk St.	74 70		
									270   Siena	81   86		
									271   Richmond	60   67		
									294   La Salle	57 54		
									301   South Carolina St.	63   72		
									307   Morgan St.	74 62		
									307   Morgan St.	79 56		
									315   FIU	89 62		
									325   NJIT	77 57		
									328   Coppin St.	88 81		
									339   N.C. Central	80 70		
									342   Delaware St.	78 62		
									347   Florida A&M	81 59		
									347   Florida A&M	74 68		
									348   Fairleigh Dickinson	79 58		
LAST 12 Division I GAMES:												
			307   Morgan St.	74 62		264   Norfolk St.	74 70					
			328   Coppin St.	88 81		193   UMES	73   80					
			339   N.C. Central	80 70		342   Delaware St.	78 62					
			192   N.C. A&T	58   63		301   South Carolina St.	63   72					
			206   Bethune-Cookman	63   76		307   Morgan St.	79 56					
			347   Florida A&M	81 59		206   Bethune-Cookman	61 40					

Non-Div I Games:

Howard

 Loss, 
  Non-Conf, 
  S Site, 
  Home 
  Away 
 N Neutral

Average RPI Win:	241	WON-LOST	WINNING	LAST 10	STRENGTH OF	OPP. STRENGTH	TEAM	ADJ.	CONF.	ADJ CONF.
Average RPI Loss:	107	RECORD	PCT. RANK	GAMES	SCHEDULE	OF SCHEDULE	RPI	RPI	RPI	RPI
DIV. I ONLY	17- 9	88	1- 0	238	191	130	130	21	21	
DIV. I NON-CONF.	5- 5	162	0- 0	70	113	90	90	18	18	
TOTALS	RPI 1-25	RPI 26-50	W-L RECORDS	RPI 51-100	RPI 101-150	RPI 150+				
17- 9	0- 1	0- 1	OVERALL	1- 3	3- 1	13- 3				
7- 3	0- 0	0- 1	HOME	0- 2	2- 0	5- 0				
9- 6	0- 1	0- 0	AWAY	1- 1	0- 1	8- 3				
1- 0	0- 0	0- 0	NEUTRAL	0- 0	1- 0	0- 0				
5- 5	0- 1	0- 1	NON-CONFERENCE	0- 1	2- 0	3- 2				
1- 2	0- 0	0- 1	HOME	0- 1	1- 0	0- 0				
3- 3	0- 1	0- 0	AWAY	0- 0	0- 0	3- 2				
1- 0	0- 0	0- 0	NEUTRAL	0- 0	1- 0	0- 0				
12- 4	0- 0	0- 0	CONFERENCE	1- 2	1- 1	10- 1				
6- 1	0- 0	0- 0	HOME	0- 1	1- 0	5- 0				
6- 3	0- 0	0- 0	AWAY	1- 1	0- 1	5- 1				
0- 0	0- 0	0- 0	NEUTRAL	0- 0	0- 0	0- 0				

RPI 1-25				RPI 26-50				RPI 51-100				RPI 101+ Team's RPI: 130			
RPI	S	Opponent	Score	RPI	S	Opponent	Score	RPI	S	Opponent	Score	RPI	S	Opponent	Score
7	A	Iowa	58 72	32	H	Ohio	66 73	64	A	Wright St.	59 66	101	N	VCU	63 61
								64	H	Wright St.	75 78	122	A	Youngstown St.	52 70
								74	A	Green Bay	67 63	122	H	Youngstown St.	64 44
								91	H	UNI	40 53	133	H	UT Martin	73 72
												151	A	Southern Ill.	73 78
												180	A	Wisconsin	64 65
												188	A	Indiana St.	64 59
												195	A	Milwaukee	67 66
												205	A	Ole Miss	66 58
												251	A	Northern Ky.	57 60
												251	H	Northern Ky.	70 48
												285	A	Cleveland St.	75 50
												285	H	Cleveland St.	64 36
												305	A	UTSA	58 50
												308	A	Oakland	76 70
												308	H	Oakland	82 53
												333	A	Detroit Mercy	58 41
												333	H	Detroit Mercy	82 47
												337	A	UIC	73 44
												337	H	UIC	71 43
LAST 12 Division I GAMES:															
337	A	UIC	73 44	251	A	Northern Ky.	57 60								
333	A	Detroit Mercy	58 41	74	A	Green Bay	67 63								
308	A	Oakland	76 70	195	A	Milwaukee	67 66								
285	H	Cleveland St.	64 36	337	H	UIC	71 43								
122	H	Youngstown St.	64 44	308	H	Oakland	82 53								
64	A	Wright St.	59 66	333	H	Detroit Mercy	82 47								

Non-Div I Games: Purdue Northwest 101 40

IUPUI

■ Loss, 
 ■ Non-Conf, S Site, 
 ■ Home 
 ■ Away 
 N Neutral

Average RPI Win: <b>199</b>	WON-LOST	WINNING	LAST 10	STRENGTH OF	OPP. STRENGTH	TEAM	ADJ.	CONF.	ADJ CONF.
Average RPI Loss: <b>113</b>	RECORD	PCT. RANK	GAMES	SCHEDULE	OF SCHEDULE	RPI	RPI	RPI	RPI
DIV. I ONLY	16- 9	94	1- 0	151	117	88	88	16	16
DIV. I NON-CONF.	3- 6	241	0- 0	49	41	140	140	12	12
TOTALS	RPI 1-25	RPI 26-50	W-L RECORDS	RPI 51-100	RPI 101-150	RPI 150+			
16- 9	0- 2	0- 1	OVERALL	1- 1	5- 2	10- 3			
9- 1	0- 0	0- 0	HOME	0- 0	3- 1	6- 0			
7- 7	0- 2	0- 1	AWAY	1- 0	2- 1	4- 3			
0- 1	0- 0	0- 0	NEUTRAL	0- 1	0- 0	0- 0			
3- 6	0- 2	0- 1	NON-CONFERENCE	0- 1	2- 0	1- 2			
2- 0	0- 0	0- 0	HOME	0- 0	1- 0	1- 0			
1- 5	0- 2	0- 1	AWAY	0- 0	1- 0	0- 2			
0- 1	0- 0	0- 0	NEUTRAL	0- 1	0- 0	0- 0			
13- 3	0- 0	0- 0	CONFERENCE	1- 0	3- 2	9- 1			
7- 1	0- 0	0- 0	HOME	0- 0	2- 1	5- 0			
6- 2	0- 0	0- 0	AWAY	1- 0	1- 1	4- 1			
0- 0	0- 0	0- 0	NEUTRAL	0- 0	0- 0	0- 0			

RPI 1-25				RPI 26-50				RPI 51-100				Team's RPI: 88	RPI 101+			
RPI	S	Opponent	Score	RPI	S	Opponent	Score	RPI	S	Opponent	Score		RPI	S	Opponent	Score
4	A	Stanford	71 <b>115</b>	46	A	Wyoming	61 <b>64</b>	57	N	Boise St.	85 <b>91</b>		108	A	Northern Colo.	72 <b>77</b>
14	A	Gonzaga	51 <b>88</b>					92	A	Idaho St.	86 72		108	H	Northern Colo.	72 <b>86</b>
													124	H	Portland St.	80 78
													135	A	Montana St.	82 66
													135	H	Montana St.	90 65
													137	A	Texas Tech	88 77
													150	H	CSUN	88 73
													171	A	Montana	79 <b>82</b>
													171	H	Montana	76 68
													187	A	Eastern Wash.	75 74
													187	H	Eastern Wash.	84 68
													232	A	Hawaii	61 <b>69</b>
													233	H	Sacramento St.	104 66
													246	H	San Francisco	70 63
													248	A	Northern Ariz.	86 69
													248	H	Northern Ariz.	90 72
													275	A	Long Beach St.	63 <b>70</b>
													286	A	Southern Utah	82 70
													286	H	Southern Utah	77 49
													319	A	Weber St.	79 74
LAST 12 Division I GAMES:																
286	H	Southern Utah	77 49	286	A	Southern Utah	82 70									
248	H	Northern Ariz.	90 72	248	A	Northern Ariz.	86 69									
187	A	Eastern Wash.	75 74	124	H	Portland St.	80 78									
108	A	Northern Colo.	72 <b>77</b>	233	H	Sacramento St.	104 66									
135	H	Montana St.	90 65	171	A	Montana	79 <b>82</b>									
171	H	Montana	76 68	135	A	Montana St.	82 66									

Non-Div I Games:

Idaho

■ Loss, 
■ Non-Conf, 
■ S Site, 
■ Home 
■ A Away 
N Neutral

Average RPI Win:	219	WON-LOST	WINNING	LAST 10	STRENGTH OF	OPP. STRENGTH	TEAM	ADJ.	CONF.	ADJ CONF.
Average RPI Loss:	101	RECORD	PCT. RANK	GAMES	SCHEDULE	OF SCHEDULE	RPI	RPI	RPI	RPI
DIV. I ONLY	17- 8	74	1- 0	148	189	92	92	16	16	
DIV. I NON-CONF.	4- 4	162	0- 0	28	216	68	68	12	12	
TOTALS	RPI 1-25	RPI 26-50	W-L RECORDS	RPI 51-100	RPI 101-150	RPI 150+				
17- 8	0- 1	0- 1	OVERALL	0- 3	5- 1	12- 2				
9- 2	0- 0	0- 0	HOME	0- 1	3- 0	6- 1				
7- 5	0- 1	0- 0	AWAY	0- 2	2- 1	5- 1				
1- 1	0- 0	0- 1	NEUTRAL	0- 0	0- 0	1- 0				
4- 4	0- 1	0- 1	NON-CONFERENCE	0- 2	1- 0	3- 0				
2- 0	0- 0	0- 0	HOME	0- 0	1- 0	1- 0				
1- 3	0- 1	0- 0	AWAY	0- 2	0- 0	1- 0				
1- 1	0- 0	0- 1	NEUTRAL	0- 0	0- 0	1- 0				
13- 4	0- 0	0- 0	CONFERENCE	0- 1	4- 1	9- 2				
7- 2	0- 0	0- 0	HOME	0- 1	2- 0	5- 1				
6- 2	0- 0	0- 0	AWAY	0- 0	2- 1	4- 1				
0- 0	0- 0	0- 0	NEUTRAL	0- 0	0- 0	0- 0				

RPI 1-25				RPI 26-50				RPI 51-100 Team's RPI: 92				RPI 101+			
RPI	S	Opponent	Score	RPI	S	Opponent	Score	RPI	S	Opponent	Score	RPI	S	Opponent	Score
14	A	Gonzaga	51 70	40	N	Georgia Tech	51 74	65	A	Utah	60 74	102	H	Pepperdine	65 63
								72	A	Arizona	46 71	108	A	Northern Colo.	56 60
								88	H	Idaho	72 86	124	A	Portland St.	58 57
												124	H	Portland St.	72 54
												135	A	Montana St.	62 49
												135	H	Montana St.	61 43
												171	A	Montana	59 60
												171	H	Montana	50 34
												187	H	Eastern Wash.	63 48
												233	A	Sacramento St.	56 42
												233	H	Sacramento St.	73 43
												248	A	Northern Ariz.	80 69
												248	H	Northern Ariz.	77 81
												250	A	California Baptist	72 57
												274	H	Utah Valley	80 68
												286	A	Southern Utah	69 57
												286	H	Southern Utah	80 47
												293	N	Kennesaw St.	60 49
												319	A	Weber St.	70 57
												319	H	Weber St.	84 57
LAST 12 Division I GAMES:															
319	H	Weber St.	84 57	124	A	Portland St.	58 57								
124	H	Portland St.	72 54	233	A	Sacramento St.	56 42								
171	A	Montana	59 60	135	H	Montana St.	61 43								
135	A	Montana St.	62 49	171	H	Montana	50 34								
286	H	Southern Utah	80 47	108	A	Northern Colo.	56 60								
248	H	Northern Ariz.	77 81	233	H	Sacramento St.	73 43								

Non-Div I Games: Benedictine Mesa 88 51

Idaho St.

■ Loss, 
 ■ Non-Conf, 
 ■ S Site, 
 ■ H Home 
 ■ A Away 
 N Neutral

Average RPI Win:	234	WON-LOST	WINNING	LAST 10	STRENGTH OF	OPP. STRENGTH	TEAM	ADJ.	CONF.	ADJ CONF.
Average RPI Loss:	78	RECORD	PCT. RANK	GAMES	SCHEDULE	OF SCHEDULE	RPI	RPI	RPI	RPI
DIV. I ONLY	10- 18	257	0- 1	109	76	211	211	5	5	
DIV. I NON-CONF.	8- 3	72	0- 0	290	262	175	175	6	6	
TOTALS	RPI 1-25	RPI 26-50	W-L RECORDS	RPI 51-100	RPI 101-150	RPI 150+				
10- 18	0- 3	0- 5	OVERALL	0- 4	1- 4	9- 2				
8- 9	0- 2	0- 3	HOME	0- 2	0- 2	8- 0				
2- 8	0- 1	0- 2	AWAY	0- 2	1- 2	1- 1				
0- 1	0- 0	0- 0	NEUTRAL	0- 0	0- 0	0- 1				
8- 3	0- 0	0- 2	NON-CONFERENCE	0- 0	0- 0	8- 1				
7- 1	0- 0	0- 1	HOME	0- 0	0- 0	7- 0				
1- 1	0- 0	0- 1	AWAY	0- 0	0- 0	1- 0				
0- 1	0- 0	0- 0	NEUTRAL	0- 0	0- 0	0- 1				
2- 15	0- 3	0- 3	CONFERENCE	0- 4	1- 4	1- 1				
1- 8	0- 2	0- 2	HOME	0- 2	0- 2	1- 0				
1- 7	0- 1	0- 1	AWAY	0- 2	1- 2	0- 1				
0- 0	0- 0	0- 0	NEUTRAL	0- 0	0- 0	0- 0				

RPI	S	Opponent	Score	RPI	S	Opponent	Score	RPI	S	Opponent	Score	RPI	S	Opponent	Score	Team's RPI: 211
7	A	Iowa	66 88	27	H	Rutgers	60 71	51	H	Indiana	83 85	106	A	Minnesota	66 62	
7	H	Iowa	75 94	30	H	Missouri	45 67	73	A	Purdue	50 72	119	A	Northwestern	45 68	
13	H	Maryland	66 80	39	A	Michigan St.	60 77	75	A	Ohio St.	70 78	119	H	Northwestern	56 64	
				41	A	Clemson	67 69	86	H	Nebraska	67 77	126	A	Penn St.	48 62	
				45	H	Michigan	56 70					126	H	Penn St.	65 76	
												180	A	Wisconsin	67 75	
												180	H	Wisconsin	78 68	
												188	H	Indiana St.	75 57	
												204	H	Eastern Mich.	72 66	
												233	N	Sacramento St.	107 109	
												236	H	Columbia	76 69	
												241	H	SIUE	74 57	
												267	H	Murray St.	84 52	
												289	H	Alabama A&M	88 60	
												313	A	Cal Poly	74 51	
												314	H	Valparaiso	73 54	
LAST 12 Division I GAMES:																
126	H	Penn St.	65 76	13	H	Maryland	66 80									
180	A	Wisconsin	67 75	75	A	Ohio St.	70 78									
45	H	Michigan	56 70	119	H	Northwestern	56 64									
7	A	Iowa	66 88	39	A	Michigan St.	60 77									
180	H	Wisconsin	78 68	7	H	Iowa	75 94									
73	A	Purdue	50 72	86	H	Nebraska	67 77									

Non-Div I Games:

Illinois

■ Loss, 
 ■ Non-Conf, 
 ■ S Site, 
 ■ H Home 
 ■ A Away 
 N Neutral

Average RPI Win:	224	WON-LOST	WINNING	LAST 10	STRENGTH OF	OPP. STRENGTH	TEAM	ADJ.	CONF.	ADJ CONF.
Average RPI Loss:	162	RECORD	PCT. RANK	GAMES	SCHEDULE	OF SCHEDULE	RPI	RPI	RPI	RPI
DIV. I ONLY	14- 10	126	0- 1	216	232	160	160	13	13	
DIV. I NON-CONF.	6- 4	125	0- 0	296	317	174	174	15	15	
TOTALS	RPI 1-25	RPI 26-50	W-L RECORDS	RPI 51-100	RPI 101-150	RPI 150+				
14- 10	0- 1	0- 0	OVERALL	2- 2	0- 0	12- 7				
8- 3	0- 1	0- 0	HOME	1- 1	0- 0	7- 1				
6- 7	0- 0	0- 0	AWAY	1- 1	0- 0	5- 6				
0- 0	0- 0	0- 0	NEUTRAL	0- 0	0- 0	0- 0				
6- 4	0- 0	0- 0	NON-CONFERENCE	0- 1	0- 0	6- 3				
4- 0	0- 0	0- 0	HOME	0- 0	0- 0	4- 0				
2- 4	0- 0	0- 0	AWAY	0- 1	0- 0	2- 3				
0- 0	0- 0	0- 0	NEUTRAL	0- 0	0- 0	0- 0				
8- 6	0- 1	0- 0	CONFERENCE	2- 1	0- 0	6- 4				
4- 3	0- 1	0- 0	HOME	1- 1	0- 0	3- 1				
4- 3	0- 0	0- 0	AWAY	1- 0	0- 0	3- 3				
0- 0	0- 0	0- 0	NEUTRAL	0- 0	0- 0	0- 0				

RPI	S	Opponent	Score	RPI	S	Opponent	Score	RPI	S	Opponent	Score	RPI	S	Opponent	Score	Team's RPI: 160
24	H	Drake	64 82					55	A	Butler	56 58	151	A	Southern Ill.	68 66	
								69	A	Missouri St.	60 56	151	H	Southern Ill.	60 52	
								69	H	Missouri St.	47 59	156	A	Bradley	65 75	
								91	H	UNI	66 64	156	H	Bradley	68 79	
												188	A	Indiana St.	44 59	
												188	H	Indiana St.	78 70	
												190	H	Saint Louis	72 67	
												204	A	Eastern Mich.	41 50	
												240	A	UMKC	62 55	
												241	A	SIUE	61 68	
												244	A	Loyola Chicago	59 62	
												251	A	Northern Ky.	58 53	
												252	H	North Dakota	67 55	
												260	H	Austin Peay	61 49	
												285	A	Cleveland St.	63 67	
												308	H	Oakland	62 56	
												314	A	Valparaiso	70 67	
												332	A	Evansville	72 61	
												332	H	Evansville	82 59	
LAST 12 Division I GAMES:																
156	A	Bradley	65 75	244	A	Loyola Chicago	59 62									
151	A	Southern Ill.	68 66	156	H	Bradley	68 79									
69	A	Missouri St.	60 56	69	H	Missouri St.	47 59									
188	H	Indiana St.	78 70	151	H	Southern Ill.	60 52									
332	H	Evansville	82 59	332	A	Evansville	72 61									
314	A	Valparaiso	70 67	188	A	Indiana St.	44 59									

Non-Div I Games: Maryville (MO) 61 52

Illinois St.



Average RPI Win:	306	WON-LOST	WINNING	LAST 10	STRENGTH OF	OPP. STRENGTH	TEAM	ADJ.	CONF.	ADJ CONF.
Average RPI Loss:	159	RECORD	PCT. RANK	GAMES	SCHEDULE	OF SCHEDULE	RPI	RPI	RPI	RPI
DIV. I ONLY	3- 22	338	0- 1	123	278	302	302	25	25	
DIV. I NON-CONF.	0- 11	336	0- 0	74	204	304	304	23	23	
TOTALS	RPI 1-25	RPI 26-50	W-L RECORDS	RPI 51-100	RPI 101-150	RPI 150+				
3- 22	0- 1	0- 2	OVERALL	0- 7	0- 1	3- 11				
2- 8	0- 0	0- 1	HOME	0- 4	0- 0	2- 3				
1- 14	0- 1	0- 1	AWAY	0- 3	0- 1	1- 8				
0- 0	0- 0	0- 0	NEUTRAL	0- 0	0- 0	0- 0				
0- 11	0- 1	0- 2	NON-CONFERENCE	0- 3	0- 1	0- 4				
0- 4	0- 0	0- 1	HOME	0- 2	0- 0	0- 1				
0- 7	0- 1	0- 1	AWAY	0- 1	0- 1	0- 3				
0- 0	0- 0	0- 0	NEUTRAL	0- 0	0- 0	0- 0				
3- 11	0- 0	0- 0	CONFERENCE	0- 4	0- 0	3- 7				
2- 4	0- 0	0- 0	HOME	0- 2	0- 0	2- 2				
1- 7	0- 0	0- 0	AWAY	0- 2	0- 0	1- 5				
0- 0	0- 0	0- 0	NEUTRAL	0- 0	0- 0	0- 0				

RPI	S	Opponent	Score	RPI	S	Opponent	Score	RPI	S	Opponent	Score	RPI	S	Opponent	Score	Team's RPI: 302
19	A	Arizona St.	43 81	34	A	South Dakota	43 96	59	A	Lamar University	53 79	106	A	Minnesota	39 75	
				35	H	Rice	63 74	59	H	Lamar University	51 77	164	H	Abilene Christian	50 71	
								72	A	Arizona	42 84	173	A	Nicholls St.	62 86	
								78	A	SFA	48 65	184	H	Sam Houston St.	56 76	
								78	H	SFA	56 66	226	A	San Diego St.	38 81	
								90	H	Houston	60 79	227	A	Massachusetts	59 71	
								94	H	UT Arlington	49 97	245	A	A&M-Corpus Christi	49 57	
												280	A	Central Ark.	43 74	
												290	A	New Orleans	55 58	
												290	H	New Orleans	81 69	
												306	H	Southeastern La.	76 69	
												319	H	Weber St.	64 72	
												323	A	McNeese	68 66	
												335	A	Grand Canyon	63 74	
												341	A	Houston Baptist	59 60	
LAST 12 Division I GAMES:																
78	A	SFA	48 65	341	A	Houston Baptist	59 60									
59	A	Lamar University	53 79	290	H	New Orleans	81 69									
164	H	Abilene Christian	50 71	59	H	Lamar University	51 77									
306	H	Southeastern La.	76 69	78	H	SFA	56 66									
245	A	A&M-Corpus Christi	49 57	280	A	Central Ark.	43 74									
290	A	New Orleans	55 58	184	H	Sam Houston St.	56 76									

Non-Div I Games:

Incarnate Word

Loss, Non-Conf, S Site, H Home A Away N Neutral

## Indiana

Through Games Of Feb. 25, 2019

Average RPI Win:	123	WON-LOST	WINNING	LAST 10	STRENGTH OF	OPP. STRENGTH	TEAM	ADJ.	CONF.	ADJ CONF.
Average RPI Loss:	73	RECORD	PCT. RANK	GAMES	SCHEDULE	OF SCHEDULE	RPI	RPI	RPI	RPI
DIV. I ONLY	18- 10	91	1- 0	45	48	51	51	5	5	
DIV. I NON-CONF.	11- 1	13	0- 0	116	58	21	21	6	6	
TOTALS	RPI 1-25	RPI 26-50	W-L RECORDS	RPI 51-100	RPI 101-150	RPI 150+				
18- 10	1- 1	4- 4	OVERALL	4- 2	3- 2	6- 1				
10- 4	1- 1	2- 1	HOME	3- 0	1- 2	3- 0				
6- 5	0- 0	1- 3	AWAY	1- 2	1- 0	3- 0				
2- 1	0- 0	1- 0	NEUTRAL	0- 0	1- 0	0- 1				
11- 1	0- 0	2- 0	NON-CONFERENCE	3- 0	2- 0	4- 1				
6- 0	0- 0	0- 0	HOME	3- 0	0- 0	3- 0				
3- 0	0- 0	1- 0	AWAY	0- 0	1- 0	1- 0				
2- 1	0- 0	1- 0	NEUTRAL	0- 0	1- 0	0- 1				
7- 9	1- 1	2- 4	CONFERENCE	1- 2	1- 2	2- 0				
4- 4	1- 1	2- 1	HOME	0- 0	1- 2	0- 0				
3- 5	0- 0	0- 3	AWAY	1- 2	0- 0	2- 0				
0- 0	0- 0	0- 0	NEUTRAL	0- 0	0- 0	0- 0				

RPI S	Opponent	Score	RPI S	Opponent	Score	RPI S	Opponent	Score	RPI S	Opponent	Score
7	H Iowa	75 73	27	A Rutgers	64 69	55	H Butler	66 46	106	H Minnesota	61 65
13	H Maryland	56 76	27	H Rutgers	61 69	69	H Missouri St.	98 74	109	N Loyola Marymount	67 43
			33	A UCLA	67 65	73	A Purdue	53 56	119	H Northwestern	69 75
			34	N South Dakota	68 60	75	A Ohio St.	50 55	126	H Penn St.	83 75
			39	A Michigan St.	61 77	86	A Nebraska	82 78	128	A Wake Forest	87 73
			39	H Michigan St.	68 64	98	H Northern Ill.	91 73	180	A Wisconsin	75 68
			45	A Michigan	58 67				195	H Milwaukee	68 66
			45	H Michigan	70 60				202	N Grambling	62 65
									211	A Illinois	85 83
									220	H Florida	83 64
									268	H North Florida	75 52
									308	A Oakland	59 32
LAST 12 Division I GAMES:											
7	H Iowa	75 73	27	A Rutgers	64 69						
27	H Rutgers	61 69	13	H Maryland	56 76						
45	A Michigan	58 67	45	H Michigan	70 60						
39	A Michigan St.	61 77	73	A Purdue	53 56						
106	H Minnesota	61 65	119	H Northwestern	69 75						
86	A Nebraska	82 78	180	A Wisconsin	75 68						

Non-Div I Games:

Indiana

■ Loss, 
 ■ Non-Conf, S Site, 
 ■ Home 
 ■ Away 
 N Neutral

Average RPI Win:	257	WON-LOST	WINNING	LAST 10	STRENGTH OF	OPP. STRENGTH	TEAM	ADJ.	CONF.	ADJ CONF.
Average RPI Loss:	142	RECORD	PCT. RANK	GAMES	SCHEDULE	OF SCHEDULE	RPI	RPI	RPI	RPI
DIV. I ONLY	10- 15	230	0- 1	159	257	188	188	13	13	
DIV. I NON-CONF.	5- 5	162	0- 0	265	335	191	191	15	15	
TOTALS	RPI 1-25	RPI 26-50	W-L RECORDS	RPI 51-100	RPI 101-150	RPI 150+				
10- 15	0- 2	0- 0	OVERALL	0- 4	0- 1	10- 8				
3- 5	0- 1	0- 0	HOME	0- 1	0- 1	3- 2				
7- 9	0- 1	0- 0	AWAY	0- 3	0- 0	7- 5				
0- 1	0- 0	0- 0	NEUTRAL	0- 0	0- 0	0- 1				
5- 5	0- 0	0- 0	NON-CONFERENCE	0- 1	0- 1	5- 3				
1- 1	0- 0	0- 0	HOME	0- 0	0- 1	1- 0				
4- 3	0- 0	0- 0	AWAY	0- 1	0- 0	4- 2				
0- 1	0- 0	0- 0	NEUTRAL	0- 0	0- 0	0- 1				
5- 10	0- 2	0- 0	CONFERENCE	0- 3	0- 0	5- 5				
2- 4	0- 1	0- 0	HOME	0- 1	0- 0	2- 2				
3- 6	0- 1	0- 0	AWAY	0- 2	0- 0	3- 3				
0- 0	0- 0	0- 0	NEUTRAL	0- 0	0- 0	0- 0				

RPI 1-25				RPI 26-50				RPI 51-100				RPI 101+ Team's RPI: 188			
RPI	S	Opponent	Score	RPI	S	Opponent	Score	RPI	S	Opponent	Score	RPI	S	Opponent	Score
24	A	Drake	77 96					55	A	Butler	49 72	130	H	IUPUI	59 64
24	H	Drake	68 70					69	A	Missouri St.	58 71	151	A	Southern Ill.	61 58
								91	A	UNI	63 71	156	A	Bradley	80 81
								91	H	UNI	51 71	156	H	Bradley	45 61
												160	A	Illinois St.	70 78
												160	H	Illinois St.	59 44
												177	N	UC Irvine	61 77
												190	A	Saint Louis	60 56
												202	A	Marshall	62 53
												211	A	Illinois	57 75
												233	A	Southeast Mo. St.	62 51
												244	A	Loyola Chicago	54 56
												244	H	Loyola Chicago	36 44
												295	A	Eastern Ill.	39 63
												314	A	Valparaiso	86 82
												314	H	Valparaiso	67 59
												332	A	Evansville	76 69
												335	A	Grand Canyon	88 81
												337	H	UIC	60 53
LAST 12 Division I GAMES:															
24	A	Drake	77 96	332	A	Evansville	76 69								
91	A	UNI	63 71	91	H	UNI	51 71								
314	H	Valparaiso	67 59	24	H	Drake	68 70								
244	H	Loyola Chicago	36 44	244	A	Loyola Chicago	54 56								
160	A	Illinois St.	70 78	314	A	Valparaiso	86 82								
156	A	Bradley	80 81	156	H	Bradley	45 61								

Non-Div I Games: Davenport 79 43

Indiana St.

■ Loss, 
 ■ Non-Conf, 
 ■ S Site, 
 ■ Home 
 ■ A Away 
 N Neutral

Average RPI Win: <b>255</b>	WON-LOST	WINNING	LAST 10	STRENGTH OF	OPP. STRENGTH	TEAM	ADJ.	CONF.	ADJ CONF.
Average RPI Loss: <b>187</b>	RECORD	PCT. RANK	GAMES	SCHEDULE	OF SCHEDULE	RPI	RPI	RPI	RPI
DIV. I ONLY	3- 25	347	0- 1	200	247	331	331	26	26
DIV. I NON-CONF.	1- 10	330	0- 0	63	78	280	280	27	27
TOTALS	RPI 1-25	RPI 26-50	W-L RECORDS	RPI 51-100	RPI 101-150	RPI 150+			
3- 25	0- 1	0- 0	OVERALL	0- 4	0- 4	3- 16			
2- 13	0- 1	0- 0	HOME	0- 2	0- 2	2- 8			
1- 12	0- 0	0- 0	AWAY	0- 2	0- 2	1- 8			
0- 0	0- 0	0- 0	NEUTRAL	0- 0	0- 0	0- 0			
1- 10	0- 1	0- 0	NON-CONFERENCE	0- 3	0- 3	1- 3			
1- 5	0- 1	0- 0	HOME	0- 1	0- 2	1- 1			
0- 5	0- 0	0- 0	AWAY	0- 2	0- 1	0- 2			
0- 0	0- 0	0- 0	NEUTRAL	0- 0	0- 0	0- 0			
2- 15	0- 0	0- 0	CONFERENCE	0- 1	0- 1	2- 13			
1- 8	0- 0	0- 0	HOME	0- 1	0- 0	1- 7			
1- 7	0- 0	0- 0	AWAY	0- 0	0- 1	1- 6			
0- 0	0- 0	0- 0	NEUTRAL	0- 0	0- 0	0- 0			

RPI 1-25				RPI 26-50				RPI 51-100				RPI 101+ Team's RPI: 331			
RPI	S	Opponent	Score	RPI	S	Opponent	Score	RPI	S	Opponent	Score	RPI	S	Opponent	Score
23	H	Central Mich.	39 <b>82</b>					52	H	Quinnipiac	39 <b>76</b>	104	H	St. John's (NY)	35 <b>61</b>
								54	A	Bucknell	43 <b>81</b>	116	H	Fordham	40 <b>57</b>
								63	H	Penn	43 <b>66</b>	136	A	Marist	36 <b>76</b>
								80	A	Toledo	38 <b>84</b>	141	A	Kansas	44 <b>75</b>
												152	H	Stony Brook	51 <b>53</b>
												161	A	Temple	39 <b>59</b>
												179	A	Rider	64 <b>75</b>
												179	H	Rider	58 <b>66</b>
												191	H	George Washington	52 <b>43</b>
												221	A	Hofstra	49 <b>74</b>
												235	A	Monmouth	52 <b>51</b>
												235	H	Monmouth	38 <b>55</b>
												261	A	Niagara	53 <b>72</b>
												261	H	Niagara	46 <b>58</b>
												270	A	Siena	47 <b>59</b>
												270	H	Siena	45 <b>66</b>
												282	A	Canisius	47 <b>67</b>
												282	H	Canisius	40 <b>48</b>
												284	A	Manhattan	33 <b>55</b>
												284	H	Manhattan	52 <b>54</b>
												292	A	Fairfield	56 <b>67</b>
												292	H	Fairfield	42 <b>55</b>
												340	H	Saint Peter's	61 <b>57</b>
LAST 12 Division I GAMES:															
292	A	Fairfield	56 <b>67</b>	261	A	Niagara	53 <b>72</b>								
284	H	Manhattan	52 <b>54</b>	282	A	Canisius	47 <b>67</b>								
340	H	Saint Peter's	61 <b>57</b>	52	H	Quinnipiac	39 <b>76</b>								
235	A	Monmouth	52 <b>51</b>	292	H	Fairfield	42 <b>55</b>								
179	A	Rider	64 <b>75</b>	136	A	Marist	36 <b>76</b>								
270	H	Siena	45 <b>66</b>	284	A	Manhattan	33 <b>55</b>								

Non-Div I Games:

Iona

■ Loss, 
 ■ Non-Conf, 
 ■ S Site, 
 ■ H Home 
 ■ A Away 
 N Neutral

Average RPI Win:	110	WON-LOST	WINNING	LAST 10	STRENGTH OF	OPP. STRENGTH	TEAM	ADJ.	CONF.	ADJ CONF.
Average RPI Loss:	38	RECORD	PCT. RANK	GAMES	SCHEDULE	OF SCHEDULE	RPI	RPI	RPI	RPI
DIV. I ONLY	22- 6	32	0- 1	13	42	7	7	5	5	
DIV. I NON-CONF.	9- 2	43	0- 1	11	53	9	9	6	6	
TOTALS	RPI 1-25	RPI 26-50	W-L RECORDS	RPI 51-100	RPI 101-150	RPI 150+				
22- 6	3- 2	3- 2	OVERALL	6- 2	4- 0	6- 0				
14- 0	2- 0	3- 0	HOME	3- 0	1- 0	5- 0				
7- 5	1- 1	0- 2	AWAY	2- 2	3- 0	1- 0				
1- 1	0- 1	0- 0	NEUTRAL	1- 0	0- 0	0- 0				
9- 2	2- 2	0- 0	NON-CONFERENCE	2- 0	2- 0	3- 0				
6- 0	1- 0	0- 0	HOME	1- 0	1- 0	3- 0				
2- 1	1- 1	0- 0	AWAY	0- 0	1- 0	0- 0				
1- 1	0- 1	0- 0	NEUTRAL	1- 0	0- 0	0- 0				
13- 4	1- 0	3- 2	CONFERENCE	4- 2	2- 0	3- 0				
8- 0	1- 0	3- 0	HOME	2- 0	0- 0	2- 0				
5- 4	0- 0	0- 2	AWAY	2- 2	2- 0	1- 0				
0- 0	0- 0	0- 0	NEUTRAL	0- 0	0- 0	0- 0				

RPI	S	Opponent	Score	RPI	S	Opponent	Score	RPI	S	Opponent	Score	RPI	S	Opponent	Score
1	A	Notre Dame	71 105	27	H	Rutgers	72 66	51	A	Indiana	73 75	106	A	Minnesota	81 63
11	H	Iowa St.	73 70	39	A	Michigan St.	70 84	71	N	West Virginia	84 81	120	A	Western Ky.	104 67
13	H	Maryland	86 73	39	H	Michigan St.	86 71	73	A	Purdue	57 62	126	A	Penn St.	81 61
20	N	Florida St.	67 71	45	A	Michigan	81 90	73	H	Purdue	72 58	130	H	IUPUI	72 58
24	A	Drake	91 82	45	H	Michigan	75 61	75	A	Ohio St.	78 52	167	H	Oral Roberts	90 77
								86	A	Nebraska	74 58	180	H	Wisconsin	71 53
								86	H	Nebraska	77 71	198	H	Robert Morris	92 63
								91	H	UNI	83 57	211	A	Illinois	94 75
												211	H	Illinois	88 66
												339	H	N.C. Central	106 39
LAST 12 Division I GAMES:															
20	N	Florida St.	67 71	39	H	Michigan St.	86 71								
86	A	Nebraska	74 58	126	A	Penn St.	81 61								
51	A	Indiana	73 75	45	A	Michigan	81 90								
13	H	Maryland	86 73	73	H	Purdue	72 58								
211	H	Illinois	88 66	27	H	Rutgers	72 66								
75	A	Ohio St.	78 52	211	A	Illinois	94 75								

Non-Div I Games:

Iowa

■ Loss, 
■ Non-Conf, S Site, 
■ Home 
■ Away 
N Neutral

Average RPI Win: 112		WON-LOST	WINNING	LAST 10	STRENGTH OF	OPP. STRENGTH	TEAM	ADJ.	CONF.	ADJ CONF.
Average RPI Loss: 27		RECORD	PCT. RANK	GAMES	SCHEDULE	OF SCHEDULE	RPI	RPI	RPI	RPI
DIV. I ONLY		20- 7	49	3- 0	3	33	11	11	3	3
DIV. I NON-CONF.		10- 2	37	3- 0	13	105	10	10	3	3
TOTALS		RPI 1-25	RPI 26-50		W-L RECORDS		RPI 51-100	RPI 101-150		RPI 150+
20- 7		2- 3	4- 3		OVERALL		4- 1	6- 0		4- 0
15- 2		2- 1	3- 1		HOME		4- 0	3- 0		3- 0
4- 5		0- 2	1- 2		AWAY		0- 1	3- 0		0- 0
1- 0		0- 0	0- 0		NEUTRAL		0- 0	0- 0		1- 0
10- 2		2- 1	1- 1		NON-CONFERENCE		3- 0	0- 0		4- 0
9- 0		2- 0	1- 0		HOME		3- 0	0- 0		3- 0
0- 2		0- 1	0- 1		AWAY		0- 0	0- 0		0- 0
1- 0		0- 0	0- 0		NEUTRAL		0- 0	0- 0		1- 0
10- 5		0- 2	3- 2		CONFERENCE		1- 1	6- 0		0- 0
6- 2		0- 1	2- 1		HOME		1- 0	3- 0		0- 0
4- 3		0- 1	1- 1		AWAY		0- 1	3- 0		0- 0
0- 0		0- 0	0- 0		NEUTRAL		0- 0	0- 0		0- 0

RPI	S	Opponent	Score	RPI	S	Opponent	Score	RPI	S	Opponent	Score	RPI	S	Opponent	Score
2	A	Baylor	69 84	26	H	Texas	62 64	54	H	Bucknell	86 61	127	A	Oklahoma St.	84 71
2	H	Baylor	60 73	34	A	South Dakota	59 64	71	A	West Virginia	64 73	127	H	Oklahoma St.	89 67
7	A	Iowa	70 73	37	A	Kansas St.	81 52	71	H	West Virginia	77 61	129	A	Oklahoma	91 70
18	H	Miami (FL)	75 52	37	H	Kansas St.	96 58	89	H	Arkansas	91 82	129	H	Oklahoma	104 78
24	H	Drake	86 81	47	H	Auburn	67 64	98	H	Northern Ill.	70 60	137	H	Texas Tech	105 66
				49	A	TCU	69 76					141	A	Kansas	82 73
				49	H	TCU	92 54					204	N	Eastern Mich.	85 59
												207	H	Prairie View	94 46
												252	H	North Dakota	87 35
												261	H	Niagara	95 35
LAST 12 Division I GAMES:															
				98	H	Northern Ill.	70 60	49	A	TCU	69 76				
				47	H	Auburn	67 64	71	H	West Virginia	77 61				
				18	H	Miami (FL)	75 52	37	A	Kansas St.	81 52				
				2	H	Baylor	60 73	137	H	Texas Tech	105 66				
				129	A	Oklahoma	91 70	127	A	Oklahoma St.	84 71				
				127	H	Oklahoma St.	89 67	2	A	Baylor	69 84				

Non-Div I Games:

Iowa St.

Average RPI Win:	281	WON-LOST	WINNING	LAST 10	STRENGTH OF	OPP. STRENGTH	TEAM	ADJ.	CONF.	ADJ CONF.
Average RPI Loss:	192	RECORD	PCT. RANK	GAMES	SCHEDULE	OF SCHEDULE	RPI	RPI	RPI	RPI
DIV. I ONLY	10- 13	214	1- 0	318	318	277	277	29	29	
DIV. I NON-CONF.	2- 7	288	0- 0	228	250	292	292	28	28	
TOTALS	RPI 1-25	RPI 26-50	W-L RECORDS	RPI 51-100	RPI 101-150	RPI 150+				
10- 13	0- 1	0- 0	OVERALL	0- 2	0- 1	10- 9				
6- 3	0- 0	0- 0	HOME	0- 0	0- 0	6- 3				
3- 9	0- 1	0- 0	AWAY	0- 2	0- 0	3- 6				
1- 1	0- 0	0- 0	NEUTRAL	0- 0	0- 1	1- 0				
2- 7	0- 1	0- 0	NON-CONFERENCE	0- 2	0- 1	2- 3				
1- 1	0- 0	0- 0	HOME	0- 0	0- 0	1- 1				
0- 5	0- 1	0- 0	AWAY	0- 2	0- 0	0- 2				
1- 1	0- 0	0- 0	NEUTRAL	0- 0	0- 1	1- 0				
8- 6	0- 0	0- 0	CONFERENCE	0- 0	0- 0	8- 6				
5- 2	0- 0	0- 0	HOME	0- 0	0- 0	5- 2				
3- 4	0- 0	0- 0	AWAY	0- 0	0- 0	3- 4				
0- 0	0- 0	0- 0	NEUTRAL	0- 0	0- 0	0- 0				

RPI 1-25				RPI 26-50				RPI 51-100				RPI 101+ Team's RPI: 277			
RPI	S	Opponent	Score	RPI	S	Opponent	Score	RPI	S	Opponent	Score	RPI	S	Opponent	Score
9	A	Mississippi St.	38 105					89	A	Arkansas	57 76	148	N	Akron	57 74
								94	A	UT Arlington	63 99	174	A	Southern U.	59 52
												174	H	Southern U.	74 76
												202	A	Grambling	77 74
												202	H	Grambling	89 60
												207	A	Prairie View	57 76
												207	H	Prairie View	80 89
												209	A	Memphis	67 68
												243	A	Texas Southern	67 76
												243	H	Texas Southern	73 64
												257	A	Alabama St.	67 74
												258	A	Louisiana	61 68
												280	H	Central Ark.	65 56
												289	A	Alabama A&M	55 58
												306	H	Southeastern La.	45 50
												329	H	Mississippi Val.	87 56
												337	N	UIC	72 57
												345	H	Ark.-Pine Bluff	60 41
												351	A	Alcorn	82 61
												351	H	Alcorn	88 66
LAST 12 Division I GAMES:															
202	H	Grambling	89 60	329	H	Mississippi Val.	87 56								
243	H	Texas Southern	73 64	202	A	Grambling	77 74								
207	H	Prairie View	80 89	243	A	Texas Southern	67 76								
174	A	Southern U.	59 52	207	A	Prairie View	57 76								
351	A	Alcorn	82 61	174	H	Southern U.	74 76								
345	H	Ark.-Pine Bluff	60 41	351	H	Alcorn	88 66								

Non-Div I Games: Spring Hill 105 57 Millsaps 88 38

Jackson St.

Loss, Non-Conf, S Site, H Home A Away N Neutral

## Jacksonville

Through Games Of Feb. 25, 2019

Average RPI Win: <b>285</b>	WON-LOST	WINNING	LAST 10	STRENGTH OF	OPP. STRENGTH	TEAM	ADJ.	CONF.	ADJ CONF.
Average RPI Loss: <b>171</b>	RECORD	PCT. RANK	GAMES	SCHEDULE	OF SCHEDULE	RPI	RPI	RPI	RPI
DIV. I ONLY	11- 13	202	1- 0	290	273	231	231	24	24
DIV. I NON-CONF.	4- 6	212	0- 0	144	292	178	178	26	26
TOTALS	RPI 1-25	RPI 26-50	W-L RECORDS	RPI 51-100	RPI 101-150	RPI 150+			
11- 13	0- 2	0- 0	OVERALL	0- 2	0- 1	11- 8			
5- 4	0- 0	0- 0	HOME	0- 0	0- 0	5- 4			
6- 7	0- 2	0- 0	AWAY	0- 1	0- 1	6- 3			
0- 2	0- 0	0- 0	NEUTRAL	0- 1	0- 0	0- 1			
4- 6	0- 2	0- 0	NON-CONFERENCE	0- 1	0- 1	4- 2			
1- 1	0- 0	0- 0	HOME	0- 0	0- 0	1- 1			
3- 3	0- 2	0- 0	AWAY	0- 0	0- 1	3- 0			
0- 2	0- 0	0- 0	NEUTRAL	0- 1	0- 0	0- 1			
7- 7	0- 0	0- 0	CONFERENCE	0- 1	0- 0	7- 6			
4- 3	0- 0	0- 0	HOME	0- 0	0- 0	4- 3			
3- 4	0- 0	0- 0	AWAY	0- 1	0- 0	3- 3			
0- 0	0- 0	0- 0	NEUTRAL	0- 0	0- 0	0- 0			

RPI 1-25				RPI 26-50				RPI 51-100				RPI 101+ Team's RPI: 231			
RPI	S	Opponent	Score	RPI	S	Opponent	Score	RPI	S	Opponent	Score	RPI	S	Opponent	Score
20	A	Florida St.	46 <b>79</b>					70	A	FGCU	58 <b>82</b>	126	A	Penn St.	61 <b>80</b>
22	A	Texas A&M	53 <b>73</b>					87	N	Old Dominion	76 <b>78</b>	153	H	Mercer	71 66
												182	H	North Ala.	59 <b>62</b>
												194	A	Stetson	46 <b>54</b>
												194	H	Stetson	56 <b>69</b>
												206	H	Bethune-Cookman	56 <b>58</b>
												216	A	Liberty	64 52
												216	H	Liberty	75 <b>85</b>
												268	A	North Florida	80 72
												268	H	North Florida	75 63
												289	N	Alabama A&M	60 <b>65</b>
												293	A	Kennesaw St.	55 <b>75</b>
												293	H	Kennesaw St.	68 53
												300	A	Charleston So.	68 58
												315	A	FIU	73 62
												318	A	Lipscomb	58 <b>61</b>
												318	H	Lipscomb	62 47
												325	A	NJIT	61 56
												325	H	NJIT	69 55
												349	A	Savannah St.	68 58
LAST 12 Division I GAMES:															
325	H	NJIT	69 55	194	H	Stetson	56 <b>69</b>								
268	H	North Florida	75 63	216	H	Liberty	75 <b>85</b>								
194	A	Stetson	46 <b>54</b>	268	A	North Florida	80 72								
318	A	Lipscomb	58 <b>61</b>	325	A	NJIT	61 56								
293	H	Kennesaw St.	68 53	182	H	North Ala.	59 <b>62</b>								
70	A	FGCU	58 <b>82</b>	216	A	Liberty	64 52								

Non-Div I Games: Webber Int'l 73 39 Edward Waters 100 48 Warner 105 55

Jacksonville

Loss, Non-Conf, S Site, H Home A Away N Neutral



## Jacksonville St.

Through Games Of Feb. 25, 2019

Average RPI Win:	266	WON-LOST	WINNING	LAST 10	STRENGTH OF	OPP. STRENGTH	TEAM	ADJ.	CONF.	ADJ CONF.
Average RPI Loss:	131	RECORD	PCT. RANK	GAMES	SCHEDULE	OF SCHEDULE	RPI	RPI	RPI	RPI
DIV. I ONLY	13- 13	170	0- 1	245	229	199	199	22	22	
DIV. I NON-CONF.	5- 5	162	0- 1	247	166	186	186	22	22	
TOTALS	RPI 1-25	RPI 26-50	W-L RECORDS	RPI 51-100	RPI 101-150	RPI 150+				
13- 13	0- 0	0- 1	OVERALL	0- 4	2- 4	11- 4				
6- 6	0- 0	0- 1	HOME	0- 2	2- 0	4- 3				
7- 5	0- 0	0- 0	AWAY	0- 1	0- 3	7- 1				
0- 2	0- 0	0- 0	NEUTRAL	0- 1	0- 1	0- 0				
5- 5	0- 0	0- 1	NON-CONFERENCE	0- 2	1- 2	4- 0				
1- 2	0- 0	0- 1	HOME	0- 1	1- 0	0- 0				
4- 1	0- 0	0- 0	AWAY	0- 0	0- 1	4- 0				
0- 2	0- 0	0- 0	NEUTRAL	0- 1	0- 1	0- 0				
8- 8	0- 0	0- 0	CONFERENCE	0- 2	1- 2	7- 4				
5- 4	0- 0	0- 0	HOME	0- 1	1- 0	4- 3				
3- 4	0- 0	0- 0	AWAY	0- 1	0- 2	3- 1				
0- 0	0- 0	0- 0	NEUTRAL	0- 0	0- 0	0- 0				

RPI 1-25			RPI 26-50			RPI 51-100			RPI 101+			Team's RPI: 199			
RPI	S	Opponent	Score	RPI	S	Opponent	Score	RPI	S	Opponent	Score				
				42	H	Miami (OH)	41 58	60	A	Belmont	52 66	131	A	Morehead St.	55 66
								60	H	Belmont	41 64	131	H	Morehead St.	68 57
								79	N	Harvard	62 69	133	A	UT Martin	72 77
								96	H	Troy	63 89	134	H	Georgia St.	61 56
												137	A	Texas Tech	58 71
												145	N	Washington St.	51 64
												154	A	Tennessee Tech	59 62
												154	H	Tennessee Tech	49 66
												205	A	Ole Miss	60 49
												233	A	Southeast Mo. St.	56 39
												241	H	SIUE	47 51
												260	H	Austin Peay	67 56
												267	H	Murray St.	59 64
												289	A	Alabama A&M	55 48
												295	H	Eastern Ill.	78 49
												297	A	Tennessee St.	62 52
												297	H	Tennessee St.	76 73
												318	A	Lipscomb	58 46
												327	A	Eastern Ky.	53 44
												327	H	Eastern Ky.	69 64
												347	A	Florida A&M	62 31
LAST 12 Division I GAMES:															
				145	N	Washington St.	51 64	133	A	UT Martin	72 77				
				327	H	Eastern Ky.	69 64	260	H	Austin Peay	67 56				
				131	H	Morehead St.	68 57	267	H	Murray St.	59 64				
				297	H	Tennessee St.	76 73	131	A	Morehead St.	55 66				
				154	A	Tennessee Tech	59 62	327	A	Eastern Ky.	53 44				
				233	A	Southeast Mo. St.	56 39	154	H	Tennessee Tech	49 66				

Non-Div I Games: Montevallo 84 52

Jacksonville St.

■ Loss, 
 ■ Non-Conf, 
 ■ S Site, 
 ■ H Home 
 ■ A Away 
 N Neutral

Average RPI Win:	182	WON-LOST	WINNING	LAST 10	STRENGTH OF	OPP. STRENGTH	TEAM	ADJ.	CONF.	ADJ CONF.
Average RPI Loss:	118	RECORD	PCT. RANK	GAMES	SCHEDULE	OF SCHEDULE	RPI	RPI	RPI	RPI
DIV. I ONLY	22- 4	13	1- 0	178	107	36	36	10	10	
DIV. I NON-CONF.	8- 3	72	0- 0	184	137	65	65	10	10	
TOTALS	RPI 1-25	RPI 26-50	W-L RECORDS	RPI 51-100	RPI 101-150	RPI 150+				
22- 4	0- 1	0- 0	OVERALL	2- 0	7- 2	13- 1				
12- 0	0- 0	0- 0	HOME	1- 0	5- 0	6- 0				
10- 4	0- 1	0- 0	AWAY	1- 0	2- 2	7- 1				
0- 0	0- 0	0- 0	NEUTRAL	0- 0	0- 0	0- 0				
8- 3	0- 1	0- 0	NON-CONFERENCE	1- 0	2- 1	5- 1				
5- 0	0- 0	0- 0	HOME	1- 0	2- 0	2- 0				
3- 3	0- 1	0- 0	AWAY	0- 0	0- 1	3- 1				
0- 0	0- 0	0- 0	NEUTRAL	0- 0	0- 0	0- 0				
14- 1	0- 0	0- 0	CONFERENCE	1- 0	5- 1	8- 0				
7- 0	0- 0	0- 0	HOME	0- 0	3- 0	4- 0				
7- 1	0- 0	0- 0	AWAY	1- 0	2- 1	4- 0				
0- 0	0- 0	0- 0	NEUTRAL	0- 0	0- 0	0- 0				

RPI 1-25				RPI 26-50		Team's RPI: 36		RPI 51-100				RPI 101+			
RPI	S	Opponent	Score	RPI	S	Opponent	Score	RPI	S	Opponent	Score	RPI	S	Opponent	Score
13	A	Maryland	63 87					66	A	Drexel	51 35	104	H	St. John's (NY)	64 51
								93	H	Georgetown	69 57	107	H	Towson	71 59
												112	A	Northeastern	58 51
												112	H	Northeastern	84 49
												121	A	UNCW	63 66
												121	H	UNCW	58 51
												123	H	Dayton	68 55
												128	A	Wake Forest	49 50
												149	A	Delaware	68 43
												170	A	William & Mary	78 65
												170	H	William & Mary	65 48
												191	H	George Washington	50 37
												198	A	Robert Morris	59 36
												208	A	Hampton	65 72
												213	A	Elon	74 46
												213	H	Elon	82 30
												216	A	Liberty	74 53
												221	A	Hofstra	59 44
												221	H	Hofstra	77 54
												279	H	Winthrop	56 39
												288	A	Col. of Charleston	91 50
												288	H	Col. of Charleston	76 35
												342	A	Delaware St.	103 57
LAST 12 Division I GAMES:															
170	A	William & Mary	78 65	107	H	Towson	71 59								
213	A	Elon	74 46	213	H	Elon	82 30								
121	H	UNCW	58 51	170	H	William & Mary	65 48								
288	H	Col. of Charleston	76 35	288	A	Col. of Charleston	91 50								
221	A	Hofstra	59 44	121	A	UNCW	63 66								
112	A	Northeastern	58 51	112	H	Northeastern	84 49								

Non-Div I Games:

James Madison

■ Loss, 
 ■ Non-Conf, S Site, 
 ■ Home 
 ■ Away 
 N Neutral

Kansas

Through Games Of Feb. 25, 2019

Average RPI Win:	184	WON-LOST	WINNING	LAST 10	STRENGTH OF	OPP. STRENGTH	TEAM	ADJ.	CONF.	ADJ CONF.
Average RPI Loss:	69	RECORD	PCT. RANK	GAMES	SCHEDULE	OF SCHEDULE	RPI	RPI	RPI	RPI
DIV. I ONLY	12- 14	195	1- 0	74	39	141	141	3	3	
DIV. I NON-CONF.	10- 1	17	1- 0	224	227	45	45	3	3	
TOTALS	RPI 1-25	RPI 26-50	W-L RECORDS	RPI 51-100	RPI 101-150	RPI 150+				
12- 14	0- 3	1- 4	OVERALL	1- 2	3- 5	7- 0				
8- 6	0- 2	0- 2	HOME	0- 0	1- 2	7- 0				
2- 8	0- 1	1- 2	AWAY	1- 2	0- 3	0- 0				
2- 0	0- 0	0- 0	NEUTRAL	0- 0	2- 0	0- 0				
10- 1	0- 0	0- 0	NON-CONFERENCE	1- 1	2- 0	7- 0				
7- 0	0- 0	0- 0	HOME	0- 0	0- 0	7- 0				
1- 1	0- 0	0- 0	AWAY	1- 1	0- 0	0- 0				
2- 0	0- 0	0- 0	NEUTRAL	0- 0	2- 0	0- 0				
2- 13	0- 3	1- 4	CONFERENCE	0- 1	1- 5	0- 0				
1- 6	0- 2	0- 2	HOME	0- 0	1- 2	0- 0				
1- 7	0- 1	1- 2	AWAY	0- 1	0- 3	0- 0				
0- 0	0- 0	0- 0	NEUTRAL	0- 0	0- 0	0- 0				

RPI S Opponent	Score	RPI S Opponent	Score	RPI S Opponent	Score	RPI S Opponent	Score	Team's RPI: 141
2 A Baylor	40 80	26 A Texas	43 62	67 A LSU	68 61	119 N Northwestern	66 57	
2 H Baylor	68 94	26 H Texas	73 91	71 A West Virginia	50 71	127 A Oklahoma St.	52 72	
11 H Iowa St.	73 82	37 A Kansas St.	61 54	86 A Nebraska	52 58	127 H Oklahoma St.	62 72	
		37 H Kansas St.	62 72			129 A Oklahoma	67 78	
		49 A TCU	53 58			129 H Oklahoma	88 79	
						137 A Texas Tech	66 69	
						137 H Texas Tech	71 75	
						145 N Washington St.	71 63	
						167 H Oral Roberts	70 58	
						197 H George Mason	77 56	
						202 H Grambling	76 45	
						240 H UMKC	67 55	
						281 H Vermont	77 36	
						289 H Alabama A&M	65 54	
						331 H Iona	75 44	
LAST 12 Division I GAMES:								
119 N Northwestern	66 57	37 H Kansas St.	62 72					
127 A Oklahoma St.	52 72	71 A West Virginia	50 71					
2 A Baylor	40 80	129 H Oklahoma	88 79					
137 H Texas Tech	71 75	49 A TCU	53 58					
129 A Oklahoma	67 78	26 A Texas	43 62					
26 H Texas	73 91	127 H Oklahoma St.	62 72					

Non-Div I Games:

Kansas

Loss, Non-Conf, S Site, H Home A Away N Neutral

Average RPI Win:	134	WON-LOST	WINNING	LAST 10	STRENGTH OF	OPP. STRENGTH	TEAM	ADJ.	CONF.	ADJ CONF.
Average RPI Loss:	34	RECORD	PCT. RANK	GAMES	SCHEDULE	OF SCHEDULE	RPI	RPI	RPI	RPI
DIV. I ONLY	17- 10	100	1- 0	23	12	37	37	3	3	
DIV. I NON-CONF.	9- 3	61	0- 0	73	33	48	48	3	3	
TOTALS	RPI 1-25	RPI 26-50	W-L RECORDS	RPI 51-100	RPI 101-150	RPI 150+				
17- 10	0- 7	3- 1	OVERALL	4- 1	5- 1	5- 0				
10- 4	0- 2	1- 1	HOME	2- 0	2- 1	5- 0				
6- 3	0- 2	2- 0	AWAY	1- 1	3- 0	0- 0				
1- 3	0- 3	0- 0	NEUTRAL	1- 0	0- 0	0- 0				
9- 3	0- 3	0- 0	NON-CONFERENCE	4- 0	0- 0	5- 0				
7- 0	0- 0	0- 0	HOME	2- 0	0- 0	5- 0				
1- 0	0- 0	0- 0	AWAY	1- 0	0- 0	0- 0				
1- 3	0- 3	0- 0	NEUTRAL	1- 0	0- 0	0- 0				
8- 7	0- 4	3- 1	CONFERENCE	0- 1	5- 1	0- 0				
3- 4	0- 2	1- 1	HOME	0- 0	2- 1	0- 0				
5- 3	0- 2	2- 0	AWAY	0- 1	3- 0	0- 0				
0- 0	0- 0	0- 0	NEUTRAL	0- 0	0- 0	0- 0				

RPI	S	Opponent	Score	RPI	S	Opponent	Score	Team's RPI: 37	RPI	S	Opponent	Score	RPI	S	Opponent	Score
2	A	Baylor	50 65	26	A	Texas	69 60		59	H	Lamar University	73 55	127	H	Oklahoma St.	59 48
2	H	Baylor	48 71	26	H	Texas	87 69		68	A	Little Rock	53 47	129	A	Oklahoma	83 75
11	A	Iowa St.	58 96	49	A	TCU	75 72		71	A	West Virginia	30 60	129	H	Oklahoma	86 56
11	H	Iowa St.	52 81	49	H	TCU	47 61		76	N	Princeton	80 61	137	A	Texas Tech	66 62
12	N	Syracuse	61 70						91	H	UNI	72 62	141	A	Kansas	72 62
19	N	Arizona St.	51 65										141	H	Kansas	54 61
25	N	DePaul	59 79										176	H	North Texas	60 42
													196	H	Vanderbilt	72 61
													240	H	UMKC	61 50
													280	H	Central Ark.	70 54
													322	H	Omaha	61 46
LAST 12 Division I GAMES:																
49	A	TCU	75 72	49	H	TCU	47 61		49	H	TCU	47 61				
26	A	Texas	69 60	71	A	West Virginia	30 60		127	H	Oklahoma St.	59 48				
2	H	Baylor	48 71	129	H	Oklahoma	83 75		137	A	Texas Tech	66 62				
129	A	Oklahoma	83 75	26	H	Texas	87 69		26	H	Texas	87 69				
141	A	Kansas	72 62	11	H	Iowa St.	52 81		141	H	Kansas	54 61				

Non-Div I Games:

Kansas St.

■ Loss, 
■ Non-Conf, 
■ S Site, 
■ H Home 
■ A Away 
N Neutral

Average RPI Win:	270	WON-LOST	WINNING	LAST 10	STRENGTH OF	OPP. STRENGTH	TEAM	ADJ.	CONF.	ADJ CONF.
Average RPI Loss:	176	RECORD	PCT. RANK	GAMES	SCHEDULE	OF SCHEDULE	RPI	RPI	RPI	RPI
DIV. I ONLY	7- 18	284	0- 1	182	300	293	293	24	24	
DIV. I NON-CONF.	3- 9	271	0- 0	153	288	273	273	26	26	
TOTALS	RPI 1-25	RPI 26-50	W-L RECORDS	RPI 51-100	RPI 101-150	RPI 150+				
7- 18	0- 0	0- 2	OVERALL	0- 3	0- 2	7- 11				
6- 3	0- 0	0- 0	HOME	0- 1	0- 0	6- 2				
0- 11	0- 0	0- 1	AWAY	0- 1	0- 2	0- 7				
1- 4	0- 0	0- 1	NEUTRAL	0- 1	0- 0	1- 2				
3- 9	0- 0	0- 2	NON-CONFERENCE	0- 1	0- 2	3- 4				
2- 0	0- 0	0- 0	HOME	0- 0	0- 0	2- 0				
0- 5	0- 0	0- 1	AWAY	0- 0	0- 2	0- 2				
1- 4	0- 0	0- 1	NEUTRAL	0- 1	0- 0	1- 2				
4- 9	0- 0	0- 0	CONFERENCE	0- 2	0- 0	4- 7				
4- 3	0- 0	0- 0	HOME	0- 1	0- 0	4- 2				
0- 6	0- 0	0- 0	AWAY	0- 1	0- 0	0- 5				
0- 0	0- 0	0- 0	NEUTRAL	0- 0	0- 0	0- 0				

RPI S	Opponent	Score	RPI S	Opponent	Score	RPI S	Opponent	Score	RPI S	Opponent	Score	Team's RPI: 293
39 N	Michigan St.	51 75	70 A	FGCU	48 79	134 A	Georgia St.	73 79				
40 A	Georgia Tech	35 60	70 H	FGCU	46 69	140 A	Seton Hall	80 102				
			92 N	Idaho St.	49 60	153 A	Mercer	48 64				
						182 A	North Ala.	55 80				
						182 H	North Ala.	74 72				
						194 A	Stetson	69 76				
						206 N	Bethune-Cookman	61 64				
						214 H	Furman	74 63				
						216 H	Liberty	61 67				
						223 A	East Carolina	56 68				
						231 A	Jacksonville	53 68				
						231 H	Jacksonville	75 55				
						268 A	North Florida	66 74				
						268 H	North Florida	60 71				
						283 H	Ga. Southern	78 59				
						312 N	UMBC	53 57				
						318 H	Lipscomb	67 36				
						325 A	NJIT	60 66				
						325 H	NJIT	70 47				
						339 N	N.C. Central	78 54				
LAST 12 Division I GAMES:												
70 A	FGCU	48 79	194 A	Stetson	69 76							
182 H	North Ala.	74 72	268 H	North Florida	60 71							
318 H	Lipscomb	67 36	182 A	North Ala.	55 80							
268 A	North Florida	66 74	70 H	FGCU	46 69							
325 H	NJIT	70 47	216 H	Liberty	61 67							
231 A	Jacksonville	53 68	231 H	Jacksonville	75 55							

Non-Div I Games: Middle Ga. St. 80 70

Kennesaw St.

Average RPI Win:	210	WON-LOST	WINNING	LAST 10	STRENGTH OF	OPP. STRENGTH	TEAM	ADJ.	CONF.	ADJ CONF.
Average RPI Loss:	63	RECORD	PCT. RANK	GAMES	SCHEDULE	OF SCHEDULE	RPI	RPI	RPI	RPI
DIV. I ONLY	14- 10	126	0- 1	71	112	83	83	7	7	
DIV. I NON-CONF.	6- 4	125	0- 0	145	148	99	99	9	9	
TOTALS	RPI 1-25	RPI 26-50	W-L RECORDS	RPI 51-100	RPI 101-150	RPI 150+				
14- 10	0- 2	0- 5	OVERALL	2- 1	2- 1	10- 1				
8- 3	0- 1	0- 1	HOME	1- 0	2- 1	5- 0				
6- 7	0- 1	0- 4	AWAY	1- 1	0- 0	5- 1				
0- 0	0- 0	0- 0	NEUTRAL	0- 0	0- 0	0- 0				
6- 4	0- 1	0- 1	NON-CONFERENCE	0- 1	1- 1	5- 0				
3- 1	0- 0	0- 0	HOME	0- 0	1- 1	2- 0				
3- 3	0- 1	0- 1	AWAY	0- 1	0- 0	3- 0				
0- 0	0- 0	0- 0	NEUTRAL	0- 0	0- 0	0- 0				
8- 6	0- 1	0- 4	CONFERENCE	2- 0	1- 0	5- 1				
5- 2	0- 1	0- 1	HOME	1- 0	1- 0	3- 0				
3- 4	0- 0	0- 3	AWAY	1- 0	0- 0	2- 1				
0- 0	0- 0	0- 0	NEUTRAL	0- 0	0- 0	0- 0				

RPI 1-25				RPI 26-50				RPI 51-100				Team's RPI: 83	RPI 101+			
RPI	S	Opponent	Score	RPI	S	Opponent	Score	RPI	S	Opponent	Score		RPI	S	Opponent	Score
8	A	NC State	61 78	31	A	North Carolina	60 73	64	A	Wright St.	55 61		122	H	Youngstown St.	62 34
23	H	Central Mich.	75 82	32	A	Ohio	81 83	80	A	Toledo	58 47		144	H	Duquesne	72 77
				32	H	Ohio	67 69	98	H	Northern Ill.	87 78		148	H	Akron	73 58
				42	A	Miami (OH)	63 79						198	A	Robert Morris	54 46
				44	A	Buffalo	66 75						204	A	Eastern Mich.	67 54
													204	H	Eastern Mich.	71 64
													212	A	Ball St.	44 48
													217	H	Bowling Green	77 73
													242	A	St. Bonaventure	76 64
													251	H	Northern Ky.	62 61
													269	A	Western Mich.	56 52
													269	H	Western Mich.	55 51
													308	H	Oakland	75 65
													325	A	NJIT	57 40
LAST 12 Division I GAMES:																
				32	H	Ohio	67 69	148	H	Akron	73 58					
				269	A	Western Mich.	56 52	42	A	Miami (OH)	63 79					
				217	H	Bowling Green	77 73	212	A	Ball St.	44 48					
				204	A	Eastern Mich.	67 54	23	H	Central Mich.	75 82					
				44	A	Buffalo	66 75	32	A	Ohio	81 83					
				269	H	Western Mich.	55 51	80	A	Toledo	58 47					

Non-Div I Games: Clarion 92 38

Kent St.

■ Loss, 
 ■ Non-Conf, 
 ■ S Site, 
 ■ Home 
 ■ A Away 
 N Neutral

## Kentucky

Through Games Of Feb. 25, 2019

Average RPI Win:	132	WON-LOST	WINNING	LAST 10	STRENGTH OF	OPP. STRENGTH	TEAM	ADJ.	CONF.	ADJ CONF.
Average RPI Loss:	51	RECORD	PCT. RANK	GAMES	SCHEDULE	OF SCHEDULE	RPI	RPI	RPI	RPI
DIV. I ONLY	23- 5	20	1- 0	49	38	17	17	4	4	
DIV. I NON-CONF.	13- 1	9	0- 0	102	75	17	17	4	4	
TOTALS	RPI 1-25	RPI 26-50	W-L RECORDS	RPI 51-100	RPI 101-150	RPI 150+				
23- 5	1- 4	5- 0	OVERALL	5- 0	4- 0	8- 1				
15- 2	0- 1	1- 0	HOME	4- 0	2- 0	8- 1				
5- 3	1- 3	2- 0	AWAY	1- 0	1- 0	0- 0				
3- 0	0- 0	2- 0	NEUTRAL	0- 0	1- 0	0- 0				
13- 1	0- 1	2- 0	NON-CONFERENCE	2- 0	3- 0	6- 0				
10- 0	0- 0	0- 0	HOME	2- 0	2- 0	6- 0				
0- 1	0- 1	0- 0	AWAY	0- 0	0- 0	0- 0				
3- 0	0- 0	2- 0	NEUTRAL	0- 0	1- 0	0- 0				
10- 4	1- 3	3- 0	CONFERENCE	3- 0	1- 0	2- 1				
5- 2	0- 1	1- 0	HOME	2- 0	0- 0	2- 1				
5- 2	1- 2	2- 0	AWAY	1- 0	1- 0	0- 0				
0- 0	0- 0	0- 0	NEUTRAL	0- 0	0- 0	0- 0				

RPI 1-25				Team's RPI: 17				RPI 26-50				RPI 51-100				RPI 101+			
RPI	S	Opponent	Score	RPI	S	Opponent	Score	RPI	S	Opponent	Score	RPI	S	Opponent	Score	RPI	S	Opponent	Score
3	A	Louisville	75 80	30	H	Missouri	52 41	61	H	Middle Tenn.	72 55	118	H	High Point	71 49				
9	A	Mississippi St.	71 86	31	N	North Carolina	85 75	67	A	LSU	64 60	131	H	Morehead St.	87 57				
15	A	South Carolina	65 57	33	N	UCLA	75 74	67	H	LSU	57 52	132	N	South Fla.	85 63				
15	H	South Carolina	70 74	43	A	Tennessee	73 71	89	H	Arkansas	61 59	147	A	Alabama	68 53				
22	A	Texas A&M	71 73	47	A	Auburn	78 68	99	H	Virginia	63 51	174	H	Southern U.	91 41				
																196	H	Vanderbilt	77 55
																205	H	Ole Miss	49 55
																215	H	Sacred Heart	71 43
																220	H	Florida	62 51
																257	H	Alabama St.	87 35
																262	H	Rhode Island	75 52
																267	H	Murray St.	88 49
																338	H	Western Caro.	99 39

Non-Div I Games:

Kentucky

■ Loss, 
 ■ Non-Conf, S Site, 
 ■ Home 
 ■ Away 
 N Neutral

Average RPI Win:	253	WON-LOST	WINNING	LAST 10	STRENGTH OF	OPP. STRENGTH	TEAM	ADJ.	CONF.	ADJ CONF.
Average RPI Loss:	260	RECORD	PCT. RANK	GAMES	SCHEDULE	OF SCHEDULE	RPI	RPI	RPI	RPI
DIV. I ONLY	4- 22	328	0- 1	328	350	346	346	31	31	
DIV. I NON-CONF.	1- 10	330	0- 0	333	347	351	351	31	31	
TOTALS	RPI 1-25	RPI 26-50	W-L RECORDS	RPI 51-100	RPI 101-150	RPI 150+				
4- 22	0- 0	0- 1	OVERALL	0- 0	0- 1	4- 20				
3- 8	0- 0	0- 0	HOME	0- 0	0- 0	3- 8				
1- 13	0- 0	0- 1	AWAY	0- 0	0- 1	1- 11				
0- 1	0- 0	0- 0	NEUTRAL	0- 0	0- 0	0- 1				
1- 10	0- 0	0- 1	NON-CONFERENCE	0- 0	0- 1	1- 8				
1- 3	0- 0	0- 0	HOME	0- 0	0- 0	1- 3				
0- 6	0- 0	0- 1	AWAY	0- 0	0- 1	0- 4				
0- 1	0- 0	0- 0	NEUTRAL	0- 0	0- 0	0- 1				
3- 12	0- 0	0- 0	CONFERENCE	0- 0	0- 0	3- 12				
2- 5	0- 0	0- 0	HOME	0- 0	0- 0	2- 5				
1- 7	0- 0	0- 0	AWAY	0- 0	0- 0	1- 7				
0- 0	0- 0	0- 0	NEUTRAL	0- 0	0- 0	0- 0				

[illegible]

Non-Div I Games:

LIU Brooklyn

Loss, Non-Conf, S Site, H Home A Away N Neutral



Average RPI Win:	155	WON-LOST	WINNING	LAST 10	STRENGTH OF	OPP. STRENGTH	TEAM	ADJ.	CONF.	ADJ CONF.
Average RPI Loss:	55	RECORD	PCT. RANK	GAMES	SCHEDULE	OF SCHEDULE	RPI	RPI	RPI	RPI
DIV. I ONLY	16- 10	112	0- 1	46	58	67	67	4	4	
DIV. I NON-CONF.	9- 3	61	0- 0	125	145	82	82	4	4	
TOTALS	RPI 1-25	RPI 26-50	W-L RECORDS	RPI 51-100	RPI 101-150	RPI 150+				
16- 10	2- 5	1- 2	OVERALL	2- 1	3- 1	8- 1				
11- 5	1- 3	1- 0	HOME	2- 0	2- 1	5- 1				
5- 5	1- 2	0- 2	AWAY	0- 1	1- 0	3- 0				
0- 0	0- 0	0- 0	NEUTRAL	0- 0	0- 0	0- 0				
9- 3	1- 0	0- 1	NON-CONFERENCE	1- 0	2- 1	5- 1				
7- 2	0- 0	0- 0	HOME	1- 0	2- 1	4- 1				
2- 1	1- 0	0- 1	AWAY	0- 0	0- 0	1- 0				
0- 0	0- 0	0- 0	NEUTRAL	0- 0	0- 0	0- 0				
7- 7	1- 5	1- 1	CONFERENCE	1- 1	1- 0	3- 0				
4- 3	1- 3	1- 0	HOME	1- 0	0- 0	1- 0				
3- 4	0- 2	0- 1	AWAY	0- 1	1- 0	2- 0				
0- 0	0- 0	0- 0	NEUTRAL	0- 0	0- 0	0- 0				

RPI S	Opponent	Score	RPI S	Opponent	Score	RPI S	Opponent	Score	Team's RPI: 67	RPI S	Opponent	Score
9	H Mississippi St.	35 68	27	A Rutgers	43 57	68	H Little Rock	60 45		108	H Northern Colo.	62 57
15	H South Carolina	53 76	30	H Missouri	61 51	89	H Arkansas	71 34		132	H South Fla.	78 49
17	A Kentucky	52 57	43	A Tennessee	65 74	97	A Georgia	50 63		141	H Kansas	61 68
17	H Kentucky	60 64								147	A Alabama	62 56
20	A Florida St.	58 45								166	H Tulane	54 56
22	A Texas A&M	55 59								173	H Nicholls St.	76 44
22	H Texas A&M	63 52								184	H Sam Houston St.	66 52
										196	A Vanderbilt	79 68
										205	A Ole Miss	55 41
										220	H Florida	69 51
										258	A Louisiana	76 54
										306	H Southeastern La.	72 52
										323	H McNeese	86 36
LAST 12 Division I GAMES:												
17	A Kentucky	52 57	9	H Mississippi St.	35 68							
220	H Florida	69 51	43	A Tennessee	65 74							
196	A Vanderbilt	79 68	147	A Alabama	62 56							
22	A Texas A&M	55 59	17	H Kentucky	60 64							
89	H Arkansas	71 34	15	H South Carolina	53 76							
30	H Missouri	61 51	205	A Ole Miss	55 41							

Non-Div I Games:

LSU

Average RPI Win:	220	WON-LOST	WINNING	LAST 10	STRENGTH OF	OPP. STRENGTH	TEAM	ADJ.	CONF.	ADJ CONF.
Average RPI Loss:	150	RECORD	PCT. RANK	GAMES	SCHEDULE	OF SCHEDULE	RPI	RPI	RPI	RPI
DIV. I ONLY	4- 24	333	0- 1	112	184	294	294	17	17	
DIV. I NON-CONF.	3- 11	292	0- 0	38	194	200	200	16	16	
TOTALS	RPI 1-25	RPI 26-50	W-L RECORDS	RPI 51-100	RPI 101-150	RPI 150+				
4- 24	0- 1	0- 0	OVERALL	0- 4	1- 8	3- 11				
2- 9	0- 0	0- 0	HOME	0- 1	0- 3	2- 5				
0- 15	0- 1	0- 0	AWAY	0- 3	0- 5	0- 6				
2- 0	0- 0	0- 0	NEUTRAL	0- 0	1- 0	1- 0				
3- 11	0- 1	0- 0	NON-CONFERENCE	0- 4	1- 3	2- 3				
1- 3	0- 0	0- 0	HOME	0- 1	0- 1	1- 1				
0- 8	0- 1	0- 0	AWAY	0- 3	0- 2	0- 2				
2- 0	0- 0	0- 0	NEUTRAL	0- 0	1- 0	1- 0				
1- 13	0- 0	0- 0	CONFERENCE	0- 0	0- 5	1- 8				
1- 6	0- 0	0- 0	HOME	0- 0	0- 2	1- 4				
0- 7	0- 0	0- 0	AWAY	0- 0	0- 3	0- 4				
0- 0	0- 0	0- 0	NEUTRAL	0- 0	0- 0	0- 0				

RPI 1-25				RPI 26-50				RPI 51-100				RPI 101+				Team's RPI: 294	
RPI	S	Opponent	Score	RPI	S	Opponent	Score	RPI	S	Opponent	Score	RPI	S	Opponent	Score		
21	A	Oregon St.	46 100					53	A	Villanova	68 81	101	A	VCU	38 68		
								63	A	Penn	34 65	102	N	Pepperdine	62 55		
								66	H	Drexel	43 58	104	H	St. John's (NY)	57 83		
								79	A	Harvard	43 88	107	A	Towson	68 92		
												111	A	Providence	47 77		
												116	H	Fordham	54 65		
												123	A	Dayton	45 84		
												138	A	Davidson	61 80		
												144	H	Duquesne	62 66		
												161	A	Temple	47 75		
												190	A	Saint Louis	58 69		
												191	H	George Washington	59 67		
												197	A	George Mason	42 59		
												198	A	Robert Morris	39 67		
												223	H	Howard	54 57		
												227	H	Massachusetts	60 74		
												228	A	Saint Joseph's	57 60		
												228	H	Saint Joseph's	63 64		
												251	N	Northern Ky.	74 56		
												262	H	Rhode Island	77 71		
												264	H	Norfolk St.	62 52		
LAST 12 Division I GAMES:																	
271	A	Richmond	51 56	116	H	Fordham	54 65	271	A	Richmond	51 56						
228	H	Saint Joseph's	63 64	271	H	Richmond	60 74										
197	A	George Mason	42 59	144	H	Duquesne	62 66										
190	A	Saint Louis	58 69	228	A	Saint Joseph's	57 60										
262	H	Rhode Island	77 71	191	H	George Washington	59 67										
138	A	Davidson	61 80	227	H	Massachusetts	60 74										

Non-Div I Games:

La Salle

■ Loss, 
 ■ Non-Conf, 
 ■ S Site, 
 ■ Home 
 ■ A Away 
 N Neutral

Average RPI Win:	305	WON-LOST	WINNING	LAST 10	STRENGTH OF	OPP. STRENGTH	TEAM	ADJ.	CONF.	ADJ CONF.
Average RPI Loss:	174	RECORD	PCT. RANK	GAMES	SCHEDULE	OF SCHEDULE	RPI	RPI	RPI	RPI
DIV. I ONLY	6- 17	293	0- 1	321	199	316	316	12	12	
DIV. I NON-CONF.	4- 5	190	0- 0	349	336	316	316	14	14	
TOTALS	RPI 1-25	RPI 26-50	W-L RECORDS	RPI 51-100	RPI 101-150	RPI 150+				
6- 17	0- 0	0- 0	OVERALL	0- 4	0- 4	6- 9				
3- 7	0- 0	0- 0	HOME	0- 1	0- 2	3- 4				
3- 10	0- 0	0- 0	AWAY	0- 3	0- 2	3- 5				
0- 0	0- 0	0- 0	NEUTRAL	0- 0	0- 0	0- 0				
4- 5	0- 0	0- 0	NON-CONFERENCE	0- 0	0- 1	4- 4				
2- 1	0- 0	0- 0	HOME	0- 0	0- 0	2- 1				
2- 4	0- 0	0- 0	AWAY	0- 0	0- 1	2- 3				
0- 0	0- 0	0- 0	NEUTRAL	0- 0	0- 0	0- 0				
2- 12	0- 0	0- 0	CONFERENCE	0- 4	0- 3	2- 5				
1- 6	0- 0	0- 0	HOME	0- 1	0- 2	1- 3				
1- 6	0- 0	0- 0	AWAY	0- 3	0- 1	1- 2				
0- 0	0- 0	0- 0	NEUTRAL	0- 0	0- 0	0- 0				

RPI 1-25				RPI 26-50				RPI 51-100				RPI 101+				Team's RPI: 316	
RPI	S	Opponent	Score	RPI	S	Opponent	Score	RPI	S	Opponent	Score	RPI	S	Opponent	Score		
								68	A	Little Rock	44	63	134	A	Georgia St.	46	68
								94	H	UT Arlington	56	60	134	H	Georgia St.	41	56
								96	A	Troy	56	78	137	A	Texas Tech	42	86
								100	A	South Alabama	49	77	142	H	Appalachian St.	58	80
													162	H	Coastal Caro.	54	79
													168	H	Texas St.	51	62
													173	H	Nicholls St.	54	55
													175	A	Arkansas St.	54	64
													210	A	SMU	38	49
													258	A	Louisiana	45	52
													258	H	Louisiana	52	55
													283	A	Ga. Southern	80	62
													283	H	Ga. Southern	58	57
													290	A	New Orleans	57	44
													306	A	Southeastern La.	42	49
													321	A	Northwestern St.	63	55
													323	H	McNeese	69	60
													329	H	Mississippi Val.	72	65
													341	A	Houston Baptist	60	68
LAST 12 Division I GAMES:																	
				94	H	UT Arlington	56	60		162	H	Coastal Caro.	54	79			
				168	H	Texas St.	51	62		100	A	South Alabama	49	77			
				258	H	Louisiana	52	55		96	A	Troy	56	78			
				283	A	Ga. Southern	80	62		258	A	Louisiana	45	52			
				134	A	Georgia St.	46	68		134	H	Georgia St.	41	56			
				142	H	Appalachian St.	58	80		283	H	Ga. Southern	58	57			

Non-Div I Games: LSU-Alexandria 93 62 Ark.-Monticello 70 39

La.-Monroe

■ Loss, 
 ■ Non-Conf, S Site, 
 ■ Home 
 ■ Away 
 N Neutral

Lafayette

Through Games Of Feb. 25, 2019

Average RPI Win:	259	WON-LOST	WINNING	LAST 10	STRENGTH OF	OPP. STRENGTH	TEAM	ADJ.	CONF.	ADJ CONF.
Average RPI Loss:	211	RECORD	PCT. RANK	GAMES	SCHEDULE	OF SCHEDULE	RPI	RPI	RPI	RPI
DIV. I ONLY	7- 19	290	0- 1	317	280	326	326	18	18	
DIV. I NON-CONF.	5- 6	177	0- 1	347	343	326	326	21	21	
TOTALS	RPI 1-25	RPI 26-50	W-L RECORDS	RPI 51-100	RPI 101-150	RPI 150+				
7- 19	0- 0	0- 0	OVERALL	0- 4	0- 2	7- 13				
5- 8	0- 0	0- 0	HOME	0- 2	0- 1	5- 5				
2- 10	0- 0	0- 0	AWAY	0- 2	0- 0	2- 8				
0- 1	0- 0	0- 0	NEUTRAL	0- 0	0- 1	0- 0				
5- 6	0- 0	0- 0	NON-CONFERENCE	0- 0	0- 1	5- 5				
3- 2	0- 0	0- 0	HOME	0- 0	0- 0	3- 2				
2- 3	0- 0	0- 0	AWAY	0- 0	0- 0	2- 3				
0- 1	0- 0	0- 0	NEUTRAL	0- 0	0- 1	0- 0				
2- 13	0- 0	0- 0	CONFERENCE	0- 4	0- 1	2- 8				
2- 6	0- 0	0- 0	HOME	0- 2	0- 1	2- 3				
0- 7	0- 0	0- 0	AWAY	0- 2	0- 0	0- 5				
0- 0	0- 0	0- 0	NEUTRAL	0- 0	0- 0	0- 0				

RPI S	Opponent	Score	RPI S	Opponent	Score	RPI S	Opponent	Score	RPI S	Opponent	Score	Team's RPI: 326
						54	A Bucknell	43 75	139	H Lehigh	43 70	
						54	H Bucknell	47 56	149	N Delaware	47 65	
						77	A American	45 60	155	H Boston U.	44 47	
						77	H American	57 67	185	A Holy Cross	53 56	
									185	H Holy Cross	73 63	
									222	H Cornell	59 62	
									235	H Monmouth	73 69	
									237	A Navy	53 65	
									237	H Navy	55 42	
									247	H Binghamton	59 50	
									249	H Albany (NY)	67 66	
									252	A Colgate	49 60	
									273	A Army West Point	50 65	
									273	H Army West Point	40 64	
									284	A Manhattan	49 60	
									296	A Loyola Maryland	50 62	
									296	H Loyola Maryland	52 55	
									304	A Fla. Atlantic	49 53	
									311	A Wagner	66 43	
									340	H Saint Peter's	60 62	
									346	A LIU Brooklyn	50 55	
									348	A Fairleigh Dickinson	63 57	
LAST 12 Division I GAMES:												
149	N Delaware	47 65	185	A Holy Cross	53 56							
77	H American	57 67	155	H Boston U.	44 47							
237	A Navy	53 65	77	A American	45 60							
296	H Loyola Maryland	52 55	237	H Navy	55 42							
273	H Army West Point	40 64	296	A Loyola Maryland	50 62							
54	A Bucknell	43 75	273	A Army West Point	50 65							

Non-Div I Games:

Lafayette

Loss, Non-Conf, S Site, H Home A Away N Neutral

Average RPI Win:	237	WON-LOST	WINNING	LAST 10	STRENGTH OF	OPP. STRENGTH	TEAM	ADJ.	CONF.	ADJ CONF.
Average RPI Loss:	63	RECORD	PCT. RANK	GAMES	SCHEDULE	OF SCHEDULE	RPI	RPI	RPI	RPI
DIV. I ONLY	17- 5	39	0- 0	174	218	59	59	25	25	
DIV. I NON-CONF.	3- 4	199	0- 0	10	21	30	30	23	23	

TOTALS	RPI 1-25	RPI 26-50	W-L RECORDS	RPI 51-100	RPI 101-150	RPI 150+
17- 5	1- 1	0- 2	OVERALL	1- 1	0- 0	15- 1
8- 0	0- 0	0- 0	HOME	1- 0	0- 0	7- 0
9- 4	1- 1	0- 1	AWAY	0- 1	0- 0	8- 1
0- 1	0- 0	0- 1	NEUTRAL	0- 0	0- 0	0- 0
3- 4	1- 1	0- 2	NON-CONFERENCE	1- 0	0- 0	1- 1
1- 0	0- 0	0- 0	HOME	1- 0	0- 0	0- 0
2- 3	1- 1	0- 1	AWAY	0- 0	0- 0	1- 1
0- 1	0- 0	0- 1	NEUTRAL	0- 0	0- 0	0- 0
14- 1	0- 0	0- 0	CONFERENCE	0- 1	0- 0	14- 0
7- 0	0- 0	0- 0	HOME	0- 0	0- 0	7- 0
7- 1	0- 0	0- 0	AWAY	0- 1	0- 0	7- 0
0- 0	0- 0	0- 0	NEUTRAL	0- 0	0- 0	0- 0

RPI 1-25				RPI 26-50				RPI 51-100 Team's RPI: 59				RPI 101+			
RPI	S	Opponent	Score	RPI	S	Opponent	Score	RPI	S	Opponent	Score	RPI	S	Opponent	Score
9	A	Mississippi St.	53 104	32	N	Ohio	62 87	78	A	SFA	58 70	159	A	Denver	110 117
22	A	Texas A&M	74 68	37	A	Kansas St.	55 73	95	H	Pacific	82 66	164	A	Abilene Christian	63 60
												173	H	Nicholls St.	78 65
												184	A	Sam Houston St.	83 72
												184	H	Sam Houston St.	81 76
												245	A	A&M-Corpus Christi	72 47
												245	H	A&M-Corpus Christi	76 58
												258	A	Louisiana	79 77
												280	H	Central Ark.	57 37
												290	A	New Orleans	79 57
												302	A	Incarinate Word	77 51
												302	H	Incarinate Word	79 53
												306	H	Southeastern La.	94 54
												321	A	Northwestern St.	94 70
												323	A	McNeese	64 62
												341	H	Houston Baptist	63 50
LAST 12 Division I GAMES:															
245	A	A&M-Corpus Christi	72 47	323	A	McNeese	64 62								
302	H	Incarinate Word	79 53	173	H	Nicholls St.	78 65								
184	H	Sam Houston St.	81 76	184	A	Sam Houston St.	83 72								
321	A	Northwestern St.	94 70	302	A	Incarinate Word	77 51								
78	A	SFA	58 70	306	H	Southeastern La.	94 54								
164	A	Abilene Christian	63 60	280	H	Central Ark.	57 37								

Non-Div I Games: LeTourneau 104 27 Louisiana Col. 94 43 McMurry 100 37 Howard Payne 93 37  
Lamar University

Loss, Non-Conf, S Site, H Home A Away N Neutral

Average RPI Win:	261	WON-LOST	WINNING	LAST 10	STRENGTH OF	OPP. STRENGTH	TEAM	ADJ.	CONF.	ADJ CONF.
Average RPI Loss:	83	RECORD	PCT. RANK	GAMES	SCHEDULE	OF SCHEDULE	RPI	RPI	RPI	RPI
DIV. I ONLY	16- 9	94	0- 1	160	235	139	139	18	18	
DIV. I NON-CONF.	7- 3	83	0- 1	181	247	130	130	21	21	
TOTALS	RPI 1-25	RPI 26-50	W-L RECORDS	RPI 51-100	RPI 101-150	RPI 150+				
16- 9	0- 1	0- 0	OVERALL	0- 5	0- 1	16- 2				
10- 5	0- 0	0- 0	HOME	0- 3	0- 1	10- 1				
6- 4	0- 1	0- 0	AWAY	0- 2	0- 0	6- 1				
0- 0	0- 0	0- 0	NEUTRAL	0- 0	0- 0	0- 0				
7- 3	0- 1	0- 0	NON-CONFERENCE	0- 1	0- 1	7- 0				
5- 2	0- 0	0- 0	HOME	0- 1	0- 1	5- 0				
2- 1	0- 1	0- 0	AWAY	0- 0	0- 0	2- 0				
0- 0	0- 0	0- 0	NEUTRAL	0- 0	0- 0	0- 0				
9- 6	0- 0	0- 0	CONFERENCE	0- 4	0- 0	9- 2				
5- 3	0- 0	0- 0	HOME	0- 2	0- 0	5- 1				
4- 3	0- 0	0- 0	AWAY	0- 2	0- 0	4- 1				
0- 0	0- 0	0- 0	NEUTRAL	0- 0	0- 0	0- 0				

RPI	S	Opponent	Score	RPI	S	Opponent	Score	RPI	S	Opponent	Score	RPI	S	Opponent	Score	Team's RPI: 139
1	A	Notre Dame	68 95					53	H	Villanova	48 70	117	H	Charlotte	60 62	
								54	A	Bucknell	53 71	155	A	Boston U.	45 58	
								54	H	Bucknell	68 73	155	H	Boston U.	48 52	
								77	A	American	47 50	185	H	Holy Cross	64 55	
								77	H	American	53 61	215	H	Sacred Heart	70 66	
												222	H	Cornell	67 54	
												235	H	Monmouth	63 48	
												237	A	Navy	56 38	
												237	H	Navy	66 55	
												247	A	Binghamton	65 55	
												252	A	Colgate	75 63	
												252	H	Colgate	86 58	
												264	H	Norfolk St.	62 41	
												273	A	Army West Point	73 50	
												273	H	Army West Point	55 46	
												296	H	Loyola Maryland	51 42	
												320	A	Central Conn. St.	88 62	
												326	A	Lafayette	70 43	
												346	H	LIU Brooklyn	72 38	
LAST 12 Division I GAMES:																
117	H	Charlotte	60 62	237	H	Navy	66 55									
273	H	Army West Point	55 46	296	H	Loyola Maryland	51 42									
252	A	Colgate	75 63	273	A	Army West Point	73 50									
77	A	American	47 50	252	H	Colgate	86 58									
54	H	Bucknell	68 73	77	H	American	53 61									
155	H	Boston U.	48 52	54	A	Bucknell	53 71									

Non-Div I Games: Kutztown 73 39

Lehigh

■ Loss, 
 ■ Non-Conf, 
 S Site, 
 ■ Home 
 ■ Away 
 N Neutral

Average RPI Win: 256		WON-LOST	WINNING	LAST 10	STRENGTH OF	OPP. STRENGTH	TEAM	ADJ.	CONF.	ADJ CONF.
Average RPI Loss: 161		RECORD	PCT. RANK	GAMES	SCHEDULE	OF SCHEDULE	RPI	RPI	RPI	RPI
DIV. I ONLY		10- 15	230	0- 1	183	256	216	216	24	24
DIV. I NON-CONF.		3- 9	271	0- 1	128	209	239	239	26	26
TOTALS	RPI 1-25	RPI 26-50		W-L RECORDS		RPI 51-100	RPI 101-150	RPI 150+		
10- 15	0- 1	0- 1		OVERALL		0- 3	1- 1	9- 9		
4- 5	0- 0	0- 1		HOME		0- 2	0- 0	4- 2		
5- 7	0- 0	0- 0		AWAY		0- 1	0- 0	5- 6		
1- 3	0- 1	0- 0		NEUTRAL		0- 0	1- 1	0- 1		
3- 9	0- 1	0- 1		NON-CONFERENCE		0- 1	1- 1	2- 5		
1- 2	0- 0	0- 1		HOME		0- 1	0- 0	1- 0		
1- 4	0- 0	0- 0		AWAY		0- 0	0- 0	1- 4		
1- 3	0- 1	0- 0		NEUTRAL		0- 0	1- 1	0- 1		
7- 6	0- 0	0- 0		CONFERENCE		0- 2	0- 0	7- 4		
3- 3	0- 0	0- 0		HOME		0- 1	0- 0	3- 2		
4- 3	0- 0	0- 0		AWAY		0- 1	0- 0	4- 2		
0- 0	0- 0	0- 0		NEUTRAL		0- 0	0- 0	0- 0		

RPI 1-25				RPI 26-50				RPI 51-100				RPI 101+				Team's RPI: 216	
RPI	S	Opponent	Score	RPI	S	Opponent	Score	RPI	S	Opponent	Score	RPI	S	Opponent	Score		
16	N	UCF	45 53	36	H	James Madison	53 74	62	H	Virginia Tech	61 72	117	N	Charlotte	61 63		
								70	A	FGCU	50 68	144	N	Duquesne	55 51		
								70	H	FGCU	64 65	163	A	Chattanooga	60 75		
												182	A	North Ala.	61 57		
												194	A	Stetson	52 69		
												194	H	Stetson	56 68		
												206	A	Bethune-Cookman	76 81		
												223	A	East Carolina	63 66		
												230	H	Saint Francis (PA)	82 53		
												231	A	Jacksonville	85 75		
												231	H	Jacksonville	52 64		
												254	A	ETSU	89 86		
												264	N	Norfolk St.	53 66		
												268	A	North Florida	54 66		
												268	H	North Florida	69 53		
												293	A	Kennesaw St.	67 61		
												303	A	UNC Greensboro	45 48		
												318	A	Lipscomb	77 60		
												318	H	Lipscomb	74 60		
												325	H	NJIT	58 47		
LAST 12 Division I GAMES:																	
264	N	Norfolk St.	53 66	325	H	NJIT	58 47										
268	A	North Florida	54 66	318	A	Lipscomb	77 60										
182	A	North Ala.	61 57	231	A	Jacksonville	85 75										
318	H	Lipscomb	74 60	268	H	North Florida	69 53										
70	H	FGCU	64 65	293	A	Kennesaw St.	67 61										
194	H	Stetson	56 68	231	H	Jacksonville	52 64										

Non-Div I Games:	West Chester	61	42
------------------	--------------	----	----

Liberty

■ Loss, ■ Non-Conf, S Site, H Home A Away N Neutral

Average RPI Win: <b>272</b>	WON-LOST	WINNING	LAST 10	STRENGTH OF	OPP. STRENGTH	TEAM	ADJ.	CONF.	ADJ CONF.
Average RPI Loss: <b>184</b>	RECORD	PCT. RANK	GAMES	SCHEDULE	OF SCHEDULE	RPI	RPI	RPI	RPI
DIV. I ONLY	3- 23	341	0- 1	157	292	318	318	24	24
DIV. I NON-CONF.	2- 11	316	0- 0	119	303	283	283	26	26
TOTALS	RPI 1-25	RPI 26-50	W-L RECORDS	RPI 51-100	RPI 101-150	RPI 150+			
3- 23	0- 0	0- 1	OVERALL	0- 5	0- 2	3- 15			
2- 9	0- 0	0- 0	HOME	0- 1	0- 1	2- 7			
1- 14	0- 0	0- 1	AWAY	0- 4	0- 1	1- 8			
0- 0	0- 0	0- 0	NEUTRAL	0- 0	0- 0	0- 0			
2- 11	0- 0	0- 1	NON-CONFERENCE	0- 3	0- 2	2- 5			
1- 4	0- 0	0- 0	HOME	0- 0	0- 1	1- 3			
1- 7	0- 0	0- 1	AWAY	0- 3	0- 1	1- 2			
0- 0	0- 0	0- 0	NEUTRAL	0- 0	0- 0	0- 0			
1- 12	0- 0	0- 0	CONFERENCE	0- 2	0- 0	1- 10			
1- 5	0- 0	0- 0	HOME	0- 1	0- 0	1- 4			
0- 7	0- 0	0- 0	AWAY	0- 1	0- 0	0- 6			
0- 0	0- 0	0- 0	NEUTRAL	0- 0	0- 0	0- 0			

RPI S	Opponent	Score	RPI S	Opponent	Score	RPI S	Opponent	Score	RPI S	Opponent	Score	Team's RPI: 318
41	A Clemson	26 68	60	A Belmont	43 83	131	A Morehead St.	44 79				
			70	A FGCU	40 82	133	H UT Martin	53 62				
			70	H FGCU	46 80	154	H Tennessee Tech	52 67				
			81	A Cincinnati	55 71	182	H North Ala.	60 81				
			97	A Georgia	45 77	194	A Stetson	49 76				
						194	H Stetson	65 80				
						199	H Jacksonville St.	46 58				
						216	A Liberty	60 74				
						216	H Liberty	60 77				
						231	A Jacksonville	47 62				
						231	H Jacksonville	61 58				
						260	A Austin Peay	58 70				
						267	A Murray St.	61 97				
						268	A North Florida	66 72				
						268	H North Florida	53 68				
						288	H Col. of Charleston	63 65				
						289	A Alabama A&M	62 58				
						293	A Kennesaw St.	36 67				
						297	H Tennessee St.	64 62				
						325	A NJIT	67 80				
LAST 12 Division I GAMES:												
70	H FGCU	46 80	216	H Liberty	60 77							
293	A Kennesaw St.	36 67	194	A Stetson	49 76							
216	A Liberty	60 74	70	A FGCU	40 82							
231	H Jacksonville	61 58	325	A NJIT	67 80							
268	A North Florida	66 72	194	H Stetson	65 80							
182	H North Ala.	60 81	268	H North Florida	53 68							

Non-Div I Games:

Lipscomb

■ Loss, 
 ■ Non-Conf, 
 ■ S Site, 
 ■ H Home 
 ■ A Away 
 N Neutral



Little Rock

Through Games Of Feb. 25, 2019

Average RPI Win:	170	WON-LOST	WINNING	LAST 10	STRENGTH OF	OPP. STRENGTH	TEAM	ADJ.	CONF.	ADJ CONF.
Average RPI Loss:	80	RECORD	PCT. RANK	GAMES	SCHEDULE	OF SCHEDULE	RPI	RPI	RPI	RPI
DIV. I ONLY	15- 10	118	0- 1	39	109	68	68	12	12	
DIV. I NON-CONF.	4- 7	228	0- 0	44	17	138	138	14	14	
TOTALS	RPI 1-25	RPI 26-50	W-L RECORDS	RPI 51-100	RPI 101-150	RPI 150+				
15- 10	0- 2	0- 2	OVERALL	5- 3	1- 1	9- 2				
8- 5	0- 2	0- 2	HOME	3- 0	0- 1	5- 0				
7- 5	0- 0	0- 0	AWAY	2- 3	1- 0	4- 2				
0- 0	0- 0	0- 0	NEUTRAL	0- 0	0- 0	0- 0				
4- 7	0- 2	0- 2	NON-CONFERENCE	0- 2	0- 1	4- 0				
1- 5	0- 2	0- 2	HOME	0- 0	0- 1	1- 0				
3- 2	0- 0	0- 0	AWAY	0- 2	0- 0	3- 0				
0- 0	0- 0	0- 0	NEUTRAL	0- 0	0- 0	0- 0				
11- 3	0- 0	0- 0	CONFERENCE	5- 1	1- 0	5- 2				
7- 0	0- 0	0- 0	HOME	3- 0	0- 0	4- 0				
4- 3	0- 0	0- 0	AWAY	2- 1	1- 0	1- 2				
0- 0	0- 0	0- 0	NEUTRAL	0- 0	0- 0	0- 0				

RPI 1-25				RPI 26-50				RPI 51-100				Team's RPI: 68	RPI 101+			
RPI	S	Opponent	Score	RPI	S	Opponent	Score	RPI	S	Opponent	Score		RPI	S	Opponent	Score
9	H	Mississippi St.	63 98	35	H	Rice	65 79	67	A	LSU	45 60		120	H	Western Ky.	56 68
22	H	Texas A&M	40 61	37	H	Kansas St.	47 53	69	A	Missouri St.	44 48		142	A	Appalachian St.	74 59
								94	A	UT Arlington	62 61		157	A	Tulsa	63 53
								94	H	UT Arlington	68 65		162	A	Coastal Caro.	60 47
								96	A	Troy	66 71		168	A	Texas St.	48 50
								96	H	Troy	76 72		168	H	Texas St.	62 47
								100	A	South Alabama	65 42		172	A	Louisiana Tech	69 58
								100	H	South Alabama	47 44		175	A	Arkansas St.	58 62
													175	H	Arkansas St.	68 55
													209	A	Memphis	63 60
													258	H	Louisiana	62 48
													304	H	Fla. Atlantic	61 38
													316	H	La.-Monroe	63 44
LAST 12 Division I GAMES:																
				175	A	Arkansas St.	58 62						142	A	Appalachian St.	74 59
				168	A	Texas St.	48 50						162	A	Coastal Caro.	60 47
				94	A	UT Arlington	62 61						94	H	UT Arlington	68 65
				100	H	South Alabama	47 44						168	H	Texas St.	62 47
				96	H	Troy	76 72						100	A	South Alabama	65 42
				175	H	Arkansas St.	68 55						96	A	Troy	66 71

Non-Div I Games:

Little Rock

Loss, Non-Conf, S Site, H Home A Away N Neutral



Average RPI Win:	255	WON-LOST	WINNING	LAST 10	STRENGTH OF	OPP. STRENGTH	TEAM	ADJ.	CONF.	ADJ CONF.
Average RPI Loss:	207	RECORD	PCT. RANK	GAMES	SCHEDULE	OF SCHEDULE	RPI	RPI	RPI	RPI
DIV. I ONLY	3- 22	338	0- 1	217	338	336	336	28	28	
DIV. I NON-CONF.	1- 9	326	0- 0	157	342	332	332	29	29	
TOTALS	RPI 1-25	RPI 26-50	W-L RECORDS	RPI 51-100	RPI 101-150	RPI 150+				
3- 22	0- 0	0- 0	OVERALL	0- 3	0- 3	3- 16				
3- 10	0- 0	0- 0	HOME	0- 1	0- 1	3- 8				
0- 11	0- 0	0- 0	AWAY	0- 2	0- 2	0- 7				
0- 1	0- 0	0- 0	NEUTRAL	0- 0	0- 0	0- 1				
1- 9	0- 0	0- 0	NON-CONFERENCE	0- 1	0- 2	1- 6				
1- 4	0- 0	0- 0	HOME	0- 0	0- 0	1- 4				
0- 4	0- 0	0- 0	AWAY	0- 1	0- 2	0- 1				
0- 1	0- 0	0- 0	NEUTRAL	0- 0	0- 0	0- 1				
2- 13	0- 0	0- 0	CONFERENCE	0- 2	0- 1	2- 10				
2- 6	0- 0	0- 0	HOME	0- 1	0- 1	2- 4				
0- 7	0- 0	0- 0	AWAY	0- 1	0- 0	0- 6				
0- 0	0- 0	0- 0	NEUTRAL	0- 0	0- 0	0- 0				

RPI S	Opponent	Score	RPI S	Opponent	Score	RPI S	Opponent	Score	RPI S	Opponent	Score	Team's RPI: 336
						62	A Virginia Tech	39 93	101	A VCU	55 84	
						85	A Radford	52 81	118	H High Point	54 65	
						85	H Radford	34 68	121	A UNCW	33 35	
									183	A UNC Asheville	55 80	
									183	H UNC Asheville	57 68	
									193	H UMES	83 71	
									204	H Eastern Mich.	45 64	
									208	A Hampton	40 66	
									208	H Hampton	70 86	
									219	H Campbell	60 66	
									223	N East Carolina	52 61	
									229	A Gardner-Webb	78 80	
									229	H Gardner-Webb	85 79	
									230	H Saint Francis (PA)	88 91	
									259	H Wofford	72 101	
									264	A Norfolk St.	42 74	
									279	A Winthrop	69 77	
									300	H Charleston So.	74 81	
									311	H Wagner	60 86	
									330	A Presbyterian	66 81	
									344	A USC Upstate	67 72	
									344	H USC Upstate	80 58	
LAST 12 Division I GAMES:												
208	H Hampton	70 86	229	H Gardner-Webb	85 79							
183	H UNC Asheville	57 68	219	H Campbell	60 66							
85	A Radford	52 81	344	A USC Upstate	67 72							
344	H USC Upstate	80 58	183	A UNC Asheville	55 80							
229	A Gardner-Webb	78 80	85	H Radford	34 68							
118	H High Point	54 65	208	A Hampton	40 66							

Non-Div I Games:

Longwood

■ Loss, 
 ■ Non-Conf, 
 ■ S Site, 
 ■ H Home 
 ■ A Away 
 N Neutral

Average RPI Win:	256	WON-LOST	WINNING	LAST 10	STRENGTH OF	OPP. STRENGTH	TEAM	ADJ.	CONF.	ADJ CONF.
Average RPI Loss:	137	RECORD	PCT. RANK	GAMES	SCHEDULE	OF SCHEDULE	RPI	RPI	RPI	RPI
DIV. I ONLY	7- 17	278	0- 1	149	172	258	258	12	12	
DIV. I NON-CONF.	2- 8	293	0- 0	126	192	263	263	14	14	
TOTALS	RPI 1-25	RPI 26-50	W-L RECORDS	RPI 51-100	RPI 101-150	RPI 150+				
7- 17	0- 1	0- 1	OVERALL	0- 6	2- 1	5- 8				
5- 6	0- 0	0- 0	HOME	0- 3	2- 0	3- 3				
2- 10	0- 1	0- 1	AWAY	0- 3	0- 1	2- 4				
0- 1	0- 0	0- 0	NEUTRAL	0- 0	0- 0	0- 1				
2- 8	0- 1	0- 1	NON-CONFERENCE	0- 2	0- 0	2- 4				
1- 3	0- 0	0- 0	HOME	0- 2	0- 0	1- 1				
1- 4	0- 1	0- 1	AWAY	0- 0	0- 0	1- 2				
0- 1	0- 0	0- 0	NEUTRAL	0- 0	0- 0	0- 1				
5- 9	0- 0	0- 0	CONFERENCE	0- 4	2- 1	3- 4				
4- 3	0- 0	0- 0	HOME	0- 1	2- 0	2- 2				
1- 6	0- 0	0- 0	AWAY	0- 3	0- 1	1- 2				
0- 0	0- 0	0- 0	NEUTRAL	0- 0	0- 0	0- 0				

RPI 1-25				RPI 26-50				RPI 51-100				RPI 101+				Team's RPI: 258	
RPI	S	Opponent	Score	RPI	S	Opponent	Score	RPI	S	Opponent	Score	RPI	S	Opponent	Score		
9	A	Mississippi St.	36 104	47	A	Auburn	59 71	59	H	Lamar University	77 79	134	A	Georgia St.	71 74		
								67	H	LSU	54 76	134	H	Georgia St.	57 54		
								68	A	Little Rock	48 62	142	H	Appalachian St.	73 55		
								94	H	UT Arlington	61 76	162	H	Coastal Caro.	58 76		
								96	A	Troy	64 90	168	H	Texas St.	65 71		
								100	A	South Alabama	60 83	175	A	Arkansas St.	75 87		
												184	H	Sam Houston St.	62 68		
												205	A	Ole Miss	57 79		
												225	A	UTRGV	60 75		
												245	N	A&M-Corpus Christi	63 64		
												277	H	Jackson St.	68 61		
												283	A	Ga. Southern	71 79		
												283	H	Ga. Southern	59 48		
												316	A	La.-Monroe	55 52		
												316	H	La.-Monroe	52 45		
												323	A	McNeese	70 59		
LAST 12 Division I GAMES:																	
168	H	Texas St.	65 71	94	H	UT Arlington	61 76										
316	A	La.-Monroe	55 52	96	A	Troy	64 90										
134	A	Georgia St.	71 74	100	A	South Alabama	60 83										
283	A	Ga. Southern	71 79	316	H	La.-Monroe	52 45										
162	H	Coastal Caro.	58 76	283	H	Ga. Southern	59 48										
142	H	Appalachian St.	73 55	134	H	Georgia St.	57 54										

Non-Div I Games: Dillard

69 72

Louisiana

■ Loss, 
 ■ Non-Conf, 
 ■ S Site, 
 ■ Home 
 ■ A Away 
 N Neutral

2019-2020				Through Games Of Feb. 13, 2019						
Average RPI Win:	212	WON-LOST	WINNING	LAST 10	STRENGTH OF	OPP. STRENGTH	TEAM	ADJ.	CONF.	ADJ CONF.
Average RPI Loss:	140	RECORD	PCT. RANK	GAMES	SCHEDULE	OF SCHEDULE	RPI	RPI	RPI	RPI
DIV. I ONLY	13- 13	170	1- 0	187	119	172	172	14	14	
DIV. I NON-CONF.	7- 5	132	1- 0	250	80	146	146	17	17	
-----										
TOTALS	RPI 1-25	RPI 26-50		W-L RECORDS		RPI 51-100	RPI 101-150	RPI 150+		
13- 13	0- 1	0- 1		OVERALL		1- 4	3- 1	9- 6		
7- 4	0- 0	0- 1		HOME		1- 2	1- 0	5- 1		
5- 8	0- 1	0- 0		AWAY		0- 1	1- 1	4- 5		
1- 1	0- 0	0- 0		NEUTRAL		0- 1	1- 0	0- 0		
7- 5	0- 1	0- 0		NON-CONFERENCE		1- 2	1- 0	5- 2		
3- 1	0- 0	0- 0		HOME		1- 1	0- 0	2- 0		
3- 3	0- 1	0- 0		AWAY		0- 0	0- 0	3- 2		
1- 1	0- 0	0- 0		NEUTRAL		0- 1	1- 0	0- 0		
6- 8	0- 0	0- 1		CONFERENCE		0- 2	2- 1	4- 4		
4- 3	0- 0	0- 1		HOME		0- 1	1- 0	3- 1		
2- 5	0- 0	0- 0		AWAY		0- 1	1- 1	1- 3		
0- 0	0- 0	0- 0		NEUTRAL		0- 0	0- 0	0- 0		

RPI 1-25				RPI 26-50				RPI 51-100				RPI 101+ Team's RPI: 172			
RPI	S	Opponent	Score	RPI	S	Opponent	Score	RPI	S	Opponent	Score	RPI	S	Opponent	Score
19	A	Arizona St.	44 80	35	H	Rice	51 61	61	A	Middle Tenn.	38 75	103	A	UAB	73 68
								68	H	Little Rock	58 69	117	H	Charlotte	88 51
								69	N	Missouri St.	70 82	120	A	Western Ky.	76 81
								87	H	Old Dominion	59 70	147	N	Alabama	79 62
								90	H	Houston	100 88	175	A	Arkansas St.	80 70
												176	H	North Texas	54 65
												181	A	Southern Miss.	70 74
												181	H	Southern Miss.	106 85
												202	A	Marshall	88 90
												205	H	Ole Miss	80 71
												209	A	Memphis	66 50
												240	A	UMKC	70 80
												255	A	Wichita St.	56 70
												278	A	UTEP	74 64
												304	H	Fla. Atlantic	86 55
												305	A	UTSA	68 70
												306	H	Southeastern La.	72 53
												315	H	FIU	90 72
												323	A	McNeese	89 48
LAST 12 Division I GAMES:															
				147	N	Alabama	79 62	304	H	Fla. Atlantic	86 55				
				181	A	Southern Miss.	70 74	120	A	Western Ky.	76 81				
				305	A	UTSA	68 70	202	A	Marshall	88 90				
				278	A	UTEP	74 64	117	H	Charlotte	88 51				
				181	H	Southern Miss.	106 85	87	H	Old Dominion	59 70				
				315	H	FIU	90 72	61	A	Middle Tenn.	38 75				

Non-Div I Games: LSU-Alexandria 112 70

Louisiana Tech

Loss, Non-Conf, S Site, H Home A Away N Neutral

2015-16				Through Games Of Feb. 15, 2016						
Average RPI Win:	87	WON-LOST	WINNING	LAST 10	STRENGTH OF	OPP. STRENGTH	TEAM	ADJ.	CONF.	ADJ CONF.
Average RPI Loss:	10	RECORD	PCT. RANK	GAMES	SCHEDULE	OF SCHEDULE	RPI	RPI	RPI	RPI
DIV. I ONLY	25- 2	2	1- 0	11	1	3	3	1	1	
DIV. I NON-CONF.	13- 0	1	0- 0	15	24	2	2	1	1	
TOTALS	RPI 1-25		RPI 26-50	W-L RECORDS	RPI 51-100	RPI 101-150	RPI 150+			
25- 2	6- 2		4- 0	OVERALL	6- 0	6- 0	3- 0			
13- 1	3- 1		3- 0	HOME	2- 0	3- 0	2- 0			
10- 1	2- 1		1- 0	AWAY	4- 0	2- 0	1- 0			
2- 0	1- 0		0- 0	NEUTRAL	0- 0	1- 0	0- 0			
13- 0	4- 0		1- 0	NON-CONFERENCE	2- 0	3- 0	3- 0			
7- 0	2- 0		1- 0	HOME	1- 0	1- 0	2- 0			
4- 0	1- 0		0- 0	AWAY	1- 0	1- 0	1- 0			
2- 0	1- 0		0- 0	NEUTRAL	0- 0	1- 0	0- 0			
12- 2	2- 2		3- 0	CONFERENCE	4- 0	3- 0	0- 0			
6- 1	1- 1		2- 0	HOME	1- 0	2- 0	0- 0			
6- 1	1- 1		1- 0	AWAY	3- 0	1- 0	0- 0			
0- 0	0- 0		0- 0	NEUTRAL	0- 0	0- 0	0- 0			

RPI	S	Opponent	Score	RPI	S	Opponent	Score	RPI	S	Opponent	Score	RPI	S	Opponent	Score
1	A	Notre Dame	68 82	31	H	North Carolina	73 66	57	A	Boise St.	74 55	113	N	Hartford	86 69
5	H	UConn	78 69	40	H	Georgia Tech	61 44	62	A	Virginia Tech	72 63	114	H	Boston College	87 51
12	H	Syracuse	76 51	41	A	Clemson	76 44	84	A	Duke	73 51	120	A	Western Ky.	102 80
17	H	Kentucky	80 75	42	H	Miami (OH)	95 73	86	H	Nebraska	85 68	125	H	Pittsburgh	70 42
18	H	Miami (FL)	73 79					99	A	Virginia	71 49	128	A	Wake Forest	73 49
19	N	Arizona St.	58 56					99	H	Virginia	91 43	133	H	UT Martin	102 62
20	A	Florida St.	68 49									163	A	Chattanooga	75 49
23	A	Central Mich.	72 68									251	H	Northern Ky.	92 59
												297	H	Tennessee St.	107 52
LAST 12 Division I GAMES:															
114	H	Boston College	87 51	5	H	UConn	78 69								
99	A	Virginia	71 49	125	H	Pittsburgh	70 42								
18	H	Miami (FL)	73 79	20	A	Florida St.	68 49								
62	A	Virginia Tech	72 63	128	A	Wake Forest	73 49								
12	H	Syracuse	76 51	99	H	Virginia	91 43								
41	A	Clemson	76 44	40	H	Georgia Tech	61 44								

Non-Div I Games:

Louisville

■ Loss, 
■ Non-Conf, S Site, 
■ Home 
■ Away 
N Neutral

Average RPI Win:	282	WON-LOST	WINNING	LAST 10	STRENGTH OF	OPP. STRENGTH	TEAM	ADJ.	CONF.	ADJ CONF.
Average RPI Loss:	107	RECORD	PCT. RANK	GAMES	SCHEDULE	OF SCHEDULE	RPI	RPI	RPI	RPI
DIV. I ONLY	12- 14	195	0- 1	263	181	244	244	13	13	
DIV. I NON-CONF.	6- 5	143	0- 0	337	284	279	279	15	15	
TOTALS	RPI 1-25	RPI 26-50	W-L RECORDS	RPI 51-100	RPI 101-150	RPI 150+				
12- 14	0- 3	0- 0	OVERALL	0- 5	0- 1	12- 5				
8- 7	0- 2	0- 0	HOME	0- 2	0- 0	8- 3				
4- 7	0- 1	0- 0	AWAY	0- 3	0- 1	4- 2				
0- 0	0- 0	0- 0	NEUTRAL	0- 0	0- 0	0- 0				
6- 5	0- 1	0- 0	NON-CONFERENCE	0- 1	0- 1	6- 2				
4- 2	0- 1	0- 0	HOME	0- 0	0- 0	4- 1				
2- 3	0- 0	0- 0	AWAY	0- 1	0- 1	2- 1				
0- 0	0- 0	0- 0	NEUTRAL	0- 0	0- 0	0- 0				
6- 9	0- 2	0- 0	CONFERENCE	0- 4	0- 0	6- 3				
4- 5	0- 1	0- 0	HOME	0- 2	0- 0	4- 2				
2- 4	0- 1	0- 0	AWAY	0- 2	0- 0	2- 1				
0- 0	0- 0	0- 0	NEUTRAL	0- 0	0- 0	0- 0				

RPI S	Opponent	Score	RPI S	Opponent	Score	RPI S	Opponent	Score	RPI S	Opponent	Score	Team's RPI: 244
24	A Drake	60 69				69	A Missouri St.	49 84	122	A Youngstown St.	63 74	
24	H Drake	55 83				69	H Missouri St.	58 85	151	A Southern Ill.	63 74	
25	H DePaul	76 102				73	A Purdue	41 65	151	H Southern Ill.	41 64	
						91	A UNI	52 64	156	H Bradley	56 69	
						91	H UNI	65 71	160	H Illinois St.	62 59	
									188	A Indiana St.	44 36	
									188	H Indiana St.	56 54	
									217	A Bowling Green	74 88	
									240	H UMKC	74 88	
									241	H SIUE	56 43	
									269	A Western Mich.	64 53	
									314	H Valparaiso	80 54	
									332	A Evansville	71 51	
									332	H Evansville	61 56	
									333	H Detroit Mercy	52 43	
									334	H Purdue Fort Wayne	81 67	
									337	A UIC	75 60	
									350	H Chicago St.	76 40	
LAST 12 Division I GAMES:												
69	H Missouri St.	58 85	156	H Bradley	56 69							
151	H Southern Ill.	41 64	160	H Illinois St.	62 59							
332	A Evansville	71 51	151	A Southern Ill.	63 74							
188	A Indiana St.	44 36	69	A Missouri St.	49 84							
24	H Drake	55 83	188	H Indiana St.	56 54							
91	H UNI	65 71	332	H Evansville	61 56							

Non-Div I Games:

Loyola Chicago

Loyola Maryland

Through Games Of Feb. 25, 2019

Average RPI Win:	290	WON-LOST	WINNING	LAST 10	STRENGTH OF	OPP. STRENGTH	TEAM	ADJ.	CONF.	ADJ CONF.
Average RPI Loss:	162	RECORD	PCT. RANK	GAMES	SCHEDULE	OF SCHEDULE	RPI	RPI	RPI	RPI
DIV. I ONLY	4- 22	328	0- 1	130	261	296	296	18	18	
DIV. I NON-CONF.	1- 10	330	0- 1	130	258	287	287	21	21	
TOTALS	RPI 1-25	RPI 26-50	W-L RECORDS	RPI 51-100	RPI 101-150	RPI 150+				
4- 22	0- 1	0- 0	OVERALL	0- 5	0- 3	4- 13				
2- 9	0- 0	0- 0	HOME	0- 2	0- 0	2- 7				
2- 12	0- 1	0- 0	AWAY	0- 3	0- 2	2- 6				
0- 1	0- 0	0- 0	NEUTRAL	0- 0	0- 1	0- 0				
1- 10	0- 1	0- 0	NON-CONFERENCE	0- 1	0- 2	1- 6				
0- 3	0- 0	0- 0	HOME	0- 0	0- 0	0- 3				
1- 6	0- 1	0- 0	AWAY	0- 1	0- 1	1- 3				
0- 1	0- 0	0- 0	NEUTRAL	0- 0	0- 1	0- 0				
3- 12	0- 0	0- 0	CONFERENCE	0- 4	0- 1	3- 7				
2- 6	0- 0	0- 0	HOME	0- 2	0- 0	2- 4				
1- 6	0- 0	0- 0	AWAY	0- 2	0- 1	1- 3				
0- 0	0- 0	0- 0	NEUTRAL	0- 0	0- 0	0- 0				

RPI 1-25				RPI 26-50				RPI 51-100				RPI 101+ Team's RPI: 296			
RPI	S	Opponent	Score	RPI	S	Opponent	Score	RPI	S	Opponent	Score	RPI	S	Opponent	Score
13	A	Maryland	48 83					54	A	Bucknell	55 87	107	A	Towson	57 62
								54	H	Bucknell	57 75	114	N	Boston College	47 73
								77	A	American	38 82	139	A	Lehigh	42 51
								77	H	American	56 67	155	H	Boston U.	62 64
								93	A	Georgetown	30 45	170	H	William & Mary	49 65
												185	A	Holy Cross	60 78
												185	H	Holy Cross	48 58
												197	A	George Mason	38 70
												201	A	Dartmouth	41 54
												228	A	Saint Joseph's	46 49
												235	A	Monmouth	75 67
												237	H	Navy	46 58
												239	H	Mt. St. Mary's	67 77
												252	A	Colgate	64 73
												252	H	Colgate	47 58
												263	H	St. Francis Brooklyn	70 75
												273	A	Army West Point	57 69
												273	H	Army West Point	70 51
												326	A	Lafayette	55 52
												326	H	Lafayette	62 50
LAST 12 Division I GAMES:															
228	A	Saint Joseph's	46 49	273	H	Army West Point	70 51								
252	H	Colgate	47 58	139	A	Lehigh	42 51								
54	A	Bucknell	55 87	252	A	Colgate	64 73								
326	A	Lafayette	55 52	54	H	Bucknell	57 75								
77	H	American	56 67	326	H	Lafayette	62 50								
185	H	Holy Cross	48 58	77	A	American	38 82								

Non-Div I Games:

Loyola Maryland

Loss, Non-Conf, S Site, H Home A Away N Neutral



Average RPI Win:	165	WON-LOST	WINNING	LAST 10	STRENGTH OF	OPP. STRENGTH	TEAM	ADJ.	CONF.	ADJ CONF.
Average RPI Loss:	105	RECORD	PCT. RANK	GAMES	SCHEDULE	OF SCHEDULE	RPI	RPI	RPI	RPI
DIV. I ONLY	16- 12	137	1- 0	79	102	109	109	8	8	
DIV. I NON-CONF.	7- 5	132	1- 0	88	189	102	102	7	7	
TOTALS	RPI 1-25	RPI 26-50	W-L RECORDS	RPI 51-100	RPI 101-150	RPI 150+				
16- 12	0- 1	2- 2	OVERALL	4- 3	1- 2	9- 4				
9- 5	0- 1	2- 0	HOME	2- 1	0- 1	5- 2				
7- 4	0- 0	0- 1	AWAY	2- 1	1- 1	4- 1				
0- 3	0- 0	0- 1	NEUTRAL	0- 1	0- 0	0- 1				
7- 5	0- 0	1- 1	NON-CONFERENCE	2- 1	1- 0	3- 3				
4- 1	0- 0	1- 0	HOME	1- 0	0- 0	2- 1				
3- 1	0- 0	0- 0	AWAY	1- 0	1- 0	1- 1				
0- 3	0- 0	0- 1	NEUTRAL	0- 1	0- 0	0- 1				
9- 7	0- 1	1- 1	CONFERENCE	2- 2	0- 2	6- 1				
5- 4	0- 1	1- 0	HOME	1- 1	0- 1	3- 1				
4- 3	0- 0	0- 1	AWAY	1- 1	0- 1	3- 0				
0- 0	0- 0	0- 0	NEUTRAL	0- 0	0- 0	0- 0				

RPI 1-25				RPI 26-50				RPI 51-100				RPI 101+ Team's RPI: 109			
RPI	S	Opponent	Score	RPI	S	Opponent	Score	RPI	S	Opponent	Score	RPI	S	Opponent	Score
14	H	Gonzaga	53 <b>78</b>	28	A	BYU	44 <b>55</b>	51	N	Indiana	43 <b>67</b>	102	A	Pepperdine	86 <b>95</b>
				28	H	BYU	61 58	56	A	Saint Mary's (CA)	62 <b>86</b>	102	H	Pepperdine	55 <b>73</b>
				33	H	UCLA	69 63	56	H	Saint Mary's (CA)	69 56	150	A	CSUN	72 53
				34	N	South Dakota	40 <b>67</b>	72	A	Arizona	66 64	159	A	Denver	75 <b>104</b>
								82	H	UC Davis	60 53	169	A	Santa Clara	69 60
								95	A	Pacific	72 67	169	H	Santa Clara	75 <b>83</b>
								95	H	Pacific	75 <b>81</b>	178	H	Portland	76 58
												198	H	Robert Morris	61 53
												202	N	Grambling	61 <b>62</b>
												246	A	San Francisco	73 66
												246	H	San Francisco	66 58
												248	H	Northern Ariz.	62 <b>63</b>
												256	A	San Diego	69 52
												256	H	San Diego	83 57
												275	H	Long Beach St.	71 62
												299	A	UC Santa Barbara	70 57
LAST 12 Division I GAMES:															
198	H	Robert Morris	61 53	256	H	San Diego	83 57	28	H	BYU	61 58				
95	H	Pacific	75 <b>81</b>	56	A	Saint Mary's (CA)	62 <b>86</b>	95	A	Pacific	72 67				
56	H	Saint Mary's (CA)	69 56	102	H	Pepperdine	55 <b>73</b>	102	A	Pepperdine	86 <b>95</b>				
246	A	San Francisco	73 66	169	A	Santa Clara	69 60	169	H	Santa Clara	75 <b>83</b>				

Non-Div I Games:

Loyola Marymount

■ Loss, 
 ■ Non-Conf, 
 ■ S Site, 
 ■ H Home 
 ■ A Away 
 N Neutral

Average RPI Win:	215	WON-LOST	WINNING	LAST 10	STRENGTH OF	OPP. STRENGTH	TEAM	ADJ.	CONF.	ADJ CONF.
Average RPI Loss:	96	RECORD	PCT. RANK	GAMES	SCHEDULE	OF SCHEDULE	RPI	RPI	RPI	RPI
DIV. I ONLY	20- 7	49	0- 1	125	201	58	58	23	23	
DIV. I NON-CONF.	7- 6	153	0- 1	42	71	54	54	25	25	
TOTALS	RPI 1-25	RPI 26-50	W-L RECORDS	RPI 51-100	RPI 101-150	RPI 150+				
20- 7	0- 1	1- 0	OVERALL	3- 2	1- 3	15- 1				
10- 1	0- 0	0- 0	HOME	1- 1	1- 0	8- 0				
8- 5	0- 1	1- 0	AWAY	1- 1	0- 3	6- 0				
2- 1	0- 0	0- 0	NEUTRAL	1- 0	0- 0	1- 1				
7- 6	0- 1	1- 0	NON-CONFERENCE	3- 2	0- 2	3- 1				
2- 1	0- 0	0- 0	HOME	1- 1	0- 0	1- 0				
3- 4	0- 1	1- 0	AWAY	1- 1	0- 2	1- 0				
2- 1	0- 0	0- 0	NEUTRAL	1- 0	0- 0	1- 1				
13- 1	0- 0	0- 0	CONFERENCE	0- 0	1- 1	12- 0				
8- 0	0- 0	0- 0	HOME	0- 0	1- 0	7- 0				
5- 1	0- 0	0- 0	AWAY	0- 0	0- 1	5- 0				
0- 0	0- 0	0- 0	NEUTRAL	0- 0	0- 0	0- 0				

RPI 1-25				RPI 26-50				RPI 51-100				RPI 101+			
RPI	S	Opponent	Score	RPI	S	Opponent	Score	RPI	S	Opponent	Score	RPI	S	Opponent	Score
8	A	NC State	46 84	31	A	North Carolina	85 73	63	N	Penn	47 46	112	A	Northeastern	55 63
								74	A	Green Bay	39 70	113	A	Hartford	46 49
								79	A	Harvard	67 60	113	H	Hartford	78 58
								80	H	Toledo	73 59	116	A	Fordham	64 72
								84	H	Duke	63 66	152	A	Stony Brook	68 54
												152	H	Stony Brook	71 61
												163	N	Chattanooga	61 66
												192	N	N.C. A&T	58 52
												247	H	Binghamton	95 66
												249	A	Albany (NY)	67 61
												249	H	Albany (NY)	76 65
												272	H	Brown	102 96
												281	A	Vermont	63 51
												281	H	Vermont	66 45
												298	A	Bryant	74 57
												310	A	New Hampshire	69 45
												310	H	New Hampshire	67 46
												312	A	UMBC	58 45
												312	H	UMBC	84 44
												324	H	UMass Lowell	79 45
LAST 12 Division I GAMES:															
163	N	Chattanooga	61 66	310	A	New Hampshire	69 45								
152	H	Stony Brook	71 61	324	H	UMass Lowell	79 45								
249	A	Albany (NY)	67 61	247	H	Binghamton	95 66								
113	H	Hartford	78 58	152	A	Stony Brook	68 54								
312	A	UMBC	58 45	113	A	Hartford	46 49								
281	H	Vermont	66 45	249	H	Albany (NY)	76 65								

Non-Div I Games:

Maine

Average RPI Win:	<b>289</b>	WON-LOST	WINNING	LAST 10	STRENGTH OF	OPP. STRENGTH	TEAM	ADJ.	CONF.	ADJ CONF.
Average RPI Loss:	<b>195</b>	RECORD	PCT. RANK	GAMES	SCHEDULE	OF SCHEDULE	RPI	RPI	RPI	RPI
DIV. I ONLY	<b>10- 17</b>	<b>250</b>	<b>1- 0</b>	<b>239</b>	<b>335</b>	<b>284</b>	<b>284</b>	<b>26</b>	<b>26</b>	
DIV. I NON-CONF.	<b>2- 9</b>	<b>297</b>	<b>0- 0</b>	<b>159</b>	<b>348</b>	<b>322</b>	<b>322</b>	<b>27</b>	<b>27</b>	
TOTALS	RPI 1-25	RPI 26-50	W-L RECORDS	RPI 51-100	RPI 101-150	RPI 150+				
10- 17	0- 0	0- 0	OVERALL	0- 3	1- 2	9- 12				
6- 9	0- 0	0- 0	HOME	0- 3	0- 1	6- 5				
4- 8	0- 0	0- 0	AWAY	0- 0	1- 1	3- 7				
0- 0	0- 0	0- 0	NEUTRAL	0- 0	0- 0	0- 0				
2- 9	0- 0	0- 0	NON-CONFERENCE	0- 2	0- 1	2- 6				
2- 5	0- 0	0- 0	HOME	0- 2	0- 0	2- 3				
0- 4	0- 0	0- 0	AWAY	0- 0	0- 1	0- 3				
0- 0	0- 0	0- 0	NEUTRAL	0- 0	0- 0	0- 0				
8- 8	0- 0	0- 0	CONFERENCE	0- 1	1- 1	7- 6				
4- 4	0- 0	0- 0	HOME	0- 1	0- 1	4- 2				
4- 4	0- 0	0- 0	AWAY	0- 0	1- 0	3- 4				
0- 0	0- 0	0- 0	NEUTRAL	0- 0	0- 0	0- 0				

RPI S	Opponent	Score	RPI S	Opponent	Score	RPI S	Opponent	Score	RPI S	Opponent	Score	Team's RPI: 284
						52	H Quinnipiac	39 <b>64</b>	116	A Fordham	61 <b>65</b>	
						64	H Wright St.	44 <b>60</b>	136	A Marist	69 51	
						66	H Drexel	39 <b>53</b>	136	H Marist	51 <b>62</b>	
									152	H Stony Brook	48 <b>79</b>	
									179	A Rider	60 57	
									179	H Rider	63 <b>73</b>	
									185	A Holy Cross	53 <b>61</b>	
									215	H Sacred Heart	46 <b>74</b>	
									235	A Monmouth	63 <b>71</b>	
									249	A Albany (NY)	54 <b>60</b>	
									261	A Niagara	51 <b>61</b>	
									261	H Niagara	54 <b>58</b>	
									263	A St. Francis Brooklyn	65 <b>73</b>	
									270	A Siena	56 <b>62</b>	
									270	H Siena	52 48	
									282	A Canisius	44 <b>47</b>	
									292	H Fairfield	47 41	
									326	H Lafayette	60 49	
									331	A Iona	54 52	
									331	H Iona	55 33	
									333	H Detroit Mercy	56 <b>58</b>	
									340	A Saint Peter's	62 44	
									340	H Saint Peter's	62 46	
									346	H LIU Brooklyn	61 46	
LAST 12 Division I GAMES:												
340	H Saint Peter's	62 46	136	H Marist	51 <b>62</b>							
331	A Iona	54 52	270	H Siena	52 48							
179	A Rider	60 57	292	H Fairfield	47 41							
52	H Quinnipiac	39 <b>64</b>	136	A Marist	69 51							
235	A Monmouth	63 <b>71</b>	261	H Niagara	54 <b>58</b>							
340	A Saint Peter's	62 44	179	H Rider	63 <b>73</b>							

Non-Div I Games:

Manhattan

■ Loss, 
 ■ Non-Conf, 
 ■ S Site, 
 ■ H Home 
 ■ A Away 
 N Neutral

Average RPI Win:	246	WON-LOST	WINNING	LAST 10	STRENGTH OF	OPP. STRENGTH	TEAM	ADJ.	CONF.	ADJ CONF.
Average RPI Loss:	133	RECORD	PCT. RANK	GAMES	SCHEDULE	OF SCHEDULE	RPI	RPI	RPI	RPI
DIV. I ONLY	19- 9	81	0- 1	240	236	136	136	26	26	
DIV. I NON-CONF.	8- 4	91	0- 0	212	104	105	105	27	27	
TOTALS	RPI 1-25	RPI 26-50	W-L RECORDS	RPI 51-100	RPI 101-150	RPI 150+				
19- 9	0- 0	0- 0	OVERALL	0- 5	1- 0	18- 4				
8- 4	0- 0	0- 0	HOME	0- 1	1- 0	7- 3				
9- 4	0- 0	0- 0	AWAY	0- 3	0- 0	9- 1				
2- 1	0- 0	0- 0	NEUTRAL	0- 1	0- 0	2- 0				
8- 4	0- 0	0- 0	NON-CONFERENCE	0- 3	1- 0	7- 1				
3- 1	0- 0	0- 0	HOME	0- 0	1- 0	2- 1				
3- 2	0- 0	0- 0	AWAY	0- 2	0- 0	3- 0				
2- 1	0- 0	0- 0	NEUTRAL	0- 1	0- 0	2- 0				
11- 5	0- 0	0- 0	CONFERENCE	0- 2	0- 0	11- 3				
5- 3	0- 0	0- 0	HOME	0- 1	0- 0	5- 2				
6- 2	0- 0	0- 0	AWAY	0- 1	0- 0	6- 1				
0- 0	0- 0	0- 0	NEUTRAL	0- 0	0- 0	0- 0				

RPI S	Opponent	Score	RPI S	Opponent	Score	RPI S	Opponent	Score	RPI S	Opponent	Score	Team's RPI: 136
						52	A Quinnipiac	66 78	112	H Northeastern	90 84	
						52	H Quinnipiac	69 76	155	H Boston U.	68 57	
						64	N Wright St.	60 76	161	H Temple	74 68	
						76	A Princeton	57 60	179	A Rider	64 70	
						84	A Duke	56 64	179	H Rider	58 68	
									194	N Stetson	76 69	
									213	A Elon	61 57	
									221	N Hofstra	71 57	
									227	H Massachusetts	55 70	
									235	H Monmouth	69 45	
									237	A Navy	72 48	
									249	A Albany (NY)	74 56	
									261	A Niagara	87 58	
									270	A Siena	73 58	
									270	H Siena	88 59	
									282	A Canisius	71 66	
									282	H Canisius	66 50	
									284	A Manhattan	62 51	
									284	H Manhattan	51 69	
									292	A Fairfield	56 46	
									292	H Fairfield	85 44	
									331	H Iona	76 36	
									340	A Saint Peter's	62 42	
LAST 12 Division I GAMES:												
			52	A Quinnipiac	66 78	179	H Rider	58 68				
			292	H Fairfield	85 44	284	H Manhattan	51 69				
			282	H Canisius	66 50	340	A Saint Peter's	62 42				
			179	A Rider	64 70	331	H Iona	76 36				
			284	A Manhattan	62 51	270	H Siena	88 59				
			270	A Siena	73 58	235	H Monmouth	69 45				

Non-Div I Games:

Marist

■ Loss, 
■ Non-Conf, 
■ S Site, 
■ H Home 
■ A Away 
N Neutral

Average RPI Win:	115	WON-LOST	WINNING	LAST 10	STRENGTH OF	OPP. STRENGTH	TEAM	ADJ.	CONF.	ADJ CONF.
Average RPI Loss:	37	RECORD	PCT. RANK	GAMES	SCHEDULE	OF SCHEDULE	RPI	RPI	RPI	RPI
DIV. I ONLY	23- 5	20	1- 0	17	49	10	10	6	6	
DIV. I NON-CONF.	9- 3	61	1- 0	19	34	18	18	5	5	
TOTALS	RPI 1-25	RPI 26-50	W-L RECORDS	RPI 51-100	RPI 101-150	RPI 150+				
23- 5	2- 3	2- 0	OVERALL	7- 1	7- 1	5- 0				
15- 2	1- 1	2- 0	HOME	4- 1	5- 0	3- 0				
8- 3	1- 2	0- 0	AWAY	3- 0	2- 1	2- 0				
0- 0	0- 0	0- 0	NEUTRAL	0- 0	0- 0	0- 0				
9- 3	0- 3	2- 0	NON-CONFERENCE	2- 0	2- 0	3- 0				
7- 1	0- 1	2- 0	HOME	2- 0	1- 0	2- 0				
2- 2	0- 2	0- 0	AWAY	0- 0	1- 0	1- 0				
0- 0	0- 0	0- 0	NEUTRAL	0- 0	0- 0	0- 0				
14- 2	2- 0	0- 0	CONFERENCE	5- 1	5- 1	2- 0				
8- 1	1- 0	0- 0	HOME	2- 1	4- 0	1- 0				
6- 1	1- 0	0- 0	AWAY	3- 0	1- 1	1- 0				
0- 0	0- 0	0- 0	NEUTRAL	0- 0	0- 0	0- 0				

RPI S	Opponent	Score	RPI S	Opponent	Score	RPI S	Opponent	Score	RPI S	Opponent	Score
1	H Notre Dame	63 87	29	H South Dakota St.	91 52	53	A Villanova	91 55	104	A St. John's (NY)	74 81
9	A Mississippi St.	82 87	45	H Michigan	85 74	53	H Villanova	93 55	104	H St. John's (NY)	83 73
18	A Miami (FL)	55 63				55	A Butler	87 58	105	H Creighton	85 67
25	A DePaul	93 87				55	H Butler	57 61	111	H Providence	85 46
25	H DePaul	96 63				74	H Green Bay	80 54	119	A Northwestern	76 57
						91	H UNI	102 61	135	H Montana St.	100 52
						93	A Georgetown	72 62	140	A Seton Hall	109 63
						93	H Georgetown	59 52	140	H Seton Hall	96 60
									186	A Xavier	90 44
									186	H Xavier	79 53
									195	A Milwaukee	83 74
									247	H Binghamton	93 40
									337	H UIC	96 32
LAST 12 Division I GAMES:											
91	H UNI	102 61	53	H Villanova	93 55						
18	A Miami (FL)	55 63	93	H Georgetown	59 52						
186	H Xavier	79 53	25	A DePaul	93 87						
55	H Butler	57 61	55	A Butler	87 58						
140	A Seton Hall	109 63	186	A Xavier	90 44						
104	A St. John's (NY)	74 81	104	H St. John's (NY)	83 73						

Non-Div I Games:

Marquette

Average RPI Win: <b>243</b>	WON-LOST	WINNING	LAST 10	STRENGTH OF	OPP. STRENGTH	TEAM	ADJ.	CONF.	ADJ CONF.
Average RPI Loss: <b>132</b>	RECORD	PCT. RANK	GAMES	SCHEDULE	OF SCHEDULE	RPI	RPI	RPI	RPI
DIV. I ONLY	<b>14- 12</b>	<b>154</b>	<b>0- 1</b>	<b>293</b>	<b>131</b>	<b>202</b>	<b>202</b>	<b>14</b>	<b>14</b>
DIV. I NON-CONF.	<b>5- 7</b>	<b>206</b>	<b>0- 0</b>	<b>341</b>	<b>185</b>	<b>325</b>	<b>325</b>	<b>17</b>	<b>17</b>
TOTALS	RPI 1-25	RPI 26-50	W-L RECORDS	RPI 51-100	RPI 101-150	RPI 150+			
14- 12	0- 0	0- 2	OVERALL	2- 0	1- 5	11- 5			
9- 5	0- 0	0- 1	HOME	1- 0	1- 2	7- 2			
5- 7	0- 0	0- 1	AWAY	1- 0	0- 3	4- 3			
0- 0	0- 0	0- 0	NEUTRAL	0- 0	0- 0	0- 0			
5- 7	0- 0	0- 1	NON-CONFERENCE	0- 0	0- 2	5- 4			
5- 2	0- 0	0- 0	HOME	0- 0	0- 1	5- 1			
0- 5	0- 0	0- 1	AWAY	0- 0	0- 1	0- 3			
0- 0	0- 0	0- 0	NEUTRAL	0- 0	0- 0	0- 0			
9- 5	0- 0	0- 1	CONFERENCE	2- 0	1- 3	6- 1			
4- 3	0- 0	0- 1	HOME	1- 0	1- 1	2- 1			
5- 2	0- 0	0- 0	AWAY	1- 0	0- 2	4- 0			
0- 0	0- 0	0- 0	NEUTRAL	0- 0	0- 0	0- 0			

RPI 1-25			RPI 26-50			RPI 51-100			RPI 101+			Team's RPI: 202
RPI	S	Opponent	Score	RPI	S	Opponent	Score	RPI	S	Opponent	Score	
				35	H	Rice	67 <b>79</b>	61	A	Middle Tenn.	59 53	
				41	A	Clemson	54 <b>68</b>	87	H	Old Dominion	57 48	
LAST 12 Division I GAMES:												
				120	H	Western Ky.	66 <b>69</b>	278	A	UTEP	63 60	
				61	A	Middle Tenn.	59 53	181	H	Southern Miss.	52 <b>64</b>	
				103	A	UAB	59 <b>77</b>	172	H	Louisiana Tech	90 88	
				35	H	Rice	67 <b>79</b>	315	A	FIU	86 58	
				176	H	North Texas	67 55	304	A	Fla. Atlantic	72 67	
				305	A	UTSA	79 72	120	A	Western Ky.	55 <b>85</b>	
								328	H	Coppin St.	88 67	
								332	H	Evansville	72 65	
								342	H	Delaware St.	75 63	

Non-Div I Games: Bluefield St. 82 29

Marshall

Maryland

Through Games Of Feb. 25, 2019

Average RPI Win:	131	WON-LOST	WINNING	LAST 10	STRENGTH OF	OPP. STRENGTH	TEAM	ADJ.	CONF.	ADJ CONF.
Average RPI Loss:	24	RECORD	PCT. RANK	GAMES	SCHEDULE	OF SCHEDULE	RPI	RPI	RPI	RPI
DIV. I ONLY	25- 3	6	1- 0	81	35	13	13	5	5	
DIV. I NON-CONF.	11- 0	1	0- 0	209	93	24	24	6	6	
TOTALS	RPI 1-25	RPI 26-50	W-L RECORDS	RPI 51-100	RPI 101-150	RPI 150+				
25- 3	1- 1	4- 2	OVERALL	7- 0	6- 0	7- 0				
13- 1	0- 0	3- 1	HOME	2- 0	4- 0	4- 0				
10- 2	1- 1	1- 1	AWAY	4- 0	2- 0	2- 0				
2- 0	0- 0	0- 0	NEUTRAL	1- 0	0- 0	1- 0				
11- 0	1- 0	2- 0	NON-CONFERENCE	1- 0	2- 0	5- 0				
6- 0	0- 0	2- 0	HOME	0- 0	1- 0	3- 0				
3- 0	1- 0	0- 0	AWAY	0- 0	1- 0	1- 0				
2- 0	0- 0	0- 0	NEUTRAL	1- 0	0- 0	1- 0				
14- 3	0- 1	2- 2	CONFERENCE	6- 0	4- 0	2- 0				
7- 1	0- 0	1- 1	HOME	2- 0	3- 0	1- 0				
7- 2	0- 1	1- 1	AWAY	4- 0	1- 0	1- 0				
0- 0	0- 0	0- 0	NEUTRAL	0- 0	0- 0	0- 0				

RPI 1-25				Team's RPI: 13		RPI 26-50				RPI 51-100				RPI 101+									
RPI	S	Opponent	Score			RPI	S	Opponent	Score			RPI	S	Opponent	Score			RPI	S	Opponent	Score		
7	A	Iowa	73	86		27	A	Rutgers	62	48		51	A	Indiana	76	56		106	H	Minnesota	71	69	
15	A	South Carolina	85	61		27	H	Rutgers	65	73		73	A	Purdue	58	55		119	H	Northwestern	72	57	
						36	H	James Madison	87	63		75	A	Ohio St.	70	57		123	H	Dayton	82	71	
						39	A	Michigan St.	60	77		75	H	Ohio St.	75	69		126	A	Penn St.	77	61	
						40	H	Georgia Tech	67	54		86	A	Nebraska	81	63		126	H	Penn St.	79	67	
						45	H	Michigan	83	69		86	H	Nebraska	89	63		149	A	Delaware	77	53	
												97	N	Georgia	58	51		180	H	Wisconsin	75	57	
																		191	A	George Washington	69	30	
																		211	A	Illinois	80	66	
																		296	H	Loyola Maryland	83	48	
																		307	N	Morgan St.	68	44	
																		312	H	UMBC	92	61	
																		328	H	Coppin St.	93	36	
LAST 12 Division I GAMES:																							
73	A	Purdue	58	55		211	A	Illinois	80	66													
106	H	Minnesota	71	69		180	H	Wisconsin	75	57													
7	A	Iowa	73	86		51	A	Indiana	76	56													
86	H	Nebraska	89	63		75	A	Ohio St.	70	57													
27	A	Rutgers	62	48		126	H	Penn St.	79	67													
119	H	Northwestern	72	57		39	A	Michigan St.	60	77													

Non-Div I Games:

Maryland

Loss, Non-Conf, S Site, H Home A Away N Neutral

## Massachusetts

Through Games Of Feb. 25, 2019

Average RPI Win:	227	WON-LOST	WINNING	LAST 10	STRENGTH OF	OPP. STRENGTH	TEAM	ADJ.	CONF.	ADJ CONF.
Average RPI Loss:	182	RECORD	PCT. RANK	GAMES	SCHEDULE	OF SCHEDULE	RPI	RPI	RPI	RPI
DIV. I ONLY	13- 15	192	0- 1	248	246	227	227	17	17	
DIV. I NON-CONF.	8- 6	138	0- 0	261	326	199	199	16	16	
TOTALS	RPI 1-25	RPI 26-50	W-L RECORDS	RPI 51-100	RPI 101-150	RPI 150+				
13- 15	0- 0	0- 0	OVERALL	0- 1	3- 6	10- 8				
8- 6	0- 0	0- 0	HOME	0- 0	1- 1	7- 5				
4- 8	0- 0	0- 0	AWAY	0- 0	2- 5	2- 3				
1- 1	0- 0	0- 0	NEUTRAL	0- 1	0- 0	1- 0				
8- 6	0- 0	0- 0	NON-CONFERENCE	0- 1	1- 2	7- 3				
5- 2	0- 0	0- 0	HOME	0- 0	0- 0	5- 2				
2- 3	0- 0	0- 0	AWAY	0- 0	1- 2	1- 1				
1- 1	0- 0	0- 0	NEUTRAL	0- 1	0- 0	1- 0				
5- 9	0- 0	0- 0	CONFERENCE	0- 0	2- 4	3- 5				
3- 4	0- 0	0- 0	HOME	0- 0	1- 1	2- 3				
2- 5	0- 0	0- 0	AWAY	0- 0	1- 3	1- 2				
0- 0	0- 0	0- 0	NEUTRAL	0- 0	0- 0	0- 0				

RPI 1-25			RPI 26-50			RPI 51-100			RPI 101+			Team's RPI: 227
RPI	S	Opponent	Score	RPI	S	Opponent	Score	RPI	S	Opponent	Score	
						54 N	Bucknell	58	77	101 A	VCU	48 52
										107 A	Towson	53 78
										112 A	Northeastern	52 53
										116 A	Fordham	64 76
										123 A	Dayton	47 75
										136 A	Marist	70 55
										138 A	Davidson	70 58
										138 H	Davidson	49 64
										144 H	Duquesne	69 66
										155 H	Boston U.	66 55
										190 H	Saint Louis	70 66
										191 H	George Washington	59 66
										197 H	George Mason	52 70
										215 H	Sacred Heart	78 61
										225 H	UTRGV	74 70
										228 A	Saint Joseph's	54 55
										242 H	St. Bonaventure	63 64
										252 H	North Dakota	52 59
										262 H	Rhode Island	56 34
										270 A	Siena	59 64
										271 A	Richmond	58 62
										272 A	Brown	90 61
										292 N	Fairfield	59 49
										294 A	La Salle	74 60
										302 H	Incarnate Word	71 59
										320 H	Central Conn. St.	74 59
LAST 12 Division I GAMES:												
				116 A	Fordham	64	76			271 A	Richmond	58 62
				191 H	George Washington	59	66			101 A	VCU	48 52
				138 H	Davidson	49	64			242 H	St. Bonaventure	63 64
				228 A	Saint Joseph's	54	55			138 A	Davidson	70 58
				262 H	Rhode Island	56	34			197 H	George Mason	52 70
				144 H	Duquesne	69	66			294 A	La Salle	74 60

Non-Div I Games:

Massachusetts

■ Loss, 
 ■ Non-Conf, 
 ■ S Site, 
 ■ H Home 
 ■ A Away 
 N Neutral



RPI	S	Opponent	Score
-----	---	----------	-------

Through Games Of Feb. 25, 2019

RPI	S	Opponent	Score
324	H	UMass Lowell	59 62

**Massachusetts**

Average RPI Win:	282	WON-LOST	WINNING	LAST 10	STRENGTH OF	OPP. STRENGTH	TEAM	ADJ.	CONF.	ADJ CONF.
Average RPI Loss:	193	RECORD	PCT. RANK	GAMES	SCHEDULE	OF SCHEDULE	RPI	RPI	RPI	RPI
DIV. I ONLY	4- 18	323	0- 1	260	295	323	323	25	25	
DIV. I NON-CONF.	0- 8	336	0- 0	84	202	311	311	23	23	
TOTALS	RPI 1-25	RPI 26-50	W-L RECORDS	RPI 51-100	RPI 101-150	RPI 150+				
4- 18	0- 0	0- 2	OVERALL	0- 3	0- 1	4- 12				
2- 8	0- 0	0- 0	HOME	0- 2	0- 0	2- 6				
2- 10	0- 0	0- 2	AWAY	0- 1	0- 1	2- 6				
0- 0	0- 0	0- 0	NEUTRAL	0- 0	0- 0	0- 0				
0- 8	0- 0	0- 2	NON-CONFERENCE	0- 1	0- 1	0- 4				
0- 2	0- 0	0- 0	HOME	0- 0	0- 0	0- 2				
0- 6	0- 0	0- 2	AWAY	0- 1	0- 1	0- 2				
0- 0	0- 0	0- 0	NEUTRAL	0- 0	0- 0	0- 0				
4- 10	0- 0	0- 0	CONFERENCE	0- 2	0- 0	4- 8				
2- 6	0- 0	0- 0	HOME	0- 2	0- 0	2- 4				
2- 4	0- 0	0- 0	AWAY	0- 0	0- 0	2- 4				
0- 0	0- 0	0- 0	NEUTRAL	0- 0	0- 0	0- 0				

RPI S	Opponent	Score	RPI S	Opponent	Score	RPI S	Opponent	Score	RPI S	Opponent	Score	Team's RPI: 323
26	A Texas	40 96	59	H Lamar University	62 64	103	A UAB	48 91				
35	A Rice	65 93	67	A LSU	36 86	164	A Abilene Christian	52 109				
			78	H SFA	48 97	172	H Louisiana Tech	48 89				
						173	A Nicholls St.	69 68				
						184	H Sam Houston St.	80 93				
						202	A Grambling	51 75				
						258	H Louisiana	59 70				
						280	A Central Ark.	45 76				
						290	A New Orleans	76 88				
						290	H New Orleans	60 64				
						302	H Incarnate Word	66 68				
						306	A Southeastern La.	75 70				
						306	H Southeastern La.	62 56				
						316	A La.-Monroe	60 69				
						321	A Northwestern St.	63 82				
						321	H Northwestern St.	73 89				
						341	H Houston Baptist	81 71				
LAST 12 Division I GAMES:												
290	H New Orleans	60 64	59	H Lamar University	62 64							
280	A Central Ark.	45 76	341	H Houston Baptist	81 71							
306	A Southeastern La.	75 70	306	H Southeastern La.	62 56							
78	H SFA	48 97	173	A Nicholls St.	69 68							
321	H Northwestern St.	73 89	290	A New Orleans	76 88							
184	H Sam Houston St.	80 93	164	A Abilene Christian	52 109							

Non-Div I Games: LSU-Alexandria 60 68 Southern-N.O. 106 54 Louisiana Col. 86 68

McNeese

Loss, Non-Conf, S Site, H Home A Away N Neutral

Average RPI Win: <b>222</b>	WON-LOST	WINNING	LAST 10	STRENGTH OF	OPP. STRENGTH	TEAM	ADJ.	CONF.	ADJ CONF.
Average RPI Loss: <b>136</b>	RECORD	PCT. RANK	GAMES	SCHEDULE	OF SCHEDULE	RPI	RPI	RPI	RPI
DIV. I ONLY	10- 17	250	0- 1	115	173	209	209	9	9
DIV. I NON-CONF.	5- 8	224	0- 0	198	299	271	271	8	8
TOTALS	RPI 1-25	RPI 26-50	W-L RECORDS	RPI 51-100	RPI 101-150	RPI 150+			
10- 17	0- 2	0- 0	OVERALL	0- 5	1- 1	9- 9			
6- 9	0- 1	0- 0	HOME	0- 4	0- 0	6- 4			
3- 8	0- 1	0- 0	AWAY	0- 1	1- 1	2- 5			
1- 0	0- 0	0- 0	NEUTRAL	0- 0	0- 0	1- 0			
5- 8	0- 0	0- 0	NON-CONFERENCE	0- 2	0- 1	5- 5			
4- 4	0- 0	0- 0	HOME	0- 2	0- 0	4- 2			
0- 4	0- 0	0- 0	AWAY	0- 0	0- 1	0- 3			
1- 0	0- 0	0- 0	NEUTRAL	0- 0	0- 0	1- 0			
5- 9	0- 2	0- 0	CONFERENCE	0- 3	1- 0	4- 4			
2- 5	0- 1	0- 0	HOME	0- 2	0- 0	2- 2			
3- 4	0- 1	0- 0	AWAY	0- 1	1- 0	2- 2			
0- 0	0- 0	0- 0	NEUTRAL	0- 0	0- 0	0- 0			

RPI 1-25				RPI 26-50				RPI 51-100				RPI 101+ Team's RPI: 209			
RPI	S	Opponent	Score	RPI	S	Opponent	Score	RPI	S	Opponent	Score	RPI	S	Opponent	Score
5	A	UConn	45 <b>102</b>					68	H	Little Rock	60 <b>63</b>	103	A	UAB	54 <b>85</b>
16	H	UCF	55 <b>68</b>					80	H	Toledo	48 <b>58</b>	132	A	South Fla.	47 40
								81	A	Cincinnati	56 <b>80</b>	153	N	Mercer	59 53
								81	H	Cincinnati	69 <b>89</b>	157	A	Tulsa	39 <b>46</b>
								90	H	Houston	57 <b>59</b>	157	H	Tulsa	59 56
												162	A	Coastal Caro.	71 <b>90</b>
												166	A	Tulane	65 59
												166	H	Tulane	61 <b>62</b>
												172	H	Louisiana Tech	50 <b>66</b>
												175	A	Arkansas St.	66 <b>77</b>
												191	A	George Washington	38 <b>51</b>
												223	A	East Carolina	59 <b>68</b>
												223	H	East Carolina	58 46
												233	H	Southeast Mo. St.	69 57
												255	A	Wichita St.	71 50
												255	H	Wichita St.	48 <b>57</b>
												277	H	Jackson St.	68 67
												287	H	Samford	53 48
												290	H	New Orleans	59 <b>66</b>
												339	H	N.C. Central	77 56
LAST 12 Division I GAMES:															
90	H	Houston	57 <b>59</b>	157	H	Tulsa	59 56								
5	A	UConn	45 <b>102</b>	166	H	Tulane	61 <b>62</b>								
166	A	Tulane	65 59	81	A	Cincinnati	56 <b>80</b>								
81	H	Cincinnati	69 <b>89</b>	132	A	South Fla.	47 40								
223	A	East Carolina	59 <b>68</b>	223	H	East Carolina	58 46								
255	H	Wichita St.	48 <b>57</b>	255	A	Wichita St.	71 50								

Non-Div I Games:

Memphis

■ Loss, 
 ■ Non-Conf, 
 ■ S Site, 
 ■ H Home 
 ■ A Away 
 N Neutral

Average RPI Win: <b>245</b>	WON-LOST	WINNING	LAST 10	STRENGTH OF	OPP. STRENGTH	TEAM	ADJ.	CONF.	ADJ CONF.
Average RPI Loss: <b>134</b>	RECORD	PCT. RANK	GAMES	SCHEDULE	OF SCHEDULE	RPI	RPI	RPI	RPI
DIV. I ONLY	20- 7	49	1- 0	330	139	153	153	27	27
DIV. I NON-CONF.	8- 7	160	0- 0	257	69	189	189	24	24
TOTALS	RPI 1-25	RPI 26-50	W-L RECORDS	RPI 51-100	RPI 101-150	RPI 150+			
20- 7	0- 2	0- 0	OVERALL	0- 1	1- 1	19- 3			
9- 3	0- 2	0- 0	HOME	0- 0	1- 0	8- 1			
10- 3	0- 0	0- 0	AWAY	0- 1	0- 1	10- 1			
1- 1	0- 0	0- 0	NEUTRAL	0- 0	0- 0	1- 1			
8- 7	0- 2	0- 0	NON-CONFERENCE	0- 1	1- 1	7- 3			
4- 3	0- 2	0- 0	HOME	0- 0	1- 0	3- 1			
3- 3	0- 0	0- 0	AWAY	0- 1	0- 1	3- 1			
1- 1	0- 0	0- 0	NEUTRAL	0- 0	0- 0	1- 1			
12- 0	0- 0	0- 0	CONFERENCE	0- 0	0- 0	12- 0			
5- 0	0- 0	0- 0	HOME	0- 0	0- 0	5- 0			
7- 0	0- 0	0- 0	AWAY	0- 0	0- 0	7- 0			
0- 0	0- 0	0- 0	NEUTRAL	0- 0	0- 0	0- 0			

RPI 1-25				RPI 26-50				RPI 51-100				RPI 101+ Team's RPI: 153			
RPI	S	Opponent	Score	RPI	S	Opponent	Score	RPI	S	Opponent	Score	RPI	S	Opponent	Score
16	H	UCF	42 <b>76</b>					97	A	Georgia	60 <b>67</b>	117	H	Charlotte	57 40
20	H	Florida St.	56 <b>57</b>									128	A	Wake Forest	54 <b>69</b>
												163	A	Chattanooga	62 56
												163	H	Chattanooga	65 58
												183	H	UNC Asheville	61 47
												191	A	George Washington	61 53
												209	N	Memphis	53 <b>59</b>
												214	A	Furman	75 60
												217	N	Bowling Green	76 63
												220	H	Florida	92 82
												223	A	Howard	85 70
												231	A	Jacksonville	66 <b>71</b>
												236	H	Columbia	68 <b>72</b>
												254	A	ETSU	83 77
												254	H	ETSU	64 41
												259	A	Wofford	81 79
												283	A	Ga. Southern	79 72
												287	A	Samford	68 52
												287	H	Samford	76 68
												293	H	Kennesaw St.	64 48
												303	A	UNC Greensboro	71 58
												303	H	UNC Greensboro	85 73
												338	A	Western Caro.	69 67
												338	H	Western Caro.	71 55
LAST 12 Division I GAMES:															
163	A	Chattanooga	62 56	259	A	Wofford	81 79								
254	A	ETSU	83 77	254	H	ETSU	64 41								
338	H	Western Caro.	71 55	163	H	Chattanooga	65 58								
303	H	UNC Greensboro	85 73	303	A	UNC Greensboro	71 58								
287	A	Samford	68 52	338	A	Western Caro.	69 67								
214	A	Furman	75 60	287	H	Samford	76 68								

Non-Div I Games:

Mercer

■ Loss, 
 ■ Non-Conf, S Site, 
 ■ Home 
 ■ Away 
 N Neutral

Average RPI Win: 121		WON-LOST	WINNING	LAST 10	STRENGTH OF	OPP. STRENGTH	TEAM	ADJ.	CONF.	ADJ CONF.
Average RPI Loss: 38		RECORD	PCT. RANK	GAMES	SCHEDULE	OF SCHEDULE	RPI	RPI	RPI	RPI
DIV. I ONLY		23- 6	30	2- 1	50	6	18	18	1	1
DIV. I NON-CONF.		12- 3	52	2- 1	146	38	52	52	1	1
TOTALS		RPI 1-25	RPI 26-50	W-L RECORDS		RPI 51-100	RPI 101-150	RPI 150+		
23- 6	5- 3		1- 1	OVERALL		5- 2	5- 0	7- 0		
15- 2	3- 1		1- 1	HOME		4- 0	2- 0	5- 0		
6- 4	2- 2		0- 0	AWAY		1- 2	2- 0	1- 0		
2- 0	0- 0		0- 0	NEUTRAL		0- 0	1- 0	1- 0		
12- 3	1- 2		0- 0	NON-CONFERENCE		2- 1	2- 0	7- 0		
9- 1	1- 1		0- 0	HOME		2- 0	1- 0	5- 0		
1- 2	0- 1		0- 0	AWAY		0- 1	0- 0	1- 0		
2- 0	0- 0		0- 0	NEUTRAL		0- 0	1- 0	1- 0		
11- 3	4- 1		1- 1	CONFERENCE		3- 1	3- 0	0- 0		
6- 1	2- 0		1- 1	HOME		2- 0	1- 0	0- 0		
5- 2	2- 1		0- 0	AWAY		1- 1	2- 0	0- 0		
0- 0	0- 0		0- 0	NEUTRAL		0- 0	0- 0	0- 0		

RPI S	Opponent	Score	RPI S	Opponent	Score	RPI S	Opponent	Score	RPI S	Opponent	Score
1	H Notre Dame	72 65	31	H North Carolina	76 68	62	A Virginia Tech	65 73	113	H Hartford	75 62
3	A Louisville	79 73	41	H Clemson	67 76	62	H Virginia Tech	68 61	114	H Boston College	76 73
10	H Marquette	63 55				73	A Purdue	63 74	125	A Pittsburgh	65 51
11	A Iowa St.	52 75				78	H SFA	81 60	128	A Wake Forest	72 57
12	A Syracuse	84 71				84	A Duke	58 50	147	N Alabama	101 74
20	A Florida St.	58 62				86	H Nebraska	82 68	161	H Temple	73 61
20	H Florida St.	64 54				99	H Virginia	72 59	165	H Colorado	73 58
23	H Central Mich.	80 90							193	H UMES	71 53
									196	N Vanderbilt	90 65
									290	H New Orleans	78 38
									315	A FIU	94 43
									347	H Florida A&M	103 54
LAST 12 Division I GAMES:											
113	H Hartford	75 62	125	A Pittsburgh	65 51						
10	H Marquette	63 55	1	H Notre Dame	72 65						
11	A Iowa St.	52 75	99	H Virginia	72 59						
20	H Florida St.	64 54	20	A Florida St.	58 62						
62	A Virginia Tech	65 73	114	H Boston College	76 73						
3	A Louisville	79 73	12	A Syracuse	84 71						

Non-Div I Games:

Miami (FL)

■ Loss, 
 ■ Non-Conf, S Site, 
 ■ Home 
 ■ Away 
 N Neutral

Average RPI Win:	183	WON-LOST	WINNING	LAST 10	STRENGTH OF	OPP. STRENGTH	TEAM	ADJ.	CONF.	ADJ CONF.
Average RPI Loss:	123	RECORD	PCT. RANK	GAMES	SCHEDULE	OF SCHEDULE	RPI	RPI	RPI	RPI
DIV. I ONLY	20- 4	17	1- 0	179	121	42	42	7	7	
DIV. I NON-CONF.	8- 2	52	0- 0	325	279	122	122	9	9	
TOTALS	RPI 1-25	RPI 26-50	W-L RECORDS	RPI 51-100	RPI 101-150	RPI 150+				
20- 4	1- 1	1- 1	OVERALL	5- 1	2- 0	11- 1				
9- 1	0- 0	0- 1	HOME	4- 0	1- 0	4- 0				
11- 3	1- 1	1- 0	AWAY	1- 1	1- 0	7- 1				
0- 0	0- 0	0- 0	NEUTRAL	0- 0	0- 0	0- 0				
8- 2	0- 1	0- 0	NON-CONFERENCE	1- 0	1- 0	6- 1				
3- 0	0- 0	0- 0	HOME	1- 0	1- 0	1- 0				
5- 2	0- 1	0- 0	AWAY	0- 0	0- 0	5- 1				
0- 0	0- 0	0- 0	NEUTRAL	0- 0	0- 0	0- 0				
12- 2	1- 0	1- 1	CONFERENCE	4- 1	1- 0	5- 0				
6- 1	0- 0	0- 1	HOME	3- 0	0- 0	3- 0				
6- 1	1- 0	1- 0	AWAY	1- 1	1- 0	2- 0				
0- 0	0- 0	0- 0	NEUTRAL	0- 0	0- 0	0- 0				

RPI 1-25				RPI 26-50				Team's RPI: 42				RPI 51-100				RPI 101+			
RPI	S	Opponent	Score	RPI	S	Opponent	Score	RPI	S	Opponent	Score	RPI	S	Opponent	Score	RPI	S	Opponent	Score
3	A	Louisville	73 95	32	A	Ohio	67 61	80	A	Toledo	65 56	118	H	High Point	68 55				
23	A	Central Mich.	70 67	44	H	Buffalo	59 66	80	H	Toledo	65 64	148	A	Akron	67 61				
								81	H	Cincinnati	78 65	199	A	Jacksonville St.	58 41				
								83	H	Kent St.	79 63	204	H	Eastern Mich.	63 58				
								98	A	Northern Ill.	71 82	212	H	Ball St.	60 57				
								98	H	Northern Ill.	70 45	217	A	Bowling Green	82 75				
												217	H	Bowling Green	75 62				
												269	A	Western Mich.	81 62				
												282	A	Canisius	62 59				
												314	A	Valparaiso	68 47				
												327	H	Eastern Ky.	60 44				
												333	A	Detroit Mercy	78 59				
												337	A	UIC	65 56				
												347	A	Florida A&M	56 57				
LAST 12 Division I GAMES:																			
217	H	Bowling Green	75 62	269	A	Western Mich.	81 62												
80	A	Toledo	65 56	32	A	Ohio	67 61												
148	A	Akron	67 61	83	H	Kent St.	79 63												
98	H	Northern Ill.	70 45	212	H	Ball St.	60 57												
217	A	Bowling Green	82 75	23	A	Central Mich.	70 67												
204	H	Eastern Mich.	63 58	44	H	Buffalo	59 66												

Non-Div I Games: Ohio Dominican 74 29

Miami (OH)

■ Loss, 
 ■ Non-Conf, S Site, 
 ■ Home 
 ■ Away 
 N Neutral

## Michigan

Through Games Of Feb. 25, 2019

Average RPI Win:	166	WON-LOST	WINNING	LAST 10	STRENGTH OF	OPP. STRENGTH	TEAM	ADJ.	CONF.	ADJ CONF.
Average RPI Loss:	35	RECORD	PCT. RANK	GAMES	SCHEDULE	OF SCHEDULE	RPI	RPI	RPI	RPI
DIV. I ONLY	19- 10	87	1- 1	69	52	45	45	5	5	
DIV. I NON-CONF.	9- 3	61	1- 1	229	124	85	85	6	6	
TOTALS	RPI 1-25	RPI 26-50	W-L RECORDS	RPI 51-100	RPI 101-150	RPI 150+				
19- 10	1- 4	2- 3	OVERALL	3- 3	3- 0	10- 0				
12- 1	1- 0	1- 1	HOME	3- 0	2- 0	5- 0				
5- 8	0- 4	0- 1	AWAY	0- 3	1- 0	4- 0				
2- 1	0- 0	1- 1	NEUTRAL	0- 0	0- 0	1- 0				
9- 3	0- 2	1- 1	NON-CONFERENCE	0- 0	0- 0	8- 0				
5- 0	0- 0	0- 0	HOME	0- 0	0- 0	5- 0				
2- 2	0- 2	0- 0	AWAY	0- 0	0- 0	2- 0				
2- 1	0- 0	1- 1	NEUTRAL	0- 0	0- 0	1- 0				
10- 7	1- 2	1- 2	CONFERENCE	3- 3	3- 0	2- 0				
7- 1	1- 0	1- 1	HOME	3- 0	2- 0	0- 0				
3- 6	0- 2	0- 1	AWAY	0- 3	1- 0	2- 0				
0- 0	0- 0	0- 0	NEUTRAL	0- 0	0- 0	0- 0				

RPI 1-25				RPI 26-50				Team's RPI: 45	RPI 51-100				RPI 101+			
RPI	S	Opponent	Score	RPI	S	Opponent	Score		RPI	S	Opponent	Score	RPI	S	Opponent	Score
7	A	Iowa	61 75	26	N	Texas	52 69		51	A	Indiana	60 70	106	H	Minnesota	76 60
7	H	Iowa	90 81	27	H	Rutgers	86 76		51	H	Indiana	67 58	119	H	Northwestern	79 78
8	A	NC State	55 66	30	N	Missouri	70 54		73	A	Purdue	70 71	126	A	Penn St.	66 62
10	A	Marquette	74 85	39	A	Michigan St.	64 74		75	H	Ohio St.	62 58	158	N	Washington	80 73
13	A	Maryland	69 83	39	H	Michigan St.	73 77		86	A	Nebraska	56 70	174	H	Southern U.	76 35
									86	H	Nebraska	67 61	180	A	Wisconsin	76 70
													211	A	Illinois	70 56
													239	H	Mt. St. Mary's	88 40
													269	A	Western Mich.	79 42
													307	H	Morgan St.	70 47
													308	A	Oakland	85 59
													333	H	Detroit Mercy	95 62
													346	H	LIU Brooklyn	83 38
LAST 12 Division I GAMES:																
158	N	Washington	80 73	126	A	Penn St.	66 62		86	H	Nebraska	67 61				
26	N	Texas	52 69	180	A	Wisconsin	76 70		7	H	Iowa	90 81				
39	A	Michigan St.	64 74	7	H	Iowa	90 81		39	H	Michigan St.	73 77				
27	H	Rutgers	86 76	51	A	Indiana	60 70									
211	A	Illinois	70 56													
51	H	Indiana	67 58													

Non-Div I Games:

Michigan

■ Loss, 
 ■ Non-Conf, 
 ■ S Site, 
 ■ Home 
 ■ A Away 
 N Neutral

Average RPI Win:	136	WON-LOST	WINNING	LAST 10	STRENGTH OF	OPP. STRENGTH	TEAM	ADJ.	CONF.	ADJ CONF.
Average RPI Loss:	70	RECORD	PCT. RANK	GAMES	SCHEDULE	OF SCHEDULE	RPI	RPI	RPI	RPI
DIV. I ONLY	18- 9	84	1- 0	53	32	39	39	5	5	
DIV. I NON-CONF.	10- 1	17	0- 0	179	45	34	34	6	6	
TOTALS	RPI 1-25	RPI 26-50	W-L RECORDS	RPI 51-100	RPI 101-150	RPI 150+				
18- 9	3- 2	2- 1	OVERALL	4- 4	2- 1	7- 1				
14- 1	3- 0	1- 0	HOME	4- 1	1- 0	5- 0				
3- 7	0- 1	1- 1	AWAY	0- 3	1- 1	1- 1				
1- 1	0- 1	0- 0	NEUTRAL	0- 0	0- 0	1- 0				
10- 1	1- 1	0- 0	NON-CONFERENCE	2- 0	1- 0	6- 0				
7- 0	1- 0	0- 0	HOME	2- 0	0- 0	4- 0				
2- 0	0- 0	0- 0	AWAY	0- 0	1- 0	1- 0				
1- 1	0- 1	0- 0	NEUTRAL	0- 0	0- 0	1- 0				
8- 8	2- 1	2- 1	CONFERENCE	2- 4	1- 1	1- 1				
7- 1	2- 0	1- 0	HOME	2- 1	1- 0	1- 0				
1- 7	0- 1	1- 1	AWAY	0- 3	0- 1	0- 1				
0- 0	0- 0	0- 0	NEUTRAL	0- 0	0- 0	0- 0				

RPI 1-25				RPI 26-50				Team's RPI: 39	RPI 51-100				RPI 101+			
RPI	S	Opponent	Score	RPI	S	Opponent	Score		RPI	S	Opponent	Score	RPI	S	Opponent	Score
6	H	Oregon	88 82	27	A	Rutgers	62 76		51	A	Indiana	64 68	106	H	Minnesota	86 68
7	A	Iowa	71 86	45	A	Michigan	77 73		51	H	Indiana	77 61	113	A	Hartford	74 66
7	H	Iowa	84 70	45	H	Michigan	74 64		64	H	Wright St.	84 68	119	A	Northwestern	62 70
8	N	NC State	74 78						73	H	Purdue	74 66	180	A	Wisconsin	62 79
13	H	Maryland	77 60						75	A	Ohio St.	55 65	211	H	Illinois	77 60
									75	H	Ohio St.	70 77	217	H	Bowling Green	99 69
									86	A	Nebraska	71 82	243	H	Texas Southern	91 45
									99	H	Virginia	91 66	254	H	ETSU	75 53
													293	N	Kennesaw St.	75 51
													304	H	Fla. Atlantic	89 74
													308	A	Oakland	102 58
LAST 12 Division I GAMES:																
45	H	Michigan	74 64	73	H	Purdue	74 66		45	A	Michigan	77 73				
75	H	Ohio St.	70 77	211	H	Illinois	77 60		27	A	Rutgers	62 76				
86	A	Nebraska	71 82	13	H	Maryland	77 60		75	A	Ohio St.	55 65				
180	A	Wisconsin	62 79													
51	H	Indiana	77 61													
7	A	Iowa	71 86													

Non-Div I Games:

Michigan St.

■ Loss, 
■ Non-Conf, 
■ S Site, 
■ H Home 
■ A Away 
N Neutral



Average RPI Win: 199		WON-LOST	WINNING	LAST 10	STRENGTH OF	OPP. STRENGTH	TEAM	ADJ.	CONF.	ADJ CONF.
Average RPI Loss: 97		RECORD	PCT. RANK	GAMES	SCHEDULE	OF SCHEDULE	RPI	RPI	RPI	RPI
DIV. I ONLY		19- 8	63	0- 1	85	185	61	61	14	14
DIV. I NON-CONF.		9- 4	85	0- 1	72	228	49	49	17	17
TOTALS	RPI 1-25		RPI 26-50		W-L RECORDS		RPI 51-100		RPI 101-150	RPI 150+
19- 8	0- 1		0- 1		OVERALL		1- 2		4- 2	14- 2
9- 3	0- 0		0- 1		HOME		0- 1		3- 0	6- 1
8- 5	0- 1		0- 0		AWAY		1- 1		1- 2	6- 1
2- 0	0- 0		0- 0		NEUTRAL		0- 0		0- 0	2- 0
9- 4	0- 1		0- 0		NON-CONFERENCE		1- 1		1- 1	7- 1
4- 1	0- 0		0- 0		HOME		0- 1		1- 0	3- 0
3- 3	0- 1		0- 0		AWAY		1- 0		0- 1	2- 1
2- 0	0- 0		0- 0		NEUTRAL		0- 0		0- 0	2- 0
10- 4	0- 0		0- 1		CONFERENCE		0- 1		3- 1	7- 1
5- 2	0- 0		0- 1		HOME		0- 0		2- 0	3- 1
5- 2	0- 0		0- 0		AWAY		0- 1		1- 1	4- 0
0- 0	0- 0		0- 0		NEUTRAL		0- 0		0- 0	0- 0

RPI 1-25					
RPI	S	Opponent	Score		
17	A	Kentucky	55	72	
RPI 26-50					
RPI	S	Opponent	Score		
35	H	Rice	47	60	
RPI 51-100 Team's RPI: 61					
RPI	S	Opponent	Score		
60	H	Belmont	38	45	
87	A	Old Dominion	65	70	
96	A	Troy	67	64	
RPI 101+					
RPI	S	Opponent	Score		
103	A	UAB	72	77	
103	H	UAB	60	44	
116	A	Fordham	49	61	
117	A	Charlotte	62	55	
120	H	Western Ky.	81	69	
134	H	Georgia St.	69	54	
154	A	Tennessee Tech	64	68	
163	N	Chattanooga	58	47	
172	H	Louisiana Tech	75	38	
176	H	North Texas	61	46	
181	H	Southern Miss.	66	49	
183	H	UNC Asheville	67	46	
196	H	Vanderbilt	65	58	
200	A	UNLV	66	62	
201	N	Dartmouth	70	58	
202	H	Marshall	53	59	
214	A	Furman	78	71	
278	A	UTEP	79	49	
304	A	Fla. Atlantic	74	55	
305	A	UTSA	72	52	
315	A	FIU	49	43	
329	H	Mississippi Val.	101	51	
LAST 12 Division I GAMES:					
116	A	Fordham	49	61	
200	A	UNLV	66	62	
103	A	UAB	72	77	
202	H	Marshall	53	59	
120	H	Western Ky.	81	69	
87	A	Old Dominion	65	70	
117	A	Charlotte	62	55	
103	H	UAB	60	44	
176	H	North Texas	61	46	
35	H	Rice	47	60	
278	A	UTEP	79	49	
305	A	UTSA	72	52	

Non-Div I Games:

Middle Tenn.

Loss, Non-Conf, S Site, H Home A Away N Neutral

Average RPI Win:	275	WON-LOST	WINNING	LAST 10	STRENGTH OF	OPP. STRENGTH	TEAM	ADJ.	CONF.	ADJ CONF.
Average RPI Loss:	93	RECORD	PCT. RANK	GAMES	SCHEDULE	OF SCHEDULE	RPI	RPI	RPI	RPI
DIV. I ONLY	14- 13	168	1- 0	242	168	195	195	21	21	
DIV. I NON-CONF.	5- 6	177	0- 0	169	88	181	181	18	18	
TOTALS	RPI 1-25	RPI 26-50	W-L RECORDS	RPI 51-100	RPI 101-150	RPI 150+				
14- 13	0- 2	0- 0	OVERALL	0- 6	2- 3	12- 2				
8- 6	0- 2	0- 0	HOME	0- 2	1- 1	7- 1				
5- 7	0- 0	0- 0	AWAY	0- 4	0- 2	5- 1				
1- 0	0- 0	0- 0	NEUTRAL	0- 0	1- 0	0- 0				
5- 6	0- 2	0- 0	NON-CONFERENCE	0- 2	1- 1	4- 1				
2- 3	0- 2	0- 0	HOME	0- 0	0- 0	2- 1				
2- 3	0- 0	0- 0	AWAY	0- 2	0- 1	2- 0				
1- 0	0- 0	0- 0	NEUTRAL	0- 0	1- 0	0- 0				
9- 7	0- 0	0- 0	CONFERENCE	0- 4	1- 2	8- 1				
6- 3	0- 0	0- 0	HOME	0- 2	1- 1	5- 0				
3- 4	0- 0	0- 0	AWAY	0- 2	0- 1	3- 1				
0- 0	0- 0	0- 0	NEUTRAL	0- 0	0- 0	0- 0				

RPI	S	Opponent	Score	RPI	S	Opponent	Score	RPI	S	Opponent	Score	RPI	S	Opponent	Score	Team's RPI: 195
10	H	Marquette	74 83					51	A	Indiana	66 68	110	A	Fresno St.	48 65	
20	H	Florida St.	62 87					56	A	Saint Mary's (CA)	71 73	122	A	Youngstown St.	47 67	
								64	A	Wright St.	57 61	122	H	Youngstown St.	71 68	
								64	H	Wright St.	69 73	130	H	IUPUI	66 67	
								74	A	Green Bay	45 59	143	N	UC Riverside	56 54	
								74	H	Green Bay	62 76	180	H	Wisconsin	57 68	
												236	H	Columbia	78 65	
												251	A	Northern Ky.	54 55	
												251	H	Northern Ky.	59 38	
												252	A	North Dakota	64 46	
												285	A	Cleveland St.	78 60	
												285	H	Cleveland St.	59 53	
												308	A	Oakland	79 52	
												308	H	Oakland	83 53	
												317	A	North Dakota St.	57 55	
												333	A	Detroit Mercy	62 44	
												333	H	Detroit Mercy	59 34	
												334	H	Purdue Fort Wayne	70 48	
												337	H	UIC	72 53	
LAST 12 Division I GAMES:																
308	H	Oakland	83 53	74	A	Green Bay	45 59									
333	H	Detroit Mercy	59 34	337	H	UIC	72 53									
122	A	Youngstown St.	47 67	130	H	IUPUI	66 67									
285	A	Cleveland St.	78 60	333	A	Detroit Mercy	62 44									
251	H	Northern Ky.	59 38	308	A	Oakland	79 52									
64	H	Wright St.	69 73	285	H	Cleveland St.	59 53									

Non-Div I Games:

Milwaukee

■ Loss, 
■ Non-Conf, 
■ S Site, 
■ H Home 
■ A Away 
N Neutral

## Minnesota

Through Games Of Feb. 25, 2019

Average RPI Win:	184	WON-LOST	WINNING	LAST 10	STRENGTH OF	OPP. STRENGTH	TEAM	ADJ.	CONF.	ADJ CONF.
Average RPI Loss:	69	RECORD	PCT. RANK	GAMES	SCHEDULE	OF SCHEDULE	RPI	RPI	RPI	RPI
DIV. I ONLY	19- 8	63	0- 1	195	63	106	106	5	5	
DIV. I NON-CONF.	11- 0	1	0- 0	346	135	106	106	6	6	
TOTALS	RPI 1-25	RPI 26-50	W-L RECORDS	RPI 51-100	RPI 101-150	RPI 150+				
19- 8	1- 2	1- 2	OVERALL	2- 3	4- 0	11- 1				
13- 4	1- 1	1- 0	HOME	0- 2	2- 0	9- 1				
6- 4	0- 1	0- 2	AWAY	2- 1	2- 0	2- 0				
0- 0	0- 0	0- 0	NEUTRAL	0- 0	0- 0	0- 0				
11- 0	1- 0	0- 0	NON-CONFERENCE	0- 0	1- 0	9- 0				
9- 0	1- 0	0- 0	HOME	0- 0	0- 0	8- 0				
2- 0	0- 0	0- 0	AWAY	0- 0	1- 0	1- 0				
0- 0	0- 0	0- 0	NEUTRAL	0- 0	0- 0	0- 0				
8- 8	0- 2	1- 2	CONFERENCE	2- 3	3- 0	2- 1				
4- 4	0- 1	1- 0	HOME	0- 2	2- 0	1- 1				
4- 4	0- 1	0- 2	AWAY	2- 1	1- 0	1- 0				
0- 0	0- 0	0- 0	NEUTRAL	0- 0	0- 0	0- 0				

RPI S	Opponent	Score	RPI S	Opponent	Score	RPI S	Opponent	Score	RPI S	Opponent	Score	Team's RPI: 106
7	H Iowa	63 81	27	H Rutgers	60 46	51	A Indiana	65 61	114	A Boston College	77 69	
12	H Syracuse	72 68	39	A Michigan St.	68 86	73	A Purdue	65 45	119	A Northwestern	61 54	
13	A Maryland	69 71	45	A Michigan	60 76	73	H Purdue	53 64	119	H Northwestern	73 64	
						75	H Ohio St.	55 65	126	H Penn St.	97 67	
						86	A Nebraska	57 63	180	A Wisconsin	78 50	
									180	H Wisconsin	74 56	
									186	A Xavier	78 53	
									211	H Illinois	62 66	
									222	H Cornell	65 45	
									256	H San Diego	53 48	
									262	H Rhode Island	91 71	
									291	H Air Force	67 50	
									302	H Incarnate Word	75 39	
									310	H New Hampshire	70 47	
									328	H Coppin St.	84 52	
									345	H Ark.-Pine Bluff	84 42	
LAST 12 Division I GAMES:												
13	A Maryland	69 71	119	A Northwestern	61 54							
126	H Penn St.	97 67	75	H Ohio St.	55 65							
73	A Purdue	65 45	73	H Purdue	53 64							
119	H Northwestern	73 64	86	A Nebraska	57 63							
51	A Indiana	65 61	180	A Wisconsin	78 50							
27	H Rutgers	60 46	7	H Iowa	63 81							

Non-Div I Games:

Minnesota

■ Loss, 
■ Non-Conf, S Site, 
■ Home 
■ Away 
N Neutral

## Mississippi St.

Through Games Of Feb. 25, 2019

Average RPI Win:	131	WON-LOST	WINNING	LAST 10	STRENGTH OF	OPP. STRENGTH	TEAM	ADJ.	CONF.	ADJ CONF.
Average RPI Loss:	18	RECORD	PCT. RANK	GAMES	SCHEDULE	OF SCHEDULE	RPI	RPI	RPI	RPI
DIV. I ONLY	25- 2	2	1- 0	57	34	9	9	4	4	
DIV. I NON-CONF.	12- 1	11	0- 0	83	51	13	13	4	4	
TOTALS	RPI 1-25	RPI 26-50	W-L RECORDS	RPI 51-100	RPI 101-150	RPI 150+				
25- 2	4- 1	3- 1	OVERALL	6- 0	1- 0	11- 0				
13- 1	3- 0	1- 1	HOME	2- 0	0- 0	7- 0				
12- 1	1- 1	2- 0	AWAY	4- 0	1- 0	4- 0				
0- 0	0- 0	0- 0	NEUTRAL	0- 0	0- 0	0- 0				
12- 1	1- 1	1- 0	NON-CONFERENCE	3- 0	0- 0	7- 0				
7- 0	1- 0	0- 0	HOME	1- 0	0- 0	5- 0				
5- 1	0- 1	1- 0	AWAY	2- 0	0- 0	2- 0				
0- 0	0- 0	0- 0	NEUTRAL	0- 0	0- 0	0- 0				
13- 1	3- 0	2- 1	CONFERENCE	3- 0	1- 0	4- 0				
6- 1	2- 0	1- 1	HOME	1- 0	0- 0	2- 0				
7- 0	1- 0	1- 0	AWAY	2- 0	1- 0	2- 0				
0- 0	0- 0	0- 0	NEUTRAL	0- 0	0- 0	0- 0				

RPI 1-25				RPI 26-50				RPI 51-100				RPI 101+			
RPI	S	Opponent	Score	RPI	S	Opponent	Score	RPI	S	Opponent	Score	RPI	S	Opponent	Score
6	A	Oregon	74 82	26	A	Texas	67 49	59	H	Lamar University	104 53	147	A	Alabama	65 49
10	H	Marquette	87 82	30	H	Missouri	67 75	67	A	LSU	68 35	158	A	Washington	103 56
15	H	South Carolina	89 74	43	H	Tennessee	91 63	68	A	Little Rock	98 63	181	A	Southern Miss.	86 42
17	H	Kentucky	86 71	47	A	Auburn	85 59	89	A	Arkansas	93 69	196	H	Vanderbilt	86 70
22	A	Texas A&M	92 64					97	H	Georgia	80 71	205	A	Ole Miss	80 66
								99	A	Virginia	72 44	205	H	Ole Miss	80 49
												214	H	Furman	106 41
												220	A	Florida	90 42
												233	H	Southeast Mo. St.	88 53
												258	H	Louisiana	104 36
												277	H	Jackson St.	105 38
												328	H	Coppin St.	110 38
LAST 12 Division I GAMES:															
196	H	Vanderbilt	86 70	67	A	LSU	68 35								
205	A	Ole Miss	80 66	205	H	Ole Miss	80 49								
22	A	Texas A&M	92 64	220	A	Florida	90 42								
30	H	Missouri	67 75	15	H	South Carolina	89 74								
43	H	Tennessee	91 63	47	A	Auburn	85 59								
147	A	Alabama	65 49	97	H	Georgia	80 71								

Non-Div I Games:

Mississippi St.

■ Loss, 
■ Non-Conf, 
■ S Site, 
■ H Home 
■ A Away 
N Neutral

Average RPI Win:	266	WON-LOST	WINNING	LAST 10	STRENGTH OF	OPP. STRENGTH	TEAM	ADJ.	CONF.	ADJ CONF.
Average RPI Loss:	211	RECORD	PCT. RANK	GAMES	SCHEDULE	OF SCHEDULE	RPI	RPI	RPI	RPI
DIV. I ONLY	4- 22	328	0- 1	283	334	329	329	29	29	
DIV. I NON-CONF.	1- 10	330	0- 0	106	290	278	278	28	28	
TOTALS	RPI 1-25	RPI 26-50	W-L RECORDS	RPI 51-100	RPI 101-150	RPI 150+				
4- 22	0- 0	0- 1	OVERALL	0- 2	0- 1	4- 18				
1- 6	0- 0	0- 0	HOME	0- 0	0- 0	1- 6				
3- 15	0- 0	0- 1	AWAY	0- 1	0- 1	3- 12				
0- 1	0- 0	0- 0	NEUTRAL	0- 1	0- 0	0- 0				
1- 10	0- 0	0- 1	NON-CONFERENCE	0- 2	0- 1	1- 6				
0- 1	0- 0	0- 0	HOME	0- 0	0- 0	0- 1				
1- 8	0- 0	0- 1	AWAY	0- 1	0- 1	1- 5				
0- 1	0- 0	0- 0	NEUTRAL	0- 1	0- 0	0- 0				
3- 12	0- 0	0- 0	CONFERENCE	0- 0	0- 0	3- 12				
1- 5	0- 0	0- 0	HOME	0- 0	0- 0	1- 5				
2- 7	0- 0	0- 0	AWAY	0- 0	0- 0	2- 7				
0- 0	0- 0	0- 0	NEUTRAL	0- 0	0- 0	0- 0				

RPI S	Opponent	Score	RPI S	Opponent	Score	RPI S	Opponent	Score	RPI S	Opponent	Score	Team's RPI: 329
49	A TCU	47 96	61	A Middle Tenn.	51 101	133	A UT Martin	51 110	173	A Nicholls St.	47 72	
			96	N Troy	54 75	174	A Southern U.	67 74	174	H Southern U.	46 67	
						175	A Arkansas St.	57 60	181	A Southern Miss.	60 67	
						182	H North Ala.	72 86	202	A Grambling	54 52	
						207	A Prairie View	55 91	207	H Prairie View	65 75	
						210	A SMU	47 62	243	A Texas Southern	45 73	
						243	H Texas Southern	50 68	257	A Alabama St.	67 73	
						257	H Alabama St.	64 62	260	A Austin Peay	95 89	
						277	A Jackson St.	56 87	289	A Alabama A&M	70 78	
						289	H Alabama A&M	60 80	316	A La.-Monroe	65 72	
						345	A Ark.-Pine Bluff	62 56	351	A Alcorn	63 73	
						351	H Alcorn	80 81				
LAST 12 Division I GAMES:												
243	A Texas Southern	45 73	202	A Grambling	54 52							
207	A Prairie View	55 91	277	A Jackson St.	56 87							
174	H Southern U.	46 67	243	H Texas Southern	50 68							
351	H Alcorn	80 81	207	H Prairie View	65 75							
257	A Alabama St.	67 73	174	A Southern U.	67 74							
289	A Alabama A&M	70 78	351	A Alcorn	63 73							

Non-Div I Games:

Mississippi Val.

■ Loss, 
 ■ Non-Conf, 
 ■ S Site, 
 ■ Home 
 ■ A Away 
 N Neutral

Average RPI Win:	129	WON-LOST	WINNING	LAST 10	STRENGTH OF	OPP. STRENGTH	TEAM	ADJ.	CONF.	ADJ CONF.
Average RPI Loss:	62	RECORD	PCT. RANK	GAMES	SCHEDULE	OF SCHEDULE	RPI	RPI	RPI	RPI
DIV. I ONLY	19- 9	81	1- 0	26	64	30	30	4	4	
DIV. I NON-CONF.	11- 3	56	1- 0	60	123	39	39	4	4	
TOTALS	RPI 1-25	RPI 26-50	W-L RECORDS	RPI 51-100	RPI 101-150	RPI 150+				
19- 9	2- 2	2- 4	OVERALL	6- 2	0- 0	9- 1				
11- 3	1- 0	1- 2	HOME	3- 1	0- 0	6- 0				
6- 5	1- 2	1- 1	AWAY	1- 1	0- 0	3- 1				
2- 1	0- 0	0- 1	NEUTRAL	2- 0	0- 0	0- 0				
11- 3	0- 0	0- 2	NON-CONFERENCE	4- 1	0- 0	7- 0				
5- 2	0- 0	0- 1	HOME	1- 1	0- 0	4- 0				
4- 0	0- 0	0- 0	AWAY	1- 0	0- 0	3- 0				
2- 1	0- 0	0- 1	NEUTRAL	2- 0	0- 0	0- 0				
8- 6	2- 2	2- 2	CONFERENCE	2- 1	0- 0	2- 1				
6- 1	1- 0	1- 1	HOME	2- 0	0- 0	2- 0				
2- 5	1- 2	1- 1	AWAY	0- 1	0- 0	0- 1				
0- 0	0- 0	0- 0	NEUTRAL	0- 0	0- 0	0- 0				

RPI 1-25				RPI 26-50				Team's RPI: 30	RPI 51-100				RPI 101+			
RPI	S	Opponent	Score	RPI	S	Opponent	Score		RPI	S	Opponent	Score	RPI	S	Opponent	Score
9	A	Mississippi St.	75 67	34	H	South Dakota	61 74		52	N	Quinnipiac	65 51	168	H	Texas St.	69 50
15	A	South Carolina	65 79	43	A	Tennessee	66 64		67	A	LSU	51 61	175	H	Arkansas St.	70 50
17	A	Kentucky	41 52	43	H	Tennessee	60 62		69	H	Missouri St.	65 61	190	A	Saint Louis	74 62
22	H	Texas A&M	70 65	45	N	Michigan	54 70		71	A	West Virginia	68 51	196	H	Vanderbilt	69 46
				47	A	Auburn	54 58		74	H	Green Bay	49 56	205	H	Ole Miss	78 55
				47	H	Auburn	74 65		84	N	Duke	62 54	211	A	Illinois	67 45
									89	H	Arkansas	71 53	220	A	Florida	56 58
									97	H	Georgia	61 35	238	A	Western Ill.	89 64
													240	H	UMKC	66 59
													241	H	SIUE	59 36
LAST 12 Division I GAMES:																
84	N	Duke	62 54	22	H	Texas A&M	70 65		67	A	LSU	51 61				
52	N	Quinnipiac	65 51	47	A	Auburn	54 58		47	H	Auburn	74 65				
43	H	Tennessee	60 62	17	A	Kentucky	41 52		15	A	South Carolina	65 79				
9	A	Mississippi St.	75 67	97	H	Georgia	61 35									
196	H	Vanderbilt	69 46													

Non-Div I Games:

Missouri

Average RPI Win:	189	WON-LOST	WINNING	LAST 10	STRENGTH OF	OPP. STRENGTH	TEAM	ADJ.	CONF.	ADJ CONF.
Average RPI Loss:	111	RECORD	PCT. RANK	GAMES	SCHEDULE	OF SCHEDULE	RPI	RPI	RPI	RPI
DIV. I ONLY	17- 8	74	1- 0	92	147	69	69	13	13	
DIV. I NON-CONF.	4- 7	228	0- 0	81	47	172	172	15	15	
TOTALS	RPI 1-25	RPI 26-50	W-L RECORDS	RPI 51-100	RPI 101-150	RPI 150+				
17- 8	1- 1	0- 2	OVERALL	2- 1	0- 0	14- 4				
8- 3	0- 1	0- 1	HOME	1- 0	0- 0	7- 1				
7- 5	1- 0	0- 1	AWAY	1- 1	0- 0	5- 3				
2- 0	0- 0	0- 0	NEUTRAL	0- 0	0- 0	2- 0				
4- 7	0- 1	0- 2	NON-CONFERENCE	1- 1	0- 0	3- 3				
2- 2	0- 1	0- 1	HOME	1- 0	0- 0	1- 0				
0- 5	0- 0	0- 1	AWAY	0- 1	0- 0	0- 3				
2- 0	0- 0	0- 0	NEUTRAL	0- 0	0- 0	2- 0				
13- 1	1- 0	0- 0	CONFERENCE	1- 0	0- 0	11- 1				
6- 1	0- 0	0- 0	HOME	0- 0	0- 0	6- 1				
7- 0	1- 0	0- 0	AWAY	1- 0	0- 0	5- 0				
0- 0	0- 0	0- 0	NEUTRAL	0- 0	0- 0	0- 0				

RPI 1-25				RPI 26-50				RPI 51-100 Team's RPI: 69				RPI 101+			
RPI	S	Opponent	Score	RPI	S	Opponent	Score	RPI	S	Opponent	Score	RPI	S	Opponent	Score
14	H	Gonzaga	67 70	30	A	Missouri	61 65	51	A	Indiana	74 98	151	A	Southern Ill.	70 58
24	A	Drake	85 79	34	H	South Dakota	74 85	68	H	Little Rock	48 44	151	H	Southern Ill.	66 51
								91	A	UNI	63 58	156	A	Bradley	68 56
												156	H	Bradley	82 60
												160	A	Illinois St.	59 47
												160	H	Illinois St.	56 60
												169	A	Santa Clara	73 77
												172	N	Louisiana Tech	82 70
												176	A	North Texas	76 83
												188	H	Indiana St.	71 58
												212	H	Ball St.	74 54
												241	N	SIUE	68 65
												244	A	Loyola Chicago	85 58
												244	H	Loyola Chicago	84 49
												255	A	Wichita St.	60 63
												314	A	Valparaiso	77 58
												314	H	Valparaiso	108 63
												332	H	Evansville	88 66
LAST 12 Division I GAMES:															
244	A	Loyola Chicago	85 58	24	A	Drake	85 79								
314	A	Valparaiso	77 58	314	H	Valparaiso	108 63								
156	H	Bradley	82 60	244	H	Loyola Chicago	84 49								
160	H	Illinois St.	56 60	160	A	Illinois St.	59 47								
151	A	Southern Ill.	70 58	156	A	Bradley	68 56								
91	A	UNI	63 58	151	H	Southern Ill.	66 51								

Non-Div I Games:

Missouri St.

Average RPI Win:	268	WON-LOST	WINNING	LAST 10	STRENGTH OF	OPP. STRENGTH	TEAM	ADJ.	CONF.	ADJ CONF.
Average RPI Loss:	177	RECORD	PCT. RANK	GAMES	SCHEDULE	OF SCHEDULE	RPI	RPI	RPI	RPI
DIV. I ONLY	12- 15	207	0- 1	257	265	235	235	26	26	
DIV. I NON-CONF.	4- 7	228	0- 0	209	221	235	235	27	27	
TOTALS	RPI 1-25	RPI 26-50	W-L RECORDS	RPI 51-100	RPI 101-150	RPI 150+				
12- 15	0- 0	0- 0	OVERALL	0- 5	0- 2	12- 8				
6- 7	0- 0	0- 0	HOME	0- 3	0- 0	6- 4				
6- 8	0- 0	0- 0	AWAY	0- 2	0- 2	6- 4				
0- 0	0- 0	0- 0	NEUTRAL	0- 0	0- 0	0- 0				
4- 7	0- 0	0- 0	NON-CONFERENCE	0- 3	0- 1	4- 3				
2- 3	0- 0	0- 0	HOME	0- 2	0- 0	2- 1				
2- 4	0- 0	0- 0	AWAY	0- 1	0- 1	2- 2				
0- 0	0- 0	0- 0	NEUTRAL	0- 0	0- 0	0- 0				
8- 8	0- 0	0- 0	CONFERENCE	0- 2	0- 1	8- 5				
4- 4	0- 0	0- 0	HOME	0- 1	0- 0	4- 3				
4- 4	0- 0	0- 0	AWAY	0- 1	0- 1	4- 2				
0- 0	0- 0	0- 0	NEUTRAL	0- 0	0- 0	0- 0				

RPI 1-25			RPI 26-50			RPI 51-100			RPI 101+			Team's RPI: 235			
RPI	S	Opponent	Score	RPI	S	Opponent	Score	RPI	S	Opponent	Score	RPI	S	Opponent	Score
								52	A	Quinnipiac	38 67	136	A	Marist	45 69
								52	H	Quinnipiac	46 58	139	A	Lehigh	48 63
								54	H	Bucknell	32 70	179	A	Rider	50 65
								62	A	Virginia Tech	49 82	179	H	Rider	43 55
								76	H	Princeton	47 79	191	A	George Washington	55 51
												215	A	Sacred Heart	55 50
												223	A	East Carolina	67 73
												237	H	Navy	68 67
												249	H	Albany (NY)	64 56
												261	A	Niagara	88 81
												261	H	Niagara	76 54
												270	A	Siena	56 54
												270	H	Siena	68 77
												282	A	Canisius	56 65
												282	H	Canisius	67 61
												284	H	Manhattan	71 63
												292	A	Fairfield	73 63
												296	H	Loyola Maryland	67 75
												326	A	Lafayette	69 73
												331	A	Iona	55 38
												331	H	Iona	51 52
												340	H	Saint Peter's	70 50
LAST 12 Division I GAMES:															
				282	A	Canisius	56 65					179	A	Rider	50 65
				261	A	Niagara	88 81					292	A	Fairfield	73 63
				340	H	Saint Peter's	70 50					52	H	Quinnipiac	46 58
				331	H	Iona	51 52					261	H	Niagara	76 54
				284	H	Manhattan	71 63					282	H	Canisius	67 61
				270	A	Siena	56 54					270	H	Siena	68 77

Non-Div I Games:

Monmouth



Average RPI Win: <b>212</b>	WON-LOST	WINNING	LAST 10	STRENGTH OF	OPP. STRENGTH	TEAM	ADJ.	CONF.	ADJ CONF.
Average RPI Loss: <b>111</b>	RECORD	PCT. RANK	GAMES	SCHEDULE	OF SCHEDULE	RPI	RPI	RPI	RPI
DIV. I ONLY	<b>11- 13</b>	<b>202</b>	<b>1- 0</b>	<b>127</b>	<b>157</b>	<b>171</b>	<b>171</b>	<b>16</b>	<b>16</b>
DIV. I NON-CONF.	<b>4- 4</b>	<b>162</b>	<b>1- 0</b>	<b>35</b>	<b>159</b>	<b>83</b>	<b>83</b>	<b>12</b>	<b>12</b>
TOTALS	RPI 1-25	RPI 26-50	W-L RECORDS	RPI 51-100	RPI 101-150	RPI 150+			
11- 13	0- 1	0- 1	OVERALL	4- 3	0- 5	7- 3			
7- 4	0- 0	0- 1	HOME	4- 0	0- 2	3- 1			
3- 9	0- 1	0- 0	AWAY	0- 3	0- 3	3- 2			
1- 0	0- 0	0- 0	NEUTRAL	0- 0	0- 0	1- 0			
4- 4	0- 1	0- 1	NON-CONFERENCE	2- 1	0- 0	2- 1			
2- 1	0- 0	0- 1	HOME	2- 0	0- 0	0- 0			
1- 3	0- 1	0- 0	AWAY	0- 1	0- 0	1- 1			
1- 0	0- 0	0- 0	NEUTRAL	0- 0	0- 0	1- 0			
7- 9	0- 0	0- 0	CONFERENCE	2- 2	0- 5	5- 2			
5- 3	0- 0	0- 0	HOME	2- 0	0- 2	3- 1			
2- 6	0- 0	0- 0	AWAY	0- 2	0- 3	2- 1			
0- 0	0- 0	0- 0	NEUTRAL	0- 0	0- 0	0- 0			

RPI S	Opponent	Score	RPI S	Opponent	Score	RPI S	Opponent	Score	RPI S	Opponent	Score	Team's RPI: 171
14	A Gonzaga	52 76	34	H South Dakota	41 64	72	A Arizona	51 100	108	A Northern Colo.	61 79	
						82	H UC Davis	62 56	108	H Northern Colo.	62 73	
						88	A Idaho	68 76	124	A Portland St.	60 78	
						88	H Idaho	82 79	135	A Montana St.	52 74	
						92	A Idaho St.	34 50	135	H Montana St.	71 75	
						92	H Idaho St.	60 59	158	A Washington	54 69	
						98	H Northern Ill.	86 70	187	A Eastern Wash.	64 67	
									187	H Eastern Wash.	62 68	
									230	N Saint Francis (PA)	79 77	
									233	A Sacramento St.	88 86	
									248	H Northern Ariz.	78 62	
									286	H Southern Utah	79 57	
									319	A Weber St.	72 60	
									319	H Weber St.	64 56	
									335	A Grand Canyon	69 47	
LAST 12 Division I GAMES:												
230	N Saint Francis (PA)	79 77	187	A Eastern Wash.	64 67							
82	H UC Davis	62 56	88	A Idaho	68 76							
108	A Northern Colo.	61 79	135	A Montana St.	52 74							
135	H Montana St.	71 75	319	A Weber St.	72 60							
92	H Idaho St.	60 59	92	A Idaho St.	34 50							
319	H Weber St.	64 56	88	H Idaho	82 79							

Non-Div I Games: Providence (MT) 90 45

Montana

Loss, Non-Conf, S Site, H Home A Away N Neutral

Average RPI Win:	227	WON-LOST	WINNING	LAST 10	STRENGTH OF	OPP. STRENGTH	TEAM	ADJ.	CONF.	ADJ CONF.
Average RPI Loss:	83	RECORD	PCT. RANK	GAMES	SCHEDULE	OF SCHEDULE	RPI	RPI	RPI	RPI
DIV. I ONLY	13- 12	160	1- 0	122	135	135	135	16	16	
DIV. I NON-CONF.	4- 5	190	1- 0	40	94	92	92	12	12	
TOTALS	RPI 1-25	RPI 26-50	W-L RECORDS	RPI 51-100	RPI 101-150	RPI 150+				
13- 12	0- 1	0- 3	OVERALL	0- 5	2- 2	11- 1				
6- 5	0- 0	0- 1	HOME	0- 2	0- 1	6- 1				
6- 7	0- 1	0- 2	AWAY	0- 3	1- 1	5- 0				
1- 0	0- 0	0- 0	NEUTRAL	0- 0	1- 0	0- 0				
4- 5	0- 1	0- 3	NON-CONFERENCE	0- 1	1- 0	3- 0				
2- 1	0- 0	0- 1	HOME	0- 0	0- 0	2- 0				
1- 4	0- 1	0- 2	AWAY	0- 1	0- 0	1- 0				
1- 0	0- 0	0- 0	NEUTRAL	0- 0	1- 0	0- 0				
9- 7	0- 0	0- 0	CONFERENCE	0- 4	1- 2	8- 1				
4- 4	0- 0	0- 0	HOME	0- 2	0- 1	4- 1				
5- 3	0- 0	0- 0	AWAY	0- 2	1- 1	4- 0				
0- 0	0- 0	0- 0	NEUTRAL	0- 0	0- 0	0- 0				

RPI 1-25				RPI 26-50				RPI 51-100				RPI 101+ Team's RPI: 135			
RPI	S	Opponent	Score	RPI	S	Opponent	Score	RPI	S	Opponent	Score	RPI	S	Opponent	Score
10	A	Marquette	52 100	29	H	South Dakota St.	67 88	78	A	SFA	53 60	108	A	Northern Colo.	79 66
				46	A	Wyoming	58 66	88	A	Idaho	65 90	108	H	Northern Colo.	73 84
				49	A	TCU	49 71	88	H	Idaho	66 82	124	A	Portland St.	53 55
								92	A	Idaho St.	43 61	149	N	Delaware	69 60
								92	H	Idaho St.	49 62	168	A	Texas St.	67 59
												171	A	Montana	75 71
												171	H	Montana	74 52
												187	A	Eastern Wash.	61 47
												187	H	Eastern Wash.	87 89
												233	A	Sacramento St.	69 53
												248	H	Northern Ariz.	80 70
												275	H	Long Beach St.	85 62
												286	H	Southern Utah	69 64
												319	A	Weber St.	66 59
												319	H	Weber St.	72 59
												322	H	Omaha	59 56
LAST 12 Division I GAMES:															
168	A	Texas St.	67 59	108	H	Northern Colo.	73 84								
171	A	Montana	75 71	171	H	Montana	74 52								
319	H	Weber St.	72 59	92	A	Idaho St.	43 61								
92	H	Idaho St.	49 62	319	A	Weber St.	66 59								
88	A	Idaho	65 90	187	H	Eastern Wash.	87 89								
187	A	Eastern Wash.	61 47	108	A	Northern Colo.	79 66								

Non-Div I Games: Carroll (MT) 64 48

Montana St.

Loss, Non-Conf, S Site, H Home A Away N Neutral

Average RPI Win:	245	WON-LOST	WINNING	LAST 10	STRENGTH OF	OPP. STRENGTH	TEAM	ADJ.	CONF.	ADJ CONF.
Average RPI Loss:	150	RECORD	PCT. RANK	GAMES	SCHEDULE	OF SCHEDULE	RPI	RPI	RPI	RPI
DIV. I ONLY	18- 9	84	1- 0	206	286	131	131	22	22	
DIV. I NON-CONF.	7- 4	108	0- 0	221	286	135	135	22	22	
TOTALS	RPI 1-25	RPI 26-50	W-L RECORDS	RPI 51-100	RPI 101-150	RPI 150+				
18- 9	0- 2	0- 0	OVERALL	1- 2	1- 0	16- 5				
10- 3	0- 0	0- 0	HOME	0- 1	1- 0	9- 2				
8- 6	0- 2	0- 0	AWAY	1- 1	0- 0	7- 3				
0- 0	0- 0	0- 0	NEUTRAL	0- 0	0- 0	0- 0				
7- 4	0- 2	0- 0	NON-CONFERENCE	1- 0	0- 0	6- 2				
4- 1	0- 0	0- 0	HOME	0- 0	0- 0	4- 1				
3- 3	0- 2	0- 0	AWAY	1- 0	0- 0	2- 1				
0- 0	0- 0	0- 0	NEUTRAL	0- 0	0- 0	0- 0				
11- 5	0- 0	0- 0	CONFERENCE	0- 2	1- 0	10- 3				
6- 2	0- 0	0- 0	HOME	0- 1	1- 0	5- 1				
5- 3	0- 0	0- 0	AWAY	0- 1	0- 0	5- 2				
0- 0	0- 0	0- 0	NEUTRAL	0- 0	0- 0	0- 0				

RPI 1-25				RPI 26-50				RPI 51-100				RPI 101+ Team's RPI: 131			
RPI	S	Opponent	Score	RPI	S	Opponent	Score	RPI	S	Opponent	Score	RPI	S	Opponent	Score
2	A	Baylor	58 96					60	A	Belmont	50 77	133	H	UT Martin	85 75
17	A	Kentucky	57 87					60	H	Belmont	57 77	154	A	Tennessee Tech	73 70
								85	A	Radford	79 72	154	H	Tennessee Tech	77 56
												192	A	N.C. A&T	72 67
												199	A	Jacksonville St.	57 68
												199	H	Jacksonville St.	66 55
												229	A	Gardner-Webb	84 69
												230	A	Saint Francis (PA)	83 89
												233	H	Southeast Mo. St.	82 54
												241	A	SIUE	73 67
												260	A	Austin Peay	80 81
												260	H	Austin Peay	75 84
												263	H	St. Francis Brooklyn	94 101
												267	A	Murray St.	83 61
												295	A	Eastern Ill.	67 57
												297	A	Tennessee St.	85 62
												297	H	Tennessee St.	71 55
												314	H	Valparaiso	68 62
												318	H	Lipscomb	79 44
												327	H	Eastern Ky.	68 52
												332	H	Evansville	85 63
												350	H	Chicago St.	104 68
LAST 12 Division I GAMES:															
154	A	Tennessee Tech	73 70	295	A	Eastern Ill.	67 57								
199	A	Jacksonville St.	57 68	241	A	SIUE	73 67								
327	H	Eastern Ky.	68 52	199	H	Jacksonville St.	66 55								
260	H	Austin Peay	75 84	154	H	Tennessee Tech	77 56								
60	H	Belmont	57 77	133	H	UT Martin	85 75								
297	H	Tennessee St.	71 55	233	H	Southeast Mo. St.	82 54								

Non-Div I Games: Alice Lloyd 121 56 Ky. Christian 119 28

Morehead St.

■ Loss, 
 ■ Non-Conf, 
 ■ S Site, 
 ■ Home 
 ■ A Away 
 N Neutral

Average RPI Win: <b>327</b>	WON-LOST	WINNING	LAST 10	STRENGTH OF	OPP. STRENGTH	TEAM	ADJ.	CONF.	ADJ CONF.
Average RPI Loss: <b>189</b>	RECORD	PCT. RANK	GAMES	SCHEDULE	OF SCHEDULE	RPI	RPI	RPI	RPI
DIV. I ONLY	7- 18	284	0- 1	262	347	307	307	32	32
DIV. I NON-CONF.	1- 11	335	0- 1	163	232	323	323	32	32
TOTALS	RPI 1-25	RPI 26-50	W-L RECORDS	RPI 51-100	RPI 101-150	RPI 150+			
7- 18	0- 1	0- 1	OVERALL	0- 3	0- 2	7- 11			
4- 6	0- 0	0- 0	HOME	0- 0	0- 0	4- 6			
3- 9	0- 0	0- 1	AWAY	0- 2	0- 2	3- 4			
0- 3	0- 1	0- 0	NEUTRAL	0- 1	0- 0	0- 1			
1- 11	0- 1	0- 1	NON-CONFERENCE	0- 3	0- 2	1- 4			
1- 2	0- 0	0- 0	HOME	0- 0	0- 0	1- 2			
0- 6	0- 0	0- 1	AWAY	0- 2	0- 2	0- 1			
0- 3	0- 1	0- 0	NEUTRAL	0- 1	0- 0	0- 1			
6- 7	0- 0	0- 0	CONFERENCE	0- 0	0- 0	6- 7			
3- 4	0- 0	0- 0	HOME	0- 0	0- 0	3- 4			
3- 3	0- 0	0- 0	AWAY	0- 0	0- 0	3- 3			
0- 0	0- 0	0- 0	NEUTRAL	0- 0	0- 0	0- 0			

RPI 1-25				RPI 26-50				RPI 51-100				RPI 101+				Team's RPI: 307	
RPI	S	Opponent	Score	RPI	S	Opponent	Score	RPI	S	Opponent	Score	RPI	S	Opponent	Score		
13	N	Maryland	44 68	45	A	Michigan	47 70	71	A	West Virginia	37 72	113	A	Hartford	59 80		
								78	A	SFA	42 69	120	A	Western Ky.	43 90		
								97	N	Georgia	33 60	192	A	N.C. A&T	29 62		
												193	H	UMES	68 73		
												206	H	Bethune-Cookman	69 73		
												223	A	Howard	56 79		
												223	H	Howard	62 74		
												261	N	Niagara	57 67		
												264	H	Norfolk St.	49 64		
												301	A	South Carolina St.	63 61		
												301	H	South Carolina St.	62 51		
												312	H	UMBC	68 73		
												315	A	FIU	50 59		
												320	H	Central Conn. St.	36 60		
												324	H	UMass Lowell	61 49		
												328	A	Coppin St.	74 57		
												339	A	N.C. Central	65 62		
												347	H	Florida A&M	75 71		
												349	A	Savannah St.	35 53		
												349	H	Savannah St.	63 47		
LAST 12 Division I GAMES:																	
261	N	Niagara	57 67	347	H	Florida A&M	75 71										
223	H	Howard	62 74	206	H	Bethune-Cookman	69 73										
264	H	Norfolk St.	49 64	339	A	N.C. Central	65 62										
349	A	Savannah St.	35 53	192	A	N.C. A&T	29 62										
301	A	South Carolina St.	63 61	223	A	Howard	56 79										
328	A	Coppin St.	74 57	301	H	South Carolina St.	62 51										

Non-Div I Games: Lincoln (PA) 46 **51** Washington Adventis60 43

Morgan St.

**Loss**, **Non-Conf**, **S Site**, **H Home** **A Away** **N Neutral**

Average RPI Win: 261		WON-LOST	WINNING	LAST 10	STRENGTH OF		OPP. STRENGTH	TEAM	ADJ.	CONF.	ADJ CONF.
Average RPI Loss: 211		RECORD	PCT. RANK	GAMES	SCHEDULE		OF SCHEDULE	RPI	RPI	RPI	RPI
DIV. I ONLY		12- 13	187	1- 0	303		333	239	239	31	31
DIV. I NON-CONF.		5- 5	162	0- 0	136		252	121	121	31	31
TOTALS		RPI 1-25	RPI 26-50		W-L RECORDS		RPI 51-100	RPI 101-150		RPI 150+	
12- 13	0- 0	0- 1		OVERALL		1- 1	1- 1		10- 10		
7- 3	0- 0	0- 0		HOME		1- 0	1- 0		5- 3		
5- 10	0- 0	0- 1		AWAY		0- 1	0- 1		5- 7		
0- 0	0- 0	0- 0		NEUTRAL		0- 0	0- 0		0- 0		
5- 5	0- 0	0- 1		NON-CONFERENCE		1- 1	1- 1		3- 2		
2- 1	0- 0	0- 0		HOME		1- 0	1- 0		0- 1		
3- 4	0- 0	0- 1		AWAY		0- 1	0- 1		3- 1		
0- 0	0- 0	0- 0		NEUTRAL		0- 0	0- 0		0- 0		
7- 8	0- 0	0- 0		CONFERENCE		0- 0	0- 0		7- 8		
5- 2	0- 0	0- 0		HOME		0- 0	0- 0		5- 2		
2- 6	0- 0	0- 0		AWAY		0- 0	0- 0		2- 6		
0- 0	0- 0	0- 0		NEUTRAL		0- 0	0- 0		0- 0		

RPI 1-25				RPI 26-50				RPI 51-100				RPI 101+ Team's RPI: 239			
RPI	S	Opponent	Score	RPI	S	Opponent	Score	RPI	S	Opponent	Score	RPI	S	Opponent	Score
				45	A	Michigan	40 88	62	A	Virginia Tech	51 83	107	H	Towson	87 78
								85	H	Radford	89 77	144	A	Duquesne	64 73
												179	A	Rider	67 85
												193	H	UMES	73 86
												198	A	Robert Morris	58 70
												198	H	Robert Morris	61 55
												215	A	Sacred Heart	41 76
												229	A	Gardner-Webb	69 62
												230	A	Saint Francis (PA)	66 68
												230	H	Saint Francis (PA)	72 83
												263	H	St. Francis Brooklyn	78 75
												296	A	Loyola Maryland	77 67
												298	A	Bryant	59 77
												298	H	Bryant	68 73
												311	A	Wagner	76 92
												311	H	Wagner	81 66
												312	A	UMBC	65 52
												320	A	Central Conn. St.	61 44
												320	H	Central Conn. St.	84 53
												346	A	LIU Brooklyn	61 71
												346	H	LIU Brooklyn	61 45
												348	A	Fairleigh Dickinson	63 47
LAST 12 Division I GAMES:															
				320	A	Central Conn. St.	61 44	230	H	Saint Francis (PA)	72 83				
				298	A	Bryant	59 77	263	H	St. Francis Brooklyn	78 75				
				311	H	Wagner	81 66	346	H	LIU Brooklyn	61 45				
				198	H	Robert Morris	61 55	348	A	Fairleigh Dickinson	63 47				
				346	A	LIU Brooklyn	61 71	311	A	Wagner	76 92				
				215	A	Sacred Heart	41 76	320	H	Central Conn. St.	84 53				

Non-Div I Games: Washington Col. 74 50

Mt. St. Mary's

Loss, Non-Conf, S Site, H Home A Away N Neutral

Average RPI Win:	264	WON-LOST	WINNING	LAST 10	STRENGTH OF	OPP. STRENGTH	TEAM	ADJ.	CONF.	ADJ CONF.
Average RPI Loss:	167	RECORD	PCT. RANK	GAMES	SCHEDULE	OF SCHEDULE	RPI	RPI	RPI	RPI
DIV. I ONLY	10- 15	230	1- 0	282	220	267	267	22	22	
DIV. I NON-CONF.	2- 7	288	0- 0	259	102	312	312	22	22	
TOTALS	RPI 1-25	RPI 26-50	W-L RECORDS	RPI 51-100	RPI 101-150	RPI 150+				
10- 15	0- 1	0- 1	OVERALL	0- 2	1- 2	9- 9				
7- 5	0- 0	0- 0	HOME	0- 1	1- 1	6- 3				
3- 10	0- 1	0- 1	AWAY	0- 1	0- 1	3- 6				
0- 0	0- 0	0- 0	NEUTRAL	0- 0	0- 0	0- 0				
2- 7	0- 1	0- 1	NON-CONFERENCE	0- 1	0- 0	2- 4				
2- 2	0- 0	0- 0	HOME	0- 0	0- 0	2- 2				
0- 5	0- 1	0- 1	AWAY	0- 1	0- 0	0- 2				
0- 0	0- 0	0- 0	NEUTRAL	0- 0	0- 0	0- 0				
8- 8	0- 0	0- 0	CONFERENCE	0- 1	1- 2	7- 5				
5- 3	0- 0	0- 0	HOME	0- 1	1- 1	4- 1				
3- 5	0- 0	0- 0	AWAY	0- 0	0- 1	3- 4				
0- 0	0- 0	0- 0	NEUTRAL	0- 0	0- 0	0- 0				

RPI 1-25				RPI 26-50				RPI 51-100				RPI 101+ Team's RPI: 267			
RPI	S	Opponent	Score	RPI	S	Opponent	Score	RPI	S	Opponent	Score	RPI	S	Opponent	Score
17	A	Kentucky	49 88	43	A	Tennessee	77 98	55	A	Butler	65 86	131	H	Morehead St.	61 83
								60	H	Belmont	58 65	133	A	UT Martin	67 75
												133	H	UT Martin	76 73
												151	H	Southern Ill.	59 65
												154	A	Tennessee Tech	65 74
												175	A	Arkansas St.	63 74
												199	A	Jacksonville St.	64 59
												211	A	Illinois	52 84
												233	A	Southeast Mo. St.	64 59
												233	H	Southeast Mo. St.	82 74
												241	A	SIUE	54 71
												241	H	SIUE	81 75
												260	A	Austin Peay	56 59
												289	H	Alabama A&M	53 59
												295	A	Eastern Ill.	67 75
												295	H	Eastern Ill.	60 51
												297	H	Tennessee St.	61 65
												318	H	Lipscomb	97 61
												327	A	Eastern Ky.	76 63
												327	H	Eastern Ky.	81 63
												332	H	Evansville	81 53
LAST 12 Division I GAMES:															
233	H	Southeast Mo. St.	82 74	154	A	Tennessee Tech	65 74								
133	H	UT Martin	76 73	199	A	Jacksonville St.	64 59								
260	A	Austin Peay	56 59	297	H	Tennessee St.	61 65								
327	A	Eastern Ky.	76 63	60	H	Belmont	58 65								
241	H	SIUE	81 75	241	A	SIUE	54 71								
295	H	Eastern Ill.	60 51	295	A	Eastern Ill.	67 75								

Non-Div I Games: Oakland City 113 55 Bethel (TN) 86 50

Murray St.

Loss, Non-Conf, S Site, H Home A Away N Neutral

Average RPI Win:	292	WON-LOST	WINNING	LAST 10	STRENGTH OF	OPP. STRENGTH	TEAM	ADJ.	CONF.	ADJ CONF.
Average RPI Loss:	151	RECORD	PCT. RANK	GAMES	SCHEDULE	OF SCHEDULE	RPI	RPI	RPI	RPI
DIV. I ONLY	16- 9	94	0- 1	333	316	192	192	32	32	
DIV. I NON-CONF.	2- 9	297	0- 1	283	119	302	302	32	32	
TOTALS	RPI 1-25	RPI 26-50	W-L RECORDS	RPI 51-100	RPI 101-150	RPI 150+				
16- 9	0- 0	0- 0	OVERALL	0- 2	0- 4	16- 3				
6- 3	0- 0	0- 0	HOME	0- 0	0- 3	6- 0				
10- 4	0- 0	0- 0	AWAY	0- 1	0- 0	10- 3				
0- 2	0- 0	0- 0	NEUTRAL	0- 1	0- 1	0- 0				
2- 9	0- 0	0- 0	NON-CONFERENCE	0- 2	0- 4	2- 3				
0- 3	0- 0	0- 0	HOME	0- 0	0- 3	0- 0				
2- 4	0- 0	0- 0	AWAY	0- 1	0- 0	2- 3				
0- 2	0- 0	0- 0	NEUTRAL	0- 1	0- 1	0- 0				
14- 0	0- 0	0- 0	CONFERENCE	0- 0	0- 0	14- 0				
6- 0	0- 0	0- 0	HOME	0- 0	0- 0	6- 0				
8- 0	0- 0	0- 0	AWAY	0- 0	0- 0	8- 0				
0- 0	0- 0	0- 0	NEUTRAL	0- 0	0- 0	0- 0				

RPI S	Opponent	Score	RPI S	Opponent	Score	RPI S	Opponent	Score	RPI S	Opponent	Score	Team's RPI: 192
						58 N	Maine	52 58	101 H	VCU	48 54	
						99 A	Virginia	57 67	115 N	Yale	49 59	
									131 H	Morehead St.	67 72	
									148 H	Akron	36 49	
									193 A	UMES	51 49	
									193 H	UMES	70 58	
									206 A	Bethune-Cookman	72 48	
									213 A	Elon	64 73	
									223 A	Howard	63 58	
									237 A	Navy	49 72	
									254 A	ETSU	56 61	
									264 A	Norfolk St.	49 44	
									301 A	South Carolina St.	58 44	
									301 H	South Carolina St.	59 52	
									304 A	Fla. Atlantic	67 65	
									307 H	Morgan St.	62 29	
									328 H	Coppin St.	66 42	
									338 A	Western Caro.	69 51	
									339 A	N.C. Central	52 49	
									342 A	Delaware St.	67 47	
									342 H	Delaware St.	72 49	
									347 A	Florida A&M	56 48	
									349 H	Savannah St.	73 69	
LAST 12 Division I GAMES:												
			115 N	Yale	49 59		342 H	Delaware St.	72 49			
			349 H	Savannah St.	73 69		206 A	Bethune-Cookman	72 48			
			301 H	South Carolina St.	59 52		347 A	Florida A&M	56 48			
			264 A	Norfolk St.	49 44		339 A	N.C. Central	52 49			
			223 A	Howard	63 58		328 H	Coppin St.	66 42			
			193 H	UMES	70 58		307 H	Morgan St.	62 29			

Non-Div I Games: Winston-Salem 60 56 Johnson C. Smith 50 53

N.C. A&T

Loss, Non-Conf, S Site, H Home A Away N Neutral

N.C. Central

Through Games Of Feb. 25, 2019

Average RPI Win:	325	WON-LOST	WINNING	LAST 10	STRENGTH OF	OPP. STRENGTH	TEAM	ADJ.	CONF.	ADJ CONF.
Average RPI Loss:	215	RECORD	PCT. RANK	GAMES	SCHEDULE	OF SCHEDULE	RPI	RPI	RPI	RPI
DIV. I ONLY	7- 20	297	0- 1	340	345	339	339	32	32	
DIV. I NON-CONF.	2- 10	311	0- 0	278	267	339	339	32	32	
TOTALS	RPI 1-25	RPI 26-50	W-L RECORDS	RPI 51-100	RPI 101-150	RPI 150+				
7- 20	0- 1	0- 0	OVERALL	0- 0	0- 3	7- 16				
5- 9	0- 0	0- 0	HOME	0- 0	0- 1	5- 8				
2- 10	0- 1	0- 0	AWAY	0- 0	0- 2	2- 7				
0- 1	0- 0	0- 0	NEUTRAL	0- 0	0- 0	0- 1				
2- 10	0- 1	0- 0	NON-CONFERENCE	0- 0	0- 3	2- 6				
2- 4	0- 0	0- 0	HOME	0- 0	0- 1	2- 3				
0- 5	0- 1	0- 0	AWAY	0- 0	0- 2	0- 2				
0- 1	0- 0	0- 0	NEUTRAL	0- 0	0- 0	0- 1				
5- 10	0- 0	0- 0	CONFERENCE	0- 0	0- 0	5- 10				
3- 5	0- 0	0- 0	HOME	0- 0	0- 0	3- 5				
2- 5	0- 0	0- 0	AWAY	0- 0	0- 0	2- 5				
0- 0	0- 0	0- 0	NEUTRAL	0- 0	0- 0	0- 0				

RPI 1-25			RPI 26-50			RPI 51-100			RPI 101+			Team's RPI: 339
RPI	S	Opponent	Score	RPI	S	Opponent	Score	RPI	S	Opponent	Score	
7	A	Iowa	39 106					118	A	High Point	69 80	
								121	H	UNCW	82 89	
								134	A	Georgia St.	54 65	
								162	H	Coastal Caro.	66 89	
								192	H	N.C. A&T	49 52	
								193	A	UMES	49 59	
								193	H	UMES	61 69	
								206	A	Bethune-Cookman	54 72	
								206	H	Bethune-Cookman	50 67	
								209	A	Memphis	56 77	
								213	H	Elon	54 83	
								223	A	Howard	70 80	
								259	H	Wofford	66 59	
								264	A	Norfolk St.	48 62	
								279	A	Winthrop	41 66	
								293	N	Kennesaw St.	54 78	
								301	H	South Carolina St.	60 72	
								303	H	UNC Greensboro	66 57	
								307	H	Morgan St.	62 65	
								328	H	Coppin St.	62 57	
								342	A	Delaware St.	61 71	
								342	H	Delaware St.	65 64	
								344	H	USC Upstate	63 82	
								347	A	Florida A&M	64 57	
								349	A	Savannah St.	71 67	
								349	H	Savannah St.	77 65	
LAST 12 Division I GAMES:												
301	H	South Carolina St.	60 72	347	A	Florida A&M	64 57					
349	H	Savannah St.	77 65	206	A	Bethune-Cookman	54 72					
223	A	Howard	70 80	349	A	Savannah St.	71 67					
264	A	Norfolk St.	48 62	192	H	N.C. A&T	49 52					
342	H	Delaware St.	65 64	307	H	Morgan St.	62 65					
193	H	UMES	61 69	328	H	Coppin St.	62 57					

Non-Div I Games: Wilberforce 55 49

N.C. Central

Loss, Non-Conf, S Site, H Home A Away N Neutral



Average RPI Win:	96	WON-LOST	WINNING	LAST 10	STRENGTH OF	OPP. STRENGTH	TEAM	ADJ.	CONF.	ADJ CONF.
Average RPI Loss:	17	RECORD	PCT. RANK	GAMES	SCHEDULE	OF SCHEDULE	RPI	RPI	RPI	RPI
DIV. I ONLY	24- 3	8	1- 0	33	3	8	8	1	1	
DIV. I NON-CONF.	13- 0	1	0- 0	41	30	6	6	1	1	
TOTALS	RPI 1-25	RPI 26-50	W-L RECORDS	RPI 51-100	RPI 101-150	RPI 150+				
24- 3	1- 2	5- 1	OVERALL	9- 0	5- 0	4- 0				
14- 2	0- 1	2- 1	HOME	7- 0	3- 0	2- 0				
8- 1	1- 1	2- 0	AWAY	2- 0	2- 0	1- 0				
2- 0	0- 0	1- 0	NEUTRAL	0- 0	0- 0	1- 0				
13- 0	0- 0	2- 0	NON-CONFERENCE	6- 0	1- 0	4- 0				
9- 0	0- 0	1- 0	HOME	5- 0	1- 0	2- 0				
2- 0	0- 0	0- 0	AWAY	1- 0	0- 0	1- 0				
2- 0	0- 0	1- 0	NEUTRAL	0- 0	0- 0	1- 0				
11- 3	1- 2	3- 1	CONFERENCE	3- 0	4- 0	0- 0				
5- 2	0- 1	1- 1	HOME	2- 0	2- 0	0- 0				
6- 1	1- 1	2- 0	AWAY	1- 0	2- 0	0- 0				
0- 0	0- 0	0- 0	NEUTRAL	0- 0	0- 0	0- 0				

RPI	S	Opponent	Score	RPI	S	Opponent	Score	RPI	S	Opponent	Score	RPI	S	Opponent	Score
1	H	Notre Dame	72 95	31	A	North Carolina	74 69	58	H	Maine	84 46	114	A	Boston College	85 69
12	A	Syracuse	77 73	31	H	North Carolina	51 64	60	H	Belmont	77 62	125	H	Pittsburgh	63 34
20	A	Florida St.	70 75	39	N	Michigan St.	78 74	62	H	Virginia Tech	70 61	128	A	Wake Forest	59 50
				40	A	Georgia Tech	68 60	83	H	Kent St.	78 61	128	H	Wake Forest	80 46
				41	H	Clemson	54 51	84	H	Duke	63 51	138	H	Davidson	75 45
				45	H	Michigan	66 55	85	H	Radford	75 58	163	A	Chattanooga	78 58
								87	H	Old Dominion	85 56	191	N	George Washington	69 61
								93	A	Georgetown	76 65	196	H	Vanderbilt	74 54
								99	A	Virginia	66 38	208	H	Hampton	83 51
LAST 12 Division I GAMES:															
31	A	North Carolina	74 69	128	A	Wake Forest	59 50	40	A	Georgia Tech	68 60	41	H	Clemson	54 51
128	H	Wake Forest	80 46	40	A	Georgia Tech	68 60	62	H	Virginia Tech	70 61	99	A	Virginia	66 38
1	H	Notre Dame	72 95	41	H	Clemson	54 51	99	A	Virginia	66 38	125	H	Pittsburgh	63 34
12	A	Syracuse	77 73	62	H	Virginia Tech	70 61								
20	A	Florida St.	70 75	99	A	Virginia	66 38								
31	H	North Carolina	51 64	125	H	Pittsburgh	63 34								

Non-Div I Games:

NC State

■ Loss, 
 ■ Non-Conf, S Site, 
 ■ Home 
 ■ Away 
 N Neutral

Average RPI Win:	309	WON-LOST	WINNING	LAST 10	STRENGTH OF	OPP. STRENGTH	TEAM	ADJ.	CONF.	ADJ CONF.
Average RPI Loss:	194	RECORD	PCT. RANK	GAMES	SCHEDULE	OF SCHEDULE	RPI	RPI	RPI	RPI
DIV. I ONLY	5- 21	318	0- 1	258	313	325	325	24	24	
DIV. I NON-CONF.	3- 10	278	0- 0	287	339	315	315	26	26	
TOTALS	RPI 1-25	RPI 26-50	W-L RECORDS	RPI 51-100	RPI 101-150	RPI 150+				
5- 21	0- 0	0- 0	OVERALL	0- 5	0- 1	5- 15				
3- 9	0- 0	0- 0	HOME	0- 2	0- 1	3- 6				
2- 12	0- 0	0- 0	AWAY	0- 3	0- 0	2- 9				
0- 0	0- 0	0- 0	NEUTRAL	0- 0	0- 0	0- 0				
3- 10	0- 0	0- 0	NON-CONFERENCE	0- 3	0- 1	3- 6				
1- 4	0- 0	0- 0	HOME	0- 1	0- 1	1- 2				
2- 6	0- 0	0- 0	AWAY	0- 2	0- 0	2- 4				
0- 0	0- 0	0- 0	NEUTRAL	0- 0	0- 0	0- 0				
2- 11	0- 0	0- 0	CONFERENCE	0- 2	0- 0	2- 9				
2- 5	0- 0	0- 0	HOME	0- 1	0- 0	2- 4				
0- 6	0- 0	0- 0	AWAY	0- 1	0- 0	0- 5				
0- 0	0- 0	0- 0	NEUTRAL	0- 0	0- 0	0- 0				

RPI S	Opponent	Score	RPI S	Opponent	Score	RPI S	Opponent	Score	RPI S	Opponent	Score	Team's RPI: 325
63	A Penn	42 85	113	H Hartford	53 84							
70	A FGCU	42 61	179	A Rider	46 67							
70	H FGCU	35 67	182	A North Ala.	60 72							
71	A West Virginia	50 95	182	H North Ala.	54 77							
83	H Kent St.	40 57	194	A Stetson	48 74							
			194	H Stetson	47 56							
			216	A Liberty	47 58							
			223	A Howard	57 77							
			231	A Jacksonville	55 69							
			231	H Jacksonville	56 61							
			233	H Southeast Mo. St.	58 68							
			252	A Colgate	71 53							
			268	H North Florida	59 78							
			281	H Vermont	63 71							
			293	A Kennesaw St.	47 70							
			293	H Kennesaw St.	66 60							
			318	H Lipscomb	80 67							
			338	H Western Caro.	79 71							
			340	A Saint Peter's	57 70							
			346	A LIU Brooklyn	72 51							
			348	A Fairleigh Dickinson	43 64							
LAST 12 Division I GAMES:												
231	A Jacksonville	55 69	70	H FGCU	35 67							
194	H Stetson	47 56	182	H North Ala.	54 77							
268	H North Florida	59 78	194	A Stetson	48 74							
70	A FGCU	42 61	231	H Jacksonville	56 61							
293	A Kennesaw St.	47 70	318	H Lipscomb	80 67							
216	A Liberty	47 58	182	A North Ala.	60 72							

Non-Div I Games:

NJIT

■ Loss, 
 ■ Non-Conf, 
 ■ S Site, 
 ■ H Home 
 ■ A Away 
 N Neutral

Average RPI Win: <b>245</b>	WON-LOST	WINNING	LAST 10	STRENGTH OF	OPP. STRENGTH	TEAM	ADJ.	CONF.	ADJ CONF.
Average RPI Loss: <b>176</b>	RECORD	PCT. RANK	GAMES	SCHEDULE	OF SCHEDULE	RPI	RPI	RPI	RPI
DIV. I ONLY	9- 15	246	0- 1	166	291	237	237	18	18
DIV. I NON-CONF.	4- 5	190	0- 0	121	333	177	177	21	21
TOTALS	RPI 1-25	RPI 26-50	W-L RECORDS	RPI 51-100	RPI 101-150	RPI 150+			
9- 15	0- 0	0- 0	OVERALL	0- 3	0- 3	9- 9			
5- 7	0- 0	0- 0	HOME	0- 3	0- 2	5- 2			
4- 8	0- 0	0- 0	AWAY	0- 0	0- 1	4- 7			
0- 0	0- 0	0- 0	NEUTRAL	0- 0	0- 0	0- 0			
4- 5	0- 0	0- 0	NON-CONFERENCE	0- 1	0- 1	4- 3			
2- 2	0- 0	0- 0	HOME	0- 1	0- 1	2- 0			
2- 3	0- 0	0- 0	AWAY	0- 0	0- 0	2- 3			
0- 0	0- 0	0- 0	NEUTRAL	0- 0	0- 0	0- 0			
5- 10	0- 0	0- 0	CONFERENCE	0- 2	0- 2	5- 6			
3- 5	0- 0	0- 0	HOME	0- 2	0- 1	3- 2			
2- 5	0- 0	0- 0	AWAY	0- 0	0- 1	2- 4			
0- 0	0- 0	0- 0	NEUTRAL	0- 0	0- 0	0- 0			

RPI S	Opponent	Score	RPI S	Opponent	Score	RPI S	Opponent	Score	RPI S	Opponent	Score	Team's RPI: 237
						54	H Bucknell	43 <b>77</b>	136	H Marist	48 <b>72</b>	
						63	H Penn	61 <b>65</b>	139	A Lehigh	55 <b>66</b>	
						77	H American	45 <b>58</b>	139	H Lehigh	38 <b>56</b>	
									155	A Boston U.	55 <b>66</b>	
									155	H Boston U.	35 <b>49</b>	
									165	A Colorado	43 <b>59</b>	
									179	A Rider	66 60	
									185	A Holy Cross	44 <b>47</b>	
									185	H Holy Cross	54 47	
									192	H N.C. A&T	72 49	
									228	H Saint Joseph's	49 48	
									235	A Monmouth	67 <b>68</b>	
									252	A Colgate	62 49	
									252	H Colgate	67 52	
									264	A Norfolk St.	58 <b>65</b>	
									273	A Army West Point	52 <b>55</b>	
									273	H Army West Point	48 <b>60</b>	
									291	A Air Force	54 47	
									296	A Loyola Maryland	58 46	
									326	A Lafayette	42 <b>55</b>	
									326	H Lafayette	65 53	
LAST 12 Division I GAMES:												
155	A Boston U.	55 <b>66</b>	54	H Bucknell	43 <b>77</b>							
326	H Lafayette	65 53	155	H Boston U.	35 <b>49</b>							
273	H Army West Point	48 <b>60</b>	326	A Lafayette	42 <b>55</b>							
185	A Holy Cross	44 <b>47</b>	273	A Army West Point	52 <b>55</b>							
252	H Colgate	67 52	185	H Holy Cross	54 47							
139	A Lehigh	55 <b>66</b>	252	A Colgate	62 49							

Non-Div I Games: Catholic 81 36

Navy

Average RPI Win:	137	WON-LOST	WINNING	LAST 10	STRENGTH OF	OPP. STRENGTH	TEAM	ADJ.	CONF.	ADJ CONF.
Average RPI Loss:	56	RECORD	PCT. RANK	GAMES	SCHEDULE	OF SCHEDULE	RPI	RPI	RPI	RPI
DIV. I ONLY	13- 15	192	0- 1	21	44	86	86	5	5	
DIV. I NON-CONF.	5- 6	177	0- 0	99	39	151	151	6	6	
TOTALS	RPI 1-25	RPI 26-50	W-L RECORDS	RPI 51-100	RPI 101-150	RPI 150+				
13- 15	0- 7	2- 2	OVERALL	4- 2	3- 3	4- 1				
8- 6	0- 3	2- 1	HOME	1- 1	2- 1	3- 0				
4- 9	0- 4	0- 1	AWAY	2- 1	1- 2	1- 1				
1- 0	0- 0	0- 0	NEUTRAL	1- 0	0- 0	0- 0				
5- 6	0- 3	0- 0	NON-CONFERENCE	1- 1	1- 2	3- 0				
4- 1	0- 1	0- 0	HOME	0- 0	1- 0	3- 0				
0- 5	0- 2	0- 0	AWAY	0- 1	0- 2	0- 0				
1- 0	0- 0	0- 0	NEUTRAL	1- 0	0- 0	0- 0				
8- 9	0- 4	2- 2	CONFERENCE	3- 1	2- 1	1- 1				
4- 5	0- 2	2- 1	HOME	1- 1	1- 1	0- 0				
4- 4	0- 2	0- 1	AWAY	2- 0	1- 0	1- 1				
0- 0	0- 0	0- 0	NEUTRAL	0- 0	0- 0	0- 0				

RPI	S	Opponent	Score	RPI	S	Opponent	Score	RPI	S	Opponent	Score	RPI	S	Opponent	Score
3	A	Louisville	68 85	27	H	Rutgers	56 62	51	H	Indiana	78 82	105	A	Creighton	65 74
7	A	Iowa	71 77	39	H	Michigan St.	82 71	73	A	Purdue	84 64	106	H	Minnesota	63 57
7	H	Iowa	58 74	45	A	Michigan	61 67	73	H	Purdue	67 61	119	A	Northwestern	71 64
13	A	Maryland	63 89	45	H	Michigan	70 56	75	A	Ohio St.	78 69	119	H	Northwestern	54 58
13	H	Maryland	63 81					85	N	Radford	77 39	141	H	Kansas	58 52
18	A	Miami (FL)	68 82					89	A	Arkansas	80 84	145	A	Washington St.	84 87
24	H	Drake	77 83									159	H	Denver	96 71
												180	A	Wisconsin	69 70
												211	A	Illinois	77 67
												309	H	San Jose St.	96 63
												344	H	USC Upstate	87 64
LAST 12 Division I GAMES:															
7	H	Iowa	58 74	51	H	Indiana	78 82								
119	A	Northwestern	71 64	73	A	Purdue	84 64								
39	H	Michigan St.	82 71	180	A	Wisconsin	69 70								
13	A	Maryland	63 89	119	H	Northwestern	54 58								
73	H	Purdue	67 61	106	H	Minnesota	63 57								
45	A	Michigan	61 67	211	A	Illinois	77 67								

Non-Div I Games:

Nebraska

## Nevada

Through Games Of Feb. 25, 2019

Average RPI Win:	250	WON-LOST	WINNING	LAST 10	STRENGTH OF	OPP. STRENGTH	TEAM	ADJ.	CONF.	ADJ CONF.
Average RPI Loss:	107	RECORD	PCT. RANK	GAMES	SCHEDULE	OF SCHEDULE	RPI	RPI	RPI	RPI
DIV. I ONLY	9- 15	246	0- 1	147	123	218	218	15	15	
DIV. I NON-CONF.	3- 7	256	0- 1	238	84	285	285	13	13	
TOTALS	RPI 1-25	RPI 26-50	W-L RECORDS	RPI 51-100	RPI 101-150	RPI 150+				
9- 15	0- 0	0- 4	OVERALL	0- 5	1- 2	8- 4				
5- 8	0- 0	0- 3	HOME	0- 2	0- 2	5- 1				
4- 5	0- 0	0- 1	AWAY	0- 1	1- 0	3- 3				
0- 2	0- 0	0- 0	NEUTRAL	0- 2	0- 0	0- 0				
3- 7	0- 0	0- 1	NON-CONFERENCE	0- 3	0- 1	3- 2				
2- 4	0- 0	0- 1	HOME	0- 1	0- 1	2- 1				
1- 1	0- 0	0- 0	AWAY	0- 0	0- 0	1- 1				
0- 2	0- 0	0- 0	NEUTRAL	0- 2	0- 0	0- 0				
6- 8	0- 0	0- 3	CONFERENCE	0- 2	1- 1	5- 2				
3- 4	0- 0	0- 2	HOME	0- 1	0- 1	3- 0				
3- 4	0- 0	0- 1	AWAY	0- 1	1- 0	2- 2				
0- 0	0- 0	0- 0	NEUTRAL	0- 0	0- 0	0- 0				

RPI 1-25	RPI 26-50	RPI 51-100	RPI 101+	Team's RPI: 218
RPI S Opponent Score	RPI S Opponent Score	RPI S Opponent Score	RPI S Opponent Score	
	46 H Wyoming 51 55	57 A Boise St. 65 80	110 A Fresno St. 57 41	
	48 A New Mexico 74 85	57 H Boise St. 74 75	110 H Fresno St. 63 79	
	48 H New Mexico 64 66	65 H Utah 52 74	137 H Texas Tech 67 86	
	50 H Southern California 51 72	82 N UC Davis 68 84	165 H Colorado 52 65	
		98 N Northern Ill. 69 98	169 A Santa Clara 48 56	
			189 A Utah St. 76 79	
			200 H UNLV 70 62	
			226 H San Diego St. 74 69	
			232 H Hawaii 79 78	
			275 A Long Beach St. 76 67	
			276 A Colorado St. 62 38	
			276 H Colorado St. 68 57	
			291 A Air Force 74 79	
			309 A San Jose St. 52 49	
			343 H Seattle U 67 54	
LAST 12 Division I GAMES:				
	98 N Northern Ill. 69 98	57 A Boise St. 65 80		
	110 A Fresno St. 57 41	200 H UNLV 70 62		
	226 H San Diego St. 74 69	276 A Colorado St. 62 38		
	46 H Wyoming 51 55	291 A Air Force 74 79		
	48 A New Mexico 74 85	57 H Boise St. 74 75		
	276 H Colorado St. 68 57	110 H Fresno St. 63 79		

Non-Div I Games: Stanislaus St. 75 52

Nevada

Loss, Non-Conf, S Site, H Home A Away N Neutral

# New Hampshire

Through Games Of Feb. 25, 2019

Average RPI Win:	276	WON-LOST	WINNING	LAST 10	STRENGTH OF	OPP. STRENGTH	TEAM	ADJ.	CONF.	ADJ CONF.
Average RPI Loss:	187	RECORD	PCT. RANK	GAMES	SCHEDULE	OF SCHEDULE	RPI	RPI	RPI	RPI
DIV. I ONLY	5- 21	318	0- 1	208	288	310	310	23	23	
DIV. I NON-CONF.	2- 10	311	0- 0	226	307	328	328	25	25	
TOTALS	RPI 1-25	RPI 26-50	W-L RECORDS	RPI 51-100	RPI 101-150	RPI 150+				
5- 21	0- 0	0- 0	OVERALL	0- 3	0- 5	5- 13				
3- 8	0- 0	0- 0	HOME	0- 2	0- 1	3- 5				
2- 13	0- 0	0- 0	AWAY	0- 1	0- 4	2- 8				
0- 0	0- 0	0- 0	NEUTRAL	0- 0	0- 0	0- 0				
2- 10	0- 0	0- 0	NON-CONFERENCE	0- 1	0- 3	2- 6				
2- 3	0- 0	0- 0	HOME	0- 1	0- 0	2- 2				
0- 7	0- 0	0- 0	AWAY	0- 0	0- 3	0- 4				
0- 0	0- 0	0- 0	NEUTRAL	0- 0	0- 0	0- 0				
3- 11	0- 0	0- 0	CONFERENCE	0- 2	0- 2	3- 7				
1- 5	0- 0	0- 0	HOME	0- 1	0- 1	1- 3				
2- 6	0- 0	0- 0	AWAY	0- 1	0- 1	2- 4				
0- 0	0- 0	0- 0	NEUTRAL	0- 0	0- 0	0- 0				

RPI 1-25			RPI 26-50			RPI 51-100			RPI 101+			Team's RPI: 310
RPI	S	Opponent	Score	RPI	S	Opponent	Score	RPI	S	Opponent	Score	
								58	A	Maine	46	67
								58	H	Maine	45	69
								76	H	Princeton	42	90
								</				

Non-Div I Games: U New England 68 44

New Hampshire

Loss, Non-Conf, S Site, H Home A Away N Neutral

Average RPI Win:	186	WON-LOST	WINNING	LAST 10	STRENGTH OF	OPP. STRENGTH	TEAM	ADJ.	CONF.	ADJ CONF.
Average RPI Loss:	146	RECORD	PCT. RANK	GAMES	SCHEDULE	OF SCHEDULE	RPI	RPI	RPI	RPI
DIV. I ONLY	21- 4	15	1- 0	162	152	48	48	15	15	
DIV. I NON-CONF.	10- 1	17	1- 0	58	201	23	23	13	13	
TOTALS	RPI 1-25	RPI 26-50	W-L RECORDS	RPI 51-100	RPI 101-150	RPI 150+				
21- 4	0- 0	1- 1	OVERALL	2- 0	5- 1	13- 2				
14- 1	0- 0	0- 1	HOME	1- 0	4- 0	9- 0				
7- 3	0- 0	1- 0	AWAY	1- 0	1- 1	4- 2				
0- 0	0- 0	0- 0	NEUTRAL	0- 0	0- 0	0- 0				
10- 1	0- 0	0- 1	NON-CONFERENCE	2- 0	4- 0	4- 0				
7- 1	0- 0	0- 1	HOME	1- 0	3- 0	3- 0				
3- 0	0- 0	0- 0	AWAY	1- 0	1- 0	1- 0				
0- 0	0- 0	0- 0	NEUTRAL	0- 0	0- 0	0- 0				
11- 3	0- 0	1- 0	CONFERENCE	0- 0	1- 1	9- 2				
7- 0	0- 0	0- 0	HOME	0- 0	1- 0	6- 0				
4- 3	0- 0	1- 0	AWAY	0- 0	0- 1	3- 2				
0- 0	0- 0	0- 0	NEUTRAL	0- 0	0- 0	0- 0				

RPI S	Opponent	Score	RPI S	Opponent	Score	RPI S	Opponent	Score	RPI S	Opponent	Score
46	A Wyoming	78 75	47	H Auburn	76 79	78	H SFA	74 33	110	A Fresno St.	70 77
						90	A Houston	89 84	110	H Fresno St.	82 73
									113	H Hartford	72 65
									129	H Oklahoma	84 80
									146	A New Mexico St.	75 50
									146	H New Mexico St.	83 58
									168	H Texas St.	82 51
									189	A Utah St.	68 64
									189	H Utah St.	74 56
									200	A UNLV	57 66
									200	H UNLV	80 77
									218	A Nevada	66 64
									218	H Nevada	85 74
									226	A San Diego St.	59 61
									226	H San Diego St.	70 62
									233	H Sacramento St.	85 53
									248	A Northern Ariz.	84 55
									276	H Colorado St.	70 58
									278	H UTEP	69 51
									291	H Air Force	78 57
									309	A San Jose St.	79 60
LAST 12 Division I GAMES:											
78	H SFA	74 33	218	H Nevada	85 74						
113	H Hartford	72 65	226	A San Diego St.	59 61						
47	H Auburn	76 79	110	H Fresno St.	82 73						
189	H Utah St.	74 56	189	A Utah St.	68 64						
110	A Fresno St.	70 77	200	H UNLV	80 77						
309	A San Jose St.	79 60	46	A Wyoming	78 75						

Non-Div I Games:

New Mexico

■ Loss, 
 ■ Non-Conf, S Site, 
 ■ Home 
 ■ Away 
 N Neutral

Average RPI Win:	277	WON-LOST	WINNING	LAST 10	STRENGTH OF	OPP. STRENGTH	TEAM	ADJ.	CONF.	ADJ CONF.
Average RPI Loss:	140	RECORD	PCT. RANK	GAMES	SCHEDULE	OF SCHEDULE	RPI	RPI	RPI	RPI
DIV. I ONLY	18- 6	43	1- 0	309	331	146	146	30	30	
DIV. I NON-CONF.	6- 5	143	1- 0	170	310	149	149	30	30	
TOTALS	RPI 1-25	RPI 26-50	W-L RECORDS	RPI 51-100	RPI 101-150	RPI 150+				
18- 6	0- 0	0- 2	OVERALL	0- 1	0- 1	18- 2				
7- 2	0- 0	0- 1	HOME	0- 0	0- 0	7- 1				
10- 3	0- 0	0- 1	AWAY	0- 0	0- 1	10- 1				
1- 1	0- 0	0- 0	NEUTRAL	0- 1	0- 0	1- 0				
6- 5	0- 0	0- 2	NON-CONFERENCE	0- 1	0- 1	6- 1				
1- 2	0- 0	0- 1	HOME	0- 0	0- 0	1- 1				
4- 2	0- 0	0- 1	AWAY	0- 0	0- 1	4- 0				
1- 1	0- 0	0- 0	NEUTRAL	0- 1	0- 0	1- 0				
12- 1	0- 0	0- 0	CONFERENCE	0- 0	0- 0	12- 1				
6- 0	0- 0	0- 0	HOME	0- 0	0- 0	6- 0				
6- 1	0- 0	0- 0	AWAY	0- 0	0- 0	6- 1				
0- 0	0- 0	0- 0	NEUTRAL	0- 0	0- 0	0- 0				

RPI 1-25			RPI 26-50			RPI 51-100			RPI 101+			Team's RPI: 146			
RPI	S	Opponent	Score	RPI	S	Opponent	Score	RPI	S	Opponent	Score				
				48	A	New Mexico	58 83	100	N	South Alabama	67 68	143	A	UC Riverside	64 65
				48	H	New Mexico	50 75					159	H	Denver	66 64
												164	H	Abilene Christian	46 58
												225	A	UTRGV	70 67
												225	H	UTRGV	71 63
												240	A	UMKC	90 86
												245	A	A&M-Corpus Christi	67 65
												250	H	California Baptist	76 69
												265	A	CSU Bakersfield	61 59
												265	H	CSU Bakersfield	61 48
												269	A	Western Mich.	66 54
												274	A	Utah Valley	72 63
												274	H	Utah Valley	58 52
												278	A	UTEP	69 65
												299	A	UC Santa Barbara	81 73
												335	A	Grand Canyon	51 54
												335	H	Grand Canyon	81 52
												343	A	Seattle U	83 72
												343	H	Seattle U	75 55
												350	A	Chicago St.	87 66
												351	N	Alcorn	82 64
LAST 12 Division I GAMES:															
				351	N	Alcorn	82 64					350	A	Chicago St.	87 66
				225	A	UTRGV	70 67					240	A	UMKC	90 86
				343	A	Seattle U	83 72					225	H	UTRGV	71 63
				274	A	Utah Valley	72 63					274	H	Utah Valley	58 52
				335	H	Grand Canyon	81 52					343	H	Seattle U	75 55
				265	H	CSU Bakersfield	61 48					265	A	CSU Bakersfield	61 59

Non-Div I Games: Tex. Permian Basin 70 38 Northern N.M. 101 51

New Mexico St.

Loss, Non-Conf, S Site, H Home A Away N Neutral



Average RPI Win:	294	WON-LOST	WINNING	LAST 10	STRENGTH OF	OPP. STRENGTH	TEAM	ADJ.	CONF.	ADJ CONF.
Average RPI Loss:	179	RECORD	PCT. RANK	GAMES	SCHEDULE	OF SCHEDULE	RPI	RPI	RPI	RPI
DIV. I ONLY	8- 13	245	0- 0	331	245	290	290	25	25	
DIV. I NON-CONF.	1- 5	311	0- 0	175	56	251	251	23	23	
TOTALS	RPI 1-25	RPI 26-50	W-L RECORDS	RPI 51-100	RPI 101-150	RPI 150+				
8- 13	0- 1	0- 1	OVERALL	0- 2	0- 1	8- 8				
4- 5	0- 0	0- 0	HOME	0- 1	0- 0	4- 4				
4- 8	0- 1	0- 1	AWAY	0- 1	0- 1	4- 4				
0- 0	0- 0	0- 0	NEUTRAL	0- 0	0- 0	0- 0				
1- 5	0- 1	0- 1	NON-CONFERENCE	0- 0	0- 1	1- 2				
0- 1	0- 0	0- 0	HOME	0- 0	0- 0	0- 1				
1- 4	0- 1	0- 1	AWAY	0- 0	0- 1	1- 1				
0- 0	0- 0	0- 0	NEUTRAL	0- 0	0- 0	0- 0				
7- 8	0- 0	0- 0	CONFERENCE	0- 2	0- 0	7- 6				
4- 4	0- 0	0- 0	HOME	0- 1	0- 0	4- 3				
3- 4	0- 0	0- 0	AWAY	0- 1	0- 0	3- 3				
0- 0	0- 0	0- 0	NEUTRAL	0- 0	0- 0	0- 0				

RPI S	Opponent	Score	RPI S	Opponent	Score	RPI S	Opponent	Score	RPI S	Opponent	Score	Team's RPI: 290
18	A Miami (FL)	38 78	35	A Rice	56 67	59	H Lamar University	57 79	125	A Pittsburgh	38 90	
						78	A SFA	38 97	164	H Abilene Christian	52 59	
									173	H Nicholls St.	62 76	
									186	A Xavier	45 61	
									209	A Memphis	66 59	
									245	A A&M-Corpus Christi	51 57	
									245	H A&M-Corpus Christi	56 54	
									280	H Central Ark.	60 62	
									302	A Incarnate Word	69 81	
									302	H Incarnate Word	58 55	
									306	A Southeastern La.	61 58	
									316	H La.-Monroe	44 57	
									321	A Northwestern St.	67 62	
									321	H Northwestern St.	84 73	
									323	A McNeese	64 60	
									323	H McNeese	88 76	
									341	A Houston Baptist	74 83	
LAST 12 Division I GAMES:												
323	A McNeese	64 60	321	A Northwestern St.	67 62							
306	A Southeastern La.	61 58	302	A Incarnate Word	69 81							
245	H A&M-Corpus Christi	56 54	280	H Central Ark.	60 62							
173	H Nicholls St.	62 76	245	A A&M-Corpus Christi	51 57							
321	H Northwestern St.	84 73	78	A SFA	38 97							
302	H Incarnate Word	58 55	323	H McNeese	88 76							

Non-Div I Games: Dillard 68 59 Centenary (LA) 104 42 Trinity Baptist 93 38

New Orleans

Loss, Non-Conf, S Site, H Home A Away N Neutral

## Niagara

Through Games Of Feb. 25, 2019

Average RPI Win: <b>302</b>	WON-LOST	WINNING	LAST 10	STRENGTH OF	OPP. STRENGTH	TEAM	ADJ.	CONF.	ADJ CONF.
Average RPI Loss: <b>150</b>	RECORD	PCT. RANK	GAMES	SCHEDULE	OF SCHEDULE	RPI	RPI	RPI	RPI
DIV. I ONLY	<b>12- 16</b>	<b>217</b>	<b>1- 0</b>	<b>266</b>	<b>243</b>	<b>261</b>	<b>261</b>	<b>26</b>	<b>26</b>
DIV. I NON-CONF.	<b>4- 8</b>	<b>241</b>	<b>1- 0</b>	<b>183</b>	<b>136</b>	<b>254</b>	<b>254</b>	<b>27</b>	<b>27</b>
TOTALS	RPI 1-25	RPI 26-50	W-L RECORDS	RPI 51-100	RPI 101-150	RPI 150+			
12- 16	0- 2	0- 1	OVERALL	0- 3	0- 2	12- 8			
8- 6	0- 0	0- 0	HOME	0- 1	0- 1	8- 4			
3- 9	0- 2	0- 1	AWAY	0- 2	0- 0	3- 4			
1- 1	0- 0	0- 0	NEUTRAL	0- 0	0- 1	1- 0			
4- 8	0- 2	0- 1	NON-CONFERENCE	0- 1	0- 1	4- 3			
3- 2	0- 0	0- 0	HOME	0- 0	0- 0	3- 2			
0- 5	0- 2	0- 1	AWAY	0- 1	0- 0	0- 1			
1- 1	0- 0	0- 0	NEUTRAL	0- 0	0- 1	1- 0			
8- 8	0- 0	0- 0	CONFERENCE	0- 2	0- 1	8- 5			
5- 4	0- 0	0- 0	HOME	0- 1	0- 1	5- 2			
3- 4	0- 0	0- 0	AWAY	0- 1	0- 0	3- 3			
0- 0	0- 0	0- 0	NEUTRAL	0- 0	0- 0	0- 0			

RPI 1-25				RPI 26-50				RPI 51-100				RPI 101+ Team's RPI: 261			
RPI	S	Opponent	Score	RPI	S	Opponent	Score	RPI	S	Opponent	Score	RPI	S	Opponent	Score
11	A	Iowa St.	35 <b>95</b>	44	A	Buffalo	61 <b>88</b>	52	A	Quinnipiac	42 <b>62</b>	115	N	Yale	64 <b>67</b>
12	A	Syracuse	45 <b>94</b>					52	H	Quinnipiac	55 <b>96</b>	136	H	Marist	58 <b>87</b>
								71	A	West Virginia	32 <b>84</b>	179	H	Rider	64 <b>79</b>
												223	H	Howard	61 <b>68</b>
												228	A	Saint Joseph's	54 <b>68</b>
												235	A	Monmouth	54 <b>76</b>
												235	H	Monmouth	81 <b>88</b>
												242	H	St. Bonaventure	48 <b>76</b>
												247	H	Binghamton	79 72
												252	H	Colgate	74 69
												270	A	Siena	61 <b>67</b>
												282	H	Canisius	74 52
												284	A	Manhattan	58 54
												284	H	Manhattan	61 51
												292	A	Fairfield	54 <b>55</b>
												292	H	Fairfield	71 68
												307	N	Morgan St.	67 57
												328	H	Coppin St.	71 69
												331	A	Iona	58 46
												331	H	Iona	72 53
												340	A	Saint Peter's	75 66
												340	H	Saint Peter's	81 57
LAST 12 Division I GAMES:															
307	N	Morgan St.	67 57	292	A	Fairfield	54 <b>55</b>	52	A	Quinnipiac	42 <b>62</b>				
115	N	Yale	64 <b>67</b>					331	H	Iona	72 53				
179	H	Rider	64 <b>79</b>					340	H	Saint Peter's	81 57				
235	H	Monmouth	81 <b>88</b>					235	A	Monmouth	54 <b>76</b>				
270	A	Siena	61 <b>67</b>					284	A	Manhattan	58 54				
282	H	Canisius	74 52												

Non-Div I Games:

Niagara

■ Loss, 
 ■ Non-Conf, 
 ■ S Site, 
 ■ H Home 
 ■ A Away 
 N Neutral

Average RPI Win:	290	WON-LOST	WINNING	LAST 10	STRENGTH OF	OPP. STRENGTH	TEAM	ADJ.	CONF.	ADJ CONF.
Average RPI Loss:	122	RECORD	PCT. RANK	GAMES	SCHEDULE	OF SCHEDULE	RPI	RPI	RPI	RPI
DIV. I ONLY	14- 10	126	0- 1	295	254	173	173	25	25	
DIV. I NON-CONF.	4- 6	212	0- 1	190	140	170	170	23	23	
TOTALS	RPI 1-25	RPI 26-50	W-L RECORDS	RPI 51-100	RPI 101-150	RPI 150+				
14- 10	0- 1	0- 1	OVERALL	0- 3	0- 1	14- 4				
7- 1	0- 0	0- 0	HOME	0- 0	0- 0	7- 1				
6- 8	0- 1	0- 1	AWAY	0- 3	0- 0	6- 3				
1- 1	0- 0	0- 0	NEUTRAL	0- 0	0- 1	1- 0				
4- 6	0- 1	0- 1	NON-CONFERENCE	0- 1	0- 1	4- 2				
1- 0	0- 0	0- 0	HOME	0- 0	0- 0	1- 0				
2- 5	0- 1	0- 1	AWAY	0- 1	0- 0	2- 2				
1- 1	0- 0	0- 0	NEUTRAL	0- 0	0- 1	1- 0				
10- 4	0- 0	0- 0	CONFERENCE	0- 2	0- 0	10- 2				
6- 1	0- 0	0- 0	HOME	0- 0	0- 0	6- 1				
4- 3	0- 0	0- 0	AWAY	0- 2	0- 0	4- 1				
0- 0	0- 0	0- 0	NEUTRAL	0- 0	0- 0	0- 0				

RPI 1-25				RPI 26-50				RPI 51-100				RPI 101+ Team's RPI: 173			
RPI	S	Opponent	Score	RPI	S	Opponent	Score	RPI	S	Opponent	Score	RPI	S	Opponent	Score
2	A	Baylor	39 100	47	A	Auburn	59 80	59	A	Lamar University	65 78	149	N	Delaware	56 71
								67	A	LSU	44 76	164	A	Abilene Christian	66 76
								78	A	SFA	62 70	166	A	Tulane	46 71
												168	A	Texas St.	67 72
												184	H	Sam Houston St.	84 81
												243	N	Texas Southern	58 57
												245	H	A&M-Corpus Christi	85 55
												278	A	UTEP	58 56
												280	A	Central Ark.	64 60
												280	H	Central Ark.	68 52
												290	A	New Orleans	76 62
												302	H	Incarinate Word	86 62
												306	A	Southeastern La.	73 66
												316	A	La.-Monroe	55 54
												321	H	Northwestern St.	97 86
												323	H	McNeese	68 69
												329	H	Mississippi Val.	72 47
												341	A	Houston Baptist	58 55
												341	H	Houston Baptist	77 54
LAST 12 Division I GAMES:															
149	N	Delaware	56 71	290	A	New Orleans	76 62								
168	A	Texas St.	67 72	306	A	Southeastern La.	73 66								
280	H	Central Ark.	68 52	59	A	Lamar University	65 78								
184	H	Sam Houston St.	84 81	245	H	A&M-Corpus Christi	85 55								
341	A	Houston Baptist	58 55	280	A	Central Ark.	64 60								
164	A	Abilene Christian	66 76	323	H	McNeese	68 69								

Non-Div I Games: Southern-N.O. 86 49 William Carey 86 45

Nicholls St.

Loss, Non-Conf, S Site, H Home A Away N Neutral

Average RPI Win:	305	WON-LOST	WINNING	LAST 10	STRENGTH OF	OPP. STRENGTH	TEAM	ADJ.	CONF.	ADJ CONF.
Average RPI Loss:	181	RECORD	PCT. RANK	GAMES	SCHEDULE	OF SCHEDULE	RPI	RPI	RPI	RPI
DIV. I ONLY	12- 12	170	1- 0	341	314	264	264	32	32	
DIV. I NON-CONF.	3- 8	267	1- 0	295	133	309	309	32	32	
TOTALS	RPI 1-25	RPI 26-50	W-L RECORDS	RPI 51-100	RPI 101-150	RPI 150+				
12- 12	0- 0	0- 0	OVERALL	0- 1	0- 3	12- 8				
6- 4	0- 0	0- 0	HOME	0- 0	0- 0	6- 4				
5- 8	0- 0	0- 0	AWAY	0- 1	0- 3	5- 4				
1- 0	0- 0	0- 0	NEUTRAL	0- 0	0- 0	1- 0				
3- 8	0- 0	0- 0	NON-CONFERENCE	0- 1	0- 3	3- 4				
2- 2	0- 0	0- 0	HOME	0- 0	0- 0	2- 2				
0- 6	0- 0	0- 0	AWAY	0- 1	0- 3	0- 2				
1- 0	0- 0	0- 0	NEUTRAL	0- 0	0- 0	1- 0				
9- 4	0- 0	0- 0	CONFERENCE	0- 0	0- 0	9- 4				
4- 2	0- 0	0- 0	HOME	0- 0	0- 0	4- 2				
5- 2	0- 0	0- 0	AWAY	0- 0	0- 0	5- 2				
0- 0	0- 0	0- 0	NEUTRAL	0- 0	0- 0	0- 0				

RPI S	Opponent	Score	RPI S	Opponent	Score	RPI S	Opponent	Score	RPI S	Opponent	Score	Team's RPI: 264
						87	A Old Dominion	53 69	118	A High Point	51 83	
									128	A Wake Forest	61 63	
									139	A Lehigh	41 62	
									170	H William & Mary	44 55	
									192	H N.C. A&T	44 49	
									193	H UMES	43 59	
									205	A Ole Miss	42 60	
									206	A Bethune-Cookman	58 65	
									206	H Bethune-Cookman	57 50	
									216	N Liberty	66 53	
									219	H Campbell	49 57	
									223	A Howard	70 74	
									237	H Navy	65 58	
									294	A La Salle	52 62	
									301	A South Carolina St.	57 50	
									307	A Morgan St.	64 49	
									328	A Coppin St.	68 63	
									336	H Longwood	74 42	
									339	H N.C. Central	62 48	
									342	H Delaware St.	63 50	
									347	A Florida A&M	69 45	
									347	H Florida A&M	60 58	
									349	A Savannah St.	78 42	
LAST 12 Division I GAMES:												
216	N	Liberty	66	53	223	A	Howard	70	74			
307	A	Morgan St.	64	49	193	H	UMES	43	59			
192	H	N.C. A&T	44	49	301	A	South Carolina St.	57	50			
339	H	N.C. Central	62	48	349	A	Savannah St.	78	42			
347	A	Florida A&M	69	45	206	H	Bethune-Cookman	57	50			
206	A	Bethune-Cookman	58	65	328	A	Coppin St.	68	63			

Non-Div I Games: Cheyney 93 40 Saint Augustine's 71 38

Norfolk St.

Average RPI Win:	275	WON-LOST	WINNING	LAST 10	STRENGTH OF	OPP. STRENGTH	TEAM	ADJ.	CONF.	ADJ CONF.
Average RPI Loss:	172	RECORD	PCT. RANK	GAMES	SCHEDULE	OF SCHEDULE	RPI	RPI	RPI	RPI
DIV. I ONLY	13- 6	73	0- 0	345	258	182	182	24	24	
DIV. I NON-CONF.	5- 1	37	0- 0	351	210	194	194	26	26	
TOTALS	RPI 1-25	RPI 26-50	W-L RECORDS	RPI 51-100	RPI 101-150	RPI 150+				
13- 6	0- 0	0- 0	OVERALL	0- 2	0- 0	13- 4				
5- 2	0- 0	0- 0	HOME	0- 1	0- 0	5- 1				
6- 4	0- 0	0- 0	AWAY	0- 1	0- 0	6- 3				
2- 0	0- 0	0- 0	NEUTRAL	0- 0	0- 0	2- 0				
5- 1	0- 0	0- 0	NON-CONFERENCE	0- 0	0- 0	5- 1				
1- 0	0- 0	0- 0	HOME	0- 0	0- 0	1- 0				
2- 1	0- 0	0- 0	AWAY	0- 0	0- 0	2- 1				
2- 0	0- 0	0- 0	NEUTRAL	0- 0	0- 0	2- 0				
8- 5	0- 0	0- 0	CONFERENCE	0- 2	0- 0	8- 3				
4- 2	0- 0	0- 0	HOME	0- 1	0- 0	4- 1				
4- 3	0- 0	0- 0	AWAY	0- 1	0- 0	4- 2				
0- 0	0- 0	0- 0	NEUTRAL	0- 0	0- 0	0- 0				

RPI 1-25				RPI 26-50				RPI 51-100				RPI 101+ Team's RPI: 182					
RPI	S	Opponent	Score	RPI	S	Opponent	Score	RPI	S	Opponent	Score	RPI	S	Opponent	Score		
								70	A	FGCU	51	76	186	A	Xavier	81	94
								70	H	FGCU	52	68	194	A	Stetson	59	69
													194	H	Stetson	71	55
													196	A	Vanderbilt	74	71
													216	H	Liberty	57	61
													231	A	Jacksonville	62	59
													233	N	Southeast Mo. St.	80	67
													257	H	Alabama St.	68	42
													268	A	North Florida	70	64
													268	H	North Florida	77	62
													293	A	Kennesaw St.	72	74
													293	H	Kennesaw St.	80	55
													318	A	Lipscomb	81	60
													325	A	NJIT	77	54
													325	H	NJIT	72	60
													329	A	Mississippi Val.	86	72
													338	N	Western Caro.	89	66
LAST 12 Division I GAMES:																	
194	A	Stetson	59	69	325	A	NJIT	77	54								
293	A	Kennesaw St.	72	74	293	H	Kennesaw St.	80	55								
216	H	Liberty	57	61	194	H	Stetson	71	55								
268	H	North Florida	77	62	231	A	Jacksonville	62	59								
70	A	FGCU	51	76	325	H	NJIT	72	60								
318	A	Lipscomb	81	60	70	H	FGCU	52	68								

Non-Div I Games: Stillman 99 43 Martin Methodist 79 48 Lane 98 57 Blue Mountain (MS) 70 42  
North Ala.

Average RPI Win:	102	WON-LOST	WINNING	LAST 10	STRENGTH OF	OPP. STRENGTH	TEAM	ADJ.	CONF.	ADJ CONF.
Average RPI Loss:	53	RECORD	PCT. RANK	GAMES	SCHEDULE	OF SCHEDULE	RPI	RPI	RPI	RPI
DIV. I ONLY	17- 12	125	0- 1	8	13	31	31	1	1	
DIV. I NON-CONF.	9- 5	104	0- 0	34	66	46	46	1	1	
TOTALS	RPI 1-25	RPI 26-50	W-L RECORDS	RPI 51-100	RPI 101-150	RPI 150+				
17- 12	2- 6	4- 1	OVERALL	3- 3	5- 1	3- 1				
10- 4	1- 2	1- 0	HOME	2- 2	4- 0	2- 0				
4- 6	1- 3	1- 0	AWAY	1- 1	0- 1	1- 1				
3- 2	0- 1	2- 1	NEUTRAL	0- 0	1- 0	0- 0				
9- 5	0- 1	2- 1	NON-CONFERENCE	1- 2	3- 0	3- 1				
5- 1	0- 0	0- 0	HOME	1- 1	2- 0	2- 0				
1- 2	0- 0	0- 0	AWAY	0- 1	0- 0	1- 1				
3- 2	0- 1	2- 1	NEUTRAL	0- 0	1- 0	0- 0				
8- 7	2- 5	2- 0	CONFERENCE	2- 1	2- 1	0- 0				
5- 3	1- 2	1- 0	HOME	1- 1	2- 0	0- 0				
3- 4	1- 3	1- 0	AWAY	1- 0	0- 1	0- 0				
0- 0	0- 0	0- 0	NEUTRAL	0- 0	0- 0	0- 0				

RPI S	Opponent	Score	RPI S	Opponent	Score	RPI S	Opponent	Score	RPI S	Opponent	Score
1	H Notre Dame	78 73	33	N UCLA	83 49	58	H Maine	73 85	101	H VCU	59 47
3	A Louisville	66 73	35	N Rice	71 50	62	A Virginia Tech	81 69	114	H Boston College	93 78
8	A NC State	64 51	40	H Georgia Tech	91 90	75	A Ohio St.	69 76	121	H UNCW	82 55
8	H NC State	69 74	41	A Clemson	70 64	83	H Kent St.	73 60	125	A Pittsburgh	78 91
12	A Syracuse	77 90	47	N Auburn	81 86	84	H Duke	69 85	128	H Wake Forest	84 61
17	N Kentucky	75 85				99	H Virginia	70 53	132	N South Fla.	71 69
18	A Miami (FL)	68 76							165	A Colorado	74 86
20	H Florida St.	63 64							213	A Elon	100 69
									223	H Howard	85 63
									303	H UNC Greensboro	83 62
LAST 12 Division I GAMES:											
8	H NC State	69 74	8	A NC State	64 51	40	H Georgia Tech	91 90	1	H Notre Dame	78 73
114	H Boston College	93 78	62	A Virginia Tech	81 69	18	A Miami (FL)	68 76	128	H Wake Forest	84 61
99	H Virginia	70 53	125	A Pittsburgh	78 91						
41	A Clemson	70 64	47	N Auburn	81 86						
84	H Duke	69 85									

Non-Div I Games:

North Carolina

■ Loss, 
 ■ Non-Conf, S Site, 
 ■ Home 
 ■ Away 
 N Neutral

North Dakota

Through Games Of Feb. 25, 2019

Average RPI Win:	280	WON-LOST	WINNING	LAST 10	STRENGTH OF	OPP. STRENGTH	TEAM	ADJ.	CONF.	ADJ CONF.
Average RPI Loss:	142	RECORD	PCT. RANK	GAMES	SCHEDULE	OF SCHEDULE	RPI	RPI	RPI	RPI
DIV. I ONLY	9- 17	261	0- 1	251	167	252	252	19	19	
DIV. I NON-CONF.	4- 8	241	0- 0	233	97	204	204	19	19	
TOTALS	RPI 1-25	RPI 26-50	W-L RECORDS	RPI 51-100	RPI 101-150	RPI 150+				
9- 17	0- 2	0- 3	OVERALL	0- 1	0- 1	9- 10				
3- 6	0- 0	0- 2	HOME	0- 0	0- 0	3- 4				
4- 11	0- 2	0- 1	AWAY	0- 1	0- 1	4- 6				
2- 0	0- 0	0- 0	NEUTRAL	0- 0	0- 0	2- 0				
4- 8	0- 2	0- 0	NON-CONFERENCE	0- 1	0- 1	4- 4				
0- 1	0- 0	0- 0	HOME	0- 0	0- 0	0- 1				
2- 7	0- 2	0- 0	AWAY	0- 1	0- 1	2- 3				
2- 0	0- 0	0- 0	NEUTRAL	0- 0	0- 0	2- 0				
5- 9	0- 0	0- 3	CONFERENCE	0- 0	0- 0	5- 6				
3- 5	0- 0	0- 2	HOME	0- 0	0- 0	3- 3				
2- 4	0- 0	0- 1	AWAY	0- 0	0- 0	2- 3				
0- 0	0- 0	0- 0	NEUTRAL	0- 0	0- 0	0- 0				

RPI 1-25			RPI 26-50			RPI 51-100			RPI 101+ Team's RPI: 252		
RPI	S	Opponent	Score	RPI	S	Opponent	Score	RPI	S	Opponent	Score
11	A	Iowa St.	35 87	29	A	South Dakota St.	58 81	91	A	UNI	60 64
12	A	Syracuse	49 85	29	H	South Dakota St.	48 66	126	A	Penn St.	68 75
				34	H	South Dakota	50 80	159	A	Denver	66 87
								159	H	Denver	91 92
								160	A	Illinois St.	55 67
								167	A	Oral Roberts	75 67
								167	H	Oral Roberts	58 80
								194	A	Stetson	63 74
								195	H	Milwaukee	46 64
								227	A	Massachusetts	59 52
								238	A	Western Ill.	90 111
								238	H	Western Ill.	80 92
								246	N	San Francisco	100 97
								262	A	Rhode Island	63 77
								269	N	Western Mich.	62 50
								314	A	Valparaiso	62 56
								317	A	North Dakota St.	57 69
								317	H	North Dakota St.	70 58
								322	A	Omaha	69 68
								322	H	Omaha	68 57
								334	H	Purdue Fort Wayne	79 60
LAST 12 Division I GAMES:											
159	H	Denver	91 92	34	H	South Dakota	50 80				
167	H	Oral Roberts	58 80	317	A	North Dakota St.	57 69				
29	A	South Dakota St.	58 81	29	H	South Dakota St.	48 66				
317	H	North Dakota St.	70 58	238	H	Western Ill.	80 92				
322	A	Omaha	69 68	322	H	Omaha	68 57				
238	A	Western Ill.	90 111	159	A	Denver	66 87				

Non-Div I Games: Mayville St. 84 50

North Dakota

Loss, Non-Conf, S Site, H Home A Away N Neutral

RPI 1-25				RPI 26-50				RPI 51-100				RPI 101+				Team's RPI: 317	
RPI	S	Opponent	Score	RPI	S	Opponent	Score	RPI	S	Opponent	Score	RPI	S	Opponent	Score		
				29	A	South Dakota St.	33 86	95	A	Pacific	68 75	105	H	Creighton	51 86		
				29	H	South Dakota St.	48 88	98	A	Northern Ill.	63 81	159	A	Denver	54 81		
				34	H	South Dakota	41 67					159	H	Denver	67 87		
												167	A	Oral Roberts	72 101		
												167	H	Oral Roberts	54 65		
												176	N	North Texas	78 92		
												180	A	Wisconsin	53 64		
												194	A	Stetson	59 60		
												195	H	Milwaukee	55 57		
												238	A	Western Ill.	70 82		
												238	H	Western Ill.	68 60		
												240	H	UMKC	59 69		
												246	N	San Francisco	42 75		
												252	A	North Dakota	58 70		
												252	H	North Dakota	69 57		
												310	H	New Hampshire	56 51		
												314	A	Valparaiso	51 48		
												322	A	Omaha	61 78		
												322	H	Omaha	55 48		
												334	H	Purdue Fort Wayne	70 54		
LAST 12 Division I GAMES:																	
				322	H	Omaha	55 48	167	A	Oral Roberts	72 101						
				29	H	South Dakota St.	48 88	29	A	South Dakota St.	33 86						
				167	H	Oral Roberts	54 65	252	H	North Dakota	69 57						
				159	H	Denver	67 87	159	A	Denver	54 81						
				252	A	North Dakota	58 70	238	H	Western Ill.	68 60						
				238	A	Western Ill.	70 82	322	A	Omaha	61 78						

Non-Div I Games:	Mayville St.	49	43
------------------	--------------	----	----



## North Florida

Through Games Of Feb. 25, 2019

Average RPI Win:	292	WON-LOST	WINNING	LAST 10	STRENGTH OF	OPP. STRENGTH	TEAM	ADJ.	CONF.	ADJ CONF.
Average RPI Loss:	171	RECORD	PCT. RANK	GAMES	SCHEDULE	OF SCHEDULE	RPI	RPI	RPI	RPI
DIV. I ONLY	10- 13	214	1- 0	308	272	268	268	24	24	
DIV. I NON-CONF.	3- 6	241	0- 0	310	261	318	318	26	26	
TOTALS	RPI 1-25	RPI 26-50	W-L RECORDS	RPI 51-100	RPI 101-150	RPI 150+				
10- 13	0- 1	0- 0	OVERALL	0- 3	0- 0	10- 9				
7- 4	0- 0	0- 0	HOME	0- 1	0- 0	7- 3				
3- 9	0- 1	0- 0	AWAY	0- 2	0- 0	3- 6				
0- 0	0- 0	0- 0	NEUTRAL	0- 0	0- 0	0- 0				
3- 6	0- 1	0- 0	NON-CONFERENCE	0- 1	0- 0	3- 4				
3- 1	0- 0	0- 0	HOME	0- 0	0- 0	3- 1				
0- 5	0- 1	0- 0	AWAY	0- 1	0- 0	0- 3				
0- 0	0- 0	0- 0	NEUTRAL	0- 0	0- 0	0- 0				
7- 7	0- 0	0- 0	CONFERENCE	0- 2	0- 0	7- 5				
4- 3	0- 0	0- 0	HOME	0- 1	0- 0	4- 2				
3- 4	0- 0	0- 0	AWAY	0- 1	0- 0	3- 3				
0- 0	0- 0	0- 0	NEUTRAL	0- 0	0- 0	0- 0				

RPI 1-25				RPI 26-50				RPI 51-100				RPI 101+ Team's RPI: 268			
RPI	S	Opponent	Score	RPI	S	Opponent	Score	RPI	S	Opponent	Score	RPI	S	Opponent	Score
20	A	Florida St.	53 74					51	A	Indiana	52 75	182	A	North Ala.	62 77
								70	A	FGCU	48 80	182	H	North Ala.	64 70
								70	H	FGCU	66 105	194	H	Stetson	71 57
												205	A	Ole Miss	69 82
												206	A	Bethune-Cookman	60 76
												216	A	Liberty	53 69
												216	H	Liberty	66 54
												231	A	Jacksonville	63 75
												231	H	Jacksonville	72 80
												276	A	Colorado St.	59 61
												289	H	Alabama A&M	62 63
												293	A	Kennesaw St.	71 60
												293	H	Kennesaw St.	74 66
												300	H	Charleston So.	82 76
												315	H	FIU	62 53
												318	A	Lipscomb	68 53
												318	H	Lipscomb	72 66
												325	A	NJIT	78 59
												347	H	Florida A&M	64 53
LAST 12 Division I GAMES:															
216	H	Liberty	66 54	293	A	Kennesaw St.	71 60								
231	A	Jacksonville	63 75	70	A	FGCU	48 80								
325	A	NJIT	78 59	231	H	Jacksonville	72 80								
293	H	Kennesaw St.	74 66	216	A	Liberty	53 69								
182	A	North Ala.	62 77	194	H	Stetson	71 57								
318	H	Lipscomb	72 66	70	H	FGCU	66 105								

Non-Div I Games: Warner 67 36 Trinity Baptist 99 40

North Florida

Loss, Non-Conf, S Site, H Home A Away N Neutral



## Northeastern

Through Games Of Feb. 25, 2019

Average RPI Win:	189	WON-LOST	WINNING	LAST 10	STRENGTH OF	OPP. STRENGTH	TEAM	ADJ.	CONF.	ADJ CONF.
Average RPI Loss:	116	RECORD	PCT. RANK	GAMES	SCHEDULE	OF SCHEDULE	RPI	RPI	RPI	RPI
DIV. I ONLY	15- 10	118	0- 1	120	140	112	112	10	10	
DIV. I NON-CONF.	10- 1	17	0- 0	177	217	32	32	10	10	
TOTALS	RPI 1-25	RPI 26-50	W-L RECORDS	RPI 51-100	RPI 101-150	RPI 150+				
15- 10	0- 0	0- 2	OVERALL	1- 2	5- 4	9- 2				
10- 3	0- 0	0- 1	HOME	1- 1	3- 0	6- 1				
5- 7	0- 0	0- 1	AWAY	0- 1	2- 4	3- 1				
0- 0	0- 0	0- 0	NEUTRAL	0- 0	0- 0	0- 0				
10- 1	0- 0	0- 0	NON-CONFERENCE	1- 0	3- 1	6- 0				
6- 0	0- 0	0- 0	HOME	1- 0	1- 0	4- 0				
4- 1	0- 0	0- 0	AWAY	0- 0	2- 1	2- 0				
0- 0	0- 0	0- 0	NEUTRAL	0- 0	0- 0	0- 0				
5- 9	0- 0	0- 2	CONFERENCE	0- 2	2- 3	3- 2				
4- 3	0- 0	0- 1	HOME	0- 1	2- 0	2- 1				
1- 6	0- 0	0- 1	AWAY	0- 1	0- 3	1- 1				
0- 0	0- 0	0- 0	NEUTRAL	0- 0	0- 0	0- 0				

RPI S	Opponent	Score	RPI S	Opponent	Score	RPI S	Opponent	Score	RPI S	Opponent	Score	Team's RPI: 112
36	A James Madison	49 84	36	H James Madison	51 58	58	H Maine	63 55	107	A Towson	83 88	
						66	A Drexel	45 76	107	H Towson	77 68	
						66	H Drexel	59 61	111	A Providence	65 59	
									116	H Fordham	58 54	
									121	A UNCW	70 83	
									123	A Dayton	84 79	
									136	A Marist	84 90	
									149	A Delaware	63 77	
									149	H Delaware	75 62	
									155	H Boston U.	81 51	
									170	H William & Mary	88 74	
									213	H Elon	79 71	
									220	A Florida	79 66	
									221	A Hofstra	61 78	
									221	H Hofstra	62 63	
									227	H Massachusetts	53 52	
									288	A Col. of Charleston	87 56	
									291	H Air Force	54 41	
									292	A Fairfield	59 50	
									310	H New Hampshire	69 54	
LAST 12 Division I GAMES:												
221	H Hofstra	62 63	288	A Col. of Charleston	87 56							
66	A Drexel	45 76	221	A Hofstra	61 78							
149	A Delaware	63 77	149	H Delaware	75 62							
107	H Towson	77 68	66	H Drexel	59 61							
36	H James Madison	51 58	36	A James Madison	49 84							
121	A UNCW	70 83	107	A Towson	83 88							

Non-Div I Games:

Northeastern

■ Loss, 
 ■ Non-Conf, 
 ■ S Site, 
 ■ H Home 
 ■ A Away 
 N Neutral

Average RPI Win:	229	WON-LOST	WINNING	LAST 10	STRENGTH OF	OPP. STRENGTH	TEAM	ADJ.	CONF.	ADJ CONF.
Average RPI Loss:	152	RECORD	PCT. RANK	GAMES	SCHEDULE	OF SCHEDULE	RPI	RPI	RPI	RPI
DIV. I ONLY	9- 17	261	0- 1	237	146	248	248	16	16	
DIV. I NON-CONF.	4- 5	190	0- 1	244	121	198	198	12	12	
TOTALS	RPI 1-25	RPI 26-50	W-L RECORDS	RPI 51-100	RPI 101-150	RPI 150+				
9- 17	0- 0	0- 1	OVERALL	1- 4	2- 4	6- 8				
4- 6	0- 0	0- 1	HOME	0- 2	1- 1	3- 2				
5- 10	0- 0	0- 0	AWAY	1- 2	1- 3	3- 5				
0- 1	0- 0	0- 0	NEUTRAL	0- 0	0- 0	0- 1				
4- 5	0- 0	0- 1	NON-CONFERENCE	0- 1	2- 0	2- 3				
2- 1	0- 0	0- 1	HOME	0- 0	1- 0	1- 0				
2- 3	0- 0	0- 0	AWAY	0- 1	1- 0	1- 2				
0- 1	0- 0	0- 0	NEUTRAL	0- 0	0- 0	0- 1				
5- 12	0- 0	0- 0	CONFERENCE	1- 3	0- 4	4- 5				
2- 5	0- 0	0- 0	HOME	0- 2	0- 1	2- 2				
3- 7	0- 0	0- 0	AWAY	1- 1	0- 3	2- 3				
0- 0	0- 0	0- 0	NEUTRAL	0- 0	0- 0	0- 0				

RPI S	Opponent	Score	RPI S	Opponent	Score	RPI S	Opponent	Score	RPI S	Opponent	Score	Team's RPI: 248
48	H New Mexico	55 84	72	A Arizona	47 71	108	A Northern Colo.	53 63				
			88	A Idaho	72 90	109	A Loyola Marymount	63 62				
			88	H Idaho	69 86	110	H Fresno St.	86 73				
			92	A Idaho St.	81 77	124	A Portland St.	55 72				
			92	H Idaho St.	69 80	124	H Portland St.	59 74				
						135	A Montana St.	70 80				
						158	A Washington	59 81				
						171	A Montana	62 78				
						187	A Eastern Wash.	76 81				
						187	H Eastern Wash.	62 64				
						210	N SMU	48 55				
						233	A Sacramento St.	61 65				
						233	H Sacramento St.	71 69				
						250	H California Baptist	91 88				
						276	A Colorado St.	54 65				
						286	A Southern Utah	78 69				
						286	H Southern Utah	76 82				
						319	A Weber St.	75 64				
						319	H Weber St.	74 64				
						343	A Seattle U	65 58				
LAST 12 Division I GAMES:												
210	N SMU	48 55	92	A Idaho St.	81 77							
187	A Eastern Wash.	76 81	187	H Eastern Wash.	62 64							
88	A Idaho	72 90	88	H Idaho	69 86							
233	H Sacramento St.	71 69	286	A Southern Utah	78 69							
124	H Portland St.	59 74	108	A Northern Colo.	53 63							
319	A Weber St.	75 64	124	A Portland St.	55 72							

Non-Div I Games:

Northern Ariz.

■ Loss, 
■ Non-Conf, S Site, 
■ Home 
■ Away 
N Neutral

Average RPI Win:	183	WON-LOST	WINNING	LAST 10	STRENGTH OF	OPP. STRENGTH	TEAM	ADJ.	CONF.	ADJ CONF.
Average RPI Loss:	165	RECORD	PCT. RANK	GAMES	SCHEDULE	OF SCHEDULE	RPI	RPI	RPI	RPI
DIV. I ONLY	17- 8	74	1- 0	204	116	108	108	16	16	
DIV. I NON-CONF.	5- 4	139	0- 0	280	37	148	148	12	12	
TOTALS	RPI 1-25	RPI 26-50	W-L RECORDS	RPI 51-100	RPI 101-150	RPI 150+				
17- 8	0- 0	0- 1	OVERALL	3- 1	2- 2	12- 4				
9- 3	0- 0	0- 0	HOME	2- 0	1- 1	6- 2				
8- 5	0- 0	0- 1	AWAY	1- 1	1- 1	6- 2				
0- 0	0- 0	0- 0	NEUTRAL	0- 0	0- 0	0- 0				
5- 4	0- 0	0- 1	NON-CONFERENCE	0- 1	0- 0	5- 2				
3- 0	0- 0	0- 0	HOME	0- 0	0- 0	3- 0				
2- 4	0- 0	0- 1	AWAY	0- 1	0- 0	2- 2				
0- 0	0- 0	0- 0	NEUTRAL	0- 0	0- 0	0- 0				
12- 4	0- 0	0- 0	CONFERENCE	3- 0	2- 2	7- 2				
6- 3	0- 0	0- 0	HOME	2- 0	1- 1	3- 2				
6- 1	0- 0	0- 0	AWAY	1- 0	1- 1	4- 0				
0- 0	0- 0	0- 0	NEUTRAL	0- 0	0- 0	0- 0				

RPI S	Opponent	Score	RPI S	Opponent	Score	RPI S	Opponent	Score	RPI S	Opponent	Score	Team's RPI: 108
28	A BYU	50 70	67	A LSU	57 62	124	A Portland St.	66 85				
			88	A Idaho	86 72	124	H Portland St.	79 63				
			88	H Idaho	77 72	135	A Montana St.	84 73				
			92	H Idaho St.	60 56	135	H Montana St.	66 79				
						159	H Denver	74 66				
						163	H Chattanooga	68 65				
						165	A Colorado	69 77				
						171	A Montana	73 62				
						171	H Montana	79 61				
						187	A Eastern Wash.	67 62				
						187	H Eastern Wash.	72 76				
						210	H SMU	58 57				
						233	A Sacramento St.	71 61				
						233	H Sacramento St.	82 69				
						246	A San Francisco	68 63				
						248	H Northern Ariz.	63 53				
						276	A Colorado St.	53 47				
						286	A Southern Utah	71 44				
						291	A Air Force	57 69				
						319	H Weber St.	54 55				
LAST 12 Division I GAMES:												
171	H Montana	79 61	248	H Northern Ariz.	63 53							
88	H Idaho	77 72	286	A Southern Utah	71 44							
187	H Eastern Wash.	72 76	92	H Idaho St.	60 56							
233	A Sacramento St.	71 61	319	H Weber St.	54 55							
124	A Portland St.	66 85	135	H Montana St.	66 79							
135	A Montana St.	84 73	171	A Montana	73 62							

Non-Div I Games:

Northern Colo.

■ Loss, 
 ■ Non-Conf, S Site, 
 ■ Home 
 ■ Away 
 N Neutral

Average RPI Win:	205	WON-LOST	WINNING	LAST 10	STRENGTH OF	OPP. STRENGTH	TEAM	ADJ.	CONF.	ADJ CONF.
Average RPI Loss:	63	RECORD	PCT. RANK	GAMES	SCHEDULE	OF SCHEDULE	RPI	RPI	RPI	RPI
DIV. I ONLY	16- 10	112	1- 0	117	92	98	98	7	7	
DIV. I NON-CONF.	8- 4	91	1- 0	270	141	136	136	9	9	
TOTALS	RPI 1-25	RPI 26-50	W-L RECORDS	RPI 51-100	RPI 101-150	RPI 150+				
16- 10	0- 3	1- 3	OVERALL	2- 2	2- 0	11- 2				
11- 2	0- 1	1- 1	HOME	2- 0	2- 0	6- 0				
3- 8	0- 2	0- 2	AWAY	0- 2	0- 0	3- 2				
2- 0	0- 0	0- 0	NEUTRAL	0- 0	0- 0	2- 0				
8- 4	0- 1	0- 0	NON-CONFERENCE	1- 1	1- 0	6- 2				
6- 0	0- 0	0- 0	HOME	1- 0	1- 0	4- 0				
0- 4	0- 1	0- 0	AWAY	0- 1	0- 0	0- 2				
2- 0	0- 0	0- 0	NEUTRAL	0- 0	0- 0	2- 0				
8- 6	0- 2	1- 3	CONFERENCE	1- 1	1- 0	5- 0				
5- 2	0- 1	1- 1	HOME	1- 0	1- 0	2- 0				
3- 4	0- 1	0- 2	AWAY	0- 1	0- 0	3- 0				
0- 0	0- 0	0- 0	NEUTRAL	0- 0	0- 0	0- 0				

RPI 1-25				RPI 26-50				RPI 51-100 Team's RPI: 98				RPI 101+			
RPI	S	Opponent	Score	RPI	S	Opponent	Score	RPI	S	Opponent	Score	RPI	S	Opponent	Score
11	A	Iowa St.	60 70	32	H	Ohio	53 69	51	A	Indiana	73 91	115	H	Yale	89 80
23	A	Central Mich.	52 76	42	A	Miami (OH)	45 70	80	H	Toledo	54 52	148	H	Akron	70 59
23	H	Central Mich.	66 89	42	H	Miami (OH)	82 71	83	A	Kent St.	78 87	151	A	Southern Ill.	73 82
				44	A	Buffalo	64 93	91	H	UNI	70 59	171	A	Montana	70 86
												204	A	Eastern Mich.	68 65
												212	A	Ball St.	93 83
												217	A	Bowling Green	66 52
												217	H	Bowling Green	88 47
												218	N	Nevada	98 69
												238	N	Western Ill.	86 61
												269	H	Western Mich.	77 64
												272	H	Brown	109 102
												295	H	Eastern Ill.	78 59
												317	H	North Dakota St.	81 63
												350	H	Chicago St.	114 52
LAST 12 Division I GAMES:															
218	N	Nevada	98 69	212	A	Ball St.	93 83								
91	H	UNI	70 59	217	H	Bowling Green	88 47								
11	A	Iowa St.	60 70	204	A	Eastern Mich.	68 65								
23	A	Central Mich.	52 76	269	H	Western Mich.	77 64								
80	H	Toledo	54 52	44	A	Buffalo	64 93								
42	A	Miami (OH)	45 70	32	H	Ohio	53 69								

Non-Div I Games:

Northern Ill.

Average RPI Win:	256	WON-LOST	WINNING	LAST 10	STRENGTH OF	OPP. STRENGTH	TEAM	ADJ.	CONF.	ADJ CONF.
Average RPI Loss:	131	RECORD	PCT. RANK	GAMES	SCHEDULE	OF SCHEDULE	RPI	RPI	RPI	RPI
DIV. I ONLY	8- 17	271	1- 0	128	215	251	251	21	21	
DIV. I NON-CONF.	0- 9	336	0- 0	48	144	288	288	18	18	
TOTALS	RPI 1-25	RPI 26-50	W-L RECORDS	RPI 51-100	RPI 101-150	RPI 150+				
8- 17	0- 1	0- 0	OVERALL	0- 6	2- 5	6- 5				
7- 4	0- 0	0- 0	HOME	0- 3	2- 0	5- 1				
1- 10	0- 1	0- 0	AWAY	0- 3	0- 3	1- 3				
0- 3	0- 0	0- 0	NEUTRAL	0- 0	0- 2	0- 1				
0- 9	0- 1	0- 0	NON-CONFERENCE	0- 2	0- 3	0- 3				
0- 2	0- 0	0- 0	HOME	0- 1	0- 0	0- 1				
0- 4	0- 1	0- 0	AWAY	0- 1	0- 1	0- 1				
0- 3	0- 0	0- 0	NEUTRAL	0- 0	0- 2	0- 1				
8- 8	0- 0	0- 0	CONFERENCE	0- 4	2- 2	6- 2				
7- 2	0- 0	0- 0	HOME	0- 2	2- 0	5- 0				
1- 6	0- 0	0- 0	AWAY	0- 2	0- 2	1- 2				
0- 0	0- 0	0- 0	NEUTRAL	0- 0	0- 0	0- 0				

RPI 1-25			RPI 26-50			RPI 51-100			RPI 101+			Team's RPI: 251
RPI	S	Opponent	Score	RPI	S	Opponent	Score	RPI	S	Opponent	Score	Score
3	A	Louisville	59 92					60	H	Belmont	53 71	102 N Pepperdine 46 51
								64	A	Wright St.	56 78	111 A Providence 43 48
								64	H	Wright St.	55 61	122 A Youngstown St. 66 77
								74	A	Green Bay	42 70	122 H Youngstown St. 65 62
								74	H	Green Bay	61 81	130 A IUPUI 48 70
								83	A	Kent St.	61 62	130 H IUPUI 60 57
												148 N Akron 60 77
												160 H Illinois St. 53 58
												195 A Milwaukee 38 59
												195 H Milwaukee 55 54
												260 A Austin Peay 48 52
												285 A Cleveland St. 47 76
												285 H Cleveland St. 74 55
												294 N La Salle 56 74
												308 H Oakland 72 50
												333 H Detroit Mercy 68 56
												337 A UIC 67 49
												337 H UIC 78 44
LAST 12 Division I GAMES:												
285	H	Cleveland St.	74 55	130	H	IUPUI	60 57					
122	H	Youngstown St.	65 62	308	H	Oakland	72 50					
64	A	Wright St.	56 78	333	H	Detroit Mercy	68 56					
195	A	Milwaukee	38 59	122	A	Youngstown St.	66 77					
74	A	Green Bay	42 70	285	A	Cleveland St.	47 76					
337	H	UIC	78 44	64	H	Wright St.	55 61					

Non-Div I Games: Alderson Broadus 73 32

Northern Ky.

■ Loss, 
 ■ Non-Conf, S Site, 
 ■ Home 
 ■ Away 
 N Neutral

## Northwestern

Through Games Of Feb. 25, 2019

Average RPI Win:	162	WON-LOST	WINNING	LAST 10	STRENGTH OF	OPP. STRENGTH	TEAM	ADJ.	CONF.	ADJ CONF.
Average RPI Loss:	69	RECORD	PCT. RANK	GAMES	SCHEDULE	OF SCHEDULE	RPI	RPI	RPI	RPI
DIV. I ONLY	15- 12	144	0- 1	107	50	119	119	5	5	
DIV. I NON-CONF.	7- 4	108	0- 1	243	48	158	158	6	6	
TOTALS	RPI 1-25	RPI 26-50	W-L RECORDS	RPI 51-100	RPI 101-150	RPI 150+				
15- 12	0- 3	1- 2	OVERALL	5- 3	2- 4	7- 0				
9- 5	0- 1	1- 0	HOME	2- 2	2- 2	4- 0				
5- 6	0- 2	0- 2	AWAY	3- 1	0- 1	2- 0				
1- 1	0- 0	0- 0	NEUTRAL	0- 0	0- 1	1- 0				
7- 4	0- 2	0- 0	NON-CONFERENCE	2- 0	1- 2	4- 0				
4- 2	0- 1	0- 0	HOME	1- 0	1- 1	2- 0				
2- 1	0- 1	0- 0	AWAY	1- 0	0- 0	1- 0				
1- 1	0- 0	0- 0	NEUTRAL	0- 0	0- 1	1- 0				
8- 8	0- 1	1- 2	CONFERENCE	3- 3	1- 2	3- 0				
5- 3	0- 0	1- 0	HOME	1- 2	1- 1	2- 0				
3- 5	0- 1	0- 2	AWAY	2- 1	0- 1	1- 0				
0- 0	0- 0	0- 0	NEUTRAL	0- 0	0- 0	0- 0				

RPI 1-25				RPI 26-50				RPI 51-100				RPI 101+ Team's RPI: 119			
RPI	S	Opponent	Score	RPI	S	Opponent	Score	RPI	S	Opponent	Score	RPI	S	Opponent	Score
10	H	Marquette	57 76	27	A	Rutgers	41 45	51	A	Indiana	75 69	106	A	Minnesota	64 73
13	A	Maryland	57 72	39	H	Michigan St.	70 62	73	A	Purdue	58 61	106	H	Minnesota	54 61
25	A	DePaul	60 76	45	A	Michigan	78 79	73	H	Purdue	54 57	125	H	Pittsburgh	49 52
								74	A	Green Bay	57 55	126	H	Penn St.	78 63
								75	H	Ohio St.	76 59	133	H	UT Martin	90 64
								84	H	Duke	84 58	141	N	Kansas	57 66
								86	A	Nebraska	58 54	180	H	Wisconsin	72 46
								86	H	Nebraska	64 71	211	A	Illinois	64 56
												211	H	Illinois	68 45
												220	A	Florida	83 74
												255	N	Wichita St.	65 43
												337	H	UIC	87 44
												350	H	Chicago St.	97 35
LAST 12 Division I GAMES:															
141	N	Kansas	57 66	75	H	Ohio St.	76 59								
86	H	Nebraska	64 71	106	H	Minnesota	54 61								
73	A	Purdue	58 61	211	A	Illinois	64 56								
126	H	Penn St.	78 63	86	A	Nebraska	58 54								
106	A	Minnesota	64 73	180	H	Wisconsin	72 46								
13	A	Maryland	57 72	51	A	Indiana	75 69								

Non-Div I Games:

Northwestern

■ Loss, 
■ Non-Conf, 
■ S Site, 
■ H Home 
■ A Away 
N Neutral



Average RPI Win:	329	WON-LOST	WINNING	LAST 10	STRENGTH OF	OPP. STRENGTH	TEAM	ADJ.	CONF.	ADJ CONF.
Average RPI Loss:	171	RECORD	PCT. RANK	GAMES	SCHEDULE	OF SCHEDULE	RPI	RPI	RPI	RPI
DIV. I ONLY	5- 16	306	0- 0	286	283	321	321	25	25	
DIV. I NON-CONF.	1- 6	318	0- 0	302	111	340	340	23	23	
TOTALS	RPI 1-25	RPI 26-50	W-L RECORDS	RPI 51-100	RPI 101-150	RPI 150+				
5- 16	0- 0	0- 1	OVERALL	0- 4	0- 2	5- 9				
4- 5	0- 0	0- 0	HOME	0- 2	0- 0	4- 3				
1- 11	0- 0	0- 1	AWAY	0- 2	0- 2	1- 6				
0- 0	0- 0	0- 0	NEUTRAL	0- 0	0- 0	0- 0				
1- 6	0- 0	0- 1	NON-CONFERENCE	0- 1	0- 2	1- 2				
1- 1	0- 0	0- 0	HOME	0- 0	0- 0	1- 1				
0- 5	0- 0	0- 1	AWAY	0- 1	0- 2	0- 1				
0- 0	0- 0	0- 0	NEUTRAL	0- 0	0- 0	0- 0				
4- 10	0- 0	0- 0	CONFERENCE	0- 3	0- 0	4- 7				
3- 4	0- 0	0- 0	HOME	0- 2	0- 0	3- 2				
1- 6	0- 0	0- 0	AWAY	0- 1	0- 0	1- 5				
0- 0	0- 0	0- 0	NEUTRAL	0- 0	0- 0	0- 0				

RPI S	Opponent	Score	RPI S	Opponent	Score	RPI S	Opponent	Score	RPI S	Opponent	Score	Team's RPI: 321
26	A Texas	66 104	59	H Lamar University	70 94	129	A Oklahoma	56 93				
			78	A SFA	56 84	147	A Alabama	73 87				
			78	H SFA	67 87	164	H Abilene Christian	63 72				
			89	A Arkansas	53 98	173	A Nicholls St.	86 97				
						181	A Southern Miss.	54 69				
						184	A Sam Houston St.	55 66				
						245	A A&M-Corpus Christi	55 79				
						280	A Central Ark.	52 74				
						290	A New Orleans	73 84				
						290	H New Orleans	62 67				
						306	H Southeastern La.	58 47				
						316	H La.-Monroe	55 63				
						323	A McNeese	89 73				
						323	H McNeese	82 63				
						341	H Houston Baptist	63 46				
						351	H Alcorn	78 65				
LAST 12 Division I GAMES:												
341	H Houston Baptist	63 46	290	H New Orleans	62 67							
78	H SFA	67 87	306	H Southeastern La.	58 47							
59	H Lamar University	70 94	184	A Sam Houston St.	55 66							
323	A McNeese	89 73	164	H Abilene Christian	63 72							
290	A New Orleans	73 84	78	A SFA	56 84							
280	A Central Ark.	52 74	245	A A&M-Corpus Christi	55 79							

Non-Div I Games: Loyola (LA) 71 66 Central Baptist 82 56 LeTourneau 100 40 Centenary (LA) 94 51 Northwestern St.

Average RPI Win:	64	WON-LOST	WINNING	LAST 10	STRENGTH OF	OPP. STRENGTH	TEAM	ADJ.	CONF.	ADJ CONF.
Average RPI Loss:	18	RECORD	PCT. RANK	GAMES	SCHEDULE	OF SCHEDULE	RPI	RPI	RPI	RPI
DIV. I ONLY	26- 3	5	1- 0	1	2	1	1	1	1	1
DIV. I NON-CONF.	13- 1	9	1- 0	1	7	1	1	1	1	1
TOTALS	RPI 1-25	RPI 26-50	W-L RECORDS	RPI 51-100	RPI 101-150	RPI 150+				
26- 3	10- 2	4- 1	OVERALL	5- 0	6- 0	1- 0				
13- 1	3- 1	1- 0	HOME	3- 0	5- 0	1- 0				
10- 2	4- 1	3- 1	AWAY	2- 0	1- 0	0- 0				
3- 0	3- 0	0- 0	NEUTRAL	0- 0	0- 0	0- 0				
13- 1	6- 1	1- 0	NON-CONFERENCE	3- 0	2- 0	1- 0				
6- 1	1- 1	0- 0	HOME	2- 0	2- 0	1- 0				
4- 0	2- 0	1- 0	AWAY	1- 0	0- 0	0- 0				
3- 0	3- 0	0- 0	NEUTRAL	0- 0	0- 0	0- 0				
13- 2	4- 1	3- 1	CONFERENCE	2- 0	4- 0	0- 0				
7- 0	2- 0	1- 0	HOME	1- 0	3- 0	0- 0				
6- 2	2- 1	2- 1	AWAY	1- 0	1- 0	0- 0				
0- 0	0- 0	0- 0	NEUTRAL	0- 0	0- 0	0- 0				

RPI 1-25				Team's RPI: 1		RPI 26-50				RPI 51-100				RPI 101+			
RPI	S	Opponent	Score	RPI	S	Opponent	Score	RPI	S	Opponent	Score	RPI	S	Opponent	Score		
3	H	Louisville	82 68	31	A	North Carolina	73 78	62	A	Virginia Tech	80 51	114	A	Boston College	97 47		
5	H	UConn	71 89	40	A	Georgia Tech	76 55	63	H	Penn	75 55	114	H	Boston College	92 63		
7	H	Iowa	105 71	40	H	Georgia Tech	90 50	79	H	Harvard	103 58	120	H	Western Ky.	94 53		
8	A	NC State	95 72	41	A	Clemson	101 63	80	A	Toledo	72 56	125	H	Pittsburgh	100 44		
10	A	Marquette	87 63	43	A	Tennessee	77 62	84	H	Duke	89 61	128	H	Wake Forest	78 48		
12	A	Syracuse	98 68									139	H	Lehigh	95 68		
14	N	Gonzaga	81 65									247	H	Binghamton	103 53		
18	A	Miami (FL)	65 72														
20	H	Florida St.	97 70														
21	N	Oregon St.	91 81														
24	N	Drake	82 64														
25	A	DePaul	101 77														
LAST 12 Division I GAMES:																	
21	N	Oregon St.	91 81	20	H	Florida St.	97 70										
24	N	Drake	82 64	18	A	Miami (FL)	65 72										
12	A	Syracuse	98 68	40	H	Georgia Tech	90 50										
84	H	Duke	89 61	41	A	Clemson	101 63										
8	A	NC State	95 72	31	A	North Carolina	73 78										
114	A	Boston College	97 47	43	A	Tennessee	77 62										

Non-Div I Games:

Notre Dame

RPI 1-25				RPI 26-50				RPI 51-100				RPI 101+				Team's RPI: 308	
RPI	S	Opponent	Score	RPI	S	Opponent	Score	RPI	S	Opponent	Score	RPI	S	Opponent	Score		
23	A	Central Mich.	61 104	39	H	Michigan St.	58 102	51	H	Indiana	32 59	122	A	Youngstown St.	61 76		
				45	H	Michigan	59 85	64	A	Wright St.	58 69	122	H	Youngstown St.	55 69		
								74	A	Green Bay	32 72	130	A	IUPUI	53 82		
								74	H	Green Bay	53 77	130	H	IUPUI	70 76		
								83	A	Kent St.	65 75	148	N	Akron	65 85		
												156	A	Bradley	64 73		
												160	A	Illinois St.	56 62		
												195	A	Milwaukee	53 83		
												195	H	Milwaukee	52 79		
												251	A	Northern Ky.	50 72		
												282	H	Canisius	71 60		
												285	A	Cleveland St.	90 98		
												285	H	Cleveland St.	62 64		
												333	A	Detroit Mercy	76 65		
												333	H	Detroit Mercy	74 67		
												337	A	UIC	65 69		
												337	H	UIC	74 57		
LAST 12 Division I GAMES:																	
				195	A	Milwaukee	53 83	122	A	Youngstown St.	61 76						
				74	A	Green Bay	32 72	251	A	Northern Ky.	50 72						
				337	H	UIC	74 57	64	A	Wright St.	58 69						
				130	H	IUPUI	70 76	74	H	Green Bay	53 77						
				333	A	Detroit Mercy	76 65	195	H	Milwaukee	52 79						
				285	A	Cleveland St.	90 98	130	A	IUPUI	53 82						

Rochester College 64 46

Grace Bible (MI)	94	48
------------------	----	----

### Non-Div I Games:

Average RPI Win:	171	WON-LOST	WINNING	LAST 10	STRENGTH OF	OPP. STRENGTH	TEAM	ADJ.	CONF.	ADJ CONF.
Average RPI Loss:	48	RECORD	PCT. RANK	GAMES	SCHEDULE	OF SCHEDULE	RPI	RPI	RPI	RPI
DIV. I ONLY	22- 3	11	1- 0	137	90	32	32	7	7	
DIV. I NON-CONF.	11- 0	1	0- 0	274	167	41	41	9	9	
TOTALS	RPI 1-25	RPI 26-50	W-L RECORDS	RPI 51-100	RPI 101-150	RPI 150+				
22- 3	1- 1	1- 1	OVERALL	6- 1	3- 0	11- 0				
11- 2	0- 1	0- 1	HOME	2- 0	2- 0	7- 0				
9- 1	1- 0	1- 0	AWAY	3- 1	1- 0	3- 0				
2- 0	0- 0	0- 0	NEUTRAL	1- 0	0- 0	1- 0				
11- 0	0- 0	0- 0	NON-CONFERENCE	3- 0	2- 0	6- 0				
6- 0	0- 0	0- 0	HOME	1- 0	1- 0	4- 0				
3- 0	0- 0	0- 0	AWAY	1- 0	1- 0	1- 0				
2- 0	0- 0	0- 0	NEUTRAL	1- 0	0- 0	1- 0				
11- 3	1- 1	1- 1	CONFERENCE	3- 1	1- 0	5- 0				
5- 2	0- 1	0- 1	HOME	1- 0	1- 0	3- 0				
6- 1	1- 0	1- 0	AWAY	2- 1	0- 0	2- 0				
0- 0	0- 0	0- 0	NEUTRAL	0- 0	0- 0	0- 0				

RPI	S	Opponent	Score	RPI	S	Opponent	Score	Team's RPI: 32	RPI	S	Opponent	Score	RPI	S	Opponent	Score
23	A	Central Mich.	78 75	42	H	Miami (OH)	61 67		59	N	Lamar University	87 62	121	H	UNCW	95 72
23	H	Central Mich.	70 88	44	A	Buffalo	74 71		73	H	Purdue	80 73	130	A	IUPUI	73 66
									77	A	American	77 67	148	H	Akron	92 70
									80	A	Toledo	50 76	204	H	Eastern Mich.	85 44
									83	A	Kent St.	69 67	212	A	Ball St.	90 75
									83	H	Kent St.	83 81	212	H	Ball St.	94 62
									98	A	Northern Ill.	69 53	217	A	Bowling Green	82 79
													242	N	St. Bonaventure	70 53
													247	H	Binghamton	86 49
													269	H	Western Mich.	70 56
													271	A	Richmond	109 58
													285	H	Cleveland St.	72 54
													327	H	Eastern Ky.	100 60
													328	H	Coppin St.	87 62
LAST 12 Division I GAMES:																
83	A	Kent St.	69 67	42	H	Miami (OH)	61 67		217	A	Bowling Green	82 79				
269	H	Western Mich.	70 56	98	A	Northern Ill.	69 53		204	H	Eastern Mich.	85 44				
80	A	Toledo	50 76	83	H	Kent St.	83 81		83	H	Kent St.	83 81				
23	A	Central Mich.	78 75	212	A	Ball St.	90 75									
148	H	Akron	92 70													
212	H	Ball St.	94 62													

Non-Div I Games:

Ohio

Average RPI Win:	121	WON-LOST	WINNING	LAST 10	STRENGTH OF	OPP. STRENGTH	TEAM	ADJ.	CONF.	ADJ CONF.
Average RPI Loss:	64	RECORD	PCT. RANK	GAMES	SCHEDULE	OF SCHEDULE	RPI	RPI	RPI	RPI
DIV. I ONLY	13- 12	160	1- 0	32	22	75	75	5	5	
DIV. I NON-CONF.	4- 5	190	0- 0	127	8	190	190	6	6	
TOTALS	RPI 1-25	RPI 26-50	W-L RECORDS	RPI 51-100	RPI 101-150	RPI 150+				
13- 12	0- 4	4- 1	OVERALL	2- 4	3- 2	4- 1				
9- 4	0- 2	2- 0	HOME	2- 1	1- 1	4- 0				
4- 6	0- 2	2- 1	AWAY	0- 1	2- 1	0- 1				
0- 2	0- 0	0- 0	NEUTRAL	0- 2	0- 0	0- 0				
4- 5	0- 1	1- 0	NON-CONFERENCE	1- 2	0- 1	2- 1				
4- 1	0- 0	1- 0	HOME	1- 0	0- 1	2- 0				
0- 2	0- 1	0- 0	AWAY	0- 0	0- 0	0- 1				
0- 2	0- 0	0- 0	NEUTRAL	0- 2	0- 0	0- 0				
9- 7	0- 3	3- 1	CONFERENCE	1- 2	3- 1	2- 0				
5- 3	0- 2	1- 0	HOME	1- 1	1- 0	2- 0				
4- 4	0- 1	2- 1	AWAY	0- 1	2- 1	0- 0				
0- 0	0- 0	0- 0	NEUTRAL	0- 0	0- 0	0- 0				

RPI 1-25				RPI 26-50				RPI 51-100 Team's RPI: 75				RPI 101+			
RPI	S	Opponent	Score	RPI	S	Opponent	Score	RPI	S	Opponent	Score	RPI	S	Opponent	Score
5	A	UConn	53 85	27	A	Rutgers	59 39	51	H	Indiana	55 50	106	A	Minnesota	65 55
7	H	Iowa	52 78	31	H	North Carolina	76 69	55	N	Butler	53 66	119	A	Northwestern	59 76
13	A	Maryland	69 75	39	A	Michigan St.	77 70	62	N	Virginia Tech	73 81	126	A	Penn St.	76 71
13	H	Maryland	57 70	39	H	Michigan St.	65 55	73	A	Purdue	42 60	126	H	Penn St.	78 73
				45	A	Michigan	58 62	81	H	Cincinnati	69 56	132	H	South Fla.	47 71
								86	H	Nebraska	69 78	158	A	Washington	59 69
												180	H	Wisconsin	70 68
												211	H	Illinois	78 70
												220	H	Florida	46 41
												333	H	Detroit Mercy	55 41
LAST 12 Division I GAMES:															
				39	A	Michigan St.	77 70	211	H	Illinois	78 70				
				180	H	Wisconsin	70 68	106	A	Minnesota	65 55				
				27	A	Rutgers	59 39	13	H	Maryland	57 70				
				7	H	Iowa	52 78	45	A	Michigan	58 62				
				126	H	Penn St.	78 73	126	A	Penn St.	76 71				
				119	A	Northwestern	59 76	39	H	Michigan St.	65 55				

Non-Div I Games:

Ohio St.

Average RPI Win:	176	WON-LOST	WINNING	LAST 10	STRENGTH OF	OPP. STRENGTH	TEAM	ADJ.	CONF.	ADJ CONF.
Average RPI Loss:	50	RECORD	PCT. RANK	GAMES	SCHEDULE	OF SCHEDULE	RPI	RPI	RPI	RPI
DIV. I ONLY	8- 19	275	0- 1	7	27	129	129	3	3	
DIV. I NON-CONF.	4- 7	228	0- 1	30	67	147	147	3	3	
TOTALS	RPI 1-25	RPI 26-50	W-L RECORDS	RPI 51-100	RPI 101-150	RPI 150+				
8- 19	0- 6	0- 8	OVERALL	1- 1	4- 4	3- 0				
6- 7	0- 4	0- 2	HOME	0- 1	4- 0	2- 0				
2- 10	0- 2	0- 5	AWAY	1- 0	0- 3	1- 0				
0- 2	0- 0	0- 1	NEUTRAL	0- 0	0- 1	0- 0				
4- 7	0- 2	0- 3	NON-CONFERENCE	0- 0	1- 2	3- 0				
3- 2	0- 2	0- 0	HOME	0- 0	1- 0	2- 0				
1- 3	0- 0	0- 2	AWAY	0- 0	0- 1	1- 0				
0- 2	0- 0	0- 1	NEUTRAL	0- 0	0- 1	0- 0				
4- 12	0- 4	0- 5	CONFERENCE	1- 1	3- 2	0- 0				
3- 5	0- 2	0- 2	HOME	0- 1	3- 0	0- 0				
1- 7	0- 2	0- 3	AWAY	1- 0	0- 2	0- 0				
0- 0	0- 0	0- 0	NEUTRAL	0- 0	0- 0	0- 0				

RPI 1-25				RPI 26-50				RPI 51-100				RPI 101+ Team's RPI: 129			
RPI	S	Opponent	Score	RPI	S	Opponent	Score	RPI	S	Opponent	Score	RPI	S	Opponent	Score
2	A	Baylor	53 87	26	A	Texas	63 73	71	A	West Virginia	80 69	103	N	UAB	84 89
2	H	Baylor	53 74	26	H	Texas	67 76	71	H	West Virginia	55 66	120	H	Western Ky.	90 83
5	H	UConn	63 72	37	A	Kansas St.	56 86					127	A	Oklahoma St.	74 84
11	A	Iowa St.	78 104	37	H	Kansas St.	75 83					127	H	Oklahoma St.	75 66
11	H	Iowa St.	70 91	41	N	Clemson	62 74					132	A	South Fla.	70 87
25	H	DePaul	76 87	47	A	Auburn	79 95					137	H	Texas Tech	66 61
				48	A	New Mexico	80 84					141	A	Kansas	79 88
				49	A	TCU	71 86					141	H	Kansas	78 67
LAST 12 Division I GAMES:															
41	N	Clemson	62 74	37	H	Kansas St.	75 83					210	A	SMU	77 61
127	H	Oklahoma St.	75 66	127	A	Oklahoma St.	74 84					280	H	Central Ark.	65 52
71	A	West Virginia	80 69	26	H	Texas	67 76					321	H	Northwestern St.	93 56
11	H	Iowa St.	70 91	141	A	Kansas	79 88								
2	A	Baylor	53 87	2	H	Baylor	53 74								
141	H	Kansas	78 67	49	A	TCU	71 86								

Non-Div I Games:

Oklahoma

■ Loss, 
■ Non-Conf, 
■ S Site, 
■ H Home 
■ A Away 
N Neutral

Average RPI Win:	182	WON-LOST	WINNING	LAST 10	STRENGTH OF	OPP. STRENGTH	TEAM	ADJ.	CONF.	ADJ CONF.
Average RPI Loss:	50	RECORD	PCT. RANK	GAMES	SCHEDULE	OF SCHEDULE	RPI	RPI	RPI	RPI
DIV. I ONLY	14- 13	168	0- 1	73	36	127	127	3	3	
DIV. I NON-CONF.	9- 2	43	0- 0	237	180	100	100	3	3	
TOTALS	RPI 1-25	RPI 26-50	W-L RECORDS	RPI 51-100	RPI 101-150	RPI 150+				
14- 13	0- 3	1- 6	OVERALL	0- 2	5- 2	8- 0				
12- 5	0- 2	1- 2	HOME	0- 1	4- 0	7- 0				
2- 8	0- 1	0- 4	AWAY	0- 1	1- 2	1- 0				
0- 0	0- 0	0- 0	NEUTRAL	0- 0	0- 0	0- 0				
9- 2	0- 0	0- 2	NON-CONFERENCE	0- 0	1- 0	8- 0				
8- 1	0- 0	0- 1	HOME	0- 0	1- 0	7- 0				
1- 1	0- 0	0- 1	AWAY	0- 0	0- 0	1- 0				
0- 0	0- 0	0- 0	NEUTRAL	0- 0	0- 0	0- 0				
5- 11	0- 3	1- 4	CONFERENCE	0- 2	4- 2	0- 0				
4- 4	0- 2	1- 1	HOME	0- 1	3- 0	0- 0				
1- 7	0- 1	0- 3	AWAY	0- 1	1- 2	0- 0				
0- 0	0- 0	0- 0	NEUTRAL	0- 0	0- 0	0- 0				

RPI	S	Opponent	Score	RPI	S	Opponent	Score	RPI	S	Opponent	Score	RPI	S	Opponent	Score	Team's RPI: 127
2	H	Baylor	58 66	26	A	Texas	51 60	71	A	West Virginia	58 67	129	A	Oklahoma	66 75	
11	A	Iowa St.	67 89	26	H	Texas	55 61	71	H	West Virginia	54 77	129	H	Oklahoma	84 74	
11	H	Iowa St.	71 84	33	A	UCLA	59 71					137	A	Texas Tech	78 90	
				37	A	Kansas St.	48 59					137	H	Texas Tech	65 57	
				43	H	Tennessee	63 76					141	A	Kansas	72 62	
				49	A	TCU	55 69					141	H	Kansas	72 52	
				49	H	TCU	75 71					143	H	UC Riverside	76 51	
												167	H	Oral Roberts	89 69	
												168	H	Texas St.	66 55	
												175	H	Arkansas St.	62 60	
												202	H	Grambling	86 40	
												207	H	Prairie View	70 50	
												255	A	Wichita St.	60 47	
												287	H	Samford	82 62	
												341	H	Houston Baptist	77 44	
LAST 12 Division I GAMES:																
129	A	Oklahoma	66 75	129	H	Oklahoma	84 74									
141	H	Kansas	72 52	49	A	TCU	55 69									
71	H	West Virginia	54 77	2	H	Baylor	58 66									
11	A	Iowa St.	67 89	11	H	Iowa St.	71 84									
26	H	Texas	55 61	37	A	Kansas St.	48 59									
137	A	Texas Tech	78 90	141	A	Kansas	72 62									

Non-Div I Games:

Oklahoma St.

■ Loss, 
 ■ Non-Conf, 
 ■ S Site, 
 ■ H Home 
 ■ A Away 
 N Neutral

Average RPI Win:	206	WON-LOST	WINNING	LAST 10	STRENGTH OF	OPP. STRENGTH	TEAM	ADJ.	CONF.	ADJ CONF.
Average RPI Loss:	95	RECORD	PCT. RANK	GAMES	SCHEDULE	OF SCHEDULE	RPI	RPI	RPI	RPI
DIV. I ONLY	17- 9	88	0- 1	102	162	87	87	14	14	
DIV. I NON-CONF.	9- 3	61	0- 1	61	205	43	43	17	17	
TOTALS	RPI 1-25	RPI 26-50	W-L RECORDS	RPI 51-100	RPI 101-150	RPI 150+				
17- 9	0- 1	0- 1	OVERALL	2- 2	1- 4	14- 1				
9- 3	0- 0	0- 0	HOME	1- 1	1- 2	7- 0				
6- 5	0- 1	0- 1	AWAY	1- 0	0- 2	5- 1				
2- 1	0- 0	0- 0	NEUTRAL	0- 1	0- 0	2- 0				
9- 3	0- 1	0- 0	NON-CONFERENCE	1- 2	1- 0	7- 0				
4- 1	0- 0	0- 0	HOME	0- 1	1- 0	3- 0				
3- 1	0- 1	0- 0	AWAY	1- 0	0- 0	2- 0				
2- 1	0- 0	0- 0	NEUTRAL	0- 1	0- 0	2- 0				
8- 6	0- 0	0- 1	CONFERENCE	1- 0	0- 4	7- 1				
5- 2	0- 0	0- 0	HOME	1- 0	0- 2	4- 0				
3- 4	0- 0	0- 1	AWAY	0- 0	0- 2	3- 1				
0- 0	0- 0	0- 0	NEUTRAL	0- 0	0- 0	0- 0				

RPI 1-25				RPI 26-50				RPI 51-100 Team's RPI: 87				RPI 101+			
RPI	S	Opponent	Score	RPI	S	Opponent	Score	RPI	S	Opponent	Score	RPI	S	Opponent	Score
8	A	NC State	56 85	35	A	Rice	42 48	56	N	Saint Mary's (CA)	65 83	101	H	VCU	60 57
								61	H	Middle Tenn.	70 65	103	H	UAB	61 69
								81	A	Cincinnati	76 72	117	A	Charlotte	59 69
								99	H	Virginia	67 73	117	H	Charlotte	53 60
												120	A	Western Ky.	60 75
												154	N	Tennessee Tech	80 73
												166	A	Tulane	56 48
												170	H	William & Mary	83 69
												172	A	Louisiana Tech	70 59
												176	A	North Texas	72 71
												181	A	Southern Miss.	53 50
												202	A	Marshall	48 57
												219	A	Campbell	83 59
												231	N	Jacksonville	78 76
												264	H	Norfolk St.	69 53
												278	H	UTEP	78 59
												304	H	Fla. Atlantic	87 53
												305	H	UTSA	72 47
												315	H	FIU	95 68
												328	H	Coppin St.	81 51
LAST 12 Division I GAMES:															
		56	N	Saint Mary's (CA)	65	83		176	A	North Texas	72	71			
		117	H	Charlotte	53	60		305	H	UTSA	72	47			
		117	A	Charlotte	59	69		278	H	UTEP	78	59			
		61	H	Middle Tenn.	70	65		181	A	Southern Miss.	53	50			
		103	H	UAB	61	69		172	A	Louisiana Tech	70	59			
		35	A	Rice	42	48		315	H	FIU	95	68			

Non-Div I Games:

Old Dominion

■ Loss, 
■ Non-Conf, 
■ S Site, 
■ H Home 
■ A Away 
N Neutral



Average RPI Win:	<b>222</b>	WON-LOST	WINNING	LAST 10	STRENGTH OF	OPP. STRENGTH	TEAM	ADJ.	CONF.	ADJ CONF.
Average RPI Loss:	<b>79</b>	RECORD	PCT. RANK	GAMES	SCHEDULE	OF SCHEDULE	RPI	RPI	RPI	RPI
DIV. I ONLY	<b>9- 19</b>	<b>270</b>	<b>0- 1</b>	<b>61</b>	<b>80</b>	<b>205</b>	<b>205</b>	<b>4</b>	<b>4</b>	
DIV. I NON-CONF.	<b>6- 8</b>	<b>199</b>	<b>0- 0</b>	<b>152</b>	<b>224</b>	<b>250</b>	<b>250</b>	<b>4</b>	<b>4</b>	
TOTALS	RPI 1-25	RPI 26-50	W-L RECORDS	RPI 51-100	RPI 101-150	RPI 150+				
9- 19	1- 5	0- 3	OVERALL	0- 6	0- 2	8- 3				
8- 9	0- 2	0- 2	HOME	0- 3	0- 1	8- 1				
1- 7	1- 2	0- 1	AWAY	0- 2	0- 0	0- 2				
0- 3	0- 1	0- 0	NEUTRAL	0- 1	0- 1	0- 0				
6- 8	0- 1	0- 1	NON-CONFERENCE	0- 2	0- 2	6- 2				
6- 4	0- 0	0- 1	HOME	0- 1	0- 1	6- 1				
0- 1	0- 0	0- 0	AWAY	0- 0	0- 0	0- 1				
0- 3	0- 1	0- 0	NEUTRAL	0- 1	0- 1	0- 0				
3- 11	1- 4	0- 2	CONFERENCE	0- 4	0- 0	2- 1				
2- 5	0- 2	0- 1	HOME	0- 2	0- 0	2- 0				
1- 6	1- 2	0- 1	AWAY	0- 2	0- 0	0- 1				
0- 0	0- 0	0- 0	NEUTRAL	0- 0	0- 0	0- 0				

RPI 1-25				RPI 26-50				RPI 51-100				RPI 101+ Team's RPI: 205			
RPI	S	Opponent	Score	RPI	S	Opponent	Score	RPI	S	Opponent	Score	RPI	S	Opponent	Score
5	N	UConn	50 <b>90</b>	30	A	Missouri	55 <b>78</b>	67	H	LSU	41 <b>55</b>	104	N	St. John's (NY)	59 <b>64</b>
9	A	Mississippi St.	49 <b>80</b>	47	H	Auburn	51 <b>64</b>	73	N	Purdue	59 <b>70</b>	130	H	IUPUI	58 <b>66</b>
9	H	Mississippi St.	66 <b>80</b>	49	H	TCU	50 <b>55</b>	89	A	Arkansas	61 <b>73</b>	161	H	Temple	62 55
15	A	South Carolina	42 <b>76</b>					89	H	Arkansas	55 <b>85</b>	172	A	Louisiana Tech	71 <b>80</b>
17	A	Kentucky	55 49					96	H	Troy	54 <b>71</b>	196	A	Vanderbilt	68 <b>80</b>
22	H	Texas A&M	60 <b>72</b>					97	A	Georgia	56 <b>78</b>	196	H	Vanderbilt	65 60
												199	H	Jacksonville St.	49 <b>60</b>
												220	H	Florida	76 66
												258	H	Louisiana	79 57
												264	H	Norfolk St.	60 42
												268	H	North Florida	82 69
												269	H	Western Mich.	69 66
												349	H	Savannah St.	74 51
LAST 12 Division I GAMES:															
89	A	Arkansas	61 <b>73</b>	47	H	Auburn	51 <b>64</b>								
9	H	Mississippi St.	66 <b>80</b>	9	A	Mississippi St.	49 <b>80</b>								
97	A	Georgia	56 <b>78</b>	196	A	Vanderbilt	68 <b>80</b>								
196	H	Vanderbilt	65 60	220	H	Florida	76 66								
15	A	South Carolina	42 <b>76</b>	17	A	Kentucky	55 49								
22	H	Texas A&M	60 <b>72</b>	67	H	LSU	41 <b>55</b>								

Non-Div I Games:

Ole Miss

■ Loss, 
 ■ Non-Conf, 
 ■ S Site, 
 ■ H Home 
 ■ A Away 
 N Neutral

Average RPI Win:	323	WON-LOST	WINNING	LAST 10	STRENGTH OF	OPP. STRENGTH	TEAM	ADJ.	CONF.	ADJ CONF.
Average RPI Loss:	157	RECORD	PCT. RANK	GAMES	SCHEDULE	OF SCHEDULE	RPI	RPI	RPI	RPI
DIV. I ONLY	6- 19	300	1- 0	287	243	322	322	19	19	
DIV. I NON-CONF.	4- 7	228	1- 0	286	296	284	284	19	19	
TOTALS	RPI 1-25	RPI 26-50	W-L RECORDS	RPI 51-100	RPI 101-150	RPI 150+				
6- 19	0- 0	0- 5	OVERALL	0- 1	0- 3	6- 10				
4- 8	0- 0	0- 2	HOME	0- 0	0- 1	4- 5				
1- 10	0- 0	0- 3	AWAY	0- 1	0- 2	1- 4				
1- 1	0- 0	0- 0	NEUTRAL	0- 0	0- 0	1- 1				
4- 7	0- 0	0- 1	NON-CONFERENCE	0- 1	0- 3	4- 2				
2- 2	0- 0	0- 0	HOME	0- 0	0- 1	2- 1				
1- 4	0- 0	0- 1	AWAY	0- 1	0- 2	1- 0				
1- 1	0- 0	0- 0	NEUTRAL	0- 0	0- 0	1- 1				
2- 12	0- 0	0- 4	CONFERENCE	0- 0	0- 0	2- 8				
2- 6	0- 0	0- 2	HOME	0- 0	0- 0	2- 4				
0- 6	0- 0	0- 2	AWAY	0- 0	0- 0	0- 4				
0- 0	0- 0	0- 0	NEUTRAL	0- 0	0- 0	0- 0				

RPI 1-25				RPI 26-50				RPI 51-100				RPI 101+				Team's RPI: 322	
RPI	S	Opponent	Score	RPI	S	Opponent	Score	RPI	S	Opponent	Score	RPI	S	Opponent	Score		
				29	A	South Dakota St.	47 81	91	A	UNI	50 79	105	A	Creighton	51 66		
				29	H	South Dakota St.	38 82					135	A	Montana St.	56 59		
				34	A	South Dakota	33 78					150	H	CSUN	52 64		
				34	H	South Dakota	49 80					156	H	Bradley	60 80		
				37	A	Kansas St.	46 61					159	H	Denver	68 95		
												167	H	Oral Roberts	56 71		
												219	N	Campbell	52 65		
												238	A	Western Ill.	70 78		
												238	H	Western Ill.	67 79		
												252	A	North Dakota	57 68		
												252	H	North Dakota	68 69		
												265	H	CSU Bakersfield	53 46		
												317	A	North Dakota St.	48 55		
												317	H	North Dakota St.	78 61		
												333	A	Detroit Mercy	51 42		
												334	A	Purdue Fort Wayne	48 56		
												334	H	Purdue Fort Wayne	70 61		
												344	H	USC Upstate	96 69		
												347	N	Florida A&M	57 50		
LAST 12 Division I GAMES:																	
				347	N	Florida A&M	57 50	252	H	North Dakota	68 69						
				317	A	North Dakota St.	48 55	29	A	South Dakota St.	47 81						
				334	H	Purdue Fort Wayne	70 61	334	A	Purdue Fort Wayne	48 56						
				29	H	South Dakota St.	38 82	34	H	South Dakota	49 80						
				238	H	Western Ill.	67 79	238	A	Western Ill.	70 78						
				34	A	South Dakota	33 78	252	A	North Dakota	57 68						

Non-Div I Games: Peru St. 91 44 Graceland (IA) 81 39

Omaha

Loss, Non-Conf, S Site, H Home A Away N Neutral

Overall Record				Through Games Of Feb. 15, 1919						
Average RPI Win:	266	WON-LOST	WINNING	LAST 10	STRENGTH OF	OPP. STRENGTH	TEAM	ADJ.	CONF.	ADJ CONF.
Average RPI Loss:	96	RECORD	PCT. RANK	GAMES	SCHEDULE	OF SCHEDULE	RPI	RPI	RPI	RPI
DIV. I ONLY	14- 12	154	1- 0	213	176	167	167	19	19	
DIV. I NON-CONF.	5- 6	177	0- 0	189	117	171	171	19	19	
-----										
TOTALS	RPI 1-25	RPI 26-50		W-L RECORDS		RPI 51-100	RPI 101-150	RPI 150+		
14- 12	0- 1	0- 4		OVERALL		0- 2	0- 2	14- 3		
6- 5	0- 0	0- 2		HOME		0- 1	0- 0	6- 2		
8- 7	0- 1	0- 2		AWAY		0- 1	0- 2	8- 1		
0- 0	0- 0	0- 0		NEUTRAL		0- 0	0- 0	0- 0		
5- 6	0- 1	0- 0		NON-CONFERENCE		0- 2	0- 2	5- 1		
2- 2	0- 0	0- 0		HOME		0- 1	0- 0	2- 1		
3- 4	0- 1	0- 0		AWAY		0- 1	0- 2	3- 0		
0- 0	0- 0	0- 0		NEUTRAL		0- 0	0- 0	0- 0		
9- 6	0- 0	0- 4		CONFERENCE		0- 0	0- 0	9- 2		
4- 3	0- 0	0- 2		HOME		0- 0	0- 0	4- 1		
5- 3	0- 0	0- 2		AWAY		0- 0	0- 0	5- 1		
0- 0	0- 0	0- 0		NEUTRAL		0- 0	0- 0	0- 0		

RPI 1-25				RPI 26-50				RPI 51-100				RPI 101+				Team's RPI: 167	
RPI	S	Opponent	Score	RPI	S	Opponent	Score	RPI	S	Opponent	Score	RPI	S	Opponent	Score		
7	A	Iowa	77 90	29	A	South Dakota St.	55 68	89	A	Arkansas	61 74	127	A	Oklahoma St.	69 89		
				29	H	South Dakota St.	65 74	94	H	UT Arlington	62 80	141	A	Kansas	58 70		
				34	A	South Dakota	64 75					157	H	Tulsa	68 76		
				34	H	South Dakota	72 76					159	A	Denver	76 93		
												159	H	Denver	74 66		
												168	A	Texas St.	81 64		
												184	A	Sam Houston St.	73 62		
												238	A	Western Ill.	92 85		
												238	H	Western Ill.	68 64		
												240	H	UMKC	75 64		
												252	A	North Dakota	80 58		
												252	H	North Dakota	67 75		
												286	H	Southern Utah	64 59		
												317	A	North Dakota St.	65 54		
												317	H	North Dakota St.	101 72		
												322	A	Omaha	71 56		
												334	A	Purdue Fort Wayne	72 61		
												334	H	Purdue Fort Wayne	66 56		
												341	A	Houston Baptist	74 56		
LAST 12 Division I GAMES:																	
				238	A	Western Ill.	92 85	334	H	Purdue Fort Wayne	66 56						
				252	A	North Dakota	80 58	317	H	North Dakota St.	101 72						
				317	A	North Dakota St.	65 54	159	A	Denver	76 93						
				34	A	South Dakota	64 75	34	H	South Dakota	72 76						
				159	H	Denver	74 66	29	A	South Dakota St.	55 68						
				29	H	South Dakota St.	65 74	334	A	Purdue Fort Wayne	72 61						

Non-Div I Games:	Harris-Stowe	74	46	Cent. Christian (KS94	47
------------------	--------------	----	----	-----------------------	----

Oral Roberts

■ Loss, ■ Non-Conf, S Site, H Home A Away N Neutral

Oregon

Through Games Of Feb. 25, 2019

Average RPI Win:	98	WON-LOST	WINNING	LAST 10	STRENGTH OF	OPP. STRENGTH	TEAM	ADJ.	CONF.	ADJ CONF.
Average RPI Loss:	31	RECORD	PCT. RANK	GAMES	SCHEDULE	OF SCHEDULE	RPI	RPI	RPI	RPI
DIV. I ONLY	24- 3	8	1- 0	18	20	6	6	2	2	
DIV. I NON-CONF.	10- 1	17	0- 0	22	57	7	7	2	2	
TOTALS	RPI 1-25	RPI 26-50	W-L RECORDS	RPI 51-100	RPI 101-150	RPI 150+				
24- 3	5- 1	6- 2	OVERALL	3- 0	3- 0	7- 0				
14- 1	4- 0	2- 1	HOME	2- 0	1- 0	5- 0				
9- 2	1- 1	4- 1	AWAY	1- 0	1- 0	2- 0				
1- 0	0- 0	0- 0	NEUTRAL	0- 0	1- 0	0- 0				
10- 1	2- 0	2- 1	NON-CONFERENCE	1- 0	1- 0	4- 0				
6- 0	2- 0	1- 0	HOME	0- 0	0- 0	3- 0				
3- 1	0- 0	1- 1	AWAY	1- 0	0- 0	1- 0				
1- 0	0- 0	0- 0	NEUTRAL	0- 0	1- 0	0- 0				
14- 2	3- 1	4- 1	CONFERENCE	2- 0	2- 0	3- 0				
8- 1	2- 0	1- 1	HOME	2- 0	1- 0	2- 0				
6- 1	1- 1	3- 0	AWAY	0- 0	1- 0	1- 0				
0- 0	0- 0	0- 0	NEUTRAL	0- 0	0- 0	0- 0				

RPI S	Opponent	Score	RPI S	Opponent	Score	RPI S	Opponent	Score	RPI S	Opponent	Score
4	A Stanford	88 48	29	A South Dakota St.	87 79	56	A Saint Mary's (CA)	79 55	143	N UC Riverside	94 44
9	H Mississippi St.	82 74	33	A UCLA	72 52	65	H Utah	87 65	145	A Washington St.	79 64
12	H Syracuse	75 73	33	H UCLA	69 74	72	H Arizona	93 60	145	H Washington St.	98 58
19	H Arizona St.	77 71	38	A California	105 82				158	A Washington	76 57
21	A Oregon St.	62 67	39	A Michigan St.	82 88				158	H Washington	84 71
21	H Oregon St.	77 68	44	H Buffalo	102 82				165	H Colorado	102 43
			50	A Southern California	93 53				177	H UC Irvine	115 69
			50	H Southern California	96 78				189	A Utah St.	88 58
									275	H Long Beach St.	110 48
									291	H Air Force	82 36
LAST 12 Division I GAMES:											
50	H Southern California	96 78	165	H Colorado	102 43						
33	H UCLA	69 74	65	H Utah	87 65						
21	A Oregon St.	62 67	158	A Washington	76 57						
21	H Oregon St.	77 68	145	A Washington St.	79 64						
4	A Stanford	88 48	72	H Arizona	93 60						
38	A California	105 82	19	H Arizona St.	77 71						

Non-Div I Games: Alas. Fairbanks 115 36

Oregon

Loss, Non-Conf, S Site, H Home A Away N Neutral

## Oregon St.

Through Games Of Feb. 25, 2019

Average RPI Win:	129	WON-LOST	WINNING	LAST 10	STRENGTH OF	OPP. STRENGTH	TEAM	ADJ.	CONF.	ADJ CONF.
Average RPI Loss:	10	RECORD	PCT. RANK	GAMES	SCHEDULE	OF SCHEDULE	RPI	RPI	RPI	RPI
DIV. I ONLY	23- 5	20	0- 1	68	4	21	21	2	2	
DIV. I NON-CONF.	10- 2	37	0- 1	208	20	66	66	2	2	
TOTALS	RPI 1-25	RPI 26-50	W-L RECORDS	RPI 51-100	RPI 101-150	RPI 150+				
23- 5	2- 5	5- 0	OVERALL	4- 0	3- 0	9- 0				
15- 1	1- 1	2- 0	HOME	4- 0	1- 0	7- 0				
5- 2	0- 2	3- 0	AWAY	0- 0	1- 0	1- 0				
3- 2	1- 2	0- 0	NEUTRAL	0- 0	1- 0	1- 0				
10- 2	1- 2	0- 0	NON-CONFERENCE	2- 0	1- 0	6- 0				
7- 0	0- 0	0- 0	HOME	2- 0	0- 0	5- 0				
0- 0	0- 0	0- 0	AWAY	0- 0	0- 0	0- 0				
3- 2	1- 2	0- 0	NEUTRAL	0- 0	1- 0	1- 0				
13- 3	1- 3	5- 0	CONFERENCE	2- 0	2- 0	3- 0				
8- 1	1- 1	2- 0	HOME	2- 0	1- 0	2- 0				
5- 2	0- 2	3- 0	AWAY	0- 0	1- 0	1- 0				
0- 0	0- 0	0- 0	NEUTRAL	0- 0	0- 0	0- 0				

RPI	S	Opponent	Score	RPI	S	Opponent	Score	RPI	S	Opponent	Score	RPI	S	Opponent	Score
1	N	Notre Dame	81 91	33	A	UCLA	83 73	56	H	Saint Mary's (CA)	89 56	120	N	Western Ky.	74 60
4	A	Stanford	44 61	33	H	UCLA	75 72	65	H	Utah	71 63	145	A	Washington St.	52 35
6	A	Oregon	68 77	38	A	California	82 74	72	H	Arizona	86 64	145	H	Washington St.	76 69
6	H	Oregon	67 62	50	A	Southern California	76 52	84	H	Duke	71 57	158	A	Washington	86 39
15	N	South Carolina	70 68	50	H	Southern California	68 61					158	H	Washington	78 67
19	H	Arizona St.	76 79									165	H	Colorado	89 65
22	N	Texas A&M	70 76									169	H	Santa Clara	82 31
												187	N	Eastern Wash.	93 45
												265	H	CSU Bakersfield	92 52
												294	H	La Salle	100 46
												313	H	Cal Poly	79 54
												345	H	Ark.-Pine Bluff	89 33
LAST 12 Division I GAMES:															
1	N	Notre Dame	81 91	38	A	California	82 74								
15	N	South Carolina	70 68	4	A	Stanford	44 61								
33	H	UCLA	75 72	65	H	Utah	71 63								
50	H	Southern California	68 61	165	H	Colorado	89 65								
6	H	Oregon	67 62	145	A	Washington St.	52 35								
6	A	Oregon	68 77	158	A	Washington	86 39								

Non-Div I Games:

Oregon St.

■ Loss, 
■ Non-Conf, 
■ S Site, 
■ H Home 
■ A Away 
N Neutral

Average RPI Win:	203	WON-LOST	WINNING	LAST 10	STRENGTH OF	OPP. STRENGTH	TEAM	ADJ.	CONF.	ADJ CONF.
Average RPI Loss:	58	RECORD	PCT. RANK	GAMES	SCHEDULE	OF SCHEDULE	RPI	RPI	RPI	RPI
DIV. I ONLY	17- 10	100	1- 0	114	99	95	95	8	8	
DIV. I NON-CONF.	7- 3	83	0- 0	185	197	86	86	7	7	
TOTALS	RPI 1-25	RPI 26-50	W-L RECORDS	RPI 51-100	RPI 101-150	RPI 150+				
17- 10	0- 3	1- 3	OVERALL	2- 1	2- 2	12- 1				
9- 4	0- 1	1- 1	HOME	1- 0	1- 1	6- 1				
8- 5	0- 2	0- 1	AWAY	1- 1	1- 1	6- 0				
0- 1	0- 0	0- 1	NEUTRAL	0- 0	0- 0	0- 0				
7- 3	0- 1	1- 1	NON-CONFERENCE	1- 1	0- 0	5- 0				
4- 0	0- 0	1- 0	HOME	0- 0	0- 0	3- 0				
3- 2	0- 1	0- 0	AWAY	1- 1	0- 0	2- 0				
0- 1	0- 0	0- 1	NEUTRAL	0- 0	0- 0	0- 0				
10- 7	0- 2	0- 2	CONFERENCE	1- 0	2- 2	7- 1				
5- 4	0- 1	0- 1	HOME	1- 0	1- 1	3- 1				
5- 3	0- 1	0- 1	AWAY	0- 0	1- 1	4- 0				
0- 0	0- 0	0- 0	NEUTRAL	0- 0	0- 0	0- 0				

RPI 1-25				RPI 26-50				RPI 51-100 Team's RPI: 95				RPI 101+			
RPI	S	Opponent	Score	RPI	S	Opponent	Score	RPI	S	Opponent	Score	RPI	S	Opponent	Score
14	A	Gonzaga	65 88	28	A	BYU	49 75	56	H	Saint Mary's (CA)	76 67	102	A	Pepperdine	76 96
14	H	Gonzaga	51 63	28	H	BYU	74 77	59	A	Lamar University	66 82	102	H	Pepperdine	78 67
16	A	UCF	57 64	38	N	California	69 81	82	A	UC Davis	83 80	109	A	Loyola Marymount	81 75
				46	H	Wyoming	70 64					109	H	Loyola Marymount	67 72
												169	A	Santa Clara	74 70
												169	H	Santa Clara	83 88
												178	A	Portland	76 66
												178	H	Portland	87 77
												246	A	San Francisco	85 75
												246	H	San Francisco	74 48
												256	A	San Diego	70 53
												256	H	San Diego	79 47
												266	A	Cal St. Fullerton	72 64
												299	H	UC Santa Barbara	69 53
												309	A	San Jose St.	91 67
												317	H	North Dakota St.	75 68
												343	H	Seattle U	75 61
LAST 12 Division I GAMES:															
109	A	Loyola Marymount	81 75	178	H	Portland	87 77								
102	A	Pepperdine	76 96	14	H	Gonzaga	51 63								
169	H	Santa Clara	83 88	102	H	Pepperdine	78 67								
246	H	San Francisco	74 48	109	H	Loyola Marymount	67 72								
28	A	BYU	49 75	246	A	San Francisco	85 75								
256	A	San Diego	70 53	169	A	Santa Clara	74 70								

Non-Div I Games:

Pacific

■ Loss, 
 ■ Non-Conf, S Site, 
 ■ Home 
 ■ Away 
 N Neutral

Average RPI Win:	217	WON-LOST	WINNING	LAST 10	STRENGTH OF	OPP. STRENGTH	TEAM	ADJ.	CONF.	ADJ CONF.
Average RPI Loss:	48	RECORD	PCT. RANK	GAMES	SCHEDULE	OF SCHEDULE	RPI	RPI	RPI	RPI
DIV. I ONLY	17- 4	26	1- 0	203	114	63	63	11	11	
DIV. I NON-CONF.	9- 3	61	0- 0	216	95	87	87	11	11	
TOTALS	RPI 1-25	RPI 26-50	W-L RECORDS	RPI 51-100	RPI 101-150	RPI 150+				
17- 4	0- 1	0- 0	OVERALL	2- 3	1- 0	14- 0				
8- 1	0- 0	0- 0	HOME	0- 1	1- 0	7- 0				
9- 2	0- 1	0- 0	AWAY	2- 1	0- 0	7- 0				
0- 1	0- 0	0- 0	NEUTRAL	0- 1	0- 0	0- 0				
9- 3	0- 1	0- 0	NON-CONFERENCE	1- 2	0- 0	8- 0				
4- 1	0- 0	0- 0	HOME	0- 1	0- 0	4- 0				
5- 1	0- 1	0- 0	AWAY	1- 0	0- 0	4- 0				
0- 1	0- 0	0- 0	NEUTRAL	0- 1	0- 0	0- 0				
8- 1	0- 0	0- 0	CONFERENCE	1- 1	1- 0	6- 0				
4- 0	0- 0	0- 0	HOME	0- 0	1- 0	3- 0				
4- 1	0- 0	0- 0	AWAY	1- 1	0- 0	3- 0				
0- 0	0- 0	0- 0	NEUTRAL	0- 0	0- 0	0- 0				

RPI 1-25				RPI 26-50				RPI 51-100 Team's RPI: 63				RPI 101+			
RPI	S	Opponent	Score	RPI	S	Opponent	Score	RPI	S	Opponent	Score	RPI	S	Opponent	Score
1	A	Notre Dame	55 75					53	H	Villanova	50 58	115	H	Yale	54 48
								58	N	Maine	46 47	161	H	Temple	71 62
								66	A	Drexel	55 39	194	A	Stetson	75 53
								76	A	Princeton	66 60	201	A	Dartmouth	60 44
								79	A	Harvard	72 80	222	A	Cornell	59 46
												222	H	Cornell	69 58
												228	H	Saint Joseph's	65 45
												236	A	Columbia	72 60
												236	H	Columbia	79 56
												237	A	Navy	65 61
												270	A	Siena	58 51
												272	H	Brown	83 43
												294	H	La Salle	65 34
												325	H	NJIT	85 42
												331	A	Iona	66 43
LAST 12 Division I GAMES:															
222	H	Cornell	69 58	236	A	Columbia	72 60	222	A	Cornell	59 46				
236	H	Columbia	79 56					161	H	Temple	71 62				
79	A	Harvard	72 80					53	H	Villanova	50 58				
201	A	Dartmouth	60 44					76	A	Princeton	66 60				
115	H	Yale	54 48					194	A	Stetson	75 53				
272	H	Brown	83 43												

Non-Div I Games: Haverford 81 46

Penn

Average RPI Win:	163	WON-LOST	WINNING	LAST 10	STRENGTH OF	OPP. STRENGTH	TEAM	ADJ.	CONF.	ADJ CONF.
Average RPI Loss:	61	RECORD	PCT. RANK	GAMES	SCHEDULE	OF SCHEDULE	RPI	RPI	RPI	RPI
DIV. I ONLY	12- 15	207	1- 0	25	72	126	126	5	5	
DIV. I NON-CONF.	7- 4	108	0- 0	45	149	98	98	6	6	
TOTALS	RPI 1-25	RPI 26-50	W-L RECORDS	RPI 51-100	RPI 101-150	RPI 150+				
12- 15	0- 4	0- 4	OVERALL	3- 3	2- 3	7- 1				
9- 8	0- 2	0- 3	HOME	3- 1	1- 1	5- 1				
3- 7	0- 2	0- 1	AWAY	0- 2	1- 2	2- 0				
0- 0	0- 0	0- 0	NEUTRAL	0- 0	0- 0	0- 0				
7- 4	0- 1	0- 1	NON-CONFERENCE	2- 0	2- 1	3- 1				
6- 3	0- 0	0- 1	HOME	2- 0	1- 1	3- 1				
1- 1	0- 1	0- 0	AWAY	0- 0	1- 0	0- 0				
0- 0	0- 0	0- 0	NEUTRAL	0- 0	0- 0	0- 0				
5- 11	0- 3	0- 3	CONFERENCE	1- 3	0- 2	4- 0				
3- 5	0- 2	0- 2	HOME	1- 1	0- 0	2- 0				
2- 6	0- 1	0- 1	AWAY	0- 2	0- 2	2- 0				
0- 0	0- 0	0- 0	NEUTRAL	0- 0	0- 0	0- 0				

RPI 1-25				RPI 26-50				RPI 51-100				RPI 101+ Team's RPI: 126			
RPI	S	Opponent	Score	RPI	S	Opponent	Score	RPI	S	Opponent	Score	RPI	S	Opponent	Score
7	H	Iowa	61 81	27	A	Rutgers	61 74	51	A	Indiana	75 83	106	A	Minnesota	67 97
13	A	Maryland	67 79	27	H	Rutgers	61 69	73	H	Purdue	72 61	111	H	Providence	74 72
13	H	Maryland	61 77	38	H	California	58 75	75	A	Ohio St.	73 78	116	A	Fordham	72 55
20	A	Florida St.	58 87	45	H	Michigan	62 66	75	H	Ohio St.	71 76	119	A	Northwestern	63 78
								76	H	Princeton	79 71	144	H	Duquesne	58 64
								77	H	American	80 59	152	H	Stony Brook	70 81
												180	A	Wisconsin	65 59
												180	H	Wisconsin	71 64
												211	A	Illinois	76 65
												211	H	Illinois	62 48
												231	H	Jacksonville	80 61
												242	H	St. Bonaventure	80 65
												252	H	North Dakota	75 68
LAST 12 Division I GAMES:															
211	A	Illinois	76 65	7	H	Iowa	61 81	180	A	Wisconsin	65 59				
73	H	Purdue	72 61	27	H	Rutgers	61 69	13	A	Maryland	67 79				
106	A	Minnesota	67 97	75	H	Ohio St.	71 76	211	H	Illinois	62 48				
119	A	Northwestern	63 78												
45	H	Michigan	62 66												
75	A	Ohio St.	73 78												

Non-Div I Games:

Penn St.

■ Loss, 
■ Non-Conf, S Site, 
■ Home 
■ Away 
N Neutral



Pepperdine

Through Games Of Feb. 25, 2019

Average RPI Win: 200	WON-LOST	WINNING	LAST 10	STRENGTH OF	OPP. STRENGTH	TEAM	ADJ.	CONF.	ADJ CONF.
Average RPI Loss: 107	RECORD	PCT. RANK	GAMES	SCHEDULE	OF SCHEDULE	RPI	RPI	RPI	RPI
DIV. I ONLY	18- 8	68	0- 0	233	88	102	102	8	8
DIV. I NON-CONF.	6- 4	125	0- 0	344	188	214	214	7	7
TOTALS	RPI 1-25	RPI 26-50	W-L RECORDS	RPI 51-100	RPI 101-150	RPI 150+			
18- 8	0- 1	1- 1	OVERALL	2- 3	2- 1	13- 2			
9- 1	0- 1	1- 0	HOME	2- 0	1- 0	5- 0			
7- 6	0- 0	0- 1	AWAY	0- 3	1- 1	6- 1			
2- 1	0- 0	0- 0	NEUTRAL	0- 0	0- 0	2- 1			
6- 4	0- 0	0- 0	NON-CONFERENCE	0- 1	0- 1	6- 2			
1- 0	0- 0	0- 0	HOME	0- 0	0- 0	1- 0			
3- 3	0- 0	0- 0	AWAY	0- 1	0- 1	3- 1			
2- 1	0- 0	0- 0	NEUTRAL	0- 0	0- 0	2- 1			
12- 4	0- 1	1- 1	CONFERENCE	2- 2	2- 0	7- 0			
8- 1	0- 1	1- 0	HOME	2- 0	1- 0	4- 0			
4- 3	0- 0	0- 1	AWAY	0- 2	1- 0	3- 0			
0- 0	0- 0	0- 0	NEUTRAL	0- 0	0- 0	0- 0			

RPI 1-25				RPI 26-50				RPI 51-100				RPI 101+ Team's RPI: 102			
RPI	S	Opponent	Score	RPI	S	Opponent	Score	RPI	S	Opponent	Score	RPI	S	Opponent	Score
14	H	Gonzaga	54 79	28	A	BYU	58 83	56	A	Saint Mary's (CA)	68 79	109	A	Loyola Marymount	73 55
				28	H	BYU	79 65	56	H	Saint Mary's (CA)	77 72	109	H	Loyola Marymount	95 86
								92	A	Idaho St.	63 65	111	A	Providence	47 66
								95	A	Pacific	67 78	165	A	Colorado	65 80
								95	H	Pacific	96 76	169	A	Santa Clara	76 74
												169	H	Santa Clara	74 48
												178	H	Portland	82 68
												232	A	Hawaii	65 64
												233	N	Sacramento St.	113 97
												246	A	San Francisco	72 66
												246	H	San Francisco	69 50
												251	N	Northern Ky.	51 46
												256	A	San Diego	74 55
												256	H	San Diego	88 65
												294	N	La Salle	55 62
												313	A	Cal Poly	70 63
												319	H	Weber St.	68 47
												343	A	Seattle U	78 64
LAST 12 Division I GAMES:															
				56	H	Saint Mary's (CA)	77 72	256	H	San Diego	88 65				
				95	H	Pacific	96 76	95	A	Pacific	67 78				
				109	A	Loyola Marymount	73 55	56	A	Saint Mary's (CA)	68 79				
				169	A	Santa Clara	76 74	109	H	Loyola Marymount	95 86				
				246	A	San Francisco	72 66	246	H	San Francisco	69 50				
				28	H	BYU	79 65	169	H	Santa Clara	74 48				

Non-Div I Games: Cal St. L.A. 80 56

Pepperdine

Loss, Non-Conf, S Site, H Home A Away N Neutral

Average RPI Win:	152	WON-LOST	WINNING	LAST 10	STRENGTH OF	OPP. STRENGTH	TEAM	ADJ.	CONF.	ADJ CONF.
Average RPI Loss:	55	RECORD	PCT. RANK	GAMES	SCHEDULE	OF SCHEDULE	RPI	RPI	RPI	RPI
DIV. I ONLY	10- 18	257	0- 1	14	29	125	125	1	1	
DIV. I NON-CONF.	9- 5	104	0- 0	65	154	89	89	1	1	
TOTALS	RPI 1-25	RPI 26-50	W-L RECORDS	RPI 51-100	RPI 101-150	RPI 150+				
10- 18	0- 8	1- 2	OVERALL	2- 5	4- 2	3- 1				
6- 9	0- 3	1- 1	HOME	1- 3	2- 2	2- 0				
2- 8	0- 5	0- 1	AWAY	0- 2	2- 0	0- 0				
2- 1	0- 0	0- 0	NEUTRAL	1- 0	0- 0	1- 1				
9- 5	0- 1	0- 0	NON-CONFERENCE	2- 2	4- 1	3- 1				
5- 3	0- 1	0- 0	HOME	1- 1	2- 1	2- 0				
2- 1	0- 0	0- 0	AWAY	0- 1	2- 0	0- 0				
2- 1	0- 0	0- 0	NEUTRAL	1- 0	0- 0	1- 1				
1- 13	0- 7	1- 2	CONFERENCE	0- 3	0- 1	0- 0				
1- 6	0- 2	1- 1	HOME	0- 2	0- 1	0- 0				
0- 7	0- 5	0- 1	AWAY	0- 1	0- 0	0- 0				
0- 0	0- 0	0- 0	NEUTRAL	0- 0	0- 0	0- 0				

RPI S	Opponent	Score	RPI S	Opponent	Score	RPI S	Opponent	Score	RPI S	Opponent	Score	Team's RPI: 125
1	A Notre Dame	44 100	31	H North Carolina	91 78	62	H Virginia Tech	58 74	114	H Boston College	55 59	
3	A Louisville	42 70	40	A Georgia Tech	55 67	71	H West Virginia	43 77	116	H Fordham	65 62	
8	A NC State	34 63	41	H Clemson	59 65	81	H Cincinnati	65 48	119	A Northwestern	52 49	
12	A Syracuse	63 90				84	A Duke	55 74	121	H UNCW	60 56	
12	H Syracuse	50 82				89	N Arkansas	61 54	122	H Youngstown St.	55 64	
16	H UCF	58 61				93	A Georgetown	41 70	144	A Duquesne	66 58	
18	H Miami (FL)	51 65				99	H Virginia	57 74	180	N Wisconsin	42 57	
20	A Florida St.	46 78							230	H Saint Francis (PA)	78 75	
									290	H New Orleans	90 38	
									297	N Tennessee St.	78 56	
LAST 12 Division I GAMES:												
12	A Syracuse	63 90	62	H Virginia Tech	58 74							
20	A Florida St.	46 78	3	A Louisville	42 70							
31	H North Carolina	91 78	99	H Virginia	57 74							
18	H Miami (FL)	51 65	41	H Clemson	59 65							
40	A Georgia Tech	55 67	12	H Syracuse	50 82							
84	A Duke	55 74	114	H Boston College	55 59							

Non-Div I Games:

Pittsburgh

■ Loss, 
 ■ Non-Conf, S Site, 
 ■ Home 
 ■ Away 
 N Neutral

Average RPI Win:	258	WON-LOST	WINNING	LAST 10	STRENGTH OF	OPP. STRENGTH	TEAM	ADJ.	CONF.	ADJ CONF.
Average RPI Loss:	87	RECORD	PCT. RANK	GAMES	SCHEDULE	OF SCHEDULE	RPI	RPI	RPI	RPI
DIV. I ONLY	10- 15	230	0- 0	112	127	178	178	8	8	
DIV. I NON-CONF.	6- 3	91	0- 0	192	338	137	137	7	7	
TOTALS	RPI 1-25	RPI 26-50	W-L RECORDS	RPI 51-100	RPI 101-150	RPI 150+				
10- 15	0- 2	0- 2	OVERALL	0- 5	0- 3	10- 3				
5- 6	0- 1	0- 1	HOME	0- 2	0- 0	5- 2				
5- 8	0- 1	0- 1	AWAY	0- 2	0- 3	5- 1				
0- 1	0- 0	0- 0	NEUTRAL	0- 1	0- 0	0- 0				
6- 3	0- 0	0- 0	NON-CONFERENCE	0- 1	0- 1	6- 1				
3- 1	0- 0	0- 0	HOME	0- 0	0- 0	3- 1				
3- 1	0- 0	0- 0	AWAY	0- 0	0- 1	3- 0				
0- 1	0- 0	0- 0	NEUTRAL	0- 1	0- 0	0- 0				
4- 12	0- 2	0- 2	CONFERENCE	0- 4	0- 2	4- 2				
2- 5	0- 1	0- 1	HOME	0- 2	0- 0	2- 1				
2- 7	0- 1	0- 1	AWAY	0- 2	0- 2	2- 1				
0- 0	0- 0	0- 0	NEUTRAL	0- 0	0- 0	0- 0				

RPI 1-25				RPI 26-50				RPI 51-100				RPI 101+ Team's RPI: 178			
RPI	S	Opponent	Score	RPI	S	Opponent	Score	RPI	S	Opponent	Score	RPI	S	Opponent	Score
14	A	Gonzaga	71 97	28	A	BYU	71 79	56	A	Saint Mary's (CA)	85 113	102	A	Pepperdine	68 82
14	H	Gonzaga	62 93	28	H	BYU	69 70	56	H	Saint Mary's (CA)	91 98	109	A	Loyola Marymount	58 76
								72	N	Arizona	70 92	124	A	Portland St.	79 92
								95	A	Pacific	77 87	169	A	Santa Clara	68 106
								95	H	Pacific	66 76	169	H	Santa Clara	66 72
												177	H	UC Irvine	69 84
												189	H	Utah St.	61 54
												232	A	Hawaii	72 65
												246	A	San Francisco	69 66
												246	H	San Francisco	78 73
												256	A	San Diego	69 60
												256	H	San Diego	96 74
												266	H	Cal St. Fullerton	83 74
												274	A	Utah Valley	65 60
												291	H	Air Force	79 60
												319	A	Weber St.	89 73
LAST 12 Division I GAMES:															
169	A	Santa Clara	68 106	56	A	Saint Mary's (CA)	85 113								
246	A	San Francisco	69 66	246	H	San Francisco	78 73								
256	H	San Diego	96 74	169	H	Santa Clara	66 72								
28	H	BYU	69 70	28	A	BYU	71 79								
14	H	Gonzaga	62 93	256	A	San Diego	69 60								
95	A	Pacific	77 87	14	A	Gonzaga	71 97								

Non-Div I Games: Warner Pacific 98 63 Willamette 82 27

Portland

Loss, Non-Conf, S Site, H Home A Away N Neutral

Average RPI Win:	237	WON-LOST	WINNING	LAST 10	STRENGTH OF	OPP. STRENGTH	TEAM	ADJ.	CONF.	ADJ CONF.
Average RPI Loss:	111	RECORD	PCT. RANK	GAMES	SCHEDULE	OF SCHEDULE	RPI	RPI	RPI	RPI
DIV. I ONLY	19- 5	31	1- 0	310	204	124	124	16	16	
DIV. I NON-CONF.	7- 1	30	0- 0	326	313	160	160	12	12	
TOTALS	RPI 1-25	RPI 26-50	W-L RECORDS	RPI 51-100	RPI 101-150	RPI 150+				
19- 5	0- 0	0- 0	OVERALL	1- 3	2- 1	16- 1				
12- 2	0- 0	0- 0	HOME	1- 1	2- 0	9- 1				
7- 3	0- 0	0- 0	AWAY	0- 2	0- 1	7- 0				
0- 0	0- 0	0- 0	NEUTRAL	0- 0	0- 0	0- 0				
7- 1	0- 0	0- 0	NON-CONFERENCE	1- 0	0- 0	6- 1				
5- 1	0- 0	0- 0	HOME	1- 0	0- 0	4- 1				
2- 0	0- 0	0- 0	AWAY	0- 0	0- 0	2- 0				
0- 0	0- 0	0- 0	NEUTRAL	0- 0	0- 0	0- 0				
12- 4	0- 0	0- 0	CONFERENCE	0- 3	2- 1	10- 0				
7- 1	0- 0	0- 0	HOME	0- 1	2- 0	5- 0				
5- 3	0- 0	0- 0	AWAY	0- 2	0- 1	5- 0				
0- 0	0- 0	0- 0	NEUTRAL	0- 0	0- 0	0- 0				

RPI 1-25			RPI 26-50			RPI 51-100			RPI 101+			Team's RPI: 124
RPI	S	Opponent	Score	RPI	S	Opponent	Score	RPI	S	Opponent	Score	
						82	H UC Davis	65 50	108	A Northern Colo.	63 79	
						88	A Idaho	78 80	108	H Northern Colo.	85 66	
						92	A Idaho St.	54 72	135	H Montana St.	55 53	
						92	H Idaho St.	57 58	171	H Montana	78 60	
									177	H UC Irvine	68 73	
									178	H Portland	92 79	
									187	A Eastern Wash.	76 64	
									200	H UNLV	58 49	
									233	A Sacramento St.	75 57	
									233	H Sacramento St.	74 58	
									248	A Northern Ariz.	74 59	
									248	H Northern Ariz.	72 55	
									278	A UTEP	89 61	
									286	A Southern Utah	81 56	
									286	H Southern Utah	63 49	
									309	H San Jose St.	80 51	
									319	A Weber St.	77 59	
									319	H Weber St.	65 38	
									335	A Grand Canyon	60 55	
									343	H Seattle U	68 43	
LAST 12 Division I GAMES:												
233	A	Sacramento St.	75 57	92	H	Idaho St.	57 58					
92	A	Idaho St.	54 72	319	H	Weber St.	65 38					
286	A	Southern Utah	81 56	88	A	Idaho	78 80					
248	A	Northern Ariz.	74 59	187	A	Eastern Wash.	76 64					
108	H	Northern Colo.	85 66	248	H	Northern Ariz.	72 55					
233	H	Sacramento St.	74 58	286	H	Southern Utah	63 49					

Non-Div I Games: Warner Pacific 102 49

Portland St.

Average RPI Win:	293	WON-LOST	WINNING	LAST 10	STRENGTH OF	OPP. STRENGTH	TEAM	ADJ.	CONF.	ADJ CONF.
Average RPI Loss:	142	RECORD	PCT. RANK	GAMES	SCHEDULE	OF SCHEDULE	RPI	RPI	RPI	RPI
DIV. I ONLY	11- 11	170	1- 0	289	285	207	207	29	29	
DIV. I NON-CONF.	1- 7	319	0- 0	36	29	208	208	28	28	
TOTALS	RPI 1-25	RPI 26-50	W-L RECORDS	RPI 51-100	RPI 101-150	RPI 150+				
11- 11	0- 2	0- 1	OVERALL	0- 1	0- 1	11- 6				
5- 3	0- 0	0- 1	HOME	0- 0	0- 0	5- 2				
5- 8	0- 2	0- 0	AWAY	0- 1	0- 1	5- 4				
1- 0	0- 0	0- 0	NEUTRAL	0- 0	0- 0	1- 0				
1- 7	0- 2	0- 1	NON-CONFERENCE	0- 1	0- 1	1- 2				
0- 1	0- 0	0- 1	HOME	0- 0	0- 0	0- 0				
0- 6	0- 2	0- 0	AWAY	0- 1	0- 1	0- 2				
1- 0	0- 0	0- 0	NEUTRAL	0- 0	0- 0	1- 0				
10- 4	0- 0	0- 0	CONFERENCE	0- 0	0- 0	10- 4				
5- 2	0- 0	0- 0	HOME	0- 0	0- 0	5- 2				
5- 2	0- 0	0- 0	AWAY	0- 0	0- 0	5- 2				
0- 0	0- 0	0- 0	NEUTRAL	0- 0	0- 0	0- 0				

RPI 1-25				RPI 26-50				RPI 51-100				RPI 101+ Team's RPI: 207			
RPI	S	Opponent	Score	RPI	S	Opponent	Score	RPI	S	Opponent	Score	RPI	S	Opponent	Score
11	A	Iowa St.	46 94	35	H	Rice	58 68	89	A	Arkansas	44 71	127	A	Oklahoma St.	50 70
22	A	Texas A&M	57 70									165	A	Colorado	38 79
												174	A	Southern U.	55 54
												202	A	Grambling	57 73
												202	H	Grambling	63 64
												225	A	UTRGV	50 57
												243	A	Texas Southern	67 73
												243	H	Texas Southern	44 52
												245	N	A&M-Corpus Christi	67 59
												257	H	Alabama St.	71 59
												277	A	Jackson St.	89 80
												277	H	Jackson St.	76 57
												289	H	Alabama A&M	77 65
												329	A	Mississippi Val.	75 65
												329	H	Mississippi Val.	91 55
												345	A	Ark.-Pine Bluff	80 41
												345	H	Ark.-Pine Bluff	79 46
												351	A	Alcorn	82 61
LAST 12 Division I GAMES:															
345	H	Ark.-Pine Bluff	79 46	289	H	Alabama A&M	77 65								
329	H	Mississippi Val.	91 55	345	A	Ark.-Pine Bluff	80 41								
202	A	Grambling	57 73	329	A	Mississippi Val.	75 65								
277	A	Jackson St.	89 80	202	H	Grambling	63 64								
243	A	Texas Southern	67 73	277	H	Jackson St.	76 57								
257	H	Alabama St.	71 59	243	H	Texas Southern	44 52								

Non-Div I Games: Jarvis Christian 117 32 Arlington Baptist 105 31

Prairie View

Loss, Non-Conf, S Site, H Home A Away N Neutral

Presbyterian

Through Games Of Feb. 25, 2019

Average RPI Win:	314	WON-LOST	WINNING	LAST 10	STRENGTH OF	OPP. STRENGTH	TEAM	ADJ.	CONF.	ADJ CONF.
Average RPI Loss:	194	RECORD	PCT. RANK	GAMES	SCHEDULE	OF SCHEDULE	RPI	RPI	RPI	RPI
DIV. I ONLY	5- 20	317	1- 0	297	305	330	330	28	28	
DIV. I NON-CONF.	2- 9	297	0- 0	282	260	319	319	29	29	
TOTALS	RPI 1-25	RPI 26-50	W-L RECORDS	RPI 51-100	RPI 101-150	RPI 150+				
5- 20	0- 0	0- 1	OVERALL	0- 2	0- 4	5- 13				
3- 7	0- 0	0- 0	HOME	0- 0	0- 1	3- 6				
2- 13	0- 0	0- 1	AWAY	0- 2	0- 3	2- 7				
0- 0	0- 0	0- 0	NEUTRAL	0- 0	0- 0	0- 0				
2- 9	0- 0	0- 1	NON-CONFERENCE	0- 1	0- 2	2- 5				
1- 2	0- 0	0- 0	HOME	0- 0	0- 0	1- 2				
1- 7	0- 0	0- 1	AWAY	0- 1	0- 2	1- 3				
0- 0	0- 0	0- 0	NEUTRAL	0- 0	0- 0	0- 0				
3- 11	0- 0	0- 0	CONFERENCE	0- 1	0- 2	3- 8				
2- 5	0- 0	0- 0	HOME	0- 0	0- 1	2- 4				
1- 6	0- 0	0- 0	AWAY	0- 1	0- 1	1- 4				
0- 0	0- 0	0- 0	NEUTRAL	0- 0	0- 0	0- 0				

RPI S	Opponent	Score	RPI S	Opponent	Score	RPI S	Opponent	Score	RPI S	Opponent	Score	Team's RPI: 330
43	A Tennessee	49 97	85	A Radford	49 59	118	A High Point	40 79				
			97	A Georgia	59 83	118	H High Point	63 70				
						121	A UNCW	48 63				
						138	A Davidson	56 83				
						183	A UNC Asheville	45 51				
						183	H UNC Asheville	43 52				
						196	A Vanderbilt	43 78				
						208	A Hampton	62 79				
						214	A Furman	68 76				
						219	A Campbell	46 51				
						229	H Gardner-Webb	58 66				
						259	H Wofford	61 50				
						279	A Winthrop	52 55				
						279	H Winthrop	54 62				
						283	H Ga. Southern	68 69				
						287	A Samford	54 75				
						288	A Col. of Charleston	71 65				
						300	H Charleston So.	55 63				
						301	H South Carolina St.	48 57				
						336	H Longwood	81 66				
						344	A USC Upstate	66 58				
						344	H USC Upstate	70 54				
LAST 12 Division I GAMES:												
344	A USC Upstate	66 58	183	H UNC Asheville	43 52							
118	H High Point	63 70	279	A Winthrop	52 55							
183	A UNC Asheville	45 51	85	A Radford	49 59							
279	H Winthrop	54 62	229	H Gardner-Webb	58 66							
208	A Hampton	62 79	344	H USC Upstate	70 54							
300	H Charleston So.	55 63	118	A High Point	40 79							

Non-Div I Games:

Presbyterian

Loss, Non-Conf, S Site, H Home A Away N Neutral

Average RPI Win:	193	WON-LOST	WINNING	LAST 10	STRENGTH OF	OPP. STRENGTH	TEAM	ADJ.	CONF.	ADJ CONF.
Average RPI Loss:	85	RECORD	PCT. RANK	GAMES	SCHEDULE	OF SCHEDULE	RPI	RPI	RPI	RPI
DIV. I ONLY	15- 9	108	1- 0	84	113	76	76	11	11	
DIV. I NON-CONF.	8- 7	160	0- 0	59	70	75	75	11	11	
TOTALS	RPI 1-25	RPI 26-50	W-L RECORDS	RPI 51-100	RPI 101-150	RPI 150+				
15- 9	0- 2	0- 1	OVERALL	2- 2	3- 3	10- 1				
6- 3	0- 0	0- 0	HOME	1- 1	2- 2	3- 0				
9- 3	0- 0	0- 0	AWAY	1- 1	1- 1	7- 1				
0- 3	0- 2	0- 1	NEUTRAL	0- 0	0- 0	0- 0				
8- 7	0- 2	0- 1	NON-CONFERENCE	1- 1	3- 2	4- 1				
3- 1	0- 0	0- 0	HOME	1- 0	2- 1	0- 0				
5- 3	0- 0	0- 0	AWAY	0- 1	1- 1	4- 1				
0- 3	0- 2	0- 1	NEUTRAL	0- 0	0- 0	0- 0				
7- 2	0- 0	0- 0	CONFERENCE	1- 1	0- 1	6- 0				
3- 2	0- 0	0- 0	HOME	0- 1	0- 1	3- 0				
4- 0	0- 0	0- 0	AWAY	1- 0	0- 0	3- 0				
0- 0	0- 0	0- 0	NEUTRAL	0- 0	0- 0	0- 0				

RPI 1-25				RPI 26-50				RPI 51-100				Team's RPI: 76		RPI 101+			
RPI	S	Opponent	Score	RPI	S	Opponent	Score	RPI	S	Opponent	Score		RPI	S	Opponent	Score	
12	N	Syracuse	61 92	37	N	Kansas St.	61 80	52	H	Quinnipiac	54 42		113	A	Hartford	75 38	
25	N	DePaul	67 82					53	A	Villanova	46 67		115	H	Yale	86 96	
								63	H	Penn	60 66		126	A	Penn St.	71 79	
								79	A	Harvard	75 71		136	H	Marist	60 57	
													138	H	Davidson	65 57	
													140	H	Seton Hall	66 70	
													179	A	Rider	89 65	
													191	A	George Washington	49 64	
													201	A	Dartmouth	82 75	
													222	A	Cornell	75 46	
													222	H	Cornell	68 64	
													235	A	Monmouth	79 47	
													236	A	Columbia	79 64	
													236	H	Columbia	65 59	
													263	A	St. Francis Brooklyn	83 64	
													272	H	Brown	93 74	
													310	A	New Hampshire	90 42	
LAST 12 Division I GAMES:																	
236	H	Columbia	65 59	222	A	Cornell	75 46										
222	H	Cornell	68 64	236	A	Columbia	79 64										
201	A	Dartmouth	82 75	63	H	Penn	60 66										
79	A	Harvard	75 71	310	A	New Hampshire	90 42										
272	H	Brown	93 74	113	A	Hartford	75 38										
115	H	Yale	86 96	263	A	St. Francis Brooklyn	83 64										

Non-Div I Games:

Princeton

■ Loss, 
■ Non-Conf, S Site, 
■ Home 
■ Away 
N Neutral

Providence

Through Games Of Feb. 25, 2019

Average RPI Win:	162	WON-LOST	WINNING	LAST 10	STRENGTH OF	OPP. STRENGTH	TEAM	ADJ.	CONF.	ADJ CONF.
Average RPI Loss:	98	RECORD	PCT. RANK	GAMES	SCHEDULE	OF SCHEDULE	RPI	RPI	RPI	RPI
DIV. I ONLY	16- 12	137	1- 0	116	70	111	111	6	6	
DIV. I NON-CONF.	8- 4	91	1- 0	246	179	155	155	5	5	
TOTALS	RPI 1-25	RPI 26-50	W-L RECORDS	RPI 51-100	RPI 101-150	RPI 150+				
16- 12	0- 2	0- 0	OVERALL	3- 4	6- 5	7- 1				
9- 5	0- 0	0- 0	HOME	2- 2	3- 3	4- 0				
6- 7	0- 2	0- 0	AWAY	1- 2	3- 2	2- 1				
1- 0	0- 0	0- 0	NEUTRAL	0- 0	0- 0	1- 0				
8- 4	0- 0	0- 0	NON-CONFERENCE	0- 1	3- 2	5- 1				
5- 2	0- 0	0- 0	HOME	0- 1	2- 1	3- 0				
2- 2	0- 0	0- 0	AWAY	0- 0	1- 1	1- 1				
1- 0	0- 0	0- 0	NEUTRAL	0- 0	0- 0	1- 0				
8- 8	0- 2	0- 0	CONFERENCE	3- 3	3- 3	2- 0				
4- 3	0- 0	0- 0	HOME	2- 1	1- 2	1- 0				
4- 5	0- 2	0- 0	AWAY	1- 2	2- 1	1- 0				
0- 0	0- 0	0- 0	NEUTRAL	0- 0	0- 0	0- 0				

RPI S	Opponent	Score	RPI S	Opponent	Score	RPI S	Opponent	Score	RPI S	Opponent	Score	Team's RPI: 111
10	A Marquette	46 85				52	H Quinnipiac	44 48	102	H Pepperdine	66 47	
25	A DePaul	62 88				53	A Villanova	33 53	104	A St. John's (NY)	67 66	
						53	H Villanova	67 61	104	H St. John's (NY)	57 60	
						55	A Butler	66 63	105	A Creighton	77 63	
						55	H Butler	74 68	105	H Creighton	64 73	
						93	A Georgetown	56 61	112	H Northeastern	59 65	
						93	H Georgetown	52 68	114	A Boston College	61 57	
									115	H Yale	59 42	
									126	A Penn St.	72 74	
									140	A Seton Hall	73 79	
									140	H Seton Hall	82 75	
									186	A Xavier	63 55	
									186	H Xavier	71 58	
									215	H Sacred Heart	62 52	
									251	H Northern Ky.	48 43	
									262	A Rhode Island	65 72	
									294	H La Salle	77 47	
									298	N Bryant	72 64	
									324	A UMass Lowell	71 47	
LAST 12 Division I GAMES:												
298	N Bryant	72 64	93	A Georgetown	56 61							
105	H Creighton	64 73	53	A Villanova	33 53							
55	A Butler	66 63	105	A Creighton	77 63							
186	A Xavier	63 55	186	H Xavier	71 58							
104	H St. John's (NY)	57 60	55	H Butler	74 68							
140	H Seton Hall	82 75	140	A Seton Hall	73 79							

Non-Div I Games:

Providence

Loss, Non-Conf, S Site, H Home A Away N Neutral



Average RPI Win:	145	WON-LOST	WINNING	LAST 10	STRENGTH OF	OPP. STRENGTH	TEAM	ADJ.	CONF.	ADJ CONF.
Average RPI Loss:	64	RECORD	PCT. RANK	GAMES	SCHEDULE	OF SCHEDULE	RPI	RPI	RPI	RPI
DIV. I ONLY	17- 13	139	0- 1	35	60	73	73	5	5	
DIV. I NON-CONF.	9- 4	85	0- 0	79	73	72	72	6	6	
TOTALS	RPI 1-25	RPI 26-50	W-L RECORDS	RPI 51-100	RPI 101-150	RPI 150+				
17- 13	2- 4	1- 3	OVERALL	3- 2	3- 3	8- 1				
13- 4	2- 2	1- 0	HOME	3- 1	1- 1	6- 0				
3- 7	0- 1	0- 3	AWAY	0- 1	2- 1	1- 1				
1- 2	0- 1	0- 0	NEUTRAL	0- 0	0- 1	1- 0				
9- 4	1- 2	0- 1	NON-CONFERENCE	1- 0	0- 1	7- 0				
7- 1	1- 1	0- 0	HOME	1- 0	0- 0	5- 0				
1- 1	0- 0	0- 1	AWAY	0- 0	0- 0	1- 0				
1- 2	0- 1	0- 0	NEUTRAL	0- 0	0- 1	1- 0				
8- 9	1- 2	1- 2	CONFERENCE	2- 2	3- 2	1- 1				
6- 3	1- 1	1- 0	HOME	2- 1	1- 1	1- 0				
2- 6	0- 1	0- 2	AWAY	0- 1	2- 1	0- 1				
0- 0	0- 0	0- 0	NEUTRAL	0- 0	0- 0	0- 0				

RPI 1-25				RPI 26-50				RPI 51-100 Team's RPI: 73				RPI 101+			
RPI	S	Opponent	Score	RPI	S	Opponent	Score	RPI	S	Opponent	Score	RPI	S	Opponent	Score
5	N	UConn	40 86	27	A	Rutgers	63 65	51	H	Indiana	56 53	104	N	St. John's (NY)	62 68
7	A	Iowa	58 72	32	A	Ohio	73 80	75	H	Ohio St.	60 42	106	A	Minnesota	64 53
7	H	Iowa	62 57	39	A	Michigan St.	66 74	79	H	Harvard	66 65	106	H	Minnesota	45 65
13	H	Maryland	55 58	45	H	Michigan	71 70	86	A	Nebraska	61 67	119	A	Northwestern	57 54
15	H	South Carolina	73 82					86	H	Nebraska	64 84	119	H	Northwestern	61 58
18	H	Miami (FL)	74 63									126	A	Penn St.	61 72
												156	H	Bradley	74 61
												180	A	Wisconsin	69 76
												205	N	Ole Miss	70 59
												211	H	Illinois	72 50
												212	A	Ball St.	80 38
												238	H	Western Ill.	81 60
												244	H	Loyola Chicago	65 41
												249	H	Albany (NY)	53 41
												334	H	Purdue Fort Wayne	78 44
LAST 12 Division I GAMES:															
13	H	Maryland	55 58	39	A	Michigan St.	66 74								
126	A	Penn St.	61 72	86	H	Nebraska	64 84								
119	H	Northwestern	61 58	7	A	Iowa	58 72								
106	H	Minnesota	45 65	106	A	Minnesota	64 53								
86	A	Nebraska	61 67	51	H	Indiana	56 53								
211	H	Illinois	72 50	27	A	Rutgers	63 65								

Non-Div I Games:

Purdue

■ Loss, 
■ Non-Conf, 
■ S Site, 
■ H Home 
■ A Away 
N Neutral

Average RPI Win:	271	WON-LOST	WINNING	LAST 10	STRENGTH OF	OPP. STRENGTH	TEAM	ADJ.	CONF.	ADJ CONF.
Average RPI Loss:	191	RECORD	PCT. RANK	GAMES	SCHEDULE	OF SCHEDULE	RPI	RPI	RPI	RPI
DIV. I ONLY	3- 20	336	0- 1	275	241	334	334	19	19	
DIV. I NON-CONF.	1- 8	322	0- 0	338	312	349	349	19	19	
TOTALS	RPI 1-25	RPI 26-50	W-L RECORDS	RPI 51-100	RPI 101-150	RPI 150+				
3- 20	0- 0	0- 4	OVERALL	0- 1	0- 0	3- 15				
2- 7	0- 0	0- 2	HOME	0- 0	0- 0	2- 5				
1- 13	0- 0	0- 2	AWAY	0- 1	0- 0	1- 10				
0- 0	0- 0	0- 0	NEUTRAL	0- 0	0- 0	0- 0				
1- 8	0- 0	0- 0	NON-CONFERENCE	0- 1	0- 0	1- 7				
0- 3	0- 0	0- 0	HOME	0- 0	0- 0	0- 3				
1- 5	0- 0	0- 0	AWAY	0- 1	0- 0	1- 4				
0- 0	0- 0	0- 0	NEUTRAL	0- 0	0- 0	0- 0				
2- 12	0- 0	0- 4	CONFERENCE	0- 0	0- 0	2- 8				
2- 4	0- 0	0- 2	HOME	0- 0	0- 0	2- 2				
0- 8	0- 0	0- 2	AWAY	0- 0	0- 0	0- 6				
0- 0	0- 0	0- 0	NEUTRAL	0- 0	0- 0	0- 0				

RPI S	Opponent	Score	RPI S	Opponent	Score	RPI S	Opponent	Score	RPI S	Opponent	Score	Team's RPI: 334
29	A South Dakota St.	68 92	73	A Purdue	44 78	159	A Denver	62 82				
29	H South Dakota St.	52 85				159	H Denver	70 55				
34	A South Dakota	51 69				167	A Oral Roberts	56 66				
34	H South Dakota	49 71				167	H Oral Roberts	61 72				
						195	A Milwaukee	48 70				
						204	H Eastern Mich.	72 87				
						238	A Western Ill.	59 73				
						238	H Western Ill.	61 90				
						241	H SIUE	49 57				
						244	A Loyola Chicago	67 81				
						252	A North Dakota	60 79				
						269	A Western Mich.	61 69				
						295	A Eastern Ill.	63 72				
						314	H Valparaiso	64 68				
						317	A North Dakota St.	54 70				
						322	A Omaha	61 70				
						322	H Omaha	56 48				
						332	A Evansville	72 66				
LAST 12 Division I GAMES:												
29	A South Dakota St.	68 92	159	H Denver	70 55							
322	A Omaha	61 70	322	H Omaha	56 48							
159	A Denver	62 82	238	A Western Ill.	59 73							
238	H Western Ill.	61 90	34	A South Dakota	51 69							
34	H South Dakota	49 71	167	H Oral Roberts	61 72							
167	A Oral Roberts	56 66	29	H South Dakota St.	52 85							

Non-Div I Games: Taylor (IN) 84 74 Goshen 86 45 Ind.-Kokomo 87 50

Purdue Fort Wayne

Loss, Non-Conf, S Site, H Home A Away N Neutral

Quinnipiac

Through Games Of Feb. 25, 2019

Average RPI Win:	225	WON-LOST	WINNING	LAST 10	STRENGTH OF	OPP. STRENGTH	TEAM	ADJ.	CONF.	ADJ CONF.
Average RPI Loss:	38	RECORD	PCT. RANK	GAMES	SCHEDULE	OF SCHEDULE	RPI	RPI	RPI	RPI
DIV. I ONLY	21- 6	34	1- 0	100	192	52	52	26	26	
DIV. I NON-CONF.	5- 6	177	1- 0	20	12	59	59	27	27	
TOTALS	RPI 1-25	RPI 26-50	W-L RECORDS	RPI 51-100	RPI 101-150	RPI 150+				
21- 6	0- 2	0- 2	OVERALL	2- 2	3- 0	16- 0				
9- 2	0- 2	0- 0	HOME	0- 0	1- 0	8- 0				
11- 2	0- 0	0- 0	AWAY	2- 2	2- 0	7- 0				
1- 2	0- 0	0- 2	NEUTRAL	0- 0	0- 0	1- 0				
5- 6	0- 2	0- 2	NON-CONFERENCE	2- 2	1- 0	2- 0				
1- 2	0- 2	0- 0	HOME	0- 0	0- 0	1- 0				
3- 2	0- 0	0- 0	AWAY	2- 2	1- 0	0- 0				
1- 2	0- 0	0- 2	NEUTRAL	0- 0	0- 0	1- 0				
16- 0	0- 0	0- 0	CONFERENCE	0- 0	2- 0	14- 0				
8- 0	0- 0	0- 0	HOME	0- 0	1- 0	7- 0				
8- 0	0- 0	0- 0	AWAY	0- 0	1- 0	7- 0				
0- 0	0- 0	0- 0	NEUTRAL	0- 0	0- 0	0- 0				

RPI 1-25				RPI 26-50				RPI 51-100				Team's RPI: 52	RPI 101+			
RPI	S	Opponent	Score	RPI	S	Opponent	Score	RPI	S	Opponent	Score		RPI	S	Opponent	Score
16	H	UCF	45 47	26	N	Texas	55 56	54	A	Bucknell	58 75		111	A	Providence	48 44
23	H	Central Mich.	52 67	30	N	Missouri	51 65	66	A	Drexel	56 52		136	A	Marist	76 69
								76	A	Princeton	42 54		136	H	Marist	78 66
								79	A	Harvard	72 67		179	A	Rider	66 60
													179	H	Rider	72 56
													212	N	Ball St.	69 66
													235	A	Monmouth	58 46
													235	H	Monmouth	67 38
													261	A	Niagara	96 55
													261	H	Niagara	62 42
													270	H	Siena	68 31
													271	H	Richmond	65 48
													282	A	Canisius	55 42
													282	H	Canisius	68 51
													284	A	Manhattan	64 39
													292	A	Fairfield	48 40
													292	H	Fairfield	81 36
													331	A	Iona	76 39
													340	H	Saint Peter's	90 45
LAST 12 Division I GAMES:																
212	N	Ball St.	69 66	282	H	Canisius	68 51									
30	N	Missouri	51 65	261	H	Niagara	62 42									
136	H	Marist	78 66	179	H	Rider	72 56									
179	A	Rider	66 60	235	A	Monmouth	58 46									
292	A	Fairfield	48 40	331	A	Iona	76 39									
284	A	Manhattan	64 39	270	H	Siena	68 31									

Non-Div I Games:

Quinnipiac

Loss, Non-Conf, S Site, H Home A Away N Neutral

Average RPI Win: <b>234</b>	WON-LOST	WINNING	LAST 10	STRENGTH OF	OPP. STRENGTH	TEAM	ADJ.	CONF.	ADJ CONF.
Average RPI Loss: <b>122</b>	RECORD	PCT. RANK	GAMES	SCHEDULE	OF SCHEDULE	RPI	RPI	RPI	RPI
DIV. I ONLY	18- 6	43	1- 0	195	253	85	85	28	28
DIV. I NON-CONF.	5- 5	162	0- 0	112	63	112	112	29	29
TOTALS	RPI 1-25	RPI 26-50	W-L RECORDS	RPI 51-100	RPI 101-150	RPI 150+			
18- 6	0- 1	0- 0	OVERALL	1- 2	3- 1	14- 2			
9- 1	0- 0	0- 0	HOME	0- 0	1- 1	8- 0			
8- 4	0- 1	0- 0	AWAY	1- 1	2- 0	5- 2			
1- 1	0- 0	0- 0	NEUTRAL	0- 1	0- 0	1- 0			
5- 5	0- 1	0- 0	NON-CONFERENCE	1- 2	1- 1	3- 1			
2- 1	0- 0	0- 0	HOME	0- 0	0- 1	2- 0			
2- 3	0- 1	0- 0	AWAY	1- 1	1- 0	0- 1			
1- 1	0- 0	0- 0	NEUTRAL	0- 1	0- 0	1- 0			
13- 1	0- 0	0- 0	CONFERENCE	0- 0	2- 0	11- 1			
7- 0	0- 0	0- 0	HOME	0- 0	1- 0	6- 0			
6- 1	0- 0	0- 0	AWAY	0- 0	1- 0	5- 1			
0- 0	0- 0	0- 0	NEUTRAL	0- 0	0- 0	0- 0			

RPI 1-25				RPI 26-50				RPI 51-100 Team's RPI: 85				RPI 101+			
RPI	S	Opponent	Score	RPI	S	Opponent	Score	RPI	S	Opponent	Score	RPI	S	Opponent	Score
8	A	NC State	58 <b>75</b>					62	A	Virginia Tech	44 <b>55</b>	101	A	VCU	54 49
								86	N	Nebraska	39 <b>77</b>	118	A	High Point	84 79
								99	A	Virginia	57 44	118	H	High Point	80 58
												131	H	Morehead St.	72 <b>79</b>
												161	N	Temple	56 50
												183	H	UNC Asheville	60 46
												208	A	Hampton	54 <b>68</b>
												219	A	Campbell	56 52
												219	H	Campbell	61 57
												229	H	Gardner-Webb	79 69
												239	A	Mt. St. Mary's	77 <b>89</b>
												254	H	ETSU	79 64
												279	A	Winthrop	79 57
												279	H	Winthrop	70 49
												300	A	Charleston So.	67 41
												301	H	South Carolina St.	61 31
												330	H	Presbyterian	59 49
												336	A	Longwood	68 34
												336	H	Longwood	81 52
												344	A	USC Upstate	82 41
LAST 12 Division I GAMES:															
219	H	Campbell	61 57	219	A	Campbell	56 52								
279	A	Winthrop	79 57	330	H	Presbyterian	59 49								
336	H	Longwood	81 52	336	A	Longwood	68 34								
118	A	High Point	84 79	300	A	Charleston So.	67 41								
229	H	Gardner-Webb	79 69	279	H	Winthrop	70 49								
344	A	USC Upstate	82 41	208	A	Hampton	54 <b>68</b>								

Non-Div I Games: Shepherd 60 46

Radford

■ Loss, 
 ■ Non-Conf, S Site, 
 ■ Home 
 ■ Away 
 N Neutral

## Rhode Island

Through Games Of Feb. 25, 2019

Average RPI Win:	225	WON-LOST	WINNING	LAST 10	STRENGTH OF	OPP. STRENGTH	TEAM	ADJ.	CONF.	ADJ CONF.
Average RPI Loss:	153	RECORD	PCT. RANK	GAMES	SCHEDULE	OF SCHEDULE	RPI	RPI	RPI	RPI
DIV. I ONLY	7- 19	290	1- 0	158	174	262	262	17	17	
DIV. I NON-CONF.	5- 7	206	1- 0	71	181	157	157	16	16	
TOTALS	RPI 1-25	RPI 26-50	W-L RECORDS	RPI 51-100	RPI 101-150	RPI 150+				
7- 19	0- 1	0- 1	OVERALL	0- 1	1- 8	6- 8				
3- 10	0- 0	0- 0	HOME	0- 1	1- 6	2- 3				
4- 9	0- 1	0- 1	AWAY	0- 0	0- 2	4- 5				
0- 0	0- 0	0- 0	NEUTRAL	0- 0	0- 0	0- 0				
5- 7	0- 1	0- 1	NON-CONFERENCE	0- 1	1- 3	4- 1				
3- 3	0- 0	0- 0	HOME	0- 1	1- 2	2- 0				
2- 4	0- 1	0- 1	AWAY	0- 0	0- 1	2- 1				
0- 0	0- 0	0- 0	NEUTRAL	0- 0	0- 0	0- 0				
2- 12	0- 0	0- 0	CONFERENCE	0- 0	0- 5	2- 7				
0- 7	0- 0	0- 0	HOME	0- 0	0- 4	0- 3				
2- 5	0- 0	0- 0	AWAY	0- 0	0- 1	2- 4				
0- 0	0- 0	0- 0	NEUTRAL	0- 0	0- 0	0- 0				

RPI 1-25				RPI 26-50				RPI 51-100				RPI 101+ Team's RPI: 262			
RPI	S	Opponent	Score	RPI	S	Opponent	Score	RPI	S	Opponent	Score	RPI	S	Opponent	Score
17	A	Kentucky	52 75	41	A	Clemson	67 80	79	H	Harvard	47 80	101	A	VCU	39 74
												106	A	Minnesota	71 91
												111	H	Providence	72 65
												113	H	Hartford	51 65
												114	H	Boston College	64 88
												116	H	Fordham	38 56
												123	H	Dayton	62 74
												138	H	Davidson	67 77
												144	H	Duquesne	58 75
												185	A	Holy Cross	65 73
												190	A	Saint Louis	68 56
												191	H	George Washington	59 64
												197	A	George Mason	69 75
												198	A	Robert Morris	46 41
												227	A	Massachusetts	34 56
												228	H	Saint Joseph's	48 55
												242	A	St. Bonaventure	61 62
												242	H	St. Bonaventure	68 84
												252	H	North Dakota	77 63
												271	A	Richmond	66 60
												272	H	Brown	72 67
												281	A	Vermont	61 58
												294	A	La Salle	71 77
LAST 12 Division I GAMES:															
272	H	Brown	72 67	123	H	Dayton	62 74								
228	H	Saint Joseph's	48 55	242	H	St. Bonaventure	68 84								
242	A	St. Bonaventure	61 62	197	A	George Mason	69 75								
144	H	Duquesne	58 75	116	H	Fordham	38 56								
227	A	Massachusetts	34 56	101	A	VCU	39 74								
294	A	La Salle	71 77	190	A	Saint Louis	68 56								

Non-Div I Games:

Rhode Island

■ Loss, 
 ■ Non-Conf, 
 ■ S Site, 
 ■ H Home 
 ■ A Away 
 N Neutral

Average RPI Win:	197	WON-LOST	WINNING	LAST 10	STRENGTH OF	OPP. STRENGTH	TEAM	ADJ.	CONF.	ADJ CONF.
Average RPI Loss:	29	RECORD	PCT. RANK	GAMES	SCHEDULE	OF SCHEDULE	RPI	RPI	RPI	RPI
DIV. I ONLY	23- 3	10	1- 0	173	118	35	35	14	14	
DIV. I NON-CONF.	9- 3	61	0- 0	196	89	69	69	17	17	
TOTALS	RPI 1-25	RPI 26-50	W-L RECORDS	RPI 51-100	RPI 101-150	RPI 150+				
23- 3	0- 1	0- 2	OVERALL	3- 0	4- 0	16- 0				
12- 0	0- 0	0- 0	HOME	1- 0	2- 0	9- 0				
10- 2	0- 1	0- 1	AWAY	2- 0	2- 0	6- 0				
1- 1	0- 0	0- 1	NEUTRAL	0- 0	0- 0	1- 0				
9- 3	0- 1	0- 2	NON-CONFERENCE	1- 0	1- 0	7- 0				
5- 0	0- 0	0- 0	HOME	0- 0	1- 0	4- 0				
3- 2	0- 1	0- 1	AWAY	1- 0	0- 0	2- 0				
1- 1	0- 0	0- 1	NEUTRAL	0- 0	0- 0	1- 0				
14- 0	0- 0	0- 0	CONFERENCE	2- 0	3- 0	9- 0				
7- 0	0- 0	0- 0	HOME	1- 0	1- 0	5- 0				
7- 0	0- 0	0- 0	AWAY	1- 0	2- 0	4- 0				
0- 0	0- 0	0- 0	NEUTRAL	0- 0	0- 0	0- 0				

RPI 1-25				RPI 26-50				Team's RPI: 35		RPI 51-100				RPI 101+			
RPI	S	Opponent	Score	RPI	S	Opponent	Score			RPI	S	Opponent	Score	RPI	S	Opponent	Score
22	A	Texas A&M	54 65	31	N	North Carolina	50 71			61	A	Middle Tenn.	60 47	103	A	UAB	55 43
				33	A	UCLA	50 59			68	A	Little Rock	79 65	117	H	Charlotte	61 51
										87	H	Old Dominion	48 42	120	A	Western Ky.	68 46
														134	H	Georgia St.	66 49
														162	N	Coastal Caro.	56 52
														172	A	Louisiana Tech	61 51
														176	A	North Texas	59 47
														176	H	North Texas	64 52
														181	A	Southern Miss.	58 47
														202	A	Marshall	79 67
														207	A	Prairie View	68 58
														210	H	SMU	66 52
														243	H	Texas Southern	76 71
														278	H	UTEP	76 42
														290	H	New Orleans	67 56
														302	A	Incarinate Word	74 63
														304	H	Fla. Atlantic	63 35
														305	H	UTSA	85 54
														315	H	FIU	76 44
														323	H	McNeese	93 65
LAST 12 Division I GAMES:																	
				176	A	North Texas	59 47			117	H	Charlotte	61 51				
				304	H	Fla. Atlantic	63 35			103	A	UAB	55 43				
				315	H	FIU	76 44			61	A	Middle Tenn.	60 47				
				202	A	Marshall	79 67			176	H	North Texas	64 52				
				120	A	Western Ky.	68 46			278	H	UTEP	76 42				
				87	H	Old Dominion	48 42			305	H	UTSA	85 54				

Non-Div I Games:

Rice

■ Loss, 
■ Non-Conf, S Site, 
■ Home 
■ Away 
N Neutral

Average RPI Win:	251	WON-LOST	WINNING	LAST 10	STRENGTH OF	OPP. STRENGTH	TEAM	ADJ.	CONF.	ADJ CONF.
Average RPI Loss:	136	RECORD	PCT. RANK	GAMES	SCHEDULE	OF SCHEDULE	RPI	RPI	RPI	RPI
DIV. I ONLY	8- 19	275	1- 0	155	164	271	271	17	17	
DIV. I NON-CONF.	3- 10	278	0- 0	108	130	270	270	16	16	
TOTALS	RPI 1-25	RPI 26-50	W-L RECORDS	RPI 51-100	RPI 101-150	RPI 150+				
8- 19	0- 1	0- 1	OVERALL	0- 4	0- 7	8- 6				
7- 7	0- 0	0- 1	HOME	0- 2	0- 1	7- 3				
1- 11	0- 1	0- 0	AWAY	0- 1	0- 6	1- 3				
0- 1	0- 0	0- 0	NEUTRAL	0- 1	0- 0	0- 0				
3- 10	0- 1	0- 1	NON-CONFERENCE	0- 4	0- 1	3- 3				
3- 4	0- 0	0- 1	HOME	0- 2	0- 0	3- 1				
0- 5	0- 1	0- 0	AWAY	0- 1	0- 1	0- 2				
0- 1	0- 0	0- 0	NEUTRAL	0- 1	0- 0	0- 0				
5- 9	0- 0	0- 0	CONFERENCE	0- 0	0- 6	5- 3				
4- 3	0- 0	0- 0	HOME	0- 0	0- 1	4- 2				
1- 6	0- 0	0- 0	AWAY	0- 0	0- 5	1- 1				
0- 0	0- 0	0- 0	NEUTRAL	0- 0	0- 0	0- 0				

RPI 1-25				RPI 26-50				RPI 51-100				RPI 101+ Team's RPI: 271			
RPI	S	Opponent	Score	RPI	S	Opponent	Score	RPI	S	Opponent	Score	RPI	S	Opponent	Score
16	A	UCF	48 70	32	H	Ohio	58 109	52	A	Quinnipiac	48 65	101	A	VCU	37 58
								62	N	Virginia Tech	57 85	101	H	VCU	43 68
								66	H	Drexel	35 58	116	A	Fordham	48 60
								93	H	Georgetown	53 73	123	A	Dayton	50 71
												128	A	Wake Forest	48 62
												138	A	Davidson	55 78
												144	A	Duquesne	54 80
												170	A	William & Mary	55 65
												190	A	Saint Louis	48 78
												193	H	UMES	57 55
												197	H	George Mason	52 67
												223	H	Howard	67 60
												227	H	Massachusetts	62 58
												228	H	Saint Joseph's	46 45
												242	H	St. Bonaventure	57 49
												262	H	Rhode Island	60 66
												292	H	Fairfield	40 58
												294	A	La Salle	74 60
												294	H	La Salle	56 51
												303	H	UNC Greensboro	59 48
												304	A	Fla. Atlantic	55 69
LAST 12 Division I GAMES:															
294	H	La Salle	56 51	227	H	Massachusetts	62 58								
197	H	George Mason	52 67	294	A	La Salle	74 60								
190	A	Saint Louis	48 78	228	H	Saint Joseph's	46 45								
242	H	St. Bonaventure	57 49	144	A	Duquesne	54 80								
101	A	VCU	37 58	138	A	Davidson	55 78								
123	A	Dayton	50 71	101	H	VCU	43 68								

Non-Div I Games:

Richmond

■ Loss, 
■ Non-Conf, S Site, 
■ Home 
■ Away 
N Neutral

Average RPI Win:	264	WON-LOST	WINNING	LAST 10	STRENGTH OF	OPP. STRENGTH	TEAM	ADJ.	CONF.	ADJ CONF.
Average RPI Loss:	155	RECORD	PCT. RANK	GAMES	SCHEDULE	OF SCHEDULE	RPI	RPI	RPI	RPI
DIV. I ONLY	16- 11	122	0- 1	259	266	179	179	26	26	
DIV. I NON-CONF.	4- 7	228	0- 1	222	219	247	247	27	27	
TOTALS	RPI 1-25	RPI 26-50	W-L RECORDS	RPI 51-100	RPI 101-150	RPI 150+				
16- 11	0- 0	0- 0	OVERALL	0- 5	2- 1	14- 5				
7- 6	0- 0	0- 0	HOME	0- 3	1- 0	6- 3				
9- 4	0- 0	0- 0	AWAY	0- 2	1- 0	8- 2				
0- 1	0- 0	0- 0	NEUTRAL	0- 0	0- 1	0- 0				
4- 7	0- 0	0- 0	NON-CONFERENCE	0- 3	0- 1	4- 3				
2- 3	0- 0	0- 0	HOME	0- 2	0- 0	2- 1				
2- 3	0- 0	0- 0	AWAY	0- 1	0- 0	2- 2				
0- 1	0- 0	0- 0	NEUTRAL	0- 0	0- 1	0- 0				
12- 4	0- 0	0- 0	CONFERENCE	0- 2	2- 0	10- 2				
5- 3	0- 0	0- 0	HOME	0- 1	1- 0	4- 2				
7- 1	0- 0	0- 0	AWAY	0- 1	1- 0	6- 0				
0- 0	0- 0	0- 0	NEUTRAL	0- 0	0- 0	0- 0				

RPI	S	Opponent	Score	RPI	S	Opponent	Score	RPI	S	Opponent	Score	RPI	S	Opponent	Score	Team's RPI: 179
52	A	Quinnipiac	56	72	114	N	Boston College	61	112	136	A	Marist	68	58		
52	H	Quinnipiac	60	66	136	H	Marist	70	64	185	A	Holy Cross	61	71		
54	A	Bucknell	59	80	228	A	Saint Joseph's	56	54	235	A	Monmouth	55	43		
76	H	Princeton	65	89	235	H	Monmouth	65	50	237	H	Navy	60	66		
93	H	Georgetown	49	79	239	H	Mt. St. Mary's	85	67	247	A	Binghamton	62	57		
					261	A	Niagara	79	64	270	A	Siena	55	52		
					281	A	Vermont	49	54	282	H	Canisius	49	62		
					284	A	Manhattan	73	63	284	H	Manhattan	57	60		
					292	H	Fairfield	62	59	325	H	NJIT	67	46		
					331	A	Iona	66	58	331	H	Iona	75	64		
					340	A	Saint Peter's	78	43	340	H	Saint Peter's	60	38		
					340	H	Saint Peter's	60	38							
LAST 12 Division I GAMES:																
114	N	Boston College	61	112	136	H	Marist	70	64							
261	A	Niagara	79	64	235	H	Monmouth	65	50							
52	H	Quinnipiac	60	66	52	A	Quinnipiac	56	72							
284	H	Manhattan	57	60	136	A	Marist	68	58							
340	A	Saint Peter's	78	43	282	H	Canisius	49	62							
331	H	Iona	75	64	284	A	Manhattan	73	63							

Non-Div I Games:

Rider

■ Loss, 
 ■ Non-Conf, 
 ■ S Site, 
 ■ H Home 
 ■ A Away 
 N Neutral



Average RPI Win:	299	WON-LOST	WINNING	LAST 10	STRENGTH OF	OPP. STRENGTH	TEAM	ADJ.	CONF.	ADJ CONF.
Average RPI Loss:	143	RECORD	PCT. RANK	GAMES	SCHEDULE	OF SCHEDULE	RPI	RPI	RPI	RPI
DIV. I ONLY	16- 9	94	0- 1	329	301	198	198	31	31	
DIV. I NON-CONF.	2- 8	293	0- 1	262	72	321	321	31	31	
TOTALS	RPI 1-25	RPI 26-50	W-L RECORDS	RPI 51-100	RPI 101-150	RPI 150+				
16- 9	0- 1	0- 1	OVERALL	0- 1	0- 2	16- 4				
10- 3	0- 0	0- 1	HOME	0- 1	0- 0	10- 1				
6- 5	0- 1	0- 0	AWAY	0- 0	0- 2	6- 2				
0- 1	0- 0	0- 0	NEUTRAL	0- 0	0- 0	0- 1				
2- 8	0- 1	0- 1	NON-CONFERENCE	0- 1	0- 2	2- 3				
2- 3	0- 0	0- 1	HOME	0- 1	0- 0	2- 1				
0- 4	0- 1	0- 0	AWAY	0- 0	0- 2	0- 1				
0- 1	0- 0	0- 0	NEUTRAL	0- 0	0- 0	0- 1				
14- 1	0- 0	0- 0	CONFERENCE	0- 0	0- 0	14- 1				
8- 0	0- 0	0- 0	HOME	0- 0	0- 0	8- 0				
6- 1	0- 0	0- 0	AWAY	0- 0	0- 0	6- 1				
0- 0	0- 0	0- 0	NEUTRAL	0- 0	0- 0	0- 0				

RPI	S	Opponent	Score	RPI	S	Opponent	Score	RPI	S	Opponent	Score	RPI	S	Opponent	Score	Team's RPI: 198
7	A	Iowa	63 92	36	H	James Madison	36 59	83	H	Kent St.	46 54	109	A	Loyola Marymount	53 61	
												122	A	Youngstown St.	59 69	
												210	N	SMU	55 60	
												215	H	Sacred Heart	64 46	
												217	A	Bowling Green	60 61	
												230	A	Saint Francis (PA)	66 60	
												239	A	Mt. St. Mary's	55 61	
												239	H	Mt. St. Mary's	70 58	
												262	H	Rhode Island	41 46	
												263	A	St. Francis Brooklyn	75 56	
												263	H	St. Francis Brooklyn	74 57	
												294	H	La Salle	67 39	
												298	A	Bryant	60 57	
												298	H	Bryant	59 56	
												311	H	Wagner	69 46	
												320	A	Central Conn. St.	64 57	
												320	H	Central Conn. St.	60 40	
												342	H	Delaware St.	64 63	
												346	A	LIU Brooklyn	89 37	
												346	H	LIU Brooklyn	71 54	
												348	A	Fairleigh Dickinson	63 43	
												348	H	Fairleigh Dickinson	71 49	
LAST 12 Division I GAMES:																
109	A	Loyola Marymount	53 61	298	H	Bryant	59 56									
346	H	LIU Brooklyn	71 54	348	A	Fairleigh Dickinson	63 43									
263	H	St. Francis Brooklyn	74 57	215	H	Sacred Heart	64 46									
230	A	Saint Francis (PA)	66 60	311	H	Wagner	69 46									
239	A	Mt. St. Mary's	55 61	320	A	Central Conn. St.	64 57									
320	H	Central Conn. St.	60 40	298	A	Bryant	60 57									

Non-Div I Games: Pitt.-Johnstown 73 53

Robert Morris

■ Loss, 
 ■ Non-Conf, 
 ■ S Site, 
 ■ H Home 
 ■ A Away 
 N Neutral

Average RPI Win: 142		WON-LOST	WINNING	LAST 10	STRENGTH OF	OPP. STRENGTH	TEAM	ADJ.	CONF.	ADJ CONF.
Average RPI Loss: 43		RECORD	PCT. RANK	GAMES	SCHEDULE	OF SCHEDULE	RPI	RPI	RPI	RPI
DIV. I ONLY		19- 8	63	1- 0	29	62	27	27	5	5
DIV. I NON-CONF.		8- 3	72	1- 1	85	129	60	60	6	6
TOTALS		RPI 1-25	RPI 26-50		W-L RECORDS		RPI 51-100	RPI 101-150	RPI 150+	
19- 8	1- 4	1- 1		OVERALL		6- 2	3- 1	8- 0		
12- 2	0- 1	1- 0		HOME		3- 1	2- 0	6- 0		
6- 4	1- 1	0- 1		AWAY		3- 1	1- 1	1- 0		
1- 2	0- 2	0- 0		NEUTRAL		0- 0	0- 0	1- 0		
8- 3	0- 2	0- 0		NON-CONFERENCE		2- 1	0- 0	6- 0		
6- 0	0- 0	0- 0		HOME		1- 0	0- 0	5- 0		
1- 1	0- 0	0- 0		AWAY		1- 1	0- 0	0- 0		
1- 2	0- 2	0- 0		NEUTRAL		0- 0	0- 0	1- 0		
11- 5	1- 2	1- 1		CONFERENCE		4- 1	3- 1	2- 0		
6- 2	0- 1	1- 0		HOME		2- 1	2- 0	1- 0		
5- 3	1- 1	0- 1		AWAY		2- 0	1- 1	1- 0		
0- 0	0- 0	0- 0		NEUTRAL		0- 0	0- 0	0- 0		

RPI	S	Opponent	Score	RPI	S	Opponent	Score	Team's RPI: 27	RPI	S	Opponent	Score	RPI	S	Opponent	Score
7	A	Iowa	66 72	39	H	Michigan St.	76 62		51	A	Indiana	69 61	106	A	Minnesota	46 60
13	A	Maryland	73 65	45	A	Michigan	76 86		51	H	Indiana	69 64	119	H	Northwestern	45 41
13	H	Maryland	48 62						62	A	Virginia Tech	51 67	126	A	Penn St.	69 61
14	N	Gonzaga	40 57						67	H	LSU	57 43	126	H	Penn St.	74 61
24	N	Drake	59 69						73	H	Purdue	65 63	152	H	Stony Brook	61 47
									75	H	Ohio St.	39 59	180	H	Wisconsin	73 53
									79	A	Harvard	60 49	211	A	Illinois	71 60
									86	A	Nebraska	62 56	230	H	Saint Francis (PA)	96 52
													249	H	Albany (NY)	65 39
													254	N	ETSU	68 44
													272	H	Brown	73 52
													320	H	Central Conn. St.	73 44
LAST 12 Division I GAMES:																
254	N	ETSU	68 44	13	H	Maryland	48 62									
14	N	Gonzaga	40 57	106	A	Minnesota	46 60									
180	H	Wisconsin	73 53	51	H	Indiana	69 64									
45	A	Michigan	76 86	126	A	Penn St.	69 61									
51	A	Indiana	69 61	7	A	Iowa	66 72									
75	H	Ohio St.	39 59	39	H	Michigan St.	76 62									

Non-Div I Games:

Rutgers

■ Loss, 
■ Non-Conf, S Site, 
■ Home 
■ Away 
N Neutral

SFA				STRENGTH OF SCHEDULE	OPP. STRENGTH OF SCHEDULE	TEAM RPI	ADJ. RPI	CONF. RPI	ADJ CONF. RPI
Average RPI Win:	238	WON-LOST RECORD	WINNING PCT. RANK						
Average RPI Loss:	112		LAST 10 GAMES						
DIV. I ONLY	19- 4	18	0- 1	271	250	78	78	25	25
DIV. I NON-CONF.	6- 3	91	0- 1	86	151	64	64	23	23
-----									
TOTALS	RPI 1-25	RPI 26-50	W-L RECORDS	RPI 51-100	RPI 101-150	RPI 150+			
19- 4	0- 1	0- 1	OVERALL	1- 0	2- 1	16- 1			
11- 0	0- 0	0- 0	HOME	1- 0	2- 0	8- 0			
7- 4	0- 1	0- 1	AWAY	0- 0	0- 1	7- 1			
1- 0	0- 0	0- 0	NEUTRAL	0- 0	0- 0	1- 0			
6- 3	0- 1	0- 1	NON-CONFERENCE	0- 0	2- 1	4- 0			
5- 0	0- 0	0- 0	HOME	0- 0	2- 0	3- 0			
0- 3	0- 1	0- 1	AWAY	0- 0	0- 1	0- 0			
1- 0	0- 0	0- 0	NEUTRAL	0- 0	0- 0	1- 0			
13- 1	0- 0	0- 0	CONFERENCE	1- 0	0- 0	12- 1			
6- 0	0- 0	0- 0	HOME	1- 0	0- 0	5- 0			
7- 1	0- 0	0- 0	AWAY	0- 0	0- 0	7- 1			
0- 0	0- 0	0- 0	NEUTRAL	0- 0	0- 0	0- 0			

RPI 1-25				RPI 26-50				RPI 51-100 Team's RPI: 78				RPI 101+			
RPI	S	Opponent	Score	RPI	S	Opponent	Score	RPI	S	Opponent	Score	RPI	S	Opponent	Score
18	A	Miami (FL)	60 81	48	A	New Mexico	33 74	59	H	Lamar University	70 58	115	H	Yale	67 57
												135	H	Montana St.	60 53
												137	A	Texas Tech	69 77
												157	H	Tulsa	76 34
												164	A	Abilene Christian	71 55
												173	H	Nicholls St.	70 62
												184	A	Sam Houston St.	78 68
												208	N	Hampton	70 68
												243	H	Texas Southern	74 55
												245	A	A&M-Corpus Christi	44 46
												280	A	Central Ark.	59 53
												290	H	New Orleans	97 38
												302	A	Incarnate Word	66 56
												302	H	Incarnate Word	65 48
												306	A	Southeastern La.	62 51
												307	H	Morgan St.	69 42
												321	A	Northwestern St.	87 67
												321	H	Northwestern St.	84 56
												323	A	McNeese	97 48
												341	H	Houston Baptist	65 53
LAST 12 Division I GAMES:															
48	A	New Mexico	33 74	59	H	Lamar University	70 58								
115	H	Yale	67 57	341	H	Houston Baptist	65 53								
302	H	Incarnate Word	65 48	184	A	Sam Houston St.	78 68								
245	A	A&M-Corpus Christi	44 46	280	A	Central Ark.	59 53								
321	A	Northwestern St.	87 67	164	A	Abilene Christian	71 55								
323	A	McNeese	97 48	302	A	Incarnate Word	66 56								

Non-Div I Games: Wiley 97 38 Cameron 86 59 Our Lady of the Lak93 77

SFA

Loss, Non-Conf, S Site, H Home A Away N Neutral

SIUE										
Average RPI Win:	283	WON-LOST	WINNING	LAST 10	STRENGTH OF	OPP. STRENGTH	TEAM	ADJ.	CONF.	ADJ CONF.
Average RPI Loss:	173	RECORD	PCT. RANK	GAMES	SCHEDULE	OF SCHEDULE	RPI	RPI	RPI	RPI
DIV. I ONLY	11- 15	220	0- 1	301	282	241	241	22	22	
DIV. I NON-CONF.	4- 6	212	0- 0	312	274	236	236	22	22	
-----										
TOTALS	RPI 1-25	RPI 26-50	W-L RECORDS	RPI 51-100	RPI 101-150	RPI 150+				
11- 15	0- 0	0- 1	OVERALL	0- 2	0- 3	11- 9				
5- 3	0- 0	0- 0	HOME	0- 0	0- 2	5- 1				
6- 11	0- 0	0- 1	AWAY	0- 1	0- 1	6- 8				
0- 1	0- 0	0- 0	NEUTRAL	0- 1	0- 0	0- 0				
4- 6	0- 0	0- 1	NON-CONFERENCE	0- 1	0- 0	4- 4				
1- 0	0- 0	0- 0	HOME	0- 0	0- 0	1- 0				
3- 5	0- 0	0- 1	AWAY	0- 0	0- 0	3- 4				
0- 1	0- 0	0- 0	NEUTRAL	0- 1	0- 0	0- 0				
7- 9	0- 0	0- 0	CONFERENCE	0- 1	0- 3	7- 5				
4- 3	0- 0	0- 0	HOME	0- 0	0- 2	4- 1				
3- 6	0- 0	0- 0	AWAY	0- 1	0- 1	3- 4				
0- 0	0- 0	0- 0	NEUTRAL	0- 0	0- 0	0- 0				

RPI 1-25				RPI 26-50				RPI 51-100				RPI 101+				Team's RPI: 241	
RPI	S	Opponent	Score	RPI	S	Opponent	Score	RPI	S	Opponent	Score	RPI	S	Opponent	Score		
				30	A	Missouri	36 59	60	A	Belmont	54 87	131	H	Morehead St.	67 73		
								69	N	Missouri St.	65 68	133	A	UT Martin	55 68		
												133	H	UT Martin	48 75		
												154	A	Tennessee Tech	55 79		
												160	H	Illinois St.	68 61		
												190	A	Saint Louis	56 63		
												199	A	Jacksonville St.	51 47		
												211	A	Illinois	57 74		
												233	A	Southeast Mo. St.	58 63		
												233	H	Southeast Mo. St.	52 62		
												240	A	UMKC	75 80		
												244	A	Loyola Chicago	43 56		
												260	A	Austin Peay	65 77		
												260	H	Austin Peay	69 68		
												267	A	Murray St.	75 81		
												267	H	Murray St.	71 54		
												295	A	Eastern Ill.	65 56		
												295	H	Eastern Ill.	78 62		
												297	A	Tennessee St.	66 55		
												327	H	Eastern Ky.	74 55		
												332	A	Evansville	54 45		
												334	A	Purdue Fort Wayne	57 49		
												350	A	Chicago St.	82 66		
LAST 12 Division I GAMES:																	
				60	A	Belmont	54 87	327	H	Eastern Ky.	74 55						
				297	A	Tennessee St.	66 55	131	H	Morehead St.	67 73						
				133	H	UT Martin	48 75	133	A	UT Martin	55 68						
				295	H	Eastern Ill.	78 62	233	A	Southeast Mo. St.	58 63						
				267	A	Murray St.	75 81	267	H	Murray St.	71 54						
				260	A	Austin Peay	65 77	260	H	Austin Peay	69 68						

Non-Div I Games: McKendree 64 63

SIUE

■ Loss, 
 ■ Non-Conf, 
 ■ S Site, 
 ■ Home 
 ■ A Away 
 N Neutral

SMU										
Average RPI Win:	225	WON-LOST	WINNING	LAST 10	STRENGTH OF	OPP. STRENGTH	TEAM	ADJ.	CONF.	ADJ CONF.
Average RPI Loss:	116	RECORD	PCT. RANK	GAMES	SCHEDULE	OF SCHEDULE	RPI	RPI	RPI	RPI
DIV. I ONLY	10- 17	250	1- 0	103	132	210	210	9	9	
DIV. I NON-CONF.	6- 7	172	1- 0	191	266	234	234	8	8	
-----										
TOTALS	RPI 1-25	RPI 26-50	W-L RECORDS	RPI 51-100	RPI 101-150	RPI 150+				
10- 17	0- 3	0- 2	OVERALL	0- 4	1- 3	9- 5				
7- 8	0- 1	0- 0	HOME	0- 2	1- 2	6- 3				
1- 9	0- 2	0- 2	AWAY	0- 2	0- 1	1- 2				
2- 0	0- 0	0- 0	NEUTRAL	0- 0	0- 0	2- 0				
6- 7	0- 0	0- 2	NON-CONFERENCE	0- 1	0- 3	6- 1				
4- 4	0- 0	0- 0	HOME	0- 1	0- 2	4- 1				
0- 3	0- 0	0- 2	AWAY	0- 0	0- 1	0- 0				
2- 0	0- 0	0- 0	NEUTRAL	0- 0	0- 0	2- 0				
4- 10	0- 3	0- 0	CONFERENCE	0- 3	1- 0	3- 4				
3- 4	0- 1	0- 0	HOME	0- 1	1- 0	2- 2				
1- 6	0- 2	0- 0	AWAY	0- 2	0- 0	1- 2				
0- 0	0- 0	0- 0	NEUTRAL	0- 0	0- 0	0- 0				

RPI 1-25				RPI 26-50				RPI 51-100				RPI 101+ Team's RPI: 210			
RPI	S	Opponent	Score	RPI	S	Opponent	Score	RPI	S	Opponent	Score	RPI	S	Opponent	Score
5	A	UConn	39 79	35	A	Rice	52 66	81	A	Cincinnati	57 69	108	A	Northern Colo.	57 58
16	A	UCF	43 55	49	A	TCU	63 65	90	A	Houston	68 69	129	H	Oklahoma	61 77
16	H	UCF	54 66					90	H	Houston	61 72	132	H	South Fla.	46 44
								94	H	UT Arlington	41 66	147	H	Alabama	61 62
												157	A	Tulsa	35 49
												161	H	Temple	53 52
												166	A	Tulane	64 60
												166	H	Tulane	43 61
												176	H	North Texas	73 66
												198	N	Robert Morris	60 55
												223	H	East Carolina	54 64
												248	N	Northern Ariz.	55 48
												255	A	Wichita St.	42 53
												255	H	Wichita St.	78 50
												265	H	CSU Bakersfield	49 43
												306	H	Southeastern La.	62 63
												316	H	La.-Monroe	49 38
												329	H	Mississippi Val.	62 47
LAST 12 Division I GAMES:															
248	N	Northern Ariz.	55 48	157	A	Tulsa	35 49								
166	A	Tulane	64 60	90	A	Houston	68 69								
161	H	Temple	53 52	132	H	South Fla.	46 44								
255	A	Wichita St.	42 53	5	A	UConn	39 79								
223	H	East Carolina	54 64	16	A	UCF	43 55								
16	H	UCF	54 66	255	H	Wichita St.	78 50								

Non-Div I Games:

SMU

■ Loss, 
 ■ Non-Conf, 
 ■ S Site, 
 ■ Home 
 ■ A Away 
 N Neutral

## Sacramento St.

Through Games Of Feb. 25, 2019

Average RPI Win:	264	WON-LOST	WINNING	LAST 10	STRENGTH OF	OPP. STRENGTH	TEAM	ADJ.	CONF.	ADJ CONF.
Average RPI Loss:	126	RECORD	PCT. RANK	GAMES	SCHEDULE	OF SCHEDULE	RPI	RPI	RPI	RPI
DIV. I ONLY	9- 14	242	1- 0	187	203	233	233	16	16	
DIV. I NON-CONF.	3- 4	199	1- 0	149	254	213	213	12	12	
TOTALS	RPI 1-25	RPI 26-50	W-L RECORDS	RPI 51-100	RPI 101-150	RPI 150+				
9- 14	0- 0	0- 1	OVERALL	0- 4	0- 6	9- 3				
4- 7	0- 0	0- 0	HOME	0- 2	0- 3	4- 2				
3- 6	0- 0	0- 1	AWAY	0- 2	0- 2	3- 1				
2- 1	0- 0	0- 0	NEUTRAL	0- 0	0- 1	2- 0				
3- 4	0- 0	0- 1	NON-CONFERENCE	0- 1	0- 1	3- 1				
1- 2	0- 0	0- 0	HOME	0- 1	0- 0	1- 1				
0- 1	0- 0	0- 1	AWAY	0- 0	0- 0	0- 0				
2- 1	0- 0	0- 0	NEUTRAL	0- 0	0- 1	2- 0				
6- 10	0- 0	0- 0	CONFERENCE	0- 3	0- 5	6- 2				
3- 5	0- 0	0- 0	HOME	0- 1	0- 3	3- 1				
3- 5	0- 0	0- 0	AWAY	0- 2	0- 2	3- 1				
0- 0	0- 0	0- 0	NEUTRAL	0- 0	0- 0	0- 0				

RPI S	Opponent	Score	RPI S	Opponent	Score	RPI S	Opponent	Score	RPI S	Opponent	Score	Team's RPI: 233
48	A New Mexico	53 85	82	H UC Davis	60 109	102	N Pepperdine	97 113				
			88	A Idaho	66 104	108	A Northern Colo.	69 82				
			92	A Idaho St.	43 73	108	H Northern Colo.	61 71				
			92	H Idaho St.	42 56	124	A Portland St.	58 74				
						124	H Portland St.	57 75				
						135	H Montana St.	53 69				
						171	H Montana	86 88				
						187	A Eastern Wash.	73 70				
						208	N Hampton	65 61				
						211	N Illinois	109 107				
						246	H San Francisco	75 86				
						248	A Northern Ariz.	69 71				
						248	H Northern Ariz.	65 61				
						286	A Southern Utah	75 69				
						286	H Southern Utah	77 76				
						313	H Cal Poly	88 85				
						319	A Weber St.	78 69				
						319	H Weber St.	77 62				
LAST 12 Division I GAMES:												
208	N Hampton	65 61	124	A Portland St.	58 74							
124	H Portland St.	57 75	319	H Weber St.	77 62							
319	A Weber St.	78 69	92	H Idaho St.	42 56							
248	A Northern Ariz.	69 71	187	A Eastern Wash.	73 70							
286	A Southern Utah	75 69	88	A Idaho	66 104							
108	H Northern Colo.	61 71	286	H Southern Utah	77 76							

Non-Div I Games: Antelope Valley 86 80

Sacramento St.

Loss, Non-Conf, S Site, H Home A Away N Neutral

Average RPI Win: 299		WON-LOST	WINNING	LAST 10	STRENGTH OF	OPP. STRENGTH	TEAM	ADJ.	CONF.	ADJ CONF.
Average RPI Loss: 195		RECORD	PCT. RANK	GAMES	SCHEDULE	OF SCHEDULE	RPI	RPI	RPI	RPI
DIV. I ONLY		15- 11	132	1- 0	326	339	215	215	31	31
DIV. I NON-CONF.		4- 7	228	0- 0	205	257	215	215	31	31
TOTALS		RPI 1-25	RPI 26-50	W-L RECORDS	RPI 51-100	RPI 101-150	RPI 150+			
15- 11	0- 1		0- 0	OVERALL	0- 0	0- 2	15- 8			
7- 4	0- 0		0- 0	HOME	0- 0	0- 0	7- 4			
8- 7	0- 1		0- 0	AWAY	0- 0	0- 2	8- 4			
0- 0	0- 0		0- 0	NEUTRAL	0- 0	0- 0	0- 0			
4- 7	0- 1		0- 0	NON-CONFERENCE	0- 0	0- 2	4- 4			
1- 3	0- 0		0- 0	HOME	0- 0	0- 0	1- 3			
3- 4	0- 1		0- 0	AWAY	0- 0	0- 2	3- 1			
0- 0	0- 0		0- 0	NEUTRAL	0- 0	0- 0	0- 0			
11- 4	0- 0		0- 0	CONFERENCE	0- 0	0- 0	11- 4			
6- 1	0- 0		0- 0	HOME	0- 0	0- 0	6- 1			
5- 3	0- 0		0- 0	AWAY	0- 0	0- 0	5- 3			
0- 0	0- 0		0- 0	NEUTRAL	0- 0	0- 0	0- 0			

[illegible]

Non-Div I Games:

Sacred Heart

Loss, Non-Conf, S Site, H Home A Away N Neutral

## Saint Francis (PA)

Through Games Of Feb. 25, 2019

Average RPI Win:	283	WON-LOST	WINNING	LAST 10	STRENGTH OF	OPP. STRENGTH	TEAM	ADJ.	CONF.	ADJ CONF.
Average RPI Loss:	169	RECORD	PCT. RANK	GAMES	SCHEDULE	OF SCHEDULE	RPI	RPI	RPI	RPI
DIV. I ONLY	12- 14	195	0- 1	247	302	230	230	31	31	
DIV. I NON-CONF.	2- 9	297	0- 1	43	83	209	209	31	31	
TOTALS	RPI 1-25	RPI 26-50	W-L RECORDS	RPI 51-100	RPI 101-150	RPI 150+				
12- 14	0- 1	0- 1	OVERALL	0- 2	1- 3	11- 7				
8- 4	0- 0	0- 0	HOME	0- 1	1- 1	7- 2				
4- 8	0- 1	0- 1	AWAY	0- 0	0- 2	4- 4				
0- 2	0- 0	0- 0	NEUTRAL	0- 1	0- 0	0- 1				
2- 9	0- 1	0- 1	NON-CONFERENCE	0- 2	1- 3	1- 2				
1- 2	0- 0	0- 0	HOME	0- 1	1- 1	0- 0				
1- 5	0- 1	0- 1	AWAY	0- 0	0- 2	1- 1				
0- 2	0- 0	0- 0	NEUTRAL	0- 1	0- 0	0- 1				
10- 5	0- 0	0- 0	CONFERENCE	0- 0	0- 0	10- 5				
7- 2	0- 0	0- 0	HOME	0- 0	0- 0	7- 2				
3- 3	0- 0	0- 0	AWAY	0- 0	0- 0	3- 3				
0- 0	0- 0	0- 0	NEUTRAL	0- 0	0- 0	0- 0				

RPI 1-25				RPI 26-50				RPI 51-100				RPI 101+ Team's RPI: 230			
RPI	S	Opponent	Score	RPI	S	Opponent	Score	RPI	S	Opponent	Score	RPI	S	Opponent	Score
2	A	Baylor	58 116	27	A	Rutgers	52 96	57	N	Boise St.	64 78	122	A	Youngstown St.	56 80
								70	H	FGCU	69 83	125	A	Pittsburgh	75 78
												131	H	Morehead St.	89 83
												144	H	Duquesne	73 93
												171	N	Montana	77 79
												198	H	Robert Morris	60 66
												215	H	Sacred Heart	85 68
												216	A	Liberty	53 82
												239	A	Mt. St. Mary's	83 72
												239	H	Mt. St. Mary's	68 66
												263	A	St. Francis Brooklyn	65 78
												263	H	St. Francis Brooklyn	86 84
												298	A	Bryant	63 66
												298	H	Bryant	78 66
												311	H	Wagner	107 70
												320	A	Central Conn. St.	62 73
												320	H	Central Conn. St.	83 68
												336	A	Longwood	91 88
												346	A	LIU Brooklyn	80 66
												346	H	LIU Brooklyn	69 75
												348	A	Fairleigh Dickinson	77 65
												348	H	Fairleigh Dickinson	75 64
LAST 12 Division I GAMES:															
				171	N	Montana	77 79					320	H	Central Conn. St.	83 68
				263	H	St. Francis Brooklyn	86 84					239	A	Mt. St. Mary's	83 72
				346	H	LIU Brooklyn	69 75					311	H	Wagner	107 70
				198	H	Robert Morris	60 66					215	H	Sacred Heart	85 68
				348	A	Fairleigh Dickinson	77 65					298	A	Bryant	63 66
				298	H	Bryant	78 66					320	A	Central Conn. St.	62 73

Non-Div I Games: Seton Hill 86 74

Saint Francis (PA)

Loss, Non-Conf, S Site, H Home A Away N Neutral



## Saint Joseph's

Through Games Of Feb. 25, 2019

Average RPI Win:	241	WON-LOST	WINNING	LAST 10	STRENGTH OF	OPP. STRENGTH	TEAM	ADJ.	CONF.	ADJ CONF.
Average RPI Loss:	134	RECORD	PCT. RANK	GAMES	SCHEDULE	OF SCHEDULE	RPI	RPI	RPI	RPI
DIV. I ONLY	11- 16	226	1- 0	201	154	228	228	17	17	
DIV. I NON-CONF.	4- 9	252	1- 0	135	175	245	245	16	16	
TOTALS	RPI 1-25	RPI 26-50	W-L RECORDS	RPI 51-100	RPI 101-150	RPI 150+				
11- 16	0- 0	0- 1	OVERALL	0- 3	1- 7	10- 5				
7- 8	0- 0	0- 1	HOME	0- 1	1- 3	6- 3				
4- 8	0- 0	0- 0	AWAY	0- 2	0- 4	4- 2				
0- 0	0- 0	0- 0	NEUTRAL	0- 0	0- 0	0- 0				
4- 9	0- 0	0- 1	NON-CONFERENCE	0- 3	0- 2	4- 3				
3- 5	0- 0	0- 1	HOME	0- 1	0- 1	3- 2				
1- 4	0- 0	0- 0	AWAY	0- 2	0- 1	1- 1				
0- 0	0- 0	0- 0	NEUTRAL	0- 0	0- 0	0- 0				
7- 7	0- 0	0- 0	CONFERENCE	0- 0	1- 5	6- 2				
4- 3	0- 0	0- 0	HOME	0- 0	1- 2	3- 1				
3- 4	0- 0	0- 0	AWAY	0- 0	0- 3	3- 1				
0- 0	0- 0	0- 0	NEUTRAL	0- 0	0- 0	0- 0				

RPI 1-25				RPI 26-50				RPI 51-100				RPI 101+				Team's RPI: 228	
RPI	S	Opponent	Score	RPI	S	Opponent	Score	RPI	S	Opponent	Score	RPI	S	Opponent	Score		
				47	H	Auburn	70 81	53	H	Villanova	35 47	101	A	VCU	40 59		
								63	A	Penn	45 65	101	H	VCU	47 65		
								66	A	Drexel	34 51	107	H	Towson	52 73		
												123	A	Dayton	65 72		
												138	H	Davidson	66 54		
												144	A	Duquesne	73 81		
												144	H	Duquesne	56 67		
												149	A	Delaware	39 48		
												161	H	Temple	52 58		
												179	H	Rider	54 56		
												190	H	Saint Louis	49 62		
												191	A	George Washington	41 38		
												215	A	Sacred Heart	61 44		
												227	H	Massachusetts	55 54		
												236	H	Columbia	68 61		
												237	A	Navy	48 49		
												242	H	St. Bonaventure	66 41		
												261	H	Niagara	68 54		
												262	A	Rhode Island	55 48		
												271	A	Richmond	45 46		
LAST 12 Division I GAMES:																	
				296	H	Loyola Maryland	49 46	138	H	Davidson	66 54	294	A	La Salle	64 63		
				262	A	Rhode Island	55 48	101	H	VCU	47 65	294	H	La Salle	60 57		
				144	H	Duquesne	56 67	123	A	Dayton	65 72	296	H	Loyola Maryland	49 46		
				294	A	La Salle	64 63	271	A	Richmond	45 46						
				227	H	Massachusetts	55 54	294	H	La Salle	60 57						
				191	A	George Washington	41 38	144	A	Duquesne	73 81						

Non-Div I Games:

Saint Joseph's

■ Loss, 
 ■ Non-Conf, 
 ■ S Site, 
 ■ H Home 
 ■ A Away 
 N Neutral

## Saint Louis

Through Games Of Feb. 25, 2019

Average RPI Win:	216	WON-LOST	WINNING	LAST 10	STRENGTH OF	OPP. STRENGTH	TEAM	ADJ.	CONF.	ADJ CONF.
Average RPI Loss:	133	RECORD	PCT. RANK	GAMES	SCHEDULE	OF SCHEDULE	RPI	RPI	RPI	RPI
DIV. I ONLY	13- 14	183	1- 0	207	115	190	190	17	17	
DIV. I NON-CONF.	5- 8	224	1- 0	220	31	219	219	16	16	
TOTALS	RPI 1-25	RPI 26-50	W-L RECORDS	RPI 51-100	RPI 101-150	RPI 150+				
13- 14	0- 1	0- 1	OVERALL	1- 1	2- 5	10- 6				
7- 6	0- 1	0- 1	HOME	0- 1	1- 1	6- 2				
6- 6	0- 0	0- 0	AWAY	1- 0	1- 3	4- 3				
0- 2	0- 0	0- 0	NEUTRAL	0- 0	0- 1	0- 1				
5- 8	0- 1	0- 1	NON-CONFERENCE	1- 1	0- 1	4- 4				
2- 4	0- 1	0- 1	HOME	0- 1	0- 0	2- 1				
3- 2	0- 0	0- 0	AWAY	1- 0	0- 0	2- 2				
0- 2	0- 0	0- 0	NEUTRAL	0- 0	0- 1	0- 1				
8- 6	0- 0	0- 0	CONFERENCE	0- 0	2- 4	6- 2				
5- 2	0- 0	0- 0	HOME	0- 0	1- 1	4- 1				
3- 4	0- 0	0- 0	AWAY	0- 0	1- 3	2- 1				
0- 0	0- 0	0- 0	NEUTRAL	0- 0	0- 0	0- 0				

RPI 1-25				RPI 26-50				RPI 51-100				RPI 101+ Team's RPI: 190			
RPI	S	Opponent	Score	RPI	S	Opponent	Score	RPI	S	Opponent	Score	RPI	S	Opponent	Score
5	H	UConn	42 98	30	H	Missouri	62 74	81	H	Cincinnati	50 51	101	A	VCU	47 57
								99	A	Virginia	67 65	115	N	Yale	52 58
												116	A	Fordham	51 54
												116	H	Fordham	53 56
												123	H	Dayton	68 65
												138	A	Davidson	57 60
												144	A	Duquesne	67 63
												151	H	Southern Ill.	62 58
												157	A	Tulsa	75 86
												160	A	Illinois St.	67 72
												163	N	Chattanooga	61 71
												188	H	Indiana St.	56 60
												191	H	George Washington	60 44
												197	H	George Mason	60 53
												227	A	Massachusetts	66 70
												228	A	Saint Joseph's	62 49
												241	H	SIUE	63 56
												242	A	St. Bonaventure	62 45
												262	H	Rhode Island	56 68
												271	H	Richmond	78 48
												294	H	La Salle	69 58
												304	A	Fla. Atlantic	93 61
												327	A	Eastern Ky.	70 43
LAST 12 Division I GAMES:															
				304	A	Fla. Atlantic	93 61					191	H	George Washington	60 44
				138	A	Davidson	57 60					197	H	George Mason	60 53
				271	H	Richmond	78 48					101	A	VCU	47 57
				144	A	Duquesne	67 63					123	H	Dayton	68 65
				294	H	La Salle	69 58					242	A	St. Bonaventure	62 45
				116	A	Fordham	51 54					262	H	Rhode Island	56 68

Non-Div I Games:

Saint Louis

■ Loss, 
 ■ Non-Conf, 
 ■ S Site, 
 ■ Home 
 ■ A Away 
 N Neutral

## Saint Mary's (CA)

Through Games Of Feb. 25, 2019

Average RPI Win:	177	WON-LOST	WINNING	LAST 10	STRENGTH OF	OPP. STRENGTH	TEAM	ADJ.	CONF.	ADJ CONF.
Average RPI Loss:	51	RECORD	PCT. RANK	GAMES	SCHEDULE	OF SCHEDULE	RPI	RPI	RPI	RPI
DIV. I ONLY	18- 10	91	1- 0	63	81	56	56	8	8	
DIV. I NON-CONF.	7- 4	108	1- 0	62	46	53	53	7	7	
TOTALS	RPI 1-25	RPI 26-50	W-L RECORDS	RPI 51-100	RPI 101-150	RPI 150+				
18- 10	0- 4	2- 2	OVERALL	1- 2	3- 2	12- 0				
8- 4	0- 2	1- 2	HOME	0- 0	2- 0	5- 0				
8- 6	0- 2	1- 0	AWAY	0- 2	1- 2	6- 0				
2- 0	0- 0	0- 0	NEUTRAL	1- 0	0- 0	1- 0				
7- 4	0- 2	1- 1	NON-CONFERENCE	1- 1	1- 0	4- 0				
2- 2	0- 1	1- 1	HOME	0- 0	0- 0	1- 0				
3- 2	0- 1	0- 0	AWAY	0- 1	1- 0	2- 0				
2- 0	0- 0	0- 0	NEUTRAL	1- 0	0- 0	1- 0				
11- 6	0- 2	1- 1	CONFERENCE	0- 1	2- 2	8- 0				
6- 2	0- 1	0- 1	HOME	0- 0	2- 0	4- 0				
5- 4	0- 1	1- 0	AWAY	0- 1	0- 2	4- 0				
0- 0	0- 0	0- 0	NEUTRAL	0- 0	0- 0	0- 0				

RPI	S	Opponent	Score	RPI	S	Opponent	Score	RPI	S	Opponent	Score	RPI	S	Opponent	Score
6	H	Oregon	55 79	28	A	BYU	78 75	82	A	UC Davis	74 76	102	A	Pepperdine	72 77
14	A	Gonzaga	62 74	28	H	BYU	73 74	87	N	Old Dominion	83 65	102	H	Pepperdine	79 68
14	H	Gonzaga	52 66	38	H	California	78 81	95	A	Pacific	67 76	109	A	Loyola Marymount	56 69
21	A	Oregon St.	56 89	46	H	Wyoming	90 84					109	H	Loyola Marymount	86 62
												145	A	Washington St.	70 64
												168	N	Texas St.	89 62
												169	A	Santa Clara	83 59
												169	H	Santa Clara	81 68
												178	A	Portland	98 91
												178	H	Portland	113 85
												195	H	Milwaukee	73 71
												246	A	San Francisco	80 65
												246	H	San Francisco	88 63
												256	A	San Diego	80 49
												256	H	San Diego	74 60
												299	A	UC Santa Barbara	80 55
												313	A	Cal Poly	69 51
LAST 12 Division I GAMES:															
87	N	Old Dominion	83 65	28	A	BYU	78 75								
102	A	Pepperdine	72 77	14	H	Gonzaga	52 66								
109	A	Loyola Marymount	56 69	178	H	Portland	113 85								
246	H	San Francisco	88 63	109	H	Loyola Marymount	86 62								
169	H	Santa Clara	81 68	102	H	Pepperdine	79 68								
256	A	San Diego	80 49	169	A	Santa Clara	83 59								

Non-Div I Games:

Saint Mary's (CA)

■ Loss, 
 ■ Non-Conf, 
 ■ S Site, 
 ■ Home 
 ■ Away 
 N Neutral

## Saint Peter's

Through Games Of Feb. 25, 2019

Average RPI Win:	325	WON-LOST	WINNING	LAST 10	STRENGTH OF	OPP. STRENGTH	TEAM	ADJ.	CONF.	ADJ CONF.
Average RPI Loss:	230	RECORD	PCT. RANK	GAMES	SCHEDULE	OF SCHEDULE	RPI	RPI	RPI	RPI
DIV. I ONLY	6- 21	309	0- 1	342	319	340	340	26	26	
DIV. I NON-CONF.	5- 6	177	0- 0	342	344	306	306	27	27	
TOTALS	RPI 1-25	RPI 26-50	W-L RECORDS	RPI 51-100	RPI 101-150	RPI 150+				
6- 21	0- 0	0- 0	OVERALL	0- 1	0- 4	6- 16				
4- 8	0- 0	0- 0	HOME	0- 0	0- 1	4- 7				
2- 13	0- 0	0- 0	AWAY	0- 1	0- 3	2- 9				
0- 0	0- 0	0- 0	NEUTRAL	0- 0	0- 0	0- 0				
5- 6	0- 0	0- 0	NON-CONFERENCE	0- 0	0- 3	5- 3				
4- 1	0- 0	0- 0	HOME	0- 0	0- 0	4- 1				
1- 5	0- 0	0- 0	AWAY	0- 0	0- 3	1- 2				
0- 0	0- 0	0- 0	NEUTRAL	0- 0	0- 0	0- 0				
1- 15	0- 0	0- 0	CONFERENCE	0- 1	0- 1	1- 13				
0- 7	0- 0	0- 0	HOME	0- 0	0- 1	0- 6				
1- 8	0- 0	0- 0	AWAY	0- 1	0- 0	1- 7				
0- 0	0- 0	0- 0	NEUTRAL	0- 0	0- 0	0- 0				

RPI S	Opponent	Score	RPI S	Opponent	Score	RPI S	Opponent	Score	RPI S	Opponent	Score	Team's RPI: 340
						52	A Quinnipiac	45 90	114	A Boston College	57 89	
									115	A Yale	56 72	
									136	H Marist	42 62	
									140	A Seton Hall	47 90	
									179	A Rider	38 60	
									179	H Rider	43 78	
									235	A Monmouth	50 70	
									261	A Niagara	57 81	
									261	H Niagara	66 75	
									263	A St. Francis Brooklyn	70 74	
									266	H Cal St. Fullerton	45 69	
									270	A Siena	46 50	
									270	H Siena	57 84	
									282	A Canisius	59 78	
									282	H Canisius	62 75	
									284	A Manhattan	46 62	
									284	H Manhattan	44 62	
									292	A Fairfield	68 65	
									292	H Fairfield	61 69	
									311	H Wagner	69 57	
									324	A UMass Lowell	57 59	
									325	H NJIT	70 57	
									326	A Lafayette	62 60	
									331	A Iona	57 61	
									346	H LIU Brooklyn	86 59	
									348	H Fairleigh Dickinson	75 58	
LAST 12 Division I GAMES:												
284	A	Manhattan	46	62	282	A	Canisius	59	78			
292	H	Fairfield	61	69	261	A	Niagara	57	81			
235	A	Monmouth	50	70	270	A	Siena	46	50			
331	A	Iona	57	61	136	H	Marist	42	62			
179	H	Rider	43	78	179	A	Rider	38	60			
284	H	Manhattan	44	62	292	A	Fairfield	68	65			

Non-Div I Games:

Saint Peter's

■ Loss, 
 ■ Non-Conf, 
 ■ S Site, 
 ■ Home 
 ■ A Away 
 N Neutral

Average RPI Win:	278	WON-LOST	WINNING	LAST 10	STRENGTH OF	OPP. STRENGTH	TEAM	ADJ.	CONF.	ADJ CONF.
Average RPI Loss:	128	RECORD	PCT. RANK	GAMES	SCHEDULE	OF SCHEDULE	RPI	RPI	RPI	RPI
DIV. I ONLY	11- 11	170	1- 0	210	264	184	184	25	25	
DIV. I NON-CONF.	2- 5	264	0- 0	101	157	173	173	23	23	
TOTALS	RPI 1-25	RPI 26-50	W-L RECORDS	RPI 51-100	RPI 101-150	RPI 150+				
11- 11	0- 0	0- 1	OVERALL	0- 5	0- 0	11- 5				
5- 4	0- 0	0- 0	HOME	0- 2	0- 0	5- 2				
6- 6	0- 0	0- 1	AWAY	0- 2	0- 0	6- 3				
0- 1	0- 0	0- 0	NEUTRAL	0- 1	0- 0	0- 0				
2- 5	0- 0	0- 1	NON-CONFERENCE	0- 2	0- 0	2- 2				
0- 1	0- 0	0- 0	HOME	0- 0	0- 0	0- 1				
2- 3	0- 0	0- 1	AWAY	0- 1	0- 0	2- 1				
0- 1	0- 0	0- 0	NEUTRAL	0- 1	0- 0	0- 0				
9- 6	0- 0	0- 0	CONFERENCE	0- 3	0- 0	9- 3				
5- 3	0- 0	0- 0	HOME	0- 2	0- 0	5- 1				
4- 3	0- 0	0- 0	AWAY	0- 1	0- 0	4- 2				
0- 0	0- 0	0- 0	NEUTRAL	0- 0	0- 0	0- 0				

RPI S	Opponent	Score	RPI S	Opponent	Score	RPI S	Opponent	Score	RPI S	Opponent	Score	Team's RPI: 184
49	A TCU	59 72	59	A Lamar University	76 81	164	A Abilene Christian	72 63				
			59	H Lamar University	72 83	164	H Abilene Christian	79 91				
			67	A LSU	52 66	167	H Oral Roberts	62 73				
			78	H SFA	68 78	173	A Nicholls St.	81 84				
			96	N Troy	79 84	181	A Southern Miss.	65 61				
						245	A A&M-Corpus Christi	61 76				
						245	H A&M-Corpus Christi	61 59				
						255	A Wichita St.	55 63				
						258	A Louisiana	68 62				
						280	H Central Ark.	66 62				
						302	A Incarnate Word	76 56				
						306	H Southeastern La.	94 63				
						321	H Northwestern St.	66 55				
						323	A McNeese	93 80				
						341	A Houston Baptist	74 63				
						341	H Houston Baptist	83 64				
LAST 12 Division I GAMES:												
341	H Houston Baptist	83 64	78	H SFA	68 78							
173	A Nicholls St.	81 84	306	H Southeastern La.	94 63							
59	A Lamar University	76 81	59	H Lamar University	72 83							
245	H A&M-Corpus Christi	61 59	321	H Northwestern St.	66 55							
164	A Abilene Christian	72 63	341	A Houston Baptist	74 63							
323	A McNeese	93 80	245	A A&M-Corpus Christi	61 76							

Non-Div I Games: UNKNOWN 94 46 Wiley 101 63 Jarvis Christian 100 55

Sam Houston St.

Average RPI Win:	283	WON-LOST	WINNING	LAST 10	STRENGTH OF	OPP. STRENGTH	TEAM	ADJ.	CONF.	ADJ CONF.
Average RPI Loss:	174	RECORD	PCT. RANK	GAMES	SCHEDULE	OF SCHEDULE	RPI	RPI	RPI	RPI
DIV. I ONLY	7- 18	284	0- 1	276	225	287	287	27	27	
DIV. I NON-CONF.	3- 10	278	0- 0	155	215	224	224	24	24	
TOTALS	RPI 1-25	RPI 26-50	W-L RECORDS	RPI 51-100	RPI 101-150	RPI 150+				
7- 18	0- 0	0- 1	OVERALL	0- 1	0- 3	7- 13				
4- 3	0- 0	0- 0	HOME	0- 0	0- 1	4- 2				
3- 15	0- 0	0- 1	AWAY	0- 1	0- 2	3- 11				
0- 0	0- 0	0- 0	NEUTRAL	0- 0	0- 0	0- 0				
3- 10	0- 0	0- 1	NON-CONFERENCE	0- 1	0- 3	3- 5				
1- 1	0- 0	0- 0	HOME	0- 0	0- 1	1- 0				
2- 9	0- 0	0- 1	AWAY	0- 1	0- 2	2- 5				
0- 0	0- 0	0- 0	NEUTRAL	0- 0	0- 0	0- 0				
4- 8	0- 0	0- 0	CONFERENCE	0- 0	0- 0	4- 8				
3- 2	0- 0	0- 0	HOME	0- 0	0- 0	3- 2				
1- 6	0- 0	0- 0	AWAY	0- 0	0- 0	1- 6				
0- 0	0- 0	0- 0	NEUTRAL	0- 0	0- 0	0- 0				

RPI 1-25				RPI 26-50				RPI 51-100				RPI 101+				Team's RPI: 287	
RPI	S	Opponent	Score	RPI	S	Opponent	Score	RPI	S	Opponent	Score	RPI	S	Opponent	Score		
				47	A	Auburn	46 73	96	A	Troy	52 72	103	H	UAB	41 66		
												127	A	Oklahoma St.	62 82		
												133	A	UT Martin	68 89		
												153	A	Mercer	68 76		
												153	H	Mercer	52 68		
												159	A	Denver	87 83		
												163	A	Chattanooga	56 61		
												163	H	Chattanooga	63 73		
												165	A	Colorado	39 81		
												181	A	Southern Miss.	40 76		
												196	A	Vanderbilt	52 77		
												208	A	Hampton	57 64		
												209	A	Memphis	48 53		
												214	A	Furman	36 57		
												254	A	ETSU	50 71		
												254	H	ETSU	79 58		
												257	A	Alabama St.	60 51		
												259	A	Wofford	62 71		
												303	A	UNC Greensboro	54 55		
												303	H	UNC Greensboro	57 53		
												330	H	Presbyterian	75 54		
												338	A	Western Caro.	75 42		
												338	H	Western Caro.	58 43		
LAST 12 Division I GAMES:																	
				254	A	ETSU	50 71	214	A	Furman	36 57						
				163	A	Chattanooga	56 61	163	H	Chattanooga	63 73						
				303	H	UNC Greensboro	57 53	254	H	ETSU	79 58						
				338	H	Western Caro.	58 43	338	A	Western Caro.	75 42						
				153	H	Mercer	52 68	303	A	UNC Greensboro	54 55						
				259	A	Wofford	62 71	153	A	Mercer	68 76						

Non-Div I Games: Rhodes 71 54 Montevallo 73 47

Samford

Loss, Non-Conf, S Site, H Home A Away N Neutral

Average RPI Win:	<b>242</b>	WON-LOST	WINNING	LAST 10	STRENGTH OF	OPP. STRENGTH	TEAM	ADJ.	CONF.	ADJ CONF.
Average RPI Loss:	<b>113</b>	RECORD	PCT. RANK	GAMES	SCHEDULE	OF SCHEDULE	RPI	RPI	RPI	RPI
DIV. I ONLY	<b>7- 19</b>	<b>290</b>	<b>0- 1</b>	<b>138</b>	<b>98</b>	<b>256</b>	<b>256</b>	<b>8</b>	<b>8</b>	
DIV. I NON-CONF.	<b>6- 4</b>	<b>125</b>	<b>0- 0</b>	<b>323</b>	<b>214</b>	<b>227</b>	<b>227</b>	<b>7</b>	<b>7</b>	
TOTALS	RPI 1-25	RPI 26-50	W-L RECORDS	RPI 51-100	RPI 101-150	RPI 150+				
7- 19	0- 2	0- 3	OVERALL	0- 4	0- 5	7- 5				
5- 8	0- 1	0- 2	HOME	0- 2	0- 2	5- 1				
2- 11	0- 1	0- 1	AWAY	0- 2	0- 3	2- 4				
0- 0	0- 0	0- 0	NEUTRAL	0- 0	0- 0	0- 0				
6- 4	0- 0	0- 1	NON-CONFERENCE	0- 0	0- 1	6- 2				
5- 1	0- 0	0- 1	HOME	0- 0	0- 0	5- 0				
1- 3	0- 0	0- 0	AWAY	0- 0	0- 1	1- 2				
0- 0	0- 0	0- 0	NEUTRAL	0- 0	0- 0	0- 0				
1- 15	0- 2	0- 2	CONFERENCE	0- 4	0- 4	1- 3				
0- 7	0- 1	0- 1	HOME	0- 2	0- 2	0- 1				
1- 8	0- 1	0- 1	AWAY	0- 2	0- 2	1- 2				
0- 0	0- 0	0- 0	NEUTRAL	0- 0	0- 0	0- 0				

RPI 1-25				RPI 26-50				RPI 51-100				RPI 101+ Team's RPI: 256			
RPI	S	Opponent	Score	RPI	S	Opponent	Score	RPI	S	Opponent	Score	RPI	S	Opponent	Score
14	A	Gonzaga	44 <b>71</b>	28	A	BYU	68 <b>80</b>	56	A	Saint Mary's (CA)	60 <b>74</b>	102	A	Pepperdine	65 <b>88</b>
14	H	Gonzaga	61 <b>86</b>	28	H	BYU	56 <b>65</b>	56	H	Saint Mary's (CA)	49 <b>80</b>	102	H	Pepperdine	55 <b>74</b>
				38	H	California	53 <b>70</b>	95	A	Pacific	47 <b>79</b>	106	A	Minnesota	48 <b>53</b>
								95	H	Pacific	53 <b>70</b>	109	A	Loyola Marymount	57 <b>83</b>
												109	H	Loyola Marymount	52 <b>69</b>
												169	A	Santa Clara	57 49
												178	A	Portland	74 <b>96</b>
												178	H	Portland	60 <b>69</b>
												201	H	Dartmouth	78 76
												226	H	San Diego St.	72 71
												232	H	Hawaii	58 50
												246	A	San Francisco	57 <b>68</b>
												275	A	Long Beach St.	60 56
												285	H	Cleveland St.	83 82
												286	A	Southern Utah	59 <b>69</b>
												305	A	UTSA	77 <b>87</b>
												309	H	San Jose St.	83 79
LAST 12 Division I GAMES:															
28	A	BYU	68 <b>80</b>	102	A	Pepperdine	65 <b>88</b>								
178	A	Portland	74 <b>96</b>	28	H	BYU	56 <b>65</b>								
14	A	Gonzaga	44 <b>71</b>	14	H	Gonzaga	61 <b>86</b>								
56	H	Saint Mary's (CA)	49 <b>80</b>	178	H	Portland	60 <b>69</b>								
95	H	Pacific	53 <b>70</b>	95	A	Pacific	47 <b>79</b>								
109	A	Loyola Marymount	57 <b>83</b>	56	A	Saint Mary's (CA)	60 <b>74</b>								

Non-Div I Games: Cal St. San B'dino 76 58

San Diego

■ Loss, 
 ■ Non-Conf, 
 ■ S Site, 
 ■ Home 
 ■ Away 
 N Neutral

Average RPI Win:	<b>234</b>	WON-LOST	WINNING	LAST 10	STRENGTH OF	OPP. STRENGTH	TEAM	ADJ.	CONF.	ADJ CONF.
Average RPI Loss:	<b>148</b>	RECORD	PCT. RANK	GAMES	SCHEDULE	OF SCHEDULE	RPI	RPI	RPI	RPI
DIV. I ONLY	<b>10- 15</b>	<b>230</b>	<b>0- 1</b>	<b>191</b>	<b>177</b>	<b>226</b>	<b>226</b>	<b>15</b>	<b>15</b>	
DIV. I NON-CONF.	<b>5- 6</b>	<b>177</b>	<b>0- 0</b>	<b>267</b>	<b>245</b>	<b>238</b>	<b>238</b>	<b>13</b>	<b>13</b>	
TOTALS	RPI 1-25	RPI 26-50	W-L RECORDS	RPI 51-100	RPI 101-150	RPI 150+				
10- 15	0- 0	1- 3	OVERALL	0- 3	0- 2	9- 7				
7- 6	0- 0	1- 1	HOME	0- 2	0- 1	6- 2				
3- 9	0- 0	0- 2	AWAY	0- 1	0- 1	3- 5				
0- 0	0- 0	0- 0	NEUTRAL	0- 0	0- 0	0- 0				
5- 6	0- 0	0- 1	NON-CONFERENCE	0- 1	0- 1	5- 3				
3- 3	0- 0	0- 1	HOME	0- 1	0- 0	3- 1				
2- 3	0- 0	0- 0	AWAY	0- 0	0- 1	2- 2				
0- 0	0- 0	0- 0	NEUTRAL	0- 0	0- 0	0- 0				
5- 9	0- 0	1- 2	CONFERENCE	0- 2	0- 1	4- 4				
4- 3	0- 0	1- 0	HOME	0- 1	0- 1	3- 1				
1- 6	0- 0	0- 2	AWAY	0- 1	0- 0	1- 3				
0- 0	0- 0	0- 0	NEUTRAL	0- 0	0- 0	0- 0				

RPI S	Opponent	Score	RPI S	Opponent	Score	RPI S	Opponent	Score	RPI S	Opponent	Score	Team's RPI: 226
46	A Wyoming	45 <b>87</b>	48	A New Mexico	62 <b>70</b>	57	A Boise St.	67 <b>91</b>	110	H Fresno St.	81 <b>87</b>	
48	H New Mexico	61 59	49	H TCU	64 <b>81</b>	57	H Boise St.	66 <b>69</b>	150	A CSUN	74 <b>77</b>	
						72	H Arizona	60 <b>69</b>	169	A Santa Clara	43 <b>60</b>	
									177	A UC Irvine	78 70	
									189	A Utah St.	56 54	
									200	A UNLV	57 <b>71</b>	
									200	H UNLV	49 <b>62</b>	
									218	A Nevada	69 <b>74</b>	
									232	H Hawaii	58 57	
									250	H California Baptist	83 67	
									256	A San Diego	71 <b>72</b>	
									266	A Cal St. Fullerton	83 72	
									276	H Colorado St.	54 45	
									291	A Air Force	66 <b>75</b>	
									291	H Air Force	70 61	
									299	H UC Santa Barbara	58 <b>63</b>	
									302	H Incarnate Word	81 38	
									309	H San Jose St.	69 68	
LAST 12 Division I GAMES:												
200	H UNLV	49 <b>62</b>	309	H San Jose St.	69 68							
218	A Nevada	69 <b>74</b>	291	A Air Force	66 <b>75</b>							
57	A Boise St.	67 <b>91</b>	200	A UNLV	57 <b>71</b>							
276	H Colorado St.	54 45	110	H Fresno St.	81 <b>87</b>							
189	A Utah St.	56 54	48	A New Mexico	62 <b>70</b>							
48	H New Mexico	61 59	291	H Air Force	70 61							

Non-Div I Games:

San Diego St.



## San Francisco

Through Games Of Feb. 25, 2019

Average RPI Win:	266	WON-LOST	WINNING	LAST 10	STRENGTH OF	OPP. STRENGTH	TEAM	ADJ.	CONF.	ADJ CONF.
Average RPI Loss:	99	RECORD	PCT. RANK	GAMES	SCHEDULE	OF SCHEDULE	RPI	RPI	RPI	RPI
DIV. I ONLY	6- 21	309	0- 1	96	95	246	246	8	8	
DIV. I NON-CONF.	4- 7	228	0- 0	202	177	230	230	7	7	
TOTALS	RPI 1-25	RPI 26-50	W-L RECORDS	RPI 51-100	RPI 101-150	RPI 150+				
6- 21	0- 3	0- 1	OVERALL	0- 7	0- 6	6- 4				
2- 11	0- 1	0- 1	HOME	0- 4	0- 3	2- 2				
2- 9	0- 2	0- 0	AWAY	0- 3	0- 3	2- 1				
2- 1	0- 0	0- 0	NEUTRAL	0- 0	0- 0	2- 1				
4- 7	0- 1	0- 0	NON-CONFERENCE	0- 3	0- 2	4- 1				
1- 3	0- 0	0- 0	HOME	0- 2	0- 1	1- 0				
1- 3	0- 1	0- 0	AWAY	0- 1	0- 1	1- 0				
2- 1	0- 0	0- 0	NEUTRAL	0- 0	0- 0	2- 1				
2- 14	0- 2	0- 1	CONFERENCE	0- 4	0- 4	2- 3				
1- 8	0- 1	0- 1	HOME	0- 2	0- 2	1- 2				
1- 6	0- 1	0- 0	AWAY	0- 2	0- 2	1- 1				
0- 0	0- 0	0- 0	NEUTRAL	0- 0	0- 0	0- 0				

RPI 1-25				RPI 26-50				RPI 51-100				RPI 101+ Team's RPI: 246			
RPI	S	Opponent	Score	RPI	S	Opponent	Score	RPI	S	Opponent	Score	RPI	S	Opponent	Score
4	A	Stanford	62 96	28	H	BYU	59 67	56	A	Saint Mary's (CA)	63 88	102	A	Pepperdine	50 69
14	A	Gonzaga	51 78					56	H	Saint Mary's (CA)	65 80	102	H	Pepperdine	66 72
14	H	Gonzaga	44 64					82	H	UC Davis	68 70	108	H	Northern Colo.	63 68
								88	A	Idaho	63 70	109	A	Loyola Marymount	58 66
								94	H	UT Arlington	73 80	109	H	Loyola Marymount	66 73
								95	A	Pacific	48 74	145	A	Washington St.	61 91
								95	H	Pacific	75 85	169	A	Santa Clara	57 49
												169	H	Santa Clara	66 71
												178	A	Portland	73 78
												178	H	Portland	66 69
												233	A	Sacramento St.	86 75
												252	N	North Dakota	97 100
												256	H	San Diego	68 57
												309	H	San Jose St.	85 63
												313	N	Cal Poly	65 62
												317	N	North Dakota St.	75 42
LAST 12 Division I GAMES:															
14	H	Gonzaga	44 64	169	A	Santa Clara	57 49								
178	H	Portland	66 69	178	A	Portland	73 78								
56	A	Saint Mary's (CA)	63 88	14	A	Gonzaga	51 78								
95	A	Pacific	48 74	95	H	Pacific	75 85								
109	H	Loyola Marymount	66 73	56	H	Saint Mary's (CA)	65 80								
102	H	Pepperdine	66 72	102	A	Pepperdine	50 69								

Non-Div I Games:

San Francisco

■ Loss, 
 ■ Non-Conf, 
 ■ S Site, 
 ■ Home 
 ■ A Away 
 N Neutral

Average RPI Win:	255	WON-LOST	WINNING	LAST 10	STRENGTH OF	OPP. STRENGTH	TEAM	ADJ.	CONF.	ADJ CONF.
Average RPI Loss:	156	RECORD	PCT. RANK	GAMES	SCHEDULE	OF SCHEDULE	RPI	RPI	RPI	RPI
DIV. I ONLY	4- 20	325	1- 0	198	151	309	309	15	15	
DIV. I NON-CONF.	1- 9	326	0- 0	231	169	335	335	13	13	
TOTALS	RPI 1-25	RPI 26-50	W-L RECORDS	RPI 51-100	RPI 101-150	RPI 150+				
4- 20	0- 0	0- 2	OVERALL	0- 4	0- 3	4- 11				
3- 8	0- 0	0- 2	HOME	0- 2	0- 0	3- 4				
1- 12	0- 0	0- 0	AWAY	0- 2	0- 3	1- 7				
0- 0	0- 0	0- 0	NEUTRAL	0- 0	0- 0	0- 0				
1- 9	0- 0	0- 0	NON-CONFERENCE	0- 2	0- 2	1- 5				
1- 3	0- 0	0- 0	HOME	0- 1	0- 0	1- 2				
0- 6	0- 0	0- 0	AWAY	0- 1	0- 2	0- 3				
0- 0	0- 0	0- 0	NEUTRAL	0- 0	0- 0	0- 0				
3- 11	0- 0	0- 2	CONFERENCE	0- 2	0- 1	3- 6				
2- 5	0- 0	0- 2	HOME	0- 1	0- 0	2- 2				
1- 6	0- 0	0- 0	AWAY	0- 1	0- 1	1- 4				
0- 0	0- 0	0- 0	NEUTRAL	0- 0	0- 0	0- 0				

RPI 1-25				RPI 26-50				RPI 51-100				RPI 101+				Team's RPI: 309	
RPI	S	Opponent	Score	RPI	S	Opponent	Score	RPI	S	Opponent	Score	RPI	S	Opponent	Score		
				46	H	Wyoming	56 70	57	A	Boise St.	68 99	110	A	Fresno St.	48 77		
				48	H	New Mexico	60 79	57	H	Boise St.	69 83	124	A	Portland St.	51 80		
								86	A	Nebraska	63 96	150	A	CSUN	40 76		
								95	H	Pacific	67 91	165	A	Colorado	64 76		
												169	H	Santa Clara	56 62		
												177	H	UC Irvine	66 74		
												189	A	Utah St.	49 82		
												189	H	Utah St.	68 59		
												200	A	UNLV	70 74		
												200	H	UNLV	43 53		
												218	H	Nevada	49 52		
												226	A	San Diego St.	68 69		
												246	A	San Francisco	63 85		
												256	A	San Diego	79 83		
												265	H	CSU Bakersfield	82 72		
												276	A	Colorado St.	78 70		
												291	A	Air Force	77 88		
												291	H	Air Force	73 60		
LAST 12 Division I GAMES:																	
				291	H	Air Force	73 60	189	H	Utah St.	68 59						
				276	A	Colorado St.	78 70	291	A	Air Force	77 88						
				200	A	UNLV	70 74	46	H	Wyoming	56 70						
				48	H	New Mexico	60 79	200	H	UNLV	43 53						
				57	H	Boise St.	69 83	189	A	Utah St.	49 82						
				226	A	San Diego St.	68 69	57	A	Boise St.	68 99						

Non-Div I Games: San Fran. St. 66 73

San Jose St.

Santa Clara

Through Games Of Feb. 25, 2019

Average RPI Win:	203	WON-LOST	WINNING	LAST 10	STRENGTH OF	OPP. STRENGTH	TEAM	ADJ.	CONF.	ADJ CONF.
Average RPI Loss:	94	RECORD	PCT. RANK	GAMES	SCHEDULE	OF SCHEDULE	RPI	RPI	RPI	RPI
DIV. I ONLY	11- 15	220	1- 0	95	96	169	169	8	8	
DIV. I NON-CONF.	6- 4	125	0- 0	182	190	131	131	7	7	
TOTALS	RPI 1-25	RPI 26-50	W-L RECORDS	RPI 51-100	RPI 101-150	RPI 150+				
11- 15	0- 3	0- 2	OVERALL	2- 3	1- 5	8- 2				
5- 9	0- 1	0- 1	HOME	1- 2	0- 3	4- 2				
6- 6	0- 2	0- 1	AWAY	1- 1	1- 2	4- 0				
0- 0	0- 0	0- 0	NEUTRAL	0- 0	0- 0	0- 0				
6- 4	0- 1	0- 1	NON-CONFERENCE	1- 0	0- 2	5- 0				
4- 1	0- 0	0- 0	HOME	1- 0	0- 1	3- 0				
2- 3	0- 1	0- 1	AWAY	0- 0	0- 1	2- 0				
0- 0	0- 0	0- 0	NEUTRAL	0- 0	0- 0	0- 0				
5- 11	0- 2	0- 1	CONFERENCE	1- 3	1- 3	3- 2				
1- 8	0- 1	0- 1	HOME	0- 2	0- 2	1- 2				
4- 3	0- 1	0- 0	AWAY	1- 1	1- 1	2- 0				
0- 0	0- 0	0- 0	NEUTRAL	0- 0	0- 0	0- 0				

RPI 1-25				RPI 26-50				RPI 51-100				RPI 101+ Team's RPI: 169			
RPI	S	Opponent	Score	RPI	S	Opponent	Score	RPI	S	Opponent	Score	RPI	S	Opponent	Score
14	A	Gonzaga	61 78	28	H	BYU	44 54	56	A	Saint Mary's (CA)	68 81	102	A	Pepperdine	48 74
14	H	Gonzaga	61 74	50	A	Southern California	46 77	56	H	Saint Mary's (CA)	59 83	102	H	Pepperdine	74 76
21	A	Oregon St.	31 82					69	H	Missouri St.	77 73	109	A	Loyola Marymount	83 75
								95	A	Pacific	88 83	109	H	Loyola Marymount	60 69
								95	H	Pacific	70 74	110	A	Fresno St.	53 80
												150	H	CSUN	38 53
												178	A	Portland	72 66
												178	H	Portland	106 68
												218	H	Nevada	56 48
												226	H	San Diego St.	60 43
												246	A	San Francisco	71 66
												246	H	San Francisco	49 57
												256	H	San Diego	49 57
												266	A	Cal St. Fullerton	64 60
												309	A	San Jose St.	62 56
												335	H	Grand Canyon	75 55
LAST 12 Division I GAMES:															
178	H	Portland	106 68	246	H	San Francisco	49 57								
14	H	Gonzaga	61 74	14	A	Gonzaga	61 78								
95	A	Pacific	88 83	178	A	Portland	72 66								
56	A	Saint Mary's (CA)	68 81	56	H	Saint Mary's (CA)	59 83								
102	H	Pepperdine	74 76	95	H	Pacific	70 74								
109	H	Loyola Marymount	60 69	109	A	Loyola Marymount	83 75								

Non-Div I Games: Sonoma St. 98 38

Santa Clara

Loss, Non-Conf, S Site, H Home A Away N Neutral

Average RPI Win:	328	WON-LOST	WINNING	LAST 10	STRENGTH OF	OPP. STRENGTH	TEAM	ADJ.	CONF.	ADJ CONF.
Average RPI Loss:	241	RECORD	PCT. RANK	GAMES	SCHEDULE	OF SCHEDULE	RPI	RPI	RPI	RPI
DIV. I ONLY	4- 17	321	0- 1	351	324	349	349	32	32	
DIV. I NON-CONF.	0- 7	336	0- 0	234	138	341	341	32	32	
TOTALS	RPI 1-25	RPI 26-50	W-L RECORDS	RPI 51-100	RPI 101-150	RPI 150+				
4- 17	0- 1	0- 1	OVERALL	0- 0	0- 0	4- 15				
2- 8	0- 0	0- 0	HOME	0- 0	0- 0	2- 8				
2- 9	0- 1	0- 1	AWAY	0- 0	0- 0	2- 7				
0- 0	0- 0	0- 0	NEUTRAL	0- 0	0- 0	0- 0				
0- 7	0- 1	0- 1	NON-CONFERENCE	0- 0	0- 0	0- 5				
0- 3	0- 0	0- 0	HOME	0- 0	0- 0	0- 3				
0- 4	0- 1	0- 1	AWAY	0- 0	0- 0	0- 2				
0- 0	0- 0	0- 0	NEUTRAL	0- 0	0- 0	0- 0				
4- 10	0- 0	0- 0	CONFERENCE	0- 0	0- 0	4- 10				
2- 5	0- 0	0- 0	HOME	0- 0	0- 0	2- 5				
2- 5	0- 0	0- 0	AWAY	0- 0	0- 0	2- 5				
0- 0	0- 0	0- 0	NEUTRAL	0- 0	0- 0	0- 0				

RPI 1-25				RPI 26-50				RPI 51-100				RPI 101+ Team's RPI: 349			
RPI	S	Opponent	Score	RPI	S	Opponent	Score	RPI	S	Opponent	Score	RPI	S	Opponent	Score
25	A	DePaul	61 124	29	A	South Dakota St.	49 97					192	A	N.C. A&T	69 73
												193	A	UMES	46 78
												205	A	Ole Miss	51 74
												206	H	Bethune-Cookman	47 68
												231	H	Jacksonville	58 68
												243	H	Texas Southern	41 65
												255	A	Wichita St.	50 66
												264	H	Norfolk St.	42 78
												283	H	Ga. Southern	71 82
												301	H	South Carolina St.	60 71
												307	A	Morgan St.	47 63
												307	H	Morgan St.	53 35
												328	A	Coppin St.	76 70
												328	H	Coppin St.	68 57
												339	A	N.C. Central	65 77
												339	H	N.C. Central	67 71
												342	A	Delaware St.	58 66
												347	A	Florida A&M	54 50
												347	H	Florida A&M	55 60
LAST 12 Division I GAMES:															
192	A	N.C. A&T	69 73	193	A	UMES	46 78								
339	A	N.C. Central	65 77	342	A	Delaware St.	58 66								
206	H	Bethune-Cookman	47 68	339	H	N.C. Central	67 71								
347	H	Florida A&M	55 60	301	H	South Carolina St.	60 71								
307	H	Morgan St.	53 35	264	H	Norfolk St.	42 78								
328	H	Coppin St.	68 57	347	A	Florida A&M	54 50								

Non-Div I Games: Carver 101 49 Wesleyan (GA) 155 26

Savannah St.

SeatleUSeatleU

Seattle U

Page 261

Average RPI Win:	193	WON-LOST	WINNING	LAST 10	STRENGTH OF	OPP. STRENGTH	TEAM	ADJ.	CONF.	ADJ CONF.
Average RPI Loss:	69	RECORD	PCT. RANK	GAMES	SCHEDULE	OF SCHEDULE	RPI	RPI	RPI	RPI
DIV. I ONLY	14- 14	170	0- 1	89	74	140	140	6	6	
DIV. I NON-CONF.	8- 3	72	0- 0	266	243	120	120	5	5	
TOTALS	RPI 1-25	RPI 26-50	W-L RECORDS	RPI 51-100	RPI 101-150	RPI 150+				
14- 14	1- 4	0- 2	OVERALL	3- 4	3- 2	7- 2				
11- 4	0- 2	0- 0	HOME	2- 1	3- 0	6- 1				
2- 9	1- 2	0- 1	AWAY	1- 3	0- 2	0- 1				
1- 1	0- 0	0- 1	NEUTRAL	0- 0	0- 0	1- 0				
8- 3	0- 1	0- 2	NON-CONFERENCE	1- 0	0- 0	7- 0				
6- 0	0- 0	0- 0	HOME	0- 0	0- 0	6- 0				
1- 2	0- 1	0- 1	AWAY	1- 0	0- 0	0- 0				
1- 1	0- 0	0- 1	NEUTRAL	0- 0	0- 0	1- 0				
6- 11	1- 3	0- 0	CONFERENCE	2- 4	3- 2	0- 2				
5- 4	0- 2	0- 0	HOME	2- 1	3- 0	0- 1				
1- 7	1- 1	0- 0	AWAY	0- 3	0- 2	0- 1				
0- 0	0- 0	0- 0	NEUTRAL	0- 0	0- 0	0- 0				

RPI 1-25				RPI 26-50				RPI 51-100				RPI 101+ Team's RPI: 140			
RPI	S	Opponent	Score	RPI	S	Opponent	Score	RPI	S	Opponent	Score	RPI	S	Opponent	Score
5	A	UConn	61 99	33	A	UCLA	62 78	53	A	Villanova	68 73	104	H	St. John's (NY)	77 67
10	A	Marquette	60 96	40	N	Georgia Tech	73 84	53	H	Villanova	66 70	105	A	Creighton	71 80
10	H	Marquette	63 109					55	A	Butler	59 62	105	H	Creighton	82 75
25	A	DePaul	84 73					55	H	Butler	83 62	111	A	Providence	75 82
25	H	DePaul	85 94					76	A	Princeton	70 66	111	H	Providence	79 73
								93	A	Georgetown	43 51	186	A	Xavier	62 63
								93	H	Georgetown	76 63	186	H	Xavier	76 80
												263	H	St. Francis Brooklyn	100 77
												293	H	Kennesaw St.	102 80
												303	N	UNC Greensboro	71 64
												305	H	UTSA	84 53
												311	H	Wagner	95 40
												324	H	UMass Lowell	90 57
												340	H	Saint Peter's	90 47
LAST 12 Division I GAMES:															
53	A	Villanova	68 73	55	H	Butler	83 62								
93	A	Georgetown	43 51	186	H	Xavier	76 80								
10	H	Marquette	63 109	93	H	Georgetown	76 63								
25	H	DePaul	85 94	53	H	Villanova	66 70								
105	A	Creighton	71 80	25	A	DePaul	84 73								
111	A	Providence	75 82	10	A	Marquette	60 96								

Non-Div I Games:

Seton Hall

■ Loss, 
 ■ Non-Conf, 
 ■ S Site, 
 ■ H Home 
 ■ A Away 
 N Neutral

S  
i  
e  
n  
aS  
i  
e  
n  
a

### Non-Div I Games:

South Alabama

Through Games Of Feb. 25, 2019

Average RPI Win:	219	WON-LOST	WINNING	LAST 10	STRENGTH OF	OPP. STRENGTH	TEAM	ADJ.	CONF.	ADJ CONF.
Average RPI Loss:	121	RECORD	PCT. RANK	GAMES	SCHEDULE	OF SCHEDULE	RPI	RPI	RPI	RPI
DIV. I ONLY	17- 6	57	1- 0	232	142	100	100	12	12	
DIV. I NON-CONF.	9- 0	1	1- 0	292	249	51	51	14	14	
TOTALS	RPI 1-25	RPI 26-50	W-L RECORDS	RPI 51-100	RPI 101-150	RPI 150+				
17- 6	0- 0	0- 0	OVERALL	1- 3	4- 1	12- 2				
8- 2	0- 0	0- 0	HOME	1- 1	1- 0	6- 1				
8- 4	0- 0	0- 0	AWAY	0- 2	2- 1	6- 1				
1- 0	0- 0	0- 0	NEUTRAL	0- 0	1- 0	0- 0				
9- 0	0- 0	0- 0	NON-CONFERENCE	0- 0	2- 0	7- 0				
3- 0	0- 0	0- 0	HOME	0- 0	0- 0	3- 0				
5- 0	0- 0	0- 0	AWAY	0- 0	1- 0	4- 0				
1- 0	0- 0	0- 0	NEUTRAL	0- 0	1- 0	0- 0				
8- 6	0- 0	0- 0	CONFERENCE	1- 3	2- 1	5- 2				
5- 2	0- 0	0- 0	HOME	1- 1	1- 0	3- 1				
3- 4	0- 0	0- 0	AWAY	0- 2	1- 1	2- 1				
0- 0	0- 0	0- 0	NEUTRAL	0- 0	0- 0	0- 0				

RPI 1-25			RPI 26-50			RPI 51-100			Team's RPI: 100	RPI 101+		
RPI	S	Opponent	Score	RPI	S	Opponent	Score	RPI	S	Opponent	Score	
						68	A Little Rock	44	47	134	A Georgia St.	68 59
						68	H Little Rock	42	65	134	H Georgia St.	62 59
						96	A Troy	58	66	142	A Appalachian St.	63 71
						96	H Troy	80	77	146	N New Mexico St.	68 67
										147	A Alabama	72 67
										162	A Coastal Caro.	88 78
										174	A Southern U.	53 49
										175	A Arkansas St.	58 69
										175	H Arkansas St.	64 77
										181	H Southern Miss.	77 68
										254	H ETSU	81 74
										257	H Alabama St.	77 65
										258	H Louisiana	83 60
										280	A Central Ark.	58 50
										283	A Ga. Southern	69 53
										283	H Ga. Southern	73 60
										297	A Tennessee St.	78 56
										315	A FIU	84 77
										316	H La.-Monroe	77 49
LAST 12 Division I GAMES:												
315	A	FIU	84 77	96	H	Troy	80 77					
96	A	Troy	58 66	316	H	La.-Monroe	77 49					
134	H	Georgia St.	62 59	258	H	Louisiana	83 60					
283	H	Ga. Southern	73 60	283	A	Ga. Southern	69 53					
68	A	Little Rock	44 47	134	A	Georgia St.	68 59					
175	A	Arkansas St.	58 69	68	H	Little Rock	42 65					

Non-Div I Games: Faulkner 97 40 Spring Hill 75 57

South Alabama

Loss, Non-Conf, S Site, H Home A Away N Neutral



# South Carolina

Through Games Of Feb. 25, 2019

Average RPI Win:	131	WON-LOST	WINNING	LAST 10	STRENGTH OF	OPP. STRENGTH	TEAM	ADJ.	CONF.	ADJ CONF.
Average RPI Loss:	13	RECORD	PCT. RANK	GAMES	SCHEDULE	OF SCHEDULE	RPI	RPI	RPI	RPI
DIV. I ONLY	20- 7	49	0- 1	16	21	15	15	4	4	
DIV. I NON-CONF.	8- 5	119	0- 1	16	16	36	36	4	4	
TOTALS	RPI 1-25	RPI 26-50	W-L RECORDS	RPI 51-100	RPI 101-150	RPI 150+				
20- 7	2- 7	3- 0	OVERALL	4- 0	3- 0	8- 0				
11- 3	0- 3	2- 0	HOME	1- 0	3- 0	5- 0				
8- 2	2- 2	1- 0	AWAY	3- 0	0- 0	2- 0				
1- 2	0- 2	0- 0	NEUTRAL	0- 0	0- 0	1- 0				
8- 5	0- 5	1- 0	NON-CONFERENCE	1- 0	2- 0	4- 0				
5- 2	0- 2	1- 0	HOME	0- 0	2- 0	2- 0				
2- 1	0- 1	0- 0	AWAY	1- 0	0- 0	1- 0				
1- 2	0- 2	0- 0	NEUTRAL	0- 0	0- 0	1- 0				
12- 2	2- 2	2- 0	CONFERENCE	3- 0	1- 0	4- 0				
6- 1	0- 1	1- 0	HOME	1- 0	1- 0	3- 0				
6- 1	2- 1	1- 0	AWAY	2- 0	0- 0	1- 0				
0- 0	0- 0	0- 0	NEUTRAL	0- 0	0- 0	0- 0				

RPI	S	Opponent	Score	RPI	S	Opponent	Score	RPI	S	Opponent	Score	RPI	S	Opponent	Score
2	H	Baylor	69 94	30	H	Missouri	79 65	67	A	LSU	76 53	123	H	Dayton	65 55
5	A	UConn	79 97	41	H	Clemson	69 57	73	A	Purdue	82 73	142	H	Appalachian St.	80 50
9	A	Mississippi St.	74 89	43	A	Tennessee	82 67	89	A	Arkansas	87 79	147	H	Alabama	62 59
13	H	Maryland	61 85					97	H	Georgia	65 57	161	H	Temple	88 60
17	A	Kentucky	74 70									196	H	Vanderbilt	80 69
17	H	Kentucky	57 65									205	H	Ole Miss	76 42
21	N	Oregon St.	68 70									214	H	Furman	66 53
22	A	Texas A&M	60 57									220	A	Florida	96 77
24	N	Drake	85 90									220	H	Florida	71 40
												254	N	ETSU	101 55
												257	A	Alabama St.	94 38
LAST 12 Division I GAMES:															
24	N	Drake	85 90	5	A	UConn	79 97								
21	N	Oregon St.	68 70	205	H	Ole Miss	76 42								
43	A	Tennessee	82 67	89	A	Arkansas	87 79								
17	H	Kentucky	57 65	17	A	Kentucky	74 70								
220	A	Florida	96 77	196	H	Vanderbilt	80 69								
97	H	Georgia	65 57	30	H	Missouri	79 65								

Non-Div I Games:

South Carolina

Loss, Non-Conf, S Site, H Home A Away N Neutral

Average RPI Win:	314	WON-LOST	WINNING	LAST 10	STRENGTH OF	OPP. STRENGTH	TEAM	ADJ.	CONF.	ADJ CONF.
Average RPI Loss:	207	RECORD	PCT. RANK	GAMES	SCHEDULE	OF SCHEDULE	RPI	RPI	RPI	RPI
DIV. I ONLY	12- 14	195	1- 0	349	329	301	301	32	32	
DIV. I NON-CONF.	5- 7	206	1- 0	331	277	289	289	32	32	
TOTALS	RPI 1-25	RPI 26-50	W-L RECORDS	RPI 51-100	RPI 101-150	RPI 150+				
12- 14	0- 0	0- 0	OVERALL	0- 2	0- 1	12- 11				
6- 5	0- 0	0- 0	HOME	0- 0	0- 0	6- 5				
6- 7	0- 0	0- 0	AWAY	0- 2	0- 0	6- 5				
0- 2	0- 0	0- 0	NEUTRAL	0- 0	0- 1	0- 1				
5- 7	0- 0	0- 0	NON-CONFERENCE	0- 2	0- 1	5- 4				
3- 1	0- 0	0- 0	HOME	0- 0	0- 0	3- 1				
2- 4	0- 0	0- 0	AWAY	0- 2	0- 0	2- 2				
0- 2	0- 0	0- 0	NEUTRAL	0- 0	0- 1	0- 1				
7- 7	0- 0	0- 0	CONFERENCE	0- 0	0- 0	7- 7				
3- 4	0- 0	0- 0	HOME	0- 0	0- 0	3- 4				
4- 3	0- 0	0- 0	AWAY	0- 0	0- 0	4- 3				
0- 0	0- 0	0- 0	NEUTRAL	0- 0	0- 0	0- 0				

RPI 1-25				RPI 26-50				RPI 51-100				RPI 101+				Team's RPI: 301	
RPI	S	Opponent	Score	RPI	S	Opponent	Score	RPI	S	Opponent	Score	RPI	S	Opponent	Score		
								72	A	Arizona	32	73	128	N	Wake Forest	44	58
								85	A	Radford	31	61	162	A	Coastal Caro.	44	57
												192	A	N.C. A&T	52	59	
												192	H	N.C. A&T	44	58	
												193	A	UMES	43	63	
												200	H	UNLV	58	49	
												206	H	Bethune-Cookman	64	69	
												223	H	Howard	72	63	
												223	N	East Carolina	63	71	
												264	H	Norfolk St.	50	57	
												279	H	Winthrop	50	58	
												288	A	Col. of Charleston	51	75	
												300	H	Charleston So.	67	58	
												307	A	Morgan St.	51	62	
												307	H	Morgan St.	61	63	
												328	A	Coppin St.	75	59	
												328	H	Coppin St.	60	55	
												330	A	Presbyterian	57	48	
												338	A	Western Caro.	54	39	
												339	A	N.C. Central	72	60	
												342	A	Delaware St.	63	60	
												344	H	USC Upstate	71	66	
												347	H	Florida A&M	61	48	
												349	A	Savannah St.	71	60	
LAST 12 Division I GAMES:																	
200	H	UNLV	58	49	307	H	Morgan St.	61	63								
339	A	N.C. Central	72	60	342	A	Delaware St.	63	60								
192	A	N.C. A&T	52	59	193	A	UMES	43	63								
347	H	Florida A&M	61	48	349	A	Savannah St.	71	60								
206	H	Bethune-Cookman	64	69	264	H	Norfolk St.	50	57								
328	H	Coppin St.	60	55	223	H	Howard	72	63								

Non-Div I Games: Voorhees 88 61 UNKNOWN 67 51

South Carolina St.

Loss, Non-Conf, S Site, H Home A Away N Neutral

South Dakota

Through Games Of Feb. 25, 2019

Average RPI Win:	191	WON-LOST	WINNING	LAST 10	STRENGTH OF	OPP. STRENGTH	TEAM	ADJ.	CONF.	ADJ CONF.
Average RPI Loss:	66	RECORD	PCT. RANK	GAMES	SCHEDULE	OF SCHEDULE	RPI	RPI	RPI	RPI
DIV. I ONLY	22- 4	13	0- 1	153	124	34	34	19	19	
DIV. I NON-CONF.	10- 2	37	0- 0	56	18	15	15	19	19	
TOTALS	RPI 1-25	RPI 26-50	W-L RECORDS	RPI 51-100	RPI 101-150	RPI 150+				
22- 4	1- 1	2- 1	OVERALL	2- 1	2- 0	15- 1				
9- 0	1- 0	1- 0	HOME	1- 0	0- 0	6- 0				
10- 3	0- 1	1- 1	AWAY	1- 0	1- 0	7- 1				
3- 1	0- 0	0- 0	NEUTRAL	0- 1	1- 0	2- 0				
10- 2	1- 1	1- 0	NON-CONFERENCE	2- 1	2- 0	4- 0				
3- 0	1- 0	0- 0	HOME	1- 0	0- 0	1- 0				
4- 1	0- 1	1- 0	AWAY	1- 0	1- 0	1- 0				
3- 1	0- 0	0- 0	NEUTRAL	0- 1	1- 0	2- 0				
12- 2	0- 0	1- 1	CONFERENCE	0- 0	0- 0	11- 1				
6- 0	0- 0	1- 0	HOME	0- 0	0- 0	5- 0				
6- 2	0- 0	0- 1	AWAY	0- 0	0- 0	6- 1				
0- 0	0- 0	0- 0	NEUTRAL	0- 0	0- 0	0- 0				

RPI 1-25			RPI 26-50			Team's RPI: 34	RPI 51-100			RPI 101+		
RPI	S	Opponent	Score	RPI	S	Opponent	Score	RPI	S	Opponent	Score	
11	H	Iowa St.	64 59	29	A	South Dakota St.	78 82	51	N	Indiana	60 68	105 A Creighton 77 65
24	A	Drake	64 76	29	H	South Dakota St.	105 98	69	A	Missouri St.	85 74	109 N Loyola Marymount 67 40
				30	A	Missouri	74 61	74	H	Green Bay	55 49	159 A Denver 99 104
												159 H Denver 73 58
												167 A Oral Roberts 76 72
												167 H Oral Roberts 75 64
												171 A Montana 64 41
												202 N Grambling 67 53
												238 A Western Ill. 83 61
												238 H Western Ill. 92 49
												252 A North Dakota 80 50
												255 N Wichita St. 73 64
												302 H Incarnate Word 96 43
												317 A North Dakota St. 67 41
												322 A Omaha 80 49
												322 H Omaha 78 33
												334 A Purdue Fort Wayne 71 49
												334 H Purdue Fort Wayne 69 51
LAST 12 Division I GAMES:												
29	A	South Dakota St.	78 82	238	H	Western Ill.	92 49					
159	H	Denver	73 58	252	A	North Dakota	80 50					
238	A	Western Ill.	83 61	322	A	Omaha	80 49					
167	H	Oral Roberts	75 64	167	A	Oral Roberts	76 72					
322	H	Omaha	78 33	334	H	Purdue Fort Wayne	69 51					
334	A	Purdue Fort Wayne	71 49	29	H	South Dakota St.	105 98					

Non-Div I Games: St. Mary (NE) 112 52 Bellevue 79 40

South Dakota

Loss, Non-Conf, S Site, H Home A Away N Neutral

Average RPI Win:	196	WON-LOST	WINNING	LAST 10	STRENGTH OF	OPP. STRENGTH	TEAM	ADJ.	CONF.	ADJ CONF.
Average RPI Loss:	24	RECORD	PCT. RANK	GAMES	SCHEDULE	OF SCHEDULE	RPI	RPI	RPI	RPI
DIV. I ONLY	22- 6	32	1- 0	67	136	29	29	19	19	
DIV. I NON-CONF.	8- 5	119	0- 0	5	14	19	19	19	19	
TOTALS	RPI 1-25	RPI 26-50	W-L RECORDS	RPI 51-100	RPI 101-150	RPI 150+				
22- 6	2- 3	1- 3	OVERALL	2- 0	2- 0	15- 0				
12- 1	1- 1	1- 0	HOME	2- 0	1- 0	7- 0				
10- 3	1- 1	0- 2	AWAY	0- 0	1- 0	8- 0				
0- 2	0- 1	0- 1	NEUTRAL	0- 0	0- 0	0- 0				
8- 5	2- 3	0- 2	NON-CONFERENCE	2- 0	2- 0	2- 0				
5- 1	1- 1	0- 0	HOME	2- 0	1- 0	1- 0				
3- 2	1- 1	0- 1	AWAY	0- 0	1- 0	1- 0				
0- 2	0- 1	0- 1	NEUTRAL	0- 0	0- 0	0- 0				
14- 1	0- 0	1- 1	CONFERENCE	0- 0	0- 0	13- 0				
7- 0	0- 0	1- 0	HOME	0- 0	0- 0	6- 0				
7- 1	0- 0	0- 1	AWAY	0- 0	0- 0	7- 0				
0- 0	0- 0	0- 0	NEUTRAL	0- 0	0- 0	0- 0				

RPI 1-25				RPI 26-50				Team's RPI: 29	RPI 51-100				RPI 101+			
RPI	S	Opponent	Score	RPI	S	Opponent	Score		RPI	S	Opponent	Score	RPI	S	Opponent	Score
2	N	Baylor	66 72	34	A	South Dakota	98 105		70	H	FGCU	80 62	105	H	Creighton	74 48
6	H	Oregon	79 87	34	H	South Dakota	82 78		74	H	Green Bay	77 47	135	A	Montana St.	88 67
10	A	Marquette	52 91	44	N	Buffalo	55 61						159	A	Denver	83 67
23	A	Central Mich.	80 71	46	A	Wyoming	70 77						159	H	Denver	76 59
24	H	Drake	80 71										163	A	Chattanooga	71 54
													167	A	Oral Roberts	74 65
													167	H	Oral Roberts	68 55
													238	A	Western Ill.	93 84
													252	A	North Dakota	66 48
													252	H	North Dakota	81 58
													317	A	North Dakota St.	88 48
													317	H	North Dakota St.	86 33
													322	A	Omaha	82 38
													322	H	Omaha	81 47
													334	A	Purdue Fort Wayne	85 52
													334	H	Purdue Fort Wayne	92 68
													349	H	Savannah St.	97 49
LAST 12 Division I GAMES:																
				34	H	South Dakota	82 78		159	A	Denver	83 67				
				334	H	Purdue Fort Wayne	92 68		322	H	Omaha	81 47				
				317	A	North Dakota St.	88 48		317	H	North Dakota St.	86 33				
				322	A	Omaha	82 38		252	A	North Dakota	66 48				
				252	H	North Dakota	81 58		167	H	Oral Roberts	68 55				
				167	A	Oral Roberts	74 65		159	H	Denver	76 59				

Non-Div I Games:

South Dakota St.

■ Loss, 
 ■ Non-Conf, S Site, 
 ■ Home 
 ■ Away 
 N Neutral

Average RPI Win:	187	WON-LOST	WINNING	LAST 10	STRENGTH OF	OPP. STRENGTH	TEAM	ADJ.	CONF.	ADJ CONF.
Average RPI Loss:	79	RECORD	PCT. RANK	GAMES	SCHEDULE	OF SCHEDULE	RPI	RPI	RPI	RPI
DIV. I ONLY	15- 12	144	1- 0	111	71	132	132	9	9	
DIV. I NON-CONF.	9- 5	104	0- 0	187	19	123	123	8	8	
TOTALS	RPI 1-25	RPI 26-50	W-L RECORDS	RPI 51-100	RPI 101-150	RPI 150+				
15- 12	0- 4	1- 1	OVERALL	1- 4	1- 1	12- 2				
10- 4	0- 1	0- 0	HOME	0- 2	1- 0	9- 1				
4- 4	0- 2	0- 0	AWAY	1- 1	0- 0	3- 1				
1- 4	0- 1	1- 1	NEUTRAL	0- 1	0- 1	0- 0				
9- 5	0- 1	1- 1	NON-CONFERENCE	1- 2	1- 1	6- 0				
7- 0	0- 0	0- 0	HOME	0- 0	1- 0	6- 0				
1- 1	0- 0	0- 0	AWAY	1- 1	0- 0	0- 0				
1- 4	0- 1	1- 1	NEUTRAL	0- 1	0- 1	0- 0				
6- 7	0- 3	0- 0	CONFERENCE	0- 2	0- 0	6- 2				
3- 4	0- 1	0- 0	HOME	0- 2	0- 0	3- 1				
3- 3	0- 2	0- 0	AWAY	0- 0	0- 0	3- 1				
0- 0	0- 0	0- 0	NEUTRAL	0- 0	0- 0	0- 0				

RPI 1-25				RPI 26-50				RPI 51-100				RPI 101+ Team's RPI: 132			
RPI	S	Opponent	Score	RPI	S	Opponent	Score	RPI	S	Opponent	Score	RPI	S	Opponent	Score
5	A	UConn	46 63	31	N	North Carolina	69 71	67	A	LSU	49 78	105	N	Creighton	76 83
16	A	UCF	63 66	33	N	UCLA	60 56	75	A	Ohio St.	71 47	129	H	Oklahoma	87 70
16	H	UCF	49 62					81	H	Cincinnati	56 57	157	H	Tulsa	59 48
17	N	Kentucky	63 85					90	H	Houston	52 54	161	A	Temple	63 53
								99	N	Virginia	67 74	166	A	Tulane	50 45
												166	H	Tulane	73 46
												191	H	George Washington	63 30
												202	H	Grambling	67 50
												206	H	Bethune-Cookman	88 39
												209	H	Memphis	40 47
												210	A	SMU	44 46
												223	A	East Carolina	63 50
												249	H	Albany (NY)	74 37
												255	H	Wichita St.	55 46
												281	H	Vermont	102 55
												310	H	New Hampshire	79 36
LAST 12 Division I GAMES:															
255	H	Wichita St.	55 46	81	H	Cincinnati	56 57								
223	A	East Carolina	63 50	210	A	SMU	44 46								
157	H	Tulsa	59 48	209	H	Memphis	40 47								
90	H	Houston	52 54	166	H	Tulane	73 46								
166	A	Tulane	50 45	5	A	UConn	46 63								
16	A	UCF	63 66	16	H	UCF	49 62								

Non-Div I Games:

South Fla.

■ Loss, 
 ■ Non-Conf, 
 ■ S Site, 
 ■ Home 
 ■ A Away 
 N Neutral

Average RPI Win:	271	WON-LOST	WINNING	LAST 10	STRENGTH OF	OPP. STRENGTH	TEAM	ADJ.	CONF.	ADJ CONF.
Average RPI Loss:	176	RECORD	PCT. RANK	GAMES	SCHEDULE	OF SCHEDULE	RPI	RPI	RPI	RPI
DIV. I ONLY	10- 15	230	0- 1	234	290	233	233	22	22	
DIV. I NON-CONF.	3- 6	241	0- 0	227	276	228	228	22	22	
TOTALS	RPI 1-25	RPI 26-50	W-L RECORDS	RPI 51-100	RPI 101-150	RPI 150+				
10- 15	0- 1	0- 0	OVERALL	0- 1	0- 3	10- 10				
5- 4	0- 0	0- 0	HOME	0- 0	0- 1	5- 3				
5- 10	0- 1	0- 0	AWAY	0- 1	0- 2	5- 6				
0- 1	0- 0	0- 0	NEUTRAL	0- 0	0- 0	0- 1				
3- 6	0- 1	0- 0	NON-CONFERENCE	0- 0	0- 0	3- 5				
1- 1	0- 0	0- 0	HOME	0- 0	0- 0	1- 1				
2- 4	0- 1	0- 0	AWAY	0- 0	0- 0	2- 3				
0- 1	0- 0	0- 0	NEUTRAL	0- 0	0- 0	0- 1				
7- 9	0- 0	0- 0	CONFERENCE	0- 1	0- 3	7- 5				
4- 3	0- 0	0- 0	HOME	0- 0	0- 1	4- 2				
3- 6	0- 0	0- 0	AWAY	0- 1	0- 2	3- 3				
0- 0	0- 0	0- 0	NEUTRAL	0- 0	0- 0	0- 0				

RPI 1-25				RPI 26-50				RPI 51-100				RPI 101+ Team's RPI: 233			
RPI	S	Opponent	Score	RPI	S	Opponent	Score	RPI	S	Opponent	Score	RPI	S	Opponent	Score
9	A	Mississippi St.	53 88					60	A	Belmont	57 91	131	A	Morehead St.	54 82
												133	A	UT Martin	50 61
												133	H	UT Martin	73 80
												151	A	Southern Ill.	40 60
												154	H	Tennessee Tech	62 53
												156	A	Bradley	79 85
												182	N	North Ala.	67 80
												188	H	Indiana St.	51 62
												199	H	Jacksonville St.	39 56
												209	A	Memphis	57 69
												238	H	Western Ill.	81 71
												241	A	SIUE	62 52
												241	H	SIUE	63 58
												260	A	Austin Peay	54 56
												260	H	Austin Peay	64 54
												267	A	Murray St.	74 82
												267	H	Murray St.	59 64
												295	A	Eastern Ill.	80 54
												295	H	Eastern Ill.	72 57
												297	A	Tennessee St.	59 62
												325	A	NJIT	68 58
												327	A	Eastern Ky.	52 42
												332	A	Evansville	54 50
LAST 12 Division I GAMES:															
267	A	Murray St.	74 82	297	A	Tennessee St.	59 62	60	A	Belmont	57 91				
260	A	Austin Peay	54 56					295	H	Eastern Ill.	72 57				
295	A	Eastern Ill.	80 54	241	H	SIUE	63 58	327	A	Eastern Ky.	52 42				
133	A	UT Martin	50 61	131	A	Morehead St.	54 82								
199	H	Jacksonville St.	39 56												
154	H	Tennessee Tech	62 53												

Non-Div I Games: Ill.-Springfield 82 46 Harris-Stowe 80 65

Southeast Mo. St.

■ Loss, 
 ■ Non-Conf, 
 ■ S Site, 
 ■ Home 
 ■ A Away 
 N Neutral

Average RPI Win:	273	WON-LOST	WINNING	LAST 10	STRENGTH OF	OPP. STRENGTH	TEAM	ADJ.	CONF.	ADJ CONF.
Average RPI Loss:	210	RECORD	PCT. RANK	GAMES	SCHEDULE	OF SCHEDULE	RPI	RPI	RPI	RPI
DIV. I ONLY	8- 16	265	0- 1	327	304	306	306	25	25	
DIV. I NON-CONF.	4- 5	190	0- 0	298	323	217	217	23	23	
TOTALS	RPI 1-25	RPI 26-50	W-L RECORDS	RPI 51-100	RPI 101-150	RPI 150+				
8- 16	0- 0	0- 0	OVERALL	0- 3	0- 1	8- 12				
5- 5	0- 0	0- 0	HOME	0- 1	0- 0	5- 4				
3- 11	0- 0	0- 0	AWAY	0- 2	0- 1	3- 8				
0- 0	0- 0	0- 0	NEUTRAL	0- 0	0- 0	0- 0				
4- 5	0- 0	0- 0	NON-CONFERENCE	0- 1	0- 1	4- 3				
1- 1	0- 0	0- 0	HOME	0- 0	0- 0	1- 1				
3- 4	0- 0	0- 0	AWAY	0- 1	0- 1	3- 2				
0- 0	0- 0	0- 0	NEUTRAL	0- 0	0- 0	0- 0				
4- 11	0- 0	0- 0	CONFERENCE	0- 2	0- 0	4- 9				
4- 4	0- 0	0- 0	HOME	0- 1	0- 0	4- 3				
0- 7	0- 0	0- 0	AWAY	0- 1	0- 0	0- 6				
0- 0	0- 0	0- 0	NEUTRAL	0- 0	0- 0	0- 0				

RPI S	Opponent	Score	RPI S	Opponent	Score	RPI S	Opponent	Score	RPI S	Opponent	Score	Team's RPI: 306
						59	A Lamar University	54 94	147	A Alabama	40 88	
						67	A LSU	52 72	164	A Abilene Christian	66 86	
						78	H SFA	51 62	164	H Abilene Christian	74 71	
									172	A Louisiana Tech	53 72	
									173	H Nicholls St.	66 73	
									181	H Southern Miss.	52 59	
									184	A Sam Houston St.	63 94	
									210	A SMU	63 62	
									245	H A&M-Corpus Christi	56 45	
									277	A Jackson St.	50 45	
									280	A Central Ark.	33 75	
									280	H Central Ark.	62 53	
									289	A Alabama A&M	48 51	
									290	H New Orleans	58 61	
									302	A Incarnate Word	69 76	
									316	H La.-Monroe	49 42	
									321	A Northwestern St.	47 58	
									323	A McNeese	56 62	
									323	H McNeese	70 75	
									341	H Houston Baptist	73 65	
									351	A Alcorn	77 59	
LAST 12 Division I GAMES:												
164	A	Abilene Christian	66	86	173	H	Nicholls St.	66	73			
290	H	New Orleans	58	61	184	A	Sam Houston St.	63	94			
323	H	McNeese	70	75	321	A	Northwestern St.	47	58			
302	A	Incarnate Word	69	76	341	H	Houston Baptist	73	65			
280	A	Central Ark.	33	75	323	A	McNeese	56	62			
245	H	A&M-Corpus Christi	56	45	59	A	Lamar University	54	94			

Non-Div I Games: Mobile 70 57 Xavier (LA) 47 59

Southeastern La.

Average RPI Win:	152	WON-LOST	WINNING	LAST 10	STRENGTH OF	OPP. STRENGTH	TEAM	ADJ.	CONF.	ADJ CONF.
Average RPI Loss:	34	RECORD	PCT. RANK	GAMES	SCHEDULE	OF SCHEDULE	RPI	RPI	RPI	RPI
DIV. I ONLY	15- 12	144	0- 1	24	24	50	50	2	2	
DIV. I NON-CONF.	10- 1	17	0- 0	154	143	25	25	2	2	
TOTALS	RPI 1-25	RPI 26-50	W-L RECORDS	RPI 51-100	RPI 101-150	RPI 150+				
15- 12	0- 8	2- 2	OVERALL	2- 1	4- 0	7- 1				
8- 4	0- 3	1- 1	HOME	0- 0	4- 0	3- 0				
6- 8	0- 5	1- 1	AWAY	2- 1	0- 0	3- 1				
1- 0	0- 0	0- 0	NEUTRAL	0- 0	0- 0	1- 0				
10- 1	0- 1	0- 0	NON-CONFERENCE	1- 0	3- 0	6- 0				
5- 0	0- 0	0- 0	HOME	0- 0	3- 0	2- 0				
4- 1	0- 1	0- 0	AWAY	1- 0	0- 0	3- 0				
1- 0	0- 0	0- 0	NEUTRAL	0- 0	0- 0	1- 0				
5- 11	0- 7	2- 2	CONFERENCE	1- 1	1- 0	1- 1				
3- 4	0- 3	1- 1	HOME	0- 0	1- 0	1- 0				
2- 7	0- 4	1- 1	AWAY	1- 1	0- 0	0- 1				
0- 0	0- 0	0- 0	NEUTRAL	0- 0	0- 0	0- 0				

RPI 1-25				RPI 26-50				Team's RPI: 50	RPI 51-100				RPI 101+			
RPI	S	Opponent	Score	RPI	S	Opponent	Score		RPI	S	Opponent	Score	RPI	S	Opponent	Score
4	A	Stanford	64 72	33	A	UCLA	72 67		65	A	Utah	84 80	110	H	Fresno St.	62 61
4	H	Stanford	67 69	33	H	UCLA	65 72		72	A	Arizona	68 71	143	H	UC Riverside	73 55
6	A	Oregon	78 96	38	A	California	59 66		94	A	UT Arlington	73 61	145	H	Washington St.	81 73
6	H	Oregon	53 93	38	H	California	86 76						150	H	CSUN	58 42
19	A	Arizona St.	59 68										158	H	Washington	82 57
21	A	Oregon St.	61 68										165	A	Colorado	76 81
21	H	Oregon St.	52 76										169	H	Santa Clara	77 46
22	A	Texas A&M	51 71										189	N	Utah St.	55 46
													200	A	UNLV	86 72
													218	A	Nevada	72 51
													275	A	Long Beach St.	86 50
													299	H	UC Santa Barbara	82 39
LAST 12 Division I GAMES:																
				6	A	Oregon	78 96		145	H	Washington St.	81 73				
				21	A	Oregon St.	61 68		158	H	Washington	82 57				
				4	H	Stanford	67 69		19	A	Arizona St.	59 68				
				38	H	California	86 76		72	A	Arizona	68 71				
				165	A	Colorado	76 81		33	A	UCLA	72 67				
				65	A	Utah	84 80		21	H	Oregon St.	52 76				

Non-Div I Games:

Southern California

■ Loss, 
 ■ Non-Conf, 
 ■ S Site, 
 ■ H Home 
 ■ A Away 
 N Neutral



Average RPI Win:	226	WON-LOST	WINNING	LAST 10	STRENGTH OF	OPP. STRENGTH	TEAM	ADJ.	CONF.	ADJ CONF.
Average RPI Loss:	115	RECORD	PCT. RANK	GAMES	SCHEDULE	OF SCHEDULE	RPI	RPI	RPI	RPI
DIV. I ONLY	13- 12	160	1- 0	104	222	151	151	13	13	
DIV. I NON-CONF.	7- 4	108	0- 0	104	237	84	84	15	15	
TOTALS	RPI 1-25	RPI 26-50	W-L RECORDS	RPI 51-100	RPI 101-150	RPI 150+				
13- 12	0- 2	0- 0	OVERALL	1- 3	2- 2	10- 5				
9- 3	0- 0	0- 0	HOME	1- 1	1- 0	7- 2				
3- 8	0- 1	0- 0	AWAY	0- 2	0- 2	3- 3				
1- 1	0- 1	0- 0	NEUTRAL	0- 0	1- 0	0- 0				
7- 4	0- 1	0- 0	NON-CONFERENCE	1- 0	2- 2	4- 1				
5- 0	0- 0	0- 0	HOME	1- 0	1- 0	3- 0				
1- 3	0- 0	0- 0	AWAY	0- 0	0- 2	1- 1				
1- 1	0- 1	0- 0	NEUTRAL	0- 0	1- 0	0- 0				
6- 8	0- 1	0- 0	CONFERENCE	0- 3	0- 0	6- 4				
4- 3	0- 0	0- 0	HOME	0- 1	0- 0	4- 2				
2- 5	0- 1	0- 0	AWAY	0- 2	0- 0	2- 2				
0- 0	0- 0	0- 0	NEUTRAL	0- 0	0- 0	0- 0				

RPI 1-25				RPI 26-50				RPI 51-100				RPI 101+ Team's RPI: 151			
RPI	S	Opponent	Score	RPI	S	Opponent	Score	RPI	S	Opponent	Score	RPI	S	Opponent	Score
19	N	Arizona St.	38 82					69	A	Missouri St.	51 66	113	N	Hartford	72 50
24	A	Drake	66 94					69	H	Missouri St.	58 70	120	A	Western Ky.	76 83
								91	A	UNI	53 65	130	H	IUPUI	78 73
								98	H	Northern Ill.	82 73	133	A	UT Martin	94 95
												156	A	Bradley	53 58
												156	H	Bradley	62 55
												160	A	Illinois St.	52 60
												160	H	Illinois St.	66 68
												188	H	Indiana St.	58 61
												190	A	Saint Louis	58 62
												202	H	Marshall	58 49
												233	H	Southeast Mo. St.	60 40
												244	A	Loyola Chicago	64 41
												244	H	Loyola Chicago	74 63
												267	A	Murray St.	65 59
												295	H	Eastern Ill.	73 59
												314	A	Valparaiso	58 47
												314	H	Valparaiso	87 65
												332	H	Evansville	67 47
LAST 12 Division I GAMES:															
314	A	Valparaiso	58 47	91	A	UNI	53 65								
244	A	Loyola Chicago	64 41	244	H	Loyola Chicago	74 63								
160	H	Illinois St.	66 68	314	H	Valparaiso	87 65								
156	H	Bradley	62 55	156	A	Bradley	53 58								
69	H	Missouri St.	58 70	160	A	Illinois St.	52 60								
24	A	Drake	66 94	69	A	Missouri St.	51 66								

Non-Div I Games:

Southern Ill.

Average RPI Win:	258	WON-LOST	WINNING	LAST 10	STRENGTH OF	OPP. STRENGTH	TEAM	ADJ.	CONF.	ADJ CONF.
Average RPI Loss:	108	RECORD	PCT. RANK	GAMES	SCHEDULE	OF SCHEDULE	RPI	RPI	RPI	RPI
DIV. I ONLY	14- 11	141	1- 0	205	216	181	181	14	14	
DIV. I NON-CONF.	6- 5	143	0- 0	273	327	248	248	17	17	
TOTALS	RPI 1-25	RPI 26-50	W-L RECORDS	RPI 51-100	RPI 101-150	RPI 150+				
14- 11	0- 1	0- 1	OVERALL	0- 4	2- 1	12- 4				
9- 6	0- 1	0- 1	HOME	0- 2	1- 0	8- 2				
5- 5	0- 0	0- 0	AWAY	0- 2	1- 1	4- 2				
0- 0	0- 0	0- 0	NEUTRAL	0- 0	0- 0	0- 0				
6- 5	0- 1	0- 0	NON-CONFERENCE	0- 2	0- 0	6- 2				
5- 3	0- 1	0- 0	HOME	0- 1	0- 0	5- 1				
1- 2	0- 0	0- 0	AWAY	0- 1	0- 0	1- 1				
0- 0	0- 0	0- 0	NEUTRAL	0- 0	0- 0	0- 0				
8- 6	0- 0	0- 1	CONFERENCE	0- 2	2- 1	6- 2				
4- 3	0- 0	0- 1	HOME	0- 1	1- 0	3- 1				
4- 3	0- 0	0- 0	AWAY	0- 1	1- 1	3- 1				
0- 0	0- 0	0- 0	NEUTRAL	0- 0	0- 0	0- 0				

RPI 1-25			RPI 26-50			RPI 51-100			RPI 101+			Team's RPI: 181
RPI	S	Opponent	Score	RPI	S	Opponent	Score	RPI	S	Opponent	Score	
9	H	Mississippi St.	42 86	35	H	Rice	47 58	61	A	Middle Tenn.	49 66	103 A UAB 60 71
								87	H	Old Dominion	50 53	117 H Charlotte 65 54
								90	H	Houston	44 61	120 A Western Ky. 69 56
								100	A	South Alabama	68 77	166 A Tulane 54 71
												172 A Louisiana Tech 85 106
												172 H Louisiana Tech 74 70
												176 H North Texas 48 62
												184 H Sam Houston St. 61 65
												202 A Marshall 64 52
												202 H Grambling 68 47
												278 A UTEP 64 63
												287 H Samford 76 40
												304 H Fla. Atlantic 67 45
												305 A UTSA 70 45
												306 A Southeastern La. 59 52
												315 H FIU 71 57
												321 H Northwestern St. 69 54
												329 H Mississippi Val. 67 60
												351 H Alcorn 66 47
LAST 12 Division I GAMES:												
172	H	Louisiana Tech	74 70	202	A	Marshall	64 52					
278	A	UTEP	64 63	120	A	Western Ky.	69 56					
305	A	UTSA	70 45	87	H	Old Dominion	50 53					
172	A	Louisiana Tech	85 106	117	H	Charlotte	65 54					
304	H	Fla. Atlantic	67 45	103	A	UAB	60 71					
315	H	FIU	71 57	61	A	Middle Tenn.	49 66					

Non-Div I Games: Blue Mountain (MS) 84 38 William Carey 74 48

Southern Miss.

Loss, Non-Conf, S Site, H Home A Away N Neutral

Average RPI Win:	288	WON-LOST	WINNING	LAST 10	STRENGTH OF	OPP. STRENGTH	TEAM	ADJ.	CONF.	ADJ CONF.
Average RPI Loss:	111	RECORD	PCT. RANK	GAMES	SCHEDULE	OF SCHEDULE	RPI	RPI	RPI	RPI
DIV. I ONLY	12- 10	152	0- 0	219	268	174	174	29	29	
DIV. I NON-CONF.	0- 7	336	0- 0	2	4	179	179	28	28	
TOTALS	RPI 1-25	RPI 26-50	W-L RECORDS	RPI 51-100	RPI 101-150	RPI 150+				
12- 10	0- 3	0- 2	OVERALL	0- 1	0- 1	12- 3				
6- 3	0- 0	0- 0	HOME	0- 1	0- 0	6- 2				
6- 7	0- 3	0- 2	AWAY	0- 0	0- 1	6- 1				
0- 0	0- 0	0- 0	NEUTRAL	0- 0	0- 0	0- 0				
0- 7	0- 3	0- 2	NON-CONFERENCE	0- 1	0- 1	0- 0				
0- 1	0- 0	0- 0	HOME	0- 1	0- 0	0- 0				
0- 6	0- 3	0- 2	AWAY	0- 0	0- 1	0- 0				
0- 0	0- 0	0- 0	NEUTRAL	0- 0	0- 0	0- 0				
12- 3	0- 0	0- 0	CONFERENCE	0- 0	0- 0	12- 3				
6- 2	0- 0	0- 0	HOME	0- 0	0- 0	6- 2				
6- 1	0- 0	0- 0	AWAY	0- 0	0- 0	6- 1				
0- 0	0- 0	0- 0	NEUTRAL	0- 0	0- 0	0- 0				

RPI 1-25				RPI 26-50				RPI 51-100				RPI 101+ Team's RPI: 174			
RPI	S	Opponent	Score	RPI	S	Opponent	Score	RPI	S	Opponent	Score	RPI	S	Opponent	Score
2	A	Baylor	49 94	45	A	Michigan	35 76	100	H	South Alabama	49 53	137	A	Texas Tech	58 76
17	A	Kentucky	41 91	49	A	TCU	40 69					202	A	Grambling	86 81
19	A	Arizona St.	47 69									202	H	Grambling	71 65
												207	H	Prairie View	54 55
												243	H	Texas Southern	63 61
												257	A	Alabama St.	61 78
												257	H	Alabama St.	62 52
												277	A	Jackson St.	76 74
												277	H	Jackson St.	52 59
												289	A	Alabama A&M	54 50
												289	H	Alabama A&M	68 60
												329	A	Mississippi Val.	67 46
												329	H	Mississippi Val.	74 67
												345	A	Ark.-Pine Bluff	56 45
												345	H	Ark.-Pine Bluff	73 41
												351	A	Alcorn	75 54
LAST 12 Division I GAMES:															
257	H	Alabama St.	62 52	351	A	Alcorn	75 54								
289	H	Alabama A&M	68 60	257	A	Alabama St.	61 78								
329	A	Mississippi Val.	67 46	289	A	Alabama A&M	54 50								
345	A	Ark.-Pine Bluff	56 45	329	H	Mississippi Val.	74 67								
277	H	Jackson St.	52 59	345	H	Ark.-Pine Bluff	73 41								
202	H	Grambling	71 65	277	A	Jackson St.	76 74								

Non-Div I Games: Dillard 61 63 Wiley 89 58 Louisiana Col. 77 53 Millsaps 71 36 Southern U.

## Southern Utah

Through Games Of Feb. 25, 2019

Average RPI Win:	219	WON-LOST	WINNING	LAST 10	STRENGTH OF	OPP. STRENGTH	TEAM	ADJ.	CONF.	ADJ CONF.
Average RPI Loss:	151	RECORD	PCT. RANK	GAMES	SCHEDULE	OF SCHEDULE	RPI	RPI	RPI	RPI
DIV. I ONLY	6- 20	307	0- 1	136	217	286	286	16	16	
DIV. I NON-CONF.	3- 6	241	0- 1	37	294	182	182	12	12	
TOTALS	RPI 1-25	RPI 26-50	W-L RECORDS	RPI 51-100	RPI 101-150	RPI 150+				
6- 20	0- 0	1- 0	OVERALL	0- 6	0- 5	5- 9				
5- 7	0- 0	1- 0	HOME	0- 2	0- 2	4- 3				
1- 13	0- 0	0- 0	AWAY	0- 4	0- 3	1- 6				
0- 0	0- 0	0- 0	NEUTRAL	0- 0	0- 0	0- 0				
3- 6	0- 0	1- 0	NON-CONFERENCE	0- 2	0- 1	2- 3				
3- 1	0- 0	1- 0	HOME	0- 0	0- 0	2- 1				
0- 5	0- 0	0- 0	AWAY	0- 2	0- 1	0- 2				
0- 0	0- 0	0- 0	NEUTRAL	0- 0	0- 0	0- 0				
3- 14	0- 0	0- 0	CONFERENCE	0- 4	0- 4	3- 6				
2- 6	0- 0	0- 0	HOME	0- 2	0- 2	2- 2				
1- 8	0- 0	0- 0	AWAY	0- 2	0- 2	1- 4				
0- 0	0- 0	0- 0	NEUTRAL	0- 0	0- 0	0- 0				

RPI 1-25				RPI 26-50				RPI 51-100				RPI 101+				Team's RPI: 286	
RPI	S	Opponent	Score	RPI	S	Opponent	Score	RPI	S	Opponent	Score	RPI	S	Opponent	Score		
				28	H	BYU	67 64	57	A	Boise St.	53 88	108	H	Northern Colo.	44 71		
								82	A	UC Davis	45 68	124	A	Portland St.	49 63		
								88	A	Idaho	49 77	124	H	Portland St.	56 81		
								88	H	Idaho	70 82	135	A	Montana St.	64 69		
								92	A	Idaho St.	47 80	143	A	UC Riverside	50 56		
								92	H	Idaho St.	57 69	159	H	Denver	70 71		
												167	A	Oral Roberts	59 64		
												171	A	Montana	57 79		
												177	A	UC Irvine	58 75		
												187	A	Eastern Wash.	66 80		
												187	H	Eastern Wash.	73 63		
												233	A	Sacramento St.	76 77		
												233	H	Sacramento St.	69 75		
												248	A	Northern Ariz.	82 76		
												248	H	Northern Ariz.	69 78		
												256	H	San Diego	69 59		
												274	H	Utah Valley	60 59		
												319	A	Weber St.	66 67		
												319	H	Weber St.	84 79		
LAST 12 Division I GAMES:																	
				143	A	UC Riverside	50 56	319	A	Weber St.	66 67						
				88	A	Idaho	49 77	88	H	Idaho	70 82						
				187	A	Eastern Wash.	66 80	187	H	Eastern Wash.	73 63						
				124	H	Portland St.	56 81	248	H	Northern Ariz.	69 78						
				233	H	Sacramento St.	69 75	108	H	Northern Colo.	44 71						
				92	A	Idaho St.	47 80	233	A	Sacramento St.	76 77						

Non-Div I Games:

Southern Utah

■ Loss, 
 ■ Non-Conf, 
 ■ S Site, 
 ■ Home 
 ■ Away 
 N Neutral

## St. Bonaventure

Through Games Of Feb. 25, 2019

Average RPI Win:	245	WON-LOST	WINNING	LAST 10	STRENGTH OF	OPP. STRENGTH	TEAM	ADJ.	CONF.	ADJ CONF.
Average RPI Loss:	141	RECORD	PCT. RANK	GAMES	SCHEDULE	OF SCHEDULE	RPI	RPI	RPI	RPI
DIV. I ONLY	8- 19	275	0- 1	140	182	242	242	17	17	
DIV. I NON-CONF.	3- 10	278	0- 0	114	158	241	241	16	16	
TOTALS	RPI 1-25	RPI 26-50	W-L RECORDS	RPI 51-100	RPI 101-150	RPI 150+				
8- 19	0- 0	0- 2	OVERALL	0- 3	0- 7	8- 7				
4- 8	0- 0	0- 0	HOME	0- 2	0- 4	4- 2				
4- 10	0- 0	0- 1	AWAY	0- 1	0- 3	4- 5				
0- 1	0- 0	0- 1	NEUTRAL	0- 0	0- 0	0- 0				
3- 10	0- 0	0- 2	NON-CONFERENCE	0- 3	0- 2	3- 3				
2- 3	0- 0	0- 0	HOME	0- 2	0- 0	2- 1				
1- 6	0- 0	0- 1	AWAY	0- 1	0- 2	1- 2				
0- 1	0- 0	0- 1	NEUTRAL	0- 0	0- 0	0- 0				
5- 9	0- 0	0- 0	CONFERENCE	0- 0	0- 5	5- 4				
2- 5	0- 0	0- 0	HOME	0- 0	0- 4	2- 1				
3- 4	0- 0	0- 0	AWAY	0- 0	0- 1	3- 3				
0- 0	0- 0	0- 0	NEUTRAL	0- 0	0- 0	0- 0				

RPI 1-25			RPI 26-50			RPI 51-100			RPI 101+			Team's RPI: 242
RPI	S	Opponent	Score	RPI	S	Opponent	Score	RPI	S	Opponent	Score	
				32	N	Ohio	53 70	54	H	Bucknell	46 77	101 H VCU 50 59
				44	A	Buffalo	43 90	83	H	Kent St.	64 76	116 H Fordham 44 53
								97	A	Georgia	40 67	123 H Dayton 49 62
												126 A Penn St. 65 80
												138 A Davidson 55 67
												144 H Duquesne 54 60
												148 A Akron 58 67
												159 A Denver 62 76
												190 H Saint Louis 45 62
												191 A George Washington 44 57
												197 A George Mason 68 57
												197 H George Mason 64 55
												221 H Hofstra 59 67
												222 A Cornell 44 58
												227 A Massachusetts 64 63
												228 A Saint Joseph's 41 66
												261 A Niagara 76 48
												262 A Rhode Island 84 68
												262 H Rhode Island 62 61
												270 H Siena 74 58
												271 A Richmond 49 57
												282 H Canisius 100 94
LAST 12 Division I GAMES:												
				191	A	George Washington	44 57	197	H	George Mason	64 55	
				262	H	Rhode Island	62 61	262	A	Rhode Island	84 68	
				116	H	Fordham	44 53	227	A	Massachusetts	64 63	
				271	A	Richmond	49 57	190	H	Saint Louis	45 62	
				138	A	Davidson	55 67	123	H	Dayton	49 62	
				101	H	VCU	50 59	228	A	Saint Joseph's	41 66	

Non-Div I Games:

St. Bonaventure

■ Loss, 
 ■ Non-Conf, 
 ■ S Site, 
 ■ H Home 
 ■ A Away 
 N Neutral

Average RPI Win:	<b>297</b>	WON-LOST	WINNING	LAST 10	STRENGTH OF	OPP. STRENGTH	TEAM	ADJ.	CONF.	ADJ CONF.
Average RPI Loss:	<b>216</b>	RECORD	PCT. RANK	GAMES	SCHEDULE	OF SCHEDULE	RPI	RPI	RPI	RPI
DIV. I ONLY	<b>14- 12</b>	<b>154</b>	<b>0- 1</b>	<b>343</b>	<b>348</b>	<b>263</b>	<b>263</b>	<b>31</b>	<b>31</b>	
DIV. I NON-CONF.	<b>5- 6</b>	<b>177</b>	<b>0- 0</b>	<b>318</b>	<b>325</b>	<b>282</b>	<b>282</b>	<b>31</b>	<b>31</b>	
TOTALS	RPI 1-25	RPI 26-50	W-L RECORDS	RPI 51-100	RPI 101-150	RPI 150+				
14- 12	0- 0	0- 0	OVERALL	0- 1	1- 1	13- 10				
7- 4	0- 0	0- 0	HOME	0- 1	0- 0	7- 3				
6- 7	0- 0	0- 0	AWAY	0- 0	1- 1	5- 6				
1- 1	0- 0	0- 0	NEUTRAL	0- 0	0- 0	1- 1				
5- 6	0- 0	0- 0	NON-CONFERENCE	0- 1	1- 1	4- 4				
2- 2	0- 0	0- 0	HOME	0- 1	0- 0	2- 1				
2- 3	0- 0	0- 0	AWAY	0- 0	1- 1	1- 2				
1- 1	0- 0	0- 0	NEUTRAL	0- 0	0- 0	1- 1				
9- 6	0- 0	0- 0	CONFERENCE	0- 0	0- 0	9- 6				
5- 2	0- 0	0- 0	HOME	0- 0	0- 0	5- 2				
4- 4	0- 0	0- 0	AWAY	0- 0	0- 0	4- 4				
0- 0	0- 0	0- 0	NEUTRAL	0- 0	0- 0	0- 0				

RPI 1-25			RPI 26-50			RPI 51-100			RPI 101+			Team's RPI: 263
RPI	S	Opponent	Score	RPI	S	Opponent	Score	RPI	S	Opponent	Score	
						76	H Princeton	64	83	131	A Morehead St.	101 94
										140	A Seton Hall	77 100
										152	A Stony Brook	67 74
										198	A Robert Morris	57 74
										198	H Robert Morris	56 75
										215	A Sacred Heart	56 53
										215	H Sacred Heart	66 68
										230	A Saint Francis (PA)	84 86
										230	H Saint Francis (PA)	78 65
										239	A Mt. St. Mary's	75 78
										249	H Albany (NY)	60 67
										273	A Army West Point	57 69
										284	H Manhattan	73 65
										296	A Loyola Maryland	75 70
										298	A Bryant	60 55
										311	A Wagner	85 87
										311	H Wagner	76 61
										314	N Valparaiso	76 78
										320	H Central Conn. St.	70 58
										340	H Saint Peter's	74 70
										346	A LIU Brooklyn	79 67
										346	H LIU Brooklyn	87 64
										348	A Fairleigh Dickinson	64 53
										348	H Fairleigh Dickinson	73 61
										350	N Chicago St.	110 73
LAST 12 Division I GAMES:												
						230	A Saint Francis (PA)	84	86	215	A Sacred Heart	56 53
						198	A Robert Morris	57	74	239	A Mt. St. Mary's	75 78
						320	H Central Conn. St.	70	58	348	A Fairleigh Dickinson	64 53
						346	H LIU Brooklyn	87	64	346	A LIU Brooklyn	79 67
						311	A Wagner	85	87	215	H Sacred Heart	66 68
						348	H Fairleigh Dickinson	73	61	230	H Saint Francis (PA)	78 65

Non-Div I Games: Mercy 102 51

St. Francis Brooklyn

■ Loss, 
 ■ Non-Conf, 
 ■ S Site, 
 ■ H Home 
 ■ A Away 
 N Neutral

Average RPI Win:	170	WON-LOST	WINNING	LAST 10	STRENGTH OF	OPP. STRENGTH	TEAM	ADJ.	CONF.	ADJ CONF.
Average RPI Loss:	62	RECORD	PCT. RANK	GAMES	SCHEDULE	OF SCHEDULE	RPI	RPI	RPI	RPI
DIV. I ONLY	14- 14	170	0- 1	70	37	104	104	6	6	
DIV. I NON-CONF.	7- 4	108	0- 0	214	49	108	108	5	5	
TOTALS	RPI 1-25	RPI 26-50	W-L RECORDS	RPI 51-100	RPI 101-150	RPI 150+				
14- 14	1- 5	0- 1	OVERALL	3- 4	3- 4	7- 0				
5- 6	1- 2	0- 0	HOME	1- 2	1- 2	2- 0				
7- 7	0- 2	0- 1	AWAY	1- 2	2- 2	4- 0				
2- 1	0- 1	0- 0	NEUTRAL	1- 0	0- 0	1- 0				
7- 4	0- 2	0- 1	NON-CONFERENCE	1- 0	1- 1	5- 0				
2- 1	0- 1	0- 0	HOME	0- 0	1- 0	1- 0				
3- 2	0- 0	0- 1	AWAY	0- 0	0- 1	3- 0				
2- 1	0- 1	0- 0	NEUTRAL	1- 0	0- 0	1- 0				
7- 10	1- 3	0- 0	CONFERENCE	2- 4	2- 3	2- 0				
3- 5	1- 1	0- 0	HOME	1- 2	0- 2	1- 0				
4- 5	0- 2	0- 0	AWAY	1- 2	2- 1	1- 0				
0- 0	0- 0	0- 0	NEUTRAL	0- 0	0- 0	0- 0				

RPI 1-25				RPI 26-50				RPI 51-100				RPI 101+				Team's RPI: 104
RPI	S	Opponent	Score	RPI	S	Opponent	Score	RPI	S	Opponent	Score	RPI	S	Opponent	Score	
5	N	UConn	55 65	36	A	James Madison	51 64	53	A	Villanova	66 62	105	A	Creighton	51 45	
10	A	Marquette	73 83					53	H	Villanova	57 73	105	H	Creighton	63 65	
10	H	Marquette	81 74					55	A	Butler	45 66	111	A	Providence	60 57	
20	H	Florida St.	53 57					55	H	Butler	68 73	111	H	Providence	66 67	
25	A	DePaul	64 73					73	N	Purdue	68 62	115	H	Yale	56 52	
25	H	DePaul	62 70					93	A	Georgetown	80 82	128	A	Wake Forest	59 64	
								93	H	Georgetown	59 51	140	A	Seton Hall	67 77	
												186	A	Xavier	76 57	
												186	H	Xavier	70 41	
												205	N	Ole Miss	64 59	
												273	A	Army West Point	60 49	
												294	A	La Salle	83 57	
												331	A	Iona	61 35	
												342	H	Delaware St.	82 44	
LAST 12 Division I GAMES:																
93	A	Georgetown	80 82	186	H	Xavier	70 41									
53	A	Villanova	66 62	55	H	Butler	68 73									
25	H	DePaul	62 70	53	H	Villanova	57 73									
10	H	Marquette	81 74	93	H	Georgetown	59 51									
111	A	Providence	60 57	10	A	Marquette	73 83									
105	A	Creighton	51 45	25	A	DePaul	64 73									

Non-Div I Games:

St. John's (NY)

■ Loss, 
■ Non-Conf, 
■ S Site, 
■ H Home 
■ A Away 
N Neutral

Average RPI Win:	83	WON-LOST	WINNING	LAST 10	STRENGTH OF	OPP. STRENGTH	TEAM	ADJ.	CONF.	ADJ CONF.
Average RPI Loss:	31	RECORD	PCT. RANK	GAMES	SCHEDULE	OF SCHEDULE	RPI	RPI	RPI	RPI
DIV. I ONLY	23- 4	12	1- 0	2	15	4	4	2	2	
DIV. I NON-CONF.	10- 1	17	0- 0	7	43	3	3	2	2	
TOTALS	RPI 1-25	RPI 26-50	W-L RECORDS	RPI 51-100	RPI 101-150	RPI 150+				
23- 4	4- 2	7- 1	OVERALL	6- 1	2- 0	4- 0				
13- 1	3- 1	3- 0	HOME	3- 0	2- 0	2- 0				
8- 3	1- 1	4- 1	AWAY	1- 1	0- 0	2- 0				
2- 0	0- 0	0- 0	NEUTRAL	2- 0	0- 0	0- 0				
10- 1	1- 1	2- 0	NON-CONFERENCE	4- 0	1- 0	2- 0				
5- 0	1- 0	0- 0	HOME	2- 0	1- 0	1- 0				
3- 1	0- 1	2- 0	AWAY	0- 0	0- 0	1- 0				
2- 0	0- 0	0- 0	NEUTRAL	2- 0	0- 0	0- 0				
13- 3	3- 1	5- 1	CONFERENCE	2- 1	1- 0	2- 0				
8- 1	2- 1	3- 0	HOME	1- 0	1- 0	1- 0				
5- 2	1- 0	2- 1	AWAY	1- 1	0- 0	1- 0				
0- 0	0- 0	0- 0	NEUTRAL	0- 0	0- 0	0- 0				

RPI	S	Opponent	Score	RPI	S	Opponent	Score	RPI	S	Opponent	Score	RPI	S	Opponent	Score
2	H	Baylor	68 63	33	A	UCLA	65 51	65	A	Utah	68 75	145	H	Washington St.	85 64
6	H	Oregon	48 88	33	H	UCLA	86 80	70	N	FGCU	88 65	150	H	CSUN	69 43
14	A	Gonzaga	73 79	38	A	California	80 81	72	A	Arizona	78 48	158	H	Washington	91 54
19	A	Arizona St.	72 65	38	H	California	75 50	72	H	Arizona	56 54	165	A	Colorado	80 69
19	H	Arizona St.	71 50	43	A	Tennessee	95 85	77	N	American	71 49	232	A	Hawaii	81 59
21	H	Oregon St.	61 44	44	A	Buffalo	62 55	82	H	UC Davis	71 43	246	H	San Francisco	96 62
				50	A	Southern California	69 67	88	H	Idaho	115 71				
				50	H	Southern California	72 64								
LAST 12 Division I GAMES:															
19	H	Arizona St.	71 50	38	H	California	75 50								
72	H	Arizona	56 54	38	A	California	80 81								
50	A	Southern California	69 67	65	A	Utah	68 75								
33	A	UCLA	65 51	165	A	Colorado	80 69								
6	H	Oregon	48 88	145	H	Washington St.	85 64								
21	H	Oregon St.	61 44	158	H	Washington	91 54								

Non-Div I Games:

Stanford



Average RPI Win: <b>275</b>	WON-LOST	WINNING	LAST 10	STRENGTH OF	OPP. STRENGTH	TEAM	ADJ.	CONF.	ADJ CONF.
Average RPI Loss: <b>116</b>	RECORD	PCT. RANK	GAMES	SCHEDULE	OF SCHEDULE	RPI	RPI	RPI	RPI
DIV. I ONLY	<b>13- 12</b>	<b>160</b>	<b>1- 0</b>	<b>221</b>	<b>219</b>	<b>194</b>	<b>194</b>	<b>24</b>	<b>24</b>
DIV. I NON-CONF.	<b>3- 9</b>	<b>271</b>	<b>0- 0</b>	<b>143</b>	<b>109</b>	<b>275</b>	<b>275</b>	<b>26</b>	<b>26</b>
TOTALS	RPI 1-25	RPI 26-50	W-L RECORDS	RPI 51-100	RPI 101-150	RPI 150+			
13- 12	0- 1	0- 2	OVERALL	0- 3	0- 2	13- 4			
9- 3	0- 1	0- 0	HOME	0- 2	0- 0	9- 0			
4- 6	0- 0	0- 2	AWAY	0- 0	0- 1	4- 3			
0- 3	0- 0	0- 0	NEUTRAL	0- 1	0- 1	0- 1			
3- 9	0- 1	0- 2	NON-CONFERENCE	0- 2	0- 2	3- 2			
3- 2	0- 1	0- 0	HOME	0- 1	0- 0	3- 0			
0- 4	0- 0	0- 2	AWAY	0- 0	0- 1	0- 1			
0- 3	0- 0	0- 0	NEUTRAL	0- 1	0- 1	0- 1			
10- 3	0- 0	0- 0	CONFERENCE	0- 1	0- 0	10- 2			
6- 1	0- 0	0- 0	HOME	0- 1	0- 0	6- 0			
4- 2	0- 0	0- 0	AWAY	0- 0	0- 0	4- 2			
0- 0	0- 0	0- 0	NEUTRAL	0- 0	0- 0	0- 0			

RPI 1-25				RPI 26-50				RPI 51-100				RPI 101+ Team's RPI: 194			
RPI	S	Opponent	Score	RPI	S	Opponent	Score	RPI	S	Opponent	Score	RPI	S	Opponent	Score
16	H	UCF	55 <b>78</b>	26	A	Texas	46 <b>65</b>	63	H	Penn	53 <b>75</b>	136	N	Marist	69 <b>76</b>
				43	A	Tennessee	55 <b>65</b>	64	N	Wright St.	44 <b>57</b>	147	A	Alabama	47 <b>59</b>
								70	H	FGCU	40 <b>73</b>	157	A	Tulsa	54 <b>55</b>
												182	A	North Ala.	55 <b>71</b>
												182	H	North Ala.	69 59
												216	A	Liberty	68 56
												216	H	Liberty	69 52
												221	N	Hofstra	50 <b>53</b>
												231	A	Jacksonville	69 56
												231	H	Jacksonville	54 46
												252	H	North Dakota	74 63
												268	A	North Florida	57 <b>71</b>
												293	H	Kennesaw St.	76 69
												317	H	North Dakota St.	60 59
												318	A	Lipscomb	80 65
												318	H	Lipscomb	76 49
												325	A	NJIT	56 47
												325	H	NJIT	74 48
												347	H	Florida A&M	69 44
LAST 12 Division I GAMES:															
182	H	North Ala.	69 59	231	A	Jacksonville	69 56								
325	A	NJIT	56 47	318	H	Lipscomb	76 49								
70	H	FGCU	40 <b>73</b>	325	H	NJIT	74 48								
231	H	Jacksonville	54 46	182	A	North Ala.	55 <b>71</b>								
216	A	Liberty	68 56	268	A	North Florida	57 <b>71</b>								
293	H	Kennesaw St.	76 69	318	A	Lipscomb	80 65								

Non-Div I Games: Central St. (OH) 81 51 Webber Int'l 80 52

Stetson

Loss, Non-Conf, S Site, H Home A Away N Neutral

Stony Brook

Through Games Of Feb. 25, 2019

Average RPI Win:	274	WON-LOST	WINNING	LAST 10	STRENGTH OF	OPP. STRENGTH	TEAM	ADJ.	CONF.	ADJ CONF.
Average RPI Loss:	100	RECORD	PCT. RANK	GAMES	SCHEDULE	OF SCHEDULE	RPI	RPI	RPI	RPI
DIV. I ONLY	19- 7	58	0- 1	311	255	152	152	23	23	
DIV. I NON-CONF.	10- 2	37	0- 0	305	268	95	95	25	25	
TOTALS	RPI 1-25	RPI 26-50	W-L RECORDS	RPI 51-100	RPI 101-150	RPI 150+				
19- 7	0- 0	0- 1	OVERALL	0- 3	1- 2	18- 1				
10- 3	0- 0	0- 0	HOME	0- 1	0- 1	10- 1				
9- 4	0- 0	0- 1	AWAY	0- 2	1- 1	8- 0				
0- 0	0- 0	0- 0	NEUTRAL	0- 0	0- 0	0- 0				
10- 2	0- 0	0- 1	NON-CONFERENCE	0- 1	1- 0	9- 0				
6- 0	0- 0	0- 0	HOME	0- 0	0- 0	6- 0				
4- 2	0- 0	0- 1	AWAY	0- 1	1- 0	3- 0				
0- 0	0- 0	0- 0	NEUTRAL	0- 0	0- 0	0- 0				
9- 5	0- 0	0- 0	CONFERENCE	0- 2	0- 2	9- 1				
4- 3	0- 0	0- 0	HOME	0- 1	0- 1	4- 1				
5- 2	0- 0	0- 0	AWAY	0- 1	0- 1	5- 0				
0- 0	0- 0	0- 0	NEUTRAL	0- 0	0- 0	0- 0				

RPI 1-25				RPI 26-50				RPI 51-100				RPI 101+ Team's RPI: 152			
RPI	S	Opponent	Score	RPI	S	Opponent	Score	RPI	S	Opponent	Score	RPI	S	Opponent	Score
				27	A	Rutgers	47 61					113	A	Hartford	62 73
								58	A	Maine	61 71	113	H	Hartford	36 64
								58	H	Maine	54 68	126	A	Penn St.	81 70
								80	A	Toledo	48 80	215	A	Sacred Heart	73 58
												221	H	Hofstra	77 49
												222	H	Cornell	63 61
												247	A	Binghamton	65 56
												247	H	Binghamton	68 53
												249	A	Albany (NY)	68 52
												249	H	Albany (NY)	49 54
												263	H	St. Francis Brooklyn	74 67
												281	A	Vermont	67 61
												283	H	Ga. Southern	72 43
												284	A	Manhattan	79 48
												310	A	New Hampshire	82 63
												310	H	New Hampshire	67 37
												311	H	Wagner	70 45
												312	H	UMBC	57 44
												324	A	UMass Lowell	64 47
												324	H	UMass Lowell	76 56
LAST 12 Division I GAMES:															
				58	A	Maine	61 71	312	H	UMBC	57 44	331	A	Iona	53 51
				249	A	Albany (NY)	68 52	281	A	Vermont	67 61	348	H	Fairleigh Dickinson	63 49
				310	H	New Hampshire	67 37	249	H	Albany (NY)	49 54				
				324	A	UMass Lowell	64 47	58	H	Maine	54 68				
				247	H	Binghamton	68 53	310	A	New Hampshire	82 63				
				113	A	Hartford	62 73	247	A	Binghamton	65 56				

Non-Div I Games: SUNY New Paltz 87 50

Stony Brook

Loss, Non-Conf, S Site, H Home A Away N Neutral

Average RPI Win:	100	WON-LOST	WINNING	LAST 10	STRENGTH OF	OPP. STRENGTH	TEAM	ADJ.	CONF.	ADJ CONF.
Average RPI Loss:	26	RECORD	PCT. RANK	GAMES	SCHEDULE	OF SCHEDULE	RPI	RPI	RPI	RPI
DIV. I ONLY	20- 7	49	0- 1	6	9	12	12	1	1	
DIV. I NON-CONF.	11- 2	32	0- 0	9	77	5	5	1	1	
TOTALS	RPI 1-25	RPI 26-50	W-L RECORDS	RPI 51-100	RPI 101-150	RPI 150+				
20- 7	3- 5	3- 1	OVERALL	5- 0	6- 1	3- 0				
11- 3	1- 3	1- 0	HOME	2- 0	4- 0	3- 0				
4- 4	0- 2	1- 1	AWAY	2- 0	1- 1	0- 0				
5- 0	2- 0	1- 0	NEUTRAL	1- 0	1- 0	0- 0				
11- 2	3- 1	1- 0	NON-CONFERENCE	2- 0	2- 1	3- 0				
6- 0	1- 0	0- 0	HOME	1- 0	1- 0	3- 0				
0- 2	0- 1	0- 0	AWAY	0- 0	0- 1	0- 0				
5- 0	2- 0	1- 0	NEUTRAL	1- 0	1- 0	0- 0				
9- 5	0- 4	2- 1	CONFERENCE	3- 0	4- 0	0- 0				
5- 3	0- 3	1- 0	HOME	1- 0	3- 0	0- 0				
4- 2	0- 1	1- 1	AWAY	2- 0	1- 0	0- 0				
0- 0	0- 0	0- 0	NEUTRAL	0- 0	0- 0	0- 0				

RPI	S	Opponent	Score	RPI	S	Opponent	Score	RPI	S	Opponent	Score	RPI	S	Opponent	Score
1	H	Notre Dame	68 98	31	H	North Carolina	90 77	54	H	Bucknell	70 56	106	A	Minnesota	68 72
3	A	Louisville	51 76	37	N	Kansas St.	70 61	62	A	Virginia Tech	75 73	107	H	Towson	98 55
6	A	Oregon	73 75	40	A	Georgia Tech	55 65	76	N	Princeton	92 61	114	H	Boston College	96 69
8	H	NC State	73 77	41	A	Clemson	84 75	84	A	Duke	64 55	125	A	Pittsburgh	82 50
16	N	UCF	57 52					99	H	Virginia	72 68	125	H	Pittsburgh	90 63
18	H	Miami (FL)	71 84									128	H	Wake Forest	77 57
22	H	Texas A&M	75 65									144	N	Duquesne	87 71
25	N	DePaul	83 81									193	H	UMES	96 51
												252	H	North Dakota	85 49
												261	H	Niagara	94 45
LAST 12 Division I GAMES:															
1	H	Notre Dame	68 98	99	H	Virginia	72 68								
125	H	Pittsburgh	90 63	84	A	Duke	64 55								
128	H	Wake Forest	77 57	18	H	Miami (FL)	71 84								
8	H	NC State	73 77	40	A	Georgia Tech	55 65								
114	H	Boston College	96 69	125	A	Pittsburgh	82 50								
3	A	Louisville	51 76	31	H	North Carolina	90 77								

Non-Div I Games:

Syracuse

Average RPI Win:	168	WON-LOST	WINNING	LAST 10	STRENGTH OF	OPP. STRENGTH	TEAM	ADJ.	CONF.	ADJ CONF.
Average RPI Loss:	38	RECORD	PCT. RANK	GAMES	SCHEDULE	OF SCHEDULE	RPI	RPI	RPI	RPI
DIV. I ONLY	18- 8	68	0- 1	62	55	49	49	3	3	
DIV. I NON-CONF.	10- 1	17	0- 0	279	248	79	79	3	3	
TOTALS	RPI 1-25	RPI 26-50	W-L RECORDS	RPI 51-100	RPI 101-150	RPI 150+				
18- 8	1- 3	1- 3	OVERALL	1- 1	7- 1	8- 0				
14- 2	1- 1	0- 1	HOME	1- 0	6- 0	6- 0				
4- 5	0- 2	1- 1	AWAY	0- 1	1- 1	2- 0				
0- 1	0- 0	0- 1	NEUTRAL	0- 0	0- 0	0- 0				
10- 1	0- 0	0- 1	NON-CONFERENCE	0- 0	2- 0	8- 0				
8- 0	0- 0	0- 0	HOME	0- 0	2- 0	6- 0				
2- 0	0- 0	0- 0	AWAY	0- 0	0- 0	2- 0				
0- 1	0- 0	0- 1	NEUTRAL	0- 0	0- 0	0- 0				
8- 7	1- 3	1- 2	CONFERENCE	1- 1	5- 1	0- 0				
6- 2	1- 1	0- 1	HOME	1- 0	4- 0	0- 0				
2- 5	0- 2	1- 1	AWAY	0- 1	1- 1	0- 0				
0- 0	0- 0	0- 0	NEUTRAL	0- 0	0- 0	0- 0				

RPI 1-25				RPI 26-50				Team's RPI: 49				RPI 51-100				RPI 101+			
RPI	S	Opponent	Score	RPI	S	Opponent	Score	RPI	S	Opponent	Score	RPI	S	Opponent	Score	RPI	S	Opponent	Score
2	A	Baylor	71 89	26	A	Texas	67 73	71	A	West Virginia	65 79	127	A	Oklahoma St.	71 75				
2	H	Baylor	55 79	28	N	BYU	58 61	71	H	West Virginia	62 48	127	H	Oklahoma St.	69 55				
11	A	Iowa St.	54 92	37	A	Kansas St.	61 47					129	H	Oklahoma	86 71				
11	H	Iowa St.	76 69	37	H	Kansas St.	72 75					135	H	Montana St.	71 49				
																137	A	Texas Tech	70 63
																137	H	Texas Tech	78 70
																141	H	Kansas	58 53
																144	H	Duquesne	61 48
																174	H	Southern U.	69 40
																184	H	Sam Houston St.	72 59
																205	A	Ole Miss	55 50
																210	H	SMU	65 63
																226	A	San Diego St.	81 64
																273	H	Army West Point	63 38
																329	H	Mississippi Val.	96 47
																351	H	Alcorn	88 31
LAST 12 Division I GAMES:																			
37	H	Kansas St.	72 75	37	A	Kansas St.	61 47												
71	A	West Virginia	65 79	141	H	Kansas	58 53												
11	H	Iowa St.	76 69	129	H	Oklahoma	86 71												
2	A	Baylor	71 89	26	A	Texas	67 73												
137	A	Texas Tech	70 63	137	H	Texas Tech	78 70												
127	H	Oklahoma St.	69 55	2	H	Baylor	55 79												

Non-Div I Games:

TCU

■ Loss, 
 ■ Non-Conf, S Site, 
 ■ Home 
 ■ Away 
 N Neutral

Average RPI Win:	222	WON-LOST	WINNING	LAST 10	STRENGTH OF	OPP. STRENGTH	TEAM	ADJ.	CONF.	ADJ CONF.
Average RPI Loss:	85	RECORD	PCT. RANK	GAMES	SCHEDULE	OF SCHEDULE	RPI	RPI	RPI	RPI
DIV. I ONLY	9- 17	261	0- 1	56	85	161	161	9	9	
DIV. I NON-CONF.	4- 9	252	0- 0	141	87	206	206	8	8	
TOTALS	RPI 1-25	RPI 26-50	W-L RECORDS	RPI 51-100	RPI 101-150	RPI 150+				
9- 17	0- 6	0- 0	OVERALL	2- 5	0- 3	7- 3				
6- 3	0- 1	0- 0	HOME	2- 0	0- 1	4- 1				
3- 13	0- 5	0- 0	AWAY	0- 4	0- 2	3- 2				
0- 1	0- 0	0- 0	NEUTRAL	0- 1	0- 0	0- 0				
4- 9	0- 3	0- 0	NON-CONFERENCE	0- 3	0- 2	4- 1				
3- 0	0- 0	0- 0	HOME	0- 0	0- 0	3- 0				
1- 8	0- 3	0- 0	AWAY	0- 2	0- 2	1- 1				
0- 1	0- 0	0- 0	NEUTRAL	0- 1	0- 0	0- 0				
5- 8	0- 3	0- 0	CONFERENCE	2- 2	0- 1	3- 2				
3- 3	0- 1	0- 0	HOME	2- 0	0- 1	1- 1				
2- 5	0- 2	0- 0	AWAY	0- 2	0- 0	2- 1				
0- 0	0- 0	0- 0	NEUTRAL	0- 0	0- 0	0- 0				

RPI	S	Opponent	Score	RPI	S	Opponent	Score	RPI	S	Opponent	Score	RPI	S	Opponent	Score	Team's RPI: 161
5	A	UConn	74 109					53	A	Villanova	68 76	132	H	South Fla.	53 63	
5	H	UConn	67 88					63	A	Penn	62 71	136	A	Marist	68 74	
15	A	South Carolina	60 88					81	A	Cincinnati	52 72	144	A	Duquesne	53 54	
16	A	UCF	54 62					81	H	Cincinnati	78 70	157	A	Tulsa	75 61	
18	A	Miami (FL)	61 73					85	N	Radford	50 56	166	H	Tulane	57 66	
25	A	DePaul	88 102					90	A	Houston	65 78	205	A	Ole Miss	55 62	
								90	H	Houston	76 65	210	A	SMU	52 53	
												223	H	East Carolina	84 62	
												228	A	Saint Joseph's	58 52	
												255	A	Wichita St.	65 40	
												294	H	La Salle	75 47	
												331	H	Iona	59 39	
												342	H	Delaware St.	75 61	
LAST 12 Division I GAMES:																
16	A	UCF	54 62	157	A	Tulsa	75 61									
210	A	SMU	52 53	223	H	East Carolina	84 62									
81	H	Cincinnati	78 70	63	A	Penn	62 71									
5	A	UConn	74 109	5	H	UConn	67 88									
90	H	Houston	76 65	81	A	Cincinnati	52 72									
255	A	Wichita St.	65 40	90	A	Houston	65 78									

Non-Div I Games:

Temple

Loss, Non-Conf, S Site, H Home A Away N Neutral

## Tennessee

Through Games Of Feb. 25, 2019

Average RPI Win:	149	WON-LOST	WINNING	LAST 10	STRENGTH OF	OPP. STRENGTH	TEAM	ADJ.	CONF.	ADJ CONF.
Average RPI Loss:	43	RECORD	PCT. RANK	GAMES	SCHEDULE	OF SCHEDULE	RPI	RPI	RPI	RPI
DIV. I ONLY	17- 10	100	1- 0	20	53	43	43	4	4	
DIV. I NON-CONF.	11- 2	32	1- 0	47	82	28	28	4	4	
TOTALS	RPI 1-25	RPI 26-50	W-L RECORDS	RPI 51-100	RPI 101-150	RPI 150+				
17- 10	0- 6	5- 1	OVERALL	2- 2	2- 1	8- 0				
10- 6	0- 4	1- 1	HOME	2- 1	0- 0	7- 0				
5- 4	0- 2	3- 0	AWAY	0- 1	1- 1	1- 0				
2- 0	0- 0	1- 0	NEUTRAL	0- 0	1- 0	0- 0				
11- 2	0- 2	2- 0	NON-CONFERENCE	1- 0	2- 0	6- 0				
7- 2	0- 2	0- 0	HOME	1- 0	0- 0	6- 0				
2- 0	0- 0	1- 0	AWAY	0- 0	1- 0	0- 0				
2- 0	0- 0	1- 0	NEUTRAL	0- 0	1- 0	0- 0				
6- 8	0- 4	3- 1	CONFERENCE	1- 2	0- 1	2- 0				
3- 4	0- 2	1- 1	HOME	1- 1	0- 0	1- 0				
3- 4	0- 2	2- 0	AWAY	0- 1	0- 1	1- 0				
0- 0	0- 0	0- 0	NEUTRAL	0- 0	0- 0	0- 0				

RPI 1-25				RPI 26-50				Team's RPI: 43				RPI 51-100				RPI 101+			
RPI	S	Opponent	Score	RPI	S	Opponent	Score	RPI	S	Opponent	Score	RPI	S	Opponent	Score	RPI	S	Opponent	Score
1	H	Notre Dame	62 77	26	A	Texas	88 82	60	H	Belmont	84 76	103	N	UAB	73 69				
4	H	Stanford	85 95	30	A	Missouri	62 60	67	H	LSU	74 65	127	A	Oklahoma St.	76 63				
9	A	Mississippi St.	63 91	30	H	Missouri	64 66	89	H	Arkansas	79 80	147	A	Alabama	65 86				
15	H	South Carolina	67 82	41	N	Clemson	78 66	97	A	Georgia	62 66	183	H	UNC Asheville	73 46				
17	H	Kentucky	71 73	47	A	Auburn	78 69					194	H	Stetson	65 55				
22	A	Texas A&M	62 79	47	H	Auburn	73 62					196	A	Vanderbilt	82 65				
												220	H	Florida	67 50				
												254	H	ETSU	80 61				
												267	H	Murray St.	98 77				
												330	H	Presbyterian	97 49				
												347	H	Florida A&M	96 31				

Non-Div I Games:

Tennessee

■ Loss, 
■ Non-Conf, 
■ S Site, 
■ H Home 
■ A Away 
N Neutral

Average RPI Win:	290	WON-LOST	WINNING	LAST 10	STRENGTH OF	OPP. STRENGTH	TEAM	ADJ.	CONF.	ADJ CONF.
Average RPI Loss:	155	RECORD	PCT. RANK	GAMES	SCHEDULE	OF SCHEDULE	RPI	RPI	RPI	RPI
DIV. I ONLY	5- 23	324	1- 0	175	190	297	297	22	22	
DIV. I NON-CONF.	0- 12	336	0- 0	174	68	334	334	22	22	
TOTALS	RPI 1-25	RPI 26-50	W-L RECORDS	RPI 51-100	RPI 101-150	RPI 150+				
5- 23	0- 2	0- 0	OVERALL	0- 5	0- 4	5- 12				
3- 7	0- 0	0- 0	HOME	0- 2	0- 2	3- 3				
2- 13	0- 2	0- 0	AWAY	0- 2	0- 1	2- 8				
0- 3	0- 0	0- 0	NEUTRAL	0- 1	0- 1	0- 1				
0- 12	0- 2	0- 0	NON-CONFERENCE	0- 3	0- 1	0- 6				
0- 1	0- 0	0- 0	HOME	0- 1	0- 0	0- 0				
0- 8	0- 2	0- 0	AWAY	0- 1	0- 0	0- 5				
0- 3	0- 0	0- 0	NEUTRAL	0- 1	0- 1	0- 1				
5- 11	0- 0	0- 0	CONFERENCE	0- 2	0- 3	5- 6				
3- 6	0- 0	0- 0	HOME	0- 1	0- 2	3- 3				
2- 5	0- 0	0- 0	AWAY	0- 1	0- 1	2- 3				
0- 0	0- 0	0- 0	NEUTRAL	0- 0	0- 0	0- 0				

RPI 1-25				RPI 26-50				RPI 51-100				RPI 101+ Team's RPI: 297			
RPI	S	Opponent	Score	RPI	S	Opponent	Score	RPI	S	Opponent	Score	RPI	S	Opponent	Score
3	A	Louisville	52 107					60	A	Belmont	46 80	125	N	Pittsburgh	56 78
25	A	DePaul	73 95					60	H	Belmont	65 89	131	A	Morehead St.	55 71
								89	N	Arkansas	55 79	131	H	Morehead St.	62 85
								96	A	Troy	67 92	133	H	UT Martin	61 73
								100	H	South Alabama	56 78	154	A	Tennessee Tech	65 76
												154	H	Tennessee Tech	59 69
												180	N	Wisconsin	53 58
												196	A	Vanderbilt	63 89
												199	A	Jacksonville St.	73 76
												199	H	Jacksonville St.	52 62
												202	A	Marshall	59 80
												212	A	Ball St.	51 90
												233	H	Southeast Mo. St.	62 59
												241	H	SIUE	55 66
												260	A	Austin Peay	47 74
												267	A	Murray St.	65 61
												289	A	Alabama A&M	57 67
												295	H	Eastern Ill.	70 66
												318	A	Lipscomb	62 64
												327	A	Eastern Ky.	57 31
												327	H	Eastern Ky.	60 38
LAST 12 Division I GAMES:															
295	H	Eastern Ill.	70 66	233	H	Southeast Mo. St.	62 59								
241	H	SIUE	55 66	133	H	UT Martin	61 73								
199	A	Jacksonville St.	73 76	267	A	Murray St.	65 61								
60	H	Belmont	65 89	260	A	Austin Peay	47 74								
327	A	Eastern Ky.	57 31	60	A	Belmont	46 80								
131	A	Morehead St.	55 71	154	A	Tennessee Tech	65 76								

Non-Div I Games:

Tennessee St.

■ Loss, 
■ Non-Conf, 
■ S Site, 
■ H Home 
■ A Away 
N Neutral

Average RPI Win:	241	WON-LOST	WINNING	LAST 10	STRENGTH OF	OPP. STRENGTH	TEAM	ADJ.	CONF.	ADJ CONF.
Average RPI Loss:	147	RECORD	PCT. RANK	GAMES	SCHEDULE	OF SCHEDULE	RPI	RPI	RPI	RPI
DIV. I ONLY	17- 8	74	0- 1	284	233	154	154	22	22	
DIV. I NON-CONF.	6- 3	91	0- 0	291	193	141	141	22	22	
TOTALS	RPI 1-25	RPI 26-50	W-L RECORDS	RPI 51-100	RPI 101-150	RPI 150+				
17- 8	0- 0	0- 0	OVERALL	2- 3	1- 2	14- 3				
9- 3	0- 0	0- 0	HOME	1- 1	0- 1	8- 1				
8- 4	0- 0	0- 0	AWAY	1- 1	1- 1	6- 2				
0- 1	0- 0	0- 0	NEUTRAL	0- 1	0- 0	0- 0				
6- 3	0- 0	0- 0	NON-CONFERENCE	1- 2	0- 0	5- 1				
3- 0	0- 0	0- 0	HOME	1- 0	0- 0	2- 0				
3- 2	0- 0	0- 0	AWAY	0- 1	0- 0	3- 1				
0- 1	0- 0	0- 0	NEUTRAL	0- 1	0- 0	0- 0				
11- 5	0- 0	0- 0	CONFERENCE	1- 1	1- 2	9- 2				
6- 3	0- 0	0- 0	HOME	0- 1	0- 1	6- 1				
5- 2	0- 0	0- 0	AWAY	1- 0	1- 1	3- 1				
0- 0	0- 0	0- 0	NEUTRAL	0- 0	0- 0	0- 0				

RPI 1-25			RPI 26-50			RPI 51-100			RPI 101+			Team's RPI: 154
RPI	S	Opponent	Score	RPI	S	Opponent	Score	RPI	S	Opponent	Score	
						60	A Belmont	77 72	131	A Morehead St.	56	77
						60	H Belmont	67 99	131	H Morehead St.	70	73
						61	H Middle Tenn.	68 64	133	A UT Martin	80	76
						87	N Old Dominion	73 80	183	H UNC Asheville	60	53
						89	A Arkansas	42 65	186	A Xavier	60	70
									199	A Jacksonville St.	66	49
									199	H Jacksonville St.	62	59
									233	A Southeast Mo. St.	53	62
									241	H SIUE	79	55
									255	A Wichita St.	55	45
									260	H Austin Peay	65	72
									267	H Murray St.	74	65
									295	H Eastern Ill.	99	88
									297	A Tennessee St.	69	59
									297	H Tennessee St.	76	65
									300	A Charleston So.	77	55
									318	A Lipscomb	67	52
									327	A Eastern Ky.	81	68
									327	H Eastern Ky.	77	57
									338	H Western Caro.	77	58
LAST 12 Division I GAMES:												
						131	H Morehead St.	70 73	267	H Murray St.	74	65
						327	H Eastern Ky.	77 57	260	H Austin Peay	65	72
						60	H Belmont	67 99	327	A Eastern Ky.	81	68
						199	H Jacksonville St.	62 59	131	A Morehead St.	56	77
						133	A UT Martin	80 76	199	A Jacksonville St.	66	49
						233	A Southeast Mo. St.	53 62	297	H Tennessee St.	76	65

Non-Div I Games: Tenn. Wesleyan 100 58 Cumberland (TN) 88 55

Tennessee Tech

Loss, Non-Conf, S Site, H Home A Away N Neutral



Average RPI Win:	148	WON-LOST	WINNING	LAST 10	STRENGTH OF	OPP. STRENGTH	TEAM	ADJ.	CONF.	ADJ CONF.
Average RPI Loss:	29	RECORD	PCT. RANK	GAMES	SCHEDULE	OF SCHEDULE	RPI	RPI	RPI	RPI
DIV. I ONLY	21- 7	43	2- 0	38	45	26	26	3	3	
DIV. I NON-CONF.	10- 2	37	2- 0	100	176	47	47	3	3	
TOTALS	RPI 1-25	RPI 26-50	W-L RECORDS	RPI 51-100	RPI 101-150	RPI 150+				
21- 7	1- 3	2- 3	OVERALL	2- 1	10- 0	6- 0				
10- 5	0- 2	1- 2	HOME	0- 1	5- 0	4- 0				
8- 2	1- 1	0- 1	AWAY	1- 0	4- 0	2- 0				
3- 0	0- 0	1- 0	NEUTRAL	1- 0	1- 0	0- 0				
10- 2	0- 1	1- 1	NON-CONFERENCE	1- 0	2- 0	6- 0				
5- 2	0- 1	0- 1	HOME	0- 0	1- 0	4- 0				
2- 0	0- 0	0- 0	AWAY	0- 0	0- 0	2- 0				
3- 0	0- 0	1- 0	NEUTRAL	1- 0	1- 0	0- 0				
11- 5	1- 2	1- 2	CONFERENCE	1- 1	8- 0	0- 0				
5- 3	0- 1	1- 1	HOME	0- 1	4- 0	0- 0				
6- 2	1- 1	0- 1	AWAY	1- 0	4- 0	0- 0				
0- 0	0- 0	0- 0	NEUTRAL	0- 0	0- 0	0- 0				

RPI S	Opponent	Score	RPI S	Opponent	Score	Team's RPI: 26	RPI S	Opponent	Score	RPI S	Opponent	Score
2	A Baylor	35 64	37	A Kansas St.	69 87		52	N Quinnipiac	56 55	116	N Fordham	72 54
2	H Baylor	68 74	37	H Kansas St.	60 69		71	A West Virginia	70 58	127	A Oklahoma St.	61 55
9	H Mississippi St.	49 67	43	H Tennessee	82 88		71	H West Virginia	58 64	127	H Oklahoma St.	60 51
11	A Iowa St.	64 62	45	N Michigan	69 52					129	A Oklahoma	76 67
			49	H TCU	73 67					129	H Oklahoma	73 63
										137	A Texas Tech	78 71
										137	H Texas Tech	81 57
										141	A Kansas	91 73
										141	H Kansas	62 43
										144	H Duquesne	78 41
										176	A North Texas	64 54
										194	H Stetson	65 46
										225	A UTRGV	81 66
										305	H UTSA	98 54
										321	H Northwestern St.	104 66
										323	H McNeese	96 40
LAST 12 Division I GAMES:												
116	N Fordham	72 54	141	A Kansas	91 73							
45	N Michigan	69 52	2	H Baylor	68 74							
2	A Baylor	35 64	129	A Oklahoma	76 67							
137	H Texas Tech	81 57	71	H West Virginia	58 64							
37	H Kansas St.	60 69	137	A Texas Tech	78 71							
127	A Oklahoma St.	61 55	141	H Kansas	62 43							

Non-Div I Games:

Texas

  Loss, 
  Non-Conf, 
  S Site, 
  H Home 
  A Away 
N Neutral

Average RPI Win: 131		WON-LOST	WINNING	LAST 10	STRENGTH OF	OPP. STRENGTH	TEAM	ADJ.	CONF.	ADJ CONF.
Average RPI Loss: 32		RECORD	PCT. RANK	GAMES	SCHEDULE	OF SCHEDULE	RPI	RPI	RPI	RPI
DIV. I ONLY		21- 6	34	1- 0	34	51	22	22	4	4
DIV. I NON-CONF.		11- 2	32	0- 0	29	103	16	16	4	4
TOTALS		RPI 1-25	RPI 26-50		W-L RECORDS		RPI 51-100	RPI 101-150	RPI 150+	
21- 6	2- 3	4- 1		OVERALL		4- 2	2- 0		9- 0	
12- 3	1- 2	3- 0		HOME		1- 1	1- 0		6- 0	
7- 3	0- 1	1- 1		AWAY		3- 1	0- 0		3- 0	
2- 0	1- 0	0- 0		NEUTRAL		0- 0	1- 0		0- 0	
11- 2	1- 1	2- 0		NON-CONFERENCE		2- 1	1- 0		5- 0	
7- 1	0- 0	2- 0		HOME		0- 1	0- 0		5- 0	
2- 1	0- 1	0- 0		AWAY		2- 0	0- 0		0- 0	
2- 0	1- 0	0- 0		NEUTRAL		0- 0	1- 0		0- 0	
10- 4	1- 2	2- 1		CONFERENCE		2- 1	1- 0		4- 0	
5- 2	1- 2	1- 0		HOME		1- 0	1- 0		1- 0	
5- 2	0- 0	1- 1		AWAY		1- 1	0- 0		3- 0	
0- 0	0- 0	0- 0		NEUTRAL		0- 0	0- 0		0- 0	

RPI	S	Opponent	Score	RPI	S	Opponent	Score	RPI	S	Opponent	Score	RPI	S	Opponent	Score
9	H	Mississippi St.	64 92	30	A	Missouri	65 70	59	H	Lamar University	68 74	143	N	UC Riverside	70 63
12	A	Syracuse	65 75	35	H	Rice	65 54	67	A	LSU	52 63	147	H	Alabama	70 43
15	H	South Carolina	57 60	43	H	Tennessee	79 62	67	H	LSU	59 55	175	H	Arkansas St.	97 56
17	H	Kentucky	73 71	47	A	Auburn	69 67	68	A	Little Rock	61 40	196	A	Vanderbilt	50 43
21	N	Oregon St.	76 70	50	H	Southern California	71 51	90	A	Houston	68 52	196	H	Vanderbilt	69 53
								97	A	Georgia	76 66	205	A	Ole Miss	72 60
												207	H	Prairie View	70 57
												220	A	Florida	80 62
												225	H	UTRGV	84 61
												231	H	Jacksonville	73 53
												280	H	Central Ark.	84 27
LAST 12 Division I GAMES:															
220	A	Florida	80 62	196	H	Vanderbilt	69 53								
43	H	Tennessee	79 62	17	H	Kentucky	73 71								
9	H	Mississippi St.	64 92	47	A	Auburn	69 67								
67	H	LSU	59 55	97	A	Georgia	76 66								
30	A	Missouri	65 70	147	H	Alabama	70 43								
205	A	Ole Miss	72 60	196	A	Vanderbilt	50 43								

Non-Div I Games:

Texas A&amp;M

■ Loss, 
 ■ Non-Conf, S Site, 
 ■ Home 
 ■ Away 
 N Neutral

Team Record				Through Games Of Feb. 15, 1919						
Average RPI Win: 290	WON-LOST	WINNING	LAST 10	STRENGTH OF	OPP. STRENGTH	TEAM	ADJ.	CONF.	ADJ CONF.	
Average RPI Loss: 173	RECORD	PCT. RANK	GAMES	SCHEDULE	OF SCHEDULE	RPI	RPI	RPI	RPI	
DIV. I ONLY	10- 13	214	1- 0	285	336	243	243	29	29	
DIV. I NON-CONF.	2- 7	288	0- 0	52	306	176	176	28	28	
-----										
TOTALS	RPI 1-25	RPI 26-50	W-L RECORDS	RPI 51-100	RPI 101-150	RPI 150+				
10- 13	0- 0	0- 2	OVERALL	0- 1	0- 1	10- 9				
5- 2	0- 0	0- 0	HOME	0- 0	0- 0	5- 2				
5- 9	0- 0	0- 2	AWAY	0- 1	0- 1	5- 5				
0- 2	0- 0	0- 0	NEUTRAL	0- 0	0- 0	0- 2				
2- 7	0- 0	0- 2	NON-CONFERENCE	0- 1	0- 1	2- 3				
0- 0	0- 0	0- 0	HOME	0- 0	0- 0	0- 0				
2- 5	0- 0	0- 2	AWAY	0- 1	0- 1	2- 1				
0- 2	0- 0	0- 0	NEUTRAL	0- 0	0- 0	0- 2				
8- 6	0- 0	0- 0	CONFERENCE	0- 0	0- 0	8- 6				
5- 2	0- 0	0- 0	HOME	0- 0	0- 0	5- 2				
3- 4	0- 0	0- 0	AWAY	0- 0	0- 0	3- 4				
0- 0	0- 0	0- 0	NEUTRAL	0- 0	0- 0	0- 0				

RPI 1-25				RPI 26-50				RPI 51-100				RPI 101+ Team's RPI: 243			
RPI	S	Opponent	Score	RPI	S	Opponent	Score	RPI	S	Opponent	Score	RPI	S	Opponent	Score
				35	A	Rice	71 76	78	A	SFA	55 74	137	A	Texas Tech	55 75
				39	A	Michigan St.	45 91					164	N	Abilene Christian	39 81
												166	A	Tulane	56 62
												173	N	Nicholls St.	57 58
												174	A	Southern U.	61 63
												202	A	Grambling	55 72
												202	H	Grambling	67 75
												207	A	Prairie View	52 44
												207	H	Prairie View	73 67
												225	A	UTRGV	69 55
												257	H	Alabama St.	51 58
												277	A	Jackson St.	64 73
												277	H	Jackson St.	76 67
												289	H	Alabama A&M	53 45
												329	A	Mississippi Val.	68 50
												329	H	Mississippi Val.	73 45
												345	A	Ark.-Pine Bluff	59 58
												345	H	Ark.-Pine Bluff	62 49
												349	A	Savannah St.	65 41
												351	A	Alcorn	52 53
LAST 12 Division I GAMES:															
				329	H	Mississippi Val.	73 45					257	H	Alabama St.	51 58
				345	H	Ark.-Pine Bluff	62 49					329	A	Mississippi Val.	68 50
				277	A	Jackson St.	64 73					345	A	Ark.-Pine Bluff	59 58
				202	A	Grambling	55 72					277	H	Jackson St.	76 67
				207	H	Prairie View	73 67					202	H	Grambling	67 75
				289	H	Alabama A&M	53 45					207	A	Prairie View	52 44

Non-Div I Games:	Huston-Tillotson	72	36	Paul Quinn	83	54
------------------	------------------	----	----	------------	----	----

Texas Southern

Loss, Non-Conf, S Site, H Home A Away N Neutral

Average RPI Win:	209	WON-LOST	WINNING	LAST 10	STRENGTH OF	OPP. STRENGTH	TEAM	ADJ.	CONF.	ADJ CONF.
Average RPI Loss:	125	RECORD	PCT. RANK	GAMES	SCHEDULE	OF SCHEDULE	RPI	RPI	RPI	RPI
DIV. I ONLY	11- 14	212	0- 1	154	110	168	168	12	12	
DIV. I NON-CONF.	3- 7	256	0- 1	103	142	192	192	14	14	
TOTALS	RPI 1-25	RPI 26-50	W-L RECORDS	RPI 51-100	RPI 101-150	RPI 150+				
11- 14	0- 0	0- 2	OVERALL	1- 3	1- 5	9- 4				
4- 5	0- 0	0- 0	HOME	1- 0	0- 3	3- 2				
7- 8	0- 0	0- 2	AWAY	0- 2	1- 2	6- 2				
0- 1	0- 0	0- 0	NEUTRAL	0- 1	0- 0	0- 0				
3- 7	0- 0	0- 2	NON-CONFERENCE	0- 1	0- 2	3- 2				
1- 2	0- 0	0- 0	HOME	0- 0	0- 1	1- 1				
2- 4	0- 0	0- 2	AWAY	0- 0	0- 1	2- 1				
0- 1	0- 0	0- 0	NEUTRAL	0- 1	0- 0	0- 0				
8- 7	0- 0	0- 0	CONFERENCE	1- 2	1- 3	6- 2				
3- 3	0- 0	0- 0	HOME	1- 0	0- 2	2- 1				
5- 4	0- 0	0- 0	AWAY	0- 2	1- 1	4- 1				
0- 0	0- 0	0- 0	NEUTRAL	0- 0	0- 0	0- 0				

RPI 1-25				RPI 26-50				RPI 51-100				RPI 101+				Team's RPI: 168	
RPI	S	Opponent	Score	RPI	S	Opponent	Score	RPI	S	Opponent	Score	RPI	S	Opponent	Score		
				30	A	Missouri	50 69	56	N	Saint Mary's (CA)	62 89	127	A	Oklahoma St.	55 66		
				48	A	New Mexico	51 82	68	A	Little Rock	47 62	134	A	Georgia St.	69 60		
								68	H	Little Rock	50 48	134	H	Georgia St.	34 57		
								94	A	UT Arlington	53 68	135	H	Montana St.	59 67		
												142	A	Appalachian St.	56 77		
												142	H	Appalachian St.	49 62		
												162	A	Coastal Caro.	70 77		
												162	H	Coastal Caro.	73 58		
												166	A	Tulane	61 67		
												167	H	Oral Roberts	64 81		
												173	H	Nicholls St.	72 67		
												175	A	Arkansas St.	85 62		
												175	H	Arkansas St.	68 54		
												245	A	A&M-Corpus Christi	60 53		
												258	A	Louisiana	71 65		
												283	A	Ga. Southern	64 52		
												283	H	Ga. Southern	55 65		
												305	A	UTSA	68 60		
												316	A	La.-Monroe	62 51		
LAST 12 Division I GAMES:																	
				166	A	Tulane	61 67	175	H	Arkansas St.	68 54						
				135	H	Montana St.	59 67	162	A	Coastal Caro.	70 77						
				173	H	Nicholls St.	72 67	142	A	Appalachian St.	56 77						
				258	A	Louisiana	71 65	94	A	UT Arlington	53 68						
				316	A	La.-Monroe	62 51	283	H	Ga. Southern	55 65						
				68	H	Little Rock	50 48	134	H	Georgia St.	34 57						

Non-Div I Games: UNKNOWN 92 39 Tex. A&amp;M Int'l 89 25

Texas St.

■ Loss, 
 ■ Non-Conf, 
 ■ S Site, 
 ■ Home 
 ■ A Away 
 N Neutral

Average RPI Win:	199	WON-LOST	WINNING	LAST 10	STRENGTH OF	OPP. STRENGTH	TEAM	ADJ.	CONF.	ADJ CONF.
Average RPI Loss:	65	RECORD	PCT. RANK	GAMES	SCHEDULE	OF SCHEDULE	RPI	RPI	RPI	RPI
DIV. I ONLY	12- 14	195	0- 1	51	75	137	137	3	3	
DIV. I NON-CONF.	9- 2	43	0- 0	232	309	104	104	3	3	
TOTALS	RPI 1-25	RPI 26-50	W-L RECORDS	RPI 51-100	RPI 101-150	RPI 150+				
12- 14	0- 3	0- 5	OVERALL	1- 3	3- 2	8- 1				
10- 6	0- 1	0- 3	HOME	1- 2	2- 0	7- 0				
2- 8	0- 2	0- 2	AWAY	0- 1	1- 2	1- 1				
0- 0	0- 0	0- 0	NEUTRAL	0- 0	0- 0	0- 0				
9- 2	0- 0	0- 0	NON-CONFERENCE	1- 1	0- 0	8- 1				
8- 1	0- 0	0- 0	HOME	1- 1	0- 0	7- 0				
1- 1	0- 0	0- 0	AWAY	0- 0	0- 0	1- 1				
0- 0	0- 0	0- 0	NEUTRAL	0- 0	0- 0	0- 0				
3- 12	0- 3	0- 5	CONFERENCE	0- 2	3- 2	0- 0				
2- 5	0- 1	0- 3	HOME	0- 1	2- 0	0- 0				
1- 7	0- 2	0- 2	AWAY	0- 1	1- 2	0- 0				
0- 0	0- 0	0- 0	NEUTRAL	0- 0	0- 0	0- 0				

RPI 1-25				RPI 26-50				RPI 51-100				RPI 101+ Team's RPI: 137			
RPI	S	Opponent	Score	RPI	S	Opponent	Score	RPI	S	Opponent	Score	RPI	S	Opponent	Score
2	A	Baylor	37 96	26	A	Texas	57 81	71	A	West Virginia	65 68	127	A	Oklahoma St.	57 65
2	H	Baylor	56 73	26	H	Texas	71 78	71	H	West Virginia	72 75	127	H	Oklahoma St.	90 78
11	A	Iowa St.	66 105	37	H	Kansas St.	62 66	78	H	SFA	77 69	129	A	Oklahoma	61 66
				49	A	TCU	70 78	88	H	Idaho	77 88	141	A	Kansas	75 71
				49	H	TCU	63 70					141	H	Kansas	69 66
												164	H	Abilene Christian	105 54
												174	H	Southern U.	76 58
												199	H	Jacksonville St.	71 58
												218	A	Nevada	86 67
												220	A	Florida	67 72
												243	H	Texas Southern	75 55
												245	H	A&M-Corpus Christi	78 61
												316	H	La.-Monroe	86 42
												341	H	Houston Baptist	82 76
LAST 12 Division I GAMES:															
26	A	Texas	57 81	11	A	Iowa St.	66 105								
141	A	Kansas	75 71	26	H	Texas	71 78								
71	H	West Virginia	72 75	71	A	West Virginia	65 68								
127	H	Oklahoma St.	90 78	37	H	Kansas St.	62 66								
49	H	TCU	63 70	49	A	TCU	70 78								
2	A	Baylor	37 96	127	A	Oklahoma St.	57 65								

Non-Div I Games:

Texas Tech

■ Loss, 
 ■ Non-Conf, S Site, 
 ■ Home 
 ■ Away 
 N Neutral

Average RPI Win:	201	WON-LOST	WINNING	LAST 10	STRENGTH OF	OPP. STRENGTH	TEAM	ADJ.	CONF.	ADJ CONF.
Average RPI Loss:	71	RECORD	PCT. RANK	GAMES	SCHEDULE	OF SCHEDULE	RPI	RPI	RPI	RPI
DIV. I ONLY	16- 9	94	1- 0	105	101	80	80	7	7	
DIV. I NON-CONF.	8- 3	72	0- 0	173	183	74	74	9	9	
TOTALS	RPI 1-25	RPI 26-50	W-L RECORDS	RPI 51-100	RPI 101-150	RPI 150+				
16- 9	1- 1	1- 3	OVERALL	1- 3	1- 2	12- 0				
9- 3	1- 1	1- 1	HOME	0- 1	1- 0	6- 0				
7- 6	0- 0	0- 2	AWAY	1- 2	0- 2	6- 0				
0- 0	0- 0	0- 0	NEUTRAL	0- 0	0- 0	0- 0				
8- 3	0- 1	0- 0	NON-CONFERENCE	1- 1	1- 1	6- 0				
4- 1	0- 1	0- 0	HOME	0- 0	1- 0	3- 0				
4- 2	0- 0	0- 0	AWAY	1- 1	0- 1	3- 0				
0- 0	0- 0	0- 0	NEUTRAL	0- 0	0- 0	0- 0				
8- 6	1- 0	1- 3	CONFERENCE	0- 2	0- 1	6- 0				
5- 2	1- 0	1- 1	HOME	0- 1	0- 0	3- 0				
3- 4	0- 0	0- 2	AWAY	0- 1	0- 1	3- 0				
0- 0	0- 0	0- 0	NEUTRAL	0- 0	0- 0	0- 0				

RPI 1-25				RPI 26-50				RPI 51-100 Team's RPI: 80				RPI 101+			
RPI	S	Opponent	Score	RPI	S	Opponent	Score	RPI	S	Opponent	Score	RPI	S	Opponent	Score
1	H	Notre Dame	56 72	32	H	Ohio	76 50	58	A	Maine	59 73	123	A	Dayton	49 70
23	H	Central Mich.	62 59	42	A	Miami (OH)	64 65	60	A	Belmont	78 69	144	H	Duquesne	65 52
				42	H	Miami (OH)	56 65	83	H	Kent St.	47 58	148	A	Akron	64 70
				44	A	Buffalo	63 73	98	A	Northern Ill.	52 54	152	H	Stony Brook	80 48
												204	H	Eastern Mich.	63 43
												209	A	Memphis	58 48
												212	A	Ball St.	63 62
												212	H	Ball St.	65 58
												217	A	Bowling Green	79 65
												217	H	Bowling Green	76 56
												269	A	Western Mich.	80 57
												285	A	Cleveland St.	65 60
												314	A	Valparaiso	65 59
												331	H	Iona	84 38
												333	H	Detroit Mercy	77 60
LAST 12 Division I GAMES:															
212	A	Ball St.	63 62	217	H	Bowling Green	76 56								
42	H	Miami (OH)	56 65	148	A	Akron	64 70								
98	A	Northern Ill.	52 54	23	H	Central Mich.	62 59								
32	H	Ohio	76 50	217	A	Bowling Green	79 65								
204	H	Eastern Mich.	63 43	269	A	Western Mich.	80 57								
44	A	Buffalo	63 73	83	H	Kent St.	47 58								

Non-Div I Games:

Toledo

■ Loss, 
 ■ Non-Conf, S Site, 
 ■ Home 
 ■ Away 
 N Neutral

Average RPI Win:	213	WON-LOST	WINNING	LAST 10	STRENGTH OF	OPP. STRENGTH	TEAM	ADJ.	CONF.	ADJ CONF.
Average RPI Loss:	120	RECORD	PCT. RANK	GAMES	SCHEDULE	OF SCHEDULE	RPI	RPI	RPI	RPI
DIV. I ONLY	17- 9	88	1- 0	241	104	107	107	10	10	
DIV. I NON-CONF.	6- 5	143	0- 0	297	134	163	163	10	10	
TOTALS	RPI 1-25	RPI 26-50	W-L RECORDS	RPI 51-100	RPI 101-150	RPI 150+				
17- 9	0- 1	0- 1	OVERALL	1- 1	3- 3	13- 3				
8- 1	0- 0	0- 0	HOME	0- 0	2- 0	6- 1				
9- 8	0- 1	0- 1	AWAY	1- 1	1- 3	7- 2				
0- 0	0- 0	0- 0	NEUTRAL	0- 0	0- 0	0- 0				
6- 5	0- 1	0- 0	NON-CONFERENCE	0- 1	0- 1	6- 2				
3- 0	0- 0	0- 0	HOME	0- 0	0- 0	3- 0				
3- 5	0- 1	0- 0	AWAY	0- 1	0- 1	3- 2				
0- 0	0- 0	0- 0	NEUTRAL	0- 0	0- 0	0- 0				
11- 4	0- 0	0- 1	CONFERENCE	1- 0	3- 2	7- 1				
5- 1	0- 0	0- 0	HOME	0- 0	2- 0	3- 1				
6- 3	0- 0	0- 1	AWAY	1- 0	1- 2	4- 0				
0- 0	0- 0	0- 0	NEUTRAL	0- 0	0- 0	0- 0				

RPI 1-25				RPI 26-50				RPI 51-100				RPI 101+ Team's RPI: 107			
RPI	S	Opponent	Score	RPI	S	Opponent	Score	RPI	S	Opponent	Score	RPI	S	Opponent	Score
12	A	Syracuse	55 98	36	A	James Madison	59 71	66	A	Drexel	55 54	112	A	Northeastern	68 77
								71	A	West Virginia	43 90	112	H	Northeastern	88 83
												121	A	UNCW	73 77
												121	H	UNCW	82 61
												128	A	Wake Forest	53 60
												149	A	Delaware	56 48
												170	A	William & Mary	82 75
												170	H	William & Mary	69 80
												191	A	George Washington	63 76
												202	A	Marshall	76 69
												213	A	Elon	59 50
												213	H	Elon	59 58
												221	A	Hofstra	68 56
												221	H	Hofstra	92 68
												227	H	Massachusetts	78 53
												228	A	Saint Joseph's	73 52
												239	A	Mt. St. Mary's	78 87
												288	A	Col. of Charleston	77 61
												288	H	Col. of Charleston	87 61
												294	H	La Salle	92 68
												296	H	Loyola Maryland	62 57
												312	A	UMBC	71 62
LAST 12 Division I GAMES:															
213	A	Elon	59 50	36	A	James Madison	59 71	170	H	William & Mary	69 80				
170	A	William & Mary	82 75	213	H	Elon	59 58	121	A	UNCW	73 77				
288	H	Col. of Charleston	87 61	288	A	Col. of Charleston	77 61	221	H	Hofstra	92 68				
121	H	UNCW	82 61												
112	A	Northeastern	68 77												
221	A	Hofstra	68 56												

Non-Div I Games:

Towson

■ Loss, 
 ■ Non-Conf, S Site, 
 ■ Home 
 ■ Away 
 N Neutral

Average RPI Win:	221	WON-LOST	WINNING	LAST 10	STRENGTH OF	OPP. STRENGTH	TEAM	ADJ.	CONF.	ADJ CONF.
Average RPI Loss:	86	RECORD	PCT. RANK	GAMES	SCHEDULE	OF SCHEDULE	RPI	RPI	RPI	RPI
DIV. I ONLY	18- 6	43	1- 0	235	125	96	96	12	12	
DIV. I NON-CONF.	8- 2	52	0- 0	304	172	116	116	14	14	
TOTALS	RPI 1-25	RPI 26-50	W-L RECORDS	RPI 51-100	RPI 101-150	RPI 150+				
18- 6	0- 1	0- 0	OVERALL	2- 3	1- 2	15- 0				
9- 2	0- 0	0- 0	HOME	2- 1	0- 1	7- 0				
7- 4	0- 1	0- 0	AWAY	0- 2	1- 1	6- 0				
2- 0	0- 0	0- 0	NEUTRAL	0- 0	0- 0	2- 0				
8- 2	0- 1	0- 0	NON-CONFERENCE	0- 1	0- 0	8- 0				
3- 1	0- 0	0- 0	HOME	0- 1	0- 0	3- 0				
3- 1	0- 1	0- 0	AWAY	0- 0	0- 0	3- 0				
2- 0	0- 0	0- 0	NEUTRAL	0- 0	0- 0	2- 0				
10- 4	0- 0	0- 0	CONFERENCE	2- 2	1- 2	7- 0				
6- 1	0- 0	0- 0	HOME	2- 0	0- 1	4- 0				
4- 3	0- 0	0- 0	AWAY	0- 2	1- 1	3- 0				
0- 0	0- 0	0- 0	NEUTRAL	0- 0	0- 0	0- 0				

RPI 1-25				RPI 26-50				RPI 51-100				Team's RPI: 96	RPI 101+			
RPI	S	Opponent	Score	RPI	S	Opponent	Score	RPI	S	Opponent	Score		RPI	S	Opponent	Score
20	A	Florida St.	67 103					61	H	Middle Tenn.	64 67		134	A	Georgia St.	80 84
								68	A	Little Rock	72 76		134	H	Georgia St.	70 85
								68	H	Little Rock	71 66		142	A	Appalachian St.	83 72
								100	A	South Alabama	77 80		162	A	Coastal Caro.	82 81
								100	H	South Alabama	66 58		175	A	Arkansas St.	100 89
													175	H	Arkansas St.	87 79
													184	N	Sam Houston St.	84 79
													199	A	Jacksonville St.	89 63
													205	A	Ole Miss	71 54
													254	A	ETSU	84 66
													257	H	Alabama St.	116 46
													258	H	Louisiana	90 64
													283	A	Ga. Southern	97 81
													283	H	Ga. Southern	100 78
													287	H	Samford	72 52
													297	H	Tennessee St.	92 67
													316	H	La.-Monroe	78 56
													329	N	Mississippi Val.	75 54
LAST 12 Division I GAMES:																
				100	H	South Alabama	66 58						258	H	Louisiana	90 64
				283	H	Ga. Southern	100 78						316	H	La.-Monroe	78 56
				134	H	Georgia St.	70 85						134	A	Georgia St.	80 84
				175	A	Arkansas St.	100 89						283	A	Ga. Southern	97 81
				68	A	Little Rock	72 76						175	H	Arkansas St.	87 79
				100	A	South Alabama	77 80						68	H	Little Rock	71 66

Non-Div I Games: Talladega 91 70

Troy



## Tulane

Through Games Of Feb. 25, 2019

Average RPI Win:	185	WON-LOST	WINNING	LAST 10	STRENGTH OF	OPP. STRENGTH	TEAM	ADJ.	CONF.	ADJ CONF.
Average RPI Loss:	140	RECORD	PCT. RANK	GAMES	SCHEDULE	OF SCHEDULE	RPI	RPI	RPI	RPI
DIV. I ONLY	15- 12	144	1- 0	190	91	166	166	9	9	
DIV. I NON-CONF.	10- 3	59	1- 0	219	108	97	97	8	8	
TOTALS	RPI 1-25	RPI 26-50	W-L RECORDS	RPI 51-100	RPI 101-150	RPI 150+				
15- 12	2- 1	0- 1	OVERALL	1- 2	0- 3	12- 5				
8- 6	1- 1	0- 0	HOME	0- 1	0- 1	7- 3				
4- 5	0- 0	0- 0	AWAY	1- 1	0- 2	3- 2				
3- 1	1- 0	0- 1	NEUTRAL	0- 0	0- 0	2- 0				
10- 3	1- 0	0- 1	NON-CONFERENCE	1- 1	0- 1	8- 0				
6- 1	0- 0	0- 0	HOME	0- 1	0- 0	6- 0				
1- 1	0- 0	0- 0	AWAY	1- 0	0- 1	0- 0				
3- 1	1- 0	0- 1	NEUTRAL	0- 0	0- 0	2- 0				
5- 9	1- 1	0- 0	CONFERENCE	0- 1	0- 2	4- 5				
2- 5	1- 1	0- 0	HOME	0- 0	0- 1	1- 3				
3- 4	0- 0	0- 0	AWAY	0- 1	0- 1	3- 2				
0- 0	0- 0	0- 0	NEUTRAL	0- 0	0- 0	0- 0				

RPI S	Opponent	Score	RPI S	Opponent	Score	RPI S	Opponent	Score	RPI S	Opponent	Score	Team's RPI: 166
5	H UConn	33 75	38	N California	57 65	67	A LSU	56 54	132	A South Fla.	46 73	
16	H UCF	61 59				87	H Old Dominion	48 56	132	H South Fla.	45 50	
23	N Central Mich.	68 57				90	A Houston	82 83	147	A Alabama	58 69	
									157	A Tulsa	67 72	
									158	H Washington	63 51	
									161	A Temple	66 57	
									168	H Texas St.	67 61	
									173	H Nicholls St.	71 46	
									181	H Southern Miss.	71 54	
									209	A Memphis	62 61	
									209	H Memphis	59 65	
									210	A SMU	61 43	
									210	H SMU	60 64	
									223	A East Carolina	61 63	
									223	H East Carolina	68 57	
									243	H Texas Southern	62 56	
									255	H Wichita St.	44 62	
									285	N Cleveland St.	81 72	
									304	H Fla. Atlantic	88 45	
									347	N Florida A&M	78 34	
LAST 12 Division I GAMES:												
168	H Texas St.	67 61	132	H South Fla.	45 50							
210	H SMU	60 64	223	A East Carolina	61 63							
90	A Houston	82 83	209	A Memphis	62 61							
209	H Memphis	59 65	255	H Wichita St.	44 62							
16	H UCF	61 59	132	A South Fla.	46 73							
157	A Tulsa	67 72	5	H UConn	33 75							

Non-Div I Games:

Tulane

■ Loss, 
■ Non-Conf, 
■ S Site, 
■ H Home 
■ A Away 
N Neutral

Average RPI Win:	200	WON-LOST	WINNING	LAST 10	STRENGTH OF	OPP. STRENGTH	TEAM	ADJ.	CONF.	ADJ CONF.
Average RPI Loss:	89	RECORD	PCT. RANK	GAMES	SCHEDULE	OF SCHEDULE	RPI	RPI	RPI	RPI
DIV. I ONLY	11- 15	220	0- 1	65	93	157	157	9	9	
DIV. I NON-CONF.	6- 7	172	0- 1	53	112	118	118	8	8	
TOTALS	RPI 1-25	RPI 26-50	W-L RECORDS	RPI 51-100	RPI 101-150	RPI 150+				
11- 15	0- 3	0- 0	OVERALL	0- 8	1- 1	10- 3				
8- 5	0- 1	0- 0	HOME	0- 3	0- 0	8- 1				
2- 10	0- 2	0- 0	AWAY	0- 5	0- 1	2- 2				
1- 0	0- 0	0- 0	NEUTRAL	0- 0	1- 0	0- 0				
6- 7	0- 1	0- 0	NON-CONFERENCE	0- 5	1- 0	5- 1				
4- 2	0- 0	0- 0	HOME	0- 2	0- 0	4- 0				
1- 5	0- 1	0- 0	AWAY	0- 3	0- 0	1- 1				
1- 0	0- 0	0- 0	NEUTRAL	0- 0	1- 0	0- 0				
5- 8	0- 2	0- 0	CONFERENCE	0- 3	0- 1	5- 2				
4- 3	0- 1	0- 0	HOME	0- 1	0- 0	4- 1				
1- 5	0- 1	0- 0	AWAY	0- 2	0- 1	1- 1				
0- 0	0- 0	0- 0	NEUTRAL	0- 0	0- 0	0- 0				

RPI	S	Opponent	Score	RPI	S	Opponent	Score	RPI	S	Opponent	Score	RPI	S	Opponent	Score	Team's RPI: 157
5	H	UConn	49 68					60	A	Belmont	53 78	132	A	South Fla.	48 59	
16	A	UCF	44 60					68	H	Little Rock	53 63	147	N	Alabama	80 73	
19	A	Arizona St.	52 70					77	A	American	52 68	161	H	Temple	61 75	
								78	A	SFA	34 76	164	H	Abilene Christian	75 63	
								81	A	Cincinnati	47 74	166	H	Tulane	72 67	
								81	H	Cincinnati	50 70	167	A	Oral Roberts	76 68	
								89	H	Arkansas	59 61	175	A	Arkansas St.	60 73	
								90	A	Houston	44 76	190	H	Saint Louis	86 75	
												194	H	Stetson	55 54	
												209	A	Memphis	56 59	
												209	H	Memphis	46 39	
												210	H	SMU	49 35	
												223	A	East Carolina	75 55	
												255	H	Wichita St.	63 49	
												278	H	UTEP	66 45	
LAST 12 Division I GAMES:																
19	A	Arizona St.	52 70	209	A	Memphis	56 59									
5	H	UConn	49 68	161	H	Temple	61 75									
81	A	Cincinnati	47 74	90	A	Houston	44 76									
132	A	South Fla.	48 59	81	H	Cincinnati	50 70									
166	H	Tulane	72 67	16	A	UCF	44 60									
210	H	SMU	49 35	223	A	East Carolina	75 55									

Non-Div I Games:

Tulsa

■ Loss, 
■ Non-Conf, 
■ S Site, 
■ H Home 
■ A Away 
N Neutral

Average RPI Win:	227	WON-LOST	WINNING	LAST 10	STRENGTH OF	OPP. STRENGTH	TEAM	ADJ.	CONF.	ADJ CONF.
Average RPI Loss:	86	RECORD	PCT. RANK	GAMES	SCHEDULE	OF SCHEDULE	RPI	RPI	RPI	RPI
DIV. I ONLY	21- 5	27	0- 1	272	175	103	103	14	14	
DIV. I NON-CONF.	11- 1	13	0- 1	330	278	114	114	17	17	
TOTALS	RPI 1-25	RPI 26-50	W-L RECORDS	RPI 51-100	RPI 101-150	RPI 150+				
21- 5	0- 0	0- 2	OVERALL	3- 1	3- 1	15- 1				
10- 2	0- 0	0- 1	HOME	1- 0	2- 0	7- 1				
9- 2	0- 0	0- 0	AWAY	2- 1	0- 1	7- 0				
2- 1	0- 0	0- 1	NEUTRAL	0- 0	1- 0	1- 0				
11- 1	0- 0	0- 1	NON-CONFERENCE	1- 0	2- 0	8- 0				
5- 0	0- 0	0- 0	HOME	0- 0	1- 0	4- 0				
4- 0	0- 0	0- 0	AWAY	1- 0	0- 0	3- 0				
2- 1	0- 0	0- 1	NEUTRAL	0- 0	1- 0	1- 0				
10- 4	0- 0	0- 1	CONFERENCE	2- 1	1- 1	7- 1				
5- 2	0- 0	0- 1	HOME	1- 0	1- 0	3- 1				
5- 2	0- 0	0- 0	AWAY	1- 1	0- 1	4- 0				
0- 0	0- 0	0- 0	NEUTRAL	0- 0	0- 0	0- 0				

RPI	S	Opponent	Score	RPI	S	Opponent	Score	RPI	S	Opponent	Score	RPI	S	Opponent	Score	Team's RPI: 103
35	H	Rice	43 55	43	N	Tennessee	69 73	61	A	Middle Tenn.	44 60	117	A	Charlotte	56 60	
								61	H	Middle Tenn.	77 72	120	H	Western Ky.	70 63	
								70	A	FGCU	62 60	129	N	Oklahoma	89 84	
								87	A	Old Dominion	69 61	142	H	Appalachian St.	80 61	
												172	H	Louisiana Tech	68 73	
												176	H	North Texas	70 60	
												181	H	Southern Miss.	71 60	
												202	H	Marshall	77 59	
												209	H	Memphis	85 54	
												257	A	Alabama St.	62 47	
												278	A	UTEP	74 48	
												287	A	Samford	66 41	
												289	H	Alabama A&M	82 47	
												304	A	Fla. Atlantic	89 64	
												305	A	UTSA	59 42	
												315	A	FIU	83 59	
												323	H	McNeese	91 48	
												328	N	Coppin St.	86 61	
												350	A	Chicago St.	90 45	
												351	H	Alcorn	80 53	
LAST 12 Division I GAMES:																
43	N	Tennessee	69 73	61	A	Middle Tenn.	44 60									
61	H	Middle Tenn.	77 72	35	H	Rice	43 55									
120	H	Western Ky.	70 63	176	H	North Texas	70 60									
202	H	Marshall	77 59	305	A	UTSA	59 42									
117	A	Charlotte	56 60	278	A	UTEP	74 48									
87	A	Old Dominion	69 61	181	H	Southern Miss.	71 60									

Non-Div I Games: Ala.-Huntsville 83 58

UAB

■ Loss, 
 ■ Non-Conf, S Site, 
 ■ Home 
 ■ Away 
 N Neutral

Average RPI Win:	219	WON-LOST	WINNING	LAST 10	STRENGTH OF	OPP. STRENGTH	TEAM	ADJ.	CONF.	ADJ CONF.
Average RPI Loss:	123	RECORD	PCT. RANK	GAMES	SCHEDULE	OF SCHEDULE	RPI	RPI	RPI	RPI
DIV. I ONLY	18- 6	43	0- 1	222	155	82	82	20	20	
DIV. I NON-CONF.	7- 5	132	0- 1	241	50	127	127	20	20	
TOTALS	RPI 1-25	RPI 26-50	W-L RECORDS	RPI 51-100	RPI 101-150	RPI 150+				
18- 6	0- 1	0- 0	OVERALL	1- 1	5- 2	12- 2				
9- 1	0- 0	0- 0	HOME	1- 1	2- 0	6- 0				
8- 5	0- 1	0- 0	AWAY	0- 0	3- 2	5- 2				
1- 0	0- 0	0- 0	NEUTRAL	0- 0	0- 0	1- 0				
7- 5	0- 1	0- 0	NON-CONFERENCE	1- 1	1- 2	5- 1				
3- 1	0- 0	0- 0	HOME	1- 1	0- 0	2- 0				
3- 4	0- 1	0- 0	AWAY	0- 0	1- 2	2- 1				
1- 0	0- 0	0- 0	NEUTRAL	0- 0	0- 0	1- 0				
11- 1	0- 0	0- 0	CONFERENCE	0- 0	4- 0	7- 1				
6- 0	0- 0	0- 0	HOME	0- 0	2- 0	4- 0				
5- 1	0- 0	0- 0	AWAY	0- 0	2- 0	3- 1				
0- 0	0- 0	0- 0	NEUTRAL	0- 0	0- 0	0- 0				

RPI 1-25				RPI 26-50				RPI 51-100 Team's RPI: 82				RPI 101+			
RPI	S	Opponent	Score	RPI	S	Opponent	Score	RPI	S	Opponent	Score	RPI	S	Opponent	Score
4	A	Stanford	43 71					56	H	Saint Mary's (CA)	76 74	109	A	Loyola Marymount	53 60
								95	H	Pacific	80 83	124	A	Portland St.	50 65
												143	A	UC Riverside	67 59
												143	H	UC Riverside	72 59
												145	A	Washington St.	75 62
												150	A	CSUN	60 49
												150	H	CSUN	70 54
												171	A	Montana	56 62
												177	H	UC Irvine	80 57
												218	N	Nevada	84 68
												232	A	Hawaii	60 65
												232	H	Hawaii	72 46
												233	A	Sacramento St.	109 60
												246	A	San Francisco	70 68
												266	A	Cal St. Fullerton	75 39
												266	H	Cal St. Fullerton	75 51
												275	H	Long Beach St.	70 50
												286	H	Southern Utah	68 45
												299	A	UC Santa Barbara	70 44
												313	A	Cal Poly	85 61
												343	H	Seattle U	76 59
LAST 12 Division I GAMES:															
171	A	Montana	56 62	275	H	Long Beach St.	70 50								
232	H	Hawaii	72 46	266	A	Cal St. Fullerton	75 39								
143	H	UC Riverside	72 59	150	A	CSUN	60 49								
313	A	Cal Poly	85 61	177	H	UC Irvine	80 57								
299	A	UC Santa Barbara	70 44	266	H	Cal St. Fullerton	75 51								
150	H	CSUN	70 54	232	A	Hawaii	60 65								

Non-Div I Games: Dominican (CA) 92 42

UC Davis

■ Loss, 
 ■ Non-Conf, 
 ■ S Site, 
 ■ H Home 
 ■ A Away 
 N Neutral

Average RPI Win:	255	WON-LOST	WINNING	LAST 10	STRENGTH OF	OPP. STRENGTH	TEAM	ADJ.	CONF.	ADJ CONF.
Average RPI Loss:	162	RECORD	PCT. RANK	GAMES	SCHEDULE	OF SCHEDULE	RPI	RPI	RPI	RPI
DIV. I ONLY	16- 7	66	0- 1	338	223	177	177	20	20	
DIV. I NON-CONF.	9- 2	43	0- 0	317	239	142	142	20	20	
TOTALS	RPI 1-25	RPI 26-50	W-L RECORDS	RPI 51-100	RPI 101-150	RPI 150+				
16- 7	0- 1	0- 0	OVERALL	0- 1	2- 2	14- 3				
8- 3	0- 0	0- 0	HOME	0- 0	1- 1	7- 2				
6- 4	0- 1	0- 0	AWAY	0- 1	1- 1	5- 1				
2- 0	0- 0	0- 0	NEUTRAL	0- 0	0- 0	2- 0				
9- 2	0- 1	0- 0	NON-CONFERENCE	0- 0	1- 0	8- 1				
4- 1	0- 0	0- 0	HOME	0- 0	0- 0	4- 1				
3- 1	0- 1	0- 0	AWAY	0- 0	1- 0	2- 0				
2- 0	0- 0	0- 0	NEUTRAL	0- 0	0- 0	2- 0				
7- 5	0- 0	0- 0	CONFERENCE	0- 1	1- 2	6- 2				
4- 2	0- 0	0- 0	HOME	0- 0	1- 1	3- 1				
3- 3	0- 0	0- 0	AWAY	0- 1	0- 1	3- 1				
0- 0	0- 0	0- 0	NEUTRAL	0- 0	0- 0	0- 0				

RPI 1-25				RPI 26-50				RPI 51-100				RPI 101+ Team's RPI: 177			
RPI	S	Opponent	Score	RPI	S	Opponent	Score	RPI	S	Opponent	Score	RPI	S	Opponent	Score
6	A	Oregon	69 115					82	A	UC Davis	57 80	124	A	Portland St.	73 68
												143	A	UC Riverside	72 88
												143	H	UC Riverside	65 66
												150	H	CSUN	65 61
												178	A	Portland	84 69
												188	N	Indiana St.	77 61
												200	H	UNLV	57 55
												226	H	San Diego St.	70 78
												232	A	Hawaii	53 48
												232	H	Hawaii	68 70
												265	H	CSU Bakersfield	85 78
												266	H	Cal St. Fullerton	65 61
												275	A	Long Beach St.	48 46
												286	H	Southern Utah	75 58
												299	A	UC Santa Barbara	52 71
												299	H	UC Santa Barbara	74 68
												309	A	San Jose St.	74 66
												313	A	Cal Poly	75 59
												313	H	Cal Poly	73 57
												343	H	Seattle U	65 60
												346	N	LIU Brooklyn	84 71
LAST 12 Division I GAMES:															
				143	H	UC Riverside	65 66					299	H	UC Santa Barbara	74 68
				232	A	Hawaii	53 48					313	H	Cal Poly	73 57
				299	A	UC Santa Barbara	52 71					82	A	UC Davis	57 80
				275	A	Long Beach St.	48 46					143	A	UC Riverside	72 88
				266	H	Cal St. Fullerton	65 61					150	H	CSUN	65 61
				232	H	Hawaii	68 70					313	A	Cal Poly	75 59

Non-Div I Games: LIFE Pacific 105 31

UC Irvine

■ Loss, 
 ■ Non-Conf, S Site, 
 ■ Home 
 ■ Away 
 N Neutral

## UC Riverside

Through Games Of Feb. 25, 2019

Average RPI Win:	249	WON-LOST	WINNING	LAST 10	STRENGTH OF	OPP. STRENGTH	TEAM	ADJ.	CONF.	ADJ CONF.
Average RPI Loss:	128	RECORD	PCT. RANK	GAMES	SCHEDULE	OF SCHEDULE	RPI	RPI	RPI	RPI
DIV. I ONLY	15- 12	144	1- 0	171	226	143	143	20	20	
DIV. I NON-CONF.	6- 8	199	0- 0	124	162	156	156	20	20	
TOTALS	RPI 1-25	RPI 26-50	W-L RECORDS	RPI 51-100	RPI 101-150	RPI 150+				
15- 12	0- 2	0- 2	OVERALL	0- 2	1- 2	14- 4				
7- 2	0- 0	0- 0	HOME	0- 1	1- 0	6- 1				
7- 7	0- 0	0- 2	AWAY	0- 1	0- 2	7- 2				
1- 3	0- 2	0- 0	NEUTRAL	0- 0	0- 0	1- 1				
6- 8	0- 2	0- 2	NON-CONFERENCE	0- 0	1- 1	5- 3				
3- 0	0- 0	0- 0	HOME	0- 0	1- 0	2- 0				
2- 5	0- 0	0- 2	AWAY	0- 0	0- 1	2- 2				
1- 3	0- 2	0- 0	NEUTRAL	0- 0	0- 0	1- 1				
9- 4	0- 0	0- 0	CONFERENCE	0- 2	0- 1	9- 1				
4- 2	0- 0	0- 0	HOME	0- 1	0- 0	4- 1				
5- 2	0- 0	0- 0	AWAY	0- 1	0- 1	5- 0				
0- 0	0- 0	0- 0	NEUTRAL	0- 0	0- 0	0- 0				

RPI S	Opponent	Score	RPI S	Opponent	Score	RPI S	Opponent	Score	RPI S	Opponent	Score	Team's RPI: 143
6 N	Oregon	44 94	28 A	BYU	70 72	82 A	UC Davis	59 72	127 A	Oklahoma St.	51 76	
22 N	Texas A&M	63 70	50 A	Southern California	55 73	82 H	UC Davis	59 67	146 H	New Mexico St.	65 64	
									150 A	CSUN	56 69	
									162 H	Coastal Caro.	62 43	
									177 A	UC Irvine	66 65	
									177 H	UC Irvine	88 72	
									187 N	Eastern Wash.	57 45	
									195 N	Milwaukee	54 56	
									232 A	Hawaii	60 55	
									250 A	California Baptist	57 65	
									265 A	CSU Bakersfield	79 67	
									266 H	Cal St. Fullerton	62 59	
									274 A	Utah Valley	53 56	
									275 A	Long Beach St.	73 59	
									275 H	Long Beach St.	45 63	
									286 H	Southern Utah	56 50	
									299 H	UC Santa Barbara	73 60	
									313 A	Cal Poly	75 68	
									313 A	Cal Poly	75 68	
									313 H	Cal Poly	80 66	
									319 A	Weber St.	71 39	
LAST 12 Division I GAMES:												
313 A	Cal Poly	75 68	266 H	Cal St. Fullerton	62 59							
286 H	Southern Utah	56 50	299 H	UC Santa Barbara	73 60							
177 A	UC Irvine	66 65	232 A	Hawaii	60 55							
313 A	Cal Poly	75 68	275 A	Long Beach St.	73 59							
313 H	Cal Poly	80 66	150 A	CSUN	56 69							
82 A	UC Davis	59 72	177 H	UC Irvine	88 72							

Non-Div I Games:

UC Riverside

■ Loss, 
■ Non-Conf, 
■ S Site, 
■ Home 
■ A Away 
N Neutral

Average RPI Win:	227	WON-LOST	WINNING	LAST 10	STRENGTH OF	OPP. STRENGTH	TEAM	ADJ.	CONF.	ADJ CONF.
Average RPI Loss:	181	RECORD	PCT. RANK	GAMES	SCHEDULE	OF SCHEDULE	RPI	RPI	RPI	RPI
DIV. I ONLY	6- 20	307	1- 0	189	252	299	299	20	20	
DIV. I NON-CONF.	3- 10	278	1- 0	166	226	276	276	20	20	
TOTALS	RPI 1-25	RPI 26-50	W-L RECORDS	RPI 51-100	RPI 101-150	RPI 150+				
6- 20	0- 0	0- 2	OVERALL	0- 3	1- 4	5- 11				
4- 8	0- 0	0- 0	HOME	0- 2	1- 2	3- 4				
1- 12	0- 0	0- 2	AWAY	0- 1	0- 2	1- 7				
1- 0	0- 0	0- 0	NEUTRAL	0- 0	0- 0	1- 0				
3- 10	0- 0	0- 2	NON-CONFERENCE	0- 2	0- 2	3- 4				
1- 5	0- 0	0- 0	HOME	0- 1	0- 2	1- 2				
1- 5	0- 0	0- 2	AWAY	0- 1	0- 0	1- 2				
1- 0	0- 0	0- 0	NEUTRAL	0- 0	0- 0	1- 0				
3- 10	0- 0	0- 0	CONFERENCE	0- 1	1- 2	2- 7				
3- 3	0- 0	0- 0	HOME	0- 1	1- 0	2- 2				
0- 7	0- 0	0- 0	AWAY	0- 0	0- 2	0- 5				
0- 0	0- 0	0- 0	NEUTRAL	0- 0	0- 0	0- 0				

RPI S	Opponent	Score	RPI S	Opponent	Score	RPI S	Opponent	Score	RPI S	Opponent	Score	Team's RPI: 299
38	A California	45 69	56	H Saint Mary's (CA)	55 80	109	H Loyola Marymount	57 70				
50	A Southern California	39 82	82	H UC Davis	44 70	143	A UC Riverside	60 73				
			95	A Pacific	53 69	146	H New Mexico St.	73 81				
						150	A CSUN	65 73				
						150	H CSUN	61 60				
						177	A UC Irvine	68 74				
						177	H UC Irvine	71 52				
						200	A UNLV	51 69				
						201	N Dartmouth	62 56				
						226	A San Diego St.	63 58				
						232	A Hawaii	49 72				
						232	H Hawaii	35 47				
						250	H California Baptist	64 76				
						265	H CSU Bakersfield	48 56				
						266	A Cal St. Fullerton	62 74				
						266	H Cal St. Fullerton	52 59				
						274	A Utah Valley	54 63				
						275	A Long Beach St.	53 62				
						275	H Long Beach St.	60 54				
						313	A Cal Poly	67 75				
						335	H Grand Canyon	66 55				
LAST 12 Division I GAMES:												
201	N Dartmouth	62 56	82	H UC Davis	44 70							
275	A Long Beach St.	53 62	143	A UC Riverside	60 73							
266	A Cal St. Fullerton	62 74	177	A UC Irvine	68 74							
177	H UC Irvine	71 52	232	H Hawaii	35 47							
232	A Hawaii	49 72	266	H Cal St. Fullerton	52 59							
150	H CSUN	61 60	275	H Long Beach St.	60 54							

Non-Div I Games:

UC Santa Barbara

■ Loss, 
■ Non-Conf, 
■ S Site, 
■ H Home 
■ A Away 
N Neutral

Average RPI Win:	158	WON-LOST	WINNING	LAST 10	STRENGTH OF	OPP. STRENGTH	TEAM	ADJ.	CONF.	ADJ CONF.
Average RPI Loss:	42	RECORD	PCT. RANK	GAMES	SCHEDULE	OF SCHEDULE	RPI	RPI	RPI	RPI
DIV. I ONLY	22- 5	23	1- 0	54	77	16	16	9	9	
DIV. I NON-CONF.	11- 2	32	0- 0	50	27	14	14	8	8	
TOTALS	RPI 1-25	RPI 26-50	W-L RECORDS	RPI 51-100	RPI 101-150	RPI 150+				
22- 5	0- 4	0- 0	OVERALL	5- 0	5- 0	12- 1				
10- 1	0- 1	0- 0	HOME	4- 0	1- 0	5- 0				
11- 3	0- 2	0- 0	AWAY	1- 0	4- 0	6- 1				
1- 1	0- 1	0- 0	NEUTRAL	0- 0	0- 0	1- 0				
11- 2	0- 2	0- 0	NON-CONFERENCE	3- 0	3- 0	5- 0				
4- 0	0- 0	0- 0	HOME	2- 0	0- 0	2- 0				
6- 1	0- 1	0- 0	AWAY	1- 0	3- 0	2- 0				
1- 1	0- 1	0- 0	NEUTRAL	0- 0	0- 0	1- 0				
11- 3	0- 2	0- 0	CONFERENCE	2- 0	2- 0	7- 1				
6- 1	0- 1	0- 0	HOME	2- 0	1- 0	3- 0				
5- 2	0- 1	0- 0	AWAY	0- 0	1- 0	4- 1				
0- 0	0- 0	0- 0	NEUTRAL	0- 0	0- 0	0- 0				

RPI	S	Opponent	Score
5	A	UConn	57 93
5	H	UConn	41 78
12	N	Syracuse	52 57
23	A	Central Mich.	68 75

RPI	S	Opponent	Score

RPI	S	Opponent	Score
52	A	Quinnipiac	47 45
53	H	Villanova	71 56
81	H	Cincinnati	56 55
90	H	Houston	58 56
95	H	Pacific	64 57

RPI	S	Opponent	Score
125	A	Pittsburgh	61 58
132	A	South Fla.	62 49
132	H	South Fla.	66 63
144	A	Duquesne	71 63
149	A	Delaware	71 60
153	A	Mercer	76 42
157	H	Tulsa	60 44
161	H	Temple	62 54
163	H	Chattanooga	75 37
166	A	Tulane	59 61
194	A	Stetson	78 55
209	A	Memphis	68 55
210	A	SMU	66 54
210	H	SMU	55 43
216	N	Liberty	53 45
223	A	East Carolina	61 58
255	A	Wichita St.	57 49
271	H	Richmond	70 48

## LAST 12 Division I GAMES:

161	H	Temple	62 54	90	H	Houston	58 56
255	A	Wichita St.	57 49	5	A	UConn	57 93
5	H	UConn	41 78	223	A	East Carolina	61 58
166	A	Tulane	59 61	210	H	SMU	55 43
210	A	SMU	66 54	157	H	Tulsa	60 44
132	H	South Fla.	66 63	81	H	Cincinnati	56 55

Non-Div I Games:

UCF

■ Loss, 
 ■ Non-Conf, S Site, 
 ■ Home 
 ■ Away 
 N Neutral



Average RPI Win:	113	WON-LOST	WINNING	LAST 10	STRENGTH OF	OPP. STRENGTH	TEAM	ADJ.	CONF.	ADJ CONF.
Average RPI Loss:	41	RECORD	PCT. RANK	GAMES	SCHEDULE	OF SCHEDULE	RPI	RPI	RPI	RPI
DIV. I ONLY	17- 11	116	0- 1	9	10	33	33	2	2	
DIV. I NON-CONF.	7- 5	132	0- 0	77	42	109	109	2	2	
TOTALS	RPI 1-25	RPI 26-50	W-L RECORDS	RPI 51-100	RPI 101-150	RPI 150+				
17- 11	2- 6	4- 2	OVERALL	3- 1	4- 2	4- 0				
9- 5	0- 3	2- 1	HOME	1- 1	4- 0	2- 0				
8- 3	2- 2	2- 0	AWAY	2- 0	0- 1	2- 0				
0- 3	0- 1	0- 1	NEUTRAL	0- 0	0- 1	0- 0				
7- 5	0- 1	1- 1	NON-CONFERENCE	1- 1	3- 2	2- 0				
6- 1	0- 0	1- 0	HOME	1- 1	3- 0	1- 0				
1- 1	0- 0	0- 0	AWAY	0- 0	0- 1	1- 0				
0- 3	0- 1	0- 1	NEUTRAL	0- 0	0- 1	0- 0				
10- 6	2- 5	3- 1	CONFERENCE	2- 0	1- 0	2- 0				
3- 4	0- 3	1- 1	HOME	0- 0	1- 0	1- 0				
7- 2	2- 2	2- 0	AWAY	2- 0	0- 0	1- 0				
0- 0	0- 0	0- 0	NEUTRAL	0- 0	0- 0	0- 0				

RPI 1-25				RPI 26-50				Team's RPI: 33	RPI 51-100				RPI 101+			
RPI	S	Opponent	Score	RPI	S	Opponent	Score		RPI	S	Opponent	Score	RPI	S	Opponent	Score
4	A	Stanford	80 86	31	N	North Carolina	49 83		51	H	Indiana	65 67	109	A	Loyola Marymount	63 69
4	H	Stanford	51 65	35	H	Rice	59 50		65	A	Utah	100 90	110	H	Fresno St.	89 80
6	A	Oregon	74 69	38	A	California	84 79		72	A	Arizona	98 93	127	H	Oklahoma St.	71 59
6	H	Oregon	52 72	38	H	California	80 74		97	H	Georgia	80 69	132	N	South Fla.	56 60
17	N	Kentucky	74 75	50	A	Southern California	72 65						140	H	Seton Hall	78 62
19	A	Arizona St.	61 59	50	H	Southern California	67 72						145	H	Washington St.	83 56
21	A	Oregon St.	72 75										158	H	Washington	76 60
21	H	Oregon St.	73 83										165	A	Colorado	64 60
													313	H	Cal Poly	81 35
													337	A	UIC	78 47
LAST 12 Division I GAMES:																
21	A	Oregon St.	72 75	158	H	Washington	76 60									
6	A	Oregon	74 69	145	H	Washington St.	83 56									
38	H	California	80 74	72	A	Arizona	98 93									
4	H	Stanford	51 65	19	A	Arizona St.	61 59									
65	A	Utah	100 90	50	H	Southern California	67 72									
165	A	Colorado	64 60	6	H	Oregon	52 72									

Non-Div I Games:

UCLA

■ Loss, 
 ■ Non-Conf, 
 ■ S Site, 
 ■ H Home 
 ■ A Away 
 N Neutral

Average RPI Win:	116	WON-LOST	WINNING	LAST 10	STRENGTH OF	OPP. STRENGTH	TEAM	ADJ.	CONF.	ADJ CONF.
Average RPI Loss:	3	RECORD	PCT. RANK	GAMES	SCHEDULE	OF SCHEDULE	RPI	RPI	RPI	RPI
DIV. I ONLY	25- 2	2	1- 0	36	18	5	5	9	9	
DIV. I NON-CONF.	12- 2	31	0- 0	31	1	8	8	8	8	
TOTALS	RPI 1-25	RPI 26-50	W-L RECORDS	RPI 51-100	RPI 101-150	RPI 150+				
25- 2	5- 2	1- 0	OVERALL	5- 0	4- 0	10- 0				
11- 0	3- 0	0- 0	HOME	2- 0	2- 0	4- 0				
10- 2	2- 2	1- 0	AWAY	2- 0	1- 0	4- 0				
4- 0	0- 0	0- 0	NEUTRAL	1- 0	1- 0	2- 0				
12- 2	3- 2	1- 0	NON-CONFERENCE	2- 0	3- 0	3- 0				
4- 0	2- 0	0- 0	HOME	1- 0	1- 0	0- 0				
4- 2	1- 2	1- 0	AWAY	0- 0	1- 0	1- 0				
4- 0	0- 0	0- 0	NEUTRAL	1- 0	1- 0	2- 0				
13- 0	2- 0	0- 0	CONFERENCE	3- 0	1- 0	7- 0				
7- 0	1- 0	0- 0	HOME	1- 0	1- 0	4- 0				
6- 0	1- 0	0- 0	AWAY	2- 0	0- 0	3- 0				
0- 0	0- 0	0- 0	NEUTRAL	0- 0	0- 0	0- 0				

RPI	S	Opponent	Score	RPI	S	Opponent	Score	RPI	S	Opponent	Score	RPI	S	Opponent	Score
1	A	Notre Dame	89 71	38	A	California	76 66	73	N	Purdue	86 40	104	N	St. John's (NY)	65 55
2	A	Baylor	57 68					75	H	Ohio St.	85 53	129	A	Oklahoma	72 63
3	A	Louisville	69 78					81	A	Cincinnati	65 55	132	H	South Fla.	63 46
15	H	South Carolina	97 79					81	H	Cincinnati	82 38	140	H	Seton Hall	99 61
16	A	UCF	78 41					90	A	Houston	81 61	157	A	Tulsa	68 49
16	H	UCF	93 57									161	A	Temple	88 67
25	H	DePaul	99 63									161	H	Temple	109 74
LAST 12 Division I GAMES:															
157	A	Tulsa	68 49	81	A	Cincinnati	65 55								
209	H	Memphis	102 45	3	A	Louisville	69 78								
16	A	UCF	78 41	16	H	UCF	93 57								
15	H	South Carolina	97 79	210	H	SMU	79 39								
161	H	Temple	109 74	161	A	Temple	88 67								
223	H	East Carolina	118 55	166	A	Tulane	75 33								

Non-Div I Games:

UConn

■ Loss, 
 ■ Non-Conf, S Site, 
 ■ Home 
 ■ Away 
 N Neutral

Average RPI Win:	318	WON-LOST	WINNING	LAST 10	STRENGTH OF	OPP. STRENGTH	TEAM	ADJ.	CONF.	ADJ CONF.
Average RPI Loss:	182	RECORD	PCT. RANK	GAMES	SCHEDULE	OF SCHEDULE	RPI	RPI	RPI	RPI
DIV. I ONLY	3- 24	345	0- 1	292	213	337	337	21	21	
DIV. I NON-CONF.	2- 9	297	0- 0	236	207	308	308	18	18	
TOTALS	RPI 1-25	RPI 26-50	W-L RECORDS	RPI 51-100	RPI 101-150	RPI 150+				
3- 24	0- 1	0- 2	OVERALL	0- 3	0- 5	3- 13				
2- 9	0- 0	0- 2	HOME	0- 1	0- 2	2- 4				
1- 13	0- 1	0- 0	AWAY	0- 2	0- 3	1- 7				
0- 2	0- 0	0- 0	NEUTRAL	0- 0	0- 0	0- 2				
2- 9	0- 1	0- 2	NON-CONFERENCE	0- 0	0- 1	2- 5				
1- 3	0- 0	0- 2	HOME	0- 0	0- 0	1- 1				
1- 4	0- 1	0- 0	AWAY	0- 0	0- 1	1- 2				
0- 2	0- 0	0- 0	NEUTRAL	0- 0	0- 0	0- 2				
1- 15	0- 0	0- 0	CONFERENCE	0- 3	0- 4	1- 8				
1- 6	0- 0	0- 0	HOME	0- 1	0- 2	1- 3				
0- 9	0- 0	0- 0	AWAY	0- 2	0- 2	0- 5				
0- 0	0- 0	0- 0	NEUTRAL	0- 0	0- 0	0- 0				

RPI S	Opponent	Score	RPI S	Opponent	Score	RPI S	Opponent	Score	RPI S	Opponent	Score	Team's RPI: 337
10	A Marquette	32 96	33	H UCLA	47 78	64	A Wright St.	47 72	119	A Northwestern	44 87	
			42	H Miami (OH)	56 65	64	H Wright St.	46 79	122	A Youngstown St.	29 81	
						74	A Green Bay	32 62	122	H Youngstown St.	59 83	
									130	A IUPUI	43 71	
									130	H IUPUI	44 73	
									188	A Indiana St.	53 60	
									195	A Milwaukee	53 72	
									204	A Eastern Mich.	38 52	
									244	H Loyola Chicago	60 75	
									251	A Northern Ky.	44 78	
									251	H Northern Ky.	49 67	
									277	N Jackson St.	57 72	
									285	A Cleveland St.	53 71	
									285	H Cleveland St.	48 74	
									292	N Fairfield	60 68	
									308	A Oakland	57 74	
									308	H Oakland	69 65	
									314	H Valparaiso	75 65	
									332	A Evansville	62 54	
									333	A Detroit Mercy	45 62	
									333	H Detroit Mercy	36 42	
LAST 12 Division I GAMES:												
130	H IUPUI	44 73	64	A Wright St.	47 72							
308	A Oakland	57 74	195	A Milwaukee	53 72							
333	A Detroit Mercy	45 62	74	A Green Bay	32 62							
122	H Youngstown St.	59 83	130	A IUPUI	43 71							
285	H Cleveland St.	48 74	333	H Detroit Mercy	36 42							
251	A Northern Ky.	44 78	308	H Oakland	69 65							

Non-Div I Games:

UIC

■ Loss, 
■ Non-Conf, 
■ S Site, 
■ H Home 
■ A Away 
N Neutral

Average RPI Win:	299	WON-LOST	WINNING	LAST 10	STRENGTH OF	OPP. STRENGTH	TEAM	ADJ.	CONF.	ADJ CONF.
Average RPI Loss:	183	RECORD	PCT. RANK	GAMES	SCHEDULE	OF SCHEDULE	RPI	RPI	RPI	RPI
DIV. I ONLY	6- 18	299	1- 0	288	263	312	312	23	23	
DIV. I NON-CONF.	4- 6	212	0- 0	285	269	264	264	25	25	
TOTALS	RPI 1-25	RPI 26-50	W-L RECORDS	RPI 51-100	RPI 101-150	RPI 150+				
6- 18	0- 1	0- 0	OVERALL	0- 3	0- 3	6- 11				
2- 9	0- 0	0- 0	HOME	0- 1	0- 2	2- 6				
2- 9	0- 1	0- 0	AWAY	0- 2	0- 1	2- 5				
2- 0	0- 0	0- 0	NEUTRAL	0- 0	0- 0	2- 0				
4- 6	0- 1	0- 0	NON-CONFERENCE	0- 1	0- 1	4- 3				
0- 4	0- 0	0- 0	HOME	0- 0	0- 1	0- 3				
2- 2	0- 1	0- 0	AWAY	0- 1	0- 0	2- 0				
2- 0	0- 0	0- 0	NEUTRAL	0- 0	0- 0	2- 0				
2- 12	0- 0	0- 0	CONFERENCE	0- 2	0- 2	2- 8				
2- 5	0- 0	0- 0	HOME	0- 1	0- 1	2- 3				
0- 7	0- 0	0- 0	AWAY	0- 1	0- 1	0- 5				
0- 0	0- 0	0- 0	NEUTRAL	0- 0	0- 0	0- 0				

RPI 1-25				RPI 26-50				RPI 51-100				RPI 101+ Team's RPI: 312			
RPI	S	Opponent	Score	RPI	S	Opponent	Score	RPI	S	Opponent	Score	RPI	S	Opponent	Score
13	A	Maryland	61 92					58	A	Maine	44 84	107	H	Towson	62 71
								58	H	Maine	45 58	113	A	Hartford	47 92
								77	A	American	42 64	113	H	Hartford	52 66
												152	A	Stony Brook	44 57
												193	H	UMES	67 73
												221	H	Hofstra	42 45
												239	H	Mt. St. Mary's	52 65
												247	A	Binghamton	45 67
												247	H	Binghamton	46 58
												249	A	Albany (NY)	44 64
												249	H	Albany (NY)	69 60
												281	A	Vermont	50 58
												281	H	Vermont	44 58
												293	N	Kennesaw St.	57 53
												305	N	UTSA	72 58
												307	A	Morgan St.	73 68
												310	H	New Hampshire	64 62
												324	A	UMass Lowell	41 62
												324	H	UMass Lowell	55 67
												328	A	Coppin St.	57 52
LAST 12 Division I GAMES:															
249	H	Albany (NY)	69 60	152	A	Stony Brook	44 57								
281	A	Vermont	50 58	310	H	New Hampshire	64 62								
324	A	UMass Lowell	41 62	281	H	Vermont	44 58								
247	H	Binghamton	46 58	249	A	Albany (NY)	44 64								
58	H	Maine	45 58	247	A	Binghamton	45 67								
113	A	Hartford	47 92	324	H	UMass Lowell	55 67								

Non-Div I Games: Notre Dame (MD) 81 43 Eastern 81 42 Gettysburg 65 51

UMBC

Loss, Non-Conf, S Site, H Home A Away N Neutral

Average RPI Win:	291	WON-LOST	WINNING	LAST 10	STRENGTH OF	OPP. STRENGTH	TEAM	ADJ.	CONF.	ADJ CONF.
Average RPI Loss:	171	RECORD	PCT. RANK	GAMES	SCHEDULE	OF SCHEDULE	RPI	RPI	RPI	RPI
DIV. I ONLY	13- 12	160	0- 1	307	308	193	193	32	32	
DIV. I NON-CONF.	2- 9	297	0- 0	239	76	265	265	32	32	
TOTALS	RPI 1-25	RPI 26-50	W-L RECORDS	RPI 51-100	RPI 101-150	RPI 150+				
13- 12	0- 2	0- 1	OVERALL	0- 1	0- 1	13- 7				
5- 2	0- 0	0- 1	HOME	0- 0	0- 0	5- 1				
8- 10	0- 2	0- 0	AWAY	0- 1	0- 1	8- 6				
0- 0	0- 0	0- 0	NEUTRAL	0- 0	0- 0	0- 0				
2- 9	0- 2	0- 1	NON-CONFERENCE	0- 1	0- 1	2- 4				
0- 1	0- 0	0- 1	HOME	0- 0	0- 0	0- 0				
2- 8	0- 2	0- 0	AWAY	0- 1	0- 1	2- 4				
0- 0	0- 0	0- 0	NEUTRAL	0- 0	0- 0	0- 0				
11- 3	0- 0	0- 0	CONFERENCE	0- 0	0- 0	11- 3				
5- 1	0- 0	0- 0	HOME	0- 0	0- 0	5- 1				
6- 2	0- 0	0- 0	AWAY	0- 0	0- 0	6- 2				
0- 0	0- 0	0- 0	NEUTRAL	0- 0	0- 0	0- 0				

RPI 1-25				RPI 26-50				RPI 51-100				RPI 101+ Team's RPI: 193			
RPI	S	Opponent	Score	RPI	S	Opponent	Score	RPI	S	Opponent	Score	RPI	S	Opponent	Score
12	A	Syracuse	51 96	44	H	Buffalo	63 69	93	A	Georgetown	55 74	128	A	Wake Forest	67 78
18	A	Miami (FL)	53 71									192	A	N.C. A&T	58 70
												192	H	N.C. A&T	49 51
												197	A	George Mason	49 70
												206	A	Bethune-Cookman	64 52
												223	A	Howard	80 73
												223	A	East Carolina	69 84
												223	H	Howard	80 72
												239	A	Mt. St. Mary's	86 73
												264	A	Norfolk St.	59 43
												271	A	Richmond	55 57
												301	H	South Carolina St.	63 43
												307	A	Morgan St.	73 68
												312	A	UMBC	73 67
												328	H	Coppin St.	74 54
												336	A	Longwood	71 83
												339	A	N.C. Central	69 61
												339	H	N.C. Central	59 49
												342	A	Delaware St.	62 65
												347	A	Florida A&M	68 36
												349	H	Savannah St.	78 46
LAST 12 Division I GAMES:															
342	A	Delaware St.	62 65	223	A	Howard	80 73								
328	H	Coppin St.	74 54	264	A	Norfolk St.	59 43								
192	A	N.C. A&T	58 70	206	A	Bethune-Cookman	64 52								
339	A	N.C. Central	69 61	347	A	Florida A&M	68 36								
349	H	Savannah St.	78 46	192	H	N.C. A&T	49 51								
301	H	South Carolina St.	63 43	339	H	N.C. Central	59 49								

Non-Div I Games: Regent 72 16 Cheyney 88 39

UMES

Loss, Non-Conf, S Site, H Home A Away N Neutral

Average RPI Win:	290	WON-LOST	WINNING	LAST 10	STRENGTH OF	OPP. STRENGTH	TEAM	ADJ.	CONF.	ADJ CONF.
Average RPI Loss:	170	RECORD	PCT. RANK	GAMES	SCHEDULE	OF SCHEDULE	RPI	RPI	RPI	RPI
DIV. I ONLY	12- 12	170	1- 0	304	310	240	240	30	30	
DIV. I NON-CONF.	4- 7	228	0- 0	158	217	203	203	30	30	
TOTALS	RPI 1-25	RPI 26-50	W-L RECORDS	RPI 51-100	RPI 101-150	RPI 150+				
12- 12	0- 0	0- 2	OVERALL	0- 0	0- 2	12- 8				
5- 6	0- 0	0- 0	HOME	0- 0	0- 1	5- 5				
7- 6	0- 0	0- 2	AWAY	0- 0	0- 1	7- 3				
0- 0	0- 0	0- 0	NEUTRAL	0- 0	0- 0	0- 0				
4- 7	0- 0	0- 2	NON-CONFERENCE	0- 0	0- 1	4- 4				
2- 2	0- 0	0- 0	HOME	0- 0	0- 0	2- 2				
2- 5	0- 0	0- 2	AWAY	0- 0	0- 1	2- 2				
0- 0	0- 0	0- 0	NEUTRAL	0- 0	0- 0	0- 0				
8- 5	0- 0	0- 0	CONFERENCE	0- 0	0- 1	8- 4				
3- 4	0- 0	0- 0	HOME	0- 0	0- 1	3- 3				
5- 1	0- 0	0- 0	AWAY	0- 0	0- 0	5- 1				
0- 0	0- 0	0- 0	NEUTRAL	0- 0	0- 0	0- 0				

RPI 1-25				RPI 26-50				RPI 51-100				RPI 101+ Team's RPI: 240			
RPI	S	Opponent	Score	RPI	S	Opponent	Score	RPI	S	Opponent	Score	RPI	S	Opponent	Score
				30	A	Missouri	59 66					141	A	Kansas	55 67
				37	A	Kansas St.	50 61					146	H	New Mexico St.	86 90
												159	A	Denver	75 92
												160	H	Illinois St.	55 62
												167	A	Oral Roberts	64 75
												172	H	Louisiana Tech	80 70
												197	H	George Mason	84 91
												225	H	UTRGV	56 75
												241	H	SIUE	80 75
												244	A	Loyola Chicago	88 74
												250	A	California Baptist	78 74
												250	H	California Baptist	92 95
												265	A	CSU Bakersfield	71 85
												265	H	CSU Bakersfield	57 67
												274	A	Utah Valley	68 64
												274	H	Utah Valley	97 64
												317	A	North Dakota St.	69 59
												335	A	Grand Canyon	65 56
												335	H	Grand Canyon	73 45
												343	A	Seattle U	86 62
												343	H	Seattle U	83 66
												350	A	Chicago St.	111 58
LAST 12 Division I GAMES:															
				274	H	Utah Valley	97 64					146	H	New Mexico St.	86 90
				343	H	Seattle U	83 66					343	A	Seattle U	86 62
				265	A	CSU Bakersfield	71 85					274	A	Utah Valley	68 64
				335	A	Grand Canyon	65 56					335	H	Grand Canyon	73 45
				250	H	California Baptist	92 95					265	H	CSU Bakersfield	57 67
				225	H	UTRGV	56 75					250	A	California Baptist	78 74

Non-Div I Games: Peru St. 98 62 Mo.-St. Louis 92 63

UMKC

Loss, Non-Conf, S Site, H Home A Away N Neutral

Average RPI Win:	303	WON-LOST	WINNING	LAST 10	STRENGTH OF	OPP. STRENGTH	TEAM	ADJ.	CONF.	ADJ CONF.
Average RPI Loss:	202	RECORD	PCT. RANK	GAMES	SCHEDULE	OF SCHEDULE	RPI	RPI	RPI	RPI
DIV. I ONLY	6- 21	309	0- 1	306	298	324	324	23	23	
DIV. I NON-CONF.	3- 9	271	0- 0	294	332	310	310	25	25	
TOTALS	RPI 1-25	RPI 26-50	W-L RECORDS	RPI 51-100	RPI 101-150	RPI 150+				
6- 21	0- 0	0- 0	OVERALL	0- 2	0- 4	6- 15				
3- 8	0- 0	0- 0	HOME	0- 0	0- 2	3- 6				
3- 13	0- 0	0- 0	AWAY	0- 2	0- 2	3- 9				
0- 0	0- 0	0- 0	NEUTRAL	0- 0	0- 0	0- 0				
3- 9	0- 0	0- 0	NON-CONFERENCE	0- 1	0- 2	3- 6				
1- 3	0- 0	0- 0	HOME	0- 0	0- 1	1- 2				
2- 6	0- 0	0- 0	AWAY	0- 1	0- 1	2- 4				
0- 0	0- 0	0- 0	NEUTRAL	0- 0	0- 0	0- 0				
3- 12	0- 0	0- 0	CONFERENCE	0- 1	0- 2	3- 9				
2- 5	0- 0	0- 0	HOME	0- 0	0- 1	2- 4				
1- 7	0- 0	0- 0	AWAY	0- 1	0- 1	1- 5				
0- 0	0- 0	0- 0	NEUTRAL	0- 0	0- 0	0- 0				

RPI S	Opponent	Score	RPI S	Opponent	Score	RPI S	Opponent	Score	RPI S	Opponent	Score	Team's RPI: 324
						55	A Butler	36 89	111	H Providence	47 71	
						58	A Maine	45 79	113	A Hartford	45 69	
									113	H Hartford	44 66	
									140	A Seton Hall	57 90	
									152	A Stony Brook	56 76	
									152	H Stony Brook	47 64	
									185	A Holy Cross	54 63	
									201	A Dartmouth	54 70	
									222	A Cornell	54 63	
									227	A Massachusetts	62 59	
									247	A Binghamton	53 58	
									247	H Binghamton	50 70	
									249	A Albany (NY)	56 63	
									249	H Albany (NY)	53 56	
									252	H Colgate	52 61	
									281	A Vermont	42 52	
									281	H Vermont	54 51	
									298	H Bryant	57 58	
									307	A Morgan St.	49 61	
									310	A New Hampshire	46 54	
									310	H New Hampshire	53 56	
									312	A UMBC	67 55	
									312	H UMBC	62 41	
									340	H Saint Peter's	59 57	
									346	A LIU Brooklyn	69 64	
LAST 12 Division I GAMES:												
113	A	Hartford	45	69	281	A	Vermont	42	52			
247	A	Binghamton	53	58	58	A	Maine	45	79			
312	H	UMBC	62	41	247	H	Binghamton	50	70			
249	H	Albany (NY)	53	56	113	H	Hartford	44	66			
152	H	Stony Brook	47	64	249	A	Albany (NY)	56	63			
310	A	New Hampshire	46	54	312	A	UMBC	67	55			

Non-Div I Games: Fisher 79 45

UMass Lowell

Loss, Non-Conf, S Site, H Home A Away N Neutral

## UNC Asheville

Through Games Of Feb. 25, 2019

Average RPI Win:	279	WON-LOST	WINNING	LAST 10	STRENGTH OF	OPP. STRENGTH	TEAM	ADJ.	CONF.	ADJ CONF.
Average RPI Loss:	162	RECORD	PCT. RANK	GAMES	SCHEDULE	OF SCHEDULE	RPI	RPI	RPI	RPI
DIV. I ONLY	14- 11	141	1- 0	273	311	183	183	28	28	
DIV. I NON-CONF.	4- 6	212	0- 0	118	270	193	193	29	29	
TOTALS	RPI 1-25	RPI 26-50	W-L RECORDS	RPI 51-100	RPI 101-150	RPI 150+				
14- 11	0- 0	0- 1	OVERALL	0- 2	2- 1	12- 7				
10- 1	0- 0	0- 0	HOME	0- 0	2- 0	8- 1				
4- 10	0- 0	0- 1	AWAY	0- 2	0- 1	4- 6				
0- 0	0- 0	0- 0	NEUTRAL	0- 0	0- 0	0- 0				
4- 6	0- 0	0- 1	NON-CONFERENCE	0- 1	1- 1	3- 3				
4- 0	0- 0	0- 0	HOME	0- 0	1- 0	3- 0				
0- 6	0- 0	0- 1	AWAY	0- 1	0- 1	0- 3				
0- 0	0- 0	0- 0	NEUTRAL	0- 0	0- 0	0- 0				
10- 5	0- 0	0- 0	CONFERENCE	0- 1	1- 0	9- 4				
6- 1	0- 0	0- 0	HOME	0- 0	1- 0	5- 1				
4- 4	0- 0	0- 0	AWAY	0- 1	0- 0	4- 3				
0- 0	0- 0	0- 0	NEUTRAL	0- 0	0- 0	0- 0				

RPI 1-25				RPI 26-50				RPI 51-100				RPI 101+				Team's RPI: 183	
RPI	S	Opponent	Score	RPI	S	Opponent	Score	RPI	S	Opponent	Score	RPI	S	Opponent	Score		
				43	A	Tennessee	46 73	61	A	Middle Tenn.	46 67	117	A	Charlotte	53 70		
								85	A	Radford	46 60		H	High Point	67 56		
												138	H	Davidson	69 56		
												153	A	Mercer	47 61		
												154	A	Tennessee Tech	53 60		
												208	H	Hampton	58 61		
												214	A	Furman	47 58		
												219	A	Campbell	48 49		
												219	H	Campbell	60 52		
												229	A	Gardner-Webb	59 69		
												254	H	ETSU	56 55		
												259	H	Wofford	60 46		
												279	A	Winthrop	55 43		
												279	H	Winthrop	70 36		
												300	A	Charleston So.	59 70		
												330	A	Presbyterian	52 43		
												330	H	Presbyterian	51 45		
												336	A	Longwood	68 57		
												336	H	Longwood	80 55		
												338	H	Western Caro.	74 49		
												344	A	USC Upstate	93 86		
												344	H	USC Upstate	56 53		
LAST 12 Division I GAMES:																	
				344	H	USC Upstate	56 53					279	H	Winthrop	70 36		
				336	A	Longwood	68 57					330	A	Presbyterian	52 43		
				279	A	Winthrop	55 43					336	H	Longwood	80 55		
				330	H	Presbyterian	51 45					118	H	High Point	67 56		
				219	A	Campbell	48 49					344	A	USC Upstate	93 86		
				300	A	Charleston So.	59 70					219	H	Campbell	60 52		

Non-Div I Games: Warren Wilson 92 31

UNC Asheville

■ Loss, 
 ■ Non-Conf, 
 ■ S Site, 
 ■ Home 
 ■ A Away 
 N Neutral



## UNC Greensboro

Through Games Of Feb. 25, 2019

Average RPI Win:	274	WON-LOST	WINNING	LAST 10	STRENGTH OF	OPP. STRENGTH	TEAM	ADJ.	CONF.	ADJ CONF.
Average RPI Loss:	191	RECORD	PCT. RANK	GAMES	SCHEDULE	OF SCHEDULE	RPI	RPI	RPI	RPI
DIV. I ONLY	6- 17	293	1- 0	270	279	303	303	27	27	
DIV. I NON-CONF.	2- 9	297	0- 0	207	203	293	293	24	24	
TOTALS	RPI 1-25	RPI 26-50	W-L RECORDS	RPI 51-100	RPI 101-150	RPI 150+				
6- 17	0- 0	0- 1	OVERALL	0- 0	0- 4	6- 12				
4- 3	0- 0	0- 0	HOME	0- 0	0- 0	4- 3				
1- 13	0- 0	0- 1	AWAY	0- 0	0- 3	1- 9				
1- 1	0- 0	0- 0	NEUTRAL	0- 0	0- 1	1- 0				
2- 9	0- 0	0- 1	NON-CONFERENCE	0- 0	0- 4	2- 4				
1- 1	0- 0	0- 0	HOME	0- 0	0- 0	1- 1				
0- 7	0- 0	0- 1	AWAY	0- 0	0- 3	0- 3				
1- 1	0- 0	0- 0	NEUTRAL	0- 0	0- 1	1- 0				
4- 8	0- 0	0- 0	CONFERENCE	0- 0	0- 0	4- 8				
3- 2	0- 0	0- 0	HOME	0- 0	0- 0	3- 2				
1- 6	0- 0	0- 0	AWAY	0- 0	0- 0	1- 6				
0- 0	0- 0	0- 0	NEUTRAL	0- 0	0- 0	0- 0				

RPI 1-25			RPI 26-50			RPI 51-100			RPI 101+ Team's RPI: 303		
RPI	S	Opponent	Score	RPI	S	Opponent	Score	RPI	S	Opponent	Score
				31	A	North Carolina	62 83				
								118	A	High Point	75 82
								134	A	Georgia St.	63 70
								140	N	Seton Hall	64 71
								142	A	Appalachian St.	65 68
								153	A	Mercer	73 85
								153	H	Mercer	58 71
								162	H	Coastal Caro.	71 78
								163	A	Chattanooga	54 64
								204	N	Eastern Mich.	49 44
								214	A	Furman	61 64
								214	H	Furman	49 59
								216	H	Liberty	48 45
								219	A	Campbell	49 53
								254	A	ETSU	76 85
								259	A	Wofford	66 93
								259	H	Wofford	77 61
								271	A	Richmond	48 59
								287	A	Samford	53 57
								287	H	Samford	55 54
								338	A	Western Caro.	66 42
								338	H	Western Caro.	71 59
								339	A	N.C. Central	57 66
LAST 12 Division I GAMES:											
338	A	Western Caro.	66 42	254	A	ETSU	76 85				
287	A	Samford	53 57	338	H	Western Caro.	71 59				
153	A	Mercer	73 85	153	H	Mercer	58 71				
214	H	Furman	49 59	287	H	Samford	55 54				
259	H	Wofford	77 61	259	A	Wofford	66 93				
163	A	Chattanooga	54 64	214	A	Furman	61 64				

Non-Div I Games: Pfeiffer 92 23 UNC Pembroke 72 32 Lees-McRae 92 36 Young Harris 62 29  
 UNC Greensboro

Loss, Non-Conf, S Site, H Home A Away N Neutral

Average RPI Win:	219	WON-LOST	WINNING	LAST 10	STRENGTH OF	OPP. STRENGTH	TEAM	ADJ.	CONF.	ADJ CONF.
Average RPI Loss:	88	RECORD	PCT. RANK	GAMES	SCHEDULE	OF SCHEDULE	RPI	RPI	RPI	RPI
DIV. I ONLY	14- 10	126	1- 0	135	141	121	121	10	10	
DIV. I NON-CONF.	5- 4	139	0- 0	288	240	169	169	10	10	
TOTALS	RPI 1-25	RPI 26-50	W-L RECORDS	RPI 51-100	RPI 101-150	RPI 150+				
14- 10	0- 0	1- 3	OVERALL	0- 2	3- 4	10- 1				
11- 1	0- 0	1- 0	HOME	0- 1	3- 0	7- 0				
3- 9	0- 0	0- 3	AWAY	0- 1	0- 4	3- 1				
0- 0	0- 0	0- 0	NEUTRAL	0- 0	0- 0	0- 0				
5- 4	0- 0	0- 2	NON-CONFERENCE	0- 0	0- 2	5- 0				
3- 0	0- 0	0- 0	HOME	0- 0	0- 0	3- 0				
2- 4	0- 0	0- 2	AWAY	0- 0	0- 2	2- 0				
0- 0	0- 0	0- 0	NEUTRAL	0- 0	0- 0	0- 0				
9- 6	0- 0	1- 1	CONFERENCE	0- 2	3- 2	5- 1				
8- 1	0- 0	1- 0	HOME	0- 1	3- 0	4- 0				
1- 5	0- 0	0- 1	AWAY	0- 1	0- 2	1- 1				
0- 0	0- 0	0- 0	NEUTRAL	0- 0	0- 0	0- 0				

RPI S	Opponent	Score	RPI S	Opponent	Score	RPI S	Opponent	Score	RPI S	Opponent	Score	Team's RPI: 121
			31	A North Carolina	55 82	66	A Drexel	55 67	101	A VCU	47 58	
			32	A Ohio	72 95	66	H Drexel	53 65	107	A Towson	61 82	
			36	A James Madison	51 58				107	H Towson	77 73	
			36	H James Madison	66 63				112	H Northeastern	83 70	
									125	A Pittsburgh	56 60	
									149	A Delaware	53 65	
									149	H Delaware	72 64	
									170	A William & Mary	64 70	
									170	H William & Mary	66 58	
									213	A Elon	75 70	
									213	H Elon	76 51	
									221	H Hofstra	89 54	
									223	A East Carolina	71 68	
									288	H Col. of Charleston	71 49	
									330	H Presbyterian	63 48	
									335	H Grand Canyon	77 55	
									336	H Longwood	35 33	
									339	A N.C. Central	89 82	
LAST 12 Division I GAMES:												
			149	H Delaware	72 64	112	H Northeastern	83 70				
			66	H Drexel	53 65	221	H Hofstra	89 54				
			36	A James Madison	51 58	66	A Drexel	55 67				
			107	A Towson	61 82	149	A Delaware	53 65				
			170	H William & Mary	66 58	107	H Towson	77 73				
			213	H Elon	76 51	36	H James Madison	66 63				

Non-Div I Games: Fayetteville St. 72 54 Belmont Abbey 74 58

UNCW

Loss, Non-Conf, S Site, H Home A Away N Neutral

Average RPI Win:	231	WON-LOST	WINNING	LAST 10	STRENGTH OF	OPP. STRENGTH	TEAM	ADJ.	CONF.	ADJ CONF.
Average RPI Loss:	54	RECORD	PCT. RANK	GAMES	SCHEDULE	OF SCHEDULE	RPI	RPI	RPI	RPI
DIV. I ONLY	16- 9	94	0- 1	129	134	91	91	13	13	
DIV. I NON-CONF.	6- 5	143	0- 1	69	60	70	70	15	15	
TOTALS	RPI 1-25	RPI 26-50	W-L RECORDS	RPI 51-100	RPI 101-150	RPI 150+				
16- 9	0- 4	0- 1	OVERALL	0- 3	3- 0	13- 1				
9- 2	0- 1	0- 0	HOME	0- 1	2- 0	7- 0				
7- 6	0- 3	0- 1	AWAY	0- 1	1- 0	6- 1				
0- 1	0- 0	0- 0	NEUTRAL	0- 1	0- 0	0- 0				
6- 5	0- 2	0- 1	NON-CONFERENCE	0- 2	3- 0	3- 0				
4- 0	0- 0	0- 0	HOME	0- 0	2- 0	2- 0				
2- 4	0- 2	0- 1	AWAY	0- 1	1- 0	1- 0				
0- 1	0- 0	0- 0	NEUTRAL	0- 1	0- 0	0- 0				
10- 4	0- 2	0- 0	CONFERENCE	0- 1	0- 0	10- 1				
5- 2	0- 1	0- 0	HOME	0- 1	0- 0	5- 0				
5- 2	0- 1	0- 0	AWAY	0- 0	0- 0	5- 1				
0- 0	0- 0	0- 0	NEUTRAL	0- 0	0- 0	0- 0				

RPI 1-25				RPI 26-50				RPI 51-100 Team's RPI: 91				RPI 101+			
RPI	S	Opponent	Score	RPI	S	Opponent	Score	RPI	S	Opponent	Score	RPI	S	Opponent	Score
7	A	Iowa	57 83	37	A	Kansas St.	62 72	57	N	Boise St.	60 61	105	H	Creighton	65 55
10	A	Marquette	61 102					69	H	Missouri St.	58 63	130	A	IUPUI	53 40
24	A	Drake	61 76					98	A	Northern Ill.	59 70	149	H	Delaware	79 67
24	H	Drake	64 88									151	H	Southern Ill.	65 53
												156	A	Bradley	81 78
												160	A	Illinois St.	64 66
												188	A	Indiana St.	71 51
												188	H	Indiana St.	71 63
												244	A	Loyola Chicago	71 65
												244	H	Loyola Chicago	64 52
												252	H	North Dakota	64 60
												275	A	Long Beach St.	71 64
												314	A	Valparaiso	64 56
												314	H	Valparaiso	71 52
												322	H	Omaha	79 50
												332	A	Evansville	74 46
												332	H	Evansville	95 46
LAST 12 Division I GAMES:															
98	A	Northern Ill.	59 70	244	A	Loyola Chicago	71 65								
10	A	Marquette	61 102	69	H	Missouri St.	58 63								
332	H	Evansville	95 46	151	H	Southern Ill.	65 53								
188	H	Indiana St.	71 63	188	A	Indiana St.	71 51								
24	A	Drake	61 76	332	A	Evansville	74 46								
314	A	Valparaiso	64 56	24	H	Drake	64 88								

Non-Div I Games: Minnesota St. 73 56

UNI

Loss, Non-Conf, S Site, H Home A Away N Neutral

Average RPI Win:	241	WON-LOST	WINNING	LAST 10	STRENGTH OF	OPP. STRENGTH	TEAM	ADJ.	CONF.	ADJ CONF.
Average RPI Loss:	119	RECORD	PCT. RANK	GAMES	SCHEDULE	OF SCHEDULE	RPI	RPI	RPI	RPI
DIV. I ONLY	10- 16	243	0- 1	121	158	200	200	15	15	
DIV. I NON-CONF.	2- 9	297	0- 1	87	168	281	281	13	13	
TOTALS	RPI 1-25	RPI 26-50	W-L RECORDS	RPI 51-100	RPI 101-150	RPI 150+				
10- 16	0- 1	1- 4	OVERALL	0- 4	0- 2	9- 5				
7- 7	0- 1	1- 2	HOME	0- 3	0- 0	6- 1				
3- 9	0- 0	0- 2	AWAY	0- 1	0- 2	3- 4				
0- 0	0- 0	0- 0	NEUTRAL	0- 0	0- 0	0- 0				
2- 9	0- 1	0- 1	NON-CONFERENCE	0- 3	0- 1	2- 3				
2- 5	0- 1	0- 1	HOME	0- 2	0- 0	2- 1				
0- 4	0- 0	0- 0	AWAY	0- 1	0- 1	0- 2				
0- 0	0- 0	0- 0	NEUTRAL	0- 0	0- 0	0- 0				
8- 7	0- 0	1- 3	CONFERENCE	0- 1	0- 1	7- 2				
5- 2	0- 0	1- 1	HOME	0- 1	0- 0	4- 0				
3- 5	0- 0	0- 2	AWAY	0- 0	0- 1	3- 2				
0- 0	0- 0	0- 0	NEUTRAL	0- 0	0- 0	0- 0				

RPI 1-25				RPI 26-50				RPI 51-100				RPI 101+ Team's RPI: 200			
RPI	S	Opponent	Score	RPI	S	Opponent	Score	RPI	S	Opponent	Score	RPI	S	Opponent	Score
14	H	Gonzaga	59 70	46	A	Wyoming	62 90	57	H	Boise St.	57 64	110	A	Fresno St.	55 73
				46	H	Wyoming	49 64	61	H	Middle Tenn.	62 66	124	A	Portland St.	49 58
				48	A	New Mexico	77 80	64	H	Wright St.	52 68	177	A	UC Irvine	55 57
				48	H	New Mexico	66 57	84	A	Duke	38 66	189	H	Utah St.	77 56
				50	H	Southern California	72 86					218	A	Nevada	62 70
												220	H	Florida	56 53
												226	A	San Diego St.	62 49
												226	H	San Diego St.	71 57
												232	H	Hawaii	61 66
												276	A	Colorado St.	49 52
												291	A	Air Force	62 47
												291	H	Air Force	66 56
												299	H	UC Santa Barbara	69 51
												301	A	South Carolina St.	49 58
												309	A	San Jose St.	53 43
												309	H	San Jose St.	74 70
LAST 12 Division I GAMES:															
301	A	South Carolina St.	49 58	291	A	Air Force	62 47								
220	H	Florida	56 53	110	A	Fresno St.	55 73								
61	H	Middle Tenn.	62 66	57	H	Boise St.	57 64								
226	A	San Diego St.	62 49	189	H	Utah St.	77 56								
46	H	Wyoming	49 64	218	A	Nevada	62 70								
309	H	San Jose St.	74 70	226	H	San Diego St.	71 57								

Non-Div I Games:

UNLV

■ Loss, 
 ■ Non-Conf, S Site, 
 ■ Home 
 ■ Away 
 N Neutral

Average RPI Win:	318	WON-LOST	WINNING	LAST 10	STRENGTH OF	OPP. STRENGTH	TEAM	ADJ.	CONF.	ADJ CONF.
Average RPI Loss:	230	RECORD	PCT. RANK	GAMES	SCHEDULE	OF SCHEDULE	RPI	RPI	RPI	RPI
DIV. I ONLY	3- 19	334	0- 1	346	317	344	344	28	28	
DIV. I NON-CONF.	1- 7	319	0- 0	324	330	338	338	29	29	
TOTALS	RPI 1-25	RPI 26-50	W-L RECORDS	RPI 51-100	RPI 101-150	RPI 150+				
3- 19	0- 0	0- 0	OVERALL	0- 3	0- 1	3- 15				
1- 5	0- 0	0- 0	HOME	0- 1	0- 1	1- 3				
2- 14	0- 0	0- 0	AWAY	0- 2	0- 0	2- 12				
0- 0	0- 0	0- 0	NEUTRAL	0- 0	0- 0	0- 0				
1- 7	0- 0	0- 0	NON-CONFERENCE	0- 2	0- 0	1- 5				
0- 0	0- 0	0- 0	HOME	0- 0	0- 0	0- 0				
1- 7	0- 0	0- 0	AWAY	0- 2	0- 0	1- 5				
0- 0	0- 0	0- 0	NEUTRAL	0- 0	0- 0	0- 0				
2- 12	0- 0	0- 0	CONFERENCE	0- 1	0- 1	2- 10				
1- 5	0- 0	0- 0	HOME	0- 1	0- 1	1- 3				
1- 7	0- 0	0- 0	AWAY	0- 0	0- 0	1- 7				
0- 0	0- 0	0- 0	NEUTRAL	0- 0	0- 0	0- 0				

RPI 1-25				RPI 26-50				RPI 51-100				RPI 101+				Team's RPI: 344	
RPI	S	Opponent	Score	RPI	S	Opponent	Score	RPI	S	Opponent	Score	RPI	S	Opponent	Score		
								62	A	Virginia Tech	45	96	118	H	High Point	61	87
								85	H	Radford	41	82	183	A	UNC Asheville	53	56
								86	A	Nebraska	64	87	183	H	UNC Asheville	86	93
												208	A	Hampton	43	67	
												214	A	Furman	67	78	
												219	A	Campbell	41	61	
												223	A	East Carolina	53	63	
												229	A	Gardner-Webb	72	92	
												279	A	Winthrop	76	50	
												300	A	Charleston So.	62	74	
												300	H	Charleston So.	75	78	
												301	A	South Carolina St.	66	71	
												322	A	Omaha	69	96	
												330	A	Presbyterian	54	70	
												330	H	Presbyterian	58	66	
												336	A	Longwood	58	80	
												336	H	Longwood	72	67	
												338	A	Western Caro.	64	68	
												339	A	N.C. Central	82	63	
LAST 12 Division I GAMES:																	
				183	A	UNC Asheville	53	56		208	A	Hampton	43	67			
				330	H	Presbyterian	58	66		336	H	Longwood	72	67			
				336	A	Longwood	58	80		229	A	Gardner-Webb	72	92			
				300	A	Charleston So.	62	74		300	H	Charleston So.	75	78			
				219	A	Campbell	41	61		183	H	UNC Asheville	86	93			
				85	H	Radford	41	82		330	A	Presbyterian	54	70			

Non-Div I Games: Brevard 71 53 Converse 69 51 UNKNOWN 101 53

USC Upstate

Loss, Non-Conf, S Site, H Home A Away N Neutral

Average RPI Win:	210	WON-LOST	WINNING	LAST 10	STRENGTH OF	OPP. STRENGTH	TEAM	ADJ.	CONF.	ADJ CONF.
Average RPI Loss:	87	RECORD	PCT. RANK	GAMES	SCHEDULE	OF SCHEDULE	RPI	RPI	RPI	RPI
DIV. I ONLY	20- 6	40	1- 0	252	106	94	94	12	12	
DIV. I NON-CONF.	8- 3	72	0- 0	283	131	132	132	14	14	
TOTALS	RPI 1-25	RPI 26-50	W-L RECORDS	RPI 51-100	RPI 101-150	RPI 150+				
20- 6	0- 0	0- 1	OVERALL	1- 3	3- 2	16- 0				
9- 3	0- 0	0- 1	HOME	0- 2	2- 0	7- 0				
11- 3	0- 0	0- 0	AWAY	1- 1	1- 2	9- 0				
0- 0	0- 0	0- 0	NEUTRAL	0- 0	0- 0	0- 0				
8- 3	0- 0	0- 1	NON-CONFERENCE	1- 1	0- 1	7- 0				
3- 2	0- 0	0- 1	HOME	0- 1	0- 0	3- 0				
5- 1	0- 0	0- 0	AWAY	1- 0	0- 1	4- 0				
0- 0	0- 0	0- 0	NEUTRAL	0- 0	0- 0	0- 0				
12- 3	0- 0	0- 0	CONFERENCE	0- 2	3- 1	9- 0				
6- 1	0- 0	0- 0	HOME	0- 1	2- 0	4- 0				
6- 2	0- 0	0- 0	AWAY	0- 1	1- 1	5- 0				
0- 0	0- 0	0- 0	NEUTRAL	0- 0	0- 0	0- 0				

RPI 1-25				RPI 26-50				RPI 51-100				Team's RPI: 94		RPI 101+			
RPI	S	Opponent	Score	RPI	S	Opponent	Score	RPI	S	Opponent	Score			RPI	S	Opponent	Score
				50	H	Southern California	61 73							110	A	Fresno St.	61 70
								68	A	Little Rock	65 68			134	A	Georgia St.	48 50
								68	H	Little Rock	61 62			134	H	Georgia St.	69 45
								89	H	Arkansas	65 66			142	A	Appalachian St.	72 65
								90	A	Houston	65 61			142	H	Appalachian St.	99 94
														162	A	Coastal Caro.	67 64
														162	H	Coastal Caro.	79 53
														167	A	Oral Roberts	80 62
														168	H	Texas St.	68 53
														175	A	Arkansas St.	100 73
														175	H	Arkansas St.	67 62
														202	H	Grambling	78 54
														210	A	SMU	66 41
														246	A	San Francisco	80 73
														258	A	Louisiana	76 61
														277	H	Jackson St.	99 63
														283	A	Ga. Southern	74 53
														283	H	Ga. Southern	81 48
														302	A	Incarnate Word	97 49
														305	H	UTSA	53 48
														316	A	La.-Monroe	60 56
LAST 12 Division I GAMES:																	
				316	A	La.-Monroe	60 56					258	A	Louisiana	76 61		
				175	H	Arkansas St.	67 62					134	H	Georgia St.	69 45		
				68	H	Little Rock	61 62					283	H	Ga. Southern	81 48		
				142	A	Appalachian St.	72 65					68	A	Little Rock	65 68		
				162	A	Coastal Caro.	67 64					175	A	Arkansas St.	100 73		
				168	H	Texas St.	68 53					162	H	Coastal Caro.	79 53		

Non-Div I Games:

UT Arlington

■ Loss, 
■ Non-Conf, 
■ S Site, 
■ H Home 
■ A Away 
N Neutral

Average RPI Win:	252	WON-LOST	WINNING	LAST 10	STRENGTH OF	OPP. STRENGTH	TEAM	ADJ.	CONF.	ADJ CONF.
Average RPI Loss:	145	RECORD	PCT. RANK	GAMES	SCHEDULE	OF SCHEDULE	RPI	RPI	RPI	RPI
DIV. I ONLY	17- 8	74	1- 0	277	240	133	133	22	22	
DIV. I NON-CONF.	6- 3	91	0- 0	264	98	103	103	22	22	
TOTALS	RPI 1-25	RPI 26-50	W-L RECORDS	RPI 51-100	RPI 101-150	RPI 150+				
17- 8	0- 1	0- 0	OVERALL	0- 1	0- 3	17- 3				
10- 1	0- 0	0- 0	HOME	0- 0	0- 0	10- 1				
7- 7	0- 1	0- 0	AWAY	0- 1	0- 3	7- 2				
0- 0	0- 0	0- 0	NEUTRAL	0- 0	0- 0	0- 0				
6- 3	0- 1	0- 0	NON-CONFERENCE	0- 0	0- 2	6- 0				
4- 0	0- 0	0- 0	HOME	0- 0	0- 0	4- 0				
2- 3	0- 1	0- 0	AWAY	0- 0	0- 2	2- 0				
0- 0	0- 0	0- 0	NEUTRAL	0- 0	0- 0	0- 0				
11- 5	0- 0	0- 0	CONFERENCE	0- 1	0- 1	11- 3				
6- 1	0- 0	0- 0	HOME	0- 0	0- 0	6- 1				
5- 4	0- 0	0- 0	AWAY	0- 1	0- 1	5- 2				
0- 0	0- 0	0- 0	NEUTRAL	0- 0	0- 0	0- 0				

RPI 1-25				RPI 26-50				RPI 51-100				RPI 101+ Team's RPI: 133			
RPI	S	Opponent	Score	RPI	S	Opponent	Score	RPI	S	Opponent	Score	RPI	S	Opponent	Score
3	A	Louisville	62 102					60	A	Belmont	86 100	119	A	Northwestern	64 90
												130	A	IUPUI	72 73
												131	A	Morehead St.	75 85
												151	H	Southern Ill.	95 94
												154	H	Tennessee Tech	76 80
												163	A	Chattanooga	81 79
												175	H	Arkansas St.	97 91
												199	H	Jacksonville St.	77 72
												233	A	Southeast Mo. St.	80 73
												233	H	Southeast Mo. St.	61 50
												241	A	SIUE	75 48
												241	H	SIUE	68 55
												260	A	Austin Peay	59 58
												260	H	Austin Peay	74 65
												267	A	Murray St.	73 76
												267	H	Murray St.	75 67
												287	H	Samford	89 68
												295	A	Eastern Ill.	71 77
												295	H	Eastern Ill.	90 66
												297	A	Tennessee St.	73 61
												318	A	Lipscomb	62 53
												327	A	Eastern Ky.	87 61
												329	H	Mississippi Val.	110 51
LAST 12 Division I GAMES:															
260	A	Austin Peay	59 58	60	A	Belmont	86 100	297	A	Tennessee St.	73 61	241	H	SIUE	68 55
267	A	Murray St.	73 76	241	H	SIUE	68 55	295	H	Eastern Ill.	90 66	131	A	Morehead St.	75 85
241	A	SIUE	75 48	295	H	Eastern Ill.	90 66	327	A	Eastern Ky.	87 61				
233	H	Southeast Mo. St.	61 50	131	A	Morehead St.	75 85								
154	H	Tennessee Tech	76 80	327	A	Eastern Ky.	87 61								
199	H	Jacksonville St.	77 72												

Non-Div I Games: Ala.-Huntsville 100 69 Christian Bros. 108 82

UT Martin

■ Loss, 
 ■ Non-Conf, S Site, 
 ■ Home 
 ■ Away 
 N Neutral

Average RPI Win:	298	WON-LOST	WINNING	LAST 10	STRENGTH OF	OPP. STRENGTH	TEAM	ADJ.	CONF.	ADJ CONF.
Average RPI Loss:	139	RECORD	PCT. RANK	GAMES	SCHEDULE	OF SCHEDULE	RPI	RPI	RPI	RPI
DIV. I ONLY	7- 20	297	1- 0	165	209	278	278	14	14	
DIV. I NON-CONF.	3- 10	278	0- 0	171	308	295	295	17	17	
TOTALS	RPI 1-25	RPI 26-50	W-L RECORDS	RPI 51-100	RPI 101-150	RPI 150+				
7- 20	0- 0	0- 2	OVERALL	0- 3	0- 6	7- 9				
3- 11	0- 0	0- 0	HOME	0- 1	0- 4	3- 6				
3- 8	0- 0	0- 2	AWAY	0- 2	0- 1	3- 3				
1- 1	0- 0	0- 0	NEUTRAL	0- 0	0- 1	1- 0				
3- 10	0- 0	0- 1	NON-CONFERENCE	0- 1	0- 3	3- 5				
2- 5	0- 0	0- 0	HOME	0- 0	0- 2	2- 3				
0- 4	0- 0	0- 1	AWAY	0- 1	0- 0	0- 2				
1- 1	0- 0	0- 0	NEUTRAL	0- 0	0- 1	1- 0				
4- 10	0- 0	0- 1	CONFERENCE	0- 2	0- 3	4- 4				
1- 6	0- 0	0- 0	HOME	0- 1	0- 2	1- 3				
3- 4	0- 0	0- 1	AWAY	0- 1	0- 1	3- 1				
0- 0	0- 0	0- 0	NEUTRAL	0- 0	0- 0	0- 0				

RPI 1-25				RPI 26-50				RPI 51-100				RPI 101+				Team's RPI: 278	
RPI	S	Opponent	Score	RPI	S	Opponent	Score	RPI	S	Opponent	Score	RPI	S	Opponent	Score		
				35	A	Rice	42 76	61	H	Middle Tenn.	49 79	103	H	UAB	48 74		
				48	A	New Mexico	51 69	72	A	Arizona	40 62	117	A	Charlotte	39 62		
								87	A	Old Dominion	59 78	120	H	Western Ky.	61 64		
												124	H	Portland St.	61 89		
												146	H	New Mexico St.	65 69		
												148	N	Akron	57 64		
												157	A	Tulsa	45 66		
												164	H	Abilene Christian	69 70		
												172	H	Louisiana Tech	64 74		
												173	H	Nicholls St.	56 58		
												175	H	Arkansas St.	66 67		
												176	A	North Texas	51 70		
												181	H	Southern Miss.	63 64		
												202	H	Marshall	60 63		
												238	N	Western Ill.	84 72		
												265	H	CSU Bakersfield	53 47		
												304	A	Fla. Atlantic	70 44		
												305	A	UTSA	73 60		
												305	H	UTSA	77 73		
												315	A	FIU	60 55		
												319	A	Weber St.	63 68		
												351	H	Alcorn	77 51		
LAST 12 Division I GAMES:																	
				305	H	UTSA	77 73	202	H	Marshall	60 63						
				181	H	Southern Miss.	63 64	117	A	Charlotte	39 62						
				172	H	Louisiana Tech	64 74	87	A	Old Dominion	59 78						
				315	A	FIU	60 55	61	H	Middle Tenn.	49 79						
				304	A	Fla. Atlantic	70 44	103	H	UAB	48 74						
				120	H	Western Ky.	61 64	35	A	Rice	42 76						

Non-Div I Games:

UTEP

■ Loss, 
 ■ Non-Conf, 
 ■ S Site, 
 ■ H Home 
 ■ A Away 
 N Neutral



Average RPI Win: <b>288</b>	WON-LOST	WINNING	LAST 10	STRENGTH OF	OPP. STRENGTH	TEAM	ADJ.	CONF.	ADJ CONF.
Average RPI Loss: <b>181</b>	RECORD	PCT. RANK	GAMES	SCHEDULE	OF SCHEDULE	RPI	RPI	RPI	RPI
DIV. I ONLY	<b>12- 12</b>	<b>170</b>	<b>0- 1</b>	<b>296</b>	<b>299</b>	<b>225</b>	<b>225</b>	<b>30</b>	<b>30</b>
DIV. I NON-CONF.	<b>4- 7</b>	<b>228</b>	<b>0- 0</b>	<b>162</b>	<b>165</b>	<b>212</b>	<b>212</b>	<b>30</b>	<b>30</b>
TOTALS	RPI 1-25	RPI 26-50	W-L RECORDS	RPI 51-100	RPI 101-150	RPI 150+			
12- 12	0- 2	0- 1	OVERALL	0- 0	0- 2	12- 7			
6- 5	0- 0	0- 1	HOME	0- 0	0- 1	6- 3			
6- 7	0- 2	0- 0	AWAY	0- 0	0- 1	6- 4			
0- 0	0- 0	0- 0	NEUTRAL	0- 0	0- 0	0- 0			
4- 7	0- 2	0- 1	NON-CONFERENCE	0- 0	0- 0	4- 4			
2- 3	0- 0	0- 1	HOME	0- 0	0- 0	2- 2			
2- 4	0- 2	0- 0	AWAY	0- 0	0- 0	2- 2			
0- 0	0- 0	0- 0	NEUTRAL	0- 0	0- 0	0- 0			
8- 5	0- 0	0- 0	CONFERENCE	0- 0	0- 2	8- 3			
4- 2	0- 0	0- 0	HOME	0- 0	0- 1	4- 1			
4- 3	0- 0	0- 0	AWAY	0- 0	0- 1	4- 2			
0- 0	0- 0	0- 0	NEUTRAL	0- 0	0- 0	0- 0			

RPI 1-25				RPI 26-50				RPI 51-100				RPI 101+ Team's RPI: 225			
RPI	S	Opponent	Score	RPI	S	Opponent	Score	RPI	S	Opponent	Score	RPI	S	Opponent	Score
2	A	Baylor	37 <b>98</b>	26	H	Texas	66 <b>81</b>					146	A	New Mexico St.	63 <b>71</b>
22	A	Texas A&M	61 <b>84</b>									146	H	New Mexico St.	67 <b>70</b>
												207	H	Prairie View	57 50
												227	A	Massachusetts	70 <b>74</b>
												240	A	UMKC	75 56
												243	H	Texas Southern	55 <b>69</b>
												245	A	A&M-Corpus Christi	70 57
												245	H	A&M-Corpus Christi	49 <b>59</b>
												250	H	California Baptist	60 56
												258	H	Louisiana	75 60
												265	A	CSU Bakersfield	63 <b>68</b>
												265	H	CSU Bakersfield	64 56
												274	A	Utah Valley	57 <b>72</b>
												274	H	Utah Valley	55 <b>57</b>
												282	A	Canisius	57 53
												305	A	UTSA	58 <b>61</b>
												335	A	Grand Canyon	66 50
												335	H	Grand Canyon	49 42
												343	A	Seattle U	74 70
												343	H	Seattle U	69 56
												350	A	Chicago St.	71 55
LAST 12 Division I GAMES:															
				146	H	New Mexico St.	67 <b>70</b>			350	A	Chicago St.	71 55		
				274	A	Utah Valley	57 <b>72</b>			146	A	New Mexico St.	63 <b>71</b>		
				343	A	Seattle U	74 70			343	H	Seattle U	69 56		
				265	H	CSU Bakersfield	64 56			274	H	Utah Valley	55 <b>57</b>		
				335	H	Grand Canyon	49 42			335	A	Grand Canyon	66 50		
				240	A	UMKC	75 56			265	A	CSU Bakersfield	63 <b>68</b>		

Non-Div I Games: Texas Lutheran 82 38 UNKNOWN 74 43

UTRGV

Loss, Non-Conf, S Site, H Home A Away N Neutral

Average RPI Win: <b>230</b>	WON-LOST	WINNING	LAST 10	STRENGTH OF	OPP. STRENGTH	TEAM	ADJ.	CONF.	ADJ CONF.
Average RPI Loss: <b>165</b>	RECORD	PCT. RANK	GAMES	SCHEDULE	OF SCHEDULE	RPI	RPI	RPI	RPI
DIV. I ONLY	5- 19	315	0- 1	202	171	305	305	14	14
DIV. I NON-CONF.	3- 7	256	0- 0	240	231	305	305	17	17
TOTALS	RPI 1-25	RPI 26-50	W-L RECORDS	RPI 51-100	RPI 101-150	RPI 150+			
5- 19	0- 0	0- 2	OVERALL	0- 3	0- 5	5- 9			
4- 9	0- 0	0- 0	HOME	0- 1	0- 3	4- 5			
1- 9	0- 0	0- 2	AWAY	0- 2	0- 2	1- 3			
0- 1	0- 0	0- 0	NEUTRAL	0- 0	0- 0	0- 1			
3- 7	0- 0	0- 1	NON-CONFERENCE	0- 1	0- 2	3- 3			
3- 3	0- 0	0- 0	HOME	0- 0	0- 1	3- 2			
0- 3	0- 0	0- 1	AWAY	0- 1	0- 1	0- 0			
0- 1	0- 0	0- 0	NEUTRAL	0- 0	0- 0	0- 1			
2- 12	0- 0	0- 1	CONFERENCE	0- 2	0- 3	2- 6			
1- 6	0- 0	0- 0	HOME	0- 1	0- 2	1- 3			
1- 6	0- 0	0- 1	AWAY	0- 1	0- 1	1- 3			
0- 0	0- 0	0- 0	NEUTRAL	0- 0	0- 0	0- 0			

RPI S	Opponent	Score	RPI S	Opponent	Score	RPI S	Opponent	Score	RPI S	Opponent	Score	Team's RPI: 305
26	A Texas	54 98	61	H Middle Tenn.	52 72	103	H UAB	42 59				
35	A Rice	54 85	87	A Old Dominion	47 72	117	A Charlotte	54 66				
			94	A UT Arlington	48 53	120	H Western Ky.	62 81				
						130	H IUPUI	50 58				
						140	A Seton Hall	53 84				
						168	H Texas St.	60 68				
						172	H Louisiana Tech	70 68				
						176	A North Texas	57 54				
						181	H Southern Miss.	45 70				
						189	H Utah St.	56 62				
						202	H Marshall	72 79				
						225	H UTRGV	61 58				
						256	H San Diego	87 77				
						278	A UTEP	73 77				
						278	H UTEP	60 73				
						304	A Fla. Atlantic	70 86				
						312	N UMBC	58 72				
						315	A FIU	40 51				
						319	H Weber St.	66 59				
LAST 12 Division I GAMES:												
278	A UTEP	73 77	120	H Western Ky.	62 81							
172	H Louisiana Tech	70 68	87	A Old Dominion	47 72							
181	H Southern Miss.	45 70	117	A Charlotte	54 66							
304	A Fla. Atlantic	70 86	103	H UAB	42 59							
315	A FIU	40 51	61	H Middle Tenn.	52 72							
202	H Marshall	72 79	176	A North Texas	57 54							

Non-Div I Games: Concordia (TX) 78 51 Tex. A&M-Kingsville 86 55

UTSA

Loss, Non-Conf, S Site, H Home A Away N Neutral

Average RPI Win:	169	WON-LOST	WINNING	LAST 10	STRENGTH OF	OPP. STRENGTH	TEAM	ADJ.	CONF.	ADJ CONF.
Average RPI Loss:	31	RECORD	PCT. RANK	GAMES	SCHEDULE	OF SCHEDULE	RPI	RPI	RPI	RPI
DIV. I ONLY	20- 7	49	1- 0	143	28	65	65	2	2	
DIV. I NON-CONF.	11- 0	1	1- 0	313	147	63	63	2	2	
TOTALS	RPI 1-25	RPI 26-50	W-L RECORDS	RPI 51-100	RPI 101-150	RPI 150+				
20- 7	1- 4	2- 2	OVERALL	2- 1	3- 0	12- 0				
13- 3	1- 1	2- 2	HOME	2- 0	2- 0	6- 0				
5- 4	0- 3	0- 0	AWAY	0- 1	1- 0	4- 0				
2- 0	0- 0	0- 0	NEUTRAL	0- 0	0- 0	2- 0				
11- 0	0- 0	1- 0	NON-CONFERENCE	1- 0	1- 0	8- 0				
7- 0	0- 0	1- 0	HOME	1- 0	1- 0	4- 0				
2- 0	0- 0	0- 0	AWAY	0- 0	0- 0	2- 0				
2- 0	0- 0	0- 0	NEUTRAL	0- 0	0- 0	2- 0				
9- 7	1- 4	1- 2	CONFERENCE	1- 1	2- 0	4- 0				
6- 3	1- 1	1- 2	HOME	1- 0	1- 0	2- 0				
3- 4	0- 3	0- 0	AWAY	0- 1	1- 0	2- 0				
0- 0	0- 0	0- 0	NEUTRAL	0- 0	0- 0	0- 0				

RPI	S	Opponent	Score	RPI	S	Opponent	Score	RPI	S	Opponent	Score	RPI	S	Opponent	Score
4	H	Stanford	75 68	28	H	BYU	78 67	72	A	Arizona	55 66	145	A	Washington St.	72 68
6	A	Oregon	65 87	33	H	UCLA	90 100	72	H	Arizona	80 64	145	H	Washington St.	75 67
19	A	Arizona St.	58 60	38	H	California	87 74	92	H	Idaho St.	74 60	147	H	Alabama	72 62
19	H	Arizona St.	63 65	50	H	Southern California	80 84					158	A	Washington	58 43
21	A	Oregon St.	63 71									158	H	Washington	88 56
												165	A	Colorado	76 61
												165	H	Colorado	78 59
												187	A	Eastern Wash.	95 51
												218	A	Nevada	74 52
												220	N	Florida	74 58
												232	N	Hawaii	73 48
												274	H	Utah Valley	85 47
												275	H	Long Beach St.	82 59
												319	H	Weber St.	77 56
												343	H	Seattle U	89 62
LAST 12 Division I GAMES:															
232	N	Hawaii	73 48	50	H	Southern California	80 84								
145	H	Washington St.	75 67	21	A	Oregon St.	63 71								
158	H	Washington	88 56	6	A	Oregon	65 87								
19	A	Arizona St.	58 60	4	H	Stanford	75 68								
72	A	Arizona	55 66	38	H	California	87 74								
33	H	UCLA	90 100	165	H	Colorado	78 59								

Non-Div I Games:

Utah

■ Loss, 
■ Non-Conf, 
■ S Site, 
■ H Home 
■ A Away 
N Neutral

Average RPI Win:	217	WON-LOST	WINNING	LAST 10	STRENGTH OF	OPP. STRENGTH	TEAM	ADJ.	CONF.	ADJ CONF.
Average RPI Loss:	129	RECORD	PCT. RANK	GAMES	SCHEDULE	OF SCHEDULE	RPI	RPI	RPI	RPI
DIV. I ONLY	11- 14	212	1- 0	168	108	189	189	15	15	
DIV. I NON-CONF.	4- 6	212	0- 0	201	32	202	202	13	13	
TOTALS	RPI 1-25	RPI 26-50	W-L RECORDS	RPI 51-100	RPI 101-150	RPI 150+				
11- 14	0- 1	1- 5	OVERALL	1- 0	1- 2	8- 6				
6- 6	0- 1	1- 2	HOME	1- 0	0- 1	4- 2				
5- 6	0- 0	0- 2	AWAY	0- 0	1- 1	4- 3				
0- 2	0- 0	0- 1	NEUTRAL	0- 0	0- 0	0- 1				
4- 6	0- 1	0- 2	NON-CONFERENCE	0- 0	1- 0	3- 3				
1- 3	0- 1	0- 1	HOME	0- 0	0- 0	1- 1				
3- 1	0- 0	0- 0	AWAY	0- 0	1- 0	2- 1				
0- 2	0- 0	0- 1	NEUTRAL	0- 0	0- 0	0- 1				
7- 8	0- 0	1- 3	CONFERENCE	1- 0	0- 2	5- 3				
5- 3	0- 0	1- 1	HOME	1- 0	0- 1	3- 1				
2- 5	0- 0	0- 2	AWAY	0- 0	0- 1	2- 2				
0- 0	0- 0	0- 0	NEUTRAL	0- 0	0- 0	0- 0				

RPI	S	Opponent	Score	RPI	S	Opponent	Score	RPI	S	Opponent	Score	RPI	S	Opponent	Score	Team's RPI: 189
6	H	Oregon	58 88	28	H	BYU	57 62	57	H	Boise St.	81 68	110	A	Fresno St.	59 70	
				46	A	Wyoming	35 53					110	H	Fresno St.	53 64	
				46	H	Wyoming	50 42					145	A	Washington St.	72 61	
				48	A	New Mexico	56 74					165	N	Colorado	68 78	
				48	H	New Mexico	64 68					176	A	North Texas	57 41	
				50	N	Southern California	46 55					178	A	Portland	54 61	
												200	A	UNLV	56 77	
												218	H	Nevada	79 76	
												226	H	San Diego St.	54 56	
												274	H	Utah Valley	67 62	
												275	H	Long Beach St.	48 50	
												276	A	Colorado St.	72 53	
												291	A	Air Force	48 44	
												291	H	Air Force	64 55	
												305	A	UTSA	62 56	
												309	A	San Jose St.	59 68	
												309	H	San Jose St.	82 49	
LAST 12 Division I GAMES:																
				57	H	Boise St.	81 68					200	A	UNLV	56 77	
				48	A	New Mexico	56 74					309	A	San Jose St.	59 68	
				291	H	Air Force	64 55					48	H	New Mexico	64 68	
				46	A	Wyoming	35 53					276	A	Colorado St.	72 53	
				226	H	San Diego St.	54 56					309	H	San Jose St.	82 49	
				110	H	Fresno St.	53 64					46	H	Wyoming	50 42	

Non-Div I Games: Northern N.M. 106 35

Utah St.

■ Loss, 
■ Non-Conf, S Site, 
■ Home 
■ Away 
N Neutral

## Utah Valley

Through Games Of Feb. 25, 2019

Average RPI Win:	291	WON-LOST	WINNING	LAST 10	STRENGTH OF	OPP. STRENGTH	TEAM	ADJ.	CONF.	ADJ CONF.
Average RPI Loss:	177	RECORD	PCT. RANK	GAMES	SCHEDULE	OF SCHEDULE	RPI	RPI	RPI	RPI
DIV. I ONLY	11- 12	190	0- 1	324	306	274	274	30	30	
DIV. I NON-CONF.	3- 7	256	0- 0	256	199	297	297	30	30	
TOTALS	RPI 1-25	RPI 26-50	W-L RECORDS	RPI 51-100	RPI 101-150	RPI 150+				
11- 12	0- 0	0- 1	OVERALL	0- 2	1- 2	10- 7				
8- 4	0- 0	0- 1	HOME	0- 0	1- 1	7- 2				
3- 8	0- 0	0- 0	AWAY	0- 2	0- 1	3- 5				
0- 0	0- 0	0- 0	NEUTRAL	0- 0	0- 0	0- 0				
3- 7	0- 0	0- 1	NON-CONFERENCE	0- 2	1- 0	2- 4				
3- 2	0- 0	0- 1	HOME	0- 0	1- 0	2- 1				
0- 5	0- 0	0- 0	AWAY	0- 2	0- 0	0- 3				
0- 0	0- 0	0- 0	NEUTRAL	0- 0	0- 0	0- 0				
8- 5	0- 0	0- 0	CONFERENCE	0- 0	0- 2	8- 3				
5- 2	0- 0	0- 0	HOME	0- 0	0- 1	5- 1				
3- 3	0- 0	0- 0	AWAY	0- 0	0- 1	3- 2				
0- 0	0- 0	0- 0	NEUTRAL	0- 0	0- 0	0- 0				

RPI 1-25				RPI 26-50				RPI 51-100				RPI 101+ Team's RPI: 274			
RPI	S	Opponent	Score	RPI	S	Opponent	Score	RPI	S	Opponent	Score	RPI	S	Opponent	Score
				28	H	BYU	51 77	65	A	Utah	47 85	143	H	UC Riverside	56 53
								92	A	Idaho St.	68 80	146	A	New Mexico St.	52 58
												146	H	New Mexico St.	63 72
												178	H	Portland	60 65
												189	A	Utah St.	62 67
												225	A	UTRGV	57 55
												225	H	UTRGV	72 57
												240	A	UMKC	64 97
												240	H	UMKC	64 68
												250	A	California Baptist	54 83
												265	H	CSU Bakersfield	78 70
												266	A	Cal St. Fullerton	55 56
												286	A	Southern Utah	59 60
												299	H	UC Santa Barbara	63 54
												319	H	Weber St.	65 59
												335	H	Grand Canyon	57 46
												343	A	Seattle U	58 55
												343	H	Seattle U	63 56
												350	A	Chicago St.	70 65
												350	H	Chicago St.	76 61
LAST 12 Division I GAMES:															
				240	A	UMKC	64 97	350	H	Chicago St.	76 61				
				350	A	Chicago St.	70 65	240	H	UMKC	64 68				
				225	H	UTRGV	72 57	146	A	New Mexico St.	52 58				
				146	H	New Mexico St.	63 72	225	A	UTRGV	57 55				
				343	H	Seattle U	63 56	343	A	Seattle U	58 55				
				250	A	California Baptist	54 83	265	H	CSU Bakersfield	78 70				

Non-Div I Games: Ottawa (AZ) 90 61 La Verne 86 79 Arizona Christian 76 68

Utah Valley

Loss, Non-Conf, S Site, H Home A Away N Neutral

Average RPI Win: <b>218</b>	WON-LOST	WINNING	LAST 10	STRENGTH OF	OPP. STRENGTH	TEAM	ADJ.	CONF.	ADJ CONF.
Average RPI Loss: <b>107</b>	RECORD	PCT. RANK	GAMES	SCHEDULE	OF SCHEDULE	RPI	RPI	RPI	RPI
DIV. I ONLY	20- 7	49	0- 1	250	143	101	101	17	17
DIV. I NON-CONF.	8- 5	119	0- 0	193	120	117	117	16	16
TOTALS	RPI 1-25	RPI 26-50	W-L RECORDS	RPI 51-100	RPI 101-150	RPI 150+			
20- 7	0- 0	0- 1	OVERALL	1- 3	4- 2	15- 1			
11- 1	0- 0	0- 0	HOME	0- 1	3- 0	8- 0			
8- 5	0- 0	0- 1	AWAY	1- 2	1- 1	6- 1			
1- 1	0- 0	0- 0	NEUTRAL	0- 0	0- 1	1- 0			
8- 5	0- 0	0- 1	NON-CONFERENCE	1- 3	2- 1	5- 0			
4- 1	0- 0	0- 0	HOME	0- 1	2- 0	2- 0			
3- 3	0- 0	0- 1	AWAY	1- 2	0- 0	2- 0			
1- 1	0- 0	0- 0	NEUTRAL	0- 0	0- 1	1- 0			
12- 2	0- 0	0- 0	CONFERENCE	0- 0	2- 1	10- 1			
7- 0	0- 0	0- 0	HOME	0- 0	1- 0	6- 0			
5- 2	0- 0	0- 0	AWAY	0- 0	1- 1	4- 1			
0- 0	0- 0	0- 0	NEUTRAL	0- 0	0- 0	0- 0			

RPI S	Opponent	Score	RPI S	Opponent	Score	RPI S	Opponent	Score	RPI S	Opponent	Score	Team's RPI: 101
31	A North Carolina	47 59	81	A Cincinnati	54 66	116	A Fordham	47 44				
			85	H Radford	49 54	121	H UNCW	58 47				
			87	A Old Dominion	57 60	123	H Dayton	64 62				
			93	A Georgetown	47 45	128	H Wake Forest	53 40				
						130	N IUPUI	61 63				
						144	A Duquesne	68 71				
						170	A William & Mary	72 55				
						190	H Saint Louis	57 47				
						191	A George Washington	48 57				
						192	A N.C. A&T	54 48				
						197	A George Mason	62 38				
						227	H Massachusetts	52 48				
						228	A Saint Joseph's	65 47				
						228	H Saint Joseph's	59 40				
						242	A St. Bonaventure	59 50				
						262	H Rhode Island	74 39				
						271	A Richmond	68 43				
						271	H Richmond	58 37				
						294	H La Salle	68 38				
						319	N Weber St.	64 36				
						336	H Longwood	84 55				
						342	H Delaware St.	97 55				
LAST 12 Division I GAMES:												
144	A Duquesne	68 71	227	H Massachusetts	52 48							
197	A George Mason	62 38	190	H Saint Louis	57 47							
123	H Dayton	64 62	191	A George Washington	48 57							
271	H Richmond	58 37	262	H Rhode Island	74 39							
242	A St. Bonaventure	59 50	116	A Fordham	47 44							
228	A Saint Joseph's	65 47	271	A Richmond	68 43							

Non-Div I Games:

VCU

■ Loss, 
 ■ Non-Conf, 
 S Site, 
 H Home 
 A Away 
 N Neutral

## Valparaiso

Through Games Of Feb. 25, 2019

Average RPI Win:	288	WON-LOST	WINNING	LAST 10	STRENGTH OF	OPP. STRENGTH	TEAM	ADJ.	CONF.	ADJ CONF.
Average RPI Loss:	160	RECORD	PCT. RANK	GAMES	SCHEDULE	OF SCHEDULE	RPI	RPI	RPI	RPI
DIV. I ONLY	6- 21	309	0- 1	267	194	314	314	13	13	
DIV. I NON-CONF.	4- 8	241	0- 0	335	318	331	331	15	15	
TOTALS	RPI 1-25	RPI 26-50	W-L RECORDS	RPI 51-100	RPI 101-150	RPI 150+				
6- 21	0- 2	0- 1	OVERALL	0- 5	0- 1	6- 12				
3- 11	0- 1	0- 1	HOME	0- 3	0- 0	3- 6				
2- 10	0- 1	0- 0	AWAY	0- 2	0- 1	2- 6				
1- 0	0- 0	0- 0	NEUTRAL	0- 0	0- 0	1- 0				
4- 8	0- 0	0- 1	NON-CONFERENCE	0- 1	0- 1	4- 5				
1- 5	0- 0	0- 1	HOME	0- 1	0- 0	1- 3				
2- 3	0- 0	0- 0	AWAY	0- 0	0- 1	2- 2				
1- 0	0- 0	0- 0	NEUTRAL	0- 0	0- 0	1- 0				
2- 13	0- 2	0- 0	CONFERENCE	0- 4	0- 0	2- 7				
2- 6	0- 1	0- 0	HOME	0- 2	0- 0	2- 3				
0- 7	0- 1	0- 0	AWAY	0- 2	0- 0	0- 4				
0- 0	0- 0	0- 0	NEUTRAL	0- 0	0- 0	0- 0				

RPI 1-25				RPI 26-50				RPI 51-100				RPI 101+ Team's RPI: 314			
RPI	S	Opponent	Score	RPI	S	Opponent	Score	RPI	S	Opponent	Score	RPI	S	Opponent	Score
24	A	Drake	53 84	42	H	Miami (OH)	47 68	69	A	Missouri St.	63 108	131	A	Morehead St.	62 68
24	H	Drake	62 88					69	H	Missouri St.	58 77	151	A	Southern Ill.	65 87
								80	H	Toledo	59 65	151	H	Southern Ill.	47 58
								91	A	UNI	52 71	156	H	Bradley	76 73
								91	H	UNI	56 64	160	H	Illinois St.	67 70
												188	A	Indiana St.	59 67
												188	H	Indiana St.	82 86
												211	A	Illinois	54 73
												217	H	Bowling Green	72 79
												244	A	Loyola Chicago	54 80
												252	H	North Dakota	56 62
												263	N	St. Francis Brooklyn	78 76
												295	H	Eastern Ill.	62 60
												317	H	North Dakota St.	48 51
												332	A	Evansville	65 77
												332	H	Evansville	93 49
												334	A	Purdue Fort Wayne	68 64
												337	A	UIC	65 75
												350	A	Chicago St.	76 70
LAST 12 Division I GAMES:															
151	H	Southern Ill.	47 58	160	H	Illinois St.	67 70								
69	H	Missouri St.	58 77	156	H	Bradley	76 73								
188	A	Indiana St.	59 67	69	A	Missouri St.	63 108								
332	A	Evansville	65 77	151	A	Southern Ill.	65 87								
91	H	UNI	56 64	332	H	Evansville	93 49								
24	H	Drake	62 88	188	H	Indiana St.	82 86								

Non-Div I Games:

Valparaiso

■ Loss, 
 ■ Non-Conf, S Site, 
 ■ Home 
 ■ Away 
 N Neutral

# Vanderbilt

Through Games Of Feb. 25, 2019

Average RPI Win:	265	WON-LOST	WINNING	LAST 10	STRENGTH OF	OPP. STRENGTH	TEAM	ADJ.	CONF.	ADJ CONF.
Average RPI Loss:	59	RECORD	PCT. RANK	GAMES	SCHEDULE	OF SCHEDULE	RPI	RPI	RPI	RPI
DIV. I ONLY	6- 21	309	0- 1	31	47	196	196	4	4	
DIV. I NON-CONF.	5- 8	224	0- 0	82	65	184	184	4	4	
TOTALS	RPI 1-25	RPI 26-50	W-L RECORDS	RPI 51-100	RPI 101-150	RPI 150+				
6- 21	0- 9	0- 4	OVERALL	0- 4	0- 2	6- 2				
5- 8	0- 2	0- 2	HOME	0- 2	0- 1	5- 1				
1- 10	0- 5	0- 2	AWAY	0- 2	0- 0	1- 1				
0- 3	0- 2	0- 0	NEUTRAL	0- 0	0- 1	0- 0				
5- 8	0- 4	0- 1	NON-CONFERENCE	0- 1	0- 1	5- 1				
4- 2	0- 1	0- 0	HOME	0- 0	0- 0	4- 1				
1- 3	0- 1	0- 1	AWAY	0- 1	0- 0	1- 0				
0- 3	0- 2	0- 0	NEUTRAL	0- 0	0- 1	0- 0				
1- 13	0- 5	0- 3	CONFERENCE	0- 3	0- 1	1- 1				
1- 6	0- 1	0- 2	HOME	0- 2	0- 1	1- 0				
0- 7	0- 4	0- 1	AWAY	0- 1	0- 0	0- 1				
0- 0	0- 0	0- 0	NEUTRAL	0- 0	0- 0	0- 0				

RPI S	Opponent	Score	RPI S	Opponent	Score	RPI S	Opponent	Score	RPI S	Opponent	Score	Team's RPI: 196
5 N	UConn	42 80	30 A	Missouri	46 69	61 A	Middle Tenn.	58 65	105 N	Creighton	55 75	
8 A	NC State	54 74	37 A	Kansas St.	61 72	67 H	LSU	68 79	147 H	Alabama	65 84	
9 A	Mississippi St.	70 86	43 H	Tennessee	65 82	89 A	Arkansas	62 83	182 H	North Ala.	71 74	
15 A	South Carolina	69 80	47 H	Auburn	70 72	97 H	Georgia	64 71	205 A	Ole Miss	60 65	
17 A	Kentucky	55 77							205 H	Ole Miss	80 68	
18 N	Miami (FL)	65 90							212 A	Ball St.	60 43	
22 A	Texas A&M	53 69							260 H	Austin Peay	99 70	
22 H	Texas A&M	43 50							287 H	Samford	77 52	
23 H	Central Mich.	57 66							297 H	Tennessee St.	89 63	
									330 H	Presbyterian	78 43	
LAST 12 Division I GAMES:												
9 A	Mississippi St.	70 86	22 A	Texas A&M	53 69							
147 H	Alabama	65 84	15 A	South Carolina	69 80							
67 H	LSU	68 79	205 H	Ole Miss	80 68							
205 A	Ole Miss	60 65	47 H	Auburn	70 72							
30 A	Missouri	46 69	89 A	Arkansas	62 83							
43 H	Tennessee	65 82	22 H	Texas A&M	43 50							

Non-Div I Games:

Vanderbilt

Loss, Non-Conf, S Site, H Home A Away N Neutral



Average RPI Win: <b>288</b>	WON-LOST	WINNING	LAST 10	STRENGTH OF	OPP. STRENGTH	TEAM	ADJ.	CONF.	ADJ CONF.
Average RPI Loss: <b>169</b>	RECORD	PCT. RANK	GAMES	SCHEDULE	OF SCHEDULE	RPI	RPI	RPI	RPI
DIV. I ONLY	10- 16	243	0- 1	264	276	281	281	23	23
DIV. I NON-CONF.	3- 8	267	0- 1	218	301	294	294	25	25
TOTALS	RPI 1-25	RPI 26-50	W-L RECORDS	RPI 51-100	RPI 101-150	RPI 150+			
10- 16	0- 0	0- 0	OVERALL	0- 3	0- 5	10- 8			
6- 9	0- 0	0- 0	HOME	0- 2	0- 2	6- 5			
4- 7	0- 0	0- 0	AWAY	0- 1	0- 3	4- 3			
0- 0	0- 0	0- 0	NEUTRAL	0- 0	0- 0	0- 0			
3- 8	0- 0	0- 0	NON-CONFERENCE	0- 1	0- 3	3- 4			
2- 5	0- 0	0- 0	HOME	0- 1	0- 1	2- 3			
1- 3	0- 0	0- 0	AWAY	0- 0	0- 2	1- 1			
0- 0	0- 0	0- 0	NEUTRAL	0- 0	0- 0	0- 0			
7- 8	0- 0	0- 0	CONFERENCE	0- 2	0- 2	7- 4			
4- 4	0- 0	0- 0	HOME	0- 1	0- 1	4- 2			
3- 4	0- 0	0- 0	AWAY	0- 1	0- 1	3- 2			
0- 0	0- 0	0- 0	NEUTRAL	0- 0	0- 0	0- 0			

RPI 1-25			RPI 26-50			RPI 51-100				RPI 101+			Team's RPI: 281		
RPI	S	Opponent	Score	RPI	S	Opponent	Score	RPI	S	Opponent	Score	RPI	S	Opponent	Score
								58	A	Maine	45 66	113	A	Hartford	32 61
								58	H	Maine	51 63	113	H	Hartford	48 76
								66	H	Drexel	44 60	115	H	Yale	55 58
												132	A	South Fla.	55 102
												141	A	Kansas	36 77
												152	H	Stony Brook	61 67
												179	H	Rider	54 49
												185	H	Holy Cross	40 65
												201	H	Dartmouth	42 66
												247	A	Binghamton	58 57
												247	H	Binghamton	50 59
												249	A	Albany (NY)	40 65
												249	H	Albany (NY)	52 39
												262	H	Rhode Island	58 61
												282	A	Canisius	46 67
												310	A	New Hampshire	51 50
												310	H	New Hampshire	69 60
												311	H	Wagner	56 54
												312	A	UMBC	58 44
												312	H	UMBC	58 50
												324	A	UMass Lowell	51 54
												324	H	UMass Lowell	52 42
												325	A	NJIT	71 63
LAST 12 Division I GAMES:															
				66	H	Drexel	44 60			58	A	Maine	45 66		
				247	H	Binghamton	50 59			324	H	UMass Lowell	52 42		
				312	H	UMBC	58 50			152	H	Stony Brook	61 67		
				113	H	Hartford	48 76			312	A	UMBC	58 44		
				310	A	New Hampshire	51 50			247	A	Binghamton	58 57		
				249	A	Albany (NY)	40 65			310	H	New Hampshire	69 60		

Non-Div I Games: Norwich 78 28

Vermont

■ Loss, 
 ■ Non-Conf, S Site, 
 ■ Home 
 ■ Away 
 N Neutral

Average RPI Win: 138		WON-LOST	WINNING	LAST 10	STRENGTH OF	OPP. STRENGTH	TEAM	ADJ.	CONF.	ADJ CONF.
Average RPI Loss: 51		RECORD	PCT. RANK	GAMES	SCHEDULE	OF SCHEDULE	RPI	RPI	RPI	RPI
DIV. I ONLY		17- 10	100	1- 0	42	46	53	53	6	6
DIV. I NON-CONF.		9- 2	43	0- 0	68	61	20	20	5	5
TOTALS		RPI 1-25	RPI 26-50		W-L RECORDS		RPI 51-100	RPI 101-150	RPI 150+	
17- 10	0- 5	0- 0		OVERALL		4- 3	8- 2	5- 0		
10- 4	0- 2	0- 0		HOME		3- 1	4- 1	3- 0		
7- 5	0- 3	0- 0		AWAY		1- 1	4- 1	2- 0		
0- 1	0- 0	0- 0		NEUTRAL		0- 1	0- 0	0- 0		
9- 2	0- 1	0- 0		NON-CONFERENCE		3- 1	2- 0	4- 0		
5- 0	0- 0	0- 0		HOME		2- 0	1- 0	2- 0		
4- 1	0- 1	0- 0		AWAY		1- 0	1- 0	2- 0		
0- 1	0- 0	0- 0		NEUTRAL		0- 1	0- 0	0- 0		
8- 8	0- 4	0- 0		CONFERENCE		1- 2	6- 2	1- 0		
5- 4	0- 2	0- 0		HOME		1- 1	3- 1	1- 0		
3- 4	0- 2	0- 0		AWAY		0- 1	3- 1	0- 0		
0- 0	0- 0	0- 0		NEUTRAL		0- 0	0- 0	0- 0		

RPI 1-25				RPI 26-50				RPI 51-100 Team's RPI: 53				RPI 101+			
RPI	S	Opponent	Score	RPI	S	Opponent	Score	RPI	S	Opponent	Score	RPI	S	Opponent	Score
10	A	Marquette	55 93					55	H	Butler	55 63	104	A	St. John's (NY)	73 57
10	H	Marquette	55 91					62	N	Virginia Tech	59 61	104	H	St. John's (NY)	62 66
16	A	UCF	56 71					63	A	Penn	58 50	105	A	Creighton	54 52
25	A	DePaul	70 93					76	H	Princeton	67 46	105	H	Creighton	67 62
25	H	DePaul	59 66					93	A	Georgetown	63 68	111	A	Providence	61 67
								93	H	Georgetown	91 43	111	H	Providence	53 33
								97	H	Georgia	62 56	113	H	Hartford	59 41
												139	A	Lehigh	70 48
												140	A	Seton Hall	70 66
												140	H	Seton Hall	73 68
												161	H	Temple	76 68
												186	H	Xavier	75 71
												191	A	George Washington	60 45
												228	A	Saint Joseph's	47 35
												294	H	La Salle	81 68
LAST 12 Division I GAMES:															
140	H	Seton Hall	73 68	111	H	Providence	53 33								
104	H	St. John's (NY)	62 66	104	A	St. John's (NY)	73 57								
93	H	Georgetown	91 43	140	A	Seton Hall	70 66								
10	A	Marquette	55 93	93	A	Georgetown	63 68								
25	A	DePaul	70 93	63	A	Penn	58 50								
105	H	Creighton	67 62	25	H	DePaul	59 66								

Non-Div I Games:

Villanova

■ Loss, 
■ Non-Conf, S Site, 
■ Home 
■ Away 
N Neutral

Average RPI Win:	123	WON-LOST	WINNING	LAST 10	STRENGTH OF	OPP. STRENGTH	TEAM	ADJ.	CONF.	ADJ CONF.
Average RPI Loss:	48	RECORD	PCT. RANK	GAMES	SCHEDULE	OF SCHEDULE	RPI	RPI	RPI	RPI
DIV. I ONLY	11- 16	226	1- 0	5	16	99	99	1	1	
DIV. I NON-CONF.	6- 7	172	0- 0	24	62	107	107	1	1	
TOTALS	RPI 1-25	RPI 26-50	W-L RECORDS	RPI 51-100	RPI 101-150	RPI 150+				
11- 16	0- 9	1- 3	OVERALL	4- 1	4- 2	2- 1				
8- 8	0- 5	1- 0	HOME	3- 1	2- 1	2- 1				
2- 7	0- 4	0- 3	AWAY	1- 0	1- 0	0- 0				
1- 1	0- 0	0- 0	NEUTRAL	0- 0	1- 1	0- 0				
6- 7	0- 3	0- 1	NON-CONFERENCE	2- 1	2- 1	2- 1				
4- 4	0- 2	0- 0	HOME	1- 1	1- 0	2- 1				
1- 2	0- 1	0- 1	AWAY	1- 0	0- 0	0- 0				
1- 1	0- 0	0- 0	NEUTRAL	0- 0	1- 1	0- 0				
5- 9	0- 6	1- 2	CONFERENCE	2- 0	2- 1	0- 0				
4- 4	0- 3	1- 0	HOME	2- 0	1- 1	0- 0				
1- 5	0- 3	0- 2	AWAY	0- 0	1- 0	0- 0				
0- 0	0- 0	0- 0	NEUTRAL	0- 0	0- 0	0- 0				

RPI 1-25				RPI 26-50				RPI 51-100 Team's RPI: 99				RPI 101+			
RPI	S	Opponent	Score	RPI	S	Opponent	Score	RPI	S	Opponent	Score	RPI	S	Opponent	Score
3	A	Louisville	43 91	31	A	North Carolina	53 70	62	H	Virginia Tech	62 58	114	H	Boston College	79 77
3	H	Louisville	49 71	39	A	Michigan St.	66 91	77	H	American	57 54	117	H	Charlotte	65 61
8	H	NC State	38 66	40	H	Georgia Tech	53 45	84	H	Duke	53 47	125	A	Pittsburgh	74 57
9	H	Mississippi St.	44 72	41	A	Clemson	65 71	85	H	Radford	44 57	128	H	Wake Forest	42 52
12	A	Syracuse	68 72					87	A	Old Dominion	73 67	132	N	South Fla.	74 67
17	A	Kentucky	51 63									147	N	Alabama	52 64
18	A	Miami (FL)	59 72									190	H	Saint Louis	65 67
20	H	Florida St.	61 63									192	H	N.C. A&T	67 57
23	H	Central Mich.	61 74									328	H	Coppin St.	55 41
LAST 12 Division I GAMES:															
40	H	Georgia Tech	53 45	12	A	Syracuse	68 72								
3	H	Louisville	49 71	128	H	Wake Forest	42 52								
31	A	North Carolina	53 70	125	A	Pittsburgh	74 57								
84	H	Duke	53 47	3	A	Louisville	43 91								
114	H	Boston College	79 77	8	H	NC State	38 66								
18	A	Miami (FL)	59 72	62	H	Virginia Tech	62 58								

Non-Div I Games:

Virginia

■ Loss, 
■ Non-Conf, S Site, 
■ Home 
■ Away 
N Neutral

Average RPI Win:	164	WON-LOST	WINNING	LAST 10	STRENGTH OF	OPP. STRENGTH	TEAM	ADJ.	CONF.	ADJ CONF.
Average RPI Loss:	27	RECORD	PCT. RANK	GAMES	SCHEDULE	OF SCHEDULE	RPI	RPI	RPI	RPI
DIV. I ONLY	17- 10	100	0- 1	55	25	62	62	1	1	
DIV. I NON-CONF.	13- 0	1	0- 0	258	146	33	33	1	1	
TOTALS	RPI 1-25	RPI 26-50	W-L RECORDS	RPI 51-100	RPI 101-150	RPI 150+				
17- 10	1- 6	1- 3	OVERALL	4- 1	3- 0	8- 0				
9- 5	1- 4	1- 1	HOME	1- 0	0- 0	6- 0				
4- 5	0- 2	0- 2	AWAY	1- 1	2- 0	1- 0				
4- 0	0- 0	0- 0	NEUTRAL	2- 0	1- 0	1- 0				
13- 0	0- 0	1- 0	NON-CONFERENCE	3- 0	1- 0	8- 0				
8- 0	0- 0	1- 0	HOME	1- 0	0- 0	6- 0				
1- 0	0- 0	0- 0	AWAY	0- 0	0- 0	1- 0				
4- 0	0- 0	0- 0	NEUTRAL	2- 0	1- 0	1- 0				
4- 10	1- 6	0- 3	CONFERENCE	1- 1	2- 0	0- 0				
1- 5	1- 4	0- 1	HOME	0- 0	0- 0	0- 0				
3- 5	0- 2	0- 2	AWAY	1- 1	2- 0	0- 0				
0- 0	0- 0	0- 0	NEUTRAL	0- 0	0- 0	0- 0				

RPI 1-25				RPI 26-50				RPI 51-100 Team's RPI: 62				RPI 101+			
RPI	S	Opponent	Score	RPI	S	Opponent	Score	RPI	S	Opponent	Score	RPI	S	Opponent	Score
1	H	Notre Dame	51 80	27	H	Rutgers	67 51	53	N	Villanova	61 59	114	A	Boston College	95 86
3	H	Louisville	63 72	31	H	North Carolina	69 81	75	N	Ohio St.	81 73	123	N	Dayton	69 57
8	A	NC State	61 70	40	A	Georgia Tech	68 76	84	A	Duke	64 57	125	A	Pittsburgh	74 58
12	H	Syracuse	73 75	41	A	Clemson	66 73	85	H	Radford	55 44	163	H	Chattanooga	74 59
18	A	Miami (FL)	61 68					99	A	Virginia	58 62	216	A	Liberty	72 61
18	H	Miami (FL)	73 65									235	H	Monmouth	82 49
20	H	Florida St.	54 56									239	H	Mt. St. Mary's	83 51
LAST 12 Division I GAMES:															
				41	A	Clemson	66 73	125	A	Pittsburgh	74 58				
				18	H	Miami (FL)	73 65	20	H	Florida St.	54 56				
				40	A	Georgia Tech	68 76	31	H	North Carolina	69 81				
				84	A	Duke	64 57	8	A	NC State	61 70				
				3	H	Louisville	63 72	1	H	Notre Dame	51 80				
				114	A	Boston College	95 86	99	A	Virginia	58 62				

Non-Div I Games:

Virginia Tech

■ Loss, 
 ■ Non-Conf, 
 ■ S Site, 
 ■ H Home 
 ■ A Away 
 N Neutral

W  
a  
g  
n  
e  
rW  
a  
g  
n  
e  
r

Wagner

Page 333

## Wake Forest

Through Games Of Feb. 25, 2019

Average RPI Win:	165	WON-LOST	WINNING	LAST 10	STRENGTH OF	OPP. STRENGTH	TEAM	ADJ.	CONF.	ADJ CONF.
Average RPI Loss:	60	RECORD	PCT. RANK	GAMES	SCHEDULE	OF SCHEDULE	RPI	RPI	RPI	RPI
DIV. I ONLY	10- 17	250	0- 1	10	61	128	128	1	1	
DIV. I NON-CONF.	9- 4	85	0- 0	55	291	77	77	1	1	
TOTALS	RPI 1-25	RPI 26-50	W-L RECORDS	RPI 51-100	RPI 101-150	RPI 150+				
10- 17	0- 7	1- 3	OVERALL	1- 3	3- 2	5- 2				
7- 9	0- 3	1- 2	HOME	0- 2	2- 1	4- 1				
2- 8	0- 4	0- 1	AWAY	1- 1	1- 1	0- 1				
1- 0	0- 0	0- 0	NEUTRAL	0- 0	0- 0	1- 0				
9- 4	0- 0	1- 0	NON-CONFERENCE	0- 1	3- 1	5- 2				
7- 2	0- 0	1- 0	HOME	0- 1	2- 0	4- 1				
1- 2	0- 0	0- 0	AWAY	0- 0	1- 1	0- 1				
1- 0	0- 0	0- 0	NEUTRAL	0- 0	0- 0	1- 0				
1- 13	0- 7	0- 3	CONFERENCE	1- 2	0- 1	0- 0				
0- 7	0- 3	0- 2	HOME	0- 1	0- 1	0- 0				
1- 6	0- 4	0- 1	AWAY	1- 1	0- 0	0- 0				
0- 0	0- 0	0- 0	NEUTRAL	0- 0	0- 0	0- 0				

RPI S	Opponent	Score	RPI S	Opponent	Score	RPI S	Opponent	Score	RPI S	Opponent	Score	Team's RPI: 128
1	A Notre Dame	48 78	31	A North Carolina	61 84	51	H Indiana	73 87	101	A VCU	40 53	
3	H Louisville	49 73	36	H James Madison	50 49	84	A Duke	52 66	104	H St. John's (NY)	64 59	
8	A NC State	46 80	40	H Georgia Tech	46 60	84	H Duke	44 55	107	H Towson	60 53	
8	H NC State	50 59	41	H Clemson	53 69	99	A Virginia	52 42	114	H Boston College	64 65	
12	A Syracuse	57 77							117	A Charlotte	69 43	
18	H Miami (FL)	57 72							153	H Mercer	69 54	
20	A Florida St.	61 85							186	H Xavier	50 62	
									193	H UMES	78 67	
									223	A East Carolina	61 70	
									264	H Norfolk St.	63 61	
									271	H Richmond	62 48	
									301	N South Carolina St.	58 44	
LAST 12 Division I GAMES:												
84	H Duke	44 55	8	H NC State	50 59							
8	A NC State	46 80	99	A Virginia	52 42							
12	A Syracuse	57 77	84	A Duke	52 66							
40	H Georgia Tech	46 60	3	H Louisville	49 73							
41	H Clemson	53 69	31	A North Carolina	61 84							
20	A Florida St.	61 85	1	A Notre Dame	48 78							

Non-Div I Games:

Wake Forest

■ Loss, 
 ■ Non-Conf, 
 ■ S Site, 
 ■ H Home 
 ■ A Away 
 N Neutral

Average RPI Win:	190	WON-LOST	WINNING	LAST 10	STRENGTH OF	OPP. STRENGTH	TEAM	ADJ.	CONF.	ADJ CONF.
Average RPI Loss:	59	RECORD	PCT. RANK	GAMES	SCHEDULE	OF SCHEDULE	RPI	RPI	RPI	RPI
DIV. I ONLY	9- 18	265	0- 1	28	58	158	158	2	2	
DIV. I NON-CONF.	7- 5	132	0- 1	96	174	134	134	2	2	
TOTALS	RPI 1-25	RPI 26-50	W-L RECORDS	RPI 51-100	RPI 101-150	RPI 150+				
9- 18	0- 6	0- 4	OVERALL	2- 4	0- 3	7- 1				
6- 7	0- 3	0- 0	HOME	1- 3	0- 1	5- 0				
2- 9	0- 3	0- 3	AWAY	0- 1	0- 1	2- 1				
1- 2	0- 0	0- 1	NEUTRAL	1- 0	0- 1	0- 0				
7- 5	0- 1	0- 1	NON-CONFERENCE	2- 1	0- 1	5- 1				
5- 2	0- 1	0- 0	HOME	1- 1	0- 0	4- 0				
1- 1	0- 0	0- 0	AWAY	0- 0	0- 0	1- 1				
1- 2	0- 0	0- 1	NEUTRAL	1- 0	0- 1	0- 0				
2- 13	0- 5	0- 3	CONFERENCE	0- 3	0- 2	2- 0				
1- 5	0- 2	0- 0	HOME	0- 2	0- 1	1- 0				
1- 8	0- 3	0- 3	AWAY	0- 1	0- 1	1- 0				
0- 0	0- 0	0- 0	NEUTRAL	0- 0	0- 0	0- 0				

RPI	S	Opponent	Score	RPI	S	Opponent	Score	RPI	S	Opponent	Score	RPI	S	Opponent	Score	Team's RPI: 158
4	A	Stanford	54 91	33	A	UCLA	60 76	57	H	Boise St.	69 73	116	N	Fordham	57 65	
6	A	Oregon	71 84	38	A	California	70 79	65	A	Utah	56 88	145	A	Washington St.	61 94	
6	H	Oregon	57 76	45	N	Michigan	73 80	65	H	Utah	43 58	145	H	Washington St.	76 79	
9	H	Mississippi St.	56 103	50	A	Southern California	57 82	72	H	Arizona	59 69	165	A	Colorado	60 46	
21	A	Oregon St.	67 78					75	H	Ohio St.	69 59	165	H	Colorado	68 58	
21	H	Oregon St.	39 86					84	N	Duke	71 64	166	A	Tulane	51 63	
												171	H	Montana	69 54	
												197	H	George Mason	81 52	
												248	H	Northern Ariz.	81 59	
												266	H	Cal St. Fullerton	83 74	
												343	A	Seattle U	69 58	
LAST 12 Division I GAMES:																
57	H	Boise St.	69 73	72	H	Arizona	59 69									
45	N	Michigan	73 80	33	A	UCLA	60 76									
116	N	Fordham	57 65	50	A	Southern California	57 82									
165	A	Colorado	60 46	6	H	Oregon	57 76									
65	A	Utah	56 88	21	H	Oregon St.	39 86									
145	A	Washington St.	61 94	38	A	California	70 79									

Non-Div I Games:

Washington

■ Loss, 
■ Non-Conf, 
■ S Site, 
■ H Home 
■ A Away 
N Neutral

Average RPI Win:	155	WON-LOST	WINNING	LAST 10	STRENGTH OF	OPP. STRENGTH	TEAM	ADJ.	CONF.	ADJ CONF.
Average RPI Loss:	63	RECORD	PCT. RANK	GAMES	SCHEDULE	OF SCHEDULE	RPI	RPI	RPI	RPI
DIV. I ONLY	9- 18	265	1- 0	22	30	145	145	2	2	
DIV. I NON-CONF.	5- 6	177	1- 0	75	101	167	167	2	2	
TOTALS	RPI 1-25	RPI 26-50	W-L RECORDS	RPI 51-100	RPI 101-150	RPI 150+				
9- 18	0- 7	0- 3	OVERALL	3- 4	0- 2	6- 2				
6- 7	0- 3	0- 0	HOME	3- 3	0- 0	3- 1				
1- 10	0- 4	0- 3	AWAY	0- 1	0- 1	1- 1				
2- 1	0- 0	0- 0	NEUTRAL	0- 0	0- 1	2- 0				
5- 6	0- 1	0- 0	NON-CONFERENCE	2- 2	0- 2	3- 1				
3- 3	0- 0	0- 0	HOME	2- 2	0- 0	1- 1				
0- 2	0- 1	0- 0	AWAY	0- 0	0- 1	0- 0				
2- 1	0- 0	0- 0	NEUTRAL	0- 0	0- 1	2- 0				
4- 12	0- 6	0- 3	CONFERENCE	1- 2	0- 0	3- 1				
3- 4	0- 3	0- 0	HOME	1- 1	0- 0	2- 0				
1- 8	0- 3	0- 3	AWAY	0- 1	0- 0	1- 1				
0- 0	0- 0	0- 0	NEUTRAL	0- 0	0- 0	0- 0				

RPI 1-25				RPI 26-50				RPI 51-100				RPI 101+ Team's RPI: 145			
RPI	S	Opponent	Score	RPI	S	Opponent	Score	RPI	S	Opponent	Score	RPI	S	Opponent	Score
4	A	Stanford	64 85	33	A	UCLA	56 83	56	H	Saint Mary's (CA)	64 70	141	N	Kansas	63 71
6	A	Oregon	58 98	38	A	California	63 77	57	H	Boise St.	95 71	150	A	CSUN	52 65
6	H	Oregon	64 79	50	A	Southern California	73 81	65	A	Utah	67 75	158	A	Washington	79 76
14	A	Gonzaga	53 76					65	H	Utah	68 72	158	H	Washington	94 61
19	H	Arizona St.	46 61					72	H	Arizona	90 88	165	A	Colorado	61 72
21	A	Oregon St.	69 76					82	H	UC Davis	62 75	165	H	Colorado	74 48
21	H	Oregon St.	35 52					86	H	Nebraska	87 84	189	H	Utah St.	61 72
												199	N	Jacksonville St.	64 51
												246	H	San Francisco	91 61
												255	N	Wichita St.	85 59
LAST 12 Division I GAMES:															
255	N	Wichita St.	85 59	19	H	Arizona St.	46 61	50	A	Southern California	73 81				
199	N	Jacksonville St.	64 51	33	A	UCLA	56 83	21	H	Oregon St.	35 52				
65	A	Utah	67 75	6	H	Oregon	64 79	4	A	Stanford	64 85				
165	A	Colorado	61 72												
158	H	Washington	94 61												
72	H	Arizona	90 88												

Non-Div I Games:

Washington St.

■ Loss, 
 ■ Non-Conf, 
 ■ S Site, 
 ■ H Home 
 ■ A Away 
 N Neutral



Average RPI Win:	<b>244</b>	WON-LOST	WINNING	LAST 10	STRENGTH OF	OPP. STRENGTH	TEAM	ADJ.	CONF.	ADJ CONF.
Average RPI Loss:	<b>170</b>	RECORD	PCT. RANK	GAMES	SCHEDULE	OF SCHEDULE	RPI	RPI	RPI	RPI
DIV. I ONLY	<b>4- 22</b>	<b>328</b>	<b>0- 0</b>	<b>236</b>	<b>186</b>	<b>319</b>	<b>319</b>	<b>16</b>	<b>16</b>	
DIV. I NON-CONF.	<b>2- 7</b>	<b>288</b>	<b>0- 0</b>	<b>263</b>	<b>255</b>	<b>299</b>	<b>299</b>	<b>12</b>	<b>12</b>	
TOTALS	RPI 1-25	RPI 26-50	W-L RECORDS	RPI 51-100	RPI 101-150	RPI 150+				
4- 22	0- 0	0- 0	OVERALL	0- 4	1- 7	3- 11				
2- 10	0- 0	0- 0	HOME	0- 2	0- 3	2- 5				
2- 11	0- 0	0- 0	AWAY	0- 2	1- 3	1- 6				
0- 1	0- 0	0- 0	NEUTRAL	0- 0	0- 1	0- 0				
2- 7	0- 0	0- 0	NON-CONFERENCE	0- 1	0- 3	2- 3				
1- 2	0- 0	0- 0	HOME	0- 0	0- 1	1- 1				
1- 4	0- 0	0- 0	AWAY	0- 1	0- 1	1- 2				
0- 1	0- 0	0- 0	NEUTRAL	0- 0	0- 1	0- 0				
2- 15	0- 0	0- 0	CONFERENCE	0- 3	1- 4	1- 8				
1- 8	0- 0	0- 0	HOME	0- 2	0- 2	1- 4				
1- 7	0- 0	0- 0	AWAY	0- 1	1- 2	0- 4				
0- 0	0- 0	0- 0	NEUTRAL	0- 0	0- 0	0- 0				

RPI S	Opponent	Score	RPI S	Opponent	Score	RPI S	Opponent	Score	RPI S	Opponent	Score	Team's RPI: 319
						65	A Utah	56 <b>77</b>	101	N VCU	36 <b>64</b>	
						88	H Idaho	74 <b>79</b>	102	A Pepperdine	47 <b>68</b>	
						92	A Idaho St.	57 <b>84</b>	108	A Northern Colo.	55 <b>54</b>	
						92	H Idaho St.	57 <b>70</b>	124	A Portland St.	38 <b>65</b>	
									124	H Portland St.	59 <b>77</b>	
									135	A Montana St.	59 <b>72</b>	
									135	H Montana St.	59 <b>66</b>	
									143	H UC Riverside	39 <b>71</b>	
									171	A Montana	56 <b>64</b>	
									171	H Montana	60 <b>72</b>	
									178	H Portland	73 <b>89</b>	
									187	H Eastern Wash.	58 <b>64</b>	
									233	A Sacramento St.	62 <b>77</b>	
									233	H Sacramento St.	69 <b>78</b>	
									248	A Northern Ariz.	64 <b>74</b>	
									248	H Northern Ariz.	64 <b>75</b>	
									274	A Utah Valley	59 <b>65</b>	
									278	H UTEP	68 <b>63</b>	
									286	A Southern Utah	79 <b>84</b>	
									286	H Southern Utah	67 <b>66</b>	
									302	A Incarnate Word	72 <b>64</b>	
									305	A UTSA	59 <b>66</b>	
LAST 12 Division I GAMES:												
			92	A Idaho St.	57 <b>84</b>	233	A Sacramento St.	62 <b>77</b>				
			233	H Sacramento St.	69 <b>78</b>	124	A Portland St.	38 <b>65</b>				
			135	A Montana St.	59 <b>72</b>	171	H Montana	60 <b>72</b>				
			171	A Montana	56 <b>64</b>	135	H Montana St.	59 <b>66</b>				
			248	H Northern Ariz.	64 <b>75</b>	108	A Northern Colo.	55 <b>54</b>				
			286	H Southern Utah	67 <b>66</b>	124	H Portland St.	59 <b>77</b>				

Non-Div I Games: La Verne 105 43

Weber St.

## West Virginia

Through Games Of Feb. 25, 2019

Average RPI Win:	175	WON-LOST	WINNING	LAST 10	STRENGTH OF	OPP. STRENGTH	TEAM	ADJ.	CONF.	ADJ CONF.
Average RPI Loss:	36	RECORD	PCT. RANK	GAMES	SCHEDULE	OF SCHEDULE	RPI	RPI	RPI	RPI
DIV. I ONLY	19- 7	58	1- 0	150	23	71	71	3	3	
DIV. I NON-CONF.	9- 2	43	1- 0	339	118	188	188	3	3	
TOTALS	RPI 1-25	RPI 26-50	W-L RECORDS	RPI 51-100	RPI 101-150	RPI 150+				
19- 7	1- 3	3- 3	OVERALL	0- 0	8- 1	7- 0				
13- 3	1- 0	2- 2	HOME	0- 0	4- 1	6- 0				
5- 3	0- 2	1- 1	AWAY	0- 0	4- 0	0- 0				
1- 1	0- 1	0- 0	NEUTRAL	0- 0	0- 0	1- 0				
9- 2	0- 1	0- 1	NON-CONFERENCE	0- 0	2- 0	7- 0				
7- 1	0- 0	0- 1	HOME	0- 0	1- 0	6- 0				
1- 0	0- 0	0- 0	AWAY	0- 0	1- 0	0- 0				
1- 1	0- 1	0- 0	NEUTRAL	0- 0	0- 0	1- 0				
10- 5	1- 2	3- 2	CONFERENCE	0- 0	6- 1	0- 0				
6- 2	1- 0	2- 1	HOME	0- 0	3- 1	0- 0				
4- 3	0- 2	1- 1	AWAY	0- 0	3- 0	0- 0				
0- 0	0- 0	0- 0	NEUTRAL	0- 0	0- 0	0- 0				

RPI 1-25				RPI 26-50				RPI 51-100				Team's RPI: 71				RPI 101+			
RPI	S	Opponent	Score	RPI	S	Opponent	Score	RPI	S	Opponent	Score	RPI	S	Opponent	Score	RPI	S	Opponent	Score
2	A	Baylor	47 79	26	A	Texas	64 58					107	H	Towson	90 43				
7	N	Iowa	81 84	26	H	Texas	58 70					125	A	Pittsburgh	77 43				
11	A	Iowa St.	61 77	30	H	Missouri	51 68					127	A	Oklahoma St.	77 54				
11	H	Iowa St.	73 64	37	H	Kansas St.	60 30					127	H	Oklahoma St.	67 58				
				49	A	TCU	48 62					129	A	Oklahoma	66 55				
				49	H	TCU	79 65					129	H	Oklahoma	69 80				
												137	A	Texas Tech	75 72				
												137	H	Texas Tech	68 65				
												141	H	Kansas	71 50				
												261	H	Niagara	84 32				
												298	H	Bryant	94 48				
												307	H	Morgan St.	72 37				
												325	H	NJIT	95 50				
												327	H	Eastern Ky.	78 29				
												327	N	Eastern Ky.	81 39				
												328	H	Coppin St.	78 37				
LAST 12 Division I GAMES:																			
327	N	Eastern Ky.	81 39	141	H	Kansas	71 50												
129	H	Oklahoma	69 80	26	A	Texas	64 58												
127	A	Oklahoma St.	77 54	37	H	Kansas St.	60 30												
49	H	TCU	79 65	137	H	Texas Tech	68 65												
137	A	Texas Tech	75 72	2	A	Baylor	47 79												
11	A	Iowa St.	61 77	11	H	Iowa St.	73 64												

Non-Div I Games:

West Virginia

■ Loss, 
 ■ Non-Conf, 
 ■ S Site, 
 ■ Home 
 ■ A Away 
 N Neutral

## Western Caro.

Through Games Of Feb. 25, 2019

Average RPI Win:	312	WON-LOST	WINNING	LAST 10	STRENGTH OF	OPP. STRENGTH	TEAM	ADJ.	CONF.	ADJ CONF.
Average RPI Loss:	211	RECORD	PCT. RANK	GAMES	SCHEDULE	OF SCHEDULE	RPI	RPI	RPI	RPI
DIV. I ONLY	2- 23	348	0- 1	228	344	338	338	27	27	
DIV. I NON-CONF.	2- 11	316	0- 0	151	345	300	300	24	24	
TOTALS	RPI 1-25	RPI 26-50	W-L RECORDS	RPI 51-100	RPI 101-150	RPI 150+				
2- 23	0- 1	0- 1	OVERALL	0- 0	0- 0	2- 21				
1- 9	0- 0	0- 0	HOME	0- 0	0- 0	1- 9				
1- 13	0- 1	0- 1	AWAY	0- 0	0- 0	1- 11				
0- 1	0- 0	0- 0	NEUTRAL	0- 0	0- 0	0- 1				
2- 11	0- 1	0- 1	NON-CONFERENCE	0- 0	0- 0	2- 9				
1- 4	0- 0	0- 0	HOME	0- 0	0- 0	1- 4				
1- 6	0- 1	0- 1	AWAY	0- 0	0- 0	1- 4				
0- 1	0- 0	0- 0	NEUTRAL	0- 0	0- 0	0- 1				
0- 12	0- 0	0- 0	CONFERENCE	0- 0	0- 0	0- 12				
0- 5	0- 0	0- 0	HOME	0- 0	0- 0	0- 5				
0- 7	0- 0	0- 0	AWAY	0- 0	0- 0	0- 7				
0- 0	0- 0	0- 0	NEUTRAL	0- 0	0- 0	0- 0				

RPI	S	Opponent	Score	RPI	S	Opponent	Score	RPI	S	Opponent	Score	RPI	S	Opponent	Score	Team's RPI: 338
17	A	Kentucky	39 99	40	A	Georgia Tech	49 84					153	A	Mercer	55 71	
												153	H	Mercer	67 69	
												154	A	Tennessee Tech	58 77	
												162	A	Coastal Caro.	59 77	
												163	A	Chattanooga	58 72	
												182	N	North Ala.	66 89	
												183	A	UNC Asheville	49 74	
												192	H	N.C. A&T	51 69	
												214	A	Furman	55 65	
												214	H	Furman	28 53	
												219	H	Campbell	37 63	
												229	H	Gardner-Webb	52 62	
												254	A	ETSU	80 88	
												259	A	Wofford	65 91	
												259	H	Wofford	55 63	
												279	A	Winthrop	65 57	
												287	A	Samford	43 58	
												287	H	Samford	42 75	
												301	H	South Carolina St.	39 54	
												303	A	UNC Greensboro	59 71	
												303	H	UNC Greensboro	42 66	
												325	A	NJIT	71 79	
												344	H	USC Upstate	68 64	
LAST 12 Division I GAMES:																
303	H	UNC Greensboro	42 66	163	A	Chattanooga	58 72									
153	A	Mercer	55 71	303	A	UNC Greensboro	59 71									
287	A	Samford	43 58	287	H	Samford	42 75									
259	H	Wofford	55 63	153	H	Mercer	67 69									
214	H	Furman	28 53	214	A	Furman	55 65									
254	A	ETSU	80 88	259	A	Wofford	65 91									

Non-Div I Games: North Greenville 71 44 Young Harris 63 54

Western Caro.

Loss, Non-Conf, S Site, H Home A Away N Neutral

Average RPI Win:	277	WON-LOST	WINNING	LAST 10	STRENGTH OF	OPP. STRENGTH	TEAM	ADJ.	CONF.	ADJ CONF.
Average RPI Loss:	133	RECORD	PCT. RANK	GAMES	SCHEDULE	OF SCHEDULE	RPI	RPI	RPI	RPI
DIV. I ONLY	10- 15	230	0- 1	197	234	238	238	19	19	
DIV. I NON-CONF.	2- 9	297	0- 0	98	195	268	268	19	19	
TOTALS	RPI 1-25	RPI 26-50	W-L RECORDS	RPI 51-100	RPI 101-150	RPI 150+				
10- 15	0- 1	0- 4	OVERALL	0- 3	0- 0	10- 7				
6- 5	0- 1	0- 3	HOME	0- 0	0- 0	6- 1				
3- 7	0- 0	0- 1	AWAY	0- 2	0- 0	3- 4				
1- 3	0- 0	0- 0	NEUTRAL	0- 1	0- 0	1- 2				
2- 9	0- 1	0- 1	NON-CONFERENCE	0- 3	0- 0	2- 4				
1- 2	0- 1	0- 1	HOME	0- 0	0- 0	1- 0				
0- 4	0- 0	0- 0	AWAY	0- 2	0- 0	0- 2				
1- 3	0- 0	0- 0	NEUTRAL	0- 1	0- 0	1- 2				
8- 6	0- 0	0- 3	CONFERENCE	0- 0	0- 0	8- 3				
5- 3	0- 0	0- 2	HOME	0- 0	0- 0	5- 1				
3- 3	0- 0	0- 1	AWAY	0- 0	0- 0	3- 2				
0- 0	0- 0	0- 0	NEUTRAL	0- 0	0- 0	0- 0				

RPI 1-25				RPI 26-50				RPI 51-100				RPI 101+				Team's RPI: 238	
RPI	S	Opponent	Score	RPI	S	Opponent	Score	RPI	S	Opponent	Score	RPI	S	Opponent	Score		
24	H	Drake	71 98	29	H	South Dakota St.	84 93	55	A	Butler	51 92	156	A	Bradley	68 82		
				30	H	Missouri	64 89	73	A	Purdue	60 81	159	H	Denver	87 78		
				34	A	South Dakota	49 92	98	N	Northern Ill.	61 86	167	A	Oral Roberts	64 68		
				34	H	South Dakota	61 83					167	H	Oral Roberts	85 92		
												214	N	Furman	85 78		
												233	A	Southeast Mo. St.	71 81		
												252	A	North Dakota	92 80		
												252	H	North Dakota	111 90		
												260	H	Austin Peay	77 72		
												278	N	UTEP	72 84		
												295	N	Eastern Ill.	62 64		
												317	A	North Dakota St.	60 68		
												317	H	North Dakota St.	82 70		
												322	A	Omaha	79 67		
												322	H	Omaha	78 70		
												334	A	Purdue Fort Wayne	90 61		
												334	H	Purdue Fort Wayne	73 59		
LAST 12 Division I GAMES:																	
167	H	Oral Roberts	85 92	34	A	South Dakota	49 92										
34	H	South Dakota	61 83	334	H	Purdue Fort Wayne	73 59										
322	A	Omaha	79 67	322	H	Omaha	78 70										
334	A	Purdue Fort Wayne	90 61	252	A	North Dakota	92 80										
317	H	North Dakota St.	82 70	317	A	North Dakota St.	60 68										
252	H	North Dakota	111 90	167	A	Oral Roberts	64 68										

Non-Div I Games: MacMurray 136 39 William Woods 81 73

Western Ill.

Loss, Non-Conf, S Site, H Home A Away N Neutral

Average RPI Win:	212	WON-LOST	WINNING	LAST 10	STRENGTH OF	OPP. STRENGTH	TEAM	ADJ.	CONF.	ADJ CONF.
Average RPI Loss:	74	RECORD	PCT. RANK	GAMES	SCHEDULE	OF SCHEDULE	RPI	RPI	RPI	RPI
DIV. I ONLY	13- 13	170	0- 1	66	78	120	120	14	14	
DIV. I NON-CONF.	4- 8	241	0- 1	32	3	125	125	17	17	
TOTALS	RPI 1-25	RPI 26-50	W-L RECORDS	RPI 51-100	RPI 101-150	RPI 150+				
13- 13	0- 6	0- 1	OVERALL	2- 1	1- 2	10- 3				
6- 6	0- 2	0- 1	HOME	1- 0	1- 0	4- 3				
6- 5	0- 2	0- 0	AWAY	1- 1	0- 2	5- 0				
1- 2	0- 2	0- 0	NEUTRAL	0- 0	0- 0	1- 0				
4- 8	0- 6	0- 0	NON-CONFERENCE	1- 0	0- 1	3- 1				
2- 3	0- 2	0- 0	HOME	0- 0	0- 0	2- 1				
1- 3	0- 2	0- 0	AWAY	1- 0	0- 1	0- 0				
1- 2	0- 2	0- 0	NEUTRAL	0- 0	0- 0	1- 0				
9- 5	0- 0	0- 1	CONFERENCE	1- 1	1- 1	7- 2				
4- 3	0- 0	0- 1	HOME	1- 0	1- 0	2- 2				
5- 2	0- 0	0- 0	AWAY	0- 1	0- 1	5- 0				
0- 0	0- 0	0- 0	NEUTRAL	0- 0	0- 0	0- 0				

RPI 1-25				RPI 26-50				RPI 51-100				RPI 101+ Team's RPI: 120			
RPI	S	Opponent	Score	RPI	S	Opponent	Score	RPI	S	Opponent	Score	RPI	S	Opponent	Score
1	A	Notre Dame	53 94	35	H	Rice	46 68	61	A	Middle Tenn.	69 81	103	A	UAB	63 70
3	H	Louisville	80 102					68	A	Little Rock	68 56	117	H	Charlotte	76 58
7	H	Iowa	67 104					87	H	Old Dominion	75 60	129	A	Oklahoma	83 90
14	N	Gonzaga	55 76									151	H	Southern Ill.	83 76
21	N	Oregon St.	60 74									172	H	Louisiana Tech	81 76
23	A	Central Mich.	90 108									176	H	North Texas	67 76
												181	H	Southern Miss.	56 69
												202	A	Marshall	69 66
												202	H	Marshall	85 55
												212	H	Ball St.	83 86
												254	N	ETSU	82 68
												278	A	UTEP	64 61
												304	A	Fla. Atlantic	81 50
												305	A	UTSA	81 62
												307	H	Morgan St.	90 43
												315	A	FIU	94 82
LAST 12 Division I GAMES:															
14	N	Gonzaga	55 76	35	H	Rice	46 68	278	A	UTEP	64 61				
254	N	ETSU	82 68					305	A	UTSA	81 62				
202	A	Marshall	69 66					172	H	Louisiana Tech	81 76				
103	A	UAB	63 70					181	H	Southern Miss.	56 69				
61	A	Middle Tenn.	69 81					304	A	Fla. Atlantic	81 50				
176	H	North Texas	67 76												

Non-Div I Games: Union (TN) 77 65 Bellarmine 95 57

Western Ky.

Loss, Non-Conf, S Site, H Home A Away N Neutral

Average RPI Win:	285	WON-LOST	WINNING	LAST 10	STRENGTH OF	OPP. STRENGTH	TEAM	ADJ.	CONF.	ADJ CONF.
Average RPI Loss:	117	RECORD	PCT. RANK	GAMES	SCHEDULE	OF SCHEDULE	RPI	RPI	RPI	RPI
DIV. I ONLY	8- 16	265	1- 0	246	128	269	269	7	7	
DIV. I NON-CONF.	5- 5	162	0- 0	350	280	327	327	9	9	
TOTALS	RPI 1-25	RPI 26-50	W-L RECORDS	RPI 51-100	RPI 101-150	RPI 150+				
8- 16	0- 1	0- 4	OVERALL	0- 4	0- 3	8- 4				
3- 9	0- 1	0- 3	HOME	0- 2	0- 2	3- 1				
4- 6	0- 0	0- 1	AWAY	0- 2	0- 1	4- 2				
1- 1	0- 0	0- 0	NEUTRAL	0- 0	0- 0	1- 1				
5- 5	0- 0	0- 1	NON-CONFERENCE	0- 0	0- 1	5- 3				
2- 3	0- 0	0- 1	HOME	0- 0	0- 1	2- 1				
2- 1	0- 0	0- 0	AWAY	0- 0	0- 0	2- 1				
1- 1	0- 0	0- 0	NEUTRAL	0- 0	0- 0	1- 1				
3- 11	0- 1	0- 3	CONFERENCE	0- 4	0- 2	3- 1				
1- 6	0- 1	0- 2	HOME	0- 2	0- 1	1- 0				
2- 5	0- 0	0- 1	AWAY	0- 2	0- 1	2- 1				
0- 0	0- 0	0- 0	NEUTRAL	0- 0	0- 0	0- 0				

RPI 1-25				RPI 26-50				RPI 51-100				RPI 101+ Team's RPI: 269			
RPI	S	Opponent	Score	RPI	S	Opponent	Score	RPI	S	Opponent	Score	RPI	S	Opponent	Score
23	H	Central Mich.	53 <b>87</b>	32	A	Ohio	56 <b>70</b>	80	H	Toledo	57 <b>80</b>	146	H	New Mexico St.	54 <b>66</b>
				42	H	Miami (OH)	62 <b>81</b>	83	A	Kent St.	51 <b>55</b>	148	A	Akron	62 <b>69</b>
				44	H	Buffalo	59 <b>61</b>	83	H	Kent St.	52 <b>56</b>	148	H	Akron	59 <b>72</b>
				45	H	Michigan	42 <b>79</b>	98	A	Northern Ill.	64 <b>77</b>	204	A	Eastern Mich.	61 <b>64</b>
												204	H	Eastern Mich.	71 68
												205	A	Ole Miss	66 <b>69</b>
												212	A	Ball St.	65 62
												217	A	Bowling Green	84 82
												244	H	Loyola Chicago	53 <b>64</b>
												252	N	North Dakota	50 <b>62</b>
												304	A	Fla. Atlantic	69 59
												327	H	Eastern Ky.	64 53
												333	A	Detroit Mercy	54 44
												334	H	Purdue Fort Wayne	69 61
												347	N	Florida A&M	69 50
LAST 12 Division I GAMES:															
204	H	Eastern Mich.	71 68	42	H	Miami (OH)	62 <b>81</b>								
83	H	Kent St.	52 <b>56</b>	98	A	Northern Ill.	64 <b>77</b>								
32	A	Ohio	56 <b>70</b>	212	A	Ball St.	65 62								
23	H	Central Mich.	53 <b>87</b>	44	H	Buffalo	59 <b>61</b>								
148	A	Akron	62 <b>69</b>	80	H	Toledo	57 <b>80</b>								
83	A	Kent St.	51 <b>55</b>	204	A	Eastern Mich.	61 <b>64</b>								

Non-Div I Games: Saginaw Valley 75 51

Western Mich.

■ Loss, 
 ■ Non-Conf, 
 ■ S Site, 
 ■ H Home 
 ■ A Away 
 N Neutral

Average RPI Win:	225	WON-LOST	WINNING	LAST 10	STRENGTH OF	OPP. STRENGTH	TEAM	ADJ.	CONF.	ADJ CONF.
Average RPI Loss:	131	RECORD	PCT. RANK	GAMES	SCHEDULE	OF SCHEDULE	RPI	RPI	RPI	RPI
DIV. I ONLY	11- 15	220	0- 1	214	129	255	255	9	9	
DIV. I NON-CONF.	7- 6	153	0- 1	241	235	255	255	8	8	
TOTALS	RPI 1-25	RPI 26-50	W-L RECORDS	RPI 51-100	RPI 101-150	RPI 150+				
11- 15	0- 1	0- 1	OVERALL	1- 2	0- 5	10- 6				
9- 7	0- 1	0- 0	HOME	1- 1	0- 2	8- 3				
2- 5	0- 0	0- 0	AWAY	0- 1	0- 1	2- 3				
0- 3	0- 0	0- 1	NEUTRAL	0- 0	0- 2	0- 0				
7- 6	0- 0	0- 1	NON-CONFERENCE	1- 0	0- 4	6- 1				
7- 3	0- 0	0- 0	HOME	1- 0	0- 2	6- 1				
0- 0	0- 0	0- 0	AWAY	0- 0	0- 0	0- 0				
0- 3	0- 0	0- 1	NEUTRAL	0- 0	0- 2	0- 0				
4- 9	0- 1	0- 0	CONFERENCE	0- 2	0- 1	4- 5				
2- 4	0- 1	0- 0	HOME	0- 1	0- 0	2- 2				
2- 5	0- 0	0- 0	AWAY	0- 1	0- 1	2- 3				
0- 0	0- 0	0- 0	NEUTRAL	0- 0	0- 0	0- 0				

RPI	S	Opponent	Score	RPI	S	Opponent	Score	RPI	S	Opponent	Score	RPI	S	Opponent	Score	Team's RPI: 255
16	H	UCF	49 <b>57</b>	34	N	South Dakota	64 <b>73</b>	69	H	Missouri St.	63 60	105	H	Creighton	71 <b>83</b>	
								81	A	Cincinnati	54 <b>82</b>	119	N	Northwestern	43 <b>65</b>	
								90	H	Houston	58 <b>66</b>	127	H	Oklahoma St.	47 <b>60</b>	
												132	A	South Fla.	46 <b>55</b>	
												145	N	Washington St.	59 <b>85</b>	
												154	H	Tennessee Tech	45 <b>55</b>	
												157	A	Tulsa	49 <b>63</b>	
												161	H	Temple	40 <b>65</b>	
												166	A	Tulane	62 44	
												172	H	Louisiana Tech	70 56	
												184	H	Sam Houston St.	63 55	
												202	H	Grambling	70 61	
												209	A	Memphis	57 48	
												209	H	Memphis	50 <b>71</b>	
												210	A	SMU	50 <b>78</b>	
												210	H	SMU	53 42	
												223	A	East Carolina	56 <b>78</b>	
												223	H	East Carolina	57 47	
												341	H	Houston Baptist	68 50	
												345	H	Ark.-Pine Bluff	76 39	
												349	H	Savannah St.	66 50	
LAST 12 Division I GAMES:																
145	N	Washington St.	59 <b>85</b>	161	H	Temple	40 <b>65</b>	223	H	East Carolina	57 47					
132	A	South Fla.	46 <b>55</b>	166	A	Tulane	62 44	90	H	Houston	58 <b>66</b>	210	A	SMU	50 <b>78</b>	
16	H	UCF	49 <b>57</b>	209	A	Memphis	57 48	209	H	Memphis	50 <b>71</b>					
210	H	SMU	53 42													
81	A	Cincinnati	54 <b>82</b>													

Non-Div I Games:

Wichita St.

## William &amp; Mary

Through Games Of Feb. 25, 2019

Average RPI Win:	220	WON-LOST	WINNING	LAST 10	STRENGTH OF	OPP. STRENGTH	TEAM	ADJ.	CONF.	ADJ CONF.
Average RPI Loss:	126	RECORD	PCT. RANK	GAMES	SCHEDULE	OF SCHEDULE	RPI	RPI	RPI	RPI
DIV. I ONLY	12- 13	187	0- 1	142	180	170	170	10	10	
DIV. I NON-CONF.	7- 4	108	0- 0	178	304	114	114	10	10	
TOTALS	RPI 1-25	RPI 26-50	W-L RECORDS	RPI 51-100	RPI 101-150	RPI 150+				
12- 13	0- 0	0- 2	OVERALL	0- 2	2- 7	10- 2				
6- 6	0- 0	0- 1	HOME	0- 1	1- 3	5- 1				
6- 7	0- 0	0- 1	AWAY	0- 1	1- 4	5- 1				
0- 0	0- 0	0- 0	NEUTRAL	0- 0	0- 0	0- 0				
7- 4	0- 0	0- 0	NON-CONFERENCE	0- 1	0- 3	7- 0				
4- 1	0- 0	0- 0	HOME	0- 0	0- 1	4- 0				
3- 3	0- 0	0- 0	AWAY	0- 1	0- 2	3- 0				
0- 0	0- 0	0- 0	NEUTRAL	0- 0	0- 0	0- 0				
5- 9	0- 0	0- 2	CONFERENCE	0- 1	2- 4	3- 2				
2- 5	0- 0	0- 1	HOME	0- 1	1- 2	1- 1				
3- 4	0- 0	0- 1	AWAY	0- 0	1- 2	2- 1				
0- 0	0- 0	0- 0	NEUTRAL	0- 0	0- 0	0- 0				

RPI 1-25				RPI 26-50				RPI 51-100				RPI 101+ Team's RPI: 170			
RPI	S	Opponent	Score	RPI	S	Opponent	Score	RPI	S	Opponent	Score	RPI	S	Opponent	Score
				36	A	James Madison	48 65	66	H	Drexel	58 62	101	H	VCU	55 72
				36	H	James Madison	65 78	87	A	Old Dominion	69 83	107	A	Towson	80 69
												107	H	Towson	75 82
												112	A	Northeastern	74 88
												113	A	Hartford	45 50
												121	A	UNCW	58 66
												121	H	UNCW	70 64
												138	A	Davidson	65 76
												149	H	Delaware	59 70
												191	H	George Washington	73 59
												213	A	Elon	64 59
												213	H	Elon	65 60
												221	A	Hofstra	60 55
												223	H	Howard	88 75
												223	H	East Carolina	63 43
												264	A	Norfolk St.	55 44
												271	H	Richmond	65 55
												288	A	Col. of Charleston	77 79
												288	H	Col. of Charleston	54 66
												292	A	Fairfield	60 54
												296	A	Loyola Maryland	65 49
LAST 12 Division I GAMES:															
				36	H	James Madison	65 78	149	H	Delaware	59 70				
				107	H	Towson	75 82	107	A	Towson	80 69				
				213	A	Elon	64 59	36	A	James Madison	48 65				
				121	A	UNCW	58 66	213	H	Elon	65 60				
				288	A	Col. of Charleston	77 79	288	H	Col. of Charleston	54 66				
				66	H	Drexel	58 62	121	H	UNCW	70 64				

Non-Div I Games:

William &amp; Mary

■ Loss, 
 ■ Non-Conf, 
 ■ S Site, 
 ■ H Home 
 ■ A Away 
 N Neutral



## Winthrop

Through Games Of Feb. 25, 2019

Average RPI Win:	289	WON-LOST	WINNING	LAST 10	STRENGTH OF	OPP. STRENGTH	TEAM	ADJ.	CONF.	ADJ CONF.
Average RPI Loss:	188	RECORD	PCT. RANK	GAMES	SCHEDULE	OF SCHEDULE	RPI	RPI	RPI	RPI
DIV. I ONLY	10- 14	225	0- 1	312	309	279	279	28	28	
DIV. I NON-CONF.	4- 6	212	0- 0	316	321	277	277	29	29	
TOTALS	RPI 1-25	RPI 26-50	W-L RECORDS	RPI 51-100	RPI 101-150	RPI 150+				
10- 14	0- 0	0- 1	OVERALL	0- 3	0- 1	10- 9				
5- 6	0- 0	0- 0	HOME	0- 1	0- 0	5- 5				
5- 8	0- 0	0- 1	AWAY	0- 2	0- 1	5- 4				
0- 0	0- 0	0- 0	NEUTRAL	0- 0	0- 0	0- 0				
4- 6	0- 0	0- 1	NON-CONFERENCE	0- 1	0- 0	4- 4				
2- 1	0- 0	0- 0	HOME	0- 0	0- 0	2- 1				
2- 5	0- 0	0- 1	AWAY	0- 1	0- 0	2- 3				
0- 0	0- 0	0- 0	NEUTRAL	0- 0	0- 0	0- 0				
6- 8	0- 0	0- 0	CONFERENCE	0- 2	0- 1	6- 5				
3- 5	0- 0	0- 0	HOME	0- 1	0- 0	3- 4				
3- 3	0- 0	0- 0	AWAY	0- 1	0- 1	3- 1				
0- 0	0- 0	0- 0	NEUTRAL	0- 0	0- 0	0- 0				

RPI 1-25			RPI 26-50			RPI 51-100			RPI 101+ Team's RPI: 279		
RPI	S	Opponent	Score	RPI	S	Opponent	Score	RPI	S	Opponent	Score
				36	A	James Madison	39 56	85	A	Radford	49 70
								85	H	Radford	57 79
								97	A	Georgia	39 85

Non-Div I Games: Newberry

63 67

Winthrop

Loss, Non-Conf, S Site, H Home A Away N Neutral

Average RPI Win:	203	WON-LOST	WINNING	LAST 10	STRENGTH OF	OPP. STRENGTH	TEAM	ADJ.	CONF.	ADJ CONF.
Average RPI Loss:	84	RECORD	PCT. RANK	GAMES	SCHEDULE	OF SCHEDULE	RPI	RPI	RPI	RPI
DIV. I ONLY	13- 15	192	0- 1	146	79	180	180	5	5	
DIV. I NON-CONF.	9- 3	61	0- 0	307	229	168	168	6	6	
TOTALS	RPI 1-25	RPI 26-50	W-L RECORDS	RPI 51-100	RPI 101-150	RPI 150+				
13- 15	0- 2	1- 2	OVERALL	2- 5	2- 5	8- 1				
10- 5	0- 0	1- 1	HOME	2- 2	1- 2	6- 0				
1- 9	0- 2	0- 1	AWAY	0- 2	0- 3	1- 1				
2- 1	0- 0	0- 0	NEUTRAL	0- 1	1- 0	1- 0				
9- 3	0- 0	0- 0	NON-CONFERENCE	0- 3	2- 0	7- 0				
6- 1	0- 0	0- 0	HOME	0- 1	1- 0	5- 0				
1- 1	0- 0	0- 0	AWAY	0- 1	0- 0	1- 0				
2- 1	0- 0	0- 0	NEUTRAL	0- 1	1- 0	1- 0				
4- 12	0- 2	1- 2	CONFERENCE	2- 2	0- 5	1- 1				
4- 4	0- 0	1- 1	HOME	2- 1	0- 2	1- 0				
0- 8	0- 2	0- 1	AWAY	0- 1	0- 3	0- 1				
0- 0	0- 0	0- 0	NEUTRAL	0- 0	0- 0	0- 0				

RPI 1-25				RPI 26-50				RPI 51-100				RPI 101+ Team's RPI: 180			
RPI	S	Opponent	Score	RPI	S	Opponent	Score	RPI	S	Opponent	Score	RPI	S	Opponent	Score
7	A	Iowa	53 <b>71</b>	27	A	Rutgers	53 <b>73</b>	51	H	Indiana	68 <b>75</b>	106	A	Minnesota	56 <b>74</b>
13	A	Maryland	57 <b>75</b>	39	H	Michigan St.	79 62	73	H	Purdue	76 69	106	H	Minnesota	50 <b>78</b>
				45	H	Michigan	70 <b>76</b>	74	A	Green Bay	46 <b>55</b>	119	A	Northwestern	46 <b>72</b>
								75	A	Ohio St.	68 <b>70</b>	125	N	Pittsburgh	57 42
								84	H	Duke	53 <b>60</b>	126	A	Penn St.	64 <b>71</b>
								86	H	Nebraska	70 69	126	H	Penn St.	59 <b>65</b>
								89	N	Arkansas	68 <b>69</b>	130	H	IUPUI	65 64
												195	A	Milwaukee	68 57
												202	H	Marshall	67 49
												211	A	Illinois	68 <b>78</b>
												211	H	Illinois	75 67
												279	H	Winthrop	76 41
												297	N	Tennessee St.	58 53
												317	H	North Dakota St.	64 53
												332	H	Evansville	96 60
												350	H	Chicago St.	85 38
LAST 12 Division I GAMES:															
27	A	Rutgers	53 <b>73</b>	13	A	Maryland	57 <b>75</b>								
211	H	Illinois	75 67	86	H	Nebraska	70 69								
75	A	Ohio St.	68 <b>70</b>	126	H	Penn St.	59 <b>65</b>								
39	H	Michigan St.	79 62	119	A	Northwestern	46 <b>72</b>								
211	A	Illinois	68 <b>78</b>	106	H	Minnesota	50 <b>78</b>								
45	H	Michigan	70 <b>76</b>	51	H	Indiana	68 <b>75</b>								

Non-Div I Games:

Wisconsin

■ Loss, 
 ■ Non-Conf, 
 S Site, 
 ■ Home 
 ■ Away 
 N Neutral

Average RPI Win: <b>276</b>	WON-LOST	WINNING	LAST 10	STRENGTH OF	OPP. STRENGTH	TEAM	ADJ.	CONF.	ADJ CONF.
Average RPI Loss: <b>190</b>	RECORD	PCT. RANK	GAMES	SCHEDULE	OF SCHEDULE	RPI	RPI	RPI	RPI
DIV. I ONLY	<b>12- 12</b>	<b>170</b>	<b>1- 0</b>	<b>347</b>	<b>224</b>	<b>259</b>	<b>259</b>	<b>27</b>	<b>27</b>
DIV. I NON-CONF.	<b>5- 7</b>	<b>206</b>	<b>0- 0</b>	<b>314</b>	<b>233</b>	<b>242</b>	<b>242</b>	<b>24</b>	<b>24</b>
TOTALS	RPI 1-25	RPI 26-50	W-L RECORDS	RPI 51-100	RPI 101-150	RPI 150+			
12- 12	0- 0	0- 2	OVERALL	0- 0	0- 2	12- 8			
9- 1	0- 0	0- 0	HOME	0- 0	0- 0	9- 1			
3- 11	0- 0	0- 2	AWAY	0- 0	0- 2	3- 7			
0- 0	0- 0	0- 0	NEUTRAL	0- 0	0- 0	0- 0			
5- 7	0- 0	0- 2	NON-CONFERENCE	0- 0	0- 2	5- 3			
3- 0	0- 0	0- 0	HOME	0- 0	0- 0	3- 0			
2- 7	0- 0	0- 2	AWAY	0- 0	0- 2	2- 3			
0- 0	0- 0	0- 0	NEUTRAL	0- 0	0- 0	0- 0			
7- 5	0- 0	0- 0	CONFERENCE	0- 0	0- 0	7- 5			
6- 1	0- 0	0- 0	HOME	0- 0	0- 0	6- 1			
1- 4	0- 0	0- 0	AWAY	0- 0	0- 0	1- 4			
0- 0	0- 0	0- 0	NEUTRAL	0- 0	0- 0	0- 0			

RPI 1-25				RPI 26-50				RPI 51-100				RPI 101+ Team's RPI: 259			
RPI	S	Opponent	Score	RPI	S	Opponent	Score	RPI	S	Opponent	Score	RPI	S	Opponent	Score
				40	A	Georgia Tech	40 81					117	A	Charlotte	63 85
				41	A	Clemson	77 85					142	A	Appalachian St.	70 94
												153	H	Mercer	79 81
												163	A	Chattanooga	82 89
												163	H	Chattanooga	64 60
												183	A	UNC Asheville	46 60
												214	A	Furman	50 63
												214	H	Furman	84 75
												229	H	Gardner-Webb	59 53
												254	A	ETSU	79 92
												254	H	ETSU	77 74
												279	H	Winthrop	70 53
												283	A	Ga. Southern	81 65
												287	H	Samford	71 62
												288	H	Col. of Charleston	78 58
												303	A	UNC Greensboro	61 77
												303	H	UNC Greensboro	93 66
												330	A	Presbyterian	50 61
												336	A	Longwood	101 72
												338	A	Western Caro.	63 55
												338	H	Western Caro.	91 65
												339	A	N.C. Central	59 66
LAST 12 Division I GAMES:															
				214	H	Furman	84 75					153	H	Mercer	79 81
				163	H	Chattanooga	64 60					214	A	Furman	50 63
				254	H	ETSU	77 74					254	A	ETSU	79 92
				338	A	Western Caro.	63 55					163	A	Chattanooga	82 89
				303	A	UNC Greensboro	61 77					303	H	UNC Greensboro	93 66
				287	H	Samford	71 62					338	H	Western Caro.	91 65

Non-Div I Games: Warren Wilson 107 30 Southern Wesleyan 110 47 Brevard 106 52

Wofford

Average RPI Win:	210	WON-LOST	WINNING	LAST 10	STRENGTH OF	OPP. STRENGTH	TEAM	ADJ.	CONF.	ADJ CONF.
Average RPI Loss:	113	RECORD	PCT. RANK	GAMES	SCHEDULE	OF SCHEDULE	RPI	RPI	RPI	RPI
DIV. I ONLY	21- 6	34	1- 0	170	202	64	64	21	21	
DIV. I NON-CONF.	7- 4	108	0- 0	78	156	56	56	18	18	
TOTALS	RPI 1-25	RPI 26-50	W-L RECORDS	RPI 51-100	RPI 101-150	RPI 150+				
21- 6	0- 0	0- 1	OVERALL	3- 2	4- 2	14- 1				
10- 1	0- 0	0- 0	HOME	2- 1	2- 0	6- 0				
7- 5	0- 0	0- 1	AWAY	0- 1	1- 2	6- 1				
4- 0	0- 0	0- 0	NEUTRAL	1- 0	1- 0	2- 0				
7- 4	0- 0	0- 1	NON-CONFERENCE	2- 1	1- 1	4- 1				
1- 1	0- 0	0- 0	HOME	1- 1	0- 0	0- 0				
2- 3	0- 0	0- 1	AWAY	0- 0	0- 1	2- 1				
4- 0	0- 0	0- 0	NEUTRAL	1- 0	1- 0	2- 0				
14- 2	0- 0	0- 0	CONFERENCE	1- 1	3- 1	10- 0				
9- 0	0- 0	0- 0	HOME	1- 0	2- 0	6- 0				
5- 2	0- 0	0- 0	AWAY	0- 1	1- 1	4- 0				
0- 0	0- 0	0- 0	NEUTRAL	0- 0	0- 0	0- 0				

RPI 1-25				RPI 26-50				RPI 51-100				Team's RPI: 64	RPI 101+			
RPI	S	Opponent	Score	RPI	S	Opponent	Score	RPI	S	Opponent	Score		RPI	S	Opponent	Score
				39	A	Michigan St.	68 84	60	H	Belmont	63 79		117	A	Charlotte	85 88
								66	N	Drexel	71 63		122	A	Youngstown St.	68 83
								74	A	Green Bay	37 56		122	H	Youngstown St.	70 65
								74	H	Green Bay	85 67		130	A	IUPUI	78 75
								83	H	Kent St.	61 55		130	H	IUPUI	66 59
													136	N	Marist	76 60
													194	N	Stetson	57 44
													195	A	Milwaukee	73 69
													195	H	Milwaukee	61 57
													200	A	UNLV	68 52
													221	N	Hofstra	93 64
													251	A	Northern Ky.	61 55
													251	H	Northern Ky.	78 56
													265	A	CSU Bakersfield	74 76
													284	A	Manhattan	60 44
													285	A	Cleveland St.	70 65
													285	H	Cleveland St.	78 52
													308	H	Oakland	69 58
													333	H	Detroit Mercy	78 59
													337	A	UIC	79 46
													337	H	UIC	72 47
LAST 12 Division I GAMES:																
				122	H	Youngstown St.	70 65	337	H	UIC	72 47					
				285	H	Cleveland St.	78 52	333	H	Detroit Mercy	78 59					
				251	H	Northern Ky.	78 56	308	H	Oakland	69 58					
				74	A	Green Bay	37 56	285	A	Cleveland St.	70 65					
				195	A	Milwaukee	73 69	122	A	Youngstown St.	68 83					
				130	H	IUPUI	66 59	251	A	Northern Ky.	61 55					

Non-Div I Games: Kentucky St. 83 53

Wright St.

■ Loss, 
 ■ Non-Conf, 
 ■ S Site, 
 ■ Home 
 ■ A Away 
 N Neutral

## Wyoming

Through Games Of Feb. 25, 2019

Average RPI Win:	184	WON-LOST	WINNING	LAST 10	STRENGTH OF	OPP. STRENGTH	TEAM	ADJ.	CONF.	ADJ CONF.
Average RPI Loss:	89	RECORD	PCT. RANK	GAMES	SCHEDULE	OF SCHEDULE	RPI	RPI	RPI	RPI
DIV. I ONLY	16- 5	42	1- 0	108	126	46	46	15	15	
DIV. I NON-CONF.	5- 2	82	0- 0	26	64	22	22	13	13	
TOTALS	RPI 1-25	RPI 26-50	W-L RECORDS	RPI 51-100	RPI 101-150	RPI 150+				
16- 5	0- 0	1- 1	OVERALL	2- 3	2- 0	11- 1				
10- 1	0- 0	1- 1	HOME	2- 0	1- 0	6- 0				
5- 4	0- 0	0- 0	AWAY	0- 3	1- 0	4- 1				
1- 0	0- 0	0- 0	NEUTRAL	0- 0	0- 0	1- 0				
5- 2	0- 0	1- 0	NON-CONFERENCE	1- 2	1- 0	2- 0				
4- 0	0- 0	1- 0	HOME	1- 0	1- 0	1- 0				
0- 2	0- 0	0- 0	AWAY	0- 2	0- 0	0- 0				
1- 0	0- 0	0- 0	NEUTRAL	0- 0	0- 0	1- 0				
11- 3	0- 0	0- 1	CONFERENCE	1- 1	1- 0	9- 1				
6- 1	0- 0	0- 1	HOME	1- 0	0- 0	5- 0				
5- 2	0- 0	0- 0	AWAY	0- 1	1- 0	4- 1				
0- 0	0- 0	0- 0	NEUTRAL	0- 0	0- 0	0- 0				

RPI 1-25			RPI 26-50			Team's RPI: 46			RPI 51-100			RPI 101+			
RPI	S	Opponent	Score	RPI	S	Opponent	Score	RPI	S	Opponent	Score	RPI	S	Opponent	Score
29	H	South Dakota St.	77 70	56	A	Saint Mary's (CA)	84 90	110	A	Fresno St.	63 56				
48	H	New Mexico	75 78	57	A	Boise St.	64 72	135	H	Montana St.	66 58				
				57	H	Boise St.	64 52	159	H	Denver	78 74				
				88	H	Idaho	64 61	176	N	North Texas	53 49				
				95	A	Pacific	64 70	189	A	Utah St.	42 50				
								189	H	Utah St.	53 35				
								200	A	UNLV	64 49				
								200	H	UNLV	90 62				
								218	A	Nevada	55 51				
								226	H	San Diego St.	87 45				
								276	A	Colorado St.	60 49				
								276	H	Colorado St.	56 32				
								291	H	Air Force	80 60				
								309	A	San Jose St.	70 56				
LAST 12 Division I GAMES:															
276	H	Colorado St.	56 32	110	A	Fresno St.	63 56								
200	A	UNLV	64 49	57	H	Boise St.	64 52								
218	A	Nevada	55 51	309	A	San Jose St.	70 56								
189	H	Utah St.	53 35	48	H	New Mexico	75 78								
276	A	Colorado St.	60 49	189	A	Utah St.	42 50								
291	H	Air Force	80 60	226	H	San Diego St.	87 45								

Non-Div I Games: Chadron St. 80 33 UC-Colo. Springs 98 37

Wyoming

Loss, Non-Conf, S Site, H Home A Away N Neutral

Average RPI Win:	227	WON-LOST	WINNING	LAST 10	STRENGTH OF	OPP. STRENGTH	TEAM	ADJ.	CONF.	ADJ CONF.
Average RPI Loss:	72	RECORD	PCT. RANK	GAMES	SCHEDULE	OF SCHEDULE	RPI	RPI	RPI	RPI
DIV. I ONLY	11- 16	226	0- 1	99	87	186	186	6	6	
DIV. I NON-CONF.	9- 2	43	0- 0	276	319	126	126	5	5	
TOTALS	RPI 1-25	RPI 26-50	W-L RECORDS	RPI 51-100	RPI 101-150	RPI 150+				
11- 16	0- 4	0- 0	OVERALL	0- 5	3- 7	8- 0				
9- 7	0- 2	0- 0	HOME	0- 1	1- 4	8- 0				
2- 9	0- 2	0- 0	AWAY	0- 4	2- 3	0- 0				
0- 0	0- 0	0- 0	NEUTRAL	0- 0	0- 0	0- 0				
9- 2	0- 0	0- 0	NON-CONFERENCE	0- 1	1- 1	8- 0				
8- 1	0- 0	0- 0	HOME	0- 0	0- 1	8- 0				
1- 1	0- 0	0- 0	AWAY	0- 1	1- 0	0- 0				
0- 0	0- 0	0- 0	NEUTRAL	0- 0	0- 0	0- 0				
2- 14	0- 4	0- 0	CONFERENCE	0- 4	2- 6	0- 0				
1- 6	0- 2	0- 0	HOME	0- 1	1- 3	0- 0				
1- 8	0- 2	0- 0	AWAY	0- 3	1- 3	0- 0				
0- 0	0- 0	0- 0	NEUTRAL	0- 0	0- 0	0- 0				

RPI	S	Opponent	Score	RPI	S	Opponent	Score	RPI	S	Opponent	Score	RPI	S	Opponent	Score	Team's RPI: 186
10	A	Marquette	53 79					53	A	Villanova	71 75	104	A	St. John's (NY)	41 70	
10	H	Marquette	44 90					55	A	Butler	38 63	104	H	St. John's (NY)	57 76	
25	A	DePaul	48 81					55	H	Butler	41 63	105	A	Creighton	62 66	
25	H	DePaul	71 73					81	A	Cincinnati	61 79	105	H	Creighton	52 53	
								93	A	Georgetown	61 68	106	H	Minnesota	53 78	
												111	A	Providence	58 71	
												111	H	Providence	55 63	
												128	A	Wake Forest	62 50	
												140	A	Seton Hall	80 76	
												140	H	Seton Hall	63 62	
												154	H	Tennessee Tech	70 60	
												182	H	North Ala.	94 81	
												217	H	Bowling Green	65 49	
												257	H	Alabama St.	87 58	
												290	H	New Orleans	61 45	
												292	H	Fairfield	48 35	
												342	H	Delaware St.	80 59	
												350	H	Chicago St.	91 57	
LAST 12 Division I GAMES:																
10	A	Marquette	53 79	140	A	Seton Hall	80 76									
25	A	DePaul	48 81	25	H	DePaul	71 73									
105	H	Creighton	52 53	10	H	Marquette	44 90									
111	H	Providence	55 63	111	A	Providence	58 71									
55	A	Butler	38 63	105	A	Creighton	62 66									
104	A	St. John's (NY)	41 70	55	H	Butler	41 63									

Non-Div I Games:

Xavier

Average RPI Win:	227	WON-LOST	WINNING	LAST 10	STRENGTH OF	OPP. STRENGTH	TEAM	ADJ.	CONF.	ADJ CONF.
Average RPI Loss:	131	RECORD	PCT. RANK	GAMES	SCHEDULE	OF SCHEDULE	RPI	RPI	RPI	RPI
DIV. I ONLY	15- 10	118	1- 0	156	251	115	115	11	11	
DIV. I NON-CONF.	10- 5	91	1- 0	172	329	81	81	11	11	
TOTALS	RPI 1-25	RPI 26-50	W-L RECORDS	RPI 51-100	RPI 101-150	RPI 150+				
15- 10	0- 0	0- 0	OVERALL	2- 5	1- 2	12- 3				
7- 1	0- 0	0- 0	HOME	1- 0	0- 0	6- 1				
5- 9	0- 0	0- 0	AWAY	1- 5	1- 2	3- 2				
3- 0	0- 0	0- 0	NEUTRAL	0- 0	0- 0	3- 0				
10- 5	0- 0	0- 0	NON-CONFERENCE	0- 3	1- 2	9- 0				
3- 0	0- 0	0- 0	HOME	0- 0	0- 0	3- 0				
4- 5	0- 0	0- 0	AWAY	0- 3	1- 2	3- 0				
3- 0	0- 0	0- 0	NEUTRAL	0- 0	0- 0	3- 0				
5- 5	0- 0	0- 0	CONFERENCE	2- 2	0- 0	3- 3				
4- 1	0- 0	0- 0	HOME	1- 0	0- 0	3- 1				
1- 4	0- 0	0- 0	AWAY	1- 2	0- 0	0- 2				
0- 0	0- 0	0- 0	NEUTRAL	0- 0	0- 0	0- 0				

RPI S	Opponent	Score	RPI S	Opponent	Score	RPI S	Opponent	Score	RPI S	Opponent	Score	Team's RPI: 115
						63	A Penn	48 54	104	A St. John's (NY)	52 56	
						76	A Princeton	96 86	111	A Providence	42 59	
						78	A SFA	57 67	122	A Youngstown St.	58 56	
						79	A Harvard	69 83	190	N Saint Louis	58 52	
						79	H Harvard	65 62	192	N N.C. A&T	59 49	
						81	A Cincinnati	52 66	201	A Dartmouth	54 56	
						98	A Northern Ill.	80 89	201	H Dartmouth	64 49	
									222	H Cornell	41 43	
									236	H Columbia	69 61	
									252	H Colgate	80 61	
									261	N Niagara	67 64	
									272	A Brown	71 86	
									272	H Brown	84 72	
									273	A Army West Point	62 51	
									281	A Vermont	58 55	
									311	A Wagner	74 41	
									320	H Central Conn. St.	58 46	
									340	H Saint Peter's	72 56	
LAST 12 Division I GAMES:												
192	N	N.C. A&T	59	49	236	H	Columbia	69	61			
78	A	SFA	57	67	63	A	Penn	48	54			
261	N	Niagara	67	64	76	A	Princeton	96	86			
79	A	Harvard	69	83	201	H	Dartmouth	64	49			
201	A	Dartmouth	54	56	79	H	Harvard	65	62			
222	H	Cornell	41	43	272	H	Brown	84	72			

Non-Div I Games:

Yale

■ Loss, 
 ■ Non-Conf, 
 ■ S Site, 
 ■ Home 
 ■ A Away 
 N Neutral

Average RPI Win:	232	WON-LOST	WINNING	LAST 10	STRENGTH OF	OPP. STRENGTH	TEAM	ADJ.	CONF.	ADJ CONF.
Average RPI Loss:	121	RECORD	PCT. RANK	GAMES	SCHEDULE	OF SCHEDULE	RPI	RPI	RPI	RPI
DIV. I ONLY	18- 8	68	0- 1	227	227	122	122	21	21	
DIV. I NON-CONF.	6- 3	91	0- 0	94	220	73	73	18	18	
TOTALS	RPI 1-25	RPI 26-50	W-L RECORDS	RPI 51-100	RPI 101-150	RPI 150+				
18- 8	0- 0	0- 0	OVERALL	2- 4	3- 2	13- 2				
13- 1	0- 0	0- 0	HOME	2- 0	2- 1	9- 0				
5- 7	0- 0	0- 0	AWAY	0- 4	1- 1	4- 2				
0- 0	0- 0	0- 0	NEUTRAL	0- 0	0- 0	0- 0				
6- 3	0- 0	0- 0	NON-CONFERENCE	0- 2	2- 1	4- 0				
4- 1	0- 0	0- 0	HOME	0- 0	1- 1	3- 0				
2- 2	0- 0	0- 0	AWAY	0- 2	1- 0	1- 0				
0- 0	0- 0	0- 0	NEUTRAL	0- 0	0- 0	0- 0				
12- 5	0- 0	0- 0	CONFERENCE	2- 2	1- 1	9- 2				
9- 0	0- 0	0- 0	HOME	2- 0	1- 0	6- 0				
3- 5	0- 0	0- 0	AWAY	0- 2	0- 1	3- 2				
0- 0	0- 0	0- 0	NEUTRAL	0- 0	0- 0	0- 0				

RPI S	Opponent	Score	RPI S	Opponent	Score	RPI S	Opponent	Score	RPI S	Opponent	Score	Team's RPI: 122
						54	A Bucknell	68 73	115	H Yale	56 58	
						64	A Wright St.	65 70	125	A Pittsburgh	64 55	
						64	H Wright St.	83 68	130	A IUPUI	44 64	
						74	A Green Bay	42 60	130	H IUPUI	70 52	
						74	H Green Bay	70 59	148	H Akron	72 61	
						83	A Kent St.	34 62	195	A Milwaukee	68 71	
									195	H Milwaukee	67 47	
									198	H Robert Morris	69 59	
									230	H Saint Francis (PA)	80 56	
									244	H Loyola Chicago	74 63	
									251	A Northern Ky.	62 65	
									251	H Northern Ky.	77 66	
									282	A Canisius	62 36	
									285	H Cleveland St.	73 55	
									308	A Oakland	69 55	
									308	H Oakland	76 61	
									333	A Detroit Mercy	85 59	
									333	H Detroit Mercy	91 45	
									337	A UIC	83 59	
									337	H UIC	81 29	
LAST 12 Division I GAMES:												
			64	A Wright St.	65 70	333	H Detroit Mercy	91 45				
			251	A Northern Ky.	62 65	308	H Oakland	76 61				
			195	H Milwaukee	67 47	285	H Cleveland St.	73 55				
			74	H Green Bay	70 59	251	H Northern Ky.	77 66				
			337	A UIC	83 59	64	H Wright St.	83 68				
			130	A IUPUI	44 64	74	A Green Bay	42 60				

Non-Div I Games: Thiel 76 53 Carlow 90 31

Youngstown St.