

Average RPI Win:	293	WON-LOST	WINNING	LAST 10	STRENGTH OF	OPP. STRENGTH	TEAM	ADJ.	CONF.	ADJ CONF.
Average RPI Loss:	172	RECORD	PCT. RANK	GAMES	SCHEDULE	OF SCHEDULE	RPI	RPI	RPI	RPI
DIV. I ONLY	13- 10	135	7- 3	314	342	224	224	27	27	
DIV. I NON-CONF.	3- 4	209	0- 0	241	349	246	246	26	26	

TOTALS	RPI 1-25	RPI 26-50	W-L RECORDS	RPI 51-100	RPI 101-999	RPI 201+				
13- 10	0- 0	0- 0	OVERALL	0- 2	13- 8	13- 4				
8- 3	0- 0	0- 0	HOME	0- 1	8- 2	8- 0				
3- 7	0- 0	0- 0	AWAY	0- 0	3- 1	3- 1				
2- 0	0- 0	0- 0	NEUTRAL	0- 0	2- 0	2- 0				
3- 4	0- 0	0- 0	NON-CONFERENCE	0- 0	3- 4	3- 2				
1- 1	0- 0	0- 0	HOME	0- 0	1- 1	1- 0				
0- 3	0- 0	0- 0	AWAY	0- 0	0- 3	0- 2				
2- 0	0- 0	0- 0	NEUTRAL	0- 0	2- 0	2- 0				
10- 6	0- 0	0- 0	CONFERENCE	0- 2	10- 4	10- 2				
7- 2	0- 0	0- 0	HOME	0- 1	7- 1	7- 0				
3- 4	0- 0	0- 0	AWAY	0- 1	3- 3	3- 2				
0- 0	0- 0	0- 0	NEUTRAL	0- 0	0- 0	0- 0				

RPI 1-25				RPI 26-50				RPI 51-100				RPI 101+				Team's RPI: 224
RPI	S	Opponent	Score	RPI	S	Opponent	Score	RPI	S	Opponent	Score	RPI	S	Opponent	Score	
								92	A	Lamar University	59 65	102	H	Rice	56 67	
								92	H	Lamar University	31 70	114	H	Central Ark.	50 58	
												123	A	SFA	58 59	
												195	A	UTEP	49 69	
												220	A	New Mexico St.	61 70	
												229	H	Nicholls St.	76 55	
												234	A	Abilene Christian	59 61	
												234	H	Abilene Christian	70 51	
												237	A	New Orleans	49 66	
												237	H	New Orleans	75 68	
												252	N	Prairie View	72 62	
												287	H	Southeastern La.	56 52	
												306	A	Incarnate Word	62 58	
												306	H	Incarnate Word	75 59	
												307	A	UTRGV	53 56	
												307	H	UTRGV	71 41	
												312	H	Houston Baptist	50 49	
												334	A	Northwestern St.	62 56	
												335	A	Sam Houston St.	67 57	
												335	H	Sam Houston St.	62 48	
												341	N	Florida A&M	58 55	
LAST 12 Division I GAMES:																
				306	H	Incarnate Word	75 59	306	A	Incarnate Word	62 58					
				234	H	Abilene Christian	70 51	287	H	Southeastern La.	56 52					
				92	A	Lamar University	59 65	312	H	Houston Baptist	50 49					
				123	A	SFA	58 59	234	A	Abilene Christian	59 61					
				237	H	New Orleans	75 68	229	H	Nicholls St.	76 55					
				335	H	Sam Houston St.	62 48	237	A	New Orleans	49 66					

Non-Div I Games: Tex. A&M Int'l 53 34 St. Thomas Houston 72 42 McMurry 62 43 Texas Lutheran 87 56
A&M-Corpus Christi

Loss, Non-Conf, S Site, H Home A Away N Neutral

Average RPI Win:	281	WON-LOST	WINNING	LAST 10	STRENGTH OF	OPP. STRENGTH	TEAM	ADJ.	CONF.	ADJ CONF.
Average RPI Loss:	156	RECORD	PCT. RANK	GAMES	SCHEDULE	OF SCHEDULE	RPI	RPI	RPI	RPI

DIV. I ONLY	11- 11	176	3- 7	300	282	234	234	27	27
DIV. I NON-CONF.	2- 4	239	0- 0	127	167	228	228	26	26

TOTALS	RPI 1-25	RPI 26-50	W-L RECORDS	RPI 51-100	RPI 101-999	RPI 201+			
11- 11	0- 0	0- 1	OVERALL	0- 1	11- 9	10- 3			
8- 2	0- 0	0- 1	HOME	0- 0	8- 1	7- 0			
2- 8	0- 0	0- 0	AWAY	0- 1	2- 7	2- 3			
1- 1	0- 0	0- 0	NEUTRAL	0- 0	1- 1	1- 0			
2- 4	0- 0	0- 1	NON-CONFERENCE	0- 0	2- 3	1- 0			
1- 1	0- 0	0- 1	HOME	0- 0	1- 0	0- 0			
0- 2	0- 0	0- 0	AWAY	0- 0	0- 2	0- 0			
1- 1	0- 0	0- 0	NEUTRAL	0- 0	1- 1	1- 0			
9- 7	0- 0	0- 0	CONFERENCE	0- 1	9- 6	9- 3			
7- 1	0- 0	0- 0	HOME	0- 0	7- 1	7- 0			
2- 6	0- 0	0- 0	AWAY	0- 1	2- 5	2- 3			
0- 0	0- 0	0- 0	NEUTRAL	0- 0	0- 0	0- 0			

RPI 1-25				RPI 26-50				RPI 51-100				RPI 101+ Team's RPI: 234			
RPI	S	Opponent	Score	RPI	S	Opponent	Score	RPI	S	Opponent	Score	RPI	S	Opponent	Score
				50	H	FGCU	55 94					114	A	Central Ark.	45 63
								92	A	Lamar University	71 77	114	H	Central Ark.	61 73
												123	A	SFA	55 66
												137	A	Arkansas	65 79
												148	H	Idaho	82 72
												149	N	Radford	65 71
												199	A	SMU	44 65
												224	A	A&M-Corpus Christi	51 70
												224	H	A&M-Corpus Christi	61 59
												229	A	Nicholls St.	60 81
												237	H	New Orleans	80 70
												280	N	Old Dominion	74 60
												287	A	Southeastern La.	76 78
												287	H	Southeastern La.	86 80
												288	A	McNeese	80 75
												306	H	Incarnate Word	58 56
												312	H	Houston Baptist	80 68
												334	H	Northwestern St.	80 41
												335	A	Sam Houston St.	75 72
												335	H	Sam Houston St.	83 65
LAST 12 Division I GAMES:															
				114	H	Central Ark.	61 73	92	A	Lamar University	71 77				
				224	A	A&M-Corpus Christi	51 70	224	H	A&M-Corpus Christi	61 59				
				287	A	Southeastern La.	76 78	114	A	Central Ark.	45 63				
				306	H	Incarnate Word	58 56	123	A	SFA	55 66				
				229	A	Nicholls St.	60 81	334	H	Northwestern St.	80 41				
				335	A	Sam Houston St.	75 72	312	H	Houston Baptist	80 68				

Non-Div I Games:	Southwest (NM)	91 47	Schreiner	97 48	Howard Payne	88 46	Midwestern St.	88 67
Abilene Christian								

Average RPI Win:	280	WON-LOST	WINNING	LAST 10	STRENGTH OF	OPP. STRENGTH	TEAM	ADJ.	CONF.	ADJ CONF.
Average RPI Loss:	156	RECORD	PCT. RANK	GAMES	SCHEDULE	OF SCHEDULE	RPI	RPI	RPI	RPI
DIV. I ONLY	3- 23	332	3- 7	135	189	310	310	16	16	
DIV. I NON-CONF.	0- 10	337	0- 0	98	275	319	319	15	15	

TOTALS	RPI 1-25	RPI 26-50	W-L RECORDS	RPI 51-100	RPI 101-999	RPI 201+				
3- 23	0- 1	0- 0	OVERALL	0- 5	3- 17	3- 5				
2- 11	0- 1	0- 0	HOME	0- 2	2- 8	2- 1				
1- 12	0- 0	0- 0	AWAY	0- 3	1- 9	1- 4				
0- 0	0- 0	0- 0	NEUTRAL	0- 0	0- 0	0- 0				
0- 10	0- 1	0- 0	NON-CONFERENCE	0- 1	0- 8	0- 2				
0- 5	0- 1	0- 0	HOME	0- 0	0- 4	0- 0				
0- 5	0- 0	0- 0	AWAY	0- 1	0- 4	0- 2				
0- 0	0- 0	0- 0	NEUTRAL	0- 0	0- 0	0- 0				
3- 13	0- 0	0- 0	CONFERENCE	0- 4	3- 9	3- 3				
2- 6	0- 0	0- 0	HOME	0- 2	2- 4	2- 1				
1- 7	0- 0	0- 0	AWAY	0- 2	1- 5	1- 2				
0- 0	0- 0	0- 0	NEUTRAL	0- 0	0- 0	0- 0				

RPI 1-25				RPI 26-50				RPI 51-100				RPI 101+				Team's RPI: 310
RPI	S	Opponent	Score	RPI	S	Opponent	Score	RPI	S	Opponent	Score	RPI	S	Opponent	Score	
5	H	Louisville	50 62					80	A	UNLV	57 69	122	A	Colorado St.	50 61	
								80	H	UNLV	59 67	122	H	Colorado St.	39 40	
								88	A	Navy	64 71	130	A	Fresno St.	48 64	
								94	A	New Mexico	49 57	130	H	Fresno St.	58 64	
								94	H	New Mexico	59 88	145	H	Eastern Wash.	63 65	
												147	A	Boise St.	46 49	
												147	H	Boise St.	47 58	
												150	H	Colorado	43 68	
												153	A	Weber St.	52 62	
												160	H	Army West Point	59 65	
												165	A	SIUE	40 76	
												172	H	Denver	54 75	
												217	A	Nevada	60 70	
												253	H	San Jose St.	74 75	
												268	A	San Diego St.	56 48	
												268	H	San Diego St.	61 51	
												305	A	Utah St.	55 57	
												305	H	Utah St.	57 50	
												308	A	FIU	69 70	
												322	A	Utah Valley	56 59	
LAST 12 Division I GAMES:																
305	A	Utah St.	55 57	268	H	San Diego St.	61 51									
268	A	San Diego St.	56 48	130	A	Fresno St.	48 64									
147	H	Boise St.	47 58	147	A	Boise St.	46 49									
80	H	UNLV	59 67	305	H	Utah St.	57 50									
94	A	New Mexico	49 57	122	H	Colorado St.	39 40									
122	A	Colorado St.	50 61	253	H	San Jose St.	74 75									

Non-Div I Games: Colo. Christian 66 68

Air Force

Loss,
Non-Conf, S Site,
H Home
A Away
N Neutral

Average RPI Win: 234

Average RPI Loss: 77

WON-LOST
RECORDWINNING
PCT. RANKLAST 10
GAMESSTRENGTH OF
SCHEDULEOPP. STRENGTH
OF SCHEDULETEAM
RPIADJ.
RPICONF.
RPIADJ CONF.
RPIDIV. I ONLY
DIV. I NON-CONF.7- 19
5- 5288
1702- 8
0- 052
9096
197215
170215
1707
87
8

TOTALS

RPI 1-25

RPI 26-50

W-L RECORDS

RPI 51-100

RPI 101-999

RPI 201+

7- 19

0- 3

0- 4

OVERALL

0- 7

7- 5

4- 1

5- 9

0- 2

0- 3

HOME

0- 1

5- 3

3- 1

1- 9

0- 1

0- 1

AWAY

0- 5

1- 2

1- 0

1- 1

0- 0

0- 0

NEUTRAL

0- 1

1- 0

0- 0

5- 5

0- 1

0- 1

NON-CONFERENCE

0- 3

5- 0

3- 0

4- 2

0- 1

0- 1

HOME

0- 0

4- 0

3- 0

0- 2

0- 0

0- 0

AWAY

0- 2

0- 0

0- 0

1- 1

0- 0

0- 0

NEUTRAL

0- 1

1- 0

0- 0

2- 14

0- 2

0- 3

CONFERENCE

0- 4

2- 5

1- 1

1- 7

0- 1

0- 2

HOME

0- 1

1- 3

0- 1

1- 7

0- 1

0- 1

AWAY

0- 3

1- 2

1- 0

0- 0

0- 0

0- 0

NEUTRAL

0- 0

0- 0

0- 0

RPI 1-25

RPI 26-50

RPI 51-100

RPI 101+

Team's RPI: 215

RPI	S	Opponent	Score
14	A	Buffalo	71 85
14	H	Buffalo	66 89
20	H	Maryland	54 75

RPI	S	Opponent	Score
27	H	Central Mich.	86 95
36	A	Ball St.	65 97
36	H	Ball St.	61 74
50	H	FGCU	63 82

RPI	S	Opponent	Score
56	N	Harvard	63 76
63	A	Tolledo	54 60
73	A	Duquesne	60 66
82	A	Ohio	67 70
84	A	Miami (OH)	67 75
84	H	Miami (OH)	50 77
93	A	Bucknell	52 63

RPI	S	Opponent	Score
116	A	Western Mich.	60 76
116	H	Western Mich.	51 59
121	H	Northern Ill.	61 84
154	H	Youngstown St.	75 58
163	A	Kent St.	55 60
163	H	Kent St.	75 60
165	N	SIUE	59 58
209	H	Bowling Green	64 66
210	A	Eastern Mich.	77 65
287	H	Southeastern La.	66 54
315	H	Eastern Ky.	62 45
343	H	Winthrop	69 43

LAST 12 Division I GAMES:

163	A	Kent St.	55 60	36	A	Ball St.	65 97
84	H	Miami (OH)	50 77	163	H	Kent St.	75 60
14	A	Buffalo	71 85	116	H	Western Mich.	51 59
210	A	Eastern Mich.	77 65	27	H	Central Mich.	86 95
121	H	Northern Ill.	61 84	84	A	Miami (OH)	67 75
116	A	Western Mich.	60 76	209	H	Bowling Green	64 66

Non-Div I Games: Ohio Christian 93 33

Akron

Loss,
Non-Conf,
S Site,
H Home
A Away
N Neutral

Average RPI Win:	320	WON-LOST	WINNING	LAST 10	STRENGTH OF	OPP. STRENGTH	TEAM	ADJ.	CONF.	ADJ CONF.
Average RPI Loss:	222	RECORD	PCT. RANK	GAMES	SCHEDULE	OF SCHEDULE	RPI	RPI	RPI	RPI
DIV. I ONLY	10- 16	235	2- 8	348	345	319	319	32	32	
DIV. I NON-CONF.	5- 6	187	0- 0	304	339	238	238	32	32	

TOTALS	RPI 1-25	RPI 26-50	W-L RECORDS	RPI 51-100	RPI 101-999	RPI 201+				
10- 16	0- 0	0- 0	OVERALL	0- 2	10- 14	10- 10				
5- 5	0- 0	0- 0	HOME	0- 0	5- 5	5- 4				
5- 10	0- 0	0- 0	AWAY	0- 0	5- 6	5- 5				
0- 1	0- 0	0- 0	NEUTRAL	0- 0	0- 1	0- 0				
5- 6	0- 0	0- 0	NON-CONFERENCE	0- 2	5- 4	5- 2				
2- 1	0- 0	0- 0	HOME	0- 0	2- 1	2- 1				
3- 4	0- 0	0- 0	AWAY	0- 2	3- 2	3- 1				
0- 1	0- 0	0- 0	NEUTRAL	0- 0	0- 1	0- 0				
5- 10	0- 0	0- 0	CONFERENCE	0- 0	5- 10	5- 8				
3- 4	0- 0	0- 0	HOME	0- 0	3- 4	3- 3				
2- 6	0- 0	0- 0	AWAY	0- 0	2- 6	2- 5				
0- 0	0- 0	0- 0	NEUTRAL	0- 0	0- 0	0- 0				

RPI 1-25				RPI 26-50				RPI 51-100				RPI 101+ Team's RPI: 319					
RPI	S	Opponent	Score	RPI	S	Opponent	Score	RPI	S	Opponent	Score	RPI	S	Opponent	Score		
								83	A	UAB	58	85	144	N	Hartford	47	56
								86	A	Al abama	32	90	173	A	Southern U.	62	77
												173	H	Southern U.	46	58	
												183	A	Jacksonville St.	33	49	
												225	A	Grambl ing	49	78	
												241	A	Texas Southern	43	60	
												241	H	Texas Southern	49	55	
												243	H	Austin Peay	52	55	
												252	H	Prai rie Vi ew	48	55	
												261	A	Lipscomb	50	66	
												287	A	Southeastern La.	76	74	
												296	H	Murray St.	71	54	
												297	A	Al corn	52	57	
												297	H	Al corn	74	63	
												303	A	Jackson St.	43	59	
												308	A	FIU	58	51	
												311	A	Al abama St.	78	69	
												311	H	Al abama St.	44	55	
												330	A	Tennessee St.	77	75	
												337	A	Ark. -Pi ne Bl uff	48	57	
												337	H	Ark. -Pi ne Bl uff	52	49	
												340	A	Mi ssi ssi ppi Val .	57	49	
												340	H	Mi ssi ssi ppi Val .	65	48	
												349	H	Evansvi lle	70	56	
LAST 12 Di vi si on I GAMES:																	
241	A	Texas Southern	43	60	252	H	Prai rie Vi ew	48	55								
173	H	Southern U.	46	58	241	H	Texas Southern	49	55								
297	H	Al corn	74	63	173	A	Southern U.	62	77								
311	H	Al abama St.	44	55	297	A	Al corn	52	57								
340	A	Mi ssi ssi ppi Val .	57	49	311	A	Al abama St.	78	69								
337	A	Ark. -Pi ne Bl uff	48	57	340	H	Mi ssi ssi ppi Val .	65	48								

Non-Div I Games:

Alabama A&M

Average RPI Win:	300	WON-LOST	WINNING	LAST 10	STRENGTH OF	OPP. STRENGTH	TEAM	ADJ.	CONF.	ADJ CONF.
Average RPI Loss:	191	RECORD	PCT. RANK	GAMES	SCHEDULE	OF SCHEDULE	RPI	RPI	RPI	RPI
DIV. I ONLY	7- 18	283	4- 6	280	334	311	311	32	32	
DIV. I NON-CONF.	1- 9	318	0- 0	37	154	262	262	32	32	

TOTALS	RPI 1-25	RPI 26-50	W-L RECORDS	RPI 51-100	RPI 101-999	RPI 201+				
7- 18	0- 2	0- 1	OVERALL	0- 1	7- 14	6- 9				
5- 5	0- 0	0- 0	HOME	0- 0	5- 5	4- 3				
2- 12	0- 2	0- 1	AWAY	0- 1	2- 8	2- 6				
0- 1	0- 0	0- 0	NEUTRAL	0- 0	0- 1	0- 0				
1- 9	0- 2	0- 1	NON-CONFERENCE	0- 1	1- 5	1- 1				
1- 2	0- 0	0- 0	HOME	0- 0	1- 2	1- 0				
0- 6	0- 2	0- 1	AWAY	0- 1	0- 2	0- 1				
0- 1	0- 0	0- 0	NEUTRAL	0- 0	0- 1	0- 0				
6- 9	0- 0	0- 0	CONFERENCE	0- 0	6- 9	5- 8				
4- 3	0- 0	0- 0	HOME	0- 0	4- 3	3- 3				
2- 6	0- 0	0- 0	AWAY	0- 0	2- 6	2- 5				
0- 0	0- 0	0- 0	NEUTRAL	0- 0	0- 0	0- 0				

RPI 1-25				RPI 26-50				RPI 51-100				RPI 101+ Team's RPI: 311			
RPI	S	Opponent	Score	RPI	S	Opponent	Score	RPI	S	Opponent	Score	RPI	S	Opponent	Score
9	A	Tennessee	51 104	48	A	Miami (FL)	31 79	83	A	UAB	44 61	123	N	SFA	50 77
15	A	South Carolina	31 99									167	H	South Ala.	47 59
												169	H	Troy	63 93
												171	A	Samford	39 58
												173	A	Southern U.	58 66
												173	H	Southern U.	58 56
												208	A	Southern Miss.	35 72
												225	A	Grambling	71 93
												241	H	Texas Southern	39 71
												252	A	Prairie View	63 69
												252	H	Prairie View	70 68
												297	A	Alcorn	41 73
												297	H	Alcorn	57 65
												303	A	Jackson St.	61 70
												319	A	Alabama A&M	55 44
												319	H	Alabama A&M	69 78
												337	A	Ark.-Pine Bluff	53 55
												337	H	Ark.-Pine Bluff	63 54
												339	H	Savannah St.	81 61
												340	A	Mississippi Val.	70 62
												340	H	Mississippi Val.	76 41

LAST 12 Division I GAMES:															
252	A	Prairie View	63 69	241	H	Texas Southern	39 71								
297	H	Alcorn	57 65	252	H	Prairie View	70 68								
173	H	Southern U.	58 56	297	A	Alcorn	41 73								
319	A	Alabama A&M	55 44	173	A	Southern U.	58 66								
337	A	Ark.-Pine Bluff	53 55	319	H	Alabama A&M	69 78								
340	A	Mississippi Val.	70 62	337	H	Ark.-Pine Bluff	63 54								

Non-Div I Games: Mobile 61 50

Alabama St.

Loss,
Non-Conf,
S Site,
H Home
A Away
N Neutral

Average RPI Win:	218	WON-LOST	WINNING	LAST 10	STRENGTH OF	OPP. STRENGTH	TEAM	ADJ.	CONF.	ADJ CONF.
Average RPI Loss:	131	RECORD	PCT. RANK	GAMES	SCHEDULE	OF SCHEDULE	RPI	RPI	RPI	RPI
DIV. I ONLY	23- 6	28	7- 3	234	222	79	79	20	20	
DIV. I NON-CONF.	11- 2	22	0- 0	224	158	63	63	24	24	

TOTALS	RPI 1-25	RPI 26-50	W-L RECORDS	RPI 51-100	RPI 101-999	RPI 201+				
23- 6	0- 1	0- 0	OVERALL	2- 2	21- 3	11- 1				
12- 1	0- 0	0- 0	HOME	2- 1	10- 0	5- 0				
9- 5	0- 1	0- 0	AWAY	0- 1	9- 3	6- 1				
2- 0	0- 0	0- 0	NEUTRAL	0- 0	2- 0	0- 0				
11- 2	0- 1	0- 0	NON-CONFERENCE	1- 1	10- 0	6- 0				
4- 1	0- 0	0- 0	HOME	1- 1	3- 0	2- 0				
5- 1	0- 1	0- 0	AWAY	0- 0	5- 0	4- 0				
2- 0	0- 0	0- 0	NEUTRAL	0- 0	2- 0	0- 0				
12- 4	0- 0	0- 0	CONFERENCE	1- 1	11- 3	5- 1				
8- 0	0- 0	0- 0	HOME	1- 0	7- 0	3- 0				
4- 4	0- 0	0- 0	AWAY	0- 1	4- 3	2- 1				
0- 0	0- 0	0- 0	NEUTRAL	0- 0	0- 0	0- 0				

RPI	S	Opponent	Score	RPI	S	Opponent	Score	RPI	S	Opponent	Score	RPI	S	Opponent	Score
20	A	Maryland	58 91					70	H	St. John's (NY)	66 71	106	H	Dartmouth	76 61
								72	H	Fordham	59 52	121	N	Northern Ill.	97 91
								78	A	Maine	69 74	144	A	Hartford	55 70
								78	H	Maine	68 54	144	H	Hartford	66 53
												151	A	Binghamton	57 53
												151	H	Binghamton	63 46
												159	N	Southern Ill.	68 57
												180	A	Stony Brook	72 68
												180	H	Stony Brook	64 58
												186	A	New Hampshire	68 74
												186	H	New Hampshire	66 53
												196	A	Siena	78 63
												244	A	Holy Cross	65 56
												251	H	St. Bonaventure	69 52
												257	A	Manhattan	62 56
												290	A	Vermont	57 62
												290	H	Vermont	67 55
												291	A	Monmouth	68 44
												295	A	Central Conn. St.	72 60
												321	A	UMBC	78 75
												321	H	UMBC	79 45
												331	H	Wagner	89 44
												347	A	UMass Lowell	61 52
												347	H	UMass Lowell	93 60
LAST 12 Division I GAMES:															
78	A	Maine	69 74	186	A	New Hampshire	68 74								
151	A	Binghamton	57 53	180	H	Stony Brook	64 58								
321	H	UMBC	79 45	290	H	Vermont	67 55								
144	H	Hartford	66 53	321	A	UMBC	78 75								
290	A	Vermont	57 62	347	A	UMass Lowell	61 52								
347	H	UMass Lowell	93 60	151	H	Binghamton	63 46								

Non-Div I Games:

Albany (NY)

Loss,
Non-Conf,
S Site,
H Home
A Away
N Neutral

Average RPI Win: 312

Average RPI Loss: 211

WON-LOST
RECORDWINNING
PCT. RANKLAST 10
GAMESSTRENGTH OF
SCHEDULEOPP. STRENGTH
OF SCHEDULETEAM
RPIADJ.
RPICONF.
RPIADJ CONF.
RPIDIV. I ONLY
DIV. I NON-CONF.8- 16
1- 7261
3104- 6
0- 0325
119349
311297
264297
26432
3232
32

TOTALS

RPI 1-25

RPI 26-50

W-L RECORDS

RPI 51-100

RPI 101-999

RPI 201+

8- 16

0- 0

0- 0

OVERALL

0- 0

8- 16

8- 8

3- 4

0- 0

0- 0

HOME

0- 0

3- 4

3- 3

5- 10

0- 0

0- 0

AWAY

0- 0

5- 4

5- 2

0- 2

0- 0

0- 0

NEUTRAL

0- 0

0- 2

0- 0

1- 7

0- 0

0- 0

NON-CONFERENCE

0- 0

1- 7

1- 1

0- 0

0- 0

0- 0

HOME

0- 0

0- 0

0- 0

1- 5

0- 0

0- 0

AWAY

0- 0

1- 5

1- 1

0- 2

0- 0

0- 0

NEUTRAL

0- 0

0- 2

0- 0

7- 9

0- 0

0- 0

CONFERENCE

0- 0

7- 9

7- 7

3- 4

0- 0

0- 0

HOME

0- 0

3- 4

3- 3

4- 5

0- 0

0- 0

AWAY

0- 0

4- 5

4- 4

0- 0

0- 0

0- 0

NEUTRAL

0- 0

0- 0

0- 0

RPI 1-25

RPI 26-50

RPI 51-100

RPI 101+

Team's RPI: 297

RPI S Opponent Score

RPI S Opponent Score

RPI S Opponent Score

RPI S Opponent Score

114	A	Central Ark.	52	75
123	N	SFA	79	83
139	A	Wi chi ta St.	46	87
140	A	Loui si ana Tech	50	87
162	A	Loui si ana	47	67
173	A	Southern U.	56	64
173	H	Southern U.	55	75
181	N	Oral Roberts	52	76
208	A	Southern Miss.	67	72
225	A	Grambl ing	51	68
225	H	Grambl ing	68	75
241	A	Texas Southern	57	91
252	A	Prai rie View	73	72
287	A	Southeastern La.	84	77
303	A	Jackson St.	69	94
303	H	Jackson St.	51	74
311	A	Al abama St.	65	57
311	H	Al abama St.	73	41
319	A	Al abama A&M	63	74
319	H	Al abama A&M	57	52
337	A	Ark. -Pi ne Bl uff	80	77
337	H	Ark. -Pi ne Bl uff	76	58
340	A	Mi ssi ssi ppi Val .	76	70
340	H	Mi ssi ssi ppi Val .	61	62

LAST 12 Di vi si on I GAMES:

173	H	Southern U.	55	75	303	A	Jackson St.	69	94
311	A	Al abama St.	65	57	173	A	Southern U.	56	64
319	A	Al abama A&M	63	74	311	H	Al abama St.	73	41
337	H	Ark. -Pi ne Bl uff	76	58	319	H	Al abama A&M	57	52
340	H	Mi ssi ssi ppi Val .	61	62	337	A	Ark. -Pi ne Bl uff	80	77
225	A	Grambl ing	51	68	340	A	Mi ssi ssi ppi Val .	76	70

Non-Di v I Games:

Tougal oo

76 64

Blue Mountain (MS) 76

35

LeMoyne-Owen

81 54

Al corn

Loss, Non-Conf, S Site, H Home A Away N Neutral

Average RPI Win:	206	WON-LOST	WINNING	LAST 10	STRENGTH OF	OPP. STRENGTH	TEAM	ADJ.	CONF.	ADJ CONF.
Average RPI Loss:	86	RECORD	PCT. RANK	GAMES	SCHEDULE	OF SCHEDULE	RPI	RPI	RPI	RPI
DIV. I ONLY	23- 5	21	9- 1	214	142	60	60	15	15	
DIV. I NON-CONF.	7- 4	102	0- 0	226	90	105	105	18	18	

TOTALS	RPI 1-25	RPI 26-50	W-L RECORDS	RPI 51-100	RPI 101-999	RPI 201+				
23- 5	0- 0	0- 1	OVERALL	3- 2	20- 2	13- 0				
13- 0	0- 0	0- 0	HOME	3- 0	10- 0	6- 0				
10- 4	0- 0	0- 0	AWAY	0- 2	10- 2	7- 0				
0- 1	0- 0	0- 1	NEUTRAL	0- 0	0- 0	0- 0				
7- 4	0- 0	0- 1	NON-CONFERENCE	1- 1	6- 2	3- 0				
4- 0	0- 0	0- 0	HOME	1- 0	3- 0	1- 0				
3- 3	0- 0	0- 0	AWAY	0- 1	3- 2	2- 0				
0- 1	0- 0	0- 1	NEUTRAL	0- 0	0- 0	0- 0				
16- 1	0- 0	0- 0	CONFERENCE	2- 1	14- 0	10- 0				
9- 0	0- 0	0- 0	HOME	2- 0	7- 0	5- 0				
7- 1	0- 0	0- 0	AWAY	0- 1	7- 0	5- 0				
0- 0	0- 0	0- 0	NEUTRAL	0- 0	0- 0	0- 0				

American

American

RPI S Opponent	Score	RPI S Opponent	Score	RPI S Opponent	Score	RPI S Opponent	Score
RPI 1-25		RPI 26-50		RPI 51-100	Team's RPI: 60	RPI 101+	
26 N Villanova	60 65	87 H Penn St.	75 66	104 A George Mason	53 71		
		88 H Navy	46 41	112 A Delaware	56 72		
		93 A Bucknell I	52 57	154 H Youngstown St.	78 72		
		93 H Bucknell I	68 58	160 A Army West Point	64 46		
		95 A George Washington	44 61	160 H Army West Point	71 63		
				172 H Denver	66 53		
				184 A Lehigh	60 44		
				184 H Lehigh	82 64		
				201 A Tulsa	72 67		
				212 A Boston U.	61 54		
				212 H Boston U.	66 50		
				231 A Lafayette	74 67		
				231 H Lafayette	74 66		
				236 A Loyola Maryland	71 58		
				236 H Loyola Maryland	69 56		
				242 H La Salle	66 48		
				244 A Holy Cross	68 63		
				244 H Holy Cross	72 57		
				281 A Colgate	77 55		
				281 H Colgate	67 44		
				290 A Vermont	64 62		
				321 A UMBC	61 48		
LAST 12 Division I GAMES:							
93 A Bucknell I	52 57	160 H Army West Point	71 63				
244 H Holy Cross	72 57	281 H Colgate	67 44				
231 H Lafayette	74 66	244 A Holy Cross	68 63				
212 A Boston U.	61 54	231 A Lafayette	74 67				
184 A Lehigh	60 44	212 H Boston U.	66 50				
236 H Loyola Maryland	69 56	184 H Lehigh	82 64				

Non-Div I Games:

American

Average RPI Win:	275	WON-LOST	WINNING	LAST 10	STRENGTH OF	OPP. STRENGTH	TEAM	ADJ.	CONF.	ADJ CONF.
Average RPI Loss:	151	RECORD	PCT. RANK	GAMES	SCHEDULE	OF SCHEDULE	RPI	RPI	RPI	RPI
DIV. I ONLY	7- 21	296	2- 8	150	262	273	273	22	22	
DIV. I NON-CONF.	2- 9	295	0- 0	162	198	261	261	23	23	

TOTALS	RPI 1-25	RPI 26-50	W-L RECORDS	RPI 51-100	RPI 101-999	RPI 201+				
7- 21	0- 0	0- 0	OVERALL	0- 2	7- 19	6- 4				
4- 8	0- 0	0- 0	HOME	0- 2	4- 6	3- 0				
3- 13	0- 0	0- 0	AWAY	0- 0	3- 6	3- 2				
0- 0	0- 0	0- 0	NEUTRAL	0- 0	0- 0	0- 0				
2- 9	0- 0	0- 0	NON-CONFERENCE	0- 2	2- 7	2- 2				
0- 4	0- 0	0- 0	HOME	0- 2	0- 2	0- 0				
2- 5	0- 0	0- 0	AWAY	0- 0	2- 5	2- 2				
0- 0	0- 0	0- 0	NEUTRAL	0- 0	0- 0	0- 0				
5- 12	0- 0	0- 0	CONFERENCE	0- 0	5- 12	4- 2				
4- 4	0- 0	0- 0	HOME	0- 0	4- 4	3- 0				
1- 8	0- 0	0- 0	AWAY	0- 0	1- 8	1- 2				
0- 0	0- 0	0- 0	NEUTRAL	0- 0	0- 0	0- 0				

RPI 1-25				RPI 26-50				RPI 51-100				RPI 101+				Team's RPI: 273	
RPI	S	Opponent	Score	RPI	S	Opponent	Score	RPI	S	Opponent	Score	RPI	S	Opponent	Score		
								64	H	Georgia Tech	41	75	103	A	Little Rock	35	61
								83	H	UAB	59	70	103	H	Little Rock	40	52
													108	A	Wake Forest	49	78
													110	A	North Carolina	43	56
													113	H	ETSU	57	70
													142	A	Texas St.	50	92
													142	H	Texas St.	54	69
													149	A	Radford	40	61
													162	A	Louisiana	45	61
													167	A	South Ala.	52	54
													167	H	South Ala.	57	56
													168	A	UT Arlington	48	49
													168	H	UT Arlington	60	64
													169	A	Troy	74	81
													169	H	Troy	64	93
													176	H	Davidson	57	59
													203	A	N. C. A&T	56	81
													213	A	Arkansas St.	52	69
													213	H	Arkansas St.	68	66
													226	A	UNC Asheville	60	69
													235	A	Coastal Caro.	68	73
													274	A	Col. of Charleston	76	70
													301	A	Marshall	56	54
													309	H	Georgia St.	77	62
													326	H	Ga. Southern	87	56
													336	A	La. -Monroe	71	67
LAST 12 Division I GAMES:																	
				103	A	Little Rock	35	61	168	A	UT Arlington	48	49				
				213	A	Arkansas St.	52	69	213	H	Arkansas St.	68	66				
				169	H	Troy	64	93	103	H	Little Rock	40	52				
				167	H	South Ala.	57	56	167	A	South Ala.	52	54				
				235	A	Coastal Caro.	68	73	169	A	Troy	74	81				
				142	A	Texas St.	50	92	326	H	Ga. Southern	87	56				

Non-Div I Games:

Appalachian St.

Average RPI Loss: 102

DIV. I ONLY	6- 23	316	1- 9	127	78	276	276	5	5
DIV. I NON-CONF.	4- 7	226	0- 0	342	299	335	335	3	3
TOTALS	RPI 1-25	RPI 26-50	W-L RECORDS	RPI 51-100	RPI 101-999	RPI 201+			
6- 23	0- 5	0- 5	OVERALL	0- 5	6- 8	4- 5			
5- 10	0- 2	0- 2	HOME	0- 2	5- 4	3- 3			
1- 12	0- 3	0- 3	AWAY	0- 2	1- 4	1- 2			
0- 1	0- 0	0- 0	NEUTRAL	0- 1	0- 0	0- 0			
4- 7	0- 0	0- 0	NON-CONFERENCE	0- 1	4- 6	4- 5			
3- 3	0- 0	0- 0	HOME	0- 0	3- 3	3- 3			
1- 3	0- 0	0- 0	AWAY	0- 0	1- 3	1- 2			
0- 1	0- 0	0- 0	NEUTRAL	0- 1	0- 0	0- 0			
2- 16	0- 5	0- 5	CONFERENCE	0- 4	2- 2	0- 0			
2- 7	0- 2	0- 2	HOME	0- 2	2- 1	0- 0			
0- 9	0- 3	0- 3	AWAY	0- 2	0- 1	0- 0			
0- 0	0- 0	0- 0	NEUTRAL	0- 0	0- 0	0- 0			

RPI 1-25					
RPI	S	Opponent	Score		
8	A	Oregon	44	62	
8	H	Oregon	61	74	
10	A	UCLA	46	69	
13	A	Stanford	42	79	
13	H	Stanford	46	61	

RPI 26-50					
RPI	S	Opponent	Score		
35	A	Oregon St.	48	88	
35	H	Oregon St.	40	65	
40	A	Cal i forn i a	39	63	
40	H	Cal i forn i a	51	53	
45	A	Southern Cal i forn i a	52	78	

RPI 51-100					
RPI	S	Opponent	Score		
57	A	Ari zona St.	50	75	
57	H	Ari zona St.	45	69	
74	N	TCU	59	68	
100	A	Utah	55	89	
100	H	Utah	56	80	

RPI 101+					
RPI	S	Opponent	Score		
105	H	Washington St.	60	78	
132	A	Loyola Marymount	70	84	
150	A	Col orado	60	79	
150	H	Col orado	72	63	
197	H	Washi ngton	72	70	
214	A	CSUN	63	66	
220	H	New Mexi co St.	83	44	
249	H	Hawai i	60	65	
268	H	San Diego St.	67	78	
300	H	Long Beach St.	72	80	
302	A	Northern Ari z.	66	84	
305	A	Utah St.	65	49	
329	H	Southern Utah	76	74	
338	H	Iona	71	58	

Team' s RPI : 276					
-------------------	--	--	--	--	--

LAST 12 Di vi si on I GAMES:					
8	H	Oregon	61	74	
35	H	Oregon St.	40	65	
57	H	Ari zona St.	45	69	
57	A	Ari zona St.	50	75	
45	A	Southern Cal i forn i a	52	78	
10	A	UCLA	46	69	
197	H	Washi ngton	72	70	
105	H	Washington St.	60	78	
13	A	Stanford	42	79	
40	A	Cal i forn i a	39	63	
100	H	Utah	56	80	
150	H	Col orado	72	63	

Non-Div I Games:

Ari zona

Average RPI Loss: 26

DIV. I ONLY	19- 11	102	5- 5	38	44	57	57	5	5
DIV. I NON-CONF.	9- 3	61	0- 0	99	37	55	55	3	3
TOTALS	RPI 1-25	RPI 26-50	W-L RECORDS	RPI 51-100	RPI 101-999	RPI 201+			
19- 11	2- 7	2- 3	OVERALL	1- 1	14- 0	7- 0			
13- 3	2- 1	1- 1	HOME	0- 1	10- 0	5- 0			
5- 6	0- 4	1- 2	AWAY	1- 0	3- 0	1- 0			
1- 2	0- 2	0- 0	NEUTRAL	0- 0	1- 0	1- 0			
9- 3	1- 3	0- 0	NON-CONFERENCE	0- 0	8- 0	5- 0			
7- 0	1- 0	0- 0	HOME	0- 0	6- 0	4- 0			
1- 1	0- 1	0- 0	AWAY	0- 0	1- 0	0- 0			
1- 2	0- 2	0- 0	NEUTRAL	0- 0	1- 0	1- 0			
10- 8	1- 4	2- 3	CONFERENCE	1- 1	6- 0	2- 0			
6- 3	1- 1	1- 1	HOME	0- 1	4- 0	1- 0			
4- 5	0- 3	1- 2	AWAY	1- 0	2- 0	1- 0			
0- 0	0- 0	0- 0	NEUTRAL	0- 0	0- 0	0- 0			

RPI 1-25					RPI 26-50					RPI 51-100					Team's RPI : 57					RPI 101+				
RPI	S	Opponent	Score		RPI	S	Opponent	Score		RPI	S	Opponent	Score		RPI	S	Opponent	Score		RPI	S	Opponent	Score	
3	N	Mississippi St.	57	65	35	A	Oregon St.	54	57	100	A	Utah	83	81	105	H	Washington St.	77	51					
7	A	Florida St.	66	77	35	H	Oregon St.	60	64	100	H	Utah	56	58	130	A	Fresno St.	81	49					
8	A	Oregon	64	74	40	A	California	57	42						137	H	Arkansas	89	43					
8	H	Oregon	44	57	40	H	California	80	71						148	H	Idaho	77	33					
10	A	UCLA	63	71	45	A	Southern California	62	77						150	A	Colorado	72	47					
13	A	Stanford	50	74											150	H	Colorado	73	59					
13	H	Stanford	73	66											197	H	Washington	61	41					
14	H	Buffalo	76	57											204	N	Columbia	72	48					
22	N	Green Bay	48	61											246	H	UC Riverside	73	48					
															267	H	UTSA	74	42					
															276	A	Arizona	69	45					
															276	H	Arizona	75	50					
															281	H	Colgate	65	54					
															289	H	Sacramento St.	106	58					
LAST 12 Division I GAMES:																								
					35	H	Oregon St.	60	64	105	H	Washington St.	77	51										
					8	H	Oregon	44	57	197	H	Washington	61	41										
					276	A	Arizona	69	45	40	A	California	57	42										
					276	H	Arizona	75	50	13	A	Stanford	50	74										
					10	A	UCLA	63	71	150	H	Colorado	73	59										
					45	A	Southern California	62	77	100	H	Utah	56	58										

Non-Div I Games:

Arizona St.

Average RPI Win:	303	WON-LOST	WINNING	LAST 10	STRENGTH OF	OPP. STRENGTH	TEAM	ADJ.	CONF.	ADJ CONF.
Average RPI Loss:	216	RECORD	PCT. RANK	GAMES	SCHEDULE	OF SCHEDULE	RPI	RPI	RPI	RPI
DIV. I ONLY	4- 20	327	3- 7	302	337	337	337	32	32	
DIV. I NON-CONF.	0- 8	337	0- 0	165	88	331	331	32	32	

TOTALS	RPI 1-25	RPI 26-50	W-L RECORDS	RPI 51-100	RPI 101-999	RPI 201+				
4- 20	0- 1	0- 1	OVERALL	0- 1	4- 17	4- 13				
3- 5	0- 0	0- 0	HOME	0- 0	3- 5	3- 4				
1- 13	0- 0	0- 0	AWAY	0- 0	1- 0	1- 0				
0- 2	0- 0	0- 0	NEUTRAL	0- 0	0- 2	0- 1				
0- 8	0- 1	0- 1	NON-CONFERENCE	0- 1	0- 5	0- 3				
0- 0	0- 0	0- 0	HOME	0- 0	0- 0	0- 0				
0- 6	0- 1	0- 1	AWAY	0- 1	0- 3	0- 2				
0- 2	0- 0	0- 0	NEUTRAL	0- 0	0- 2	0- 1				
4- 12	0- 0	0- 0	CONFERENCE	0- 0	4- 12	4- 10				
3- 5	0- 0	0- 0	HOME	0- 0	3- 5	3- 4				
1- 7	0- 0	0- 0	AWAY	0- 0	1- 7	1- 6				
0- 0	0- 0	0- 0	NEUTRAL	0- 0	0- 0	0- 0				

RPI 1-25				RPI 26-50				RPI 51-100				RPI 101+				Team's RPI: 337
RPI	S	Opponent	Score	RPI	S	Opponent	Score	RPI	S	Opponent	Score	RPI	S	Opponent	Score	
17	A	Iowa	45 85	31	A	Dayton	43 81	65	A	Nebraska	52 73	173	A	Southern U.	46 59	
												173	H	Southern U.	52 71	
												189	N	Oakland	37 69	
												201	A	Tulsa	37 87	
												225	A	Grambling	63 73	
												225	H	Grambling	57 66	
												233	A	Texas Tech	47 74	
												241	A	Texas Southern	52 58	
												241	H	Texas Southern	61 59	
												243	A	Austin Peay	61 97	
												252	A	Prairie View	52 64	
												252	H	Prairie View	72 89	
												266	N	Towson	44 70	
												297	A	Alcorn	58 76	
												297	H	Alcorn	77 80	
												303	H	Jackson St.	54 60	
												311	A	Alabama St.	54 63	
												311	H	Alabama St.	55 53	
												319	A	Alabama A&M	49 52	
												319	H	Alabama A&M	57 48	
												340	A	Mississippi Val.	64 59	
LAST 12 Division I GAMES:																
225	A	Grambling	63 73	319	H	Alabama A&M	57 48									
241	H	Texas Southern	61 59	303	H	Jackson St.	54 60									
252	H	Prairie View	72 89	225	H	Grambling	57 66									
297	A	Alcorn	58 76	241	A	Texas Southern	52 58									
173	A	Southern U.	46 59	252	A	Prairie View	52 64									
311	H	Alabama St.	55 53	297	H	Alcorn	77 80									

Non-Div I Games: Tougalo 71 51 Philander Smith 81 73

Ark. -Pine Bluff

Loss,
Non-Conf,
S Site,
H Home
A Away
N Neutral

ArkansasA
r
k
a
n
s
a
s

Arkansas

Average RPI Win:	252	WON-LOST	WINNING	LAST 10	STRENGTH OF	OPP. STRENGTH	TEAM	ADJ.	CONF.	ADJ CONF.
Average RPI Loss:	143	RECORD	PCT. RANK	GAMES	SCHEDULE	OF SCHEDULE	RPI	RPI	RPI	RPI
DIV. I ONLY	14- 13	165	5- 5	276	178	213	213	22	22	
DIV. I NON-CONF.	5- 6	187	0- 0	178	73	175	175	23	23	

TOTALS	RPI 1-25	RPI 26-50	W-L RECORDS	RPI 51-100	RPI 101-999	RPI 201+				
14- 13	0- 1	0- 0	OVERALL	0- 2	14- 10	9- 2				
9- 5	0- 0	0- 0	HOME	0- 1	9- 4	6- 1				
5- 8	0- 1	0- 0	AWAY	0- 1	5- 6	3- 1				
0- 0	0- 0	0- 0	NEUTRAL	0- 0	0- 0	0- 0				
5- 6	0- 1	0- 0	NON-CONFERENCE	0- 2	5- 3	2- 0				
4- 1	0- 0	0- 0	HOME	0- 1	4- 0	2- 0				
1- 5	0- 1	0- 0	AWAY	0- 1	1- 3	0- 0				
0- 0	0- 0	0- 0	NEUTRAL	0- 0	0- 0	0- 0				
9- 7	0- 0	0- 0	CONFERENCE	0- 0	9- 7	7- 2				
5- 4	0- 0	0- 0	HOME	0- 0	5- 4	4- 1				
4- 3	0- 0	0- 0	AWAY	0- 0	4- 3	3- 1				
0- 0	0- 0	0- 0	NEUTRAL	0- 0	0- 0	0- 0				

RPI 1-25				RPI 26-50				RPI 51-100				RPI 101+ Team's RPI: 213			
RPI	S	Opponent	Score	RPI	S	Opponent	Score	RPI	S	Opponent	Score	RPI	S	Opponent	Score
18	A	South Fla.	55 98					53	A	Indiana	51 93	103	A	Little Rock	43 53
								68	H	Belmont	52 83	103	H	Little Rock	58 64
												142	H	Texas St.	55 67
												156	A	Florida	70 69
												162	H	Louisiana	75 77
												164	A	Ole Miss	48 74
												166	A	Pittsburgh	47 87
												167	A	South Ala.	75 60
												168	H	UT Arlington	85 80
												169	A	Troy	78 95
												178	H	UT Martin	84 73
												195	H	UTEP	76 73
												201	A	Tulsa	58 68
												225	H	Grambling	76 56
												235	A	Coastal Caro.	70 63
												235	H	Coastal Caro.	65 73
												273	A	Appalachian St.	66 68
												273	H	Appalachian St.	69 52
												309	A	Georgia St.	75 58
												309	H	Georgia St.	76 63
												326	A	Ga. Southern	71 62
												326	H	Ga. Southern	69 48
												330	H	Tennessee St.	68 62
												336	H	La.-Monroe	76 62
LAST 12 Division I GAMES:															
235	H	Coastal Caro.	65 73	309	H	Georgia St.	76 63								
273	H	Appalachian St.	69 52	273	A	Appalachian St.	66 68								
103	H	Little Rock	58 64	235	A	Coastal Caro.	70 63								
167	A	South Ala.	75 60	103	A	Little Rock	43 53								
169	A	Troy	78 95	168	H	UT Arlington	85 80								
326	H	Ga. Southern	69 48	142	H	Texas St.	55 67								

Non-Div I Games:

Arkansas St.

■ Loss,
■ Non-Conf,
■ S Site,
■ Home
■ A Away
N Neutral

Average RPI Win:	230	WON-LOST	WINNING	LAST 10	STRENGTH OF	OPP. STRENGTH	TEAM	ADJ.	CONF.	ADJ CONF.
Average RPI Loss:	143	RECORD	PCT. RANK	GAMES	SCHEDULE	OF SCHEDULE	RPI	RPI	RPI	RPI
DIV. I ONLY	15- 12	142	7- 3	195	209	160	160	15	15	
DIV. I NON-CONF.	6- 4	122	0- 0	219	289	145	145	18	18	

TOTALS	RPI 1-25	RPI 26-50	W-L RECORDS	RPI 51-100	RPI 101-999	RPI 201+				
15- 12	0- 1	0- 0	OVERALL	0- 5	15- 6	11- 4				
8- 5	0- 0	0- 0	HOME	0- 2	8- 3	5- 2				
7- 7	0- 1	0- 0	AWAY	0- 3	7- 3	6- 2				
0- 0	0- 0	0- 0	NEUTRAL	0- 0	0- 0	0- 0				
6- 4	0- 1	0- 0	NON-CONFERENCE	0- 0	6- 3	3- 2				
4- 1	0- 0	0- 0	HOME	0- 0	4- 1	2- 0				
2- 3	0- 1	0- 0	AWAY	0- 0	2- 2	1- 2				
0- 0	0- 0	0- 0	NEUTRAL	0- 0	0- 0	0- 0				
9- 8	0- 0	0- 0	CONFERENCE	0- 5	9- 3	8- 2				
4- 4	0- 0	0- 0	HOME	0- 2	4- 2	3- 2				
5- 4	0- 0	0- 0	AWAY	0- 3	5- 1	5- 0				
0- 0	0- 0	0- 0	NEUTRAL	0- 0	0- 0	0- 0				

RPI 1-25				RPI 26-50				RPI 51-100				RPI 101+				Team's RPI: 160
RPI	S	Opponent	Score	RPI	S	Opponent	Score	RPI	S	Opponent	Score	RPI	S	Opponent	Score	
24	A	Marquette	53 83					60	A	American	63 71	106	H	Dartmouth	71 56	
								60	H	American	46 64	112	H	Delaware	59 70	
								88	A	Navy	44 70	127	A	Yale	82 65	
								88	H	Navy	46 55	151	H	Binghamton	73 61	
								93	A	Bucknell	36 60	184	A	Lehigh	55 59	
												184	H	Lehigh	55 50	
												212	A	Boston U.	48 47	
												212	H	Boston U.	59 60	
												231	A	Lafayette	65 60	
												231	H	Lafayette	48 39	
												236	A	Loyola Maryland	69 62	
												236	H	Loyola Maryland	62 47	
												244	A	Holy Cross	66 57	
												244	H	Holy Cross	62 70	
												270	A	St. Francis Brooklyn	52 73	
												272	H	LIU Brooklyn	71 37	
												278	A	Fairleigh Dickinson	56 58	
												281	A	Colgate	62 54	
												281	H	Colgate	69 49	
												310	A	Air Force	65 59	
												342	H	NJIT	79 49	

LAST 12 Division I GAMES:																
212	A	Boston U.	48 47	60	A	American	63 71									
281	H	Colgate	69 49	236	H	Loyola Maryland	62 47									
184	H	Lehigh	55 50	281	A	Colgate	62 54									
244	A	Holy Cross	66 57	184	A	Lehigh	55 59									
88	H	Navy	46 55	244	H	Holy Cross	62 70									
231	H	Lafayette	48 39	88	A	Navy	44 70									

Non-Div I Games: St. Joseph's (Brkln)107 46

Army West Point

Average RPI Win:	156	WON-LOST	WINNING	LAST 10	STRENGTH OF	OPP. STRENGTH	TEAM	ADJ.	CONF.	ADJ CONF.
Average RPI Loss:	56	RECORD	PCT. RANK	GAMES	SCHEDULE	OF SCHEDULE	RPI	RPI	RPI	RPI
DIV. I ONLY	13- 14	186	4- 6	43	35	98	98	2	2	
DIV. I NON-CONF.	8- 3	65	0- 0	186	143	84	84	2	2	

TOTALS	RPI 1-25	RPI 26-50	W-L RECORDS	RPI 51-100	RPI 101-999	RPI 201+				
13- 14	1- 7	0- 1	OVERALL	2- 4	10- 2	3- 0				
10- 3	1- 2	0- 0	HOME	1- 0	8- 1	3- 0				
2- 9	0- 5	0- 1	AWAY	1- 3	1- 0	0- 0				
1- 2	0- 0	0- 0	NEUTRAL	0- 1	1- 1	0- 0				
8- 3	0- 0	0- 0	NON-CONFERENCE	1- 2	7- 1	3- 0				
5- 0	0- 0	0- 0	HOME	0- 0	5- 0	3- 0				
2- 1	0- 0	0- 0	AWAY	1- 1	1- 0	0- 0				
1- 2	0- 0	0- 0	NEUTRAL	0- 1	1- 1	0- 0				
5- 11	1- 7	0- 1	CONFERENCE	1- 2	3- 1	0- 0				
5- 3	1- 2	0- 0	HOME	1- 0	3- 1	0- 0				
0- 8	0- 5	0- 1	AWAY	0- 2	0- 0	0- 0				
0- 0	0- 0	0- 0	NEUTRAL	0- 0	0- 0	0- 0				

RPI 1-25				RPI 26-50				RPI 51-100				Team's RPI : 98				RPI 101+			
RPI	S	Opponent	Score	RPI	S	Opponent	Score	RPI	S	Opponent	Score	RPI	S	Opponent	Score	RPI	S	Opponent	Score
3	A	Mississippi St.	61 82	28	A	Georgia	48 60	53	A	Indiana	65 53	111	N	Georgetown	60 40				
9	A	Tennessee	59 70					76	A	Virginia Tech	63 72	136	H	Vanderbilt	63 60				
15	A	South Carolina	63 71					86	A	Alabama	60 70	137	H	Arkansas	58 68				
16	A	Texas A&M	59 78					86	H	Alabama	69 60	140	H	Louisiana Tech	75 59				
16	H	Texas A&M	73 82					89	A	Kentucky	48 65	156	H	Florida	84 55				
19	H	Missouri	51 59					99	N	Chattanooga	41 50	162	A	Louisiana	70 60				
25	A	LSU	56 59									164	H	Ole Miss	60 55				
25	H	LSU	70 62									170	N	Northwestern	48 49				
LAST 12 Division I GAMES:																			
164	H	Ole Miss	60 55	16	A	Texas A&M	59 78	89	A	Kentucky	48 65	86	H	Alabama	69 60				
3	A	Mississippi St.	61 82	28	A	Georgia	48 60	25	A	LSU	56 59	203	H	N.C. A&T	63 53				
86	A	Alabama	60 70	136	H	Vanderbilt	63 60	137	H	Arkansas	58 68	287	H	Southeastern La.	80 46				
19	H	Missouri	51 59	25	H	LSU	70 62					336	H	La.-Monroe	67 41				

Non-Div I Games: Xavier (LA) 70 44

Auburn

Average RPI Win:	292	WON-LOST	WINNING	LAST 10	STRENGTH OF	OPP. STRENGTH	TEAM	ADJ.	CONF.	ADJ CONF.
Average RPI Loss:	170	RECORD	PCT. RANK	GAMES	SCHEDULE	OF SCHEDULE	RPI	RPI	RPI	RPI
DIV. I ONLY	14- 13	165	5- 5	333	292	243	243	25	25	
DIV. I NON-CONF.	5- 4	146	0- 0	327	301	219	219	27	27	

TOTALS	RPI 1-25	RPI 26-50	W-L RECORDS	RPI 51-100	RPI 101-999	RPI 201+				
14- 13	0- 0	0- 1	OVERALL	0- 1	14- 11	13- 3				
8- 4	0- 0	0- 0	HOME	0- 0	8- 4	7- 0				
6- 9	0- 0	0- 0	AWAY	0- 1	6- 1	6- 0				
0- 0	0- 0	0- 0	NEUTRAL	0- 0	0- 0	0- 0				
5- 4	0- 0	0- 1	NON-CONFERENCE	0- 0	5- 3	5- 1				
2- 1	0- 0	0- 0	HOME	0- 0	2- 1	2- 0				
3- 3	0- 0	0- 1	AWAY	0- 0	3- 2	3- 1				
0- 0	0- 0	0- 0	NEUTRAL	0- 0	0- 0	0- 0				
9- 9	0- 0	0- 0	CONFERENCE	0- 1	9- 8	8- 2				
6- 3	0- 0	0- 0	HOME	0- 0	6- 3	5- 0				
3- 6	0- 0	0- 0	AWAY	0- 1	3- 5	3- 2				
0- 0	0- 0	0- 0	NEUTRAL	0- 0	0- 0	0- 0				

RPI 1-25				RPI 26-50				RPI 51-100				RPI 101+ Team's RPI: 243			
RPI	S	Opponent	Score	RPI	S	Opponent	Score	RPI	S	Opponent	Score	RPI	S	Opponent	Score
				36	A	Ball St.	57 89	68	A	Bel mont	75 78	101	H	Western Ill.	68 81
												120	A	Butler	54 75
												165	A	SIUE	55 67
												165	H	SIUE	38 61
												178	A	UT Martin	66 100
												178	H	UT Martin	69 62
												183	A	Jacksonville St.	47 65
												183	H	Jacksonville St.	50 51
												187	H	Morehead St.	59 66
												219	A	Southeast Mo. St.	61 50
												219	H	Southeast Mo. St.	66 65
												221	A	Illinois	47 59
												254	A	Northern Ky.	53 52
												261	A	Lipscomb	71 63
												296	A	Murray St.	65 91
												296	H	Murray St.	75 69
												313	A	Tennessee Tech	59 63
												313	H	Tennessee Tech	53 52
												315	H	Eastern Ky.	59 45
												319	A	Alabama A&M	55 52
												330	A	Tennessee St.	75 59
												337	H	Ark. -Pine Bluff	97 61
												346	A	Eastern Ill.	75 66
												346	H	Eastern Ill.	69 59
												349	H	Evansville	82 73
LAST 12 Division I GAMES:															
296	H	Murray St.	75 69	219	A	Southeast Mo. St.	61 50	178	A	UT Martin	66 100				
165	A	SIUE	55 67	187	H	Morehead St.	59 66	315	H	Eastern Ky.	59 45				
183	H	Jacksonville St.	50 51	68	A	Bel mont	75 78	330	A	Tennessee St.	75 59				
313	H	Tennessee Tech	53 52												
346	A	Eastern Ill.	75 66												
296	A	Murray St.	65 91												

Non-Div I Games: Christian Bros. 73 50 Trevecca Nazarene 80 72

Austin Peay

■ Loss,
 ■ Non-Conf,
 ■ S Site,
 ■ Home
 ■ A Away
 N Neutral

Average RPI Win:	217	WON-LOST	WINNING	LAST 10	STRENGTH OF	OPP. STRENGTH	TEAM	ADJ.	CONF.	ADJ CONF.
Average RPI Loss:	122	RECORD	PCT. RANK	GAMES	SCHEDULE	OF SCHEDULE	RPI	RPI	RPI	RPI
DIV. I ONLY	16- 13	143	5- 5	163	125	143	143	14	14	
DIV. I NON-CONF.	5- 6	187	0- 0	191	127	206	206	11	11	

TOTALS	RPI 1-25	RPI 26-50	W-L RECORDS	RPI 51-100	RPI 101-999	RPI 201+				
16- 13	0- 0	0- 5	OVERALL	2- 1	14- 7	9- 1				
11- 4	0- 0	0- 2	HOME	2- 0	9- 2	6- 1				
5- 9	0- 0	0- 3	AWAY	0- 1	5- 5	3- 0				
0- 0	0- 0	0- 0	NEUTRAL	0- 0	0- 0	0- 0				
5- 6	0- 0	0- 3	NON-CONFERENCE	1- 0	4- 3	3- 1				
4- 2	0- 0	0- 1	HOME	1- 0	3- 1	3- 1				
1- 4	0- 0	0- 2	AWAY	0- 0	1- 2	0- 0				
0- 0	0- 0	0- 0	NEUTRAL	0- 0	0- 0	0- 0				
11- 7	0- 0	0- 2	CONFERENCE	1- 1	10- 4	6- 0				
7- 2	0- 0	0- 1	HOME	1- 0	6- 1	3- 0				
4- 5	0- 0	0- 1	AWAY	0- 1	4- 3	3- 0				
0- 0	0- 0	0- 0	NEUTRAL	0- 0	0- 0	0- 0				

B
Y
UB
Y
U

RPI	S	Opponent	Score	RPI	S	Opponent	Score	RPI	S	Opponent	Score	RPI	S	Opponent	Score	Team's RPI: 143
28	H	Georgi a	63 79	75	A	Saint Mary's (CA)	49 57	122	A	Colorado St.	54 56	131	A	San Francisco	73 76	
37	A	Northern Colo.	74 79	75	H	Saint Mary's (CA)	63 54	131	H	San Francisco	70 66	132	A	Loyola Marymount	67 55	
39	A	Gonzaga	37 62	100	H	Utah	77 68	132	H	Loyola Marymount	62 52	145	A	Eastern Wash.	73 69	
39	H	Gonzaga	70 84					188	A	San Diego	69 70	188	H	San Diego	60 66	
40	A	Cal i forni a	45 70					191	A	Paci fi c	76 83	191	H	Paci fi c	77 65	

LAST 12 Divi si on I GAMES:																
39	A	Gonzaga	37 62	39	H	Gonzaga	70 84	317	A	Portland	72 58	317	H	Portland	73 35	
317	H	Portland	73 35	132	H	Loyola Marymount	62 52	322	H	Utah Valley	75 54	329	H	Southern Utah	75 67	
188	H	San Di ego	60 66	191	A	Paci fi c	76 83									
245	H	Pepperdi ne	78 43	75	H	Saint Mary's (CA)	63 54									
131	A	San Franci sco	73 76	188	A	San Di ego	69 70									
282	A	Santa Clara	55 34	132	A	Loyol a Marymount	67 55									

Non-Di v I Games:

BYU

Loss,
Non-Conf,
S Site,
H Home
A Away
N Neutral














































Average RPI Win: 157

Average RPI Loss: 47

WON-LOST
RECORDWINNING
PCT. RANKLAST 10
GAMESSTRENGTH OF
SCHEDULEOPP. STRENGTH
OF SCHEDULETEAM
RPIADJ.
RPICONF.
RPIADJ CONF.
RPI

DIV. I ONLY	22- 4	13	9- 1	128	84	36	36	7	7
DIV. I NON-CONF.	10- 0	1	0- 0	170	97	18	18	8	8

TOTALS	RPI 1-25	RPI 26-50	W-L RECORDS	RPI 51-100	RPI 101-999	RPI 201+			
22- 4	0- 1	1- 1	OVERALL	4- 2	17- 0	9- 0			
13- 2	0- 1	1- 1	HOME	3- 0	9- 0	6- 0			
9- 2	0- 0	0- 0	AWAY	1- 2	8- 0	3- 0			
0- 0	0- 0	0- 0	NEUTRAL	0- 0	0- 0	0- 0			
10- 0	0- 0	1- 0	NON-CONFERENCE	2- 0	7- 0	4- 0			
6- 0	0- 0	1- 0	HOME	1- 0	4- 0	3- 0			
4- 0	0- 0	0- 0	AWAY	1- 0	3- 0	1- 0			
0- 0	0- 0	0- 0	NEUTRAL	0- 0	0- 0	0- 0			
12- 4	0- 1	0- 1	CONFERENCE	2- 2	10- 0	5- 0			
7- 2	0- 1	0- 1	HOME	2- 0	5- 0	3- 0			
5- 2	0- 0	0- 0	AWAY	0- 2	5- 0	2- 0			
0- 0	0- 0	0- 0	NEUTRAL	0- 0	0- 0	0- 0			

RPI 1-25	RPI 26-50	Team's RPI: 36	RPI 51-100	RPI 101+
RPI S Opponent Score	RPI S Opponent Score		RPI S Opponent Score	RPI S Opponent Score
14  Buffalo 80  84	27  Central Mich. 65  69		55  Purdue 66 60	109  Cleveland St. 76 64
	42  Western Ky. 93 81		63  Toledo 66  72	116  Western Mich. 81 71
			63  Toledo 78 73	116  Western Mich. 85 58
			82  Ohio 76  80	120  Butler 87 75
			84  Miami (OH) 86 61	121  Northern Ill. 72 50
			90  Missouri St. 70 58	121  Northern Ill. 81 72
				136  Vanderbilt 88 79
				163  Kent St. 79 58
				209  Bowling Green 84 73
				209  Bowling Green 82 41
				210  Eastern Mich. 91 85
				215  Akron 74 61
				215  Akron 97 65
				219  Southeast Mo. St. 69 56
				243  Austin Peay 89 57
				261  Lipscomb 84 46
				330  Tennessee St. 85 65
LAST 12 Division I GAMES:				
63  Toledo 78 73	215  Akron 97 65			
116  Western Mich. 85 58	121  Northern Ill. 81 72			
121  Northern Ill. 72 50	209  Bowling Green 82 41			
116  Western Mich. 81 71	163  Kent St. 79 58			
210  Eastern Mich. 91 85	63  Toledo 66  72			
82  Ohio 76  80	14  Buffalo 80  84			

Non-Div I Games: Oakland City 126 55

Ball St.

Average RPI Win: 113	WON-LOST RECORD	WINNING PCT. RANK	LAST 10 GAMES	STRENGTH OF SCHEDULE	OPP. STRENGTH OF SCHEDULE	TEAM RPI	ADJ. RPI	CONF. RPI	ADJ CONF. RPI
Average RPI Loss: 10									
DIV. I ONLY	27- 1	3	10- 0	37	17	4	4	4	4
DIV. I NON-CONF.	10- 1	15	0- 0	77	55	11	11	5	5

TOTALS	RPI 1-25	RPI 26-50	W-L RECORDS	RPI 51-100	RPI 101-999	RPI 201+			
27- 1	3- 1	2- 0	OVERALL	11- 0	11- 0	5- 0			
15- 0	2- 0	1- 0	HOME	5- 0	7- 0	3- 0			
10- 1	1- 1	1- 0	AWAY	4- 0	4- 0	2- 0			
2- 0	0- 0	0- 0	NEUTRAL	2- 0	0- 0	0- 0			
10- 1	1- 1	0- 0	NON-CONFERENCE	4- 0	5- 0	3- 0			
7- 0	1- 0	0- 0	HOME	2- 0	4- 0	2- 0			
1- 1	0- 1	0- 0	AWAY	0- 0	1- 0	1- 0			
2- 0	0- 0	0- 0	NEUTRAL	2- 0	0- 0	0- 0			
17- 0	2- 0	2- 0	CONFERENCE	7- 0	6- 0	2- 0			
8- 0	1- 0	1- 0	HOME	3- 0	3- 0	1- 0			
9- 0	1- 0	1- 0	AWAY	4- 0	3- 0	1- 0			
0- 0	0- 0	0- 0	NEUTRAL	0- 0	0- 0	0- 0			

RPI	S	Opponent	Score	RPI	S	Opponent	Score	RPI	S	Opponent	Score	RPI	S	Opponent	Score
10	A	UCLA	68 82	29	A	Okl ahoma	74 52	52	A	Okl ahoma St.	87 45	114	H	Central Ark.	86 55
11	A	Texas	93 87	29	H	Okl ahoma	74 65	52	H	Okl ahoma St.	77 64	115	A	Iowa St.	79 50
11	H	Texas	81 56					64	N	Georgi a Tech	80 57	115	H	Iowa St.	89 49
13	H	Stanford	81 57					71	A	West Vi rgi ni a	83 72	152	A	Kansas	83 48
								74	A	TCU	85 53	152	H	Kansas	88 51
								74	H	TCU	83 63	161	H	North Dakota	105 43
								89	H	Kentucky	90 63	229	A	Ni choll s St.	85 43
								90	N	Missouri St.	100 58	233	A	Texas Tech	90 44
								91	A	Kansas St.	88 58	233	H	Texas Tech	97 49
								91	H	Kansas St.	75 50	288	H	McNeese	95 34
								92	H	Lamar Uni versi ty	121 62	316	H	Coppin St.	100 54

LAST 12 Di vi si on I GAMES:															
74	A	TCU	85 53	233	A	Texas Tech	90 44								
11	A	Texas	93 87	52	H	Okl ahoma St.	77 64								
152	H	Kansas	88 51	71	A	West Vi rgi ni a	83 72								
52	A	Okl ahoma St.	87 45	11	H	Texas	81 56								
74	H	TCU	83 63	91	H	Kansas St.	75 50								
29	H	Okl ahoma	74 65	115	A	Iowa St.	79 50								

Non-Di v I Games:

Bayl or

B
e
l
m
o
n
t

Belmont				Through Games Of Feb. 25, 2018						
Average RPI Win:	232	WON-LOST	WINNING	LAST 10	STRENGTH OF	OPP. STRENGTH	TEAM	ADJ.	CONF.	ADJ CONF.
Average RPI Loss:	46	RECORD	PCT. RANK	GAMES	SCHEDULE	OF SCHEDULE	RPI	RPI	RPI	RPI
DIV. I ONLY	27- 3	7	10- 0	257	211	68	68	25	25	
DIV. I NON-CONF.	9- 3	61	0- 0	151	40	61	61	27	27	

TOTALS	RPI 1-25	RPI 26-50	W-L RECORDS	RPI 51-100	RPI 101-999	RPI 201+				
27- 3	0- 1	2- 1	OVERALL	0- 1	25- 0	15- 0				
12- 1	0- 0	0- 0	HOME	0- 1	12- 0	8- 0				
13- 1	0- 0	0- 0	AWAY	0- 0	13- 0	7- 0				
2- 1	0- 1	2- 0	NEUTRAL	0- 0	0- 0	0- 0				
9- 3	0- 1	2- 1	NON-CONFERENCE	0- 1	7- 0	4- 0				
3- 1	0- 0	0- 0	HOME	0- 1	3- 0	2- 0				
4- 1	0- 0	0- 1	AWAY	0- 0	4- 0	2- 0				
2- 1	0- 1	2- 0	NEUTRAL	0- 0	0- 0	0- 0				
18- 0	0- 0	0- 0	CONFERENCE	0- 0	18- 0	11- 0				
9- 0	0- 0	0- 0	HOME	0- 0	9- 0	6- 0				
9- 0	0- 0	0- 0	AWAY	0- 0	9- 0	5- 0				
0- 0	0- 0	0- 0	NEUTRAL	0- 0	0- 0	0- 0				

RPI 1-25				RPI 26-50				RPI 51-100				Team's RPI: 68		RPI 101+			
RPI	S	Opponent	Score	RPI	S	Opponent	Score	RPI	S	Opponent	Score		RPI	S	Opponent	Score	
13	N	Stanford	53 74	29	A	Oklahoma	73 96	96	H	Wright St.	81 91		136	A	Vanderbilt	111 74	
				39	N	Gonzaga	71 63						165	A	SIUE	72 55	
				50	N	FGCU	75 65						165	H	SIUE	86 64	
													171	H	Samford	83 46	
													178	A	UT Martin	65 63	
													183	A	Jacksonville St.	66 35	
													183	H	Jacksonville St.	71 55	
													187	A	Morehead St.	83 62	
													187	H	Morehead St.	80 56	
													201	A	Tulsa	90 65	
													213	A	Arkansas St.	83 52	
													219	A	Southeast Mo. St.	67 57	
													243	H	Austin Peay	78 75	
													250	H	Presbyterian	90 48	
													261	A	Lipscomb	91 59	
													296	H	Murray St.	70 65	
													313	A	Tennessee Tech	68 60	
													313	H	Tennessee Tech	78 59	
													315	A	Eastern Ky.	77 55	
													315	H	Eastern Ky.	95 62	
													325	H	Fort Wayne	74 42	
													330	A	Tennessee St.	87 70	
													330	H	Tennessee St.	84 42	
													346	A	Eastern Ill.	86 58	
													346	H	Eastern Ill.	59 37	
LAST 12 Division I GAMES:																	
				330	H	Tennessee St.	84 42					187	A	Morehead St.	83 62		
				183	A	Jacksonville St.	66 35					315	A	Eastern Ky.	77 55		
				187	H	Morehead St.	80 56					165	H	SIUE	86 64		
				315	H	Eastern Ky.	95 62					346	H	Eastern Ill.	59 37		
				313	A	Tennessee Tech	68 60					243	H	Austin Peay	78 75		
				330	A	Tennessee St.	87 70					296	H	Murray St.	70 65		

Non-Div I Games: Trevecca Nazarene 97 39

Belmont

Average RPI Win:	266	WON-LOST	WINNING	LAST 10	STRENGTH OF	OPP. STRENGTH	TEAM	ADJ.	CONF.	ADJ CONF.
Average RPI Loss:	170	RECORD	PCT. RANK	GAMES	SCHEDULE	OF SCHEDULE	RPI	RPI	RPI	RPI
DIV. I ONLY	20- 4	15	10- 0	317	339	119	119	31	31	
DIV. I NON-CONF.	6- 4	122	0- 0	182	334	155	155	30	30	

TOTALS	RPI 1-25	RPI 26-50	W-L RECORDS	RPI 51-100	RPI 101-999	RPI 201+				
20- 4	0- 0	0- 1	OVERALL	0- 1	20- 2	17- 2				
10- 2	0- 0	0- 0	HOME	0- 1	10- 1	9- 1				
8- 2	0- 0	0- 1	AWAY	0- 0	8- 1	8- 1				
2- 0	0- 0	0- 0	NEUTRAL	0- 0	2- 0	0- 0				
6- 4	0- 0	0- 1	NON-CONFERENCE	0- 1	6- 2	3- 2				
3- 2	0- 0	0- 0	HOME	0- 1	3- 1	2- 1				
1- 2	0- 0	0- 1	AWAY	0- 0	1- 1	1- 1				
2- 0	0- 0	0- 0	NEUTRAL	0- 0	2- 0	0- 0				
14- 0	0- 0	0- 0	CONFERENCE	0- 0	14- 0	14- 0				
7- 0	0- 0	0- 0	HOME	0- 0	7- 0	7- 0				
7- 0	0- 0	0- 0	AWAY	0- 0	7- 0	7- 0				
0- 0	0- 0	0- 0	NEUTRAL	0- 0	0- 0	0- 0				

RPI 1-25				RPI 26-50				RPI 51-100				RPI 101+ Team's RPI: 119			
RPI	S	Opponent	Score	RPI	S	Opponent	Score	RPI	S	Opponent	Score	RPI	S	Opponent	Score
				48	A	Miami (FL)	39 85	97	H	Jacksonville	58 68	142	N	Texas St.	62 56
												173	H	Southern U.	68 56
												200	N	Richmond	63 50
												202	A	Hampton	61 56
												206	A	Norfolk St.	58 51
												206	H	Norfolk St.	60 45
												247	A	North Florida	63 70
												252	H	Prairie View	77 52
												258	H	Grand Canyon	69 60
												263	A	Morgan St.	64 57
												264	A	Howard	59 55
												277	A	UMES	55 48
												277	H	UMES	73 61
												287	H	Southeastern La.	58 60
												308	A	FIU	77 59
												316	A	Coppin St.	75 63
												316	H	Coppin St.	64 38
												324	H	N.C. Central	57 47
												328	H	South Carolina St.	68 50
												332	A	Delaware St.	68 60
												339	H	Savannah St.	75 54
												341	H	Florida A&M	44 42
LAST 12 Division I GAMES:															
				339	H	Savannah St.	75 54	316	H	Coppin St.	64 38				
				263	A	Morgan St.	64 57	202	A	Hampton	61 56				
				316	A	Coppin St.	75 63	206	A	Norfolk St.	58 51				
				324	H	N.C. Central	57 47	332	A	Delaware St.	68 60				
				277	H	UMES	73 61	341	H	Florida A&M	44 42				
				206	H	Norfolk St.	60 45	277	A	UMES	55 48				

Non-Div I Games: Edward Waters 101 60 Palm Beach Atl. 61 48

Bethune-Cookman

Average RPI Win: 247	WON-LOST RECORD	WINNING PCT. RANK	LAST 10 GAMES	STRENGTH OF SCHEDULE	OPP. STRENGTH OF SCHEDULE	TEAM RPI	ADJ. RPI	CONF. RPI	ADJ CONF. RPI
Average RPI Loss: 133									
DIV. I ONLY	18- 10	94	7- 3	261	250	151	151	20	20
DIV. I NON-CONF.	8- 4	87	0- 0	301	254	152	152	24	24

TOTALS	RPI 1-25	RPI 26-50	W-L RECORDS	RPI 51-100	RPI 101-999	RPI 201+			
18- 10	0- 0	0- 0	OVERALL	2- 4	16- 6	12- 0			
7- 5	0- 0	0- 0	HOME	1- 2	6- 3	4- 0			
10- 4	0- 0	0- 0	AWAY	1- 2	9- 2	7- 0			
1- 1	0- 0	0- 0	NEUTRAL	0- 0	1- 1	1- 0			
8- 4	0- 0	0- 0	NON-CONFERENCE	1- 1	7- 3	6- 0			
3- 1	0- 0	0- 0	HOME	1- 0	2- 1	1- 0			
4- 2	0- 0	0- 0	AWAY	0- 1	4- 1	4- 0			
1- 1	0- 0	0- 0	NEUTRAL	0- 0	1- 1	1- 0			
10- 6	0- 0	0- 0	CONFERENCE	1- 3	9- 3	6- 0			
4- 4	0- 0	0- 0	HOME	0- 2	4- 2	3- 0			
6- 2	0- 0	0- 0	AWAY	1- 1	5- 1	3- 0			
0- 0	0- 0	0- 0	NEUTRAL	0- 0	0- 0	0- 0			

RPI S Opponent	Score	RPI S Opponent	Score	RPI S Opponent	Score	RPI S Opponent	Score	Team's RPI: 151
				69 H Penn	77 72	106 H Dartmouth	80 64	
				78 A Mai ne	66 62	127 H Yale	69 73	
				78 H Mai ne	38 61	144 A Hartford	45 61	
				79 A Al bany (NY)	46 63	144 H Hartford	64 59	
				79 H Al bany (NY)	53 57	160 A Army West Point	61 73	
				93 A Bucknel l	59 64	180 A Stony Brook	69 64	
						180 H Stony Brook	59 67	
						186 A New Hampshi re	54 52	
						186 H New Hampshi re	61 63	
						201 N Tul sa	55 60	
						262 A Ri der	76 54	
						271 A Cornel l	66 58	
						277 N UMES	68 51	
						285 A Bryant	55 47	
						290 A Vermont	62 48	
						290 H Vermont	52 38	
						321 A UMBC	68 53	
						321 H UMBC	81 51	
						329 A Southern Utah	72 66	
						342 H NJIT	67 36	
						347 A UMass Lowel l	76 46	
						347 H UMass Lowel l	52 38	
LAST 12 Division I GAMES:								
144 A Hartford	45 61	78 H Mai ne	38 61					
79 H Al bany (NY)	53 57	290 A Vermont	62 48					
347 H UMass Lowel l	52 38	186 A New Hampshi re	54 52					
290 H Vermont	52 38	321 H UMBC	81 51					
321 A UMBC	68 53	347 A UMass Lowel l	76 46					
180 A Stony Brook	69 64	180 H Stony Brook	59 67					

Non-Div I Games: SUNY Cortland 90 36

Binghamton

Average RPI Win: 206		WON-LOST RECORD	WINNING PCT. RANK	LAST 10 GAMES	STRENGTH OF SCHEDULE	OPP. STRENGTH OF SCHEDULE	TEAM RPI	ADJ. RPI	CONF. RPI	ADJ. CONF. RPI
Average RPI Loss: 148										
DIV. I ONLY		16- 9	98	8- 2	248	117	147	147	16	16
DIV. I NON-CONF.		4- 5	202	0- 0	288	123	258	258	15	15
TOTALS		RPI 1-25	RPI 26-50	W-L RECORDS		RPI 51-100	RPI 101-999	RPI 201+		
16- 9	0- 0		0- 0	OVERALL		2- 4	14- 5	8- 3		
8- 5	0- 0		0- 0	HOME		2- 2	6- 3	2- 2		
8- 2	0- 0		0- 0	AWAY		0- 2	8- 0	6- 0		
0- 2	0- 0		0- 0	NEUTRAL		0- 0	0- 2	0- 1		
4- 5	0- 0		0- 0	NON-CONFERENCE		0- 1	4- 4	1- 2		
2- 3	0- 0		0- 0	HOME		0- 1	2- 2	0- 1		
2- 0	0- 0		0- 0	AWAY		0- 0	2- 0	1- 0		
0- 2	0- 0		0- 0	NEUTRAL		0- 0	0- 2	0- 1		
12- 4	0- 0		0- 0	CONFERENCE		2- 3	10- 1	7- 1		
6- 2	0- 0		0- 0	HOME		2- 1	4- 1	2- 1		
6- 2	0- 0		0- 0	AWAY		0- 2	6- 0	5- 0		
0- 0	0- 0		0- 0	NEUTRAL		0- 0	0- 0	0- 0		

RPI 1-25				RPI 26-50				RPI 51-100				RPI 101+ Team's RPI: 147			
RPI	S	Opponent	Score	RPI	S	Opponent	Score	RPI	S	Opponent	Score	RPI	S	Opponent	Score
								62	H	Wyoming	51 66	105	H	Washington St.	53 61
								75	H	Saint Mary's (CA)	72 74	118	H	Saint Francis (PA)	87 59
								80	A	UNLV	54 77	122	A	Colorado St.	62 58
								80	H	UNLV	69 60	122	H	Colorado St.	55 49
								94	A	New Mexico	83 100	130	H	Fresno St.	75 66
								94	H	New Mexico	91 85	145	A	Eastern Wash.	61 57
												188	N	San Diego	52 72
												197	H	Washington	85 62
												205	H	CSU Bakersfield	59 65
												217	A	Nevada	63 55
												217	H	Nevada	68 72
												253	A	San Jose St.	112 80
												268	A	San Diego St.	86 70
												302	N	Northern Ariz.	60 62
												305	A	Utah St.	64 42
												305	H	Utah St.	68 60
												310	A	Air Force	58 47
												310	H	Air Force	49 46
												317	A	Portland	73 47
LAST 12 Division I GAMES:															
								122	H	Colorado St.	55 49	310	H	Air Force	49 46
								310	A	Air Force	58 47	253	A	San Jose St.	112 80
								217	A	Nevada	63 55	217	H	Nevada	68 72
								305	H	Utah St.	68 60	305	A	Utah St.	64 42
								94	H	New Mexico	91 85	268	A	San Diego St.	86 70
								80	A	UNLV	54 77	130	H	Fresno St.	75 66

Boi se St.

Average RPI Win:	161	WON-LOST	WINNING	LAST 10	STRENGTH OF	OPP. STRENGTH	TEAM	ADJ.	CONF.	ADJ CONF.
Average RPI Loss:	84	RECORD	PCT. RANK	GAMES	SCHEDULE	OF SCHEDULE	RPI	RPI	RPI	RPI
DIV. I ONLY	7- 22	302	1- 9	19	42	194	194	1	1	
DIV. I NON-CONF.	5- 8	220	0- 0	155	180	226	226	1	1	

TOTALS	RPI 1-25	RPI 26-50	W-L RECORDS	RPI 51-100	RPI 101-999	RPI 201+				
7- 22	0- 6	0- 5	OVERALL	2- 3	5- 8	2- 4				
6- 9	0- 2	0- 3	HOME	2- 1	4- 3	1- 1				
1- 13	0- 4	0- 2	AWAY	0- 2	1- 4	1- 2				
0- 0	0- 0	0- 0	NEUTRAL	0- 0	0- 0	0- 0				
5- 8	0- 0	0- 1	NON-CONFERENCE	2- 1	3- 6	2- 4				
4- 3	0- 0	0- 0	HOME	2- 1	2- 2	1- 1				
1- 5	0- 0	0- 1	AWAY	0- 0	1- 4	1- 3				
0- 0	0- 0	0- 0	NEUTRAL	0- 0	0- 0	0- 0				
2- 14	0- 6	0- 4	CONFERENCE	0- 2	2- 2	0- 0				
2- 6	0- 2	0- 3	HOME	0- 0	2- 1	0- 0				
0- 8	0- 4	0- 1	AWAY	0- 2	0- 1	0- 0				
0- 0	0- 0	0- 0	NEUTRAL	0- 0	0- 0	0- 0				

RPI 1-25				RPI 26-50				RPI 51-100				RPI 101+				Team's RPI: 194
RPI	S	Opponent	Score	RPI	S	Opponent	Score	RPI	S	Opponent	Score	RPI	S	Opponent	Score	
1	A	Notre Dame	60 89	30	A	Syracuse	63 69	64	A	Georgi a Tech	43 67	106	A	Dartmouth	57 68	
1	H	Notre Dame	55 89	30	H	Syracuse	57 75	66	H	Houston	79 74	108	H	Wake Forest	59 67	
5	H	Louisville	52 87	34	H	Vi rgi ni a	57 68	72	H	Fordham	55 52	110	H	North Carolina	77 64	
7	A	Florida St.	39 67	46	A	Minnesota	68 78	76	A	Vi rgi ni a Tech	58 89	124	H	Seton Hall	53 73	
12	A	Duke	50 75	48	H	Mi ami (FL)	43 65	78	H	Mai ne	40 61	157	A	Cl emson	61 65	
21	A	NC State	54 72									166	H	Pittsburgh	72 61	
												186	H	New Hampshi re	64 55	
												204	A	Col umbi a	60 68	
												210	A	Provi dence	55 63	
												212	A	Boston U.	57 61	
												244	A	Holy Cross	70 61	
												265	H	Fairfi eld	58 66	
												285	H	Bryant	65 42	

LAST 12 Division I GAMES:																
30	A	Syracuse	63 69	21	A	NC State	54 72	108	H	Wake Forest	59 67	30	H	Syracuse	57 75	
7	A	Florida St.	39 67	48	H	Mi ami (FL)	43 65	157	A	Cl emson	61 65	12	A	Duke	50 75	
1	H	Notre Dame	55 89									46	A	Minnesota	68 78	
5	H	Louisville	52 87									72	H	Pittsburgh	72 61	
166	H	Pittsburgh	72 61									64	A	Georgi a Tech	43 67	

Non-Div I Games:

Boston College

Average RPI Win:	222	WON-LOST	WINNING	LAST 10	STRENGTH OF	OPP. STRENGTH	TEAM	ADJ.	CONF.	ADJ CONF.
Average RPI Loss:	139	RECORD	PCT. RANK	GAMES	SCHEDULE	OF SCHEDULE	RPI	RPI	RPI	RPI
DIV. I ONLY	10- 17	245	2- 8	131	195	212	212	15	15	
DIV. I NON-CONF.	5- 5	170	0- 0	158	171	140	140	18	18	

TOTALS	RPI 1-25	RPI 26-50	W-L RECORDS	RPI 51-100	RPI 101-999	RPI 201+				
10- 17	0- 0	0- 1	OVERALL	0- 7	10- 9	6- 3				
4- 9	0- 0	0- 1	HOME	0- 3	4- 5	2- 2				
6- 8	0- 0	0- 0	AWAY	0- 4	6- 4	4- 1				
0- 0	0- 0	0- 0	NEUTRAL	0- 0	0- 0	0- 0				
5- 5	0- 0	0- 1	NON-CONFERENCE	0- 1	5- 3	2- 0				
2- 2	0- 0	0- 1	HOME	0- 0	2- 1	0- 0				
3- 3	0- 0	0- 0	AWAY	0- 1	3- 2	2- 0				
0- 0	0- 0	0- 0	NEUTRAL	0- 0	0- 0	0- 0				
5- 12	0- 0	0- 0	CONFERENCE	0- 6	5- 6	4- 3				
2- 7	0- 0	0- 0	HOME	0- 3	2- 4	2- 2				
3- 5	0- 0	0- 0	AWAY	0- 3	3- 2	2- 1				
0- 0	0- 0	0- 0	NEUTRAL	0- 0	0- 0	0- 0				

RPI	S	Opponent	Score	RPI	S	Opponent	Score	RPI	S	Opponent	Score	RPI	S	Opponent	Score	Team's RPI: 212
44	H	UCF	32 47	56	A	Harvard	70 80	112	A	Delaware	85 79	133	H	Northeastern	74 73	
				60	A	American	50 66	160	A	Army West Point	60 59	160	H	Army West Point	47 48	
				60	H	American	54 61	174	H	Marist	52 80	179	A	Brown	68 92	
				88	A	Navy	48 59	184	A	Lehigh	58 74	184	H	Lehigh	56 65	
				88	H	Navy	59 64	186	A	New Hampshire	57 72	194	H	Boston College	61 57	
				93	A	Bucknell I	57 67	231	A	Lafayette	41 44	231	H	Lafayette	45 47	
				93	H	Bucknell I	58 63	236	H	Loyola Maryland	75 56	244	A	Holy Cross	64 58	
								244	H	Holy Cross	57 60	281	A	Colgate	62 49	
								281	H	Colgate	66 64	285	A	Bryant	78 61	
								290	A	Vermont	57 41					
LAST 12 Division I GAMES:																
160	H	Army West Point	47 48	184	H	Lehigh	56 65									
231	A	Lafayette	41 44	93	A	Bucknell I	57 67									
88	A	Navy	48 59	231	H	Lafayette	45 47									
60	H	American	54 61	88	H	Navy	59 64									
244	A	Holy Cross	64 58	60	A	American	50 66									
281	H	Colgate	66 64	244	H	Holy Cross	57 60									

Non-Div I Games:

Boston U.

Average RPI	Win:	232	WON-LOST	WINNING	LAST 10	STRENGTH OF	OPP. STRENGTH	TEAM	ADJ.	CONF.	ADJ CONF.
Average RPI	Loss:	98	RECORD	PCT. RANK	GAMES	SCHEDULE	OF SCHEDULE	RPI	RPI	RPI	RPI
DIV. I ONLY	9- 17	252	0- 10	107	108	209	209	7	7		
DIV. I NON-CONF.	7- 3	74	0- 0	217	333	112	112	8	8		

TOTALS	RPI 1-25	RPI 26-50	W-L RECORDS	RPI 51-100	RPI 101-999	RPI 201+					
9- 17	0- 1	0- 4	OVERALL	0- 5	9- 7	7- 2					
4- 8	0- 1	0- 1	HOME	0- 3	4- 3	3- 2					
3- 9	0- 0	0- 3	AWAY	0- 2	3- 4	2- 0					
2- 0	0- 0	0- 0	NEUTRAL	0- 0	2- 0	2- 0					
7- 3	0- 0	0- 1	NON-CONFERENCE	0- 0	7- 2	6- 1					
3- 1	0- 0	0- 0	HOME	0- 0	3- 1	3- 1					
2- 2	0- 0	0- 1	AWAY	0- 0	2- 1	1- 0					
2- 0	0- 0	0- 0	NEUTRAL	0- 0	2- 0	2- 0					
2- 14	0- 1	0- 3	CONFERENCE	0- 5	2- 5	1- 1					
1- 7	0- 1	0- 1	HOME	0- 3	1- 2	0- 1					
1- 7	0- 0	0- 2	AWAY	0- 2	1- 3	1- 0					
0- 0	0- 0	0- 0	NEUTRAL	0- 0	0- 0	0- 0					

RPI	S	Opponent	Score	RPI	S	Opponent	Score	RPI	S	Opponent	Score	RPI	S	Opponent	Score	Team's RPI: 209
14	H	Buffalo	67 88	27	A	Central Mich.	54 90	63	H	Toledo	67 77	116	A	Western Mich.	58 67	
				32	A	South Dakota St.	44 76	82	A	Ohio	58 69	116	H	Western Mich.	67 81	
				36	A	Ball St.	41 82	82	H	Ohio	63 70	121	A	Northern Ill.	68 73	
				36	H	Ball St.	73 84	84	A	Miami (OH)	64 92	125	A	Cincinnati	51 75	
								84	H	Miami (OH)	62 66	129	A	Robert Morris	64 62	
												163	A	Kent St.	57 81	
												163	H	Kent St.	60 50	
												206	N	Norfolk St.	59 50	
												210	H	Eastern Mich.	52 54	
												215	A	Akron	66 64	
												216	H	Xavier	63 53	
												230	N	Fla. Atlantic	66 55	
												279	H	Canius	57 71	
												293	H	Valparaiso	90 77	
												315	H	Eastern Ky.	77 60	
												320	A	Detroit Mercy	85 81	

LAST 12 Division I GAMES:																
				84	A	Miami (OH)	64 92	163	A	Kent St.	57 81					
				14	H	Buffalo	67 88	63	H	Toledo	67 77					
				82	A	Ohio	58 69	36	A	Ball St.	41 82					
				121	A	Northern Ill.	68 73	82	H	Ohio	63 70					
				116	H	Western Mich.	67 81	163	H	Kent St.	60 50					
				84	H	Miami (OH)	62 66	215	A	Akron	66 64					

Non-Div I Games: Ferris St. 82 73

Bowling Green

Average RPI Win:	280	WON-LOST	WINNING	LAST 10	STRENGTH OF	OPP. STRENGTH	TEAM	ADJ.	CONF.	ADJ CONF.
Average RPI Loss:	152	RECORD	PCT. RANK	GAMES	SCHEDULE	OF SCHEDULE	RPI	RPI	RPI	RPI
DIV. I ONLY	11- 16	227	2- 8	297	249	259	259	24	24	
DIV. I NON-CONF.	5- 5	170	0- 0	247	260	197	197	21	21	

TOTALS	RPI 1-25	RPI 26-50	W-L RECORDS	RPI 51-100	RPI 101-999	RPI 201+				
11- 16	0- 1	0- 0	OVERALL	0- 4	11- 11	10- 5				
5- 7	0- 0	0- 0	HOME	0- 2	5- 5	4- 2				
5- 9	0- 1	0- 0	AWAY	0- 2	5- 6	5- 3				
1- 0	0- 0	0- 0	NEUTRAL	0- 0	1- 0	1- 0				
5- 5	0- 1	0- 0	NON-CONFERENCE	0- 0	5- 4	4- 2				
3- 1	0- 0	0- 0	HOME	0- 0	3- 1	2- 0				
1- 4	0- 1	0- 0	AWAY	0- 0	1- 3	1- 2				
1- 0	0- 0	0- 0	NEUTRAL	0- 0	1- 0	1- 0				
6- 11	0- 0	0- 0	CONFERENCE	0- 4	6- 7	6- 3				
2- 6	0- 0	0- 0	HOME	0- 2	2- 4	2- 2				
4- 5	0- 0	0- 0	AWAY	0- 2	4- 3	4- 1				
0- 0	0- 0	0- 0	NEUTRAL	0- 0	0- 0	0- 0				

RPI	S	Opponent	Score	RPI	S	Opponent	Score	RPI	S	Opponent	Score	RPI	S	Opponent	Score	Team's RPI: 259
22	A	Green Bay	40 72					77	A	Drake	71 77	101	H	Western Ill.	87 80	
								77	H	Drake	75 84	109	H	Cleveland St.	65 67	
								90	A	Missouri St.	54 74	121	A	Northern Ill.	52 76	
								90	H	Missouri St.	65 71	138	A	UNI	50 63	
												138	H	UNI	40 51	
												159	A	Southern Ill.	53 62	
												159	H	Southern Ill.	62 63	
												219	A	Southeast Mo. St.	53 57	
												221	A	Illinois	62 74	
												229	N	Nicholls St.	75 65	
												238	H	Omaha	69 56	
												248	A	Illinois St.	62 42	
												256	A	Indiana St.	50 65	
												256	H	Indiana St.	70 74	
												293	A	Valparaiso	88 69	
												293	H	Valparaiso	69 58	
												304	A	Loyola Chicago	59 57	
												304	H	Loyola Chicago	61 71	
												327	H	Ill.-Chicago	58 48	
												346	A	Eastern Ill.	67 52	
												349	A	Evansville	117 59	
												349	H	Evansville	92 47	

LAST 12 Division I GAMES:																
138	A	UNI	50 63	304	H	Loyola Chicago	61 71									
77	A	Drake	71 77	293	H	Valparaiso	69 58									
256	H	Indiana St.	70 74	77	H	Drake	75 84									
349	H	Evansville	92 47	138	H	UNI	40 51									
159	A	Southern Ill.	53 62	349	A	Evansville	117 59									
90	A	Missouri St.	54 74	256	A	Indiana St.	50 65									

Non-Div I Games: Lincoln (MO) 88 44

Bradley

Loss,
Non-Conf, S Site,
H Home
A Away
N Neutral

Average RPI Win: 238	WON-LOST RECORD	WINNING PCT. RANK	LAST 10 GAMES	STRENGTH OF SCHEDULE	OPP. STRENGTH OF SCHEDULE	TEAM RPI	ADJ. RPI	CONF. RPI	ADJ CONF. RPI
Average RPI Loss: 107									
DIV. I ONLY	14- 10	129	2- 8	259	122	179	179	9	9
DIV. I NON-CONF.	11- 1	13	0- 0	315	269	95	95	9	9

TOTALS	RPI 1-25	RPI 26-50	W-L RECORDS	RPI 51-100	RPI 101-999	RPI 201+			
14- 10	0- 0	0- 2	OVERALL	0- 3	14- 5	12- 2			
6- 6	0- 0	0- 2	HOME	0- 2	6- 2	5- 1			
6- 4	0- 0	0- 0	AWAY	0- 1	6- 3	5- 1			
2- 0	0- 0	0- 0	NEUTRAL	0- 0	2- 0	2- 0			
11- 1	0- 0	0- 1	NON-CONFERENCE	0- 0	11- 0	10- 0			
4- 1	0- 0	0- 1	HOME	0- 0	4- 0	4- 0			
5- 0	0- 0	0- 0	AWAY	0- 0	5- 0	4- 0			
2- 0	0- 0	0- 0	NEUTRAL	0- 0	2- 0	2- 0			
3- 9	0- 0	0- 1	CONFERENCE	0- 3	3- 5	2- 2			
2- 5	0- 0	0- 1	HOME	0- 2	2- 2	1- 1			
1- 4	0- 0	0- 0	AWAY	0- 1	1- 3	1- 1			
0- 0	0- 0	0- 0	NEUTRAL	0- 0	0- 0	0- 0			

Brown

Brown

RPI 1-25				RPI 26-50				RPI 51-100				RPI 101+				Team's RPI: 179	
RPI	S	Opponent	Score	RPI	S	Opponent	Score	RPI	S	Opponent	Score	RPI	S	Opponent	Score		
				33	H	Princeton	62 77	56	A	Harvard	85 87	106	A	Dartmouth	73 78		
				40	H	Cal i forni a	79 89					106	H	Dartmouth	60 77		
								69	H	Penn	55 88	127	A	Yale	63 77		
												127	H	Yale	81 71		
												191	A	Paci fi c	74 57		
												202	N	Hampton	73 66		
												204	A	Col umbi a	84 80		
												204	H	Col umbi a	74 90		
												210	A	Provi dence	64 59		
												212	H	Boston U.	92 68		
												244	H	Holy Cross	82 78		
												260	H	Sacred Heart	102 77		
												264	A	Howard	85 81		
												271	A	Cornel I	68 70		
												271	H	Cornel I	85 59		
												281	A	Col gate	83 73		
												285	H	Bryant	85 62		
												285	N	Bryant	72 60		
												295	A	Central Conn. St.	78 55		
LAST 12 Division I GAMES:																	
				271	H	Cornel I	85 59	33	H	Princeton	62 77						
				204	H	Col umbi a	74 90	69	H	Penn	55 88						
				106	H	Dartmouth	60 77	56	A	Harvard	85 87						
				56	H	Harvard	74 86	106	A	Dartmouth	73 78						
				204	A	Col umbi a	84 80	127	H	Yale	81 71						
				271	A	Cornel I	68 70	127	A	Yale	63 77						

Non-Di v I Games: Johnson & Wales (RI) 100 79

Brown

Average RPI Win: **288**
 Average RPI Loss: **189**

WON-LOST
RECORD

WINNING
PCT. RANK

LAST 10
GAMES

STRENGTH OF
SCHEDULE

OPP. STRENGTH
OF SCHEDULE

TEAM
RPI

ADJ.
RPI

CONF.
RPI

ADJ CONF.
RPI

DIV. I ONLY	9- 17	252	5- 5	277	313	285	285	29	29
DIV. I NON-CONF.	1- 10	327	0- 0	218	235	330	330	29	29
<hr/>									
TOTALS	RPI 1-25	RPI 26-50	W-L RECORDS	RPI 51-100	RPI 101-999	RPI 201+			
9- 17	0- 0	0- 0	OVERALL	0- 2	9- 15	9- 6			
4- 8	0- 0	0- 0	HOME	0- 0	4- 8	4- 4			
4- 8	0- 0	0- 0	AWAY	0- 2	4- 6	4- 2			
1- 1	0- 0	0- 0	NEUTRAL	0- 0	1- 1	1- 0			
1- 10	0- 0	0- 0	NON-CONFERENCE	0- 2	1- 8	1- 2			
0- 4	0- 0	0- 0	HOME	0- 0	0- 4	0- 1			
0- 5	0- 0	0- 0	AWAY	0- 2	0- 3	0- 1			
1- 1	0- 0	0- 0	NEUTRAL	0- 0	1- 1	1- 0			
8- 7	0- 0	0- 0	CONFERENCE	0- 0	8- 7	8- 4			
4- 4	0- 0	0- 0	HOME	0- 0	4- 4	4- 3			
4- 3	0- 0	0- 0	AWAY	0- 0	4- 3	4- 1			
0- 0	0- 0	0- 0	NEUTRAL	0- 0	0- 0	0- 0			

RPI 1-25				RPI 26-50				RPI 51-100				RPI 101+				Team's RPI: 285
RPI	S	Opponent	Score	RPI	S	Opponent	Score	RPI	S	Opponent	Score	RPI	S	Opponent	Score	
								67	A	James Madison	36 67	118	A	Saint Francis (PA)	69 87	
								78	A	Maine	68 70	129	A	Robert Morris	49 72	
												129	H	Robert Morris	61 67	
												144	H	Hartford	47 59	
												151	H	Binghamton	47 55	
												179	A	Brown	62 85	
												179	N	Brown	60 72	
												186	H	New Hampshire	65 74	
												194	A	Boston College	42 65	
												212	H	Boston U.	61 78	
												244	A	Holy Cross	57 59	
												260	A	Sacred Heart	81 73	
												260	H	Sacred Heart	60 56	
												270	H	St. Francis Brooklyn	73 63	
												272	H	LIU Brooklyn	75 56	
												278	A	Fairleigh Dickinson	65 48	
												278	H	Fairleigh Dickinson	69 77	
												292	A	Mt. St. Mary's	67 64	
												292	H	Mt. St. Mary's	63 68	
												295	A	Central Conn. St.	59 66	
												295	H	Central Conn. St.	66 50	
												331	A	Wagner	70 60	
												331	H	Wagner	66 75	
												333	N	Rhode Island	58 52	
<hr/>																
LAST 12 Division I GAMES:																
129	H	Robert Morris	61 67	118	A	Saint Francis (PA)	69 87									
331	A	Wagner	70 60	129	A	Robert Morris	49 72									
292	A	Mt. St. Mary's	67 64	270	H	St. Francis Brooklyn	73 63									
295	A	Central Conn. St.	59 66	272	H	LIU Brooklyn	75 56									
260	H	Sacred Heart	60 56	260	A	Sacred Heart	81 73									
278	H	Fairleigh Dickinson	69 77	278	A	Fairleigh Dickinson	65 48									

Non-Div I Games:

Bryant

Loss, **Non-Conf**, **S Site**, **H Home** **A Away** **N Neutral**

Average RPI Win: 208	WON-LOST RECORD	WINNING PCT. RANK	LAST 10 GAMES	STRENGTH OF SCHEDULE	OPP. STRENGTH OF SCHEDULE	TEAM RPI	ADJ. RPI	CONF. RPI	ADJ. CONF. RPI
Average RPI Loss: 145									
DIV. I ONLY	20- 8	62	10- 0	206	182	93	93	15	15
DIV. I NON-CONF.	6- 5	153	0- 0	272	174	185	185	18	18

TOTALS	RPI 1-25	RPI 26-50	W-L RECORDS	RPI 51-100	RPI 101-999	RPI 201+			
20- 8	0- 0	0- 1	OVERALL	3- 2	17- 5	13- 2			
11- 3	0- 0	0- 0	HOME	2- 0	9- 3	6- 2			
9- 5	0- 0	0- 1	AWAY	1- 2	8- 2	7- 0			
0- 0	0- 0	0- 0	NEUTRAL	0- 0	0- 0	0- 0			
6- 5	0- 0	0- 1	NON-CONFERENCE	0- 1	6- 3	4- 1			
3- 2	0- 0	0- 0	HOME	0- 0	3- 2	2- 1			
3- 3	0- 0	0- 1	AWAY	0- 1	3- 1	2- 0			
0- 0	0- 0	0- 0	NEUTRAL	0- 0	0- 0	0- 0			
14- 3	0- 0	0- 0	CONFERENCE	3- 1	11- 2	9- 1			
8- 1	0- 0	0- 0	HOME	2- 0	6- 1	4- 1			
6- 2	0- 0	0- 0	AWAY	1- 1	5- 1	5- 0			
0- 0	0- 0	0- 0	NEUTRAL	0- 0	0- 0	0- 0			

RPI S Opponent	Score	RPI S Opponent	Score	RPI S Opponent	Score	RPI S Opponent	Score
		47 A Drexel	54 63	60 A American	58 68	141 H Saint Joseph's	53 77
				60 H American	57 52	151 H Binghamton	64 59
				72 A Fordham	62 71	154 A Youngstown St.	66 60
				88 A Navy	49 40	160 H Army West Point	60 36
				88 H Navy	47 39	166 A Pittsburgh	39 57
						184 A Lehigh	62 66
						184 H Lehigh	59 52
						212 A Boston U.	63 58
						212 H Boston U.	67 57
						215 H Akron	63 52
						231 A Lafayette	80 57
						231 H Lafayette	83 53
						236 A Loyola Maryland	74 69
						236 H Loyola Maryland	65 68
						244 A Holy Cross	71 47
						244 H Holy Cross	72 63
						251 H St. Bonaventure	48 59
						262 A Rider	76 71
						279 H Canisius	76 57
						281 A Colgate	63 42
						281 H Colgate	77 57
						338 A Iona	60 53
LAST 12 Division I GAMES:							
		60 H American	57 52	231 A Lafayette	80 57		
		88 A Navy	49 40	212 H Boston U.	67 57		
		244 H Holy Cross	72 63	88 H Navy	47 39		
		236 A Loyola Maryland	74 69	244 A Holy Cross	71 47		
		281 A Colgate	63 42	236 H Loyola Maryland	65 68		
		184 H Lehigh	59 52	281 H Colgate	77 57		

Non-Div I Games:

Bucknell

Average RPI Win:	137	WON-LOST	WINNING	LAST 10	STRENGTH OF	OPP. STRENGTH	TEAM	ADJ.	CONF.	ADJ CONF.
Average RPI Loss:	108	RECORD	PCT. RANK	GAMES	SCHEDULE	OF SCHEDULE	RPI	RPI	RPI	RPI
DIV. I ONLY	23- 4	11	9- 1	89	74	14	14	7	7	
DIV. I NON-CONF.	9- 2	33	0- 0	211	52	44	44	8	8	
TOTALS	RPI 1-25	RPI 26-50	W-L RECORDS	RPI 51-100	RPI 101-999	RPI 201+				
23- 4	0- 0	2- 1	OVERALL	9- 1	12- 2	8- 1				
11- 0	0- 0	1- 0	HOME	3- 0	7- 0	4- 0				
9- 4	0- 0	1- 1	AWAY	4- 1	4- 2	4- 1				
3- 0	0- 0	0- 0	NEUTRAL	2- 0	1- 0	0- 0				
9- 2	0- 0	0- 0	NON-CONFERENCE	3- 1	6- 1	4- 1				
3- 0	0- 0	0- 0	HOME	0- 0	3- 0	2- 0				
3- 2	0- 0	0- 0	AWAY	1- 1	2- 1	2- 1				
3- 0	0- 0	0- 0	NEUTRAL	2- 0	1- 0	0- 0				
14- 2	0- 0	2- 1	CONFERENCE	6- 0	6- 1	4- 0				
8- 0	0- 0	1- 0	HOME	3- 0	4- 0	2- 0				
6- 2	0- 0	1- 1	AWAY	3- 0	2- 1	2- 0				
0- 0	0- 0	0- 0	NEUTRAL	0- 0	0- 0	0- 0				

RPI 1-25			Team's RPI: 14		RPI 26-50			RPI 51-100			RPI 101+				
RPI	S	Opponent	Score	RPI	S	Opponent	Score	RPI	S	Opponent	Score	RPI	S	Opponent	Score
27	A	Central Mi ch.	79 86	27	H	Central Mi ch.	85 82	57	A	Arizona St.	57 76	112	H	Del aware	87 73
27	H	Central Mi ch.						63	A	Toledo	84 73	116	H	Western Mi ch.	71 49
36	A	Ball St.	84 80					63	H	Toledo	87 69	121	A	Northern Ill.	84 86
								65	N	Nebraska	82 72	157	N	Clemson	61 41
								70	A	St. John' s (NY)	73 72	163	H	Kent St.	80 42
								80	N	UNLV	80 53	204	A	Col umbi a	65 63
								82	A	Ohio	67 63	209	A	Bowl ing Green	88 67
								82	H	Ohio	70 53	210	H	Eastern Mi ch.	97 92
								84	A	Mi ami (OH)	64 49	215	A	Akron	89 66
								84	H	Mi ami (OH)	72 67	215	H	Akron	85 71
												228	A	Niagara	62 75
												251	A	St. Bonaventure	76 59
												277	H	UMES	76 41
												279	H	Canisi us	73 47
LAST 12 Division I GAMES:															
82	H	Ohio	70 53	209	A	Bowl ing Green	88 67	63	A	Toledo	84 73				
215	H	Akron	85 71	27	A	Central Mi ch.	79 86	210	H	Eastern Mi ch.	97 92				
27	H	Central Mi ch.	85 82	63	H	Toledo	87 69	82	A	Ohio	67 63				
84	A	Mi ami (OH)	64 49	36	A	Ball St.	84 80								
163	H	Kent St.	80 42												

Non-Div I Games:

Buffalo

Average RPI Win: 186

Average RPI Loss: 72

WON-LOST
RECORDWINNING
PCT. RANKLAST 10
GAMESSTRENGTH OF
SCHEDULEOPP. STRENGTH
OF SCHEDULETEAM
RPIADJ.
RPICONF.
RPIADJ CONF.
RPIDIV. I ONLY
DIV. I NON-CONF.14- 16
8- 4196
872- 8
0- 075
9781
236120
67120
676
66
6

TOTALS

RPI 1-25

RPI 26-50

W-L RECORDS

RPI 51-100

RPI 101-999

RPI 201+

14- 16

0- 5

2- 4

OVERALL

1- 3

11- 4

8- 2

7- 6

0- 2

1- 1

HOME

0- 1

6- 2

4- 1

6- 8

0- 3

1- 2

AWAY

0- 1

5- 2

4- 1

1- 2

0- 0

0- 1

NEUTRAL

1- 1

0- 0

0- 0

8- 4

0- 1

0- 2

NON-CONFERENCE

1- 1

7- 0

6- 0

4- 0

0- 0

0- 0

HOME

0- 0

4- 0

3- 0

3- 2

0- 1

0- 1

AWAY

0- 0

3- 0

3- 0

1- 2

0- 0

0- 1

NEUTRAL

1- 1

0- 0

0- 0

6- 12

0- 4

2- 2

CONFERENCE

0- 2

4- 4

2- 2

3- 6

0- 2

1- 1

HOME

0- 1

2- 2

1- 1

3- 6

0- 2

1- 1

AWAY

0- 1

2- 2

1- 1

0- 0

0- 0

0- 0

NEUTRAL

0- 0

0- 0

0- 0

RPI 1-25

RPI 26-50

RPI 51-100

RPI 101+

Team's RPI: 120

RPI	S	Opponent	Score
18	A	South Fla.	55 71
23	A	DePaul	65 87
23	H	DePaul	68 86
24	A	Marquette	67 69
24	H	Marquette	59 78

RPI	S	Opponent	Score
26	A	Villanova	76 53
26	H	Villanova	67 69
36	A	Ball St.	75 87
47	N	Drexel	62 76
49	A	Creighton	55 64
49	H	Creighton	59 53

RPI	S	Opponent	Score
70	A	St. John's (NY)	38 76
70	H	St. John's (NY)	55 73
71	N	West Virginia	68 75
76	N	Virginia Tech	79 77

RPI	S	Opponent	Score
111	A	Georgetown	66 57
111	H	Georgetown	52 63
124	A	Seton Hall	64 75
124	H	Seton Hall	66 48
190	H	Wisconsin	69 62
210	A	Providence	69 48
210	H	Providence	68 57
216	A	Xavier	54 57
216	H	Xavier	62 69
243	H	Austin Peay	75 54
248	A	Illinois St.	56 45
256	A	Indiana St.	60 51
261	H	Lipscomb	70 58
296	A	Murray St.	88 59
304	H	Loyola Chicago	64 52

LAST 12 Division I GAMES:

216	A	Xavier	54 57	70	A	St. John's (NY)	38 76
49	A	Creighton	55 64	26	H	Villanova	67 69
210	A	Providence	69 48	111	H	Georgetown	52 63
24	H	Marquette	59 78	210	H	Providence	68 57
23	H	DePaul	68 86	49	H	Creighton	59 53
124	A	Seton Hall	64 75	23	A	DePaul	65 87

Butler

Butler

Non-Div I Games:

Butler

Loss,
 Non-Conf, S Site,
 H Home
A Away
 N Neutral

Average RPI Win:	284	WON-LOST	WINNING	LAST 10	STRENGTH OF	OPP. STRENGTH	TEAM	ADJ.	CONF.	ADJ CONF.
Average RPI Loss:	184	RECORD	PCT. RANK	GAMES	SCHEDULE	OF SCHEDULE	RPI	RPI	RPI	RPI

DIV. I ONLY	14- 11	136	8- 2	328	301	205	205	30	30
DIV. I NON-CONF.	4- 8	239	0- 0	274	190	242	242	31	31

TOTALS	RPI 1-25	RPI 26-50	W-L RECORDS	RPI 51-100	RPI 101-999	RPI 201+			
14- 11	0- 1	0- 0	OVERALL	0- 1	14- 9	13- 5			
7- 2	0- 0	0- 0	HOME	0- 0	7- 2	7- 1			
7- 9	0- 1	0- 0	AWAY	0- 1	7- 7	6- 4			
0- 0	0- 0	0- 0	NEUTRAL	0- 0	0- 0	0- 0			
4- 8	0- 1	0- 0	NON-CONFERENCE	0- 1	4- 6	3- 2			
2- 1	0- 0	0- 0	HOME	0- 0	2- 1	2- 0			
2- 7	0- 1	0- 0	AWAY	0- 1	2- 5	1- 2			
0- 0	0- 0	0- 0	NEUTRAL	0- 0	0- 0	0- 0			
10- 3	0- 0	0- 0	CONFERENCE	0- 0	10- 3	10- 3			
5- 1	0- 0	0- 0	HOME	0- 0	5- 1	5- 1			
5- 2	0- 0	0- 0	AWAY	0- 0	5- 2	5- 2			
0- 0	0- 0	0- 0	NEUTRAL	0- 0	0- 0	0- 0			

RPI 1-25				RPI 26-50				RPI 51-100				RPI 101+ Team's RPI: 205			
RPI	S	Opponent	Score	RPI	S	Opponent	Score	RPI	S	Opponent	Score	RPI	S	Opponent	Score
13	A	Stanford	34 57					59	A	South Dakota	50 66	146	A	Cal Poly	57 59
												147	A	Boise St.	65 59
												182	H	UC Irvine	59 72
												195	A	UTEP	56 67
												199	A	SMU	29 41
												220	A	New Mexico St.	48 56
												220	H	New Mexico St.	62 52
												223	A	Seattle U	56 64
												223	H	Seattle U	75 68
												238	H	Omaha	52 43
												246	A	UC Riverside	65 68
												253	A	San Jose St.	57 67
												258	A	Grand Canyon	69 40
												283	A	UMKC	76 62
												283	H	UMKC	58 60
												307	A	UTRGV	67 64
												307	H	UTRGV	71 30
												322	A	Utah Valley	64 60
												322	H	Utah Valley	63 58
												323	H	Cal St. Fullerton	55 43
												329	A	Southern Utah	46 45
												345	A	Chicago St.	63 36
												345	H	Chicago St.	63 49
LAST 12 Division I GAMES:															
223	A	Seattle U	56 64	345	A	Chicago St.	63 36	223	H	Seattle U	75 68				
322	A	Utah Valley	64 60	345	H	Chicago St.	63 49	283	H	UMKC	58 60				
258	A	Grand Canyon	69 40	220	H	New Mexico St.	48 56	307	A	UTRGV	67 64				
307	H	UTRGV	71 30												
220	H	New Mexico St.	62 52												
283	A	UMKC	76 62												

Non-Div I Games: Fresno Pacific 74 63 Whittier 72 35

Average RPI Win:	219	WON-LOST	WINNING	LAST 10	STRENGTH OF	OPP. STRENGTH	TEAM	ADJ.	CONF.	ADJ CONF.
Average RPI Loss:	182	RECORD	PCT. RANK	GAMES	SCHEDULE	OF SCHEDULE	RPI	RPI	RPI	RPI
DIV. I ONLY	13- 14	186	5- 5	223	229	214	214	21	21	
DIV. I NON-CONF.	6- 7	184	0- 0	204	261	221	221	19	19	
<hr/>										
TOTALS	RPI 1-25	RPI 26-50	W-L RECORDS	RPI 51-100	RPI 101-999	RPI 201+				
13- 14	0- 1	0- 0	OVERALL	1- 1	12- 12	8- 6				
8- 6	0- 0	0- 0	HOME	1- 0	7- 6	5- 3				
5- 7	0- 1	0- 0	AWAY	0- 1	5- 5	3- 3				
0- 1	0- 0	0- 0	NEUTRAL	0- 0	0- 1	0- 0				
6- 7	0- 1	0- 0	NON-CONFERENCE	0- 0	6- 6	4- 3				
4- 3	0- 0	0- 0	HOME	0- 0	4- 3	3- 1				
2- 3	0- 1	0- 0	AWAY	0- 0	2- 2	1- 2				
0- 1	0- 0	0- 0	NEUTRAL	0- 0	0- 1	0- 0				
7- 7	0- 0	0- 0	CONFERENCE	1- 1	6- 6	4- 3				
4- 3	0- 0	0- 0	HOME	1- 0	3- 3	2- 2				
3- 4	0- 0	0- 0	AWAY	0- 1	3- 3	2- 1				
0- 0	0- 0	0- 0	NEUTRAL	0- 0	0- 0	0- 0				

RPI 1-25				RPI 26-50				RPI 51-100				RPI 101+				Team's RPI: 214
RPI	S	Opponent	Score	RPI	S	Opponent	Score	RPI	S	Opponent	Score	RPI	S	Opponent	Score	
8	A	Oregon	43 91					58	A	UC Davis	46 72	117	N	Milwaukee	50 58	
								58	H	UC Davis	75 71	130	H	Fresno St.	85 72	
												132	A	Loyola Marymount	75 68	
												146	A	Cal Poly	71 84	
												146	H	Cal Poly	86 66	
												148	H	Idaho	75 80	
												153	H	Weber St.	61 64	
												182	A	UC Irvine	47 56	
												192	A	UC Santa Barbara	48 30	
												192	H	UC Santa Barbara	73 74	
												223	H	Seattle U	67 62	
												237	A	New Orleans	73 76	
												238	H	Omaha	60 68	
												246	A	UC Riverside	58 69	
												246	H	UC Riverside	60 55	
												249	A	Hawaii	70 58	
												249	H	Hawaii	54 56	
												253	A	San Jose St.	76 59	
												268	A	San Diego St.	55 58	
												276	H	Arizona	66 63	
												300	H	Long Beach St.	51 59	
												302	H	Northern Ariz.	78 69	
												323	A	Cal St. Fullerton	70 68	
												323	H	Cal St. Fullerton	65 41	
<hr/>																
LAST 12 Division I GAMES:																
249	H	Hawaii	54 56	192	A	UC Santa Barbara	48 30									
146	H	Cal Poly	86 66	182	A	UC Irvine	47 56									
246	A	UC Riverside	58 69	249	A	Hawaii	70 58									
58	A	UC Davis	46 72	246	H	UC Riverside	60 55									
300	H	Long Beach St.	51 59	323	H	Cal St. Fullerton	65 41									
58	H	UC Davis	75 71	146	A	Cal Poly	71 84									

Non-Div I Games: Biola 68 51

CSUN

■ Loss,
 ■ Non-Conf,
 ■ S Site,
 ■ Home
 ■ A Away
 N Neutral

Average RPI Win: 250

Average RPI Loss: 141

WON-LOST
RECORDWINNING
PCT. RANKLAST 10
GAMESSTRENGTH OF
SCHEDULEOPP. STRENGTH
OF SCHEDULETEAM
RPIADJ.
RPICONF.
RPIADJ CONF.
RPI

DIV. I ONLY	15- 11	131	7- 3	210	263	146	146	21	21
DIV. I NON-CONF.	5- 6	187	0- 0	161	312	164	164	19	19

TOTALS	RPI 1-25	RPI 26-50	W-L RECORDS	RPI 51-100	RPI 101-999	RPI 201+			
15- 11	0- 0	0- 1	OVERALL	0- 3	15- 7	12- 2			
10- 2	0- 0	0- 0	HOME	0- 1	10- 1	7- 0			
5- 9	0- 0	0- 1	AWAY	0- 2	5- 6	5- 2			
0- 0	0- 0	0- 0	NEUTRAL	0- 0	0- 0	0- 0			
5- 6	0- 0	0- 1	NON-CONFERENCE	0- 1	5- 4	4- 1			
3- 1	0- 0	0- 0	HOME	0- 0	3- 1	2- 0			
2- 5	0- 0	0- 1	AWAY	0- 1	2- 3	2- 1			
0- 0	0- 0	0- 0	NEUTRAL	0- 0	0- 0	0- 0			
10- 5	0- 0	0- 0	CONFERENCE	0- 2	10- 3	8- 1			
7- 1	0- 0	0- 0	HOME	0- 1	7- 0	5- 0			
3- 4	0- 0	0- 0	AWAY	0- 1	3- 3	3- 1			
0- 0	0- 0	0- 0	NEUTRAL	0- 0	0- 0	0- 0			

RPI 1-25				RPI 26-50				RPI 51-100				RPI 101+ Team's RPI: 146			
RPI	S	Opponent	Score	RPI	S	Opponent	Score	RPI	S	Opponent	Score	RPI	S	Opponent	Score
				46	A	Minnesota	68 112	58	A	UC Davis	77 85	129	H	Robert Morris	50 66
								58	H	UC Davis	76 80	131	A	San Francisco	71 83
								75	A	Saint Mary's (CA)	64 82	131	H	San Francisco	88 83
												145	A	Eastern Wash.	72 75
												182	A	UC Irvine	66 107
												182	H	UC Irvine	79 76
												192	A	UC Santa Barbara	68 73
												192	H	UC Santa Barbara	73 72
												205	H	CSU Bakersfield	59 57
												214	A	CSUN	66 86
												214	H	CSUN	84 71
												246	A	UC Riverside	87 82
												246	H	UC Riverside	91 73
												249	H	Hawaii	52 50
												258	H	Grand Canyon	75 69
												286	A	North Dakota St.	73 69
												300	A	Long Beach St.	75 64
												300	H	Long Beach St.	70 61
												302	A	Northern Ariz.	89 73
												322	A	Utah Valley	70 89
												323	A	Cal St. Fullerton	72 63
												323	H	Cal St. Fullerton	63 56
LAST 12 Division I GAMES:															
323	H	Cal St. Fullerton	63 56	246	H	UC Riverside	91 73								
192	H	UC Santa Barbara	73 72	249	H	Hawaii	52 50								
214	A	CSUN	66 86	323	A	Cal St. Fullerton	72 63								
182	A	UC Irvine	66 107	300	A	Long Beach St.	75 64								
300	H	Long Beach St.	70 61	58	H	UC Davis	76 80								
58	A	UC Davis	77 85	182	H	UC Irvine	79 76								

Non-Div I Games: Cal St. Monterey Bay 77 44

Cal Poly

■ Loss,
 ■ Non-Conf,
 ■ S Site,
 ■ Home
 ■ A Away
 N Neutral

Cal St. Fullerton				Through Games Of Feb. 25, 2018						
Average RPI Win:	283	WON-LOST	WINNING	LAST 10	STRENGTH OF	OPP. STRENGTH	TEAM	ADJ.	CONF.	ADJ CONF.
Average RPI Loss:	197	RECORD	PCT. RANK	GAMES	SCHEDULE	OF SCHEDULE	RPI	RPI	RPI	RPI
DIV. I ONLY	7- 19	288	1- 9	324	243	323	323	21	21	
DIV. I NON-CONF.	4- 8	239	0- 0	307	326	287	287	19	19	

TOTALS	RPI 1-25	RPI 26-50	W-L RECORDS	RPI 51-100	RPI 101-999	RPI 201+				
7- 19	0- 0	0- 0	OVERALL	0- 1	7- 18	7- 8				
5- 6	0- 0	0- 0	HOME	0- 0	5- 6	5- 1				
2- 12	0- 0	0- 0	AWAY	0- 1	2- 11	2- 7				
0- 1	0- 0	0- 0	NEUTRAL	0- 0	0- 1	0- 0				
4- 8	0- 0	0- 0	NON-CONFERENCE	0- 0	4- 8	4- 3				
2- 2	0- 0	0- 0	HOME	0- 0	2- 2	2- 0				
2- 5	0- 0	0- 0	AWAY	0- 0	2- 5	2- 3				
0- 1	0- 0	0- 0	NEUTRAL	0- 0	0- 1	0- 0				
3- 11	0- 0	0- 0	CONFERENCE	0- 1	3- 10	3- 5				
3- 4	0- 0	0- 0	HOME	0- 0	3- 4	3- 1				
0- 7	0- 0	0- 0	AWAY	0- 1	0- 6	0- 4				
0- 0	0- 0	0- 0	NEUTRAL	0- 0	0- 0	0- 0				

RPI 1-25				RPI 26-50				RPI 51-100				RPI 101+ Team's RPI: 323			
RPI	S	Opponent	Score	RPI	S	Opponent	Score	RPI	S	Opponent	Score	RPI	S	Opponent	Score
								58	A	UC Davis	53 67	146	A	Cal Poly	56 63
												146	H	Cal Poly	63 72
												148	A	Idaho	60 80
												172	H	Denver	58 83
												181	N	Oral Roberts	50 60
												182	H	UC Irvine	60 76
												191	A	Pacific	65 81
												192	A	UC Santa Barbara	59 78
												192	H	UC Santa Barbara	52 59
												195	H	UTEP	91 92
												205	A	CSU Bakersfield	43 55
												214	A	CSUN	41 65
												214	H	CSUN	68 70
												240	A	Montana	47 68
												246	A	UC Riverside	50 63
												246	H	UC Riverside	71 62
												249	A	Hawaii	54 59
												249	H	Hawaii	69 57
												267	H	UTSA	55 46
												268	A	San Diego St.	58 59
												282	A	Santa Clara	73 69
												300	A	Long Beach St.	47 67
												300	H	Long Beach St.	67 61
												317	H	Portland	66 61
												322	A	Utah Valley	73 36

LAST 12 Division I GAMES:															
				146	A	Cal Poly	56 63	182	H	UC Irvine	60 76				
				246	H	UC Riverside	71 62	146	H	Cal Poly	63 72				
				300	A	Long Beach St.	47 67	58	A	UC Davis	53 67				
				192	A	UC Santa Barbara	59 78	214	A	CSUN	41 65				
				192	H	UC Santa Barbara	52 59	246	A	UC Riverside	50 63				
				249	A	Hawaii	54 59	300	H	Long Beach St.	67 61				

Non-Div I Games: Antelope Valley 74 48

Cal St. Fullerton

Average RPI	Win:	157	WON-LOST	WINNING	LAST 10	STRENGTH OF	OPP. STRENGTH	TEAM	ADJ.	CONF.	ADJ CONF.
Average RPI	Loss:	23	RECORD	PCT. RANK	GAMES	SCHEDULE	OF SCHEDULE	RPI	RPI	RPI	RPI
DIV. I ONLY		20- 9		68	6- 4	58	30	40	40	5	5
DIV. I NON-CONF.		9- 2		33	0- 0	50	104	24	24	3	3

TOTALS	RPI 1-25		RPI 26-50		W-L RECORDS	RPI 51-100		RPI 101-999		RPI 201+	
20- 9	1- 6		2- 1		OVERALL	3- 2		14- 0		5- 0	
12- 3	1- 2		1- 0		HOME	2- 1		8- 0		3- 0	
8- 6	0- 4		1- 1		AWAY	1- 1		6- 0		2- 0	
0- 0	0- 0		0- 0		NEUTRAL	0- 0		0- 0		0- 0	
9- 2	0- 2		0- 0		NON-CONFERENCE	2- 0		7- 0		3- 0	
5- 1	0- 1		0- 0		HOME	1- 0		4- 0		2- 0	
4- 1	0- 1		0- 0		AWAY	1- 0		3- 0		1- 0	
0- 0	0- 0		0- 0		NEUTRAL	0- 0		0- 0		0- 0	
11- 7	1- 4		2- 1		CONFERENCE	1- 2		7- 0		2- 0	
7- 2	1- 1		1- 0		HOME	1- 1		4- 0		1- 0	
4- 5	0- 3		1- 1		AWAY	0- 1		3- 0		1- 0	
0- 0	0- 0		0- 0		NEUTRAL	0- 0		0- 0		0- 0	

RPI 1-25				RPI 26-50				Team's RPI: 40				RPI 51-100				RPI 101+			
RPI	S	Opponent	Score	RPI	S	Opponent	Score	RPI	S	Opponent	Score	RPI	S	Opponent	Score	RPI	S	Opponent	Score
2	A	UConn	47 82	35	A	Oregon St.	48 68	57	A	Ari zona St.	71 80	105	A	Washi ngton St.	67 54				
8	A	Oregon	54 91	45	A	Southern Cal i forni a	62 59	57	H	Ari zona St.	42 57	105	H	Washi ngton St.	66 60				
10	A	UCLA	52 60	45	H	Southern Cal i forni a	76 64	75	H	Saint Mary' s (CA)	87 80	143	H	BYU	70 45				
10	H	UCLA	46 82					89	A	Kentucky	62 52	150	H	Col orado	78 76				
13	A	Stanford	69 74					100	H	Utah	84 73	179	A	Brown	89 79				
13	H	Stanford	78 66									188	H	San Di ego	89 64				
19	H	Mi ssouri	52 55									191	A	Paci fic	92 85				
												197	A	Washi ngton	83 67				
												197	H	Washi ngton	69 60				
												223	H	Seattl e U	87 67				
												257	H	Manhattan	87 66				
												276	A	Ari zona	53 51				
												276	H	Ari zona	63 39				
												282	A	Santa Cla ra	79 41				

LAST 12 Division I GAMES:																			
197	A	Washi ngton	83 67	35	A	Oregon St.	48 68	57	A	Ari zona St.	42 57	105	A	Washi ngton St.	67 54				
105	A	Washi ngton St.	67 54	8	A	Oregon	54 91	57	H	Ari zona St.	42 57	105	H	Washi ngton St.	66 60				
13	H	Stanford	78 66	276	H	Ari zona	63 39	75	H	Saint Mary' s (CA)	87 80	143	H	BYU	70 45				
13	A	Stanford	69 74	45	A	Southern Cal i forni a	62 59	89	A	Kentucky	62 52	150	H	Col orado	78 76				
100	H	Utah	84 73	10	A	UCLA	52 60	100	H	Utah	84 73	179	A	Brown	89 79				
150	H	Col orado	78 76									188	H	San Di ego	89 64				

Non-Div I Games:

Cal i f o r n i a

Average RPI Win:	287	WON-LOST	WINNING	LAST 10	STRENGTH OF	OPP. STRENGTH	TEAM	ADJ.	CONF.	ADJ CONF.
Average RPI Loss:	196	RECORD	PCT. RANK	GAMES	SCHEDULE	OF SCHEDULE	RPI	RPI	RPI	RPI
DIV. I ONLY	12- 13	190	5- 5	337	309	269	269	26	26	
DIV. I NON-CONF.	5- 4	146	0- 0	312	307	227	227	28	28	

TOTALS	RPI 1-25	RPI 26-50	W-L RECORDS	RPI 51-100	RPI 101-999	RPI 201+				
12- 13	0- 0	0- 0	OVERALL	0- 3	12- 10	11- 7				
6- 6	0- 0	0- 0	HOME	0- 2	6- 4	6- 2				
6- 7	0- 0	0- 0	AWAY	0- 0	6- 4	5- 4				
0- 0	0- 0	0- 0	NEUTRAL	0- 0	0- 0	0- 0				
5- 4	0- 0	0- 0	NON-CONFERENCE	0- 1	5- 3	5- 2				
2- 2	0- 0	0- 0	HOME	0- 1	2- 1	2- 1				
3- 2	0- 0	0- 0	AWAY	0- 0	3- 2	3- 1				
0- 0	0- 0	0- 0	NEUTRAL	0- 0	0- 0	0- 0				
7- 9	0- 0	0- 0	CONFERENCE	0- 2	7- 7	6- 5				
4- 4	0- 0	0- 0	HOME	0- 1	4- 3	4- 1				
3- 5	0- 0	0- 0	AWAY	0- 1	3- 4	2- 4				
0- 0	0- 0	0- 0	NEUTRAL	0- 0	0- 0	0- 0				

RPI 1-25				RPI 26-50				RPI 51-100				RPI 101+ Team's RPI: 269					
RPI	S	Opponent	Score	RPI	S	Opponent	Score	RPI	S	Opponent	Score	RPI	S	Opponent	Score		
								54	H	Mercer	57	58	149	H	Radford	50	51
								85	A	Liberty	42	60	152	A	Kansas	48	66
								85	H	Liberty	33	46	193	A	High Point	51	44
													193	H	High Point	53	62
													206	H	Norfolk St.	27	53
													218	A	Gardner-Webb	73	44
													226	A	UNC Asheville	33	38
													226	H	UNC Asheville	52	60
													227	A	UNCG	72	61
													250	A	Presbyterian	59	65
													250	H	Presbyterian	53	40
													264	A	Howard	61	63
													274	A	Col. of Charleston	53	45
													294	H	USC Upstate	69	49
													314	A	Charleston So.	59	63
													314	H	Charleston So.	58	49
													318	H	Western Caro.	58	51
													324	A	N. C. Central	58	51
													343	A	Winthrop	72	48
													343	H	Winthrop	57	45
													344	A	Longwood	50	57
													344	H	Longwood	58	48
LAST 12 Division I GAMES:																	
343	H	Winthrop	57	45	193	A	High Point	51	44								
226	A	UNC Asheville	33	38	149	H	Radford	50	51								
344	A	Longwood	50	57	344	H	Longwood	58	48								
250	H	Presbyterian	53	40	218	A	Gardner-Webb	73	44								
85	H	Liberty	33	46	85	A	Liberty	42	60								
314	A	Charleston So.	59	63	193	H	High Point	53	62								

Non-Div I Games: William Peace 94 42 Columbia Int'l 78 39

Campbell

Loss, Non-Conf, S Site, H Home A Away N Neutral

Average RPI Win: 273	WON-LOST RECORD	WINNING PCT. RANK	LAST 10 GAMES	STRENGTH OF SCHEDULE	OPP. STRENGTH OF SCHEDULE	TEAM RPI	ADJ. RPI	CONF. RPI	ADJ CONF. RPI
Average RPI Loss: 182									
DIV. I ONLY	10- 19	257	4- 6	255	290	279	279	28	28
DIV. I NON-CONF.	2- 9	295	0- 0	203	253	297	297	25	25

TOTALS	RPI 1-25	RPI 26-50	W-L RECORDS	RPI 51-100	RPI 101-999	RPI 201+			
10- 19	0- 1	0- 2	OVERALL	0- 2	10- 14	9- 8			
5- 9	0- 0	0- 1	HOME	0- 0	5- 8	4- 5			
5- 9	0- 0	0- 0	AWAY	0- 1	5- 0	5- 0			
0- 1	0- 0	0- 0	NEUTRAL	0- 0	0- 1	0- 0			
2- 9	0- 1	0- 0	NON-CONFERENCE	0- 2	2- 6	2- 3			
1- 4	0- 0	0- 0	HOME	0- 0	1- 4	1- 2			
1- 4	0- 1	0- 0	AWAY	0- 2	1- 1	1- 1			
0- 1	0- 0	0- 0	NEUTRAL	0- 0	0- 1	0- 0			
8- 10	0- 0	0- 2	CONFERENCE	0- 0	8- 8	7- 5			
4- 5	0- 0	0- 1	HOME	0- 0	4- 4	3- 3			
4- 5	0- 0	0- 1	AWAY	0- 0	4- 4	4- 2			
0- 0	0- 0	0- 0	NEUTRAL	0- 0	0- 0	0- 0			

RPI 1-25				RPI 26-50				RPI 51-100				RPI 101+ Team's RPI: 279			
RPI	S	Opponent	Score	RPI	S	Opponent	Score	RPI	S	Opponent	Score	RPI	S	Opponent	Score
14	A	Buffalo	47 73	43	A	Quinnipiac	39 64	84	A	Miami (OH)	47 72	107	N	Middle Tenn.	45 55
				43	H	Quinnipiac	55 84	93	A	Bucknell	57 76	174	A	Marist	47 58
												174	H	Marist	53 78
												187	H	Morehead St.	52 76
												189	H	Oakland	48 83
												196	A	Siena	59 68
												196	H	Siena	65 57
												209	A	Bowling Green	71 57
												228	A	Niagara	72 66
												228	H	Niagara	64 60
												251	H	St. Bonaventure	71 69
												257	A	Manhattan	39 58
												257	H	Manhattan	56 59
												262	A	Rider	54 70
												262	H	Rider	54 62
												265	H	Fairfield	52 56
												271	H	Cornell	59 67
												281	H	Colgate	63 70
												291	A	Monmouth	60 48
												291	H	Monmouth	62 50
												307	A	UTRGV	46 63
												338	A	Iona	53 49
												348	A	Saint Peter's	66 53
												348	H	Saint Peter's	52 49

LAST 12 Division I GAMES:															
196	A	Siena	59 68	348	H	Saint Peter's	52 49								
228	A	Niagara	72 66	228	H	Niagara	64 60								
262	H	Rider	54 62	174	H	Marist	53 78								
291	H	Monmouth	62 50	43	H	Quinnipiac	55 84								
174	A	Marist	47 58	291	A	Monmouth	60 48								
43	A	Quinnipiac	39 64	348	A	Saint Peter's	66 53								

Non-Div I Games:

Canisius

Average RPI Win:	256	WON-LOST	WINNING	LAST 10	STRENGTH OF	OPP. STRENGTH	TEAM	ADJ.	CONF.	ADJ CONF.
Average RPI Loss:	121	RECORD	PCT. RANK	GAMES	SCHEDULE	OF SCHEDULE	RPI	RPI	RPI	RPI
DIV. I ONLY	15- 8	93	6- 4	209	261	114	114	27	27	
DIV. I NON-CONF.	3- 4	209	0- 0	58	24	86	86	26	26	

TOTALS	RPI 1-25	RPI 26-50	W-L RECORDS	RPI 51-100	RPI 101-999	RPI 201+				
15- 8	0- 3	0- 0	OVERALL	1- 0	14- 5	13- 2				
7- 2	0- 0	0- 0	HOME	1- 0	6- 2	6- 1				
6- 6	0- 0	0- 0	AWAY	0- 0	6- 0	6- 0				
2- 0	0- 0	0- 0	NEUTRAL	0- 0	2- 0	1- 0				
3- 4	0- 3	0- 0	NON-CONFERENCE	0- 0	3- 1	2- 0				
1- 0	0- 0	0- 0	HOME	0- 0	1- 0	1- 0				
0- 4	0- 3	0- 0	AWAY	0- 0	0- 1	0- 0				
2- 0	0- 0	0- 0	NEUTRAL	0- 0	2- 0	1- 0				
12- 4	0- 0	0- 0	CONFERENCE	1- 0	11- 4	11- 2				
6- 2	0- 0	0- 0	HOME	1- 0	5- 2	5- 1				
6- 2	0- 0	0- 0	AWAY	0- 0	6- 2	6- 1				
0- 0	0- 0	0- 0	NEUTRAL	0- 0	0- 0	0- 0				

RPI 1-25				RPI 26-50				RPI 51-100				RPI 101+ Team's RPI: 114			
RPI	S	Opponent	Score	RPI	S	Opponent	Score	RPI	S	Opponent	Score	RPI	S	Opponent	Score
4	A	Baylor	55 86					92	H	Lamar University	51 39	123	A	SFA	46 59
9	A	Tennessee	34 77									123	H	SFA	50 55
16	A	Texas A&M	61 72									157	N	Clemson	53 47
												167	A	South Ala.	43 64
												224	A	A&M-Corpus Christi	58 50
												229	A	Nicholls St.	69 48
												229	H	Nicholls St.	60 42
												234	A	Abilene Christian	73 61
												234	H	Abilene Christian	63 45
												237	H	New Orleans	48 52
												286	N	North Dakota St.	68 45
												287	A	Southeastern La.	70 78
												287	H	Southeastern La.	63 47
												288	A	McNeese	51 45
												297	H	Alcorn	75 52
												306	A	Incarnate Word	57 35
												312	H	Houston Baptist	64 56
												334	A	Northwestern St.	61 53
												335	H	Sam Houston St.	69 44
LAST 12 Division I GAMES:															
234	A	Abilene Christian	73 61	334	A	Northwestern St.	61 53								
123	H	SFA	50 55	123	A	SFA	46 59								
229	H	Nicholls St.	60 42	234	H	Abilene Christian	63 45								
288	A	McNeese	51 45	237	H	New Orleans	48 52								
312	H	Houston Baptist	64 56	229	A	Nicholls St.	69 48								
287	A	Southeastern La.	70 78	306	A	Incarnate Word	57 35								

Non-Div I Games: Central Baptist 75 34 Williams Baptist 77 31 Crowley's Ridge 106 23 Hendrix 79 22 Central Ark.

Average RPI Win:	291	WON-LOST	WINNING	LAST 10	STRENGTH OF	OPP. STRENGTH	TEAM	ADJ.	CONF.	ADJ CONF.
Average RPI Loss:	179	RECORD	PCT. RANK	GAMES	SCHEDULE	OF SCHEDULE	RPI	RPI	RPI	RPI
DIV. I ONLY	6- 20	307	4- 6	181	305	295	295	29	29	
DIV. I NON-CONF.	0- 11	337	0- 0	61	200	292	292	29	29	
<hr/>										
TOTALS	RPI 1-25	RPI 26-50	W-L RECORDS	RPI 51-100	RPI 101-999	RPI 201+				
6- 20	0- 0	0- 1	OVERALL	0- 4	6- 15	6- 8				
4- 8	0- 0	0- 0	HOME	0- 1	4- 7	4- 4				
2- 12	0- 0	0- 1	AWAY	0- 3	2- 8	2- 4				
0- 0	0- 0	0- 0	NEUTRAL	0- 0	0- 0	0- 0				
0- 11	0- 0	0- 1	NON-CONFERENCE	0- 4	0- 6	0- 2				
0- 4	0- 0	0- 0	HOME	0- 1	0- 3	0- 1				
0- 7	0- 0	0- 1	AWAY	0- 3	0- 3	0- 1				
0- 0	0- 0	0- 0	NEUTRAL	0- 0	0- 0	0- 0				
6- 9	0- 0	0- 0	CONFERENCE	0- 0	6- 9	6- 6				
4- 4	0- 0	0- 0	HOME	0- 0	4- 4	4- 3				
2- 5	0- 0	0- 0	AWAY	0- 0	2- 5	2- 3				
0- 0	0- 0	0- 0	NEUTRAL	0- 0	0- 0	0- 0				

RPI 1-25				RPI 26-50				RPI 51-100				RPI 101+ Team's RPI: 295			
RPI	S	Opponent	Score	RPI	S	Opponent	Score	RPI	S	Opponent	Score	RPI	S	Opponent	Score
				34	A	Virginia	59 103	71	A	West Virginia	52 102	118	A	Saint Francis (PA)	59 87
								73	A	Duquesne	58 83	118	H	Saint Francis (PA)	75 85
								79	H	Albany (NY)	60 72	127	H	Yale	62 75
								87	A	Penn St.	66 83	129	A	Robert Morris	47 66
												144	A	Hartford	52 68
												179	H	Brown	55 78
												180	A	Stony Brook	55 60
												260	A	Sacred Heart	73 71
												260	H	Sacred Heart	69 59
												263	H	Morgan St.	41 61
												270	H	St. Francis Brooklyn	70 78
												272	H	LIU Brooklyn	54 61
												278	A	Fairleigh Dickinson	49 78
												278	H	Fairleigh Dickinson	76 56
												285	A	Bryant	50 66
												285	H	Bryant	66 59
												290	A	Vermont	48 62
												292	A	Mt. St. Mary's	56 76
												292	H	Mt. St. Mary's	56 68
												331	A	Wagner	66 64
												331	H	Wagner	59 56
<hr/>															
LAST 12 Division I GAMES:															
				118	H	Saint Francis (PA)	75 85	129	A	Robert Morris	47 66				
				292	A	Mt. St. Mary's	56 76	118	A	Saint Francis (PA)	59 87				
				331	A	Wagner	66 64	272	H	LIU Brooklyn	54 61				
				285	H	Bryant	66 59	270	H	St. Francis Brooklyn	70 78				
				278	H	Fairleigh Dickinson	76 56	278	A	Fairleigh Dickinson	49 78				
				260	A	Sacred Heart	73 71	260	H	Sacred Heart	69 59				

Non-Div I Games:

Central Conn. St.

Average RPI Win:	148	WON-LOST	WINNING	LAST 10	STRENGTH OF	OPP. STRENGTH	TEAM	ADJ.	CONF.	ADJ CONF.
Average RPI Loss:	46	RECORD	PCT. RANK	GAMES	SCHEDULE	OF SCHEDULE	RPI	RPI	RPI	RPI
DIV. I ONLY	22- 4	13	9- 1	90	81	27	27	7	7	
DIV. I NON-CONF.	7- 3	74	0- 0	183	67	90	90	8	8	

TOTALS	RPI 1-25	RPI 26-50	W-L RECORDS	RPI 51-100	RPI 101-999	RPI 201+				
22- 4	1- 1	1- 1	OVERALL	4- 2	16- 0	7- 0				
10- 2	1- 0	0- 1	HOME	2- 1	7- 0	3- 0				
10- 2	0- 1	1- 0	AWAY	2- 1	7- 0	3- 0				
2- 0	0- 0	0- 0	NEUTRAL	0- 0	2- 0	1- 0				
7- 3	0- 0	0- 1	NON-CONFERENCE	0- 2	7- 0	3- 0				
2- 2	0- 0	0- 1	HOME	0- 1	2- 0	1- 0				
3- 1	0- 0	0- 0	AWAY	0- 1	3- 0	1- 0				
2- 0	0- 0	0- 0	NEUTRAL	0- 0	2- 0	1- 0				
15- 1	1- 1	1- 0	CONFERENCE	4- 0	9- 0	4- 0				
8- 0	1- 0	0- 0	HOME	2- 0	5- 0	2- 0				
7- 1	0- 1	1- 0	AWAY	2- 0	4- 0	2- 0				
0- 0	0- 0	0- 0	NEUTRAL	0- 0	0- 0	0- 0				

RPI 1-25				RPI 26-50				Team's RPI: 27				RPI 51-100				RPI 101+			
RPI	S	Opponent	Score	RPI	S	Opponent	Score	RPI	S	Opponent	Score	RPI	S	Opponent	Score	RPI	S	Opponent	Score
14	A	Buffalo	82 85	36	A	Ball St.	69 65	55	H	Purdue	69 79	115	N	Iowa St.	81 60				
14	H	Buffalo	86 79	43	H	Quinnipiac	70 84	63	H	Toledo	85 47	116	A	Western Mich.	78 62				
								73	A	Duquesne	61 64	116	H	Western Mich.	74 70				
								82	A	Ohio	74 72	121	A	Northern Ill.	81 78				
								82	H	Ohio	82 58	121	H	Northern Ill.	91 77				
								84	A	Miami (OH)	84 66	136	H	Vanderbilt	92 75				
												163	H	Kent St.	88 84				
												165	A	SIUE	94 56				
												189	A	Oakland	103 85				
												209	H	Bowling Green	90 54				
												210	A	Eastern Mich.	95 72				
												210	H	Eastern Mich.	95 82				
												215	A	Akron	95 86				
												256	A	Indiana St.	77 67				
												268	N	San Diego St.	85 76				
												274	H	Col. of Charleston	79 58				

LAST 12 Division I GAMES:																			
116	A	Western Mich.	78 62	210	A	Eastern Mich.	95 72	14	H	Buffalo	86 79	116	H	Western Mich.	74 70				
121	H	Northern Ill.	91 77	116	H	Western Mich.	74 70	215	A	Akron	95 86	121	A	Northern Ill.	81 78				
210	H	Eastern Mich.	95 82	14	A	Buffalo	82 85	163	H	Kent St.	88 84								
14	A	Buffalo	82 85	63	H	Toledo	85 47												
63	H	Toledo	85 47	82	A	Ohio	74 72												

Non-Div I Games: Aquinas 96 47

Central Mich.

Average RPI Win:	309	WON-LOST	WINNING	LAST 10	STRENGTH OF	OPP. STRENGTH	TEAM	ADJ.	CONF.	ADJ CONF.
Average RPI Loss:	193	RECORD	PCT. RANK	GAMES	SCHEDULE	OF SCHEDULE	RPI	RPI	RPI	RPI
DIV. I ONLY	7- 17	276	3- 7	301	325	314	314	26	26	
DIV. I NON-CONF.	2- 6	280	0- 0	339	246	337	337	28	28	

TOTALS	RPI 1-25	RPI 26-50	W-L RECORDS	RPI 51-100	RPI 101-999	RPI 201+				
7- 17	0- 0	0- 0	OVERALL	0- 3	7- 14	7- 8				
4- 7	0- 0	0- 0	HOME	0- 1	4- 6	4- 4				
3- 9	0- 0	0- 0	AWAY	0- 0	3- 4	3- 2				
0- 1	0- 0	0- 0	NEUTRAL	0- 0	0- 1	0- 0				
2- 6	0- 0	0- 0	NON-CONFERENCE	0- 1	2- 5	2- 3				
1- 2	0- 0	0- 0	HOME	0- 0	1- 2	1- 2				
1- 3	0- 0	0- 0	AWAY	0- 1	1- 2	1- 1				
0- 1	0- 0	0- 0	NEUTRAL	0- 0	0- 1	0- 0				
5- 11	0- 0	0- 0	CONFERENCE	0- 2	5- 9	5- 5				
3- 5	0- 0	0- 0	HOME	0- 1	3- 4	3- 2				
2- 6	0- 0	0- 0	AWAY	0- 1	2- 5	2- 3				
0- 0	0- 0	0- 0	NEUTRAL	0- 0	0- 0	0- 0				

RPI 1-25				RPI 26-50				RPI 51-100				RPI 101+				Team's RPI: 314
RPI	S	Opponent	Score	RPI	S	Opponent	Score	RPI	S	Opponent	Score	RPI	S	Opponent	Score	
								64	A	Georgi a Tech	51 78	144	N	Hartford	43 62	
								85	A	Li berty	53 63	149	A	Radford	57 74	
								85	H	Li berty	57 95	149	H	Radford	56 61	
												157	A	Clemson	30 66	
												193	A	Hi gh Point	49 52	
												193	H	Hi gh Point	74 75	
												218	A	Gardner-Webb	52 68	
												218	H	Gardner-Webb	59 75	
												226	A	UNC Asheville	69 71	
												226	H	UNC Asheville	61 78	
												250	A	Presbyter ian	64 61	
												261	H	Li pscomb	54 58	
												269	A	Campbel l	49 58	
												269	H	Campbel l	63 59	
												298	A	Wofford	68 45	
												308	A	FIU	70 77	
												316	H	Coppin St.	72 58	
												328	H	South Carolina St.	58 60	
												343	H	Winthrop	81 45	
												344	A	Longwood	78 61	
												344	H	Longwood	73 57	

LAST 12 Division I GAMES:																
				85	H	Li berty	57 95	344	A	Longwood	78 61					
				193	A	Hi gh Point	49 52	250	A	Presbyter ian	64 61					
				218	H	Gardner-Webb	59 75	193	H	Hi gh Point	74 75					
				226	A	UNC Asheville	69 71	226	H	UNC Asheville	61 78					
				149	A	Radford	57 74	218	A	Gardner-Webb	52 68					
				269	H	Campbel l	63 59	343	H	Winthrop	81 45					

Non-Div I Games: Southern Wesleyan 94 56 Erskine 79 43

Charleston So.

Average RPI Win:	228	WON-LOST	WINNING	LAST 10	STRENGTH OF	OPP. STRENGTH	TEAM	ADJ.	CONF.	ADJ CONF.
Average RPI Loss:	116	RECORD	PCT. RANK	GAMES	SCHEDULE	OF SCHEDULE	RPI	RPI	RPI	RPI
DIV. I ONLY	12- 15	209	6- 4	100	168	155	155	18	18	
DIV. I NON-CONF.	4- 9	249	0- 0	103	105	220	220	20	20	

TOTALS	RPI 1-25	RPI 26-50	W-L RECORDS	RPI 51-100	RPI 101-999	RPI 201+				
12- 15	0- 1	0- 3	OVERALL	2- 1	10- 10	9- 2				
7- 4	0- 0	0- 1	HOME	1- 1	6- 2	6- 0				
5- 9	0- 0	0- 1	AWAY	1- 0	4- 8	3- 2				
0- 2	0- 1	0- 1	NEUTRAL	0- 0	0- 0	0- 0				
4- 9	0- 1	0- 2	NON-CONFERENCE	1- 1	3- 5	3- 1				
3- 2	0- 0	0- 1	HOME	1- 1	2- 0	2- 0				
1- 5	0- 0	0- 0	AWAY	0- 0	1- 5	1- 1				
0- 2	0- 1	0- 1	NEUTRAL	0- 0	0- 0	0- 0				
8- 6	0- 0	0- 1	CONFERENCE	1- 0	7- 5	6- 1				
4- 2	0- 0	0- 0	HOME	0- 0	4- 2	4- 0				
4- 4	0- 0	0- 1	AWAY	1- 0	3- 3	2- 1				
0- 0	0- 0	0- 0	NEUTRAL	0- 0	0- 0	0- 0				

RPI 1-25				RPI 26-50				RPI 51-100				RPI 101+ Team's RPI: 155			
RPI	S	Opponent	Score	RPI	S	Opponent	Score	RPI	S	Opponent	Score	RPI	S	Opponent	Score
17	N	Iowa	64 77	32	N	South Dakota St.	70 71	54	H	Mercer	74 90	102	H	Rice	55 62
				41	H	Rutgers	54 77	73	H	Duquesne	75 72	107	A	Middle Tenn.	45 64
				42	A	Western Ky.	61 83	83	A	UAB	80 71	107	H	Middle Tenn.	53 54
												108	A	Wake Forest	69 71
												137	A	Arkansas	72 73
												140	A	Louisiana Tech	64 51
												176	A	Davidson	66 68
												190	A	Wisconsin	66 80
												195	A	UTEP	58 67
												207	A	East Carolina	55 58
												208	A	Southern Miss.	85 79
												208	H	Southern Miss.	66 56
												222	A	North Texas	68 73
												226	A	UNC Asheville	51 47
												267	H	UTSA	88 75
												280	A	Old Dominion	63 60
												301	H	Marshall	67 61
												308	H	FIU	80 57
												316	H	Coppin St.	78 49
												328	H	South Carolina St.	64 49
LAST 12 Division I GAMES:															
107	H	Middle Tenn.	53 54	301	H	Marshall	67 61	107	A	Middle Tenn.	45 64				
42	A	Western Ky.	61 83	107	A	Southern Miss.	85 79	208	A	Southern Miss.	85 79				
83	A	UAB	80 71	102	H	Rice	55 62	222	A	North Texas	68 73				
140	A	Louisiana Tech	64 51	195	A	UTEP	58 67								
267	H	UTSA	88 75												
308	H	FIU	80 57												

Non-Div I Games:

Charlotte

Loss,
Non-Conf,
S Site,
H Home
A Away
N Neutral

Chattanooga

Through Games Of Feb. 25, 2018

Average RPI Win:	194	WON-LOST	WINNING	LAST 10	STRENGTH OF	OPP. STRENGTH	TEAM	ADJ.	CONF.	ADJ CONF.
Average RPI Loss:	95	RECORD	PCT. RANK	GAMES	SCHEDULE	OF SCHEDULE	RPI	RPI	RPI	RPI
DIV. I ONLY	17- 11	107	5- 5	105	113	99	99	17	17	
DIV. I NON-CONF.	9- 5	99	0- 0	43	46	59	59	17	17	

TOTALS	RPI 1-25	RPI 26-50	W-L RECORDS	RPI 51-100	RPI 101-999	RPI 201+				
17- 11	0- 1	1- 2	OVERALL	2- 3	14- 5	8- 0				
8- 5	0- 0	1- 1	HOME	0- 2	7- 2	5- 0				
6- 5	0- 1	0- 0	AWAY	1- 1	5- 3	3- 0				
3- 1	0- 0	0- 1	NEUTRAL	1- 0	2- 0	0- 0				
9- 5	0- 1	1- 2	NON-CONFERENCE	2- 1	6- 1	2- 0				
4- 2	0- 0	1- 1	HOME	0- 1	3- 0	2- 0				
2- 2	0- 1	0- 0	AWAY	1- 0	1- 1	0- 0				
3- 1	0- 0	0- 1	NEUTRAL	1- 0	2- 0	0- 0				
8- 6	0- 0	0- 0	CONFERENCE	0- 2	8- 4	6- 0				
4- 3	0- 0	0- 0	HOME	0- 1	4- 2	3- 0				
4- 3	0- 0	0- 0	AWAY	0- 1	4- 2	3- 0				
0- 0	0- 0	0- 0	NEUTRAL	0- 0	0- 0	0- 0				

RPI	S	Opponent	Score	RPI	S	Opponent	Score	RPI	S	Opponent	Score	RPI	S	Opponent	Score
22	A	Green Bay	30 60	33	N	Princeton	49 59	53	A	Indiana	64 61	111	N	Georgetown	54 41
				44	H	UCF	57 58	54	A	Mercer	56 65	113	A	ETSU	58 65
				50	H	FGCU	68 61	54	H	Mercer	50 71	113	H	ETSU	55 61
								76	H	Virginia Tech	44 64	156	A	Florida	65 60
								98	N	Auburn	50 41	170	N	Northwestern	61 44
												171	A	Samford	71 65
												171	H	Samford	68 58
												175	A	Furman	57 58
												175	H	Furman	45 50
												178	H	UT Martin	87 82
												185	A	Stetson	67 78
												202	H	Hampton	64 52
												227	A	UNCG	73 57
												227	H	UNCG	49 42
												250	H	Presbyterian	71 51
												298	A	Wofford	54 47
												298	H	Wofford	76 46
												318	A	Western Caro.	58 41
												318	H	Western Caro.	47 32
LAST 12 Division I GAMES:															
171	A	Samford	71 65	318	A	Western Caro.	58 41								
54	A	Mercer	56 65	54	H	Mercer	50 71								
298	H	Wofford	76 46	171	H	Samford	68 58								
175	H	Furman	45 50	175	A	Furman	57 58								
113	H	ETSU	55 61	298	A	Wofford	54 47								
227	A	UNCG	73 57	113	A	ETSU	58 65								

Non-Div I Games:

Chattanooga

Loss,
Non-Conf,
S Site,
H Home
A Away
N Neutral

Average RPI Win:	322	WON-LOST	WINNING	LAST 10	STRENGTH OF	OPP. STRENGTH	TEAM	ADJ.	CONF.	ADJ CONF.
Average RPI Loss:	208	RECORD	PCT. RANK	GAMES	SCHEDULE	OF SCHEDULE	RPI	RPI	RPI	RPI
DIV. I ONLY	1- 27	349	1- 9	251	333	345	345	30	30	
DIV. I NON-CONF.	0- 15	337	0- 0	208	262	340	340	31	31	

TOTALS	RPI 1-25	RPI 26-50	W-L RECORDS	RPI 51-100	RPI 101-999	RPI 201+				
1- 27	0- 0	0- 0	OVERALL	0- 2	1- 25	1- 16				
0- 13	0- 0	0- 0	HOME	0- 0	0- 13	0- 8				
1- 13	0- 0	0- 0	AWAY	0- 2	1- 11	1- 8				
0- 1	0- 0	0- 0	NEUTRAL	0- 0	0- 1	0- 0				
0- 15	0- 0	0- 0	NON-CONFERENCE	0- 2	0- 13	0- 4				
0- 7	0- 0	0- 0	HOME	0- 0	0- 7	0- 2				
0- 7	0- 0	0- 0	AWAY	0- 2	0- 5	0- 2				
0- 1	0- 0	0- 0	NEUTRAL	0- 0	0- 1	0- 0				
1- 12	0- 0	0- 0	CONFERENCE	0- 0	1- 12	1- 12				
0- 6	0- 0	0- 0	HOME	0- 0	0- 6	0- 6				
1- 6	0- 0	0- 0	AWAY	0- 0	1- 6	1- 6				
0- 0	0- 0	0- 0	NEUTRAL	0- 0	0- 0	0- 0				

RPI 1-25				RPI 26-50				RPI 51-100				RPI 101+				Team's RPI: 345	
RPI	S	Opponent	Score	RPI	S	Opponent	Score	RPI	S	Opponent	Score	RPI	S	Opponent	Score		
								91	A	Kansas St.	51	99	101	A	Western Ill.	54	71
								96	A	Wright St.	39	84	101	H	Western Ill.	45	83
													117	H	Milwaukee	59	84
													121	H	Northern Ill.	59	80
													139	A	Wichita St.	63	66
													166	A	Pittsburgh	49	87
													170	H	Northwestern	36	63
													181	N	Oral Roberts	43	73
													187	H	Morehead St.	40	79
													205	A	CSU Bakersfield	49	63
													205	H	CSU Bakersfield	36	63
													220	A	New Mexico St.	59	74
													220	H	New Mexico St.	55	63
													221	A	Illinois	56	66
													223	A	Seattle U	60	72
													223	H	Seattle U	56	63
													258	A	Grand Canyon	36	64
													258	H	Grand Canyon	43	59
													283	A	UMKC	47	106
													293	A	Valparaiso	60	71
													303	H	Jackson St.	69	87
													304	H	Loyola Chicago	28	46
													307	A	UTRGV	44	81
													307	H	UTRGV	62	69
													322	A	Utah Valley	84	74
													322	H	Utah Valley	30	68

LAST 12 Division I GAMES:																	
				307	H	UTRGV	62	69				205	H	CSU Bakersfield	36	63	
				220	H	New Mexico St.	55	63				307	A	UTRGV	44	81	
				283	A	UMKC	47	106				205	A	CSU Bakersfield	49	63	
				223	A	Seattle U	60	72				258	A	Grand Canyon	36	64	
				322	A	Utah Valley	84	74				322	H	Utah Valley	30	68	
				258	H	Grand Canyon	43	59				223	H	Seattle U	56	63	

Non-Div I Games:

Chicago St.

C
l
e
m
s
o
n

Clemson				Through Games Of Feb. 25, 2018							
Average RPI	Win:	245	WON-LOST	WINNING	LAST 10	STRENGTH OF	OPP. STRENGTH	TEAM	ADJ.	CONF.	ADJ CONF.
Average RPI	Loss:	50	RECORD	PCT. RANK	GAMES	SCHEDULE	OF SCHEDULE	RPI	RPI	RPI	RPI
DIV. I ONLY			11- 18	240	0- 10	60	61	157	157	1	1
DIV. I NON-CONF.			10- 3	52	0- 0	215	278	106	106	1	1

TOTALS		RPI 1-25		RPI 26-50		W-L RECORDS		RPI 51-100	RPI 101-999	RPI 201+	
11- 18		0- 8		0- 3		OVERALL		1- 3	10- 4	7- 0	
7- 8		0- 4		0- 1		HOME		0- 1	7- 2	5- 0	
3- 8		0- 3		0- 2		AWAY		1- 2	2- 1	1- 0	
1- 2		0- 1		0- 0		NEUTRAL		0- 0	1- 1	1- 0	
10- 3		0- 2		0- 0		NON-CONFERENCE		1- 0	9- 1	7- 0	
6- 1		0- 1		0- 0		HOME		0- 0	6- 0	5- 0	
3- 0		0- 0		0- 0		AWAY		1- 0	2- 0	1- 0	
1- 2		0- 1		0- 0		NEUTRAL		0- 0	1- 1	1- 0	
1- 15		0- 6		0- 3		CONFERENCE		0- 3	1- 3	0- 0	
1- 7		0- 3		0- 1		HOME		0- 1	1- 2	0- 0	
0- 8		0- 3		0- 2		AWAY		0- 2	0- 1	0- 0	
0- 0		0- 0		0- 0		NEUTRAL		0- 0	0- 0	0- 0	

RPI 1-25				RPI 26-50				RPI 51-100				RPI 101+ Team' s RPI : 157			
RPI	S	Opponent	Score	RPI	S	Opponent	Score	RPI	S	Opponent	Score	RPI	S	Opponent	Score
1	A	Notre Dame	37 90	30	A	Syracuse	51 86	64	A	Georgi a Tech	33 66	108	H	Wake Forest	55 61
5	A	Loui sville	46 65	34	A	Vi rgi ni a	41 70	64	H	Georgi a Tech	48 60	110	A	North Carolina	52 59
7	A	Flori da St.	43 91	48	H	Mi ami (FL)	60 72	65	A	Nebraska	67 66	114	N	Central Ark.	47 53
7	H	Flori da St.	47 69					76	A	Vi rgi ni a Tech	45 53	140	A	Loui si ana Tech	55 47
12	H	Duke	35 60									166	H	Pittsburgh	42 58
14	N	Buffalo	41 61									183	H	Jacksonville St.	53 45
15	H	South Carolina	36 66									194	H	Boston College	65 61
21	H	NC State	41 62									252	H	Prairie View	64 58
												291	H	Monmouth	57 54
												299	H	Kennesaw St.	41 28
												308	A	FIU	67 65
												314	H	Charleston So.	66 30
												320	N	Detroit Mercy	72 44
												328	H	South Carolina St.	56 48
LAST 12 Division I GAMES:															
108	H	Wake Forest	55 61	166	H	Pittsburgh	42 58								
76	A	Virginia Tech	45 53	21	H	NC State	41 62								
7	A	Florida St.	43 91	30	A	Syracuse	51 86								
12	H	Duke	35 60	1	A	Notre Dame	37 90								
5	A	Loui sville	46 65	194	H	Boston College	65 61								
64	H	Georgi a Tech	48 60	48	H	Mi ami (FL)	60 72								

Non-Div I Games:

Clemson

C
l
e
m
s
o
n

Average RPI Win:	223	WON-LOST	WINNING	LAST 10	STRENGTH OF	OPP. STRENGTH	TEAM	ADJ.	CONF.	ADJ CONF.
Average RPI Loss:	95	RECORD	PCT. RANK	GAMES	SCHEDULE	OF SCHEDULE	RPI	RPI	RPI	RPI
DIV. I ONLY	19- 10	87	7- 3	182	162	109	109	11	11	
DIV. I NON-CONF.	8- 3	65	0- 0	246	193	111	111	14	14	

TOTALS	RPI 1-25	RPI 26-50	W-L RECORDS	RPI 51-100	RPI 101-999	RPI 201+				
19- 10	1- 1	0- 1	OVERALL	3- 3	15- 5	12- 0				
10- 4	1- 0	0- 1	HOME	2- 1	7- 2	6- 0				
8- 5	0- 1	0- 0	AWAY	1- 2	7- 2	6- 0				
1- 1	0- 0	0- 0	NEUTRAL	0- 0	1- 1	0- 0				
8- 3	0- 0	0- 1	NON-CONFERENCE	1- 1	7- 1	6- 0				
4- 1	0- 0	0- 1	HOME	1- 0	3- 0	3- 0				
3- 1	0- 0	0- 0	AWAY	0- 1	3- 0	3- 0				
1- 1	0- 0	0- 0	NEUTRAL	0- 0	1- 1	0- 0				
11- 7	1- 1	0- 0	CONFERENCE	2- 2	8- 4	6- 0				
6- 3	1- 0	0- 0	HOME	1- 1	4- 2	3- 0				
5- 4	0- 1	0- 0	AWAY	1- 1	4- 2	3- 0				
0- 0	0- 0	0- 0	NEUTRAL	0- 0	0- 0	0- 0				

RPI 1-25				RPI 26-50				RPI 51-100				RPI 101+ Team's RPI: 109			
RPI	S	Opponent	Score	RPI	S	Opponent	Score	RPI	S	Opponent	Score	RPI	S	Opponent	Score
22	A	Green Bay	43 69	36	H	Ball St.	64 76	63	A	Toledo	56 65	117	A	Milwaukee	72 79
22	H	Green Bay	71 60					81	A	IUPUI	56 94	117	H	Milwaukee	63 69
								81	H	IUPUI	64 77	126	N	Saint Louis	64 80
								82	H	Ohio	71 64	154	A	Youngstown St.	69 76
								96	A	Wright St.	70 63	154	H	Youngstown St.	52 66
								96	H	Wright St.	71 70	162	N	Louisiana	54 45
												189	A	Oakland	86 66
												189	H	Oakland	70 62
												210	H	Eastern Mich.	77 65
												228	A	Niagara	70 61
												248	A	Illinois St.	56 47
												254	A	Northern Ky.	70 65
												254	H	Northern Ky.	72 49
												259	A	Bradley	67 65
												301	H	Marshall	85 76
												320	A	Detroit Mercy	90 76
												320	H	Detroit Mercy	75 50
												327	A	Ill.-Chicago	64 42
												327	H	Ill.-Chicago	70 67
												346	H	Eastern Ill.	77 69

LAST 12 Division I GAMES:															
154	A	Youngstown St.	69 76	189	A	Oakland	86 66	320	A	Detroit Mercy	90 76	254	H	Northern Ky.	72 49
96	A	Wright St.	70 63	320	A	Detroit Mercy	90 76	254	H	Northern Ky.	72 49	96	H	Wright St.	71 70
117	H	Milwaukee	63 69	254	H	Northern Ky.	72 49	96	H	Wright St.	71 70	154	H	Youngstown St.	52 66
22	H	Green Bay	71 60	96	H	Wright St.	71 70	154	H	Youngstown St.	52 66	254	A	Northern Ky.	70 65
81	A	IUPUI	56 94	154	H	Youngstown St.	52 66	254	A	Northern Ky.	70 65				
327	A	Ill.-Chicago	64 42	254	A	Northern Ky.	70 65								

Non-Div I Games:

Cleveland and St.

Loss,
Non-Conf,
S Site,
H Home
A Away
N Neutral

Average RPI Win:	241	WON-LOST	WINNING	LAST 10	STRENGTH OF	OPP. STRENGTH	TEAM	ADJ.	CONF.	ADJ CONF.
Average RPI Loss:	170	RECORD	PCT. RANK	GAMES	SCHEDULE	OF SCHEDULE	RPI	RPI	RPI	RPI
DIV. I ONLY	13- 13	176	5- 5	241	272	235	235	22	22	
DIV. I NON-CONF.	4- 5	202	0- 0	329	256	327	327	23	23	

TOTALS	RPI 1-25	RPI 26-50	W-L RECORDS	RPI 51-100	RPI 101-999	RPI 201+				
13- 13	0- 0	0- 1	OVERALL	0- 1	13- 11	8- 5				
11- 4	0- 0	0- 0	HOME	0- 0	11- 4	7- 3				
2- 6	0- 0	0- 0	AWAY	0- 0	2- 6	1- 1				
0- 3	0- 0	0- 1	NEUTRAL	0- 1	0- 1	0- 1				
4- 5	0- 0	0- 1	NON-CONFERENCE	0- 1	4- 3	4- 3				
4- 2	0- 0	0- 0	HOME	0- 0	4- 2	4- 2				
0- 0	0- 0	0- 0	AWAY	0- 0	0- 0	0- 0				
0- 3	0- 0	0- 1	NEUTRAL	0- 1	0- 1	0- 1				
9- 8	0- 0	0- 0	CONFERENCE	0- 0	9- 8	4- 2				
7- 2	0- 0	0- 0	HOME	0- 0	7- 2	3- 1				
2- 6	0- 0	0- 0	AWAY	0- 0	2- 6	1- 1				
0- 0	0- 0	0- 0	NEUTRAL	0- 0	0- 0	0- 0				

RPI 1-25				RPI 26-50				RPI 51-100				RPI 101+				Team's RPI: 235
RPI	S	Opponent	Score	RPI	S	Opponent	Score	RPI	S	Opponent	Score	RPI	S	Opponent	Score	
				30	N	Syracuse	57 69	65	N	Nebraska	47 55	103	A	Little Rock	44 53	
												103	H	Little Rock	49 51	
												142	A	Texas St.	69 78	
												142	H	Texas St.	65 64	
												162	A	Louisiana	55 59	
												167	A	South Ala.	62 68	
												167	H	South Ala.	71 56	
												168	A	UT Arlington	63 65	
												168	H	UT Arlington	89 76	
												169	A	Troy	97 92	
												169	H	Troy	84 71	
												213	A	Arkansas St.	73 65	
												213	H	Arkansas St.	63 70	
												222	N	North Texas	34 50	
												227	H	UNCG	54 60	
												255	H	UNCW	57 41	
												273	H	Appalachian St.	73 68	
												274	H	Col. of Charleston	70 72	
												298	H	Wofford	67 51	
												309	H	Georgia St.	64 49	
												324	H	N. C. Central	68 65	
												325	H	Fort Wayne	67 58	
												326	H	Ga. Southern	54 51	
												336	A	La. -Monroe	56 62	
LAST 12 Division I GAMES:																
				213	A	Arkansas St.	73 65	142	A	Texas St.	69 78					
				103	A	Little Rock	44 53	103	H	Little Rock	49 51					
				167	H	South Ala.	71 56	213	H	Arkansas St.	63 70					
				169	H	Troy	84 71	169	A	Troy	97 92					
				273	H	Appalachian St.	73 68	167	A	South Ala.	62 68					
				168	A	UT Arlington	63 65	309	H	Georgia St.	64 49					

Non-Div I Games: Lees-McRae 73 47 Allen 93 49

Coastal Caro.

Average RPI Win:	260	WON-LOST	WINNING	LAST 10	STRENGTH OF	OPP. STRENGTH	TEAM	ADJ.	CONF.	ADJ CONF.
Average RPI Loss:	137	RECORD	PCT. RANK	GAMES	SCHEDULE	OF SCHEDULE	RPI	RPI	RPI	RPI
DIV. I ONLY	6- 22	313	1- 9	149	157	274	274	10	10	
DIV. I NON-CONF.	4- 7	226	0- 0	197	184	230	230	12	12	

TOTALS	RPI 1-25	RPI 26-50	W-L RECORDS	RPI 51-100	RPI 101-999	RPI 201+				
6- 22	0- 1	0- 2	OVERALL	0- 5	6- 14	6- 6				
2- 12	0- 0	0- 1	HOME	0- 2	2- 9	2- 5				
4- 10	0- 1	0- 1	AWAY	0- 3	4- 5	4- 1				
0- 0	0- 0	0- 0	NEUTRAL	0- 0	0- 0	0- 0				
4- 7	0- 1	0- 1	NON-CONFERENCE	0- 1	4- 4	4- 2				
2- 3	0- 0	0- 0	HOME	0- 0	2- 3	2- 2				
2- 4	0- 1	0- 1	AWAY	0- 1	2- 1	2- 0				
0- 0	0- 0	0- 0	NEUTRAL	0- 0	0- 0	0- 0				
2- 15	0- 0	0- 1	CONFERENCE	0- 4	2- 10	2- 4				
0- 9	0- 0	0- 1	HOME	0- 2	0- 6	0- 3				
2- 6	0- 0	0- 0	AWAY	0- 2	2- 4	2- 1				
0- 0	0- 0	0- 0	NEUTRAL	0- 0	0- 0	0- 0				

RPI 1-25				RPI 26-50				RPI 51-100				RPI 101+				Team's RPI: 274
RPI	S	Opponent	Score	RPI	S	Opponent	Score	RPI	S	Opponent	Score	RPI	S	Opponent	Score	
15	A	South Carolina	43 69	27	A	Central Mich.	58 79	51	A	Elon	44 97	108	H	Wake Forest	40 77	
				47	H	Drexel	53 80	51	H	Elon	55 77	112	A	Delaware	51 79	
								61	A	Michigan St.	43 107	112	H	Delaware	59 68	
								67	A	James Madison	53 67	133	A	Northeastern	37 59	
								67	H	James Madison	45 67	133	H	Northeastern	48 67	
												158	A	William & Mary	66 79	
												158	H	William & Mary	54 68	
												175	A	Furman	58 72	
												235	A	Coastal Caro.	72 70	
												239	A	Hofstra	60 65	
												239	H	Hofstra	60 75	
												247	A	North Florida	73 69	
												255	A	UNCW	72 63	
												255	H	UNCW	60 76	
												261	H	Lipscomb	85 69	
												266	A	Towson	80 67	
												266	H	Towson	58 83	
												269	H	Campbell	45 53	
												273	H	Appalachian St.	70 76	
												298	H	Wofford	59 51	

LAST 12 Division I GAMES:																
133	H	Northeastern	48 67	51	H	Elon	55 77									
255	H	UNCW	60 76	67	A	James Madison	53 67									
112	A	Delaware	51 79	158	A	William & Mary	66 79									
51	A	Elon	44 97	266	H	Towson	58 83									
255	A	UNCW	72 63	67	H	James Madison	45 67									
47	H	Drexel	53 80	239	A	Hofstra	60 65									

Non-Div I Games:

Col. of Charleston

C
o
l
l
e
g
e

Colgate				Through Games Of Feb. 25, 2018						
Average RPI Win:	264	WON-LOST	WINNING	LAST 10	STRENGTH OF	OPP. STRENGTH	TEAM	ADJ.	CONF.	ADJ CONF.
Average RPI Loss:	157	RECORD	PCT. RANK	GAMES	SCHEDULE	OF SCHEDULE	RPI	RPI	RPI	RPI
DIV. I ONLY	6- 22	313	2- 8	166	228	281	281	15	15	
DIV. I NON-CONF.	4- 7	226	0- 0	254	308	239	239	18	18	

TOTALS	RPI 1-25	RPI 26-50	W-L RECORDS	RPI 51-100	RPI 101-999	RPI 201+				
6- 22	0- 0	0- 1	OVERALL	0- 7	6- 14	5- 8				
2- 10	0- 0	0- 0	HOME	0- 3	2- 7	2- 3				
4- 12	0- 0	0- 1	AWAY	0- 4	4- 7	3- 5				
0- 0	0- 0	0- 0	NEUTRAL	0- 0	0- 0	0- 0				
4- 7	0- 0	0- 1	NON-CONFERENCE	0- 1	4- 5	4- 2				
1- 3	0- 0	0- 0	HOME	0- 0	1- 3	1- 1				
3- 4	0- 0	0- 1	AWAY	0- 1	3- 2	3- 1				
0- 0	0- 0	0- 0	NEUTRAL	0- 0	0- 0	0- 0				
2- 15	0- 0	0- 0	CONFERENCE	0- 6	2- 9	1- 6				
1- 7	0- 0	0- 0	HOME	0- 3	1- 4	1- 2				
1- 8	0- 0	0- 0	AWAY	0- 3	1- 5	0- 4				
0- 0	0- 0	0- 0	NEUTRAL	0- 0	0- 0	0- 0				

RPI 1-25				RPI 26-50				RPI 51-100				RPI 101+ Team's RPI: 281			
RPI	S	Opponent	Score	RPI	S	Opponent	Score	RPI	S	Opponent	Score	RPI	S	Opponent	Score
				30	A	Syracuse	39 79	57	A	Arizona St.	54 65	127	A	Yale	56 82
								60	A	Ameri can	44 67	160	A	Army West Point	49 69
								60	H	Ameri can	55 77	160	H	Army West Point	54 62
								88	A	Navy	54 70	179	H	Brown	73 83
								88	H	Navy	42 69	184	A	Lehi gh	54 48
								93	A	Bucknel I	57 77	184	H	Lehi gh	51 59
								93	H	Bucknel I	42 63	196	H	Si ena	70 73
												212	A	Boston U.	64 66
												212	H	Boston U.	49 62
												228	H	Ni agara	44 81
												231	A	Lafayette	48 63
												236	A	Loyol a Maryl and	55 70
												236	H	Loyol a Maryl and	71 60
												244	A	Hol y Cross	52 61
												244	H	Hol y Cross	64 71
												266	A	Towson	65 61
												271	A	Cornel I	74 70
												278	A	Fai r l ei gh Di cki nson	51 61
												279	A	Can i si us	70 63
												347	H	UMass Lowel I	84 64

LAST 12 Division I GAMES:															
				244	A	Hol y Cross	52 61	88	H	Navy	42 69				
				160	A	Army West Point	49 69	60	A	Ameri can	44 67				
				236	H	Loyol a Maryl and	71 60	160	H	Army West Point	54 62				
				184	A	Lehi gh	54 48	236	A	Loyol a Maryl and	55 70				
				93	H	Bucknel I	42 63	184	H	Lehi gh	51 59				
				212	A	Boston U.	64 66	93	A	Bucknel I	57 77				

Non-Div I Games:

Colgate

Loss, Non-Conf, S Site, H Home A Away N Neutral

C
o
l
l
e
g
e

C
o
l
o
r
a
d
o

Col orado				Through Games Of Feb. 25, 2018								
Average RPI	Win:	191	WON-LOST	WINNING	LAST 10	STRENGTH OF	OPP. STRENGTH	TEAM	ADJ.	CONF.	ADJ CONF.	
Average RPI	Loss:	68	RECORD	PCT. RANK	GAMES	SCHEDULE	OF SCHEDULE	RPI	RPI	RPI	RPI	
DIV. I ONLY		13- 15	198	3- 7		134	34	150	150	5	5	
DIV. I NON-CONF.		8- 2	44	0- 0		251	103	85	85	3	3	

TOTALS		RPI 1-25		RPI 26-50		W-L RECORDS		RPI 51-100		RPI 101-999		RPI 201+
13- 15		0- 4		1- 4		OVERALL		1- 3		11- 4		5- 1
8- 7		0- 2		1- 2		HOME		0- 2		7- 1		4- 0
5- 8		0- 2		0- 2		AWAY		1- 1		4- 3		1- 1
0- 0		0- 0		0- 0		NEUTRAL		0- 0		0- 0		0- 0
8- 2		0- 0		1- 0		NON-CONFERENCE		0- 0		7- 2		4- 0
5- 1		0- 0		1- 0		HOME		0- 0		4- 1		3- 0
3- 1		0- 0		0- 0		AWAY		0- 0		3- 1		1- 0
0- 0		0- 0		0- 0		NEUTRAL		0- 0		0- 0		0- 0
5- 13		0- 4		0- 4		CONFERENCE		1- 3		4- 2		1- 1
3- 6		0- 2		0- 2		HOME		0- 2		3- 0		1- 0
2- 7		0- 2		0- 2		AWAY		1- 1		1- 2		0- 1
0- 0		0- 0		0- 0		NEUTRAL		0- 0		0- 0		0- 0

RPI 1-25				RPI 26-50				RPI 51-100				RPI 101+ Team's RPI: 150			
RPI	S	Opponent	Score	RPI	S	Opponent	Score	RPI	S	Opponent	Score	RPI	S	Opponent	Score
8	H	Oregon	55 74	35	H	Oregon St.	71 86	57	A	Arizona St.	59 73	104	H	George Mason	76 61
10	A	UCLA	67 73	40	A	Cal i forn i a	76 78	57	H	Ari zona St.	47 72	105	A	Washington St.	75 89
10	H	UCLA	55 93	45	A	Southern Cal i forn i a	53 65	100	A	Utah	69 65	105	H	Washington St.	72 69
13	A	Stanford	53 62	45	H	Southern Cal i forn i a	51 86	100	H	Utah	74 78	106	H	Dartmouth	75 81
				48	H	Mi ami (FL)	67 61					110	A	North Carolina	80 87

LAST 12 Di vi si on I GAMES:															
45	A	Southern Cal i forn i a	53 65	100	H	Utah	74 78	104	H	George Mason	76 61	105	A	Washington St.	75 89
10	A	UCLA	67 73	100	A	Utah	69 65	105	H	Washington St.	72 69	106	H	Dartmouth	75 81
105	H	Washington St.	72 69	35	H	Oregon St.	71 86	57	H	Ari zona St.	47 72	110	A	North Carolina	80 87
197	H	Washington	76 56	8	H	Oregon	55 74	100	A	Utah	69 65	122	A	Colorado St.	70 67
13	A	Stanford	53 62	57	A	Ari zona St.	59 73	100	H	Utah	74 78	171	A	Samford	71 60
40	A	Cal i forn i a	76 78	276	A	Ari zona	63 72					197	A	Washington	66 61

Non-Di v I Games: Westminster (MO) 106 47

Col orado

C
o
l
o
r
a
d
o

Average RPI Win:	210	WON-LOST	WINNING	LAST 10	STRENGTH OF	OPP. STRENGTH	TEAM	ADJ.	CONF.	ADJ CONF.
Average RPI Loss:	114	RECORD	PCT. RANK	GAMES	SCHEDULE	OF SCHEDULE	RPI	RPI	RPI	RPI
DIV. I ONLY	18- 9	80	7- 3	165	140	122	122	16	16	
DIV. I NON-CONF.	7- 3	74	0- 0	84	181	96	96	15	15	

TOTALS	RPI 1-25	RPI 26-50	W-L RECORDS	RPI 51-100	RPI 101-999	RPI 201+				
18- 9	0- 0	2- 1	OVERALL	2- 2	14- 6	12- 0				
11- 6	0- 0	1- 1	HOME	1- 1	9- 4	8- 0				
7- 3	0- 0	1- 0	AWAY	1- 1	5- 2	4- 0				
0- 0	0- 0	0- 0	NEUTRAL	0- 0	0- 0	0- 0				
7- 3	0- 0	2- 1	NON-CONFERENCE	0- 0	5- 2	3- 0				
5- 3	0- 0	1- 1	HOME	0- 0	4- 2	3- 0				
2- 0	0- 0	1- 0	AWAY	0- 0	1- 0	0- 0				
0- 0	0- 0	0- 0	NEUTRAL	0- 0	0- 0	0- 0				
11- 6	0- 0	0- 0	CONFERENCE	2- 2	9- 4	9- 0				
6- 3	0- 0	0- 0	HOME	1- 1	5- 2	5- 0				
5- 3	0- 0	0- 0	AWAY	1- 1	4- 2	4- 0				
0- 0	0- 0	0- 0	NEUTRAL	0- 0	0- 0	0- 0				

RPI 1-25				RPI 26-50				RPI 51-100				RPI 101+				Team's RPI: 122	
RPI	S	Opponent	Score	RPI	S	Opponent	Score	RPI	S	Opponent	Score	RPI	S	Opponent	Score		
				29	H	Oklahoma	46 78	62	A	Wyoming	64 53	130	A	Fresno St.	45 56		
				37	A	Northern Colo.	55 44	62	H	Wyoming	49 53	130	H	Fresno St.	64 75		
				39	H	Gonzaga	65 49	80	A	UNLV	52 56	143	H	BYU	56 54		
								94	H	New Mexico	74 71	147	A	Boise St.	49 55		
												147	H	Boise St.	58 62		
												148	H	Idaho	69 83		
												150	H	Colorado	67 70		
												172	A	Denver	61 56		
												217	A	Nevada	65 59		
												217	H	Nevada	75 64		
												252	H	Prairie View	71 59		
												253	A	San Jose St.	73 66		
												253	H	San Jose St.	63 48		
												263	H	Morgan St.	60 44		
												268	A	San Diego St.	65 63		
												268	H	San Diego St.	72 43		
												305	H	Utah St.	56 45		
												310	A	Air Force	40 39		
												310	H	Air Force	61 50		
												324	H	N.C. Central	85 48		
LAST 12 Division I GAMES:																	
				217	H	Nevada	75 64	62	A	Wyoming	64 53						
				147	A	Boise St.	49 55	94	H	New Mexico	74 71						
				130	H	Fresno St.	64 75	268	H	San Diego St.	72 43						
				253	A	San Jose St.	73 66	80	A	UNLV	52 56						
				310	H	Air Force	61 50	310	A	Air Force	40 39						
				217	A	Nevada	65 59	62	H	Wyoming	49 53						

Non-Div I Games: Eastern N.M. 75 35

Colorado St.

Average RPI Win:	228	WON-LOST	WINNING	LAST 10	STRENGTH OF	OPP. STRENGTH	TEAM	ADJ.	CONF.	ADJ CONF.
Average RPI Loss:	110	RECORD	PCT. RANK	GAMES	SCHEDULE	OF SCHEDULE	RPI	RPI	RPI	RPI
DIV. I ONLY	8- 19	274	2- 8	85	124	204	204	9	9	
DIV. I NON-CONF.	6- 9	214	0- 0	134	151	182	182	9	9	

TOTALS	RPI 1-25	RPI 26-50	W-L RECORDS	RPI 51-100	RPI 101-999	RPI 201+				
8- 19	0- 3	0- 2	OVERALL	0- 5	8- 9	5- 3				
3- 7	0- 1	0- 1	HOME	0- 1	3- 4	1- 1				
5- 9	0- 0	0- 1	AWAY	0- 3	5- 5	4- 2				
0- 3	0- 2	0- 0	NEUTRAL	0- 1	0- 0	0- 0				
6- 9	0- 3	0- 0	NON-CONFERENCE	0- 2	6- 4	4- 2				
3- 2	0- 1	0- 0	HOME	0- 0	3- 1	1- 0				
3- 4	0- 0	0- 0	AWAY	0- 1	3- 3	3- 2				
0- 3	0- 2	0- 0	NEUTRAL	0- 1	0- 0	0- 0				
2- 10	0- 0	0- 2	CONFERENCE	0- 3	2- 5	1- 1				
0- 5	0- 0	0- 1	HOME	0- 1	0- 3	0- 1				
2- 5	0- 0	0- 1	AWAY	0- 2	2- 2	1- 0				
0- 0	0- 0	0- 0	NEUTRAL	0- 0	0- 0	0- 0				

RPI 1-25				RPI 26-50				RPI 51-100				RPI 101+ Team's RPI: 204			
RPI	S	Opponent	Score	RPI	S	Opponent	Score	RPI	S	Opponent	Score	RPI	S	Opponent	Score
3	N	Mississippi St.	54 90	33	A	Princeton	47 69	56	A	Harvard	67 85	102	A	Rice	44 67
14	H	Buffalo	63 65	33	H	Princeton	46 74	57	N	Arizona St.	48 72	106	A	Dartmouth	65 88
22	N	Green Bay	43 61					66	A	Houston	53 77	118	H	Saint Francis (PA)	94 81
								69	A	Penn	51 70	127	A	Yale	59 66
								69	H	Penn	39 75	127	H	Yale	50 73
												179	A	Brown	90 74
												179	H	Brown	80 84
												194	H	Boston College	68 60
												200	H	Richmond	79 85
												202	A	Hampton	58 60
												210	A	Providence	73 64
												239	H	Hofstra	75 53
												271	A	Cornell	72 54
												271	H	Cornell	47 57
												290	A	Vermont	73 66
												321	A	UMBC	60 44
												347	A	UMass Lowell	70 77

LAST 12 Division I GAMES:															
127	A	Yale	59 66	106	A	Dartmouth	65 88								
179	A	Brown	90 74	56	A	Harvard	67 85								
33	H	Princeton	46 74	271	A	Cornell	72 54								
69	H	Penn	39 75	271	H	Cornell	47 57								
179	H	Brown	80 84	69	A	Penn	51 70								
127	H	Yale	50 73	33	A	Princeton	47 69								

Non-Div I Games:

Columbi a

Average RPI Win:	307	WON-LOST	WINNING	LAST 10	STRENGTH OF	OPP. STRENGTH	TEAM	ADJ.	CONF.	ADJ CONF.
Average RPI Loss:	183	RECORD	PCT. RANK	GAMES	SCHEDULE	OF SCHEDULE	RPI	RPI	RPI	RPI
DIV. I ONLY	6- 20	307	3- 7	201	319	316	316	31	31	
DIV. I NON-CONF.	1- 11	331	0- 0	102	157	291	291	30	30	

TOTALS	RPI 1-25	RPI 26-50	W-L RECORDS	RPI 51-100	RPI 101-999	RPI 201+				
6- 20	0- 3	0- 0	OVERALL	0- 1	6- 16	6- 11				
6- 3	0- 1	0- 0	HOME	0- 0	6- 2	6- 1				
0- 15	0- 0	0- 0	AWAY	0- 0	0- 4	0- 4				
0- 2	0- 1	0- 0	NEUTRAL	0- 0	0- 1	0- 1				
1- 11	0- 3	0- 0	NON-CONFERENCE	0- 1	1- 7	1- 4				
1- 1	0- 1	0- 0	HOME	0- 0	1- 0	1- 0				
0- 8	0- 1	0- 0	AWAY	0- 1	0- 6	0- 3				
0- 2	0- 1	0- 0	NEUTRAL	0- 0	0- 1	0- 1				
5- 9	0- 0	0- 0	CONFERENCE	0- 0	5- 9	5- 7				
5- 2	0- 0	0- 0	HOME	0- 0	5- 2	5- 1				
0- 7	0- 0	0- 0	AWAY	0- 0	0- 7	0- 6				
0- 0	0- 0	0- 0	NEUTRAL	0- 0	0- 0	0- 0				

RPI 1-25				RPI 26-50				RPI 51-100				RPI 101+				Team's RPI: 316
RPI	S	Opponent	Score	RPI	S	Opponent	Score	RPI	S	Opponent	Score	RPI	S	Opponent	Score	
4	A	Baylor	54 100					71	A	West Virginia	43 101	107	A	Middle Tenn.	39 69	
19	N	Missouri	50 73									119	A	Bethune-Cookman	38 64	
20	H	Maryland	49 113									119	H	Bethune-Cookman	63 75	
												123	A	SFA	59 72	
												155	A	Charlotte	49 78	
												202	A	Hampton	35 67	
												202	H	Hampton	48 83	
												203	A	N.C. A&T	63 64	
												206	A	Norfolk St.	57 71	
												257	N	Manhattan	56 74	
												263	H	Morgan St.	55 53	
												277	H	UMES	69 63	
												280	A	Old Dominion	67 75	
												284	A	VCU	47 62	
												292	H	Mt. St. Mary's	68 54	
												314	A	Charleston So.	58 72	
												324	A	N.C. Central	52 60	
												328	A	South Carolina St.	65 67	
												328	H	South Carolina St.	56 39	
												332	A	Delaware St.	66 70	
												339	H	Savannah St.	66 57	
												341	H	Florida A&M	62 56	
LAST 12 Division I GAMES:																
332	A	Delaware St.	66 70	277	H	UMES	69 63									
119	H	Bethune-Cookman	63 75	328	H	South Carolina St.	56 39									
202	H	Hampton	48 83	263	H	Morgan St.	55 53									
328	A	South Carolina St.	65 67	203	A	N.C. A&T	63 64									
119	A	Bethune-Cookman	38 64	324	A	N.C. Central	52 60									
202	A	Hampton	35 67	341	H	Florida A&M	62 56									

Non-Div I Games:

Coppin St.

Loss,
Non-Conf, S Site, H Home
A Away
N Neutral

Average RPI Win: 255	WON-LOST RECORD	WINNING PCT. RANK	LAST 10 GAMES	STRENGTH OF SCHEDULE	OPP. STRENGTH OF SCHEDULE	TEAM RPI	ADJ. RPI	CONF. RPI	ADJ. CONF. RPI
Average RPI Loss: 141									
DIV. I ONLY	6- 19	304	2- 8	179	164	271	271	9	9
DIV. I NON-CONF.	4- 9	249	0- 0	318	290	299	299	9	9
<hr/>									
TOTALS	RPI 1-25	RPI 26-50	W-L RECORDS	RPI 51-100	RPI 101-999	RPI 201+			
6- 19	0- 0	0- 3	OVERALL	0- 3	6- 13	4- 4			
2- 9	0- 0	0- 1	HOME	0- 1	2- 7	0- 3			
4- 10	0- 0	0- 2	AWAY	0- 2	4- 6	4- 1			
0- 0	0- 0	0- 0	NEUTRAL	0- 0	0- 0	0- 0			
4- 9	0- 0	0- 1	NON-CONFERENCE	0- 0	4- 8	3- 3			
1- 5	0- 0	0- 0	HOME	0- 0	1- 5	0- 2			
3- 4	0- 0	0- 1	AWAY	0- 0	3- 3	3- 1			
0- 0	0- 0	0- 0	NEUTRAL	0- 0	0- 0	0- 0			
2- 10	0- 0	0- 2	CONFERENCE	0- 3	2- 5	1- 1			
1- 4	0- 0	0- 1	HOME	0- 1	1- 2	0- 1			
1- 6	0- 0	0- 1	AWAY	0- 2	1- 3	1- 0			
0- 0	0- 0	0- 0	NEUTRAL	0- 0	0- 0	0- 0			

RPI 1-25				RPI 26-50				RPI 51-100				RPI 101+				Team's RPI: 271	
RPI	S	Opponent	Score	RPI	S	Opponent	Score	RPI	S	Opponent	Score	RPI	S	Opponent	Score		
33	A	Princeton	54 75	54	75			56	A	Harvard	58 80	106	A	Dartmouth	40 55		
33	H	Princeton	40 72	40	72			69	A	Penn	48 68	127	A	Yale	56 69		
47	A	Drexel	39 61	39	61			69	H	Penn	39 53	127	H	Yale	55 65		
												151	H	Binghamton	58 66		
												166	A	Pittsburgh	39 51		
												179	A	Brown	59 85		
												179	H	Brown	70 68		
												180	H	Stony Brook	48 40		
												184	H	Lehigh	57 62		
												186	A	New Hampshire	45 48		
												189	H	Oakland	77 79		
												204	A	Columbia	57 47		
												204	H	Columbia	54 72		
												231	H	Lafayette	58 59		
												236	A	Loyola Maryland	63 78		
												279	A	Canisius	67 59		
												281	H	Colgate	70 74		
												342	A	NJIT	61 46		
												347	A	UMass Lowell	71 53		
LAST 12 Division I GAMES:																	
179	A	Brown	59 85	56	A	Harvard	58 80	106	A	Dartmouth	40 55						
127	A	Yale	56 69	204	H	Columbia	54 72	204	A	Columbia	57 47						
69	H	Penn	39 53	33	A	Princeton	40 72	33	A	Princeton	54 75						
127	H	Yale	55 65	179	H	Brown	70 68	69	A	Penn	48 68						

Non-Div I Games:

Cornell

Average RPI	Win:	209	WON-LOST	WINNING	LAST 10	STRENGTH OF	OPP. STRENGTH	TEAM	ADJ.	CONF.	ADJ CONF.
Average RPI	Loss:	78	RECORD	PCT. RANK	GAMES	SCHEDULE	OF SCHEDULE	RPI	RPI	RPI	RPI
DIV. I ONLY		14- 11		136	5- 5	86	134	106	106	9	9
DIV. I NON-CONF.		8- 5		111	0- 0	210	220	121	121	9	9

TOTALS	RPI 1-25		RPI 26-50		W-L RECORDS	RPI 51-100		RPI 101-999		RPI 201+	
14- 11	0- 1		0- 2		OVERALL	1- 5		13- 3		6- 0	
9- 4	0- 0		0- 1		HOME	1- 2		8- 1		5- 0	
5- 7	0- 1		0- 1		AWAY	0- 3		5- 2		1- 0	
0- 0	0- 0		0- 0		NEUTRAL	0- 0		0- 0		0- 0	
8- 5	0- 1		0- 0		NON-CONFERENCE	0- 2		8- 2		4- 0	
5- 1	0- 0		0- 0		HOME	0- 1		5- 0		3- 0	
3- 4	0- 1		0- 0		AWAY	0- 1		3- 2		1- 0	
0- 0	0- 0		0- 0		NEUTRAL	0- 0		0- 0		0- 0	
6- 6	0- 0		0- 2		CONFERENCE	1- 3		5- 1		2- 0	
4- 3	0- 0		0- 1		HOME	1- 1		3- 1		2- 0	
2- 3	0- 0		0- 1		AWAY	0- 2		2- 0		0- 0	
0- 0	0- 0		0- 0		NEUTRAL	0- 0		0- 0		0- 0	

RPI 1-25				RPI 26-50				RPI 51-100				RPI 101+				Team's RPI: 106
RPI	S	Opponent	Score	RPI	S	Opponent	Score	RPI	S	Opponent	Score	RPI	S	Opponent	Score	
6	A	Ohio St.	70 103	33	A	Princeton	63 82	56	A	Harvard	65 76	127	A	Yale	64 62	
				33	H	Princeton	67 79	56	H	Harvard	63 56	127	H	Yale	39 57	
								69	A	Penn	47 65	150	A	Colorado	81 75	
								69	H	Penn	50 79	151	A	Binghamton	64 80	
								78	H	Maine	51 64	160	A	Army West Point	56 71	
								79	A	Albany (NY)	61 76	174	A	Marist	60 51	
												179	A	Brown	77 60	
												179	H	Brown	78 73	
												186	H	New Hampshire	57 49	
												194	H	Boston College	68 57	
												204	H	Columbia	88 65	
												244	A	Holy Cross	76 74	
												271	H	Cornell	55 40	
												290	H	Vermont	66 56	
												333	H	Rhode Island	70 54	
												342	H	NJIT	81 50	

LAST 12 Division I GAMES:																
				69	H	Penn	50 79	204	H	Columbia	88 65					
				33	H	Princeton	67 79	271	H	Cornell	55 40					
				179	A	Brown	77 60	127	H	Yale	39 57					
				127	A	Yale	64 62	179	H	Brown	78 73					
				33	A	Princeton	63 82	56	A	Harvard	65 76					
				69	A	Penn	47 65	56	H	Harvard	63 56					

Non-Div I Games:

Dartmouth

Average RPI Win:	257	WON-LOST	WINNING	LAST 10	STRENGTH OF	OPP. STRENGTH	TEAM	ADJ.	CONF.	ADJ CONF.
Average RPI Loss:	103	RECORD	PCT. RANK	GAMES	SCHEDULE	OF SCHEDULE	RPI	RPI	RPI	RPI
DIV. I ONLY	12- 17	223	5- 5	117	170	176	176	12	12	
DIV. I NON-CONF.	5- 8	220	0- 0	57	191	137	137	10	10	

TOTALS	RPI 1-25	RPI 26-50	W-L RECORDS	RPI 51-100	RPI 101-999	RPI 201+				
12- 17	0- 1	0- 3	OVERALL	0- 6	12- 7	9- 2				
5- 8	0- 0	0- 2	HOME	0- 4	5- 2	4- 1				
7- 9	0- 1	0- 1	AWAY	0- 2	7- 5	5- 1				
0- 0	0- 0	0- 0	NEUTRAL	0- 0	0- 0	0- 0				
5- 8	0- 1	0- 2	NON-CONFERENCE	0- 2	5- 3	3- 1				
2- 3	0- 0	0- 1	HOME	0- 1	2- 1	1- 1				
3- 5	0- 1	0- 1	AWAY	0- 1	3- 2	2- 0				
0- 0	0- 0	0- 0	NEUTRAL	0- 0	0- 0	0- 0				
7- 9	0- 0	0- 1	CONFERENCE	0- 4	7- 4	6- 1				
3- 5	0- 0	0- 1	HOME	0- 3	3- 1	3- 0				
4- 4	0- 0	0- 0	AWAY	0- 1	4- 3	3- 1				
0- 0	0- 0	0- 0	NEUTRAL	0- 0	0- 0	0- 0				

RPI 1-25				RPI 26-50				RPI 51-100				RPI 101+ Team's RPI: 176			
RPI	S	Opponent	Score	RPI	S	Opponent	Score	RPI	S	Opponent	Score	RPI	S	Opponent	Score
21	A	NC State	49 73	31	H	Dayton	68 85	51	H	Elon	58 75	104	A	George Mason	61 74
				33	H	Princeton	57 63	54	A	Mercer	54 69	126	A	Saint Louis	72 88
				44	A	UCF	54 62	72	A	Fordham	58 66	141	H	Saint Joseph's	62 64
								72	H	Fordham	45 58	155	H	Charlotte	68 66
								73	H	Duquesne	54 79	158	A	William & Mary	55 73
								95	H	George Washington	48 53	175	A	Furman	62 65
												193	A	High Point	82 74
												200	A	Richmond	68 65
												218	H	Gardner-Webb	65 70
												226	H	UNC Asheville	58 50
												242	A	La Salle	58 51
												251	A	St. Bonaventure	75 68
												273	A	Appalachian St.	59 57
												275	A	Massachusetts	68 70
												275	H	Massachusetts	87 81
												284	H	VCU	69 63
												318	A	Western Caro.	70 57
												333	A	Rhode Island	79 67
												333	H	Rhode Island	77 67
LAST 12 Division I GAMES:															
284	H	VCU	69 63	333	A	Rhode Island	79 67								
242	A	La Salle	58 51	31	H	Dayton	68 85								
275	A	Massachusetts	68 70	275	H	Massachusetts	87 81								
141	H	Saint Joseph's	62 64	251	A	St. Bonaventure	75 68								
72	H	Fordham	45 58	95	H	George Washington	48 53								
126	A	Saint Louis	72 88	200	A	Richmond	68 65								

Non-Div I Games:

Davidson

Loss,
Non-Conf, S Site,
H Home
A Away
N Neutral

Average RPI Win: 171

Average RPI Loss: 54

WON-LOST
RECORDWINNING
PCT. RANKLAST 10
GAMESSTRENGTH OF
SCHEDULEOPP. STRENGTH
OF SCHEDULETEAM
RPIADJ.
RPICONF.
RPIADJ CONF.
RPIDIV. I ONLY
DIV. I NON-CONF.22- 5
7- 423
1029- 1
0- 092
6499
4731
6831
6812
1012
10

TOTALS

RPI 1-25

RPI 26-50

W-L RECORDS

RPI 51-100

RPI 101-999

RPI 201+

22- 5

0- 2

1- 1

OVERALL

7- 1

14- 1

8- 0

12- 1

0- 1

1- 0

HOME

4- 0

7- 0

5- 0

7- 3

0- 0

0- 1

AWAY

2- 1

5- 1

2- 0

3- 1

0- 1

0- 0

NEUTRAL

1- 0

2- 0

1- 0

7- 4

0- 2

1- 1

NON-CONFERENCE

2- 1

4- 0

3- 0

4- 1

0- 1

1- 0

HOME

1- 0

2- 0

2- 0

0- 2

0- 0

0- 1

AWAY

0- 1

0- 0

0- 0

3- 1

0- 1

0- 0

NEUTRAL

1- 0

2- 0

1- 0

15- 1

0- 0

0- 0

CONFERENCE

5- 0

10- 1

5- 0

8- 0

0- 0

0- 0

HOME

3- 0

5- 0

3- 0

7- 1

0- 0

0- 0

AWAY

2- 0

5- 1

2- 0

0- 0

0- 0

0- 0

NEUTRAL

0- 0

0- 0

0- 0

RPI 1-25

RPI 26-50

Team's RPI: 31

RPI 51-100

RPI 101+

RPI	S	Opponent	Score
18	N	South Fla.	87 93
22	H	Green Bay	64 75

RPI	S	Opponent	Score
34	H	Virginia	61 46
43	A	Quinnipiac	66 72

RPI	S	Opponent	Score
56	N	Harvard	72 66
63	A	Tolledo	50 68
67	H	James Madison	82 54
72	A	Fordham	63 62
72	H	Fordham	79 54
73	H	Duquesne	79 70
95	A	George Washington	57 53
95	H	George Washington	66 55

RPI	S	Opponent	Score
104	H	George Mason	71 66
126	A	Saint Louis	72 85
126	H	Saint Louis	101 76
128	N	Tulane	71 65
141	A	Saint Joseph's	65 59
176	A	Davidson	85 68
200	A	Richmond	66 59
242	A	La Salle	76 47
251	H	St. Bonaventure	80 59
263	H	Morgan St.	88 52
275	A	Massachusetts	78 49
284	H	VCU	74 64
333	H	Rhode Island	116 58
337	H	Ark.-Pine Bluff	81 43
340	N	Mississippi Val.	65 46

LAST 12 Division I GAMES:

126	A	Saint Louis	72 85	73	H	Duquesne	79 70
104	H	George Mason	71 66	176	A	Davidson	85 68
72	H	Fordham	79 54	200	A	Richmond	66 59
95	A	George Washington	57 53	95	H	George Washington	66 55
275	A	Massachusetts	78 49	72	A	Fordham	63 62
284	H	VCU	74 64	126	H	Saint Louis	101 76

Dayton

Dayton

Non-Div I Games:

Dayton

Loss,
 Non-Conf,
 S Site,
 H Home
A Away
 N Neutral

Average RPI Win: **131**
 Average RPI Loss: **36**

WON-LOST
RECORD

WINNING
PCT. RANK

LAST 10
GAMES

STRENGTH OF
SCHEDULE

OPP. STRENGTH
OF SCHEDULE

TEAM
RPI

ADJ.
RPI

CONF.
RPI

ADJ CONF.
RPI

DIV. I ONLY	23- 7	43	9- 1	30	31	23	23	6	6
DIV. I NON-CONF.	8- 4	87	0- 0	18	12	43	43	6	6
TOTALS	RPI 1-25	RPI 26-50	W-L RECORDS	RPI 51-100	RPI 101-999	RPI 201+			
23- 7	1- 3	5- 3	OVERALL	3- 0	14- 1	6- 0			
13- 3	1- 1	3- 1	HOME	2- 0	7- 1	4- 0			
8- 3	0- 2	1- 1	AWAY	1- 0	6- 0	2- 0			
2- 1	0- 0	1- 1	NEUTRAL	0- 0	1- 0	0- 0			
8- 4	0- 2	2- 2	NON-CONFERENCE	1- 0	5- 0	2- 0			
5- 2	0- 1	1- 1	HOME	1- 0	3- 0	2- 0			
1- 1	0- 1	0- 0	AWAY	0- 0	1- 0	0- 0			
2- 1	0- 0	1- 1	NEUTRAL	0- 0	1- 0	0- 0			
15- 3	1- 1	3- 1	CONFERENCE	2- 0	9- 1	4- 0			
8- 1	1- 0	2- 0	HOME	1- 0	4- 1	2- 0			
7- 2	0- 1	1- 1	AWAY	1- 0	5- 0	2- 0			
0- 0	0- 0	0- 0	NEUTRAL	0- 0	0- 0	0- 0			

RPI	S	Opponent	Score	RPI	S	Opponent	Score	RPI	S	Opponent	Score	RPI	S	Opponent	Score
1	A	Notre Dame	82 91	26	A	Villanova	58 84	70	A	St. John's (NY)	67 54	111	A	Georgetown	78 62
2	H	UConn	69 103	26	H	Villanova	71 66	70	H	St. John's (NY)	76 67	111	H	Georgetown	85 86
24	A	Marquette	81 93	29	H	Oklahoma	111 108	81	H	IUPUI	85 71	120	A	Butler	86 68
24	H	Marquette	95 83	37	H	Northern Colo.	88 94					120	H	Butler	87 65
				39	N	Gonzaga	88 71					124	A	Seton Hall	72 68
				49	A	Creighton	82 54					124	H	Seton Hall	89 66
				49	H	Creighton	77 67					126	H	Saint Louis	86 78
				50	N	FGCU	84 89					170	A	Northwestern	92 63
												198	N	Memphis	81 67
												210	A	Providence	71 48
												210	H	Providence	81 47
												216	A	Xavier	73 72
												216	H	Xavier	79 48
												304	H	Loyola Chicago	88 47
												332	H	Delaware St.	110 71
LAST 12 Division I GAMES:															
124	A	Seton Hall	72 68	210	H	Providence	81 47								
70	A	St. John's (NY)	67 54	49	H	Creighton	77 67								
26	H	Villanova	71 66	24	H	Marquette	95 83								
111	H	Georgetown	85 86	111	A	Georgetown	78 62								
216	A	Xavier	73 72	26	A	Villanova	58 84								
120	A	Butler	86 68	120	H	Butler	87 65								

Non-Div I Games:

DePaul

Delaware

Delaware				Through Games Of Feb. 25, 2018							
Average RPI	Win:	218	WON-LOST	WINNING	LAST 10	STRENGTH OF	OPP. STRENGTH	TEAM	ADJ.	CONF.	ADJ CONF.
Average RPI	Loss:	111	RECORD	PCT. RANK	GAMES	SCHEDULE	OF SCHEDULE	RPI	RPI	RPI	RPI
DIV. I ONLY			17- 10	104	5- 5	176	165	112	112	10	10
DIV. I NON-CONF.			7- 4	102	0- 0	259	250	141	141	12	12

TOTALS		RPI 1-25	RPI 26-50		W-L RECORDS		RPI 51-100	RPI 101-999	RPI 201+		
17- 10	0- 1	0- 2		OVERALL		2- 3	15- 4	11- 2			
9- 3	0- 0	0- 0		HOME		2- 1	7- 2	6- 1			
7- 6	0- 1	0- 2		AWAY		0- 2	7- 1	4- 0			
1- 1	0- 0	0- 0		NEUTRAL		0- 0	1- 1	1- 1			
7- 4	0- 1	0- 1		NON-CONFERENCE		1- 0	6- 2	4- 2			
3- 1	0- 0	0- 0		HOME		1- 0	2- 1	2- 1			
3- 2	0- 1	0- 1		AWAY		0- 0	3- 0	1- 0			
1- 1	0- 0	0- 0		NEUTRAL		0- 0	1- 1	1- 1			
10- 6	0- 0	0- 1		CONFERENCE		1- 3	9- 2	7- 0			
6- 2	0- 0	0- 0		HOME		1- 1	5- 1	4- 0			
4- 4	0- 0	0- 1		AWAY		0- 2	4- 1	3- 0			
0- 0	0- 0	0- 0		NEUTRAL		0- 0	0- 0	0- 0			

RPI 1-25				RPI 26-50				RPI 51-100				RPI 101+ Team's RPI: 112			
RPI	S	Opponent	Score	RPI	S	Opponent	Score	RPI	S	Opponent	Score	RPI	S	Opponent	Score
14	A	Buffalo	73 87	33	A	Princeton	60 78	51	A	Elon	51 64	133	A	Northeastern	59 73
				47	A	Drexel	53 74	51	H	Elon	80 66	133	H	Northeastern	53 64
								60	H	American	72 56	144	A	Hartford	72 63
								67	A	James Madison	56 67	158	A	William & Mary	61 52
								67	H	James Madison	53 56	158	H	William & Mary	68 59
												160	A	Army West Point	70 59
												212	H	Boston U.	79 85
												236	H	Loyola Maryland	71 38
												239	A	Hofstra	58 51
												239	H	Hofstra	61 41
												251	A	St. Bonaventure	53 52
												255	A	UNCW	82 49
												255	H	UNCW	80 62
												266	H	Towson	51 49
												274	A	Col. of Charleston	68 59
												274	H	Col. of Charleston	79 51
												332	H	Delaware St.	84 49
												346	N	Eastern Ill.	66 37
												348	N	Saint Peter's	87 90

LAST 12 Division I GAMES:															
				67	A	James Madison	56 67	133	A	Northeastern	59 73				
				158	A	William & Mary	61 52	255	H	UNCW	80 62				
				274	H	Col. of Charleston	79 51	133	H	Northeastern	53 64				
				67	H	James Madison	53 56	51	A	Elon	51 64				
				239	H	Hofstra	61 41	255	A	UNCW	82 49				
				158	H	William & Mary	68 59	266	H	Towson	51 49				

Non-Div I Games:

Delaware

Average RPI	Win:	318	WON-LOST	WINNING	LAST 10	STRENGTH OF	OPP. STRENGTH	TEAM	ADJ.	CONF.	ADJ CONF.
Average RPI	Loss:	190	RECORD	PCT. RANK	GAMES	SCHEDULE	OF SCHEDULE	RPI	RPI	RPI	RPI
DIV. I ONLY		5- 22		324	3- 7	284		280	332	332	31
DIV. I NON-CONF.		1- 12		335	0- 0	172		92	314	314	30

TOTALS	RPI 1-25		RPI 26-50		W-L RECORDS	RPI 51-100		RPI 101-999		RPI 201+	
5- 22	0- 1		0- 2		OVERALL	0- 0		5- 19		5- 11	
4- 7	0- 0		0- 1		HOME	0- 0		4- 6		4- 4	
1- 13	0- 0		0- 0		AWAY	0- 0		1- 6		1- 5	
0- 2	0- 0		0- 0		NEUTRAL	0- 0		0- 2		0- 0	
1- 12	0- 1		0- 2		NON-CONFERENCE	0- 0		1- 9		1- 2	
1- 3	0- 0		0- 1		HOME	0- 0		1- 2		1- 1	
0- 7	0- 1		0- 1		AWAY	0- 0		0- 5		0- 1	
0- 2	0- 0		0- 0		NEUTRAL	0- 0		0- 2		0- 0	
4- 10	0- 0		0- 0		CONFERENCE	0- 0		4- 10		4- 9	
3- 4	0- 0		0- 0		HOME	0- 0		3- 4		3- 3	
1- 6	0- 0		0- 0		AWAY	0- 0		1- 6		1- 6	
0- 0	0- 0		0- 0		NEUTRAL	0- 0		0- 0		0- 0	

RPI 1-25				RPI 26-50				RPI 51-100				RPI 101+ Team's RPI: 332			
RPI	S	Opponent	Score	RPI	S	Opponent	Score	RPI	S	Opponent	Score	RPI	S	Opponent	Score
23	A	DePaul	71 110	38	A	Michigan	36 105					112	A	Delaware	49 84
				47	H	Drexel	52 73					119	H	Bethune-Cookman	60 68
												129	H	Robert Morris	42 65
												152	A	Kansas	49 81
												156	A	Florida	51 85
												164	N	Ole Miss	58 110
												177	A	Temple	72 96
												185	N	Stetson	43 58
												202	A	Hampton	62 66
												203	A	N. C. A&T	55 75
												203	H	N. C. A&T	48 66
												206	A	Norfolk St.	50 72
												230	A	Fla. Atlantic	67 90
												242	H	La Salle	48 71
												263	A	Morgan St.	62 54
												264	A	Howard	70 78
												316	H	Coppin St.	70 66
												324	A	N. C. Central	60 76
												324	H	N. C. Central	67 74
												328	H	South Carolina St.	58 44
												339	H	Savannah St.	93 79
												341	A	Florida A&M	54 59
												341	H	Florida A&M	65 73
												344	H	Longwood	60 56
LAST 12 Division I GAMES:															
264	A	Howard	70 78	339	H	Savannah St.	93 79								
316	H	Coppin St.	70 66	263	A	Morgan St.	62 54								
341	H	Florida A&M	65 73	119	H	Bethune-Cookman	60 68								
206	A	Norfolk St.	50 72	341	A	Florida A&M	54 59								
324	A	N. C. Central	60 76	202	A	Hampton	62 66								
203	A	N. C. A&T	55 75	203	H	N. C. A&T	48 66								

Non-Div I Games:

Delaware St.

Average RPI Win:	284	WON-LOST	WINNING	LAST 10	STRENGTH OF	OPP. STRENGTH	TEAM	ADJ.	CONF.	ADJ CONF.
Average RPI Loss:	78	RECORD	PCT. RANK	GAMES	SCHEDULE	OF SCHEDULE	RPI	RPI	RPI	RPI
DIV. I ONLY	15- 13	156	5- 5	207	191	172	172	13	13	
DIV. I NON-CONF.	8- 6	143	0- 0	277	244	193	193	16	16	

TOTALS	RPI 1-25	RPI 26-50	W-L RECORDS	RPI 51-100	RPI 101-999	RPI 201+				
15- 13	0- 0	0- 3	OVERALL	0- 6	15- 4	14- 0				
6- 6	0- 0	0- 2	HOME	0- 2	6- 2	5- 0				
8- 5	0- 0	0- 1	AWAY	0- 2	8- 2	8- 0				
1- 2	0- 0	0- 0	NEUTRAL	0- 2	1- 0	1- 0				
8- 6	0- 0	0- 1	NON-CONFERENCE	0- 4	8- 1	8- 0				
2- 3	0- 0	0- 1	HOME	0- 1	2- 1	2- 0				
5- 1	0- 0	0- 0	AWAY	0- 1	5- 0	5- 0				
1- 2	0- 0	0- 0	NEUTRAL	0- 2	1- 0	1- 0				
7- 7	0- 0	0- 2	CONFERENCE	0- 2	7- 3	6- 0				
4- 3	0- 0	0- 1	HOME	0- 1	4- 1	3- 0				
3- 4	0- 0	0- 1	AWAY	0- 1	3- 2	3- 0				
0- 0	0- 0	0- 0	NEUTRAL	0- 0	0- 0	0- 0				

RPI 1-25				RPI 26-50				RPI 51-100				RPI 101+ Team's RPI: 172			
RPI	S	Opponent	Score	RPI	S	Opponent	Score	RPI	S	Opponent	Score	RPI	S	Opponent	Score
32	A	South Dakota St.	59 95	59	A	South Dakota	51 79	101	A	Western Ill.	93 118				
32	H	South Dakota St.	58 69	59	H	South Dakota	60 82	101	H	Western Ill.	61 77				
37	H	Northern Colo.	63 71	60	A	Ameri can	53 66	122	H	Colorado St.	56 61				
				62	H	Wyomi ng	51 61	181	A	Oral Roberts	60 90				
				84	N	Mi ami (OH)	52 69	181	H	Oral Roberts	70 54				
				85	N	Li berty	69 82	210	N	Eastern Mich.	60 54				
								238	A	Omaha	85 74				
								238	H	Omaha	81 60				
								283	A	UMKC	77 68				
								286	A	North Dakota St.	78 73				
								286	H	North Dakota St.	98 79				
								302	H	Northern Ariz.	80 73				
								305	A	Utah St.	74 72				
								310	A	Air Force	75 54				
								321	A	UMBC	70 48				
								322	H	Utah Valley	72 53				
								323	A	Cal St. Fullerton	83 58				
								325	A	Fort Wayne	73 55				
								325	H	Fort Wayne	86 65				
LAST 12 Division I GAMES:															
101	H	Western Ill.	61 77	59	H	South Dakota	60 82								
238	H	Omaha	81 60	101	A	Western Ill.	93 118								
181	H	Oral Roberts	70 54	181	A	Oral Roberts	60 90								
286	A	North Dakota St.	78 73	238	A	Omaha	85 74								
32	A	South Dakota St.	59 95	286	H	North Dakota St.	98 79								
325	H	Fort Wayne	86 65	32	H	South Dakota St.	58 69								

Non-Div I Games: Chadron St. 99 55

Denver

Average RPI Win:	327	WON-LOST	WINNING	LAST 10	STRENGTH OF	OPP. STRENGTH	TEAM	ADJ.	CONF.	ADJ CONF.
Average RPI Loss:	133	RECORD	PCT. RANK	GAMES	SCHEDULE	OF SCHEDULE	RPI	RPI	RPI	RPI
DIV. I ONLY	2- 27	345	1- 9	142	111	320	320	11	11	
DIV. I NON-CONF.	0- 11	337	0- 0	242	33	338	338	14	14	

TOTALS	RPI 1-25	RPI 26-50	W-L RECORDS	RPI 51-100	RPI 101-999	RPI 201+				
2- 27	0- 2	0- 1	OVERALL	0- 7	2- 17	2- 6				
1- 13	0- 1	0- 1	HOME	0- 4	1- 7	1- 3				
1- 12	0- 1	0- 0	AWAY	0- 3	1- 8	1- 2				
0- 2	0- 0	0- 0	NEUTRAL	0- 0	0- 2	0- 1				
0- 11	0- 0	0- 1	NON-CONFERENCE	0- 3	0- 7	0- 4				
0- 5	0- 0	0- 1	HOME	0- 2	0- 2	0- 2				
0- 4	0- 0	0- 0	AWAY	0- 1	0- 3	0- 1				
0- 2	0- 0	0- 0	NEUTRAL	0- 0	0- 2	0- 1				
2- 16	0- 2	0- 0	CONFERENCE	0- 4	2- 10	2- 2				
1- 8	0- 1	0- 0	HOME	0- 2	1- 5	1- 1				
1- 8	0- 1	0- 0	AWAY	0- 2	1- 5	1- 1				
0- 0	0- 0	0- 0	NEUTRAL	0- 0	0- 0	0- 0				

RPI 1-25				RPI 26-50				RPI 51-100				RPI 101+ Team's RPI: 320			
RPI	S	Opponent	Score	RPI	S	Opponent	Score	RPI	S	Opponent	Score	RPI	S	Opponent	Score
22	A	Green Bay	45 88	38	H	Michigan	50 86	61	H	Michigan St.	60 97	109	A	Cleveland St.	50 75
22	H	Green Bay	27 85					63	H	Toledo	64 81	109	H	Cleveland St.	76 90
								81	A	IUPUI	62 90	116	A	Western Mich.	62 74
								81	H	IUPUI	59 91	117	A	Milwaukee	45 90
								84	A	Miami (OH)	64 91	117	H	Milwaukee	61 70
								96	A	Wright St.	55 85	154	A	Youngstown St.	59 76
								96	H	Wright St.	60 88	154	H	Youngstown St.	52 72
												157	N	Clemson	44 72
												163	A	Kent St.	74 82
												189	A	Oakland	50 83
												189	H	Oakland	74 85
												209	H	Bowling Green	81 85
												210	H	Eastern Mich.	76 78
												221	A	Illinois	65 73
												222	N	North Texas	57 63
												254	A	Northern Ky.	60 64
												254	H	Northern Ky.	67 78
												327	A	Ill. -Chicago	61 58
												327	H	Ill. -Chicago	73 60

LAST 12 Division I GAMES:															
22	A	Green Bay	45 88	96	A	Wright St.	55 85	154	H	Youngstown St.	52 72				
117	A	Milwaukee	45 90					109	H	Cleveland St.	76 90				
189	H	Oakland	74 85					189	A	Oakland	50 83				
81	H	IUPUI	59 91					117	H	Milwaukee	61 70				
327	H	Ill. -Chicago	73 60					22	H	Green Bay	27 85				
254	A	Northern Ky.	60 64												

Non-Div I Games:

Detroit Mercy

Average RPI Win: 213
Average RPI Loss: 48

WON-LOST
RECORD

WINNING
PCT. RANK

LAST 10
GAMES

STRENGTH OF
SCHEDULE

OPP. STRENGTH
OF SCHEDULE

TEAM
RPI

ADJ.
RPI

CONF.
RPI

ADJ CONF.
RPI

DIV. I ONLY	20- 7	50	10- 0	118	175	77	77	24	24
DIV. I NON-CONF.	4- 7	226	0- 0	11	27	126	126	21	21

TOTALS	RPI 1-25	RPI 26-50	W-L RECORDS	RPI 51-100	RPI 101-999	RPI 201+			
20- 7	0- 2	0- 2	OVERALL	3- 2	17- 1	11- 0			
12- 3	0- 0	0- 2	HOME	2- 1	10- 0	6- 0			
7- 3	0- 2	0- 0	AWAY	1- 1	6- 0	4- 0			
1- 1	0- 0	0- 0	NEUTRAL	0- 0	1- 1	1- 0			
4- 7	0- 2	0- 2	NON-CONFERENCE	1- 2	3- 1	1- 0			
3- 3	0- 0	0- 2	HOME	1- 1	2- 0	0- 0			
0- 3	0- 2	0- 0	AWAY	0- 1	0- 0	0- 0			
1- 1	0- 0	0- 0	NEUTRAL	0- 0	1- 1	1- 0			
16- 0	0- 0	0- 0	CONFERENCE	2- 0	14- 0	10- 0			
9- 0	0- 0	0- 0	HOME	1- 0	8- 0	6- 0			
7- 0	0- 0	0- 0	AWAY	1- 0	6- 0	4- 0			
0- 0	0- 0	0- 0	NEUTRAL	0- 0	0- 0	0- 0			

RPI 1-25				RPI 26-50				RPI 51-100				Team's RPI: 77	RPI 101+			
RPI	S	Opponent	Score	RPI	S	Opponent	Score	RPI	S	Opponent	Score		RPI	S	Opponent	Score
8	A	Oregon	77 110	32	H	South Dakota St.	78 85	62	A	Wyoming	61 75		104	N	George Mason	75 87
17	A	Iowa	66 79	49	H	Creighton	100 108	65	H	Nebraska	84 89		115	H	Iowa St.	83 80
								85	H	Liberty	96 68		117	H	Milwaukee	77 73
								90	A	Missouri St.	80 68		138	A	UNI	72 67
								90	H	Missouri St.	84 65		138	H	UNI	81 64
													159	A	Southern Ill.	75 64
													159	H	Southern Ill.	84 73
													248	A	Illinois St.	65 58
													248	H	Illinois St.	80 64
													256	A	Indiana St.	84 51
													256	H	Indiana St.	85 64
													259	A	Bradley	84 75
													259	H	Bradley	77 71
													293	H	Valparaiso	86 50
													304	H	Loyola Chicago	72 46
													340	N	Mississippi Val.	96 60
													349	A	Evansville	101 50
													349	H	Evansville	107 66
LAST 12 Division I GAMES:																
248	H	Illinois St.	80 64	159	H	Southern Ill.	84 73									
259	H	Bradley	77 71	259	A	Bradley	84 75									
138	A	UNI	72 67	248	A	Illinois St.	65 58									
256	A	Indiana St.	84 51	138	H	UNI	81 64									
349	A	Evansville	101 50	349	H	Evansville	107 66									
90	H	Missouri St.	84 65	256	H	Indiana St.	85 64									

Non-Div I Games: Iowa Wesleyan 102 25

Drake

Loss, Non-Conf, S Site, H Home A Away N Neutral

Average RPI Win: 194

Average RPI Loss: 64

WON-LOST
RECORDWINNING
PCT. RANKLAST 10
GAMESSTRENGTH OF
SCHEDULEOPP. STRENGTH
OF SCHEDULETEAM
RPIADJ.
RPICONF.
RPIADJ CONF.
RPIDIV. I ONLY
DIV. I NON-CONF.22- 6
8- 437
879- 1
0- 0141
205121
9147
9447
9410
1210
12

TOTALS

RPI 1-25

RPI 26-50

W-L RECORDS

RPI 51-100

RPI 101-999

RPI 201+

22- 6

0- 0

0- 1

OVERALL

3- 5

19- 0

12- 0

12- 0

0- 0

0- 0

HOME

3- 0

9- 0

6- 0

9- 4

0- 0

0- 1

AWAY

0- 3

9- 0

6- 0

1- 2

0- 0

0- 0

NEUTRAL

0- 2

1- 0

0- 0

8- 4

0- 0

0- 1

NON-CONFERENCE

1- 3

7- 0

5- 0

4- 0

0- 0

0- 0

HOME

1- 0

3- 0

3- 0

3- 2

0- 0

0- 1

AWAY

0- 1

3- 0

2- 0

1- 2

0- 0

0- 0

NEUTRAL

0- 2

1- 0

0- 0

14- 2

0- 0

0- 0

CONFERENCE

2- 2

12- 0

7- 0

8- 0

0- 0

0- 0

HOME

2- 0

6- 0

3- 0

6- 2

0- 0

0- 0

AWAY

0- 2

6- 0

4- 0

0- 0

0- 0

0- 0

NEUTRAL

0- 0

0- 0

0- 0

RPI 1-25

RPI 26-50

Team's RPI: 47

RPI 51-100

RPI 101+

RPI S Opponent Score

RPI S Opponent Score

RPI S Opponent Score

RPI S Opponent Score

30 A Syracuse 62 72

51 A El on 58 70

112 H Delaware 74 53

51 H El on 58 56

120 N Butler 76 62

67 A James Madi son 48 56

133 A Northeastern 69 58

67 H James Madi son 73 71

133 H Northeastern 58 50

71 N West Vi rgi ni a 42 75

141 A Saint Joseph's 65 58

76 N Vi rgi ni a Tech 67 79

158 A William & Mary 65 58

87 A Penn St. 70 84

158 H William & Mary 54 34

93 H Bucknel l 63 54

228 A Ni agara 66 65

231 H Lafayette 52 37

239 A Hofstra 58 47

239 H Hofstra 47 38

242 H La Salle 79 54

255 A UNCW 58 40

255 H UNCW 68 42

266 A Towson 62 54

266 H Towson 78 53

271 H Cornell 61 39

274 A Col. of Charl eston 80 53

332 A Delaware St. 73 52

LAST 12 Di vi si on I GAMES:

266 A Towson 62 54

266 H Towson 78 53

67 H James Madi son 73 71

133 H Northeastern 58 50

158 H William & Mary 54 34

51 H El on 58 56

255 A UNCW 58 40

239 A Hofstra 58 47

51 A El on 58 70

133 A Northeastern 69 58

274 A Col. of Charl eston 80 53

255 H UNCW 68 42

D
r
e
x
e
lD
r
e
x
e
l

Non-Di v I Games:

Drexel

Loss, Non-Conf, S Site, H Home A Away N Neutral

D
u
q
u
e
s
n
e

Duquesne				Through Games Of Feb. 25, 2018							
Average RPI	Win:	198	WON-LOST	WINNING	LAST 10	STRENGTH OF	OPP. STRENGTH	TEAM	ADJ.	CONF.	ADJ CONF.
Average RPI	Loss:	86	RECORD	PCT. RANK	GAMES	SCHEDULE	OF SCHEDULE	RPI	RPI	RPI	RPI
DIV. I ONLY			23- 6	28	7- 3	208	98	73	73	12	12
DIV. I NON-CONF.			10- 3	52	0- 0	177	42	57	57	10	10

TOTALS	RPI 1-25			RPI 26-50		W-L RECORDS		RPI 51-100		RPI 101-999	RPI 201+
23- 6	0- 1			2- 1		OVERALL		2- 1		19- 3	12- 0
12- 2	0- 0			1- 0		HOME		1- 1		10- 1	8- 0
10- 3	0- 0			1- 1		AWAY		1- 0		8- 2	3- 0
1- 1	0- 1			0- 0		NEUTRAL		0- 0		1- 0	1- 0
10- 3	0- 1			2- 0		NON-CONFERENCE		1- 0		7- 2	5- 0
6- 0	0- 0			1- 0		HOME		1- 0		4- 0	3- 0
3- 2	0- 0			1- 0		AWAY		0- 0		2- 2	1- 0
1- 1	0- 1			0- 0		NEUTRAL		0- 0		1- 0	1- 0
13- 3	0- 0			0- 1		CONFERENCE		1- 1		12- 1	7- 0
6- 2	0- 0			0- 0		HOME		0- 1		6- 1	5- 0
7- 1	0- 0			0- 1		AWAY		1- 0		6- 0	2- 0
0- 0	0- 0			0- 0		NEUTRAL		0- 0		0- 0	0- 0

RPI 1-25				RPI 26-50				RPI 51-100				Team's RPI: 73				RPI 101+			
RPI	S	Opponent	Score	RPI	S	Opponent	Score	RPI	S	Opponent	Score	RPI	S	Opponent	Score	RPI	S	Opponent	Score
2	N	UConn	52 104	27	H	Central Mich.	64 61	63	H	Toledo	73 54	104	H	George Mason	71 64				
				31	A	Dayton	70 79	72	H	Fordham	43 51	113	A	ETSU	77 81				
				34	A	Virginia	74 63	95	A	George Washington	54 53	118	H	Saint Francis (PA)	87 68				
												126	A	Saint Louis	76 66				
												141	A	Saint Joseph's	61 42				
												141	H	Saint Joseph's	50 69				
												155	A	Charlotte	72 75				
												166	A	Pittsburgh	66 53				
												176	A	Davidson	79 54				
												200	A	Richmond	78 70				
												203	N	N.C. A&T	73 60				
												215	H	Akron	66 60				
												242	H	La Salle	78 50				
												251	A	St. Bonaventure	76 73				
												251	H	St. Bonaventure	73 59				
												275	H	Massachusetts	60 57				
												284	A	VCU	70 51				
												284	H	VCU	80 71				
												295	H	Central Conn. St.	83 58				
												333	H	Rhode Island	80 71				
												338	H	Iona	80 59				
												343	A	Winthrop	81 54				
LAST 12 Division I GAMES:																			
251	A	St. Bonaventure	76 73	200	A	Richmond	78 70												
72	H	Fordham	43 51	31	A	Dayton	70 79												
333	H	Rhode Island	80 71	251	H	St. Bonaventure	73 59												
126	A	Saint Louis	76 66	141	A	Saint Joseph's	61 42												
141	H	Saint Joseph's	50 69	104	H	George Mason	71 64												
284	H	VCU	80 71	242	H	La Salle	78 50												

Non-Div I Games:

Duquesne

D
u
q
u
e
s
n
e

Average RPI Win:	222	WON-LOST	WINNING	LAST 10	STRENGTH OF	OPP. STRENGTH	TEAM	ADJ.	CONF.	ADJ CONF.
Average RPI Loss:	88	RECORD	PCT. RANK	GAMES	SCHEDULE	OF SCHEDULE	RPI	RPI	RPI	RPI
DIV. I ONLY	17- 11	107	7- 3	169	97	113	113	17	17	
DIV. I NON-CONF.	6- 8	209	0- 0	180	21	178	178	17	17	

TOTALS	RPI 1-25	RPI 26-50	W-L RECORDS	RPI 51-100	RPI 101-999	RPI 201+				
17- 11	0- 3	0- 0	OVERALL	3- 4	14- 4	9- 2				
9- 3	0- 0	0- 0	HOME	2- 2	7- 1	4- 1				
8- 5	0- 2	0- 0	AWAY	1- 2	7- 1	5- 1				
0- 3	0- 1	0- 0	NEUTRAL	0- 0	0- 2	0- 0				
6- 8	0- 3	0- 0	NON-CONFERENCE	1- 2	5- 3	4- 1				
3- 2	0- 0	0- 0	HOME	1- 1	2- 1	1- 1				
3- 3	0- 2	0- 0	AWAY	0- 1	3- 0	3- 0				
0- 3	0- 1	0- 0	NEUTRAL	0- 0	0- 2	0- 0				
11- 3	0- 0	0- 0	CONFERENCE	2- 2	9- 1	5- 1				
6- 1	0- 0	0- 0	HOME	1- 1	5- 0	3- 0				
5- 2	0- 0	0- 0	AWAY	1- 1	4- 1	2- 1				
0- 0	0- 0	0- 0	NEUTRAL	0- 0	0- 0	0- 0				

RPI 1-25				RPI 26-50				RPI 51-100				RPI 101+ Team's RPI: 113			
RPI	S	Opponent	Score	RPI	S	Opponent	Score	RPI	S	Opponent	Score	RPI	S	Opponent	Score
1	N	Notre Dame	46 77					54	A	Mercer	48 63	105	N	Washington St.	76 80
9	A	Tennessee	49 87					54	H	Mercer	65 85	116	N	Western Mi ch.	79 87
21	A	NC State	58 70					61	H	Mi chi gan St.	74 83	125	H	Ci nci nnati	87 77
								66	A	Houston	69 88	171	A	Samford	64 52
								73	H	Duquesne	81 77	171	H	Samford	76 48
								99	A	Chattanooga	61 55	175	A	Furman	69 57
								99	H	Chattanooga	65 58	175	H	Furman	56 46
												227	A	UNCG	61 65
												227	H	UNCG	60 52
												254	H	Northern Ky.	45 57
												273	A	Appal achian St.	70 57
												296	A	Murray St.	96 68
												298	A	Wofford	61 58
												298	H	Wofford	82 53
												313	H	Tennessee Tech	74 55
												318	A	Western Caro.	76 46
												318	H	Western Caro.	66 50
												343	A	Wi nthrop	74 63

LAST 12 Division I GAMES:															
				54	A	Mercer	48 63	227	A	UNCG	61 65				
				171	A	Samford	64 52	171	H	Samford	76 48				
				175	H	Furman	56 46	54	H	Mercer	65 85				
				298	H	Wofford	82 53	298	A	Wofford	61 58				
				99	A	Chattanooga	61 55	175	A	Furman	69 57				
				318	A	Western Caro.	76 46	99	H	Chattanooga	65 58				

Non-Div I Games: North Greenville 90 67

ETSU

■ Loss,
 ■ Non-Conf,
 ■ S Site,
 ■ Home
 ■ A Away
 N Neutral

Average RPI Win:	219	WON-LOST	WINNING	LAST 10	STRENGTH OF	OPP. STRENGTH	TEAM	ADJ.	CONF.	ADJ CONF.
Average RPI Loss:	146	RECORD	PCT. RANK	GAMES	SCHEDULE	OF SCHEDULE	RPI	RPI	RPI	RPI
DIV. I ONLY	15- 13	156	6- 4	245	115	207	207	8	8	
DIV. I NON-CONF.	8- 5	111	0- 0	319	341	248	248	7	7	

TOTALS	RPI 1-25	RPI 26-50	W-L RECORDS	RPI 51-100	RPI 101-999	RPI 201+				
15- 13	0- 2	0- 0	OVERALL	1- 1	14- 10	7- 1				
11- 5	0- 1	0- 0	HOME	1- 0	10- 4	5- 0				
3- 6	0- 0	0- 0	AWAY	0- 1	3- 1	1- 0				
1- 2	0- 0	0- 0	NEUTRAL	0- 0	1- 2	1- 0				
8- 5	0- 0	0- 0	NON-CONFERENCE	0- 0	8- 5	7- 1				
6- 2	0- 0	0- 0	HOME	0- 0	6- 2	5- 0				
1- 1	0- 0	0- 0	AWAY	0- 0	1- 1	1- 1				
1- 2	0- 0	0- 0	NEUTRAL	0- 0	1- 2	1- 0				
7- 8	0- 2	0- 0	CONFERENCE	1- 1	6- 5	0- 0				
5- 3	0- 1	0- 0	HOME	1- 0	4- 2	0- 0				
2- 5	0- 1	0- 0	AWAY	0- 1	2- 3	0- 0				
0- 0	0- 0	0- 0	NEUTRAL	0- 0	0- 0	0- 0				

RPI 1-25				RPI 26-50				RPI 51-100				RPI 101+ Team's RPI: 207			
RPI	S	Opponent	Score	RPI	S	Opponent	Score	RPI	S	Opponent	Score	RPI	S	Opponent	Score
2	H	UConn	35 96					66	A	Houston	81 97	125	A	Cincinnati	79 70
18	A	South Fla.	47 88					66	H	Houston	80 78	125	H	Cincinnati	54 66
												128	A	Tulane	58 64
												139	H	Wichita St.	77 67
												155	H	Charlotte	58 55
												158	H	William & Mary	65 71
												177	H	Temple	64 65
												183	N	Jacksonville St.	73 82
												195	N	UTEP	79 93
												198	A	Memphis	36 72
												198	H	Memphis	75 62
												199	A	SMU	51 65
												199	H	SMU	76 47
												200	H	Richmond	64 65
												201	A	Tulsa	59 57
												201	H	Tulsa	73 67
												206	H	Norfolk St.	51 46
												255	A	UNCW	62 66
												262	N	Rider	66 63
												277	H	UMES	64 54
												294	H	USC Upstate	66 53
												299	A	Kennesaw St.	66 56
												324	H	N.C. Central	73 61
												339	H	Savannah St.	103 37
LAST 12 Division I GAMES:															
177	H	Temple	64 65	139	H	Wichita St.	77 67								
201	A	Tulsa	59 57	125	A	Cincinnati	79 70								
66	A	Houston	81 97	128	A	Tulane	58 64								
198	H	Memphis	75 62	66	H	Houston	80 78								
18	A	South Fla.	47 88	199	A	SMU	51 65								
199	H	SMU	76 47	201	H	Tulsa	73 67								

Non-Div I Games:

East Carolina

Average RPI Win:	281	WON-LOST	WINNING	LAST 10	STRENGTH OF	OPP. STRENGTH	TEAM	ADJ.	CONF.	ADJ CONF.
Average RPI Loss:	206	RECORD	PCT. RANK	GAMES	SCHEDULE	OF SCHEDULE	RPI	RPI	RPI	RPI
DIV. I ONLY	3- 26	340	1- 9	283	310	346	346	25	25	
DIV. I NON-CONF.	1- 10	327	0- 0	297	314	347	347	27	27	

TOTALS	RPI 1-25	RPI 26-50	W-L RECORDS	RPI 51-100	RPI 101-999	RPI 201+				
3- 26	0- 0	0- 0	OVERALL	0- 3	3- 23	2- 13				
3- 11	0- 0	0- 0	HOME	0- 1	3- 10	2- 7				
0- 14	0- 0	0- 0	AWAY	0- 2	0- 12	0- 6				
0- 1	0- 0	0- 0	NEUTRAL	0- 0	0- 1	0- 0				
1- 10	0- 0	0- 0	NON-CONFERENCE	0- 1	1- 9	1- 4				
1- 4	0- 0	0- 0	HOME	0- 0	1- 4	1- 3				
0- 5	0- 0	0- 0	AWAY	0- 1	0- 4	0- 1				
0- 1	0- 0	0- 0	NEUTRAL	0- 0	0- 1	0- 0				
2- 16	0- 0	0- 0	CONFERENCE	0- 2	2- 14	1- 9				
2- 7	0- 0	0- 0	HOME	0- 1	2- 6	1- 4				
0- 9	0- 0	0- 0	AWAY	0- 1	0- 8	0- 5				
0- 0	0- 0	0- 0	NEUTRAL	0- 0	0- 0	0- 0				

RPI 1-25				RPI 26-50				RPI 51-100				RPI 101+ Team's RPI: 346			
RPI	S	Opponent	Score	RPI	S	Opponent	Score	RPI	S	Opponent	Score	RPI	S	Opponent	Score
								68	A	Bel mont	37 59	109	A	Cleveland St.	69 77
								68	H	Bel mont	58 86	112	N	Delaware	37 66
								96	A	Wright St.	46 81	121	H	Northern Ill.	64 93
												141	A	Saint Joseph's	62 80
												165	A	SIUE	52 62
												165	H	SIUE	76 72
												170	A	Northwestern	40 74
												178	A	UT Martin	57 85
												178	H	UT Martin	44 72
												183	H	Jacksonville St.	50 59
												187	A	Morehead St.	81 89
												219	A	Southeast Mo. St.	48 51
												219	H	Southeast Mo. St.	54 77
												222	H	North Texas	61 63
												243	A	Austin Peay	59 69
												243	H	Austin Peay	66 75
												259	H	Bradley	52 67
												293	H	Valparaiso	67 76
												296	A	Murray St.	61 72
												296	H	Murray St.	63 70
												313	H	Tennessee Tech	57 60
												315	A	Eastern Ky.	51 67
												325	A	Fort Wayne	77 93
												330	A	Tennessee St.	68 86
												330	H	Tennessee St.	66 59
												349	H	Evansville	79 52

								LAST 12 Division I GAMES:							
				165	H	SIUE	76 72	313	H	Tennessee Tech	57 60				
				296	H	Murray St.	63 70	183	H	Jacksonville St.	50 59				
				178	A	UT Martin	57 85	330	A	Tennessee St.	68 86				
				219	A	Southeast Mo. St.	48 51	68	A	Bel mont	37 59				
				243	H	Austin Peay	66 75	219	H	Southeast Mo. St.	54 77				
				165	A	SIUE	52 62	178	H	UT Martin	44 72				

Non-Div I Games:

Eastern Ill.

■ Loss,
 ■ Non-Conf,
 ■ S Site,
 ■ H Home
 ■ A Away
 N Neutral

Average RPI Win: 270

Average RPI Loss: 187

WON-LOST
RECORDWINNING
PCT. RANKLAST 10
GAMESSTRENGTH OF
SCHEDULEOPP. STRENGTH
OF SCHEDULETEAM
RPIADJ.
RPICONF.
RPIADJ CONF.
RPIDIV. I ONLY
DIV. I NON-CONF.7- 19
2- 6288
2801- 9
0- 0288
309251
79315
301315
30125
2725
27

TOTALS

RPI 1-25

RPI 26-50

W-L RECORDS

RPI 51-100

RPI 101-999

RPI 201+

7- 19

0- 0

0- 0

OVERALL

0- 3

7- 16

5- 8

5- 7

0- 0

0- 0

HOME

0- 2

5- 5

3- 2

2- 12

0- 0

0- 0

AWAY

0- 1

2- 11

2- 6

0- 0

0- 0

0- 0

NEUTRAL

0- 0

0- 0

0- 0

2- 6

0- 0

0- 0

NON-CONFERENCE

0- 1

2- 5

2- 2

1- 2

0- 0

0- 0

HOME

0- 1

1- 1

1- 0

1- 4

0- 0

0- 0

AWAY

0- 0

1- 4

1- 2

0- 0

0- 0

0- 0

NEUTRAL

0- 0

0- 0

0- 0

5- 13

0- 0

0- 0

CONFERENCE

0- 2

5- 11

3- 6

4- 5

0- 0

0- 0

HOME

0- 1

4- 4

2- 2

1- 8

0- 0

0- 0

AWAY

0- 1

1- 7

1- 4

0- 0

0- 0

0- 0

NEUTRAL

0- 0

0- 0

0- 0

RPI 1-25

RPI 26-50

RPI 51-100

RPI 101+







Team's RPI: 315








































RPI S Opponent Score

RPI S Opponent Score






















RPI S Opponent Score

RPI S Opponent Score

68  Belmont 62  95
 68  Belmont 55  77
 82  Ohio 57  69

104  George Mason 41  64
 125  Cincinnati 53  64
 163  Kent St. 57  65
 165  SIUE 60  62
 178  UT Martin 49  77
 178  UT Martin 54  72
 183  Jacksonville St. 51  65
 183  Jacksonville St. 48 44
 187  Morehead St. 51  62
 187  Morehead St. 59 56
 209  Bowling Green 60  77
 215  Akron 45  62
 219  Southeast Mo. St. 55  69
 219  Southeast Mo. St. 52  66
 227  UNCG 70 59
 243  Austin Peay 45  59
 296  Murray St. 68  75
 313  Tennessee Tech 76 68
 313  Tennessee Tech 55 53
 318  Western Caro. 62 59
 330  Tennessee St. 58  69
 330  Tennessee St. 58  59
 346  Eastern Ill. 67 51





LAST 12 Division I GAMES:

187  Morehead St. 51  62 330  Tennessee St. 58  59
 219  Southeast Mo. St. 52  66 68  Belmont 55  77
 330  Tennessee St. 58  69 296  Murray St. 68  75
 68  Belmont 62  95 243  Austin Peay 45  59
 187  Morehead St. 59 56 183  Jacksonville St. 48 44
 178  UT Martin 54  72 313  Tennessee Tech 55 53

E
a
s
t
e
r
n
K
y
.E
a
s
t
e
r
n
K
y
.

Non-Div I Games: Ohio Christian 69 45

Eastern Ky.

 Loss,  Non-Conf, S Site,  Home  Away N Neutral

Average RPI Win:	187	WON-LOST	WINNING	LAST 10	STRENGTH OF	OPP. STRENGTH	TEAM	ADJ.	CONF.	ADJ CONF.
Average RPI Loss:	129	RECORD	PCT. RANK	GAMES	SCHEDULE	OF SCHEDULE	RPI	RPI	RPI	RPI
DIV. I ONLY	9- 17	252	2- 8	140	107	210	210	7	7	
DIV. I NON-CONF.	3- 7	254	0- 0	328	331	307	307	8	8	

TOTALS	RPI 1-25	RPI 26-50	W-L RECORDS	RPI 51-100	RPI 101-999	RPI 201+				
9- 17	0- 1	0- 4	OVERALL	3- 2	6- 10	4- 4				
5- 5	0- 0	0- 1	HOME	2- 1	3- 3	2- 1				
4- 11	0- 1	0- 3	AWAY	1- 1	3- 6	2- 3				
0- 1	0- 0	0- 0	NEUTRAL	0- 0	0- 1	0- 0				
3- 7	0- 0	0- 1	NON-CONFERENCE	0- 0	3- 6	3- 3				
2- 0	0- 0	0- 0	HOME	0- 0	2- 0	2- 0				
1- 6	0- 0	0- 1	AWAY	0- 0	1- 5	1- 3				
0- 1	0- 0	0- 0	NEUTRAL	0- 0	0- 1	0- 0				
6- 10	0- 1	0- 3	CONFERENCE	3- 2	3- 4	1- 1				
3- 5	0- 0	0- 1	HOME	2- 1	1- 3	0- 1				
3- 5	0- 1	0- 2	AWAY	1- 1	2- 1	1- 0				
0- 0	0- 0	0- 0	NEUTRAL	0- 0	0- 0	0- 0				

RPI	S	Opponent	Score	RPI	S	Opponent	Score	RPI	S	Opponent	Score	RPI	S	Opponent	Score	Team's RPI: 210
14	A	Buffalo	92 97	27	A	Central Mich.	82 95	63	A	Toledo	69 80	109	A	Cleveland St.	65 77	
				27	H	Central Mich.	72 95	63	H	Toledo	70 57	116	H	Western Mich.	69 67	
				36	A	Ball St.	85 91	82	H	Ohio	73 58	121	A	Northern Ill.	83 76	
				46	A	Minnesota	56 80	84	A	Miami (OH)	74 59	121	H	Northern Ill.	75 84	
								84	H	Miami (OH)	69 73	132	A	Loyola Marymount	64 73	
												163	A	Kent St.	69 76	
												163	H	Kent St.	60 67	
												172	N	Denver	54 60	
												209	A	Bowling Green	54 52	
												215	H	Akron	65 77	
												248	A	Illinois St.	56 65	
												251	A	St. Bonaventure	51 70	
												320	A	Detroit Mercy	78 76	
												327	A	Ill. -Chicago	70 73	
												341	H	Florida A&M	83 61	
												344	H	Longwood	73 44	

LAST 12 Division I GAMES:																
121	H	Northern Ill.	75 84	27	H	Central Mich.	72 95									
63	A	Toledo	69 80	14	A	Buffalo	92 97									
27	A	Central Mich.	82 95	84	H	Miami (OH)	69 73									
82	H	Ohio	73 58	121	A	Northern Ill.	83 76									
215	H	Akron	65 77	116	H	Western Mich.	69 67									
36	A	Ball St.	85 91	84	A	Miami (OH)	74 59									

Non-Div I Games: Rochester College 62 29

Eastern Mich.

Average RPI Win:	224	WON-LOST	WINNING	LAST 10	STRENGTH OF	OPP. STRENGTH	TEAM	ADJ.	CONF.	ADJ CONF.
Average RPI Loss:	104	RECORD	PCT. RANK	GAMES	SCHEDULE	OF SCHEDULE	RPI	RPI	RPI	RPI
DIV. I ONLY	14- 13	165	6- 4	133	150	145	145	19	19	
DIV. I NON-CONF.	4- 7	226	0- 0	62	141	156	156	13	13	

TOTALS	RPI 1-25	RPI 26-50	W-L RECORDS	RPI 51-100	RPI 101-999	RPI 201+				
14- 13	0- 1	0- 3	OVERALL	0- 2	14- 7	7- 1				
10- 3	0- 0	0- 1	HOME	0- 0	10- 2	4- 0				
3- 9	0- 1	0- 2	AWAY	0- 1	3- 5	3- 1				
1- 1	0- 0	0- 0	NEUTRAL	0- 1	1- 0	0- 0				
4- 7	0- 1	0- 1	NON-CONFERENCE	0- 2	4- 3	2- 0				
2- 2	0- 0	0- 0	HOME	0- 0	2- 2	1- 0				
1- 4	0- 1	0- 1	AWAY	0- 1	1- 1	1- 0				
1- 1	0- 0	0- 0	NEUTRAL	0- 1	1- 0	0- 0				
10- 6	0- 0	0- 2	CONFERENCE	0- 0	10- 4	5- 1				
8- 1	0- 0	0- 1	HOME	0- 0	8- 0	3- 0				
2- 5	0- 0	0- 1	AWAY	0- 0	2- 4	2- 1				
0- 0	0- 0	0- 0	NEUTRAL	0- 0	0- 0	0- 0				

RPI 1-25				RPI 26-50				RPI 51-100				RPI 101+				Team's RPI: 145
RPI	S	Opponent	Score	RPI	S	Opponent	Score	RPI	S	Opponent	Score	RPI	S	Opponent	Score	
8	A	Oregon	40 81	37	A	Northern Colo.	62 68	55	A	Purdue	40 65	130	A	Fresno St.	56 81	
				37	H	Northern Colo.	65 70	75	N	Saint Mary's (CA)	56 76	134	H	Idaho St.	66 64	
				39	A	Gonzaga	45 69					135	A	Portland St.	60 75	
												135	H	Portland St.	64 57	
												143	H	BYU	69 73	
												146	H	Cal Poly	75 72	
												147	H	Boise St.	57 61	
												148	A	Idaho	71 85	
												148	H	Idaho	71 64	
												153	H	Weber St.	77 68	
												161	A	North Dakota	79 81	
												161	H	North Dakota	74 70	
												178	N	UT Martin	61 58	
												232	A	Montana St.	74 77	
												240	A	Montana	75 72	
												289	A	Sacramento St.	83 72	
												289	H	Sacramento St.	83 76	
												302	H	Northern Ariz.	82 62	
												310	A	Air Force	65 63	
												322	H	Utah Valley	61 41	
												329	H	Southern Utah	58 41	

LAST 12 Division I GAMES:																
134	H	Idaho St.	66 64	289	H	Sacramento St.	83 76									
153	H	Weber St.	77 68	37	A	Northern Colo.	62 68									
232	A	Montana St.	74 77	161	A	North Dakota	79 81									
240	A	Montana	75 72	329	H	Southern Utah	58 41									
148	A	Idaho	71 85	302	H	Northern Ariz.	82 62									
135	H	Portland St.	64 57	148	H	Idaho	71 64									

Non-Div I Games: Multnomah 88 42

Eastern Wash.

Average RPI Win: **194**
 Average RPI Loss: **76**

WON-LOST
RECORD

WINNING
PCT. RANK

LAST 10
GAMES

STRENGTH OF
SCHEDULE

OPP. STRENGTH
OF SCHEDULE

TEAM
RPI

ADJ.
RPI

CONF.
RPI

ADJ CONF.
RPI

DIV. I ONLY	19- 7	54	9- 1	112	126	51	51	10	10
DIV. I NON-CONF.	7- 3	74	0- 0	124	101	56	56	12	12
<hr/>									
TOTALS	RPI 1-25	RPI 26-50	W-L RECORDS	RPI 51-100	RPI 101-999	RPI 201+			
19- 7	0- 2	2- 1	OVERALL	2- 1	15- 3	11- 0			
11- 0	0- 0	1- 0	HOME	1- 0	9- 0	7- 0			
7- 6	0- 0	1- 0	AWAY	0- 0	6- 0	4- 0			
1- 1	0- 1	0- 0	NEUTRAL	1- 0	0- 0	0- 0			
7- 3	0- 2	1- 0	NON-CONFERENCE	1- 0	5- 1	4- 0			
3- 0	0- 0	0- 0	HOME	0- 0	3- 0	3- 0			
3- 2	0- 1	1- 0	AWAY	0- 0	2- 1	1- 0			
1- 1	0- 1	0- 0	NEUTRAL	1- 0	0- 0	0- 0			
12- 4	0- 0	1- 1	CONFERENCE	1- 1	10- 2	7- 0			
8- 0	0- 0	1- 0	HOME	1- 0	6- 0	4- 0			
4- 4	0- 0	0- 1	AWAY	0- 1	4- 2	3- 0			
0- 0	0- 0	0- 0	NEUTRAL	0- 0	0- 0	0- 0			

RPI 1-25				RPI 26-50				RPI 51-100				RPI 101+			
RPI	S	Opponent	Score	RPI	S	Opponent	Score	RPI	S	Opponent	Score	RPI	S	Opponent	Score
17	N	Iowa	61 74	44	A	UCF	71 57	67	A	James Madison	67 70	108	A	Wake Forest	51 53
21	A	NC State	57 70	47	A	Drexel	56 58	67	H	James Madison	50 43	112	A	Delaware	66 80
				47	H	Drexel	70 58	86	N	Alabama	60 55	112	H	Delaware	64 51
												133	A	Northeastern	65 46
												133	H	Northeastern	78 71
												158	A	William & Mary	75 81
												176	A	Davison	75 58
												202	H	Hampton	82 59
												203	A	N. C. A&T	90 59
												239	A	Hofstra	72 65
												239	H	Hofstra	80 55
												255	H	UNCW	75 67
												266	A	Towson	71 45
												266	H	Towson	84 61
												274	A	Col. of Charleston	77 55
												274	H	Col. of Charleston	97 44
												324	H	N. C. Central	78 50
												343	H	Winthrop	98 37
<hr/>															
LAST 12 Division I GAMES:															
239	H	Hofstra	80 55	274	A	Col. of Charleston	77 55								
133	A	Northeastern	65 46	266	A	Towson	71 45								
239	A	Hofstra	72 65	47	A	Drexel	56 58								
274	H	Col. of Charleston	97 44	112	H	Delaware	64 51								
47	H	Drexel	70 58	266	H	Towson	84 61								
67	H	James Madison	50 43	158	A	William & Mary	75 81								

Non-Div I Games: Coker

106 54

Elon

Average RPI Win:	296	WON-LOST	WINNING	LAST 10	STRENGTH OF	OPP. STRENGTH	TEAM	ADJ.	CONF.	ADJ CONF.
Average RPI Loss:	215	RECORD	PCT. RANK	GAMES	SCHEDULE	OF SCHEDULE	RPI	RPI	RPI	RPI

DIV. I ONLY	1- 24	347	0- 10	310	305	349	349	24	24
DIV. I NON-CONF.	1- 8	313	0- 0	302	342	346	346	21	21

TOTALS	RPI 1-25	RPI 26-50	W-L RECORDS	RPI 51-100	RPI 101-999	RPI 201+			
1- 24	0- 0	0- 1	OVERALL	0- 4	1- 19	1- 15			
1- 10	0- 0	0- 0	HOME	0- 2	1- 8	1- 5			
0- 14	0- 0	0- 0	AWAY	0- 1	0- 3	0- 3			
0- 0	0- 0	0- 0	NEUTRAL	0- 0	0- 0	0- 0			
1- 8	0- 0	0- 1	NON-CONFERENCE	0- 1	1- 6	1- 5			
1- 1	0- 0	0- 0	HOME	0- 0	1- 1	1- 0			
0- 7	0- 0	0- 1	AWAY	0- 1	0- 5	0- 5			
0- 0	0- 0	0- 0	NEUTRAL	0- 0	0- 0	0- 0			
0- 16	0- 0	0- 0	CONFERENCE	0- 3	0- 13	0- 10			
0- 9	0- 0	0- 0	HOME	0- 2	0- 7	0- 5			
0- 7	0- 0	0- 0	AWAY	0- 1	0- 6	0- 5			
0- 0	0- 0	0- 0	NEUTRAL	0- 0	0- 0	0- 0			

RPI 1-25	RPI 26-50	RPI 51-100	RPI 101+	Team's RPI: 349
RPI S Opponent Score	RPI S Opponent Score	RPI S Opponent Score	RPI S Opponent Score	RPI S Opponent Score
	42 Western Ky. 54 92	77 Drake 66 107	138 UNI 41 65	
		77 Drake 50 101	138 UNI 60 85	
		89 Kentucky 62 100	159 Southern Ill. 62 74	
		90 Missouri St. 65 95	187 Morehead St. 75 82	
			219 Southeast Mo. St. 65 74	
			243 Austin Peay 73 82	
			248 Illinois St. 44 70	
			248 Illinois St. 43 67	
			256 Indiana St. 48 56	
			256 Indiana St. 57 66	
			259 Bradley 47 92	
			259 Bradley 59 117	
			293 Valparaiso 59 101	
			293 Valparaiso 54 67	
			296 Murray St. 89 81	
			304 Loyola Chicago 63 82	
			304 Loyola Chicago 47 60	
			319 Alabama A&M 56 70	
			327 Ill. -Chicago 77 96	
			346 Eastern Ill. 52 79	
LAST 12 Division I GAMES:				
293 Valparaiso 54 67	256 Indiana St. 57 66			
304 Loyola Chicago 47 60	304 Loyola Chicago 63 82			
248 Illinois St. 44 70	293 Valparaiso 59 101			
259 Bradley 47 92	259 Bradley 59 117			
138 UNI 60 85	248 Illinois St. 43 67			
77 Drake 50 101	77 Drake 66 107			

Non-Div I Games: Oakland City 96 59 Westminster (MO) 79 53

Average RPI Win: 204
Average RPI Loss: 105

WON-LOST
RECORD

WINNING
PCT. RANK

LAST 10
GAMES

STRENGTH OF
SCHEDULE

OPP. STRENGTH
OF SCHEDULE

TEAM
RPI

ADJ.
RPI

CONF.
RPI

ADJ CONF.
RPI

DIV. I ONLY	24- 4	10	9- 1	180	181	50	50	23	23
DIV. I NON-CONF.	11- 3	45	0- 0	67	54	26	26	22	22
<hr/>									
TOTALS	RPI 1-25	RPI 26-50	W-L RECORDS	RPI 51-100	RPI 101-999	RPI 201+			
24- 4	1- 1	1- 0	OVERALL	4- 2	18- 1	13- 1			
12- 0	0- 0	1- 0	HOME	3- 0	8- 0	6- 0			
10- 2	0- 0	0- 0	AWAY	1- 0	9- 0	7- 0			
2- 2	1- 1	0- 0	NEUTRAL	0- 1	1- 0	0- 0			
11- 3	1- 1	1- 0	NON-CONFERENCE	2- 2	7- 0	4- 0			
5- 0	0- 0	1- 0	HOME	2- 0	2- 0	1- 0			
4- 1	0- 0	0- 0	AWAY	0- 1	4- 0	3- 0			
2- 2	1- 1	0- 0	NEUTRAL	0- 1	1- 0	0- 0			
13- 1	0- 0	0- 0	CONFERENCE	2- 0	11- 1	9- 1			
7- 0	0- 0	0- 0	HOME	1- 0	6- 0	5- 0			
6- 1	0- 0	0- 0	AWAY	1- 0	5- 1	4- 1			
0- 0	0- 0	0- 0	NEUTRAL	0- 0	0- 0	0- 0			

RPI 1-25				RPI 26-50				RPI 51-100				RPI 101+			
RPI	S	Opponent	Score	RPI	S	Opponent	Score	RPI	S	Opponent	Score	RPI	S	Opponent	Score
6	N	Ohio St.	62 104	32	H	South Dakota St.	87 78	56	H	Harvard	65 56	163	N	Kent St.	80 62
23	N	DePaul	89 84					68	N	Belmont	65 75	165	H	SIUE	66 49
								89	H	Kentucky	70 64	185	A	Stetson	74 60
								97	A	Jacksonville	65 63	185	H	Stetson	80 40
								97	H	Jacksonville	63 58	196	A	Siena	63 50
								99	A	Chattanooga	61 68	215	A	Akron	82 63
												221	H	Illinois	85 61
												234	A	Abilene Christian	94 55
												247	A	North Florida	73 75
												247	H	North Florida	67 52
												261	A	Lipscomb	68 54
												261	H	Lipscomb	88 52
												294	A	USC Upstate	88 44
												294	H	USC Upstate	93 60
												299	A	Kennesaw St.	78 57
												299	H	Kennesaw St.	78 51
												308	A	FIU	88 52
												342	A	NJIT	89 43
												342	H	NJIT	90 66
<hr/>															
LAST 12 Division I GAMES:															
185	A	Stetson	74 60	97	A	Jacksonville	65 63								
299	H	Kennesaw St.	78 51	247	A	North Florida	73 75								
261	H	Lipscomb	88 52	97	H	Jacksonville	63 58								
342	A	NJIT	89 43	261	A	Lipscomb	68 54								
294	A	USC Upstate	88 44	299	A	Kennesaw St.	78 57								
247	H	North Florida	67 52	294	H	USC Upstate	93 60								

Non-Div I Games: Southeastern (FL) 76 66 Ave Maria 99 35 Fla. Memorial 82 43

FGCU

Loss, Non-Conf, S Site, H Home A Away N Neutral

Average RPI Win:	241	WON-LOST	WINNING	LAST 10	STRENGTH OF	OPP. STRENGTH	TEAM	ADJ.	CONF.	ADJ CONF.
Average RPI Loss:	176	RECORD	PCT. RANK	GAMES	SCHEDULE	OF SCHEDULE	RPI	RPI	RPI	RPI
DIV. I ONLY	7- 20	294	2- 8	193	227	308	308	18	18	
DIV. I NON-CONF.	3- 10	285	0- 0	231	267	318	318	20	20	

TOTALS	RPI 1-25	RPI 26-50	W-L RECORDS	RPI 51-100	RPI 101-999	RPI 201+				
7- 20	0- 1	0- 3	OVERALL	0- 1	7- 15	5- 9				
7- 10	0- 1	0- 1	HOME	0- 1	7- 7	5- 3				
0- 10	0- 0	0- 2	AWAY	0- 0	0- 8	0- 6				
0- 0	0- 0	0- 0	NEUTRAL	0- 0	0- 0	0- 0				
3- 10	0- 1	0- 2	NON-CONFERENCE	0- 0	3- 7	3- 4				
3- 6	0- 1	0- 1	HOME	0- 0	3- 4	3- 2				
0- 4	0- 0	0- 1	AWAY	0- 0	0- 3	0- 2				
0- 0	0- 0	0- 0	NEUTRAL	0- 0	0- 0	0- 0				
4- 10	0- 0	0- 1	CONFERENCE	0- 1	4- 8	2- 5				
4- 4	0- 0	0- 0	HOME	0- 1	4- 3	2- 1				
0- 6	0- 0	0- 1	AWAY	0- 0	0- 5	0- 4				
0- 0	0- 0	0- 0	NEUTRAL	0- 0	0- 0	0- 0				

RPI 1-25				RPI 26-50				RPI 51-100				RPI 101+ Team's RPI: 308			
RPI	S	Opponent	Score	RPI	S	Opponent	Score	RPI	S	Opponent	Score	RPI	S	Opponent	Score
18	H	South Fla.	52 82	42	A	Western Ky.	47 101	83	H	UAB	61 71	102	H	Rice	68 58
				48	A	Miami (FL)	69 77					107	H	Middle Tenn.	59 63
				50	H	FGCU	52 88					111	A	Georgetown	56 77
												119	H	Bethune-Cookman	59 77
												140	H	Louisiana Tech	57 54
												155	A	Charlotte	57 80
												157	H	Clemson	65 67
												195	H	UTEP	76 77
												222	H	North Texas	46 92
												230	A	Fla. Atlantic	63 67
												230	H	Fla. Atlantic	86 65
												263	A	Morgan St.	51 62
												264	A	Howard	62 69
												267	A	UTSA	66 69
												280	A	Old Dominion	60 68
												286	H	North Dakota St.	68 71
												290	H	Vermont	80 70
												301	A	Marshall	75 78
												301	H	Marshall	67 54
												310	H	Air Force	70 69
												314	H	Charleston So.	77 70
												319	H	Alabama A&M	51 58

LAST 12 Division I GAMES:															
230	A	Fla. Atlantic	63 67	280	A	Old Dominion	60 68								
230	H	Fla. Atlantic	86 65	301	A	Marshall	75 78								
267	A	UTSA	66 69	83	H	UAB	61 71								
107	H	Middle Tenn.	59 63	140	H	Louisiana Tech	57 54								
222	H	North Texas	46 92	102	H	Rice	68 58								
155	A	Charlotte	57 80	42	A	Western Ky.	47 101								

Non-Div I Games:

FIU

Average RPI Win:	286	WON-LOST	WINNING	LAST 10	STRENGTH OF	OPP. STRENGTH	TEAM	ADJ.	CONF.	ADJ CONF.
Average RPI Loss:	174	RECORD	PCT. RANK	GAMES	SCHEDULE	OF SCHEDULE	RPI	RPI	RPI	RPI
DIV. I ONLY	13- 16	204	6- 4	323	276	265	265	28	28	
DIV. I NON-CONF.	3- 8	268	0- 0	298	229	304	304	25	25	

TOTALS	RPI 1-25	RPI 26-50	W-L RECORDS	RPI 51-100	RPI 101-999	RPI 201+				
13- 16	0- 0	0- 3	OVERALL	0- 0	13- 13	11- 4				
8- 5	0- 0	0- 2	HOME	0- 0	8- 3	7- 1				
5- 10	0- 0	0- 1	AWAY	0- 0	5- 9	4- 3				
0- 1	0- 0	0- 0	NEUTRAL	0- 0	0- 1	0- 0				
3- 8	0- 0	0- 1	NON-CONFERENCE	0- 0	3- 7	2- 1				
2- 2	0- 0	0- 1	HOME	0- 0	2- 1	2- 0				
1- 5	0- 0	0- 0	AWAY	0- 0	1- 5	0- 1				
0- 1	0- 0	0- 0	NEUTRAL	0- 0	0- 1	0- 0				
10- 8	0- 0	0- 2	CONFERENCE	0- 0	10- 6	9- 3				
6- 3	0- 0	0- 1	HOME	0- 0	6- 2	5- 1				
4- 5	0- 0	0- 1	AWAY	0- 0	4- 4	4- 2				
0- 0	0- 0	0- 0	NEUTRAL	0- 0	0- 0	0- 0				

RPI	S	Opponent	Score	RPI	S	Opponent	Score	RPI	S	Opponent	Score	RPI	S	Opponent	Score
26	H	Villanova	44 73	43	A	Quinnipiac	45 77	43	H	Quinnipiac	39 58	124	A	Seton Hall	61 80
43	A	Quinnipiac	45 77									133	A	Northeastern	43 63
43	H	Quinnipiac	39 58									158	A	William & Mary	47 57
												174	A	Marist	63 71
												174	H	Marist	34 48
												184	A	Lehigh	53 56
												186	N	New Hampshire	61 71
												194	A	Boston College	66 58
												196	A	Siena	40 51
												196	H	Siena	44 43
												200	H	Richmond	67 72
												228	H	Niagara	59 53
												257	A	Manhattan	44 55
												257	H	Manhattan	55 52
												262	A	Rider	68 57
												262	H	Rider	45 61
												279	A	Canisius	56 52
												291	A	Monmouth	65 73
												291	H	Monmouth	61 55
												292	H	Mt. St. Mary's	76 65
												333	A	Rhode Island	47 62
												338	A	Iona	78 68
												338	H	Iona	59 39
												347	H	UMass Lowell	78 67
												348	A	Saint Peter's	62 40
												348	H	Saint Peter's	62 41

LAST 12 Division I GAMES:															
338	H	Iona	59 39	338	A	Iona	78 68	257	H	Manhattan	55 52				
291	A	Monmouth	65 73	43	H	Quinnipiac	39 58	262	A	Rider	68 57				
348	A	Saint Peter's	62 40	196	A	Siena	40 51	43	A	Quinnipiac	45 77				
196	H	Siena	44 43												
174	H	Marist	34 48												
257	A	Manhattan	44 55												

Non-Div I Games:

Fairfield

Average RPI Win: 297
Average RPI Loss: 201

WON-LOST
RECORD

WINNING
PCT. RANK

LAST 10
GAMES

STRENGTH OF
SCHEDULE

OPP. STRENGTH
OF SCHEDULE

TEAM
RPI

ADJ.
RPI

CONF.
RPI

ADJ CONF.
RPI

DIV. I ONLY	14- 12	149	5- 5	347	332	278	278	29	29
DIV. I NON-CONF.	7- 3	74	0- 0	344	338	241	241	29	29
TOTALS	RPI 1-25	RPI 26-50	W-L RECORDS	RPI 51-100	RPI 101-999	RPI 201+			
14- 12	0- 0	0- 1	OVERALL	0- 0	14- 11	13- 6			
8- 6	0- 0	0- 0	HOME	0- 0	8- 6	7- 3			
6- 6	0- 0	0- 1	AWAY	0- 0	6- 5	6- 3			
0- 0	0- 0	0- 0	NEUTRAL	0- 0	0- 0	0- 0			
7- 3	0- 0	0- 1	NON-CONFERENCE	0- 0	7- 2	6- 1			
5- 1	0- 0	0- 0	HOME	0- 0	5- 1	4- 0			
2- 2	0- 0	0- 1	AWAY	0- 0	2- 1	2- 1			
0- 0	0- 0	0- 0	NEUTRAL	0- 0	0- 0	0- 0			
7- 9	0- 0	0- 0	CONFERENCE	0- 0	7- 9	7- 5			
3- 5	0- 0	0- 0	HOME	0- 0	3- 5	3- 3			
4- 4	0- 0	0- 0	AWAY	0- 0	4- 4	4- 2			
0- 0	0- 0	0- 0	NEUTRAL	0- 0	0- 0	0- 0			

RPI 1-25				RPI 26-50				RPI 51-100				RPI 101+ Team's RPI: 278			
RPI	S	Opponent	Score	RPI	S	Opponent	Score	RPI	S	Opponent	Score	RPI	S	Opponent	Score
				41	A	Rutgers	35 101					118	A	Saint Francis (PA)	61 80
												118	H	Saint Francis (PA)	56 80
												129	A	Robert Morris	49 62
												129	H	Robert Morris	68 77
												160	H	Army West Point	58 56
												180	H	Stony Brook	51 56
												260	H	Sacred Heart	69 59
												264	A	Howard	65 68
												270	A	St. Francis Brooklyn	70 62
												272	A	LIU Brooklyn	61 49
												272	H	LIU Brooklyn	53 62
												281	H	Colgate	61 51
												285	A	Bryant	77 69
												285	H	Bryant	48 65
												291	H	Monmouth	78 61
												292	A	Mt. St. Mary's	52 55
												292	H	Mt. St. Mary's	53 55
												295	A	Central Conn. St.	56 76
												295	H	Central Conn. St.	78 49
												331	A	Wagner	74 64
												331	H	Wagner	62 61
												342	A	NJIT	74 70
												344	A	Longwood	72 52
												347	H	UMass Lowell	60 51
												348	H	Saint Peter's	69 59
LAST 12 Division I GAMES:															
				272	H	LIU Brooklyn	53 62					285	A	Bryant	77 69
				118	A	Saint Francis (PA)	61 80					272	A	LIU Brooklyn	61 49
				129	A	Robert Morris	49 62					270	A	St. Francis Brooklyn	70 62
				331	H	Wagner	62 61					260	H	Sacred Heart	69 59
				292	H	Mt. St. Mary's	53 55					295	H	Central Conn. St.	78 49
				295	A	Central Conn. St.	56 76					285	H	Bryant	48 65

Non-Div I Games: Rutgers-Newark 76 40

Fairleigh Dickinson

Loss, Non-Conf, S Site, H Home A Away N Neutral

Average RPI Win:	260	WON-LOST	WINNING	LAST 10	STRENGTH OF	OPP. STRENGTH	TEAM	ADJ.	CONF.	ADJ CONF.
Average RPI Loss:	160	RECORD	PCT. RANK	GAMES	SCHEDULE	OF SCHEDULE	RPI	RPI	RPI	RPI
DIV. I ONLY	12- 13	190	4- 6	242	241	230	230	18	18	
DIV. I NON-CONF.	6- 5	153	0- 0	290	295	234	234	20	20	

TOTALS	RPI 1-25	RPI 26-50	W-L RECORDS	RPI 51-100	RPI 101-999	RPI 201+				
12- 13	0- 0	0- 1	OVERALL	0- 3	12- 9	10- 5				
9- 5	0- 0	0- 0	HOME	0- 1	9- 4	7- 2				
3- 7	0- 0	0- 1	AWAY	0- 2	3- 4	3- 2				
0- 1	0- 0	0- 0	NEUTRAL	0- 0	0- 1	0- 1				
6- 5	0- 0	0- 0	NON-CONFERENCE	0- 2	6- 3	6- 2				
4- 2	0- 0	0- 0	HOME	0- 1	4- 1	4- 1				
2- 2	0- 0	0- 0	AWAY	0- 1	2- 1	2- 0				
0- 1	0- 0	0- 0	NEUTRAL	0- 0	0- 1	0- 1				
6- 8	0- 0	0- 1	CONFERENCE	0- 1	6- 6	4- 3				
5- 3	0- 0	0- 0	HOME	0- 0	5- 3	3- 1				
1- 5	0- 0	0- 1	AWAY	0- 1	1- 3	1- 2				
0- 0	0- 0	0- 0	NEUTRAL	0- 0	0- 0	0- 0				

RPI 1-25	RPI 26-50	RPI 51-100	RPI 101+	Team's RPI: 230
RPI S Opponent Score	RPI S Opponent Score	RPI S Opponent Score	RPI S Opponent Score	RPI S Opponent Score
	42 Western Ky. 63 82	54 Mercer 55 66 65 Nebraska 69 86 83 UAB 57 90	102 Rice 53 67 107 Middle Tenn. 65 69 140 Louisiana Tech 86 72 150 Colorado 69 76 195 UTEP 70 75 195 UTEP 72 66 208 Southern Miss. 89 74 209 Bowling Green 55 66 222 North Texas 51 65 247 North Florida 83 75 256 Indiana St. 66 58 258 Grand Canyon 73 77 267 UTSA 99 65 270 St. Francis Brooklyn 80 60 280 Old Dominion 54 59 283 UMKC 65 55 301 Marshall 79 59 308 FIU 65 86 308 FIU 67 63 309 Georgia St. 82 50 332 Delaware St. 90 67	
LAST 12 Division I GAMES:				
308 FIU 67 63	42 Western Ky. 63 82	308 Southern Miss. 89 74	83 UAB 57 90	267 UTSA 99 65
308 FIU 65 86	267 UTSA 99 65	280 Old Dominion 54 59	140 Louisiana Tech 86 72	195 UTEP 70 75
222 North Texas 51 65	195 UTEP 70 75	107 Middle Tenn. 65 69	102 Rice 53 67	

Non-Div I Games:

Fla. Atlantic

Average RPI Win: 199

Average RPI Loss: 61

WON-LOST
RECORDWINNING
PCT. RANKLAST 10
GAMESSTRENGTH OF
SCHEDULEOPP. STRENGTH
OF SCHEDULETEAM
RPIADJ.
RPICONF.
RPIADJ CONF.
RPIDIV. I ONLY
DIV. I NON-CONF.11- 18
8- 5240
1112- 8
0- 046
19349
131156
177156
1772
22
2

TOTALS

RPI 1-25

RPI 26-50

W-L RECORDS

RPI 51-100

RPI 101-999

RPI 201+

11- 18

0- 9

1- 2

OVERALL

1- 4

9- 3

4- 1

7- 10

0- 5

0- 1

HOME

1- 3

6- 1

3- 1

2- 7

0- 4

1- 1

AWAY

0- 1

1- 1

0- 0

2- 1

0- 0

0- 0

NEUTRAL

0- 0

2- 1

1- 0

8- 5

0- 2

1- 0

NON-CONFERENCE

1- 1

6- 2

4- 1

5- 4

0- 2

0- 0

HOME

1- 1

4- 1

3- 1

1- 0

0- 0

1- 0

AWAY

0- 0

0- 0

0- 0

2- 1

0- 0

0- 0

NEUTRAL

0- 0

2- 1

1- 0

3- 13

0- 7

0- 2

CONFERENCE

0- 3

3- 1

0- 0

2- 6

0- 3

0- 1

HOME

0- 2

2- 0

0- 0

1- 7

0- 4

0- 1

AWAY

0- 1

1- 1

0- 0

0- 0

0- 0

0- 0

NEUTRAL

0- 0

0- 0

0- 0

RPI 1-25

RPI 26-50

RPI 51-100

RPI 101+

Team's RPI: 156

RPI	S	Opponent	Score
3	A	Mississippi St.	53 90
3	H	Mississippi St.	50 98
6	H	Ohio St.	77 103
7	H	Florida St.	54 84
9	H	Tennessee	42 70
15	A	South Carolina	57 64
16	A	Texas A&M	80 85
19	A	Missouri	64 66
25	H	LSU	59 66

RPI	S	Opponent	Score
28	A	Georgia	43 63
28	H	Georgia	57 66
29	A	Oklahoma	80 61

RPI	S	Opponent	Score
86	H	Alabama	54 63
89	H	Kentucky	53 56
97	H	Jacksonville	69 59
98	A	Auburn	55 84
99	H	Chattanooga	60 65

RPI	S	Opponent	Score
136	H	Vanderbilt	88 71
137	A	Arkansas	65 51
141	H	Saint Joseph's	71 51
164	A	Ole Miss	75 78
164	H	Ole Miss	61 60
185	N	Stetson	71 85
200	N	Richmond	87 80
213	H	Arkansas St.	69 70
301	H	Marshall	74 69
309	H	Georgia St.	82 66
332	H	Delaware St.	85 51
339	N	Savannah St.	90 40

LAST 12 Division I GAMES:

28	A	Georgia	43 63	19	A	Missouri	64 66
9	H	Tennessee	42 70	28	H	Georgia	57 66
136	H	Vanderbilt	88 71	3	A	Mississippi St.	53 90
16	A	Texas A&M	80 85	164	H	Ole Miss	61 60
15	A	South Carolina	57 64	137	A	Arkansas	65 51
3	H	Mississippi St.	50 98	25	H	LSU	59 66

Non-Div I Games:

Florida

Loss,
 Non-Conf, S Site,
 H Home
A Away
 N Neutral

Average RPI Win:	314	WON-LOST	WINNING	LAST 10	STRENGTH OF	OPP. STRENGTH	TEAM	ADJ.	CONF.	ADJ CONF.
Average RPI Loss:	221	RECORD	PCT. RANK	GAMES	SCHEDULE	OF SCHEDULE	RPI	RPI	RPI	RPI
DIV. I ONLY	5- 21	318	3- 7	341	288	341	341	31	31	
DIV. I NON-CONF.	1- 11	331	0- 0	326	185	343	343	30	30	

TOTALS	RPI 1-25	RPI 26-50	W-L RECORDS	RPI 51-100	RPI 101-999	RPI 201+				
5- 21	0- 0	0- 0	OVERALL	0- 3	5- 18	5- 17				
3- 5	0- 0	0- 0	HOME	0- 0	3- 5	3- 5				
2- 15	0- 0	0- 0	AWAY	0- 3	2- 12	2- 11				
0- 1	0- 0	0- 0	NEUTRAL	0- 0	0- 1	0- 1				
1- 11	0- 0	0- 0	NON-CONFERENCE	0- 3	1- 8	1- 8				
0- 2	0- 0	0- 0	HOME	0- 0	0- 2	0- 2				
1- 8	0- 0	0- 0	AWAY	0- 3	1- 5	1- 5				
0- 1	0- 0	0- 0	NEUTRAL	0- 0	0- 1	0- 1				
4- 10	0- 0	0- 0	CONFERENCE	0- 0	4- 10	4- 9				
3- 3	0- 0	0- 0	HOME	0- 0	3- 3	3- 3				
1- 7	0- 0	0- 0	AWAY	0- 0	1- 7	1- 6				
0- 0	0- 0	0- 0	NEUTRAL	0- 0	0- 0	0- 0				

RPI 1-25				RPI 26-50				RPI 51-100				RPI 101+				Team's RPI: 341
RPI	S	Opponent	Score	RPI	S	Opponent	Score	RPI	S	Opponent	Score	RPI	S	Opponent	Score	
								84	A	Miami (OH)	33 73	119	A	Bethune-Cookman	42 44	
								86	A	Alabama	55 91	202	A	Hampton	65 66	
								91	A	Kansas St.	57 81	203	H	N. C. A&T	52 73	
												206	A	Norfolk St.	49 70	
												210	A	Eastern Mich.	61 83	
												216	A	Xavier	52 70	
												224	N	A&M-Corpus Christi	55 58	
												233	A	Texas Tech	63 82	
												238	A	Omaha	73 78	
												247	H	North Florida	68 77	
												260	H	Sacred Heart	68 73	
												263	A	Morgan St.	56 61	
												263	H	Morgan St.	44 59	
												264	A	Howard	65 76	
												264	H	Howard	74 59	
												277	A	UMES	70 87	
												307	A	UTRGV	38 51	
												316	A	Coppin St.	56 62	
												318	A	Western Caro.	80 63	
												324	H	N. C. Central	84 81	
												332	A	Delaware St.	73 65	
												332	H	Delaware St.	59 54	
												339	H	Savannah St.	47 65	
LAST 12 Division I GAMES:																
				203	H	N. C. A&T	52 73					339	H	Savannah St.	47 65	
				332	A	Delaware St.	73 65					206	A	Norfolk St.	49 70	
				263	H	Morgan St.	44 59					202	A	Hampton	65 66	
				324	H	N. C. Central	84 81					332	H	Delaware St.	59 54	
				277	A	UMES	70 87					119	A	Bethune-Cookman	42 44	
				264	A	Howard	65 76					316	A	Coppin St.	56 62	

Non-Div I Games: Lynn 74 37

Florida A&M

Average RPI Win:	120	WON-LOST	WINNING	LAST 10	STRENGTH OF	OPP. STRENGTH	TEAM	ADJ.	CONF.	ADJ CONF.
Average RPI Loss:	15	RECORD	PCT. RANK	GAMES	SCHEDULE	OF SCHEDULE	RPI	RPI	RPI	RPI
DIV. I ONLY	24- 5	16	7- 3	13	24	7	7	1	1	
DIV. I NON-CONF.	12- 1	6	0- 0	31	94	5	5	1	1	

TOTALS	RPI 1-25	RPI 26-50	W-L RECORDS	RPI 51-100	RPI 101-999	RPI 201+				
24- 5	2- 4	4- 1	OVERALL	5- 0	13- 0	3- 0				
13- 1	0- 1	2- 0	HOME	4- 0	7- 0	2- 0				
11- 4	2- 3	2- 1	AWAY	1- 0	6- 0	1- 0				
0- 0	0- 0	0- 0	NEUTRAL	0- 0	0- 0	0- 0				
12- 1	1- 1	1- 0	NON-CONFERENCE	3- 0	7- 0	3- 0				
6- 0	0- 0	0- 0	HOME	2- 0	4- 0	2- 0				
6- 1	1- 1	1- 0	AWAY	1- 0	3- 0	1- 0				
0- 0	0- 0	0- 0	NEUTRAL	0- 0	0- 0	0- 0				
12- 4	1- 3	3- 1	CONFERENCE	2- 0	6- 0	0- 0				
7- 1	0- 1	2- 0	HOME	2- 0	3- 0	0- 0				
5- 3	1- 2	1- 1	AWAY	0- 0	3- 0	0- 0				
0- 0	0- 0	0- 0	NEUTRAL	0- 0	0- 0	0- 0				

RPI	S	Opponent	Score	RPI	S	Opponent	Score	RPI	S	Opponent	Score	RPI	S	Opponent	Score
1	H	Notre Dame	69 100	30	A	Syracuse	69 76	57	H	Arizona St.	77 66	108	A	Wake Forest	81 79
5	A	Louisville	50 49	34	H	Virginia	77 62	64	H	Georgia Tech	64 61	110	H	North Carolina	103 65
11	A	Texas	72 87	48	A	Miami (FL)	91 71	67	A	James Madison	79 63	156	A	Florida	84 54
12	A	Duke	66 79	48	H	Miami (FL)	105 67	76	H	Virginia Tech	107 62	157	A	Clemson	69 47
17	A	Iowa	94 93	49	A	Creighton	92 82	97	H	Jacksonville	82 50	157	H	Clemson	91 43
21	A	NC State	56 65									166	A	Pittsburgh	66 59

LAST 12 Division I GAMES:															
64	H	Georgia Tech	64 61	166	A	Pittsburgh	66 59	21	A	NC State	56 65	1	H	Notre Dame	69 100
194	H	Boston College	67 39									5	A	Louisville	50 49
12	A	Duke	66 79									108	A	Wake Forest	81 79
157	H	Clemson	91 43									76	H	Virginia Tech	107 62
48	A	Miami (FL)	91 71												
34	H	Virginia	77 62												

Non-Div I Games:

Florida St.

Average RPI Win: 182	WON-LOST RECORD	WINNING PCT. RANK	LAST 10 GAMES	STRENGTH OF SCHEDULE	OPP. STRENGTH OF SCHEDULE	TEAM RPI	ADJ. RPI	CONF. RPI	ADJ CONF. RPI
Average RPI Loss: 87									
DIV. I ONLY	21- 8	58	7- 3	130	100	72	72	12	12
DIV. I NON-CONF.	9- 4	82	0- 0	122	62	69	69	10	10

TOTALS	RPI 1-25	RPI 26-50	W-L RECORDS	RPI 51-100	RPI 101-999	RPI 201+			
21- 8	0- 1	1- 2	OVERALL	5- 2	15- 3	8- 0			
13- 3	0- 1	1- 1	HOME	3- 0	9- 1	5- 0			
8- 5	0- 0	0- 1	AWAY	2- 2	6- 2	3- 0			
0- 0	0- 0	0- 0	NEUTRAL	0- 0	0- 0	0- 0			
9- 4	0- 1	1- 0	NON-CONFERENCE	3- 2	5- 1	3- 0			
7- 1	0- 1	1- 0	HOME	2- 0	4- 0	2- 0			
2- 3	0- 0	0- 0	AWAY	1- 2	1- 1	1- 0			
0- 0	0- 0	0- 0	NEUTRAL	0- 0	0- 0	0- 0			
12- 4	0- 0	0- 2	CONFERENCE	2- 0	10- 2	5- 0			
6- 2	0- 0	0- 1	HOME	1- 0	5- 1	3- 0			
6- 2	0- 0	0- 1	AWAY	1- 0	5- 1	2- 0			
0- 0	0- 0	0- 0	NEUTRAL	0- 0	0- 0	0- 0			

RPI	S	Opponent	Score	RPI	S	Opponent	Score	RPI	S	Opponent	Score	RPI	S	Opponent	Score
10	H	UCLA	30 67	31	A	Dayton	54 79	58	H	UC Davis	70 62	104	A	George Mason	67 62
				31	H	Dayton	62 63	70	A	St. John's (NY)	67 64	126	A	Saint Louis	85 91
				37	H	Northern Colo.	48 33	73	A	Duquesne	51 43	126	H	Saint Louis	66 63
								79	A	Albany (NY)	52 59	141	H	Saint Joseph's	50 52
								87	A	Penn St.	60 65	144	H	Hartford	69 44
								93	H	Bucknell	71 62	166	H	Pittsburgh	58 55
								95	H	George Washington	61 50	176	A	Davidson	58 45
												176	H	Davidson	66 58
												194	A	Boston College	52 55
												200	A	Richmond	43 38
												242	H	La Salle	66 45
												251	H	St. Bonaventure	72 48
												257	A	Manhattan	54 48
												275	A	Massachusetts	62 51
												284	A	VCU	64 54
												321	H	UMBC	55 46
												333	H	Rhode Island	76 64
												338	H	Iona	78 48

LAST 12 Division I GAMES:															
141	H	Saint Joseph's	50 52	126	A	Saint Louis	85 91								
73	A	Duquesne	51 43	104	A	George Mason	67 62								
31	A	Dayton	54 79	251	H	St. Bonaventure	72 48								
242	H	La Salle	66 45	200	A	Richmond	43 38								
176	A	Davidson	58 45	31	H	Dayton	62 63								
333	H	Rhode Island	76 64	284	A	VCU	64 54								

Non-Div I Games:

Fordham

Average RPI Win:	296	WON-LOST	WINNING	LAST 10	STRENGTH OF	OPP. STRENGTH	TEAM	ADJ.	CONF.	ADJ CONF.
Average RPI Loss:	163	RECORD	PCT. RANK	GAMES	SCHEDULE	OF SCHEDULE	RPI	RPI	RPI	RPI
DIV. I ONLY	3- 21	330	0- 10	171	220	325	325	13	13	
DIV. I NON-CONF.	2- 8	290	0- 0	293	313	334	334	16	16	

TOTALS	RPI 1-25	RPI 26-50	W-L RECORDS	RPI 51-100	RPI 101-999	RPI 201+				
3- 21	0- 0	0- 3	OVERALL	0- 3	3- 15	3- 8				
3- 8	0- 0	0- 1	HOME	0- 1	3- 6	3- 2				
0- 13	0- 0	0- 2	AWAY	0- 2	0- 9	0- 6				
0- 0	0- 0	0- 0	NEUTRAL	0- 0	0- 0	0- 0				
2- 8	0- 0	0- 1	NON-CONFERENCE	0- 1	2- 6	2- 5				
2- 2	0- 0	0- 0	HOME	0- 0	2- 2	2- 1				
0- 6	0- 0	0- 1	AWAY	0- 1	0- 4	0- 4				
0- 0	0- 0	0- 0	NEUTRAL	0- 0	0- 0	0- 0				
1- 13	0- 0	0- 2	CONFERENCE	0- 2	1- 9	1- 3				
1- 6	0- 0	0- 1	HOME	0- 1	1- 4	1- 1				
0- 7	0- 0	0- 1	AWAY	0- 1	0- 5	0- 2				
0- 0	0- 0	0- 0	NEUTRAL	0- 0	0- 0	0- 0				

RPI 1-25				RPI 26-50				RPI 51-100				RPI 101+				Team's RPI: 325	
RPI	S	Opponent	Score	RPI	S	Opponent	Score	RPI	S	Opponent	Score	RPI	S	Opponent	Score		
				32	A	South Dakota St.	49 105	59	A	South Dakota	43 85	101	A	Western Ill.	44 91		
				32	H	South Dakota St.	55 77	59	H	South Dakota	60 79	101	H	Western Ill.	64 100		
				38	A	Michigan	45 77	68	A	Belmont	42 74	117	H	Milwaukee	48 60		
												172	A	Denver	65 86		
												172	H	Denver	55 73		
												181	A	Oral Roberts	45 66		
												181	H	Oral Roberts	48 73		
												216	A	Xavier	50 62		
												221	A	Illinois	50 64		
												235	A	Coastal Caro.	58 67		
												238	A	Omaha	61 77		
												238	H	Omaha	76 65		
												286	A	North Dakota St.	56 72		
												286	H	North Dakota St.	52 66		
												293	A	Valparaiso	50 68		
												304	H	Loyola Chicago	79 70		
												327	H	Ill. -Chicago	51 67		
												346	H	Eastern Ill.	93 77		
LAST 12 Division I GAMES:																	
				32	H	South Dakota St.	55 77	32	A	South Dakota St.	49 105						
				286	H	North Dakota St.	52 66	286	A	North Dakota St.	56 72						
				238	A	Omaha	61 77	101	A	Western Ill.	44 91						
				59	H	South Dakota	60 79	59	A	South Dakota	43 85						
				172	A	Denver	65 86	238	H	Omaha	76 65						
				181	A	Oral Roberts	45 66	172	H	Denver	55 73						

Non-Div I Games: Quincy 73 72 Maryville (MO) 70 76 Findlay 55 75

Fort Wayne

Average RPI Win: 202		WON-LOST RECORD	WINNING PCT. RANK	LAST 10 GAMES	STRENGTH OF SCHEDULE	OPP. STRENGTH OF SCHEDULE	TEAM RPI	ADJ. RPI	CONF. RPI	ADJ CONF. RPI
Average RPI Loss: 155										
DIV. I ONLY		16- 12	133	7- 3	168	161	130	130	16	16
DIV. I NON-CONF.		5- 6	187	0- 0	129	251	186	186	15	15
TOTALS		RPI 1-25	RPI 26-50	W-L RECORDS	RPI 51-100	RPI 101-999	RPI 201+			
16- 12	0- 0		0- 0	OVERALL	2- 4	14- 8	8- 4			
11- 3	0- 0		0- 0	HOME	1- 2	10- 1	6- 1			
5- 9	0- 0		0- 0	AWAY	1- 2	4- 7	2- 3			
0- 0	0- 0		0- 0	NEUTRAL	0- 0	0- 0	0- 0			
5- 6	0- 0		0- 0	NON-CONFERENCE	0- 1	5- 5	1- 2			
4- 2	0- 0		0- 0	HOME	0- 1	4- 1	1- 1			
1- 4	0- 0		0- 0	AWAY	0- 0	1- 4	0- 1			
0- 0	0- 0		0- 0	NEUTRAL	0- 0	0- 0	0- 0			
11- 6	0- 0		0- 0	CONFERENCE	2- 3	9- 3	7- 2			
7- 1	0- 0		0- 0	HOME	1- 1	6- 0	5- 0			
4- 5	0- 0		0- 0	AWAY	1- 2	3- 3	2- 2			
0- 0	0- 0		0- 0	NEUTRAL	0- 0	0- 0	0- 0			

RPI 1-25				RPI 26-50				RPI 51-100				RPI 101+				Team's RPI: 130	
RPI	S	Opponent	Score	RPI	S	Opponent	Score	RPI	S	Opponent	Score	RPI	S	Opponent	Score		
								57	H	Arizona St.	49	81	122	A	Colorado St.	75	64
								62	A	Wyomi ng	57	74	122	H	Colorado St.	56	45
								62	H	Wyomi ng	60	47	131	A	San Franci sco	62	70
								80	A	UNLV	74	72	142	A	Texas St.	59	76
								80	H	UNLV	58	73	145	H	Eastern Wash.	81	56
								94	A	New Mexi co	75	88	147	A	Boise St.	66	75
													153	H	Weber St.	81	78
													168	A	UT Arling ton	54	67
													191	H	Paci fic	81	70
													192	A	UC Santa Barbara	64	57
													214	A	CSUN	72	85
													217	A	Nevada	73	90
													217	H	Nevada	68	55
													240	H	Montana	61	58
													246	H	UC Ri versi de	56	68
													253	H	San Jose St.	81	71
													268	A	San Diego St.	66	60
													268	H	San Diego St.	64	53
													305	A	Utah St.	52	60
													305	H	Utah St.	57	56
													310	A	Air Force	64	58
													310	H	Air Force	64	48
LAST 12 Division I GAMES:																	
				62	A	Wyomi ng	57	74	217	H	Nevada	68	55				
				80	H	UNLV	58	73	310	H	Air Force	64	48				
				122	A	Colorado St.	75	64	305	A	Utah St.	52	60				
				253	H	San Jose St.	81	71	80	A	UNLV	74	72				
				268	A	San Diego St.	66	60	268	H	San Diego St.	64	53				
				62	H	Wyomi ng	60	47	94	A	New Mexi co	75	88				

Non-Div I Games:

Fresno St.

Average RPI Win: 224
Average RPI Loss: 154

WON-LOST
RECORD

WINNING
PCT. RANK

LAST 10
GAMES

STRENGTH OF
SCHEDULE

OPP. STRENGTH
OF SCHEDULE

TEAM
RPI

ADJ.
RPI

CONF.
RPI

ADJ CONF.
RPI

DIV. I ONLY	14- 12	149	5- 4	253	158	175	175	17	17
DIV. I NON-CONF.	7- 5	132	0- 0	287	179	161	161	17	17

TOTALS	RPI 1-25	RPI 26-50	W-L RECORDS	RPI 51-100	RPI 101-999	RPI 201+			
14- 12	0- 0	0- 1	OVERALL	3- 2	11- 9	9- 5			
9- 2	0- 0	0- 0	HOME	1- 1	8- 1	6- 0			
4- 9	0- 0	0- 0	AWAY	1- 0	3- 3	3- 2			
1- 1	0- 0	0- 0	NEUTRAL	1- 0	0- 1	0- 1			
7- 5	0- 0	0- 1	NON-CONFERENCE	1- 0	6- 4	5- 3			
4- 0	0- 0	0- 0	HOME	0- 0	4- 0	3- 0			
2- 4	0- 0	0- 1	AWAY	0- 0	2- 3	2- 2			
1- 1	0- 0	0- 0	NEUTRAL	1- 0	0- 1	0- 1			
7- 7	0- 0	0- 0	CONFERENCE	2- 2	5- 5	4- 2			
5- 2	0- 0	0- 0	HOME	1- 1	4- 1	3- 0			
2- 5	0- 0	0- 0	AWAY	1- 1	1- 4	1- 2			
0- 0	0- 0	0- 0	NEUTRAL	0- 0	0- 0	0- 0			

RPI S Opponent	Score	RPI S Opponent	Score	RPI S Opponent	Score	RPI S Opponent	Score	Team's RPI: 175
		28 A Georgia	44 79	54 A Mercer	53 65	110 A North Carolina	56 84	
				54 H Mercer	64 86	113 A ETSU	46 56	
				82 N Ohio	70 68	113 H ETSU	57 69	
				99 A Chattanooga	50 45	171 A Samford	58 62	
				99 H Chattanooga	58 57	171 H Samford	45 41	
						176 H Davidson	65 62	
						216 N Xavier	62 75	
						218 A Gardner-Webb	57 71	
						226 A UNC Asheville	71 63	
						227 A UNCG	74 76	
						227 H UNCG	55 54	
						250 A Presbyterian	75 76	
						255 H UNCW	76 71	
						274 H Col. of Charleston	72 58	
						294 A USC Upstate	80 59	
						298 A Wofford	48 79	
						298 H Wofford	63 57	
						299 H Kennesaw St.	78 59	
						318 A Western Caro.	68 59	
						318 H Western Caro.	66 46	
LAST 12 Division I GAMES:								
298 H Wofford	63 57	54 A Mercer	53 65					
113 A ETSU	46 56	298 A Wofford	48 79					
99 A Chattanooga	50 45	99 H Chattanooga	58 57					
318 H Western Caro.	66 46	113 H ETSU	57 69					
227 H UNCG	55 54	227 A UNCG	74 76					
171 A Samford	58 62	318 A Western Caro.	68 59					

Non-Div I Games: Pfeiffer 102 51 Bob Jones 93 46 Converse 80 41

Furman

Average RPI Win: 277
Average RPI Loss: 182

WON-LOST
RECORD

WINNING
PCT. RANK

LAST 10
GAMES

STRENGTH OF
SCHEDULE

OPP. STRENGTH
OF SCHEDULE

TEAM
RPI

ADJ.
RPI

CONF.
RPI

ADJ CONF.
RPI

DIV. I ONLY	3- 22	331	2- 8	175	298	326	326	22	22
DIV. I NON-CONF.	1- 8	313	0- 0	137	332	293	293	23	23

TOTALS	RPI 1-25	RPI 26-50	W-L RECORDS	RPI 51-100	RPI 101-999	RPI 201+			
3- 22	0- 0	0- 1	OVERALL	0- 3	3- 18	2- 9			
2- 10	0- 0	0- 0	HOME	0- 2	2- 8	1- 4			
1- 12	0- 0	0- 1	AWAY	0- 1	1- 10	1- 5			
0- 0	0- 0	0- 0	NEUTRAL	0- 0	0- 0	0- 0			
1- 8	0- 0	0- 1	NON-CONFERENCE	0- 3	1- 4	1- 3			
0- 5	0- 0	0- 0	HOME	0- 2	0- 3	0- 2			
1- 3	0- 0	0- 1	AWAY	0- 1	1- 1	1- 1			
0- 0	0- 0	0- 0	NEUTRAL	0- 0	0- 0	0- 0			
2- 14	0- 0	0- 0	CONFERENCE	0- 0	2- 14	1- 6			
2- 5	0- 0	0- 0	HOME	0- 0	2- 5	1- 2			
0- 9	0- 0	0- 0	AWAY	0- 0	0- 9	0- 4			
0- 0	0- 0	0- 0	NEUTRAL	0- 0	0- 0	0- 0			

RPI 1-25	RPI 26-50	RPI 51-100	RPI 101+	Team's RPI: 326
RPI S Opponent Score	RPI S Opponent Score	RPI S Opponent Score	RPI S Opponent Score	
	44 A UCF 38 62	54 A Mercer 45 72	103 A Little Rock 52 92	
		81 H IUPUI 52 72	103 H Little Rock 34 64	
		86 H Alabama 36 84	142 A Texas St. 51 60	
			142 H Texas St. 56 81	
			162 H Louisiana 48 58	
			167 A South Ala. 52 79	
			168 A UT Arlington 49 70	
			168 H UT Arlington 73 68	
			169 A Troy 47 88	
			180 H Stony Brook 49 68	
			203 A N.C. A&T 49 60	
			213 A Arkansas St. 48 69	
			213 H Arkansas St. 62 71	
			235 A Coastal Caro. 51 54	
			273 A Appalachian St. 56 87	
			299 H Kennesaw St. 58 60	
			309 A Georgia St. 56 71	
			309 H Georgia St. 58 66	
			328 A South Carolina St. 61 58	
			336 H La.-Monroe 75 45	
			339 H Savannah St. 67 71	
LAST 12 Division I GAMES:				
142 A Texas St. 51 60	103 A Little Rock 52 92			
168 A UT Arlington 49 70	168 H UT Arlington 73 68			
309 H Georgia St. 58 66	142 H Texas St. 56 81			
162 H Louisiana 48 58	309 A Georgia St. 56 71			
336 H La.-Monroe 75 45	273 A Appalachian St. 56 87			
213 A Arkansas St. 48 69	235 A Coastal Caro. 51 54			

Non-Div I Games: Coastal Ga. 68 63 Thomas (GA) 79 51

Ga. Southern

Loss, Non-Conf, S Site, H Home A Away N Neutral

Average RPI Win:	272	WON-LOST	WINNING	LAST 10	STRENGTH OF	OPP. STRENGTH	TEAM	ADJ.	CONF.	ADJ CONF.
Average RPI Loss:	164	RECORD	PCT. RANK	GAMES	SCHEDULE	OF SCHEDULE	RPI	RPI	RPI	RPI
DIV. I ONLY	15- 10	114	5- 5	320	289	218	218	26	26	
DIV. I NON-CONF.	7- 2	51	0- 0	295	232	122	122	28	28	

TOTALS	RPI 1-25	RPI 26-50	W-L RECORDS	RPI 51-100	RPI 101-999	RPI 201+				
15- 10	0- 0	0- 1	OVERALL	0- 3	15- 6	10- 4				
9- 5	0- 0	0- 1	HOME	0- 1	9- 3	6- 3				
6- 5	0- 0	0- 0	AWAY	0- 0	6- 3	4- 1				
0- 0	0- 0	0- 0	NEUTRAL	0- 0	0- 0	0- 0				
7- 2	0- 0	0- 1	NON-CONFERENCE	0- 1	7- 0	4- 0				
4- 1	0- 0	0- 1	HOME	0- 0	4- 0	3- 0				
3- 1	0- 0	0- 0	AWAY	0- 1	3- 0	1- 0				
0- 0	0- 0	0- 0	NEUTRAL	0- 0	0- 0	0- 0				
8- 8	0- 0	0- 0	CONFERENCE	0- 2	8- 6	6- 4				
5- 4	0- 0	0- 0	HOME	0- 1	5- 3	3- 3				
3- 4	0- 0	0- 0	AWAY	0- 1	3- 3	3- 1				
0- 0	0- 0	0- 0	NEUTRAL	0- 0	0- 0	0- 0				

RPI 1-25				RPI 26-50				RPI 51-100				RPI 101+				Team's RPI: 218
RPI	S	Opponent	Score	RPI	S	Opponent	Score	RPI	S	Opponent	Score	RPI	S	Opponent	Score	
				44	H	UCF	30 65	85	A	Liberty	41 59	149	A	Radford	46 66	
								85	H	Liberty	60 85	149	H	Radford	69 53	
								89	A	Kentucky	34 72	175	H	Furman	71 57	
												176	A	Davi dson	70 65	
												187	A	Morehead St.	68 60	
												193	A	High Point	80 83	
												193	H	High Point	54 47	
												226	H	UNC Asheville	60 61	
												250	A	Presbyteria n	69 72	
												250	H	Presbyteria n	50 60	
												269	H	Campbell	44 73	
												292	A	Mt. St. Mary's	75 67	
												294	H	USC Upstate	60 39	
												298	H	Wofford	73 55	
												314	A	Charleston So.	75 59	
												314	H	Charleston So.	68 52	
												318	H	Western Caro.	70 67	
												343	A	Winthrop	66 59	
												343	H	Winthrop	68 55	
												344	A	Longwood	61 54	
												344	H	Longwood	52 41	

LAST 12 Division I GAMES:																
				193	H	High Point	54 47	149	A	Radford	46 66					
				250	H	Presbyteria n	50 60	226	H	UNC Asheville	60 61					
				314	A	Charleston So.	75 59	343	A	Winthrop	66 59					
				344	H	Longwood	52 41	269	H	Campbell	44 73					
				343	H	Winthrop	68 55	314	H	Charleston So.	68 52					
				85	A	Liberty	41 59	250	A	Presbyteria n	69 72					

Non-Div I Games: Montreat 83 26 Pfeiffer 72 53 Converse 82 59

Gardner-Webb

Loss, Non-Conf, S Site, H Home A Away N Neutral

Average RPI Win: 235	WON-LOST RECORD	WINNING PCT. RANK	LAST 10 GAMES	STRENGTH OF SCHEDULE	OPP. STRENGTH OF SCHEDULE	TEAM RPI	ADJ. RPI	CONF. RPI	ADJ CONF. RPI
Average RPI Loss: 78									
DIV. I ONLY	22- 8	52	7- 3	256	141	104	104	12	12
DIV. I NON-CONF.	11- 3	45	0- 0	271	238	91	91	10	10

TOTALS	RPI 1-25	RPI 26-50	W-L RECORDS	RPI 51-100	RPI 101-999	RPI 201+			
22- 8	0- 0	0- 2	OVERALL	2- 5	20- 1	16- 0			
15- 2	0- 0	0- 0	HOME	1- 2	14- 0	11- 0			
6- 6	0- 0	0- 0	AWAY	0- 1	6- 1	5- 0			
1- 0	0- 0	0- 0	NEUTRAL	1- 0	0- 0	0- 0			
11- 3	0- 0	0- 1	NON-CONFERENCE	2- 1	9- 1	9- 0			
9- 0	0- 0	0- 0	HOME	1- 0	8- 0	8- 0			
1- 3	0- 0	0- 1	AWAY	0- 1	1- 1	1- 0			
1- 0	0- 0	0- 0	NEUTRAL	1- 0	0- 0	0- 0			
11- 5	0- 0	0- 1	CONFERENCE	0- 4	11- 0	7- 0			
6- 2	0- 0	0- 0	HOME	0- 2	6- 0	3- 0			
5- 3	0- 0	0- 1	AWAY	0- 2	5- 0	4- 0			
0- 0	0- 0	0- 0	NEUTRAL	0- 0	0- 0	0- 0			

RPI	S	Opponent	Score	RPI	S	Opponent	Score	RPI	S	Opponent	Score	RPI	S	Opponent	Score	Team's RPI: 104
31	A	Dayton	66 71	60	H	American	71 53	126	H	Saint Louis	81 72					
38	A	Michigan	61 75	66	A	Houston	73 82	141	A	Saint Joseph's	65 57					
				72	H	Fordham	62 67	150	A	Colorado	61 76					
				73	A	Duquesne	64 71	176	H	Davidson	74 61					
				77	N	Drake	87 75	200	H	Richmond	77 56					
				95	A	George Washington	52 62	219	H	Southeast Mo. St.	57 38					
				95	H	George Washington	61 65	236	A	Loyola Maryland	80 72					
								242	A	La Salle	69 56					
								242	H	La Salle	65 55					
								248	H	Illinois St.	56 37					
								251	A	St. Bonaventure	76 63					
								251	H	St. Bonaventure	78 63					
								272	H	LIU Brooklyn	73 70					
								275	H	Massachusetts	71 60					
								277	H	UMES	82 68					
								280	H	Old Dominion	66 53					
								284	A	VCU	65 42					
								315	H	Eastern Ky.	64 41					
								321	H	UMBC	58 38					
								333	A	Rhode Island	92 53					
								344	H	Longwood	60 41					
LAST 12 Division I GAMES:																
242	H	La Salle	65 55	141	A	Saint Joseph's	65 57									
31	A	Dayton	66 71	251	A	St. Bonaventure	76 63									
251	H	St. Bonaventure	78 63	72	H	Fordham	62 67									
284	A	VCU	65 42	126	H	Saint Louis	81 72									
275	H	Massachusetts	71 60	73	A	Duquesne	64 71									
95	H	George Washington	61 65	200	H	Richmond	77 56									

Non-Div I Games:

George Mason

Average RPI Win:	197	WON-LOST	WINNING	LAST 10	STRENGTH OF	OPP. STRENGTH	TEAM	ADJ.	CONF.	ADJ CONF.
Average RPI Loss:	66	RECORD	PCT. RANK	GAMES	SCHEDULE	OF SCHEDULE	RPI	RPI	RPI	RPI
DIV. I ONLY	15- 13	156	7- 3	55	106	95	95	12	12	
DIV. I NON-CONF.	5- 7	212	0- 0	19	38	109	109	10	10	

TOTALS	RPI 1-25	RPI 26-50	W-L RECORDS	RPI 51-100	RPI 101-999	RPI 201+				
15- 13	0- 2	0- 5	OVERALL	1- 3	14- 3	7- 0				
7- 8	0- 1	0- 3	HOME	1- 1	6- 3	3- 0				
8- 5	0- 0	0- 0	AWAY	0- 0	8- 0	4- 0				
0- 0	0- 0	0- 0	NEUTRAL	0- 0	0- 0	0- 0				
5- 7	0- 2	0- 3	NON-CONFERENCE	1- 1	4- 1	2- 0				
3- 4	0- 1	0- 2	HOME	1- 0	2- 1	0- 0				
2- 3	0- 1	0- 1	AWAY	0- 1	2- 0	2- 0				
0- 0	0- 0	0- 0	NEUTRAL	0- 0	0- 0	0- 0				
10- 6	0- 0	0- 2	CONFERENCE	0- 2	10- 2	5- 0				
4- 4	0- 0	0- 1	HOME	0- 1	4- 2	3- 0				
6- 2	0- 0	0- 1	AWAY	0- 1	6- 0	2- 0				
0- 0	0- 0	0- 0	NEUTRAL	0- 0	0- 0	0- 0				

RPI 1-25				RPI 26-50				RPI 51-100				Team's RPI : 95				RPI 101+			
RPI	S	Opponent	Score	RPI	S	Opponent	Score	RPI	S	Opponent	Score	RPI	S	Opponent	Score	RPI	S	Opponent	Score
18	H	South Fla.	78 83	30	H	Syracuse	62 74	54	A	Mercer	44 61	104	A	George Mason	65 61				
20	A	Maryland	54 80	31	A	Dayton	55 66	60	H	American	61 44	104	H	George Mason	62 52				
				31	H	Dayton	53 57	72	A	Fordham	50 61	111	H	Georgetown	65 54				
				32	H	South Dakota St.	88 97	73	H	Duquesne	53 54	126	A	Saint Louis	71 58				
				33	A	Princeton	52 72					126	H	Saint Louis	69 72				
												136	H	Vanderbilt	59 69				
												141	A	Saint Joseph's	49 46				
												176	A	Davidson	53 48				
												190	H	Wisconsin	61 46				
												200	H	Richmond	36 49				
												242	H	La Salle	60 45				
												251	A	St. Bonaventure	63 56				
												266	A	Towson	66 43				
												275	H	Massachusetts	55 49				
												284	A	VCU	61 39				
												291	A	Monmouth	59 45				
												333	H	Rhode Island	65 52				

				LAST 12 Division I GAMES:															
				200	H	Richmond	36 49	251	A	St. Bonaventure	63 56								
				141	A	Saint Joseph's	49 46	242	H	La Salle	60 45								
				126	A	Saint Louis	71 58	126	H	Saint Louis	69 72								
				275	H	Massachusetts	55 49	333	H	Rhode Island	65 52								
				31	H	Dayton	53 57	31	A	Dayton	55 66								
				104	A	George Mason	65 61	176	A	Davidson	53 48								

Non-Div I Games:

George Washington

■ Loss,
 ■ Non-Conf,
 ■ S Site,
 ■ H Home
 ■ A Away
 N Neutral

Average RPI Win: 175		WON-LOST RECORD	WINNING PCT. RANK	LAST 10 GAMES	STRENGTH OF SCHEDULE	OPP. STRENGTH OF SCHEDULE	TEAM RPI	ADJ. RPI	CONF. RPI	ADJ. CONF. RPI
Average RPI Loss: 64										
DIV. I ONLY		14- 14	176	6- 4	96	41	111	111	6	6
DIV. I NON-CONF.		5- 5	170	0- 0	232	44	172	172	6	6
TOTALS		RPI 1-25	RPI 26-50	W-L RECORDS		RPI 51-100	RPI 101-999	RPI 201+		
14- 14	2- 3		1- 4	OVERALL		0- 5	11- 2	8- 0		
7- 5	1- 1		1- 2	HOME		0- 1	5- 1	4- 0		
6- 7	1- 2		0- 2	AWAY		0- 2	5- 1	4- 0		
1- 2	0- 0		0- 0	NEUTRAL		0- 2	1- 0	0- 0		
5- 5	0- 1		0- 1	NON-CONFERENCE		0- 3	5- 0	4- 0		
2- 1	0- 0		0- 1	HOME		0- 0	2- 0	2- 0		
2- 2	0- 1		0- 0	AWAY		0- 1	2- 0	2- 0		
1- 2	0- 0		0- 0	NEUTRAL		0- 2	1- 0	0- 0		
9- 9	2- 2		1- 3	CONFERENCE		0- 2	6- 2	4- 0		
5- 4	1- 1		1- 1	HOME		0- 1	3- 1	2- 0		
4- 5	1- 1		0- 2	AWAY		0- 1	3- 1	2- 0		
0- 0	0- 0		0- 0	NEUTRAL		0- 0	0- 0	0- 0		

RPI 1-25					
RPI	S	Opponent	Score		
21	A	NC State	49	63	
23	A	DePaul	86	85	
23	H	DePaul	62	78	
24	A	Marquette	68	71	
24	H	Marquette	85	58	

RPI 26-50					
RPI	S	Opponent	Score		
26	A	Villanova	67	68	
26	H	Villanova	58	60	
46	H	Minnesota	63	73	
49	A	Creighton	58	69	
49	H	Creighton	70	67	

RPI 51-100					
RPI	S	Opponent	Score		
70	A	St. John's (NY)	41	64	
70	H	St. John's (NY)	63	71	
95	A	George Washington	54	65	
98	N	Auburn	40	60	
99	N	Chattanooga	41	54	

RPI 101+					
RPI	S	Opponent	Score		
120	A	Butler	63	52	
120	H	Butler	57	66	
124	A	Seton Hall I	65	70	
124	H	Seton Hall I	71	52	
170	N	Northwestern	55	54	
210	A	Providence	75	43	
210	H	Providence	74	48	
216	A	Xavier	65	48	
216	H	Xavier	65	60	
236	A	Loyola Maryland	72	54	
264	H	Howard	93	41	
284	A	VCU	71	59	
308	H	FIU	77	56	

Team's RPI : 111					
------------------	--	--	--	--	--

LAST 12 Division I GAMES:					
210	H	Providence	74	48	
49	H	Creighton	70	67	
24	A	Marquette	68	71	
23	A	DePaul	86	85	
70	H	St. John's (NY)	63	71	
124	H	Seton Hall I	71	52	
26	A	Villanova	67	68	
216	A	Xavier	65	48	
120	A	Butler	63	52	
23	H	DePaul	62	78	
24	H	Marquette	85	58	
124	A	Seton Hall I	65	70	

Non-Div I Games:

Georgetown

Loss, Non-Conf, S Site, H Home A Away N Neutral

Average RPI Win: 149

Average RPI Loss: 13

WON-LOST
RECORDWINNING
PCT. RANKLAST 10
GAMESSTRENGTH OF
SCHEDULEOPP. STRENGTH
OF SCHEDULETEAM
RPIADJ.
RPICONF.
RPIADJ CONF.
RPIDIV. I ONLY
DIV. I NON-CONF.24- 5
12- 116
67- 3
0- 079
11846
16028
3128
312
22
2

TOTALS

RPI 1-25

RPI 26-50

W-L RECORDS

RPI 51-100

RPI 101-999

RPI 201+

24- 5

2- 5

1- 0

OVERALL

6- 0

15- 0

6- 0

14- 3

1- 3

0- 0

HOME

3- 0

10- 0

5- 0

10- 2

1- 2

1- 0

AWAY

3- 0

5- 0

1- 0

0- 0

0- 0

0- 0

NEUTRAL

0- 0

0- 0

0- 0

12- 1

0- 1

1- 0

NON-CONFERENCE

3- 0

8- 0

6- 0

8- 1

0- 1

0- 0

HOME

2- 0

6- 0

5- 0

4- 0

0- 0

1- 0

AWAY

1- 0

2- 0

1- 0

0- 0

0- 0

0- 0

NEUTRAL

0- 0

0- 0

0- 0

12- 4

2- 4

0- 0

CONFERENCE

3- 0

7- 0

0- 0

6- 2

1- 2

0- 0

HOME

1- 0

4- 0

0- 0

6- 2

1- 2

0- 0

AWAY

2- 0

3- 0

0- 0

0- 0

0- 0

0- 0

NEUTRAL

0- 0

0- 0

0- 0

RPI 1-25

RPI 26-50

Team's RPI: 28

RPI 51-100

RPI 101+

RPI	S	Opponent	Score
3	H	Mississippi St.	62 86
9	A	Tennessee	46 62
11	H	Texas	53 81
15	H	South Carolina	65 77
16	A	Texas A&M	92 84
19	H	Missouri	62 50
25	A	LSU	60 71

RPI	S	Opponent	Score
34	A	Virginia	64 61

RPI	S	Opponent	Score
54	A	Mercer	72 54
64	H	Georgia Tech	60 53
86	A	Alabama	49 43
89	A	Kentucky	56 42
96	H	Wright St.	87 71
98	H	Auburn	60 48

RPI	S	Opponent	Score
136	A	Vanderbilt	81 52
136	H	Vanderbilt	67 55
137	H	Arkansas	78 65
143	A	BYU	79 63
156	A	Florida	66 57
156	H	Florida	63 43
164	A	Ole Miss	66 52
164	H	Ole Miss	69 45
175	H	Furman	79 44
203	A	N.C. A&T	73 63
247	H	North Florida	75 37
264	H	Howard	87 47
298	H	Wofford	95 56
313	H	Tennessee Tech	56 48
318	H	Western Caro.	76 50

LAST 12 Division I GAMES:

156	H	Florida	63 43	164	H	Ole Miss	69 45
86	A	Alabama	49 43	25	A	LSU	60 71
164	A	Ole Miss	66 52	156	A	Florida	66 57
15	H	South Carolina	65 77	19	H	Missouri	62 50
9	A	Tennessee	46 62	98	H	Auburn	60 48
136	H	Vanderbilt	67 55	16	A	Texas A&M	92 84

Non-Div I Games:

Georgia

Average RPI Win:	291	WON-LOST	WINNING	LAST 10	STRENGTH OF	OPP. STRENGTH	TEAM	ADJ.	CONF.	ADJ CONF.
Average RPI Loss:	165	RECORD	PCT. RANK	GAMES	SCHEDULE	OF SCHEDULE	RPI	RPI	RPI	RPI
DIV. I ONLY	5- 20	317	3- 7	197	233	309	309	22	22	
DIV. I NON-CONF.	2- 7	286	0- 0	171	107	275	275	23	23	

TOTALS	RPI 1-25	RPI 26-50	W-L RECORDS	RPI 51-100	RPI 101-999	RPI 201+				
5- 20	0- 1	0- 1	OVERALL	0- 1	5- 17	4- 7				
4- 7	0- 0	0- 1	HOME	0- 0	4- 6	3- 2				
1- 13	0- 0	0- 0	AWAY	0- 0	1- 1	1- 0				
0- 0	0- 0	0- 0	NEUTRAL	0- 0	0- 0	0- 0				
2- 7	0- 1	0- 1	NON-CONFERENCE	0- 1	2- 4	1- 3				
2- 2	0- 0	0- 1	HOME	0- 0	2- 1	1- 1				
0- 5	0- 1	0- 0	AWAY	0- 1	0- 3	0- 2				
0- 0	0- 0	0- 0	NEUTRAL	0- 0	0- 0	0- 0				
3- 13	0- 0	0- 0	CONFERENCE	0- 0	3- 13	3- 4				
2- 5	0- 0	0- 0	HOME	0- 0	2- 5	2- 1				
1- 8	0- 0	0- 0	AWAY	0- 0	1- 8	1- 3				
0- 0	0- 0	0- 0	NEUTRAL	0- 0	0- 0	0- 0				

RPI 1-25				RPI 26-50				RPI 51-100				RPI 101+				Team's RPI: 309
RPI	S	Opponent	Score	RPI	S	Opponent	Score	RPI	S	Opponent	Score	RPI	S	Opponent	Score	
3	A	Mississippi St.	50 106	42	H	Western Ky.	63 74	64	A	Georgia Tech	51 75	103	A	Little Rock	47 54	
												103	H	Little Rock	50 65	
												142	A	Texas St.	40 62	
												142	H	Texas St.	63 83	
												156	A	Florida	66 82	
												162	H	Louisiana	60 75	
												167	A	South Ala.	52 88	
												168	A	UT Arlington	57 62	
												168	H	UT Arlington	76 81	
												169	A	Troy	86 90	
												183	H	Jacksonville St.	55 41	
												213	A	Arkansas St.	63 76	
												213	H	Arkansas St.	58 75	
												230	H	Fla. Atlantic	50 82	
												235	A	Coastal Caro.	49 64	
												255	A	UNCW	62 74	
												273	A	Appalachian St.	62 77	
												284	H	VCU	61 56	
												299	A	Kennesaw St.	61 71	
												326	A	Ga. Southern	66 58	
												326	H	Ga. Southern	71 56	
												336	H	La.-Monroe	70 57	
LAST 12 Division I GAMES:																
168	A	UT Arlington	57 62	213	A	Arkansas St.	63 76									
142	A	Texas St.	40 62	142	H	Texas St.	63 83									
326	A	Ga. Southern	66 58	168	H	UT Arlington	76 81									
336	H	La.-Monroe	70 57	326	H	Ga. Southern	71 56									
162	H	Louisiana	60 75	235	A	Coastal Caro.	49 64									
103	A	Little Rock	47 54	273	A	Appalachian St.	62 77									

Non-Div I Games: Allen 101 56 North Greenville 91 89

Georgia St.

Average RPI Win: 181	WON-LOST RECORD	WINNING PCT. RANK	LAST 10 GAMES	STRENGTH OF SCHEDULE	OPP. STRENGTH OF SCHEDULE	TEAM RPI	ADJ. RPI	CONF. RPI	ADJ. CONF. RPI
Average RPI Loss: 74									
DIV. I ONLY	24- 5	16	9- 1	91	132	39	39	14	14
DIV. I NON-CONF.	7- 4	102	0- 0	22	115	49	49	11	11

TOTALS	RPI 1-25	RPI 26-50	W-L RECORDS	RPI 51-100	RPI 101-999	RPI 201+			
24- 5	0- 1	0- 0	OVERALL	1- 3	23- 1	7- 0			
12- 2	0- 0	0- 0	HOME	0- 2	12- 0	3- 0			
11- 1	0- 0	0- 0	AWAY	1- 0	10- 1	4- 0			
1- 2	0- 1	0- 0	NEUTRAL	0- 1	1- 0	0- 0			
7- 4	0- 1	0- 0	NON-CONFERENCE	0- 2	7- 1	1- 0			
4- 1	0- 0	0- 0	HOME	0- 1	4- 0	0- 0			
2- 1	0- 0	0- 0	AWAY	0- 0	2- 1	1- 0			
1- 2	0- 1	0- 0	NEUTRAL	0- 1	1- 0	0- 0			
17- 1	0- 0	0- 0	CONFERENCE	1- 1	16- 0	6- 0			
8- 1	0- 0	0- 0	HOME	0- 1	8- 0	3- 0			
9- 0	0- 0	0- 0	AWAY	1- 0	8- 0	3- 0			
0- 0	0- 0	0- 0	NEUTRAL	0- 0	0- 0	0- 0			

RPI 1-25				RPI 26-50				Team's RPI: 39				RPI 51-100				RPI 101+			
RPI	S	Opponent	Score	RPI	S	Opponent	Score					RPI	S	Opponent	Score	RPI	S	Opponent	Score
23	N	DePaul	71 88									68	N	Belmont	63 71	101	H	Western Ill.	80 65
												75	A	Saint Mary's (CA)	73 65	105	A	Washington St.	64 56
												75	H	Saint Mary's (CA)	56 72	118	H	Saint Francis (PA)	97 74
												80	H	UNLV	50 52	122	A	Colorado St.	49 65
																131	A	San Francisco	81 57
																131	H	San Francisco	74 47
																132	A	Loyola Marymount	75 69
																132	H	Loyola Marymount	77 67
																135	H	Portland St.	91 52
																143	A	BYU	84 70
																143	H	BYU	62 37
																145	H	Eastern Wash.	69 45
																163	N	Kent St.	77 57
																188	A	San Diego	63 44
																188	H	San Diego	58 54
																191	A	Pacific	99 72
																191	H	Pacific	90 66
																240	A	Montana	70 55
																245	A	Pepperdine	67 48
																245	H	Pepperdine	73 51
																282	A	Santa Clara	63 51
																282	H	Santa Clara	71 44
																317	A	Portland	70 56
																317	H	Portland	75 36
LAST 12 Division I GAMES:																			
143	H	BYU	62 37	143	A	BYU	84 70												
188	H	San Diego	58 54	188	A	San Diego	63 44												
245	A	Pepperdine	67 48	131	A	San Francisco	81 57												
132	A	Loyola Marymount	75 69	317	H	Portland	75 36												
75	H	Saint Mary's (CA)	56 72	282	H	Santa Clara	71 44												
191	H	Pacific	90 66	75	A	Saint Mary's (CA)	73 65												

Non-Div I Games:

Gonzaga

Average RPI Win:	295	WON-LOST	WINNING	LAST 10	STRENGTH OF	OPP. STRENGTH	TEAM	ADJ.	CONF.	ADJ CONF.
Average RPI Loss:	172	RECORD	PCT. RANK	GAMES	SCHEDULE	OF SCHEDULE	RPI	RPI	RPI	RPI
DIV. I ONLY	14- 12	149	7- 3	331	321	225	225	32	32	
DIV. I NON-CONF.	3- 8	268	0- 0	291	87	280	280	32	32	

TOTALS	RPI 1-25	RPI 26-50	W-L RECORDS	RPI 51-100	RPI 101-999	RPI 201+				
14- 12	0- 1	0- 0	OVERALL	0- 1	14- 10	13- 5				
9- 2	0- 1	0- 0	HOME	0- 0	9- 1	8- 1				
5- 9	0- 0	0- 0	AWAY	0- 0	5- 1	5- 1				
0- 1	0- 0	0- 0	NEUTRAL	0- 0	0- 1	0- 0				
3- 8	0- 1	0- 0	NON-CONFERENCE	0- 1	3- 6	3- 2				
2- 1	0- 1	0- 0	HOME	0- 0	2- 0	2- 0				
1- 6	0- 0	0- 0	AWAY	0- 1	1- 5	1- 2				
0- 1	0- 0	0- 0	NEUTRAL	0- 0	0- 1	0- 0				
11- 4	0- 0	0- 0	CONFERENCE	0- 0	11- 4	10- 3				
7- 1	0- 0	0- 0	HOME	0- 0	7- 1	6- 1				
4- 3	0- 0	0- 0	AWAY	0- 0	4- 3	4- 2				
0- 0	0- 0	0- 0	NEUTRAL	0- 0	0- 0	0- 0				

RPI 1-25				RPI 26-50				RPI 51-100				RPI 101+ Team's RPI: 225			
RPI	S	Opponent	Score	RPI	S	Opponent	Score	RPI	S	Opponent	Score	RPI	S	Opponent	Score
7	H	Florida St.	53 96					86	A	Alabama	49 73	110	N	North Carolina	63 79
												137	A	Arkansas	62 79
												140	A	Louisiana Tech	53 64
												173	A	Southern U.	44 63
												173	H	Southern U.	79 71
												198	A	Memphis	48 57
												213	A	Arkansas St.	56 76
												216	A	Xavier	67 72
												241	A	Texas Southern	56 66
												241	H	Texas Southern	63 73
												252	A	Prairie View	75 68
												252	H	Prairie View	81 79
												287	H	Southeastern La.	61 52
												288	A	McNeese	75 60
												297	A	Alcorn	75 68
												297	H	Alcorn	68 51
												303	A	Jackson St.	70 82
												303	H	Jackson St.	93 89
												311	H	Alabama St.	93 71
												319	H	Alabama A&M	78 49
												336	H	La. -Monroe	61 52
												337	A	Ark. -Pine Bluff	66 57
												337	H	Ark. -Pine Bluff	73 63
												340	A	Mississippi Val.	64 62
LAST 12 Division I GAMES:															
337	H	Ark. -Pine Bluff	73 63	340	A	Mississippi Val.	64 62								
303	H	Jackson St.	93 89	337	A	Ark. -Pine Bluff	66 57								
241	A	Texas Southern	56 66	303	A	Jackson St.	70 82								
252	A	Prairie View	75 68	241	H	Texas Southern	63 73								
297	H	Alcorn	68 51	252	H	Prairie View	81 79								
173	H	Southern U.	79 71	297	A	Alcorn	75 68								

Non-Div I Games:

Grambling

Grand Canyon

Through Games Of Feb. 25, 2018

Average RPI Win:	286	WON-LOST	WINNING	LAST 10	STRENGTH OF	OPP. STRENGTH	TEAM	ADJ.	CONF.	ADJ CONF.
Average RPI Loss:	197	RECORD	PCT. RANK	GAMES	SCHEDULE	OF SCHEDULE	RPI	RPI	RPI	RPI
DIV. I ONLY	12- 13	190	6- 4	327	329	258	258	30	30	
DIV. I NON-CONF.	4- 8	239	0- 0	263	271	266	266	31	31	

TOTALS	RPI 1-25	RPI 26-50	W-L RECORDS	RPI 51-100	RPI 101-999	RPI 201+				
12- 13	0- 1	0- 0	OVERALL	0- 1	12- 11	12- 7				
7- 5	0- 1	0- 0	HOME	0- 0	7- 4	7- 3				
5- 8	0- 0	0- 0	AWAY	0- 1	5- 7	5- 4				
0- 0	0- 0	0- 0	NEUTRAL	0- 0	0- 0	0- 0				
4- 8	0- 1	0- 0	NON-CONFERENCE	0- 1	4- 6	4- 2				
2- 3	0- 1	0- 0	HOME	0- 0	2- 2	2- 1				
2- 5	0- 0	0- 0	AWAY	0- 1	2- 4	2- 1				
0- 0	0- 0	0- 0	NEUTRAL	0- 0	0- 0	0- 0				
8- 5	0- 0	0- 0	CONFERENCE	0- 0	8- 5	8- 5				
5- 2	0- 0	0- 0	HOME	0- 0	5- 2	5- 2				
3- 3	0- 0	0- 0	AWAY	0- 0	3- 3	3- 3				
0- 0	0- 0	0- 0	NEUTRAL	0- 0	0- 0	0- 0				

RPI 1-25				RPI 26-50				RPI 51-100				RPI 101+				Team's RPI: 258
RPI	S	Opponent	Score	RPI	S	Opponent	Score	RPI	S	Opponent	Score	RPI	S	Opponent	Score	
12	H	Duke	61 74					80	A	UNLV	47 76	102	H	Ri ce	59 69	
												119	A	Bethune-Cookman	60 69	
												146	A	Cal Poly	69 75	
												197	A	Washington	65 79	
												205	H	CSU Bakersfield	40 69	
												220	A	New Mexico St.	60 64	
												220	H	New Mexico St.	50 34	
												223	A	Seattle U	64 57	
												223	H	Seattle U	74 63	
												230	A	Fla. Atlantic	77 73	
												282	H	Santa Clara	39 38	
												283	A	UMKC	82 84	
												283	H	UMKC	59 62	
												293	A	Valparaiso	75 80	
												300	H	Long Beach St.	63 65	
												302	A	Northern Ari z.	72 54	
												307	A	UTRGV	65 59	
												307	H	UTRGV	59 58	
												322	A	Utah Valley	64 84	
												322	H	Utah Valley	81 61	
												329	H	Southern Utah	59 54	
												345	A	Chi cago St.	59 43	
												345	H	Chi cago St.	64 36	

LAST 12 Division I GAMES:																
322	A	Utah Valley	64 84	283	A	UMKC	82 84									
223	A	Seattle U	64 57	322	H	Utah Valley	81 61									
205	H	CSU Bakersfield	40 69	283	H	UMKC	59 62									
220	H	New Mexico St.	50 34	345	H	Chi cago St.	64 36									
307	H	UTRGV	59 58	307	A	UTRGV	65 59									
345	A	Chi cago St.	59 43	220	A	New Mexico St.	60 64									

Non-Div I Games: Arizona Christian 75 51 Benedictine Mesa 67 53

Grand Canyon

■ Loss,
■ Non-Conf,
■ S Site,
■ Home
■ Away
N Neutral

Average RPI Win:	165	WON-LOST	WINNING	LAST 10	STRENGTH OF	OPP. STRENGTH	TEAM	ADJ.	CONF.	ADJ CONF.
Average RPI Loss:	122	RECORD	PCT. RANK	GAMES	SCHEDULE	OF SCHEDULE	RPI	RPI	RPI	RPI
DIV. I ONLY	26- 3	8	9- 1	109	112	22	22	11	11	
DIV. I NON-CONF.	10- 1	15	0- 0	47	29	10	10	14	14	

TOTALS	RPI 1-25	RPI 26-50	W-L RECORDS	RPI 51-100	RPI 101-999	RPI 201+				
26- 3	1- 1	2- 0	OVERALL	6- 0	17- 2	8- 1				
13- 0	1- 0	1- 0	HOME	3- 0	8- 0	4- 0				
11- 2	0- 0	1- 0	AWAY	2- 0	8- 2	3- 1				
2- 1	0- 1	0- 0	NEUTRAL	1- 0	1- 0	1- 0				
10- 1	1- 1	2- 0	NON-CONFERENCE	2- 0	5- 0	3- 0				
4- 0	1- 0	1- 0	HOME	1- 0	1- 0	1- 0				
4- 0	0- 0	1- 0	AWAY	0- 0	3- 0	1- 0				
2- 1	0- 1	0- 0	NEUTRAL	1- 0	1- 0	1- 0				
16- 2	0- 0	0- 0	CONFERENCE	4- 0	12- 2	5- 1				
9- 0	0- 0	0- 0	HOME	2- 0	7- 0	3- 0				
7- 2	0- 0	0- 0	AWAY	2- 0	5- 2	2- 1				
0- 0	0- 0	0- 0	NEUTRAL	0- 0	0- 0	0- 0				

RPI 1-25				RPI 26-50				RPI 51-100				RPI 101+			
RPI	S	Opponent	Score	RPI	S	Opponent	Score	RPI	S	Opponent	Score	RPI	S	Opponent	Score
3	N	Mississippi St.	46 67	31	A	Dayton	75 64	57	N	Arizona St.	61 48	109	A	Cleveland St.	60 71
24	H	Marquette	63 55	32	H	South Dakota St.	55 41	81	A	IUPUI	60 34	109	H	Cleveland St.	69 43
								81	H	IUPUI	52 45	117	A	Milwaukee	65 36
								96	A	Wright St.	58 51	117	H	Milwaukee	52 29
								96	H	Wright St.	75 68	154	A	Youngstown St.	67 42
								99	H	Chattanooga	60 30	154	H	Youngstown St.	65 56
												170	A	Northwestern	63 57
												189	A	Oakland	81 48
												189	H	Oakland	78 48
												190	A	Wisconsin	67 34
												204	N	Columbia	61 43
												254	A	Northern Ky.	54 62
												254	H	Northern Ky.	58 41
												259	H	Bradley	72 40
												304	A	Loyola Chicago	76 39
												320	A	Detroit Mercy	85 27
												320	H	Detroit Mercy	88 45
												327	A	Ill. -Chicago	66 37
												327	H	Ill. -Chicago	65 36

LAST 12 Division I GAMES:															
320	H	Detroit Mercy	88 45	96	H	Wright St.	75 68	254	H	Northern Ky.	58 41				
189	H	Oakland	78 48	81	H	IUPUI	52 45	327	H	Ill. -Chicago	65 36				
327	A	Ill. -Chicago	66 37	189	A	Oakland	81 48	320	A	Detroit Mercy	85 27				
154	A	Youngstown St.	67 42												
109	A	Cleveland St.	60 71												
117	A	Milwaukee	65 36												

Non-Div I Games:

Green Bay

■ Loss,
 ■ Non-Conf, S Site,
 ■ Home
 ■ Away
 N Neutral

Average RPI Win:	282	WON-LOST	WINNING	LAST 10	STRENGTH OF	OPP. STRENGTH	TEAM	ADJ.	CONF.	ADJ CONF.
Average RPI Loss:	135	RECORD	PCT. RANK	GAMES	SCHEDULE	OF SCHEDULE	RPI	RPI	RPI	RPI
DIV. I ONLY	15- 13	156	8- 2	299	216	202	202	31	31	
DIV. I NON-CONF.	4- 9	249	0- 0	114	18	184	184	30	30	

TOTALS	RPI 1-25	RPI 26-50	W-L RECORDS	RPI 51-100	RPI 101-999	RPI 201+				
15- 13	0- 1	0- 2	OVERALL	0- 3	15- 7	14- 3				
8- 3	0- 0	0- 1	HOME	0- 0	8- 2	8- 1				
6- 9	0- 1	0- 1	AWAY	0- 3	6- 4	5- 2				
1- 1	0- 0	0- 0	NEUTRAL	0- 0	1- 1	1- 0				
4- 9	0- 1	0- 2	NON-CONFERENCE	0- 3	4- 3	3- 0				
2- 1	0- 0	0- 1	HOME	0- 0	2- 0	2- 0				
1- 7	0- 1	0- 1	AWAY	0- 3	1- 2	0- 0				
1- 1	0- 0	0- 0	NEUTRAL	0- 0	1- 1	1- 0				
11- 4	0- 0	0- 0	CONFERENCE	0- 0	11- 4	11- 3				
6- 2	0- 0	0- 0	HOME	0- 0	6- 2	6- 1				
5- 2	0- 0	0- 0	AWAY	0- 0	5- 2	5- 2				
0- 0	0- 0	0- 0	NEUTRAL	0- 0	0- 0	0- 0				

RPI 1-25				RPI 26-50				RPI 51-100				RPI 101+ Team's RPI: 202			
RPI	S	Opponent	Score	RPI	S	Opponent	Score	RPI	S	Opponent	Score	RPI	S	Opponent	Score
8	A	Oregon	45 87	34	A	Virginia	62 66	51	A	Elon	59 82	110	A	North Carolina	70 66
				43	H	Quinnipiac	58 64	74	A	TCU	68 90	119	H	Bethune-Cookman	56 61
								99	A	Chattanooga	52 64	171	A	Samford	61 66
												177	A	Temple	56 65
												179	N	Brown	66 73
												203	A	N.C. A&T	63 51
												204	H	Columbia	60 58
												206	H	Norfolk St.	48 63
												253	N	San Jose St.	81 73
												263	H	Morgan St.	63 60
												264	A	Howard	63 68
												277	A	UMES	70 65
												280	H	Old Dominion	50 42
												316	A	Coppin St.	83 48
												316	H	Coppin St.	67 35
												324	A	N.C. Central	62 53
												328	A	South Carolina St.	70 78
												328	H	South Carolina St.	60 42
												332	H	Delaware St.	66 62
												339	A	Savannah St.	81 53
												339	H	Savannah St.	88 41
												341	H	Florida A&M	66 65

LAST 12 Division I GAMES:															
263	H	Morgan St.	63 60	324	A	N.C. Central	62 53								
339	H	Savannah St.	88 41	316	H	Coppin St.	67 35								
328	H	South Carolina St.	60 42	119	H	Bethune-Cookman	56 61								
316	A	Coppin St.	83 48	341	H	Florida A&M	66 65								
206	H	Norfolk St.	48 63	328	A	South Carolina St.	70 78								
203	A	N.C. A&T	63 51	339	A	Savannah St.	81 53								

Non-Div I Games:

Hampton

Loss,
Non-Conf, S Site,
H Home
A Away
N Neutral

Average RPI Win:	249	WON-LOST	WINNING	LAST 10	STRENGTH OF	OPP. STRENGTH	TEAM	ADJ.	CONF.	ADJ CONF.
Average RPI Loss:	116	RECORD	PCT. RANK	GAMES	SCHEDULE	OF SCHEDULE	RPI	RPI	RPI	RPI
DIV. I ONLY	17- 12	122	5- 5	174	252	144	144	20	20	
DIV. I NON-CONF.	8- 5	111	0- 0	160	231	124	124	24	24	

TOTALS	RPI 1-25	RPI 26-50	W-L RECORDS	RPI 51-100	RPI 101-999	RPI 201+				
17- 12	0- 0	0- 2	OVERALL	1- 4	16- 6	11- 1				
10- 4	0- 0	0- 1	HOME	1- 1	9- 2	6- 0				
4- 8	0- 0	0- 0	AWAY	0- 0	4- 1	3- 1				
3- 0	0- 0	0- 0	NEUTRAL	0- 0	3- 0	2- 0				
8- 5	0- 0	0- 2	NON-CONFERENCE	0- 1	8- 2	6- 0				
4- 2	0- 0	0- 1	HOME	0- 0	4- 1	3- 0				
1- 3	0- 0	0- 1	AWAY	0- 1	1- 1	1- 0				
3- 0	0- 0	0- 0	NEUTRAL	0- 0	3- 0	2- 0				
9- 7	0- 0	0- 0	CONFERENCE	1- 3	8- 4	5- 1				
6- 2	0- 0	0- 0	HOME	1- 1	5- 1	3- 0				
3- 5	0- 0	0- 0	AWAY	0- 2	3- 3	2- 1				
0- 0	0- 0	0- 0	NEUTRAL	0- 0	0- 0	0- 0				

RPI 1-25				RPI 26-50				RPI 51-100				RPI 101+ Team's RPI: 144			
RPI	S	Opponent	Score	RPI	S	Opponent	Score	RPI	S	Opponent	Score	RPI	S	Opponent	Score
				26	H	Villanova	53 71	72	A	Fordham	44 69	110	A	North Carolina	70 90
				30	A	Syracuse	63 75	78	A	Maine	56 59	112	H	Delaware	63 72
								78	H	Maine	44 59	127	N	Yale	78 70
								79	A	Albany (NY)	53 66	151	A	Binghamton	59 64
								79	H	Albany (NY)	70 55	151	H	Binghamton	61 45
												180	A	Stony Brook	75 68
												180	H	Stony Brook	58 66
												186	A	New Hampshire	58 76
												186	H	New Hampshire	85 49
												196	H	Siena	71 62
												228	H	Niagara	83 65
												239	H	Hofstra	60 49
												285	A	Bryant	59 47
												290	A	Vermont	47 53
												290	H	Vermont	91 52
												295	H	Central Conn. St.	68 52
												314	N	Charleston So.	62 43
												319	N	Alabama A&M	56 47
												321	A	UMBC	61 54
												321	H	UMBC	65 54
												347	A	UMass Lowell	81 42
												347	H	UMass Lowell	78 56
LAST 12 Division I GAMES:															
				151	H	Binghamton	61 45	180	H	Stony Brook	58 66				
				321	A	UMBC	61 54	186	H	New Hampshire	85 49				
				290	H	Vermont	91 52	347	H	UMass Lowell	78 56				
				186	A	New Hampshire	58 76	290	A	Vermont	47 53				
				79	A	Albany (NY)	53 66	78	H	Maine	44 59				
				78	A	Maine	56 59	321	H	UMBC	65 54				

Non-Div I Games:

Hartford

Average RPI Win:	176	WON-LOST	WINNING	LAST 10	STRENGTH OF	OPP. STRENGTH	TEAM	ADJ.	CONF.	ADJ CONF.
Average RPI Loss:	78	RECORD	PCT. RANK	GAMES	SCHEDULE	OF SCHEDULE	RPI	RPI	RPI	RPI
DIV. I ONLY	16- 9	98	7- 3	45	114	56	56	9	9	
DIV. I NON-CONF.	8- 5	111	1- 0	91	129	74	74	9	9	

TOTALS	RPI 1-25	RPI 26-50	W-L RECORDS	RPI 51-100	RPI 101-999	RPI 201+				
16- 9	0- 0	1- 4	OVERALL	1- 2	14- 3	7- 0				
12- 0	0- 0	1- 0	HOME	1- 0	10- 0	5- 0				
2- 8	0- 0	0- 3	AWAY	0- 2	2- 3	0- 0				
2- 1	0- 0	0- 1	NEUTRAL	0- 0	2- 0	2- 0				
8- 5	0- 0	0- 3	NON-CONFERENCE	0- 1	8- 1	5- 0				
5- 0	0- 0	0- 0	HOME	0- 0	5- 0	3- 0				
1- 4	0- 0	0- 2	AWAY	0- 1	1- 1	0- 0				
2- 1	0- 0	0- 1	NEUTRAL	0- 0	2- 0	2- 0				
8- 4	0- 0	1- 1	CONFERENCE	1- 1	6- 2	2- 0				
7- 0	0- 0	1- 0	HOME	1- 0	5- 0	2- 0				
1- 4	0- 0	0- 1	AWAY	0- 1	1- 2	0- 0				
0- 0	0- 0	0- 0	NEUTRAL	0- 0	0- 0	0- 0				

RPI 1-25				RPI 26-50				RPI 51-100				Team's RPI: 56				RPI 101+			
RPI	S	Opponent	Score	RPI	S	Opponent	Score	RPI	S	Opponent	Score	RPI	S	Opponent	Score	RPI	S	Opponent	Score
				31	N	Dayton	66 72	69	A	Penn	49 69	106	A	Dartmouth	56 63				
				33	A	Princeton	47 80	69	H	Penn	55 52	106	H	Dartmouth	76 65				
				33	H	Princeton	72 58	78	A	Maine	51 76	127	A	Yale	63 69				
				34	A	Virginia	48 50					127	H	Yale	97 73				
				50	A	FGCU	56 65					133	A	Northeastern	79 69				
												177	A	Temple	64 86				
												179	A	Brown	86 74				
												179	H	Brown	87 85				
												180	H	Stony Brook	60 53				
												196	H	Siena	75 67				
												203	N	N. C. A&T	64 60				
												204	H	Columbia	85 67				
												212	H	Boston U.	80 70				
												215	N	Akron	76 63				
												242	H	La Salle	70 61				
												260	H	Sacred Heart	70 62				
												271	H	Cornell	80 58				
LAST 12 Division I GAMES:																			
				33	H	Princeton	72 58	271	H	Cornell	80 58								
				69	H	Penn	55 52	204	H	Columbia	85 67								
				127	A	Yale	63 69	179	H	Brown	87 85								
				179	A	Brown	86 74	127	H	Yale	97 73								
				69	A	Penn	49 69	106	H	Dartmouth	76 65								
				33	A	Princeton	47 80	242	H	La Salle	70 61								

Non-Div I Games:

Harvard

Average RPI Win: 248

Average RPI Loss: 155

WON-LOST
RECORDWINNING
PCT. RANKLAST 10
GAMESSTRENGTH OF
SCHEDULEOPP. STRENGTH
OF SCHEDULETEAM
RPIADJ.
RPICONF.
RPIADJ CONF.
RPIDIV. I ONLY
DIV. I NON-CONF.10- 16
6- 6235
1703- 7
0- 0211
142200
126249
179249
17921
1921
19

TOTALS

RPI 1-25

RPI 26-50

W-L RECORDS

RPI 51-100

RPI 101-999

RPI 201+

10- 16

0- 2

0- 1

OVERALL

0- 3

10- 10

8- 5

7- 6

0- 0

0- 1

HOME

0- 2

7- 3

5- 1

3- 8

0- 0

0- 0

AWAY

0- 1

3- 7

3- 4

0- 2

0- 2

0- 0

NEUTRAL

0- 0

0- 0

0- 0

6- 6

0- 2

0- 1

NON-CONFERENCE

0- 1

6- 2

4- 1

4- 3

0- 0

0- 1

HOME

0- 1

4- 1

2- 0

2- 1

0- 0

0- 0

AWAY

0- 0

2- 1

2- 1

0- 2

0- 2

0- 0

NEUTRAL

0- 0

0- 0

0- 0

4- 10

0- 0

0- 0

CONFERENCE

0- 2

4- 8

4- 4

3- 3

0- 0

0- 0

HOME

0- 1

3- 2

3- 1

1- 7

0- 0

0- 0

AWAY

0- 1

1- 6

1- 3

0- 0

0- 0

0- 0

NEUTRAL

0- 0

0- 0

0- 0

RPI 1-25

RPI 26-50

RPI 51-100

RPI 101+

Team's RPI: 249

RPI	S	Opponent	Score
8	N	Oregon	44 85
16	N	Texas A&M	59 103

RPI	S	Opponent	Score
45	H	Southern Cal i forn i a	60 71

RPI	S	Opponent	Score
55	H	Purdue	67 79
58	A	UC Davi s	52 76
58	H	UC Davi s	56 68

RPI	S	Opponent	Score
134	H	Idaho St.	62 64
146	A	Cal Poly	50 52
174	H	Marist	70 63
182	A	UC Irvi ne	66 70
182	H	UC Irvi ne	67 74
188	H	San Diego	64 63
192	A	UC Santa Barbara	61 71
214	A	CSUN	56 54
214	H	CSUN	58 70
223	A	Seattle U	73 58
232	H	Montana St.	81 75
246	A	UC Ri versi de	57 79
246	H	UC Ri versi de	63 57
276	A	Ari zona	65 60
300	A	Long Beach St.	80 85
300	H	Long Beach St.	74 66
302	H	Northern Ari z.	84 68
317	A	Portland	47 76
323	A	Cal St. Fullerton	57 69
323	H	Cal St. Fullerton	59 54

LAST 12 Di vi si on I GAMES:

300	A	Long Beach St.	80 85	246	H	UC Ri versi de	63 57
214	A	CSUN	56 54	214	H	CSUN	58 70
58	H	UC Davi s	56 68	182	A	UC Irvi ne	66 70
323	H	Cal St. Fullerton	59 54	246	A	UC Ri versi de	57 79
192	A	UC Santa Barbara	61 71	300	H	Long Beach St.	74 66
146	A	Cal Poly	50 52	182	H	UC Irvi ne	67 74

Non-Di v I Games: Hawai i Paci fi c 67 57

Hawai i

Loss, Non-Conf, S Site, H Home A Away N Neutral

Average RPI Win:	279	WON-LOST	WINNING	LAST 10	STRENGTH OF	OPP. STRENGTH	TEAM	ADJ.	CONF.	ADJ CONF.
Average RPI Loss:	148	RECORD	PCT. RANK	GAMES	SCHEDULE	OF SCHEDULE	RPI	RPI	RPI	RPI
DIV. I ONLY	14- 11	136	4- 6	273	273	193	193	26	26	
DIV. I NON-CONF.	4- 5	202	0- 0	123	99	134	134	28	28	

TOTALS	RPI 1-25	RPI 26-50	W-L RECORDS	RPI 51-100	RPI 101-999	RPI 201+				
14- 11	0- 1	0- 0	OVERALL	0- 4	14- 6	13- 4				
6- 5	0- 0	0- 0	HOME	0- 2	6- 3	6- 2				
8- 6	0- 0	0- 0	AWAY	0- 1	8- 2	7- 1				
0- 0	0- 0	0- 0	NEUTRAL	0- 0	0- 0	0- 0				
4- 5	0- 1	0- 0	NON-CONFERENCE	0- 3	4- 1	3- 0				
1- 2	0- 0	0- 0	HOME	0- 1	1- 1	1- 0				
3- 3	0- 1	0- 0	AWAY	0- 2	3- 0	2- 0				
0- 0	0- 0	0- 0	NEUTRAL	0- 0	0- 0	0- 0				
10- 6	0- 0	0- 0	CONFERENCE	0- 1	10- 5	10- 4				
5- 3	0- 0	0- 0	HOME	0- 1	5- 2	5- 2				
5- 3	0- 0	0- 0	AWAY	0- 0	5- 3	5- 2				
0- 0	0- 0	0- 0	NEUTRAL	0- 0	0- 0	0- 0				

RPI	S	Opponent	Score	RPI	S	Opponent	Score	RPI	S	Opponent	Score	RPI	S	Opponent	Score	Team's RPI: 193
12	A	Duke	50 77					76	A	Virginia Tech	63 86	149	A	Radford	47 50	
								82	A	Ohio	61 64	176	H	Davidsen	74 82	
								83	H	UAB	61 77	185	A	Stetson	69 64	
								85	H	Liberty	42 65	206	A	Norfolk St.	59 56	
												218	A	Gardner-Webb	47 54	
												218	H	Gardner-Webb	83 80	
												226	A	UNC Asheville	58 45	
												226	H	UNC Asheville	59 78	
												227	A	UNCG	81 72	
												250	A	Presbyterian	55 62	
												250	H	Presbyterian	81 55	
												269	A	Campbell	62 53	
												269	H	Campbell	44 51	
												314	A	Charleston So.	75 74	
												314	H	Charleston So.	52 49	
												318	H	Western Caro.	75 69	
												343	A	Winthrop	79 58	
												343	H	Winthrop	77 40	
												344	A	Longwood	75 39	
												344	H	Longwood	62 41	

LAST 12 Division I GAMES:																
218	A	Gardner-Webb	47 54	269	H	Campbell	44 51									
314	H	Charleston So.	52 49	85	H	Liberty	42 65									
250	A	Presbyterian	55 62	314	A	Charleston So.	75 74									
343	H	Winthrop	77 40	149	A	Radford	47 50									
226	H	UNC Asheville	59 78	344	H	Longwood	62 41									
344	A	Longwood	75 39	269	A	Campbell	62 53									

Non-Div I Games: N. C. Wesleyan 111 54 Barton 82 69

High Point

H
o
f
s
t
r
a

Hofstra				Through Games Of Feb. 25, 2018							
Average RPI	Win:	250	WON-LOST	WINNING	LAST 10	STRENGTH OF	OPP. STRENGTH	TEAM	ADJ.	CONF.	ADJ CONF.
Average RPI	Loss:	128	RECORD	PCT. RANK	GAMES	SCHEDULE	OF SCHEDULE	RPI	RPI	RPI	RPI
DIV. I ONLY			11- 17	232	1- 9	217	160	239	239	10	10
DIV. I NON-CONF.			6- 5	153	0- 0	322	219	235	235	12	12

TOTALS		RPI 1-25	RPI 26-50		W-L RECORDS		RPI 51-100	RPI 101-999		RPI 201+	
11- 17		0- 0	0- 2		OVERALL		0- 5	11- 10		9- 3	
6- 8		0- 0	0- 1		HOME		0- 2	6- 5		5- 1	
4- 9		0- 0	0- 1		AWAY		0- 3	4- 5		4- 2	
1- 0		0- 0	0- 0		NEUTRAL		0- 0	1- 0		0- 0	
6- 5		0- 0	0- 0		NON-CONFERENCE		0- 1	6- 4		5- 1	
3- 2		0- 0	0- 0		HOME		0- 0	3- 2		3- 0	
2- 3		0- 0	0- 0		AWAY		0- 1	2- 2		2- 1	
1- 0		0- 0	0- 0		NEUTRAL		0- 0	1- 0		0- 0	
5- 12		0- 0	0- 2		CONFERENCE		0- 4	5- 6		4- 2	
3- 6		0- 0	0- 1		HOME		0- 2	3- 3		2- 1	
2- 6		0- 0	0- 1		AWAY		0- 2	2- 3		2- 1	
0- 0		0- 0	0- 0		NEUTRAL		0- 0	0- 0		0- 0	

H
o
f
s
t
r
a

RPI 1-25				RPI 26-50				RPI 51-100				RPI 101+ Team's RPI: 239			
RPI	S	Opponent	Score	RPI	S	Opponent	Score	RPI	S	Opponent	Score	RPI	S	Opponent	Score
47	A	Drexel	38 47	47	H	Drexel	47 58	51	A	El on	55 80	108	N	Wake Forest	69 66
								51	H	El on	65 72	112	A	Del aware	41 61
								67	A	James Madi son	56 73	112	H	Del aware	51 58
								67	H	James Madi son	42 55	133	H	Northeastern	50 55
								80	A	UNLV	52 68	144	A	Hartford	49 60
												158	A	William & Mary	53 63
												158	H	William & Mary	65 54
												180	H	Stony Brook	49 73
												196	H	Siena	60 70
												204	A	Col umbi a	53 75
												244	H	Holy Cross	69 63
												251	H	St. Bonaventure	71 68
												255	A	UNCW	69 61
												255	H	UNCW	55 59
												260	A	Sacred Heart	86 81
												266	A	Towson	72 73
												266	H	Towson	83 72
												274	A	Col. of Charleston	75 60
												274	H	Col. of Charleston	65 60
												321	H	UMBC	71 55
												338	A	Iona	68 43

LAST 12 Division I GAMES:															
51	A	El on	55 80	255	H	UNCW	55 59	158	A	William & Mary	53 63	67	A	James Madi son	56 73
133	H	Northeastern	50 55	47	H	Drexel	47 58	158	H	William & Mary	65 54	274	H	Col. of Charleston	65 60
266	H	Towson	83 72												
51	H	El on	65 72												
112	A	Del aware	41 61												
266	A	Towson	72 73												

Non-Div I Games:

Hofstra

Average RPI Win:	261	WON-LOST	WINNING	LAST 10	STRENGTH OF	OPP. STRENGTH	TEAM	ADJ.	CONF.	ADJ CONF.
Average RPI Loss:	149	RECORD	PCT. RANK	GAMES	SCHEDULE	OF SCHEDULE	RPI	RPI	RPI	RPI
DIV. I ONLY	11- 17	232	2- 8	246	210	244	244	15	15	
DIV. I NON-CONF.	5- 6	187	0- 0	323	310	267	267	18	18	

TOTALS	RPI 1-25	RPI 26-50	W-L RECORDS	RPI 51-100	RPI 101-999	RPI 201+				
11- 17	0- 0	0- 0	OVERALL	0- 7	11- 10	9- 5				
4- 10	0- 0	0- 0	HOME	0- 4	4- 6	3- 3				
7- 7	0- 0	0- 0	AWAY	0- 3	7- 4	6- 2				
0- 0	0- 0	0- 0	NEUTRAL	0- 0	0- 0	0- 0				
5- 6	0- 0	0- 0	NON-CONFERENCE	0- 1	5- 5	5- 1				
2- 3	0- 0	0- 0	HOME	0- 1	2- 2	2- 0				
3- 3	0- 0	0- 0	AWAY	0- 0	3- 3	3- 1				
0- 0	0- 0	0- 0	NEUTRAL	0- 0	0- 0	0- 0				
6- 11	0- 0	0- 0	CONFERENCE	0- 6	6- 5	4- 4				
2- 7	0- 0	0- 0	HOME	0- 3	2- 4	1- 3				
4- 4	0- 0	0- 0	AWAY	0- 3	4- 1	3- 1				
0- 0	0- 0	0- 0	NEUTRAL	0- 0	0- 0	0- 0				

RPI 1-25				RPI 26-50				RPI 51-100				RPI 101+ Team's RPI: 244			
RPI	S	Opponent	Score	RPI	S	Opponent	Score	RPI	S	Opponent	Score	RPI	S	Opponent	Score
								60	A	American	57 72	106	H	Dartmouth	74 76
								60	H	American	63 68	160	A	Army West Point	70 62
								79	H	Albany (NY)	56 65	160	H	Army West Point	57 66
								88	A	Navy	54 62	174	A	Marist	74 85
								88	H	Navy	58 65	179	A	Brown	78 82
								93	A	Bucknell	63 72	184	H	Lehigh	54 49
								93	H	Bucknell	47 71	194	H	Boston College	61 70
												212	A	Boston U.	60 57
												212	H	Boston U.	58 64
												231	A	Lafayette	69 56
												231	H	Lafayette	65 69
												236	A	Loyola Maryland	60 77
												236	H	Loyola Maryland	58 65
												239	A	Hofstra	63 69
												262	A	Rider	83 56
												281	A	Colgate	71 64
												281	H	Colgate	61 52
												285	H	Bryant	59 57
												290	H	Vermont	64 53
												333	A	Rhode Island	69 63
												347	A	UMass Lowell	84 56

LAST 12 Division I GAMES:															
								281	H	Colgate	61 52	236	H	Loyola Maryland	58 65
								60	A	American	57 72	231	A	Lafayette	69 56
								93	A	Bucknell	63 72	60	H	American	63 68
								160	H	Army West Point	57 66	93	H	Bucknell	47 71
								212	H	Boston U.	58 64	160	A	Army West Point	70 62
								88	A	Navy	54 62	212	A	Boston U.	60 57

Non-Div I Games:

Holy Cross

Average RPI Win: 168

Average RPI Loss: 94

WON-LOST
RECORDWINNING
PCT. RANKLAST 10
GAMESSTRENGTH OF
SCHEDULEOPP. STRENGTH
OF SCHEDULETEAM
RPIADJ.
RPICONF.
RPIADJ CONF.
RPIDIV. I ONLY
DIV. I NON-CONF.20- 9
11- 368
456- 4
0- 0106
11287
11666
3666
368
78
7

TOTALS

RPI 1-25

RPI 26-50

W-L RECORDS

RPI 51-100

RPI 101-999

RPI 201+

20- 9

0- 3

0- 2

OVERALL

1- 0

19- 4

5- 1

10- 3

0- 1

0- 1

HOME

0- 0

10- 1

4- 0

7- 6

0- 2

0- 1

AWAY

0- 0

7- 3

1- 1

3- 0

0- 0

0- 0

NEUTRAL

1- 0

2- 0

0- 0

11- 3

0- 1

0- 1

NON-CONFERENCE

1- 0

10- 1

4- 0

5- 0

0- 0

0- 0

HOME

0- 0

5- 0

3- 0

3- 3

0- 1

0- 1

AWAY

0- 0

3- 1

1- 0

3- 0

0- 0

0- 0

NEUTRAL

1- 0

2- 0

0- 0

9- 6

0- 2

0- 1

CONFERENCE

0- 0

9- 3

1- 1

5- 3

0- 1

0- 1

HOME

0- 0

5- 1

1- 0

4- 3

0- 1

0- 0

AWAY

0- 0

4- 2

0- 1

0- 0

0- 0

0- 0

NEUTRAL

0- 0

0- 0

0- 0

RPI 1-25

RPI 26-50

RPI 51-100

Team's RPI: 66

RPI 101+

RPI	S	Opponent	Score
2	H	UConn	35 95
16	A	Texas A&M	65 83
18	A	South Fla.	65 81

RPI	S	Opponent	Score
41	A	Rutgers	57 75
44	H	UCF	59 64

RPI	S	Opponent	Score
85	N	Liberty	75 68

RPI	S	Opponent	Score
104	H	George Mason	82 73
113	H	ETSU	88 69
117	N	Milwaukee	74 59
125	H	Cincinnati	82 88
128	A	Tulane	98 92
128	H	Tulane	72 48
133	N	Northeastern	72 64
139	A	Wichita St.	73 62
139	H	Wichita St.	73 55
142	A	Texas St.	72 67
168	A	UT Arlington	62 58
177	A	Temple	99 75
194	A	Boston College	74 79
198	H	Memphis	66 55
199	A	SMU	85 75
199	H	SMU	60 56
201	A	Tulsa	77 83
204	H	Columbia	77 53
207	A	East Carolina	78 80
207	H	East Carolina	97 81
233	H	Texas Tech	79 75
237	A	New Orleans	78 66
306	H	Incarnate Word	98 67

LAST 12 Division I GAMES:

44	H	UCF	59 64	128	H	Tulane	72 48
18	A	South Fla.	65 81	199	H	SMU	60 56
207	H	East Carolina	97 81	207	A	East Carolina	78 80
201	A	Tulsa	77 83	177	A	Temple	99 75
198	H	Memphis	66 55	2	H	UConn	35 95
139	A	Wichita St.	73 62	125	H	Cincinnati	82 88

Houston

Houston

Non-Div I Games:

Houston

Loss,
Non-Conf,
S Site,
H Home
A Away
N Neutral

Average RPI Win:	320	WON-LOST	WINNING	LAST 10	STRENGTH OF	OPP. STRENGTH	TEAM	ADJ.	CONF.	ADJ CONF.
Average RPI Loss:	184	RECORD	PCT. RANK	GAMES	SCHEDULE	OF SCHEDULE	RPI	RPI	RPI	RPI
DIV. I ONLY	5- 17	311	4- 6	290	322	312	312	27	27	
DIV. I NON-CONF.	0- 6	337	0- 0	109	284	326	326	26	26	

TOTALS	RPI 1-25	RPI 26-50	W-L RECORDS	RPI 51-100	RPI 101-999	RPI 201+				
5- 17	0- 1	0- 0	OVERALL	0- 2	5- 14	5- 8				
2- 5	0- 0	0- 0	HOME	0- 1	2- 4	2- 3				
3- 12	0- 1	0- 0	AWAY	0- 1	3- 10	3- 5				
0- 0	0- 0	0- 0	NEUTRAL	0- 0	0- 0	0- 0				
0- 6	0- 1	0- 0	NON-CONFERENCE	0- 0	0- 5	0- 1				
0- 0	0- 0	0- 0	HOME	0- 0	0- 0	0- 0				
0- 6	0- 1	0- 0	AWAY	0- 0	0- 5	0- 1				
0- 0	0- 0	0- 0	NEUTRAL	0- 0	0- 0	0- 0				
5- 11	0- 0	0- 0	CONFERENCE	0- 2	5- 9	5- 7				
2- 5	0- 0	0- 0	HOME	0- 1	2- 4	2- 3				
3- 6	0- 0	0- 0	AWAY	0- 1	3- 5	3- 4				
0- 0	0- 0	0- 0	NEUTRAL	0- 0	0- 0	0- 0				

RPI 1-25				RPI 26-50				RPI 51-100				RPI 101+ Team's RPI: 312			
RPI	S	Opponent	Score	RPI	S	Opponent	Score	RPI	S	Opponent	Score	RPI	S	Opponent	Score
18	A	South Fla.	43 90					92	A	Lamar University	55 90	102	A	Rice	45 67
								92	H	Lamar University	51 79	114	A	Central Ark.	56 64
												123	H	SFA	54 76
												140	A	Louisiana Tech	62 85
												181	A	Oral Roberts	56 78
												195	A	UTEP	62 69
												224	A	A&M-Corpus Christi	49 50
												229	A	Nicholls St.	45 63
												229	H	Nicholls St.	61 73
												234	A	Abilene Christian	68 80
												237	A	New Orleans	52 70
												287	H	Southeastern La.	61 76
												288	A	McNeese	67 61
												288	H	McNeese	74 86
												306	A	Incarnate Word	58 56
												334	H	Northwestern St.	57 51
												335	A	Sam Houston St.	69 61
												335	H	Sam Houston St.	65 62
												336	A	La.-Monroe	73 77

LAST 12 Division I GAMES:															
288	A	McNeese	67 61	123	H	SFA	54 76	224	A	A&M-Corpus Christi	49 50	306	A	Incarnate Word	58 56
92	A	Lamar University	55 90	288	H	McNeese	74 86	287	H	Southeastern La.	61 76	335	A	Sam Houston St.	69 61
335	H	Sam Houston St.	65 62	287	H	Southeastern La.	61 76	335	A	Sam Houston St.	69 61				
334	H	Northwestern St.	57 51												
229	A	Nicholls St.	45 63												
114	A	Central Ark.	56 64												

Non-Div I Games: LeTourneau 88 43 Paul Quinn 74 54 Huston-Tillotson 76 72 Jarvis Christian 78 30
Houston Baptist

Average RPI Win:	296	WON-LOST	WINNING	LAST 10	STRENGTH OF	OPP. STRENGTH	TEAM	ADJ.	CONF.	ADJ CONF.
Average RPI Loss:	182	RECORD	PCT. RANK	GAMES	SCHEDULE	OF SCHEDULE	RPI	RPI	RPI	RPI
DIV. I ONLY	11- 16	227	5- 5	254	338	264	264	31	31	
DIV. I NON-CONF.	4- 9	249	0- 0	79	305	233	233	30	30	

TOTALS	RPI 1-25	RPI 26-50	W-L RECORDS	RPI 51-100	RPI 101-999	RPI 201+				
11- 16	0- 1	0- 1	OVERALL	0- 1	11- 13	11- 7				
8- 5	0- 0	0- 0	HOME	0- 0	8- 5	8- 2				
3- 11	0- 0	0- 0	AWAY	0- 0	3- 1	3- 1				
0- 0	0- 0	0- 0	NEUTRAL	0- 0	0- 0	0- 0				
4- 9	0- 1	0- 1	NON-CONFERENCE	0- 1	4- 6	4- 1				
4- 2	0- 0	0- 0	HOME	0- 0	4- 2	4- 0				
0- 7	0- 1	0- 1	AWAY	0- 1	0- 4	0- 1				
0- 0	0- 0	0- 0	NEUTRAL	0- 0	0- 0	0- 0				
7- 7	0- 0	0- 0	CONFERENCE	0- 0	7- 7	7- 6				
4- 3	0- 0	0- 0	HOME	0- 0	4- 3	4- 2				
3- 4	0- 0	0- 0	AWAY	0- 0	3- 4	3- 4				
0- 0	0- 0	0- 0	NEUTRAL	0- 0	0- 0	0- 0				

RPI 1-25				RPI 26-50				RPI 51-100				RPI 101+ Team's RPI: 264			
RPI	S	Opponent	Score	RPI	S	Opponent	Score	RPI	S	Opponent	Score	RPI	S	Opponent	Score
20	A	Maryland	49 111	28	A	Georgia	47 87	54	A	Mercer	44 70	111	A	Georgetown	41 93
												119	H	Bethune-Cookman	55 59
												125	A	Cincinnati	53 87
												158	H	William & Mary	71 83
												179	H	Brown	81 85
												196	A	Siena	61 72
												202	H	Hampton	68 63
												203	A	N. C. A&T	53 91
												203	H	N. C. A&T	68 76
												263	A	Morgan St.	68 61
												269	H	Campbell	63 61
												270	H	St. Francis Brooklyn	72 69
												277	A	UMES	52 58
												277	H	UMES	79 83
												278	H	Fairleigh Dickinson	68 65
												290	A	Vermont	65 88
												308	H	FIU	69 62
												324	A	N. C. Central	77 78
												324	H	N. C. Central	69 54
												328	A	South Carolina St.	68 58
												332	H	Delaware St.	78 70
												339	A	Savannah St.	87 59
												341	A	Florida A&M	59 74
												341	H	Florida A&M	76 65
LAST 12 Division I GAMES:															
332	H	Delaware St.	78 70	277	A	UMES	52 58								
324	A	N. C. Central	77 78	203	H	N. C. A&T	68 76								
203	A	N. C. A&T	53 91	324	H	N. C. Central	69 54								
277	H	UMES	79 83	339	A	Savannah St.	87 59								
263	A	Morgan St.	68 61	328	A	South Carolina St.	68 58								
341	H	Florida A&M	76 65	202	H	Hampton	68 63								

Non-Div I Games:

Howard

Average RPI Win:	207	WON-LOST	WINNING	LAST 10	STRENGTH OF	OPP. STRENGTH	TEAM	ADJ.	CONF.	ADJ CONF.
Average RPI Loss:	70	RECORD	PCT. RANK	GAMES	SCHEDULE	OF SCHEDULE	RPI	RPI	RPI	RPI
DIV. I ONLY	20- 8	62	6- 4	155	116	81	81	11	11	
DIV. I NON-CONF.	7- 3	74	0- 0	175	49	64	64	14	14	

TOTALS	RPI 1-25	RPI 26-50	W-L RECORDS	RPI 51-100	RPI 101-999	RPI 201+				
20- 8	0- 3	0- 1	OVERALL	3- 2	17- 2	9- 0				
6- 5	0- 1	0- 0	HOME	0- 2	6- 2	4- 0				
13- 3	0- 2	0- 1	AWAY	2- 0	11- 0	5- 0				
1- 0	0- 0	0- 0	NEUTRAL	1- 0	0- 0	0- 0				
7- 3	0- 1	0- 1	NON-CONFERENCE	2- 1	5- 0	3- 0				
1- 1	0- 0	0- 0	HOME	0- 1	1- 0	1- 0				
5- 2	0- 1	0- 1	AWAY	1- 0	4- 0	2- 0				
1- 0	0- 0	0- 0	NEUTRAL	1- 0	0- 0	0- 0				
13- 5	0- 2	0- 0	CONFERENCE	1- 1	12- 2	6- 0				
5- 4	0- 1	0- 0	HOME	0- 1	5- 2	3- 0				
8- 1	0- 1	0- 0	AWAY	1- 0	7- 0	3- 0				
0- 0	0- 0	0- 0	NEUTRAL	0- 0	0- 0	0- 0				

RPI 1-25				RPI 26-50				RPI 51-100				Team's RPI: 81				RPI 101+			
RPI	S	Opponent	Score	RPI	S	Opponent	Score	RPI	S	Opponent	Score	RPI	S	Opponent	Score	RPI	S	Opponent	Score
22	A	Green Bay	45 52	44	A	UCF	59 63	62	N	Wyoming	65 59	109	A	Cleveland St.	77 64				
22	H	Green Bay	34 60					82	A	Ohio	76 52	109	H	Cleveland St.	94 56				
23	A	DePaul	71 85					84	H	Miami (OH)	83 96	117	A	Milwaukee	70 68				
								96	A	Wright St.	64 61	117	H	Milwaukee	60 67				
								96	H	Wright St.	63 66	138	A	UNI	54 48				
												154	A	Youngstown St.	65 43				
												154	H	Youngstown St.	67 70				
												189	A	Oakland	73 55				
												189	H	Oakland	80 64				
												198	A	Memphis	80 57				
												254	A	Northern Ky.	71 35				
												254	H	Northern Ky.	56 54				
												256	H	Indiana St.	86 57				
												313	A	Tennessee Tech	68 54				
												320	A	Detroit Mercy	91 59				
												320	H	Detroit Mercy	90 62				
												326	A	Ga. Southern	72 52				
												327	A	Ill. -Chicago	82 46				
												327	H	Ill. -Chicago	68 43				
LAST 12 Division I GAMES:																			
254	H	Northern Ky.	56 54	154	H	Youngstown St.	67 70												
96	H	Wright St.	63 66	327	H	Ill. -Chicago	68 43												
117	H	Milwaukee	60 67	22	A	Green Bay	45 52												
320	A	Detroit Mercy	91 59	117	A	Milwaukee	70 68												
189	A	Oakland	73 55	96	A	Wright St.	64 61												
109	H	Cleveland St.	94 56	254	A	Northern Ky.	71 35												

Non-Div I Games: Georgetown (KY) 85 52

IUPUI

Average RPI Win:	202	WON-LOST	WINNING	LAST 10	STRENGTH OF	OPP. STRENGTH	TEAM	ADJ.	CONF.	ADJ CONF.
Average RPI Loss:	134	RECORD	PCT. RANK	GAMES	SCHEDULE	OF SCHEDULE	RPI	RPI	RPI	RPI
DIV. I ONLY	14- 12	149	8- 2	156	131	148	148	19	19	
DIV. I NON-CONF.	3- 7	254	0- 0	104	95	205	205	13	13	

TOTALS	RPI 1-25	RPI 26-50	W-L RECORDS	RPI 51-100	RPI 101-999	RPI 201+				
14- 12	0- 1	1- 1	OVERALL	0- 3	13- 7	7- 3				
7- 6	0- 0	0- 1	HOME	0- 1	7- 4	4- 1				
7- 5	0- 0	1- 0	AWAY	0- 0	6- 0	3- 0				
0- 1	0- 0	0- 0	NEUTRAL	0- 1	0- 0	0- 0				
3- 7	0- 1	0- 0	NON-CONFERENCE	0- 3	3- 3	2- 2				
1- 3	0- 0	0- 0	HOME	0- 1	1- 2	1- 1				
2- 3	0- 1	0- 0	AWAY	0- 1	2- 1	1- 1				
0- 1	0- 0	0- 0	NEUTRAL	0- 1	0- 0	0- 0				
11- 5	0- 0	1- 1	CONFERENCE	0- 0	10- 4	5- 1				
6- 3	0- 0	0- 1	HOME	0- 0	6- 2	3- 0				
5- 2	0- 0	1- 0	AWAY	0- 0	4- 2	2- 1				
0- 0	0- 0	0- 0	NEUTRAL	0- 0	0- 0	0- 0				

RPI 1-25				RPI 26-50				RPI 51-100				RPI 101+				Team's RPI: 148
RPI	S	Opponent	Score	RPI	S	Opponent	Score	RPI	S	Opponent	Score	RPI	S	Opponent	Score	
6	A	Ohio St.	56 99	37	A	Northern Colo.	79 71	57	A	Arizona St.	33 77	122	A	Colorado St.	83 69	
				37	H	Northern Colo.	72 78	62	H	Wyoming	64 70	134	H	Idaho St.	52 62	
								74	N	TCU	76 86	135	A	Portland St.	101 90	
												135	H	Portland St.	61 60	
												145	A	Eastern Wash.	64 71	
												145	H	Eastern Wash.	85 71	
												153	H	Weber St.	88 105	
												161	A	North Dakota	78 64	
												161	H	North Dakota	80 75	
												197	H	Washington	69 81	
												214	A	CSUN	80 75	
												223	H	Seattle U	60 68	
												232	A	Montana St.	95 77	
												234	A	Abilene Christian	72 82	
												240	A	Montana	67 56	
												289	A	Sacramento St.	64 79	
												289	H	Sacramento St.	101 66	
												302	H	Northern Ariz.	83 68	
												323	H	Cal St. Fullerton	80 60	
												329	H	Southern Utah	74 51	

LAST 12 Division I GAMES:																
153	H	Weber St.	88 105	135	H	Portland St.	61 60									
134	H	Idaho St.	52 62	161	A	North Dakota	78 64									
240	A	Montana	67 56	37	A	Northern Colo.	79 71									
232	A	Montana St.	95 77	302	H	Northern Ariz.	83 68									
145	H	Eastern Wash.	85 71	329	H	Southern Utah	74 51									
289	H	Sacramento St.	101 66	145	A	Eastern Wash.	64 71									

Non-Div I Games: Eastern Ore. 84 70

Idaho

Average RPI Win:	233	WON-LOST	WINNING	LAST 10	STRENGTH OF	OPP. STRENGTH	TEAM	ADJ.	CONF.	ADJ CONF.
Average RPI Loss:	141	RECORD	PCT. RANK	GAMES	SCHEDULE	OF SCHEDULE	RPI	RPI	RPI	RPI
DIV. I ONLY	16- 9	98	7- 3	308	146	134	134	19	19	
DIV. I NON-CONF.	6- 3	87	0- 0	313	164	117	117	13	13	

TOTALS	RPI 1-25	RPI 26-50	W-L RECORDS	RPI 51-100	RPI 101-999	RPI 201+				
16- 9	0- 0	0- 2	OVERALL	0- 1	16- 6	9- 2				
6- 2	0- 0	0- 1	HOME	0- 0	6- 1	4- 0				
10- 7	0- 0	0- 0	AWAY	0- 0	10- 0	5- 0				
0- 0	0- 0	0- 0	NEUTRAL	0- 0	0- 0	0- 0				
6- 3	0- 0	0- 0	NON-CONFERENCE	0- 1	6- 2	4- 1				
1- 0	0- 0	0- 0	HOME	0- 0	1- 0	1- 0				
5- 3	0- 0	0- 0	AWAY	0- 1	5- 2	3- 1				
0- 0	0- 0	0- 0	NEUTRAL	0- 0	0- 0	0- 0				
10- 6	0- 0	0- 2	CONFERENCE	0- 0	10- 4	5- 1				
5- 2	0- 0	0- 1	HOME	0- 0	5- 1	3- 0				
5- 4	0- 0	0- 1	AWAY	0- 0	5- 3	2- 1				
0- 0	0- 0	0- 0	NEUTRAL	0- 0	0- 0	0- 0				

RPI 1-25				RPI 26-50				RPI 51-100				RPI 101+				Team's RPI: 134
RPI	S	Opponent	Score	RPI	S	Opponent	Score	RPI	S	Opponent	Score	RPI	S	Opponent	Score	
				37	A	Northern Colo.	52 75	62	A	Wyoming	53 61	105	A	Washington St.	55 72	
				37	H	Northern Colo.	57 63					135	A	Portland St.	88 59	
												135	H	Portland St.	72 64	
												145	A	Eastern Wash.	64 66	
												148	A	Idaho	62 52	
												153	A	Weber St.	73 84	
												153	H	Weber St.	70 76	
												161	A	North Dakota	68 55	
												161	H	North Dakota	57 46	
												182	A	UC Irvine	78 72	
												197	A	Washington	79 59	
												223	A	Seattle U	74 69	
												245	A	Pepperdine	74 80	
												249	A	Hawaii	64 62	
												289	A	Sacramento St.	85 71	
												289	H	Sacramento St.	83 71	
												302	A	Northern Ariz.	75 55	
												302	H	Northern Ariz.	76 59	
												305	H	Utah St.	64 44	
												322	A	Utah Valley	70 58	
												329	A	Southern Utah	70 76	
												329	H	Southern Utah	66 39	
LAST 12 Division I GAMES:																
				145	A	Eastern Wash.	64 66	329	H	Southern Utah	66 39					
				148	A	Idaho	62 52	302	H	Northern Ariz.	76 59					
				135	H	Portland St.	72 64	153	A	Weber St.	73 84					
				289	H	Sacramento St.	83 71	289	A	Sacramento St.	85 71					
				161	A	North Dakota	68 55	135	A	Portland St.	88 59					
				37	A	Northern Colo.	52 75	37	H	Northern Colo.	57 63					

Non-Div I Games: Westminster (UT) 83 45 Col. of Idaho 89 32

Idaho St.

Average RPI Win:	269	WON-LOST	WINNING	LAST 10	STRENGTH OF	OPP. STRENGTH	TEAM	ADJ.	CONF.	ADJ CONF.
Average RPI Loss:	170	RECORD	PCT. RANK	GAMES	SCHEDULE	OF SCHEDULE	RPI	RPI	RPI	RPI
DIV. I ONLY	6- 21	312	1- 9	274	218	327	327	11	11	
DIV. I NON-CONF.	5- 4	146	0- 0	347	347	320	320	14	14	

TOTALS	RPI 1-25	RPI 26-50	W-L RECORDS	RPI 51-100	RPI 101-999	RPI 201+				
6- 21	0- 2	0- 0	OVERALL	0- 4	6- 15	6- 7				
5- 10	0- 1	0- 0	HOME	0- 2	5- 7	5- 3				
1- 11	0- 1	0- 0	AWAY	0- 2	1- 8	1- 4				
0- 0	0- 0	0- 0	NEUTRAL	0- 0	0- 0	0- 0				
5- 4	0- 0	0- 0	NON-CONFERENCE	0- 0	5- 4	5- 4				
4- 2	0- 0	0- 0	HOME	0- 0	4- 2	4- 2				
1- 2	0- 0	0- 0	AWAY	0- 0	1- 2	1- 2				
0- 0	0- 0	0- 0	NEUTRAL	0- 0	0- 0	0- 0				
1- 17	0- 2	0- 0	CONFERENCE	0- 4	1- 11	1- 3				
1- 8	0- 1	0- 0	HOME	0- 2	1- 5	1- 1				
0- 9	0- 1	0- 0	AWAY	0- 2	0- 6	0- 2				
0- 0	0- 0	0- 0	NEUTRAL	0- 0	0- 0	0- 0				

RPI 1-25				RPI 26-50				RPI 51-100				RPI 101+ Team's RPI: 327			
RPI	S	Opponent	Score	RPI	S	Opponent	Score	RPI	S	Opponent	Score	RPI	S	Opponent	Score
22	A	Green Bay	36 65					81	A	IUPUI	43 68	109	A	Cleveland St.	67 70
22	H	Green Bay	37 66					81	H	IUPUI	46 82	109	H	Cleveland St.	42 64
								96	A	Wright St.	50 60	117	A	Milwaukee	44 59
								96	H	Wright St.	53 80	117	H	Milwaukee	53 76
												154	A	Youngstown St.	63 76
												154	H	Youngstown St.	52 71
												189	A	Oakland	78 95
												189	H	Oakland	63 67
												210	H	Eastern Mich.	73 70
												222	H	North Texas	70 67
												254	A	Northern Ky.	53 61
												254	H	Northern Ky.	73 55
												256	H	Indiana St.	55 46
												259	A	Bradley	48 58
												282	H	Santa Clara	36 45
												303	H	Jackson St.	63 76
												304	A	Loyola Chi cago	55 57
												320	A	Detroit Mercy	60 73
												320	H	Detroit Mercy	58 61
												325	A	Fort Wayne	67 51
												349	H	Evansville	96 77
LAST 12 Division I GAMES:															
96	H	Wright St.	53 80	109	H	Cleveland St.	42 64								
254	H	Northern Ky.	73 55	81	A	IUPUI	43 68								
22	H	Green Bay	37 66	117	A	Milwaukee	44 59								
189	A	Oakland	78 95	22	A	Green Bay	36 65								
320	A	Detroit Mercy	60 73	254	A	Northern Ky.	53 61								
154	H	Youngstown St.	52 71	96	A	Wright St.	50 60								

Non-Div I Games: Bethel (IN) 66 46 Ind.-Northwest 74 56

Average RPI Win:	252	WON-LOST	WINNING	LAST 10	STRENGTH OF	OPP. STRENGTH	TEAM	ADJ.	CONF.	ADJ CONF.
Average RPI Loss:	70	RECORD	PCT. RANK	GAMES	SCHEDULE	OF SCHEDULE	RPI	RPI	RPI	RPI
DIV. I ONLY	9- 21	273	0- 10	95	70	221	221	3	3	
DIV. I NON-CONF.	9- 5	99	0- 0	235	205	150	150	4	4	

TOTALS	RPI 1-25	RPI 26-50	W-L RECORDS	RPI 51-100	RPI 101-999	RPI 201+				
9- 21	0- 4	0- 4	OVERALL	0- 9	9- 4	6- 0				
6- 10	0- 2	0- 1	HOME	0- 4	6- 3	6- 0				
1- 11	0- 2	0- 3	AWAY	0- 5	1- 1	0- 0				
2- 0	0- 0	0- 0	NEUTRAL	0- 0	2- 0	0- 0				
9- 5	0- 1	0- 1	NON-CONFERENCE	0- 2	9- 1	6- 0				
6- 2	0- 0	0- 0	HOME	0- 1	6- 1	6- 0				
1- 3	0- 1	0- 1	AWAY	0- 1	1- 0	0- 0				
2- 0	0- 0	0- 0	NEUTRAL	0- 0	2- 0	0- 0				
0- 16	0- 3	0- 3	CONFERENCE	0- 7	0- 3	0- 0				
0- 8	0- 2	0- 1	HOME	0- 3	0- 2	0- 0				
0- 8	0- 1	0- 2	AWAY	0- 4	0- 1	0- 0				
0- 0	0- 0	0- 0	NEUTRAL	0- 0	0- 0	0- 0				

RPI 1-25				RPI 26-50				RPI 51-100				RPI 101+ Team's RPI: 221			
RPI	S	Opponent	Score	RPI	S	Opponent	Score	RPI	S	Opponent	Score	RPI	S	Opponent	Score
6	H	Ohio St.	69 88	38	A	Michigan	42 86	53	A	Indiana	54 70	101	H	Western Ill.	67 77
17	H	Iowa	71 84	41	A	Rutgers	37 76	55	A	Purdue	51 64	139	N	Wichita St.	68 67
19	A	Missouri	55 72	46	H	Minnesota	75 84	55	H	Purdue	54 73	170	A	Northwestern	61 68
20	A	Maryland	65 100	50	A	FGCU	61 85	61	H	Michigan St.	55 67	170	H	Northwestern	59 74
								65	A	Nebraska	47 62	182	N	UC Irvine	65 59
								65	H	Nebraska	72 80	190	H	Wisconsin	61 70
								76	H	Virginia Tech	49 96	198	A	Memphis	63 47
								87	A	Penn St.	59 68	243	H	Austin Peay	59 47
								94	A	New Mexico	68 97	256	H	Indiana St.	81 52
												259	H	Bradley	74 62
												320	H	Detroit Mercy	73 65
												325	H	Fort Wayne	64 50
												345	H	Chicago St.	66 56

LAST 12 Division I GAMES:															
				46	H	Minnesota	75 84	65	A	Nebraska	47 62				
				55	A	Purdue	51 64	190	H	Wisconsin	61 70				
				170	A	Northwestern	61 68	87	A	Penn St.	59 68				
				6	H	Ohio St.	69 88	38	A	Michigan	42 86				
				53	A	Indiana	54 70	61	H	Michigan St.	55 67				
				55	H	Purdue	54 73	65	H	Nebraska	72 80				

Non-Div I Games:

Illinois

Average RPI Win: 247	WON-LOST RECORD	WINNING PCT. RANK	LAST 10 GAMES	STRENGTH OF SCHEDULE	OPP. STRENGTH OF SCHEDULE	TEAM RPI	ADJ. RPI	CONF. RPI	ADJ CONF. RPI
Average RPI Loss: 157									
DIV. I ONLY	13- 15	198	5- 5	291	237	248	248	24	24
DIV. I NON-CONF.	6- 5	153	0- 0	230	212	194	194	21	21

TOTALS	RPI 1-25	RPI 26-50	W-L RECORDS	RPI 51-100	RPI 101-999	RPI 201+			
13- 15	0- 0	0- 0	OVERALL	0- 4	13- 11	9- 4			
9- 6	0- 0	0- 0	HOME	0- 2	9- 4	7- 1			
3- 9	0- 0	0- 0	AWAY	0- 0	3- 1	2- 1			
1- 0	0- 0	0- 0	NEUTRAL	0- 0	1- 0	0- 0			
6- 5	0- 0	0- 0	NON-CONFERENCE	0- 0	6- 5	4- 0			
4- 2	0- 0	0- 0	HOME	0- 0	4- 2	3- 0			
1- 3	0- 0	0- 0	AWAY	0- 0	1- 3	1- 0			
1- 0	0- 0	0- 0	NEUTRAL	0- 0	1- 0	0- 0			
7- 10	0- 0	0- 0	CONFERENCE	0- 4	7- 6	5- 4			
5- 4	0- 0	0- 0	HOME	0- 2	5- 2	4- 1			
2- 6	0- 0	0- 0	AWAY	0- 2	2- 4	1- 3			
0- 0	0- 0	0- 0	NEUTRAL	0- 0	0- 0	0- 0			

RPI S Opponent	Score	RPI S Opponent	Score	RPI S Opponent	Score	RPI S Opponent	Score	Team's RPI: 248
				77 A Drake	64 80	104 A George Mason	37 56	
				77 H Drake	58 65	109 H Cleveland St.	47 56	
				90 A Missouri St.	58 75	117 A Milwaukee	59 61	
				90 H Missouri St.	50 56	120 H Butler	45 56	
						133 N Northeastern	65 55	
						138 A UNI	48 66	
						138 H UNI	36 58	
						159 A Southern Ill.	39 36	
						159 H Southern Ill.	49 46	
						165 H SIUE	62 47	
						189 A Oakland	43 64	
						210 H Eastern Mich.	65 56	
						254 H Northern Ky.	49 37	
						256 A Indiana St.	49 52	
						256 H Indiana St.	63 53	
						259 H Bradley	42 62	
						283 H UMKC	64 53	
						293 A Valparaiso	50 56	
						293 H Valparaiso	63 55	
						300 A Long Beach St.	59 51	
						304 A Loyola Chicago	59 62	
						304 H Loyola Chicago	57 49	
						349 A Evansville	67 43	
						349 H Evansville	70 44	
LAST 12 Division I GAMES:								
				77 A Drake	64 80	293 H Valparaiso	63 55	
				138 A UNI	48 66	304 H Loyola Chicago	57 49	
				349 H Evansville	70 44	138 H UNI	36 58	
				256 H Indiana St.	63 53	77 H Drake	58 65	
				90 A Missouri St.	58 75	256 A Indiana St.	49 52	
				159 A Southern Ill.	39 36	349 A Evansville	67 43	

Non-Div I Games:

Illinois St.

Average RPI Win: 299	WON-LOST	WINNING	LAST 10	STRENGTH OF	OPP. STRENGTH	TEAM	ADJ.	CONF.	ADJ CONF.
Average RPI Loss: 171	RECORD	PCT. RANK	GAMES	SCHEDULE	OF SCHEDULE	RPI	RPI	RPI	RPI

DIV. I ONLY	3- 23	332	1- 9	121	331	306	306	27	27
DIV. I NON-CONF.	0- 10	337	0- 0	27	298	277	277	26	26

TOTALS	RPI 1-25	RPI 26-50	W-L RECORDS	RPI 51-100	RPI 101-999	RPI 201+			
3- 23	0- 0	0- 0	OVERALL	0- 6	3- 17	3- 10			
1- 10	0- 0	0- 0	HOME	0- 2	1- 8	1- 5			
2- 13	0- 0	0- 0	AWAY	0- 1	2- 1	2- 1			
0- 0	0- 0	0- 0	NEUTRAL	0- 0	0- 0	0- 0			
0- 10	0- 0	0- 0	NON-CONFERENCE	0- 4	0- 6	0- 2			
0- 3	0- 0	0- 0	HOME	0- 1	0- 2	0- 1			
0- 7	0- 0	0- 0	AWAY	0- 3	0- 4	0- 1			
0- 0	0- 0	0- 0	NEUTRAL	0- 0	0- 0	0- 0			
3- 13	0- 0	0- 0	CONFERENCE	0- 2	3- 11	3- 8			
1- 7	0- 0	0- 0	HOME	0- 1	1- 6	1- 4			
2- 6	0- 0	0- 0	AWAY	0- 1	2- 5	2- 4			
0- 0	0- 0	0- 0	NEUTRAL	0- 0	0- 0	0- 0			

RPI 1-25				RPI 26-50				RPI 51-100				RPI 101+ Team's RPI: 306			
RPI	S	Opponent	Score	RPI	S	Opponent	Score	RPI	S	Opponent	Score	RPI	S	Opponent	Score
								52	A	Oklahoma St.	35 86	102	A	Rice	43 60
								59	H	South Dakota	51 81	114	H	Central Ark.	35 57
								66	A	Houston	67 98	123	A	SFA	49 60
								92	A	Lamar University	54 77	123	H	SFA	50 75
								92	H	Lamar University	47 71	142	H	Texas St.	33 74
								100	A	Utah	31 90	153	A	Weber St.	55 79
												168	A	UT Arlington	48 61
												224	A	A&M-Corpus Christi	59 75
												224	H	A&M-Corpus Christi	58 62
												229	H	Nicholls St.	64 62
												233	A	Texas Tech	54 80
												234	A	Abilene Christian	56 58
												237	A	New Orleans	50 52
												237	H	New Orleans	45 72
												275	H	Massachusetts	45 64
												287	A	Southeastern La.	54 65
												288	H	McNeese	57 66
												312	H	Houston Baptist	56 58
												334	A	Northwestern St.	57 53
												335	A	Sam Houston St.	56 49

LAST 12 Division I GAMES:															
								224	A	A&M-Corpus Christi	59 75	224	H	A&M-Corpus Christi	58 62
								334	A	Northwestern St.	57 53	237	H	New Orleans	45 72
								123	H	SFA	50 75	312	H	Houston Baptist	56 58
								92	H	Lamar University	47 71	237	A	New Orleans	50 52
								234	A	Abilene Christian	56 58	92	A	Lamar University	54 77
								287	A	Southeastern La.	54 65	123	A	SFA	49 60

Non-Div I Games: Mary Hardin-Baylor 76 58

Average RPI Win:	126	WON-LOST	WINNING	LAST 10	STRENGTH OF	OPP. STRENGTH	TEAM	ADJ.	CONF.	ADJ CONF.
Average RPI Loss:	43	RECORD	PCT. RANK	GAMES	SCHEDULE	OF SCHEDULE	RPI	RPI	RPI	RPI
DIV. I ONLY	16- 13	143	8- 2	8	36	53	53	3	3	
DIV. I NON-CONF.	7- 6	165	0- 0	15	70	71	71	4	4	

TOTALS	RPI 1-25	RPI 26-50	W-L RECORDS	RPI 51-100	RPI 101-999	RPI 201+				
16- 13	0- 6	3- 2	OVERALL	5- 5	8- 0	4- 0				
10- 5	0- 2	2- 0	HOME	2- 3	6- 0	3- 0				
5- 6	0- 3	1- 1	AWAY	2- 2	2- 0	1- 0				
1- 2	0- 1	0- 1	NEUTRAL	1- 0	0- 0	0- 0				
7- 6	0- 2	1- 1	NON-CONFERENCE	1- 3	5- 0	3- 0				
4- 3	0- 1	1- 0	HOME	0- 2	3- 0	2- 0				
2- 1	0- 0	0- 0	AWAY	0- 1	2- 0	1- 0				
1- 2	0- 1	0- 1	NEUTRAL	1- 0	0- 0	0- 0				
9- 7	0- 4	2- 1	CONFERENCE	4- 2	3- 0	1- 0				
6- 2	0- 1	1- 0	HOME	2- 1	3- 0	1- 0				
3- 5	0- 3	1- 1	AWAY	2- 1	0- 0	0- 0				
0- 0	0- 0	0- 0	NEUTRAL	0- 0	0- 0	0- 0				

RPI 1-25				RPI 26-50				RPI 51-100				RPI 101+			
RPI	S	Opponent	Score	RPI	S	Opponent	Score	RPI	S	Opponent	Score	RPI	S	Opponent	Score
5	H	Louisville	59 72	34	N	Virginia	72 82	55	A	Purdue	52 44	127	A	Yale	72 68
6	A	Ohio St.	70 85	38	A	Michigan	79 84	55	H	Purdue	72 54	170	H	Northwestern	78 73
6	H	Ohio St.	62 77	41	H	Rutgers	64 58	61	A	Michigan St.	69 65	173	H	Southern U.	64 49
17	A	Iowa	62 75	42	H	Western Ky.	73 71	61	H	Michigan St.	46 68	190	H	Wisconsin	69 55
19	N	Missouri	55 75	46	A	Minnesota	82 70	65	H	Nebraska	83 75	213	H	Arkansas St.	93 51
20	A	Maryland	70 74					75	A	Saint Mary's (CA)	82 88	221	H	Illinois	70 54
								83	N	UAB	71 63	222	H	North Texas	68 63
								87	A	Penn St.	74 77	254	A	Northern Ky.	67 56
								98	H	Auburn	53 65				
								99	H	Chattanooga	61 64				

Team's RPI: 53															
LAST 12 Division I GAMES:															
17	A	Iowa	62 75	41	H	Rutgers	64 58	190	H	Wisconsin	69 55				
46	A	Minnesota	82 70	61	A	Michigan St.	69 65	20	A	Maryland	70 74				
65	H	Nebraska	83 75	20	A	Maryland	70 74	6	H	Ohio St.	62 77				
55	A	Purdue	52 44	38	A	Michigan	79 84								
221	H	Illinois	70 54												
170	H	Northwestern	78 73												

Non-Div I Games:

Indiana

Average RPI Win: 290	WON-LOST RECORD	WINNING PCT. RANK	LAST 10 GAMES	STRENGTH OF SCHEDULE	OPP. STRENGTH OF SCHEDULE	TEAM RPI	ADJ. RPI	CONF. RPI	ADJ CONF. RPI
Average RPI Loss: 138									
DIV. I ONLY	10- 16	235	7- 3	231	248	256	256	24	24
DIV. I NON-CONF.	1- 9	318	0- 0	111	152	285	285	21	21
<hr/>									
TOTALS	RPI 1-25	RPI 26-50	W-L RECORDS	RPI 51-100	RPI 101-999	RPI 201+			
10- 16	0- 0	0- 1	OVERALL	0- 6	10- 9	10- 4			
5- 9	0- 0	0- 1	HOME	0- 3	5- 5	5- 1			
4- 6	0- 0	0- 0	AWAY	0- 2	4- 4	4- 3			
1- 1	0- 0	0- 0	NEUTRAL	0- 1	1- 0	1- 0			
1- 9	0- 0	0- 1	NON-CONFERENCE	0- 3	1- 5	1- 3			
0- 5	0- 0	0- 1	HOME	0- 1	0- 3	0- 1			
0- 3	0- 0	0- 0	AWAY	0- 1	0- 2	0- 2			
1- 1	0- 0	0- 0	NEUTRAL	0- 1	1- 0	1- 0			
9- 7	0- 0	0- 0	CONFERENCE	0- 3	9- 4	9- 1			
5- 4	0- 0	0- 0	HOME	0- 2	5- 2	5- 0			
4- 3	0- 0	0- 0	AWAY	0- 1	4- 2	4- 1			
0- 0	0- 0	0- 0	NEUTRAL	0- 0	0- 0	0- 0			

RPI 1-25				RPI 26-50				RPI 51-100				RPI 101+ Team's RPI: 256			
RPI	S	Opponent	Score	RPI	S	Opponent	Score	RPI	S	Opponent	Score	RPI	S	Opponent	Score
				27	H	Central Mich.	67 77	59	N	South Dakota	59 71	120	H	Butler	51 60
								77	A	Drake	64 85	126	H	Saint Louis	59 60
								77	H	Drake	51 84	138	A	UNI	53 59
								81	A	IUPUI	57 86	138	H	UNI	46 56
								84	H	Miami (OH)	56 68	159	H	Southern Ill.	45 64
								90	H	Missouri St.	63 77	221	A	Illinois	52 81
												230	H	Fla. Atlantic	58 66
												240	N	Montana	57 45
												248	A	Illinois St.	53 63
												248	H	Illinois St.	52 49
												259	A	Bradley	74 70
												259	H	Bradley	65 50
												293	A	Valparaiso	67 54
												293	H	Valparaiso	64 46
												304	A	Loyola Chicago	73 65
												304	H	Loyola Chicago	74 67
												327	A	Ill. -Chicago	46 55
												349	A	Evansville	66 57
												349	H	Evansville	56 48
<hr/>															
LAST 12 Division I GAMES:															
				304	H	Loyola Chicago	74 67	349	A	Evansville	66 57				
				293	H	Valparaiso	64 46	293	A	Valparaiso	67 54				
				259	A	Bradley	74 70	304	A	Loyola Chicago	73 65				
				248	A	Illinois St.	53 63	248	H	Illinois St.	52 49				
				77	H	Drake	51 84	259	H	Bradley	65 50				
				138	H	UNI	46 56	138	A	UNI	53 59				

Non-Div I Games: Missouri S&T 84 51

Indiana St.

Average RPI Win:	348	WON-LOST	WINNING	LAST 10	STRENGTH OF	OPP. STRENGTH	TEAM	ADJ.	CONF.	ADJ CONF.
Average RPI Loss:	192	RECORD	PCT. RANK	GAMES	SCHEDULE	OF SCHEDULE	RPI	RPI	RPI	RPI
DIV. I ONLY	2- 27	345	2- 8	235	283	338	338	28	28	
DIV. I NON-CONF.	0- 11	337	0- 0	117	196	321	321	25	25	

TOTALS	RPI 1-25	RPI 26-50	W-L RECORDS	RPI 51-100	RPI 101-999	RPI 201+				
2- 27	0- 0	0- 2	OVERALL	0- 5	2- 20	2- 13				
1- 13	0- 0	0- 1	HOME	0- 2	1- 10	1- 6				
1- 14	0- 0	0- 1	AWAY	0- 3	1- 10	1- 7				
0- 0	0- 0	0- 0	NEUTRAL	0- 0	0- 0	0- 0				
0- 11	0- 0	0- 0	NON-CONFERENCE	0- 5	0- 6	0- 3				
0- 5	0- 0	0- 0	HOME	0- 2	0- 3	0- 1				
0- 6	0- 0	0- 0	AWAY	0- 3	0- 3	0- 2				
0- 0	0- 0	0- 0	NEUTRAL	0- 0	0- 0	0- 0				
2- 16	0- 0	0- 2	CONFERENCE	0- 0	2- 14	2- 10				
1- 8	0- 0	0- 1	HOME	0- 0	1- 7	1- 5				
1- 8	0- 0	0- 1	AWAY	0- 0	1- 7	1- 5				
0- 0	0- 0	0- 0	NEUTRAL	0- 0	0- 0	0- 0				

RPI	S	Opponent	Score	RPI	S	Opponent	Score	RPI	S	Opponent	Score	RPI	S	Opponent	Score
43	A	Qui nni pi ac	47 90	63	H	Toledo	57 74	152	H	Kansas	58 72				
43	H	Qui nni pi ac	38 74	72	A	Fordham	48 78	174	A	Marist	55 75				
				73	A	Duquesne	59 80	174	H	Marist	45 55				
				93	H	Bucknell	53 60	177	H	Temple	54 59				
				97	A	Jacksonville	62 71	180	A	Stony Brook	46 63				
								196	A	Siena	51 64				
								196	H	Siena	48 70				
								228	A	Niagara	59 73				
								239	H	Hofstra	43 68				
								257	A	Manhattan	63 67				
								257	H	Manhattan	48 57				
								262	A	Rider	53 80				
								262	H	Rider	49 62				
								265	A	Fairfield	39 59				
								265	H	Fairfield	68 78				
								270	A	St. Francis Brooklyn	63 72				
								276	A	Arizona	58 71				
								279	H	Canisius	49 53				
								291	A	Monmouth	56 68				
								291	H	Monmouth	56 62				
								348	A	Saint Peter's	55 31				
								348	H	Saint Peter's	52 42				
LAST 12 Division I GAMES:															
265	A	Fairfield	39 59	43	A	Qui nni pi ac	47 90								
174	H	Marist	45 55	174	A	Marist	55 75								
257	H	Manhattan	48 57	348	H	Saint Peter's	52 42								
348	A	Saint Peter's	55 31	262	H	Rider	49 62								
262	A	Rider	53 80	291	A	Monmouth	56 68								
265	H	Fairfield	68 78	196	H	Siena	48 70								

Non-Div I Games:

Iona

Average RPI Win:	119	WON-LOST	WINNING	LAST 10	STRENGTH OF	OPP. STRENGTH	TEAM	ADJ.	CONF.	ADJ CONF.
Average RPI Loss:	43	RECORD	PCT. RANK	GAMES	SCHEDULE	OF SCHEDULE	RPI	RPI	RPI	RPI
DIV. I ONLY	23- 6	28	8- 2	22	55	17	17	3	3	
DIV. I NON-CONF.	12- 1	6	0- 0	41	77	12	12	4	4	

TOTALS	RPI 1-25	RPI 26-50	W-L RECORDS	RPI 51-100	RPI 101-999	RPI 201+				
23- 6	1- 2	5- 1	OVERALL	5- 3	12- 0	3- 0				
13- 3	1- 1	4- 0	HOME	3- 2	5- 0	1- 0				
7- 3	0- 1	1- 1	AWAY	1- 1	5- 0	1- 0				
3- 0	0- 0	0- 0	NEUTRAL	1- 0	2- 0	1- 0				
12- 1	0- 1	2- 0	NON-CONFERENCE	2- 0	8- 0	2- 0				
7- 1	0- 1	2- 0	HOME	1- 0	4- 0	1- 0				
2- 0	0- 0	0- 0	AWAY	0- 0	2- 0	0- 0				
3- 0	0- 0	0- 0	NEUTRAL	1- 0	2- 0	1- 0				
11- 5	1- 1	3- 1	CONFERENCE	3- 3	4- 0	1- 0				
6- 2	1- 0	2- 0	HOME	2- 2	1- 0	0- 0				
5- 3	0- 1	1- 1	AWAY	1- 1	3- 0	1- 0				
0- 0	0- 0	0- 0	NEUTRAL	0- 0	0- 0	0- 0				

Iowa

Iowa

RPI	S	Opponent	Score	RPI	S	Opponent	Score	RPI	S	Opponent	Score	RPI	S	Opponent	Score
6	H	Ohio St.	103 89	38	H	Michigan	82 72	51	N	Elon	74 61	115	A	Iowa St.	61 55
7	H	Florida St.	93 94	41	A	Rutgers	77 67	53	H	Indiana	75 62	116	H	Western Mich.	79 56
20	A	Maryland	64 80	42	H	Western Ky.	104 97	55	H	Purdue	70 76	121	H	Northern Ill.	105 80
				43	H	Quinnipiac	83 67	61	A	Michigan St.	71 68	138	A	UNI	71 47
				46	A	Minnesota	72 77	65	A	Nebraska	65 74	155	N	Charlotte	77 64
				46	H	Minnesota	92 84	65	H	Nebraska	74 92	170	A	Northwestern	70 61
								77	H	Drake	79 66	171	H	Samford	80 59
								87	H	Penn St.	80 76	190	A	Wisconsin	56 46
												190	H	Wisconsin	88 61
												221	A	Illinois	84 71
												263	N	Morgan St.	90 46
												337	H	Ark.-Pine Bluff	85 45

LAST 12 Division I GAMES:															
53	H	Indiana	75 62	61	A	Michigan St.	71 68								
41	A	Rutgers	77 67	65	H	Nebraska	74 92								
190	H	Wisconsin	88 61	6	H	Ohio St.	103 89								
170	A	Northwestern	70 61	46	A	Minnesota	72 77								
87	H	Penn St.	80 76	65	A	Nebraska	65 74								
46	H	Minnesota	92 84	55	H	Purdue	70 76								

Non-Div I Games:

Iowa

Average RPI	Win:	175	WON-LOST	WINNING	LAST 10	STRENGTH OF	OPP. STRENGTH	TEAM	ADJ.	CONF.	ADJ CONF.
Average RPI	Loss:	53	RECORD	PCT. RANK	GAMES	SCHEDULE	OF SCHEDULE	RPI	RPI	RPI	RPI
DIV. I ONLY		12- 16	214	4- 6	32	26	115	115	4	4	
DIV. I NON-CONF.		6- 5	153	0- 0	140	74	146	146	5	5	

TOTALS	RPI 1-25		RPI 26-50		W-L RECORDS		RPI 51-100		RPI 101-999		RPI 201+
12- 16	0- 5		0- 3		OVERALL		4- 6		8- 2		6- 0
7- 8	0- 3		0- 1		HOME		1- 4		6- 0		5- 0
4- 7	0- 2		0- 1		AWAY		3- 2		1- 2		1- 0
1- 1	0- 0		0- 1		NEUTRAL		0- 0		1- 0		0- 0
6- 5	0- 1		0- 1		NON-CONFERENCE		1- 1		5- 2		4- 0
5- 1	0- 1		0- 0		HOME		1- 0		4- 0		4- 0
0- 3	0- 0		0- 0		AWAY		0- 1		0- 2		0- 0
1- 1	0- 0		0- 1		NEUTRAL		0- 0		1- 0		0- 0
6- 11	0- 4		0- 2		CONFERENCE		3- 5		3- 0		2- 0
2- 7	0- 2		0- 1		HOME		0- 4		2- 0		1- 0
4- 4	0- 2		0- 1		AWAY		3- 1		1- 0		1- 0
0- 0	0- 0		0- 0		NEUTRAL		0- 0		0- 0		0- 0

RPI	S	Opponent	Score	RPI	S	Opponent	Score	RPI	S	Opponent	Score	RPI	S	Opponent	Score	Team's RPI: 115
4	A	Bayl or	49 89	27	N	Central Mich.	60 81	52	A	Okl ahoma St.	78 69	128	N	Tul ane	67 64	
4	H	Bayl or	50 79	29	A	Okl ahoma	71 80	52	H	Okl ahoma St.	73 81	136	A	Vanderbil t	74 77	
11	A	Texas	55 87	29	H	Okl ahoma	69 74	59	H	South Dakota	81 76	138	A	UNI	53 57	
11	H	Texas	59 72					71	A	West Vi rgi ni a	49 57	152	H	Kansas	71 69	
17	H	Iowa	55 61					71	H	West Vi rgi ni a	59 69	229	H	Ni chol l s St.	75 47	
								74	A	TCU	66 63	233	A	Texas Tech	66 54	
								74	H	TCU	52 75	233	H	Texas Tech	69 57	
								77	A	Drake	80 83	246	H	UC Ri versi de	89 66	
								91	A	Kansas St.	80 45	283	H	UMKC	61 45	
								91	H	Kansas St.	60 67	324	H	N. C. Central	99 58	

LAST 12 Di vi si on I GAMES:																
11	H	Texas	59 72	74	H	TCU	52 75									
29	A	Okl ahoma	71 80	11	A	Texas	55 87									
233	H	Texas Tech	69 57	52	A	Okl ahoma St.	78 69									
74	A	TCU	66 63	71	H	West Vi rgi ni a	59 69									
52	H	Okl ahoma St.	73 81	4	H	Bayl or	50 79									
91	A	Kansas St.	80 45	233	A	Texas Tech	66 54									

Non-Di v I Games:

Iowa St.

Average RPI Win: 305

Average RPI Loss: 241

WON-LOST
RECORDWINNING
PCT. RANKLAST 10
GAMESSTRENGTH OF
SCHEDULEOPP. STRENGTH
OF SCHEDULETEAM
RPIADJ.
RPICONF.
RPIADJ CONF.
RPI

DIV. I ONLY	10- 10	176	5- 5	349	346	303	303	32	32
DIV. I NON-CONF.	2- 3	214	0- 0	349	286	344	344	32	32

TOTALS	RPI 1-25	RPI 26-50	W-L RECORDS	RPI 51-100	RPI 101-999	RPI 201+			
10- 10	0- 0	0- 0	OVERALL	0- 0	10- 10	10- 7			
6- 3	0- 0	0- 0	HOME	0- 0	6- 3	6- 2			
4- 7	0- 0	0- 0	AWAY	0- 0	4- 0	4- 0			
0- 0	0- 0	0- 0	NEUTRAL	0- 0	0- 0	0- 0			
2- 3	0- 0	0- 0	NON-CONFERENCE	0- 0	2- 3	2- 2			
0- 1	0- 0	0- 0	HOME	0- 0	0- 1	0- 1			
2- 2	0- 0	0- 0	AWAY	0- 0	2- 2	2- 1			
0- 0	0- 0	0- 0	NEUTRAL	0- 0	0- 0	0- 0			
8- 7	0- 0	0- 0	CONFERENCE	0- 0	8- 7	8- 5			
6- 2	0- 0	0- 0	HOME	0- 0	6- 2	6- 1			
2- 5	0- 0	0- 0	AWAY	0- 0	2- 5	2- 4			
0- 0	0- 0	0- 0	NEUTRAL	0- 0	0- 0	0- 0			

RPI 1-25				RPI 26-50				RPI 51-100				RPI 101+ Team's RPI: 303			
RPI	S	Opponent	Score	RPI	S	Opponent	Score	RPI	S	Opponent	Score	RPI	S	Opponent	Score
												173	A	Southern U.	76 86
												173	H	Southern U.	58 68
												198	A	Memphi s	53 64
												225	A	Grambl ing	89 93
												225	H	Grambl ing	82 70
												229	H	Ni chol l s St.	64 90
												241	A	Texas Southern	66 71
												241	H	Texas Southern	74 77
												252	A	Prai rie Vi ew	73 85
												252	H	Prai rie Vi ew	70 61
												297	A	Al corn	74 51
												297	H	Al corn	94 69
												311	H	Al abama St.	70 61
												319	H	Al abama A&M	59 43
												327	A	Ill . -Chi cago	76 63
												335	A	Sam Houston St.	68 74
												337	A	Ark. -Pi ne Bl uff	60 54
												340	A	Mi ssi ssi ppi Val .	61 72
												340	H	Mi ssi ssi ppi Val .	68 67
												345	A	Chi cago St.	87 69
LAST 12 Division I GAMES:															
340	H	Mi ssi ssi ppi Val .	68 67	337	A	Ark. -Pi ne Bl uff	60 54								
225	A	Grambl ing	89 93	340	A	Mi ssi ssi ppi Val .	61 72								
252	A	Prai rie Vi ew	73 85	225	H	Grambl ing	82 70								
241	A	Texas Southern	66 71	252	H	Prai rie Vi ew	70 61								
173	H	Southern U.	58 68	241	H	Texas Southern	74 77								
297	H	Al corn	94 69	173	A	Southern U.	76 86								

Non-Div I Games:

Phi l ander Smi th

88 56

Mi l l saps

79 41

LSU-Shreveport

85

86

Spring Hi l l

77 50

Jackson St.

Average RPI Win:	263	WON-LOST	WINNING	LAST 10	STRENGTH OF	OPP. STRENGTH	TEAM	ADJ.	CONF.	ADJ CONF.
Average RPI Loss:	77	RECORD	PCT. RANK	GAMES	SCHEDULE	OF SCHEDULE	RPI	RPI	RPI	RPI
DIV. I ONLY	19- 7	54	8- 2	275	224	97	97	23	23	
DIV. I NON-CONF.	7- 5	132	0- 0	216	166	107	107	22	22	

TOTALS	RPI 1-25	RPI 26-50	W-L RECORDS	RPI 51-100	RPI 101-999	RPI 201+				
19- 7	0- 2	0- 2	OVERALL	0- 1	19- 2	15- 0				
9- 1	0- 0	0- 1	HOME	0- 0	9- 0	8- 0				
9- 6	0- 2	0- 1	AWAY	0- 1	9- 2	6- 0				
1- 0	0- 0	0- 0	NEUTRAL	0- 0	1- 0	1- 0				
7- 5	0- 2	0- 0	NON-CONFERENCE	0- 1	7- 2	5- 0				
3- 0	0- 0	0- 0	HOME	0- 0	3- 0	3- 0				
3- 5	0- 2	0- 0	AWAY	0- 1	3- 2	1- 0				
1- 0	0- 0	0- 0	NEUTRAL	0- 0	1- 0	1- 0				
12- 2	0- 0	0- 2	CONFERENCE	0- 0	12- 0	10- 0				
6- 1	0- 0	0- 1	HOME	0- 0	6- 0	5- 0				
6- 1	0- 0	0- 1	AWAY	0- 0	6- 0	5- 0				
0- 0	0- 0	0- 0	NEUTRAL	0- 0	0- 0	0- 0				

RPI 1-25					RPI 26-50					RPI 51-100					Team's RPI: 97					RPI 101+				
RPI	S	Opponent	Score		RPI	S	Opponent	Score		RPI	S	Opponent	Score		RPI	S	Opponent	Score		RPI	S	Opponent	Score	
7	A	Florida St.	50	82	50	A	FGCU	58	63	86	A	Al abama	60	75	119	A	Bethune-Cookman	68	58	156	A	Flori da	59	69
21	A	NC State	44	64	50	H	FGCU	63	65						167	A	South Ala.	60	58	169	A	Troy	88	89
															185	A	Stetson	61	54	185	H	Stetson	73	63
															229	A	Nicholls St.	69	61	247	A	North Florida	66	48
															247	H	North Florida	64	43	254	N	Northern Ky.	61	49
															261	A	Lip scomb	70	63	261	H	Lip scomb	70	48
															291	H	Monmouth	74	65	294	A	USC Upstate	71	45
															294	H	USC Upstate	65	49	299	A	Kennesaw St.	67	49
															299	H	Kennesaw St.	84	49	338	H	Iona	71	62
															339	H	Savannah St.	74	46	342	A	NJIT	88	58
															342	H	NJIT	73	53					
LAST 12 Division I GAMES:																								
247	H	North Florida	64	43	50	H	FGCU	63	65	185	H	Stetson	73	63										
342	H	NJIT	73	53						50	A	FGCU	58	63										
294	H	USC Upstate	65	49						294	A	USC Upstate	71	45										
261	A	Lip scomb	70	63						342	A	NJIT	88	58										
299	A	Kennesaw St.	67	49						299	H	Kennesaw St.	84	49										
185	A	Stetson	61	54																				

Non-Div I Games: Flagler 79 52 Edward Waters 79 58 Webber Int'l 64 43

Jacksonville

Average RPI Win:	275	WON-LOST	WINNING	LAST 10	STRENGTH OF	OPP. STRENGTH	TEAM	ADJ.	CONF.	ADJ CONF.
Average RPI Loss:	163	RECORD	PCT. RANK	GAMES	SCHEDULE	OF SCHEDULE	RPI	RPI	RPI	RPI
DIV. I ONLY	16- 11	118	6- 4	279	296	183	183	25	25	
DIV. I NON-CONF.	4- 5	202	0- 0	266	208	218	218	27	27	
TOTALS	RPI 1-25	RPI 26-50	W-L RECORDS	RPI 51-100	RPI 101-999	RPI 201+				
16- 11	0- 1	0- 0	OVERALL	0- 3	16- 7	14- 3				
8- 4	0- 1	0- 0	HOME	0- 1	8- 2	7- 1				
7- 7	0- 0	0- 0	AWAY	0- 2	7- 1	6- 0				
1- 0	0- 0	0- 0	NEUTRAL	0- 0	1- 0	1- 0				
4- 5	0- 1	0- 0	NON-CONFERENCE	0- 1	4- 3	4- 1				
2- 1	0- 1	0- 0	HOME	0- 0	2- 0	2- 0				
1- 4	0- 0	0- 0	AWAY	0- 1	1- 3	1- 1				
1- 0	0- 0	0- 0	NEUTRAL	0- 0	1- 0	1- 0				
12- 6	0- 0	0- 0	CONFERENCE	0- 2	12- 4	10- 2				
6- 3	0- 0	0- 0	HOME	0- 1	6- 2	5- 1				
6- 3	0- 0	0- 0	AWAY	0- 1	6- 2	5- 1				
0- 0	0- 0	0- 0	NEUTRAL	0- 0	0- 0	0- 0				

RPI	S	Opponent	Score	RPI	S	Opponent	Score	RPI	S	Opponent	Score	RPI	S	Opponent	Score	Team's RPI: 183
7	H	Florida St.	51 75					68	A	Bel mont	55 71	124	A	Seton Hall	54 73	
								68	H	Bel mont	35 66	157	A	Clemson	45 53	
								84	A	Mi ami (OH)	55 58	165	A	SIUE	41 65	
												178	H	UT Martin	57 61	
												187	A	Morehead St.	67 65	
												187	H	Morehead St.	70 64	
												207	N	East Carolina	82 73	
												219	H	Southeast Mo. St.	55 48	
												237	A	New Orleans	59 54	
												243	A	Austin Peay	51 50	
												243	H	Austin Peay	65 47	
												296	A	Murray St.	59 55	
												296	H	Murray St.	97 65	
												309	A	Georgia St.	41 55	
												313	A	Tennessee Tech	73 59	
												313	H	Tennessee Tech	58 60	
												315	A	Eastern Ky.	44 48	
												315	H	Eastern Ky.	65 51	
												319	H	Alabama A&M	49 33	
												330	A	Tennessee St.	75 56	
												330	H	Tennessee St.	62 61	
												333	H	Rhode Island	63 53	
												346	A	Eastern Ill.	59 50	
LAST 12 Division I GAMES:																
313	A	Tennessee Tech	73 59	165	A	SIUE	41 65									
68	H	Belmont	35 66	346	A	Eastern Ill.	59 50									
243	A	Austin Peay	51 50	219	H	Southeast Mo. St.	55 48									
296	A	Murray St.	59 55	178	H	UT Martin	57 61									
330	H	Tennessee St.	62 61	315	A	Eastern Ky.	44 48									
313	H	Tennessee Tech	58 60	187	A	Morehead St.	67 65									

Non-Div I Games: Stillman 93 38 Brewton-Parker 103 44

Jacksonville St.

Average RPI Win:	200	WON-LOST	WINNING	LAST 10	STRENGTH OF	OPP. STRENGTH	TEAM	ADJ.	CONF.	ADJ CONF.
Average RPI Loss:	47	RECORD	PCT. RANK	GAMES	SCHEDULE	OF SCHEDULE	RPI	RPI	RPI	RPI
DIV. I ONLY	19- 9	75	8- 2	81	105	67	67	10	10	
DIV. I NON-CONF.	4- 7	226	0- 0	53	23	163	163	12	12	

TOTALS	RPI 1-25	RPI 26-50	W-L RECORDS	RPI 51-100	RPI 101-999	RPI 201+				
19- 9	0- 2	1- 4	OVERALL	2- 2	16- 1	11- 0				
11- 3	0- 1	1- 1	HOME	2- 0	8- 1	6- 0				
8- 5	0- 1	0- 2	AWAY	0- 2	8- 0	5- 0				
0- 1	0- 0	0- 1	NEUTRAL	0- 0	0- 0	0- 0				
4- 7	0- 2	0- 3	NON-CONFERENCE	1- 1	3- 1	3- 0				
3- 3	0- 1	0- 1	HOME	1- 0	2- 1	2- 0				
1- 3	0- 1	0- 1	AWAY	0- 1	1- 0	1- 0				
0- 1	0- 0	0- 1	NEUTRAL	0- 0	0- 0	0- 0				
15- 2	0- 0	1- 1	CONFERENCE	1- 1	13- 0	8- 0				
8- 0	0- 0	1- 0	HOME	1- 0	6- 0	4- 0				
7- 2	0- 0	0- 1	AWAY	0- 1	7- 0	4- 0				
0- 0	0- 0	0- 0	NEUTRAL	0- 0	0- 0	0- 0				

RPI 1-25				RPI 26-50				RPI 51-100				RPI 101+			
RPI	S	Opponent	Score	RPI	S	Opponent	Score	RPI	S	Opponent	Score	RPI	S	Opponent	Score
7	H	Florida St.	63 79	26	N	Villanova	57 60	51	A	Elon	43 50	112	A	Delaware	56 53
9	A	Tennessee	60 89	31	A	Dayton	54 82	51	H	Elon	70 67	112	H	Delaware	67 56
				41	H	Rutgers	63 76	70	A	St. John's (NY)	64 81	133	A	Northeastern	60 57
				47	A	Drexel	71 73	85	H	Liberty	58 47	133	H	Northeastern	72 43
				47	H	Drexel	56 48					141	H	Saint Joseph's	66 73
												158	A	William & Mary	86 41
												239	A	Hofstra	55 42
												239	H	Hofstra	73 56
												255	A	UNCW	63 48
												255	H	UNCW	65 48
												266	A	Towson	64 55
												266	H	Towson	69 45
												274	A	Col. of Charleston	67 45
												274	H	Col. of Charleston	67 53
												285	H	Bryant	67 36
												290	A	Vermont	68 56
												331	H	Wagner	68 45

LAST 12 Division I GAMES:															
112	H	Delaware	67 56	51	A	Elon	43 50	158	A	William & Mary	86 41	274	H	Col. of Charleston	67 53
47	A	Drexel	71 73	274	H	Col. of Charleston	67 53	239	H	Hofstra	73 56	255	A	UNCW	63 48
255	H	UNCW	65 48	239	H	Hofstra	73 56	255	A	UNCW	63 48	274	A	Col. of Charleston	67 45
112	A	Delaware	56 53	274	A	Col. of Charleston	67 45								
266	A	Towson	64 55												
133	H	Northeastern	72 43												

Non-Div I Games:

James Madison

Average RPI Win: 201
Average RPI Loss: 64

WON-LOST
RECORD

WINNING
PCT. RANK

LAST 10
GAMES

STRENGTH OF
SCHEDULE

OPP. STRENGTH
OF SCHEDULE

TEAM
RPI

ADJ.
RPI

CONF.
RPI

ADJ CONF.
RPI

DIV. I ONLY	12- 16	214	1- 9	69	64	152	152	4	4
DIV. I NON-CONF.	9- 2	33	0- 0	240	274	102	102	5	5
<hr/>									
TOTALS	RPI 1-25	RPI 26-50	W-L RECORDS	RPI 51-100	RPI 101-999	RPI 201+			
12- 16	0- 4	0- 2	OVERALL	2- 8	10- 2	7- 1			
10- 7	0- 2	0- 1	HOME	2- 3	8- 1	5- 1			
2- 9	0- 2	0- 1	AWAY	0- 5	2- 1	2- 0			
0- 0	0- 0	0- 0	NEUTRAL	0- 0	0- 0	0- 0			
9- 2	0- 0	0- 0	NON-CONFERENCE	0- 2	9- 0	6- 0			
8- 1	0- 0	0- 0	HOME	0- 1	8- 0	5- 0			
1- 1	0- 0	0- 0	AWAY	0- 1	1- 0	1- 0			
0- 0	0- 0	0- 0	NEUTRAL	0- 0	0- 0	0- 0			
3- 14	0- 4	0- 2	CONFERENCE	2- 6	1- 2	1- 1			
2- 6	0- 2	0- 1	HOME	2- 2	0- 1	0- 1			
1- 8	0- 2	0- 1	AWAY	0- 4	1- 1	1- 0			
0- 0	0- 0	0- 0	NEUTRAL	0- 0	0- 0	0- 0			

RPI 1-25				RPI 26-50				RPI 51-100				RPI 101+ Team's RPI: 152			
RPI	S	Opponent	Score	RPI	S	Opponent	Score	RPI	S	Opponent	Score	RPI	S	Opponent	Score
4	A	Bayl or	51 88	29	A	Okl ahoma	64 97	52	A	Okl ahoma St.	63 92	102	H	Ri ce	73 65
4	H	Bayl or	48 83	29	H	Okl ahoma	52 72	52	H	Okl ahoma St.	66 59	115	A	Iowa St.	69 71
11	A	Texas	62 79					65	H	Nebraska	49 66	127	H	Yale	81 75
11	H	Texas	41 55					70	A	St. John's (NY)	53 65	137	H	Arkansas	71 60
								71	A	West Vi rgi ni a	46 76	219	H	Southeast Mo. St.	51 50
								71	H	West Vi rgi ni a	54 74	233	A	Texas Tech	60 47
								74	A	TCU	66 76	233	H	Texas Tech	56 68
								74	H	TCU	86 77	241	H	Texas Southern	72 37
								91	A	Kansas St.	67 91	269	H	Campbel l	66 48
								91	H	Kansas St.	59 63	283	H	UMKC	63 48
												332	H	Del aware St.	81 49
												338	A	Iona	72 58
<hr/>															
LAST 12 Di vi si on I GAMES:															
91	A	Kansas St.	67 91	11	H	Texas	41 55	91	H	Kansas St.	59 63				
52	H	Okl ahoma St.	66 59	29	A	Okl ahoma	64 97	29	A	Okl ahoma	64 97				
4	A	Bayl or	51 88	71	A	West Vi rgi ni a	46 76	74	A	TCU	66 76				
29	H	Okl ahoma	52 72	233	H	Texas Tech	56 68	11	A	Texas	62 79				
52	A	Okl ahoma St.	63 92												

Non-Di v I Games:

Kansas

Average RPI Win:	292	WON-LOST	WINNING	LAST 10	STRENGTH OF	OPP. STRENGTH	TEAM	ADJ.	CONF.	ADJ CONF.
Average RPI Loss:	164	RECORD	PCT. RANK	GAMES	SCHEDULE	OF SCHEDULE	RPI	RPI	RPI	RPI
DIV. I ONLY	6- 18	296	3- 7	281	203	299	299	23	23	
DIV. I NON-CONF.	3- 7	254	0- 0	270	82	251	251	22	22	

TOTALS	RPI 1-25	RPI 26-50	W-L RECORDS	RPI 51-100	RPI 101-999	RPI 201+				
6- 18	0- 1	0- 2	OVERALL	0- 4	6- 11	5- 7				
3- 6	0- 0	0- 1	HOME	0- 1	3- 4	2- 4				
3- 10	0- 0	0- 1	AWAY	0- 2	3- 7	3- 3				
0- 2	0- 1	0- 0	NEUTRAL	0- 1	0- 0	0- 0				
3- 7	0- 1	0- 0	NON-CONFERENCE	0- 2	3- 4	3- 1				
1- 1	0- 0	0- 0	HOME	0- 0	1- 1	1- 1				
2- 4	0- 0	0- 0	AWAY	0- 1	2- 3	2- 0				
0- 2	0- 1	0- 0	NEUTRAL	0- 1	0- 0	0- 0				
3- 11	0- 0	0- 2	CONFERENCE	0- 2	3- 7	2- 6				
2- 5	0- 0	0- 1	HOME	0- 1	2- 3	1- 3				
1- 6	0- 0	0- 1	AWAY	0- 1	1- 4	1- 3				
0- 0	0- 0	0- 0	NEUTRAL	0- 0	0- 0	0- 0				

RPI 1-25				RPI 26-50				RPI 51-100				RPI 101+ Team's RPI: 299			
RPI	S	Opponent	Score	RPI	S	Opponent	Score	RPI	S	Opponent	Score	RPI	S	Opponent	Score
20	N	Maryland	35 89	50	A	FGCU	51 78	64	A	Georgia Tech	48 86	157	A	Clemson	28 41
				50	H	FGCU	57 78	78	N	Maine	39 75	164	A	Ole Miss	63 92
								97	A	Jacksonville	49 84	175	A	Furman	59 78
								97	H	Jacksonville	49 67	185	A	Stetson	53 96
												185	H	Stetson	66 49
												207	H	East Carolina	56 66
												247	A	North Florida	72 77
												247	H	North Florida	44 68
												250	A	Presbyterian	60 51
												261	A	Lipscomb	52 69
												261	H	Lipscomb	62 64
												294	A	USC Upstate	61 65
												294	H	USC Upstate	64 70
												309	H	Georgia St.	71 61
												326	A	Ga. Southern	60 58
												342	A	NJIT	61 58
												342	H	NJIT	80 65

LAST 12 Division I GAMES:															
261	A	Lipscomb	52 69	294	H	USC Upstate	64 70								
50	A	FGCU	51 78	342	H	NJIT	80 65								
185	A	Stetson	53 96	294	A	USC Upstate	61 65								
247	H	North Florida	44 68	185	H	Stetson	66 49								
97	H	Jacksonville	49 67	50	H	FGCU	57 78								
342	A	NJIT	61 58	97	A	Jacksonville	49 84								

Non-Div I Games: Middle Ga. St. 81 65

Kennesaw St.

Average RPI Win:	214	WON-LOST	WINNING	LAST 10	STRENGTH OF	OPP. STRENGTH	TEAM	ADJ.	CONF.	ADJ CONF.
Average RPI Loss:	84	RECORD	PCT. RANK	GAMES	SCHEDULE	OF SCHEDULE	RPI	RPI	RPI	RPI
DIV. I ONLY	12- 16	214	3- 7	132	89	163	163	7	7	
DIV. I NON-CONF.	7- 5	132	0- 0	131	110	97	97	8	8	

TOTALS	RPI 1-25	RPI 26-50	W-L RECORDS	RPI 51-100	RPI 101-999	RPI 201+				
12- 16	0- 2	0- 5	OVERALL	1- 4	11- 5	8- 2				
4- 6	0- 0	0- 1	HOME	0- 3	4- 2	4- 0				
6- 7	0- 0	0- 0	AWAY	1- 1	5- 1	3- 0				
2- 3	0- 1	0- 2	NEUTRAL	0- 0	2- 0	1- 0				
7- 5	0- 1	0- 3	NON-CONFERENCE	0- 1	7- 0	4- 0				
1- 1	0- 0	0- 0	HOME	0- 1	1- 0	1- 0				
4- 1	0- 0	0- 1	AWAY	0- 0	4- 0	2- 0				
2- 3	0- 1	0- 2	NEUTRAL	0- 0	2- 0	1- 0				
5- 11	0- 1	0- 2	CONFERENCE	1- 3	4- 5	4- 2				
3- 5	0- 0	0- 1	HOME	0- 2	3- 2	3- 0				
2- 6	0- 1	0- 1	AWAY	1- 1	1- 3	1- 2				
0- 0	0- 0	0- 0	NEUTRAL	0- 0	0- 0	0- 0				

RPI 1-25				RPI 26-50				RPI 51-100				RPI 101+ Team's RPI: 163			
RPI	S	Opponent	Score	RPI	S	Opponent	Score	RPI	S	Opponent	Score	RPI	S	Opponent	Score
13	N	Stanford	54 79	27	A	Central Mi ch.	84 88	63	A	Toledo	62 55	116	H	Western Mi ch.	61 66
14	A	Buffalo	42 80	36	H	Ball St.	58 79	82	A	Ohio	78 79	121	A	Northern Ill.	79 81
				38	A	Mi chi gan	41 54	82	H	Ohio	65 78	121	H	Northern Ill.	62 72
				39	N	Gonzaga	57 77	84	H	Miami (OH)	59 65	129	A	Robert Morris	46 31
				50	N	FGCU	62 80	96	H	Wright St.	60 72	154	A	Youngstown St.	55 44
												198	N	Memphi s	70 55
												209	A	Bowl ing Green	50 60
												209	H	Bowl ing Green	81 57
												210	A	Eastern Mi ch.	67 60
												210	H	Eastern Mi ch.	76 69
												215	A	Akron	60 75
												215	H	Akron	60 55
												254	A	Northern Ky.	59 54
												287	N	Southeastern La.	81 60
												315	A	Eastern Ky.	65 57
												320	H	Detroit Mercy	82 74

LAST 12 Division I GAMES:															
215	H	Akron	60 55	209	H	Bowl ing Green	81 57	215	A	Akron	60 75				
82	A	Ohio	78 79	63	A	Toledo	62 55	36	H	Ball St.	58 79				
84	H	Miami (OH)	59 65	209	A	Bowl ing Green	50 60	27	A	Central Mi ch.	84 88				
82	H	Ohio	65 78												
14	A	Buffalo	42 80												
121	H	Northern Ill.	62 72												

Non-Div I Games:

Kent St.

Average RPI	Win:	199	WON-LOST	WINNING	LAST 10	STRENGTH OF	OPP. STRENGTH	TEAM	ADJ.	CONF.	ADJ CONF.
Average RPI	Loss:	33	RECORD	PCT. RANK	GAMES	SCHEDULE	OF SCHEDULE	RPI	RPI	RPI	RPI
DIV. I ONLY		14- 16	196	5- 5	17	54	89	89	2	2	
DIV. I NON-CONF.		8- 6	143	0- 0	105	138	113	113	2	2	

TOTALS	RPI 1-25		RPI 26-50		W-L RECORDS		RPI 51-100		RPI 101-999		RPI 201+
14- 16	0- 10		0- 4		OVERALL		2- 0		12- 2		6- 0
9- 7	0- 5		0- 2		HOME		2- 0		7- 0		5- 0
5- 9	0- 5		0- 2		AWAY		0- 0		5- 2		1- 0
0- 0	0- 0		0- 0		NEUTRAL		0- 0		0- 0		0- 0
8- 6	0- 2		0- 3		NON-CONFERENCE		0- 0		8- 1		6- 0
6- 2	0- 1		0- 1		HOME		0- 0		6- 0		5- 0
2- 4	0- 1		0- 2		AWAY		0- 0		2- 1		1- 0
0- 0	0- 0		0- 0		NEUTRAL		0- 0		0- 0		0- 0
6- 10	0- 8		0- 1		CONFERENCE		2- 0		4- 1		0- 0
3- 5	0- 4		0- 1		HOME		2- 0		1- 0		0- 0
3- 5	0- 4		0- 0		AWAY		0- 0		3- 1		0- 0
0- 0	0- 0		0- 0		NEUTRAL		0- 0		0- 0		0- 0

RPI 1-25				RPI 26-50				RPI 51-100				RPI 101+			
RPI	S	Opponent	Score	RPI	S	Opponent	Score	RPI	S	Opponent	Score	RPI	S	Opponent	Score
3	A	Mississippi St.	55 74	28	H	Georgia	42 56	86	H	Alabama	79 54	105	A	Washington St.	73 68
3	H	Mississippi St.	63 85	40	H	California	52 62	98	H	Auburn	65 48	107	A	Middle Tenn.	57 62
4	A	Baylor	63 90	48	A	Miami (FL)	54 65					136	A	Vanderbilt	55 70
5	H	Louisville	63 87	50	A	FGCU	64 70					137	A	Arkansas	76 65
9	H	Tennessee	49 63									137	H	Arkansas	78 57
15	A	South Carolina	63 81									156	A	Florida	56 53
15	H	South Carolina	64 81									164	A	Ole Miss	79 71
16	A	Texas A&M	70 74									187	H	Morehead St.	86 53
19	A	Missouri	78 83									218	H	Gardner-Webb	72 34
25	H	LSU	70 72									240	A	Montana	71 54
Team's RPI: 89															
LAST 12 Division I GAMES:															
3	H	Mississippi St.	63 85	25	H	LSU	70 72	98	H	Auburn	65 48	137	A	Arkansas	76 65
164	A	Ole Miss	79 71	98	H	Auburn	65 48	86	H	Alabama	79 54	301	H	Marshall	69 39
15	A	South Carolina	63 81	137	A	Arkansas	76 65	15	H	South Carolina	64 81	313	H	Tennessee Tech	82 54
137	H	Arkansas	78 57	86	H	Alabama	79 54	136	A	Vanderbilt	55 70	349	H	Evansville	100 62
3	A	Mississippi St.	55 74	15	H	South Carolina	64 81								
19	A	Missouri	78 83	136	A	Vanderbilt	55 70								

Non-Div I Games:

Kentucky

Average RPI Win:	295	WON-LOST	WINNING	LAST 10	STRENGTH OF	OPP. STRENGTH	TEAM	ADJ.	CONF.	ADJ CONF.
Average RPI Loss:	183	RECORD	PCT. RANK	GAMES	SCHEDULE	OF SCHEDULE	RPI	RPI	RPI	RPI
DIV. I ONLY	10- 16	235	3- 7	271	336	272	272	29	29	
DIV. I NON-CONF.	4- 7	226	0- 0	265	318	263	263	29	29	

TOTALS	RPI 1-25	RPI 26-50	W-L RECORDS	RPI 51-100	RPI 101-999	RPI 201+				
10- 16	0- 0	0- 1	OVERALL	0- 1	10- 14	9- 7				
5- 7	0- 0	0- 1	HOME	0- 1	5- 5	4- 3				
5- 9	0- 0	0- 0	AWAY	0- 0	5- 0	5- 0				
0- 0	0- 0	0- 0	NEUTRAL	0- 0	0- 0	0- 0				
4- 7	0- 0	0- 1	NON-CONFERENCE	0- 1	4- 5	3- 2				
2- 3	0- 0	0- 1	HOME	0- 1	2- 1	1- 1				
2- 4	0- 0	0- 0	AWAY	0- 0	2- 4	2- 1				
0- 0	0- 0	0- 0	NEUTRAL	0- 0	0- 0	0- 0				
6- 9	0- 0	0- 0	CONFERENCE	0- 0	6- 9	6- 5				
3- 4	0- 0	0- 0	HOME	0- 0	3- 4	3- 2				
3- 5	0- 0	0- 0	AWAY	0- 0	3- 5	3- 3				
0- 0	0- 0	0- 0	NEUTRAL	0- 0	0- 0	0- 0				

RPI	S	Opponent	Score	RPI	S	Opponent	Score	RPI	S	Opponent	Score	RPI	S	Opponent	Score
38	H	Michigan	49 86	88	H	Navy	47 79	104	A	George Mason	70 73	118	A	Saint Francis (PA)	71 101
								118	H	Saint Francis (PA)	54 85	127	A	Yale	51 62
								129	A	Robert Morris	53 60	129	H	Robert Morris	44 55
								160	A	Army West Point	37 71	184	H	Lehigh	72 69
								231	A	Lafayette	53 69	257	H	Manhattan	38 72
								260	H	Sacred Heart	46 50	270	A	St. Francis Brooklyn	54 64
								270	H	St. Francis Brooklyn	61 59	278	A	Fairleigh Dickinson	62 53
								278	H	Fairleigh Dickinson	49 61	285	A	Bryant	56 75
								292	A	Mt. St. Mary's	61 59	292	H	Mt. St. Mary's	53 48
								295	A	Central Conn. St.	61 54	321	A	UMBC	66 52
								331	A	Wagner	44 52	331	H	Wagner	74 69
								342	A	NJIT	67 49	348	H	Saint Peter's	57 46
LAST 12 Division I GAMES:															
278	A	Fairleigh Dickinson	62 53	278	H	Fairleigh Dickinson	49 61								
270	A	St. Francis Brooklyn	54 64	260	H	Sacred Heart	46 50								
118	H	Saint Francis (PA)	54 85	295	A	Central Conn. St.	61 54								
129	H	Robert Morris	44 55	285	A	Bryant	56 75								
331	A	Wagner	44 52	292	H	Mt. St. Mary's	53 48								
292	A	Mt. St. Mary's	61 59	331	H	Wagner	74 69								

Non-Div I Games:

LIU Brooklyn

Average RPI Win:	134	WON-LOST	WINNING	LAST 10	STRENGTH OF	OPP. STRENGTH	TEAM	ADJ.	CONF.	ADJ CONF.
Average RPI Loss:	36	RECORD	PCT. RANK	GAMES	SCHEDULE	OF SCHEDULE	RPI	RPI	RPI	RPI
DIV. I ONLY	19- 8	66	7- 3	36	15	25	25	2	2	
DIV. I NON-CONF.	8- 3	65	0- 0	132	75	52	52	2	2	

TOTALS	RPI 1-25	RPI 26-50	W-L RECORDS	RPI 51-100	RPI 101-999	RPI 201+				
19- 8	3- 5	1- 1	OVERALL	3- 2	12- 0	4- 0				
11- 1	2- 1	1- 0	HOME	2- 0	6- 0	3- 0				
7- 6	1- 3	0- 1	AWAY	1- 2	5- 0	1- 0				
1- 1	0- 1	0- 0	NEUTRAL	0- 0	1- 0	0- 0				
8- 3	0- 2	0- 1	NON-CONFERENCE	0- 0	8- 0	4- 0				
4- 0	0- 0	0- 0	HOME	0- 0	4- 0	3- 0				
3- 2	0- 1	0- 1	AWAY	0- 0	3- 0	1- 0				
1- 1	0- 1	0- 0	NEUTRAL	0- 0	1- 0	0- 0				
11- 5	3- 3	1- 0	CONFERENCE	3- 2	4- 0	0- 0				
7- 1	2- 1	1- 0	HOME	2- 0	2- 0	0- 0				
4- 4	1- 2	0- 0	AWAY	1- 2	2- 0	0- 0				
0- 0	0- 0	0- 0	NEUTRAL	0- 0	0- 0	0- 0				

RPI 1-25				RPI 26-50				RPI 51-100				RPI 101+			
RPI	S	Opponent	Score	RPI	S	Opponent	Score	RPI	S	Opponent	Score	RPI	S	Opponent	Score
3	H	Mississippi St.	70 83	28	H	Georgia	71 60	86	A	Alabama	51 65	103	A	Little Rock	56 37
9	H	Tennessee	70 59	37	A	Northern Colo.	50 58	86	H	Alabama	79 78	126	N	Saint Louis	71 59
11	N	Texas	66 75					89	A	Kentucky	72 70	128	A	Tulane	73 50
15	A	South Carolina	48 57					98	A	Auburn	62 70	136	H	Vanderbilt	85 65
16	A	Texas A&M	59 69					98	H	Auburn	59 56	137	A	Arkansas	62 57
16	H	Texas A&M	80 78									156	A	Florida	66 59
18	A	South Fla.	55 61									162	H	Louisiana	60 45
19	A	Missouri	69 65									164	H	Ole Miss	84 55
LAST 12 Division I GAMES:															
86	H	Alabama	79 78	89	A	Kentucky	72 70								
15	A	South Carolina	48 57	28	H	Georgia	71 60								
137	A	Arkansas	62 57	9	H	Tennessee	70 59								
164	H	Ole Miss	84 55	16	A	Texas A&M	59 69								
16	H	Texas A&M	80 78	98	H	Auburn	59 56								
98	A	Auburn	62 70	156	A	Florida	66 59								

Non-Div I Games:

LSU

Average RPI Win:	208	WON-LOST	WINNING	LAST 10	STRENGTH OF	OPP. STRENGTH	TEAM	ADJ.	CONF.	ADJ CONF.
Average RPI Loss:	142	RECORD	PCT. RANK	GAMES	SCHEDULE	OF SCHEDULE	RPI	RPI	RPI	RPI
DIV. I ONLY	8- 21	286	2- 8	120	166	242	242	12	12	
DIV. I NON-CONF.	5- 8	220	0- 0	100	201	154	154	10	10	

TOTALS	RPI 1-25	RPI 26-50	W-L RECORDS	RPI 51-100	RPI 101-999	RPI 201+				
8- 21	0- 0	0- 3	OVERALL	1- 5	7- 13	4- 4				
4- 8	0- 0	0- 2	HOME	1- 0	3- 6	2- 1				
3- 13	0- 0	0- 1	AWAY	0- 5	3- 7	2- 3				
1- 0	0- 0	0- 0	NEUTRAL	0- 0	1- 0	0- 0				
5- 8	0- 0	0- 2	NON-CONFERENCE	1- 2	4- 4	2- 2				
1- 3	0- 0	0- 1	HOME	1- 0	0- 2	0- 1				
3- 5	0- 0	0- 1	AWAY	0- 2	3- 2	2- 1				
1- 0	0- 0	0- 0	NEUTRAL	0- 0	1- 0	0- 0				
3- 13	0- 0	0- 1	CONFERENCE	0- 3	3- 9	2- 2				
3- 5	0- 0	0- 1	HOME	0- 0	3- 4	2- 0				
0- 8	0- 0	0- 0	AWAY	0- 3	0- 5	0- 2				
0- 0	0- 0	0- 0	NEUTRAL	0- 0	0- 0	0- 0				

RPI 1-25				RPI 26-50				RPI 51-100				RPI 101+				Team's RPI: 242	
RPI	S	Opponent	Score	RPI	S	Opponent	Score	RPI	S	Opponent	Score	RPI	S	Opponent	Score		
				26	H	Villanova	49 76	56	A	Harvard	61 70	104	A	George Mason	55 65		
				31	H	Dayton	47 76	60	A	American	48 66	104	H	George Mason	56 69		
				47	A	Drexel	54 79	69	H	Penn	66 59	126	H	Saint Louis	87 76		
								72	A	Fordham	45 66	141	A	Saint Joseph's	49 70		
								73	A	Duquesne	50 78	141	H	Saint Joseph's	64 75		
								95	A	George Washington	45 60	176	H	Davidson	51 58		
												177	H	Temple	52 69		
												184	A	Lehigh	69 61		
												186	N	New Hampshire	59 51		
												190	A	Wisconsin	60 71		
												200	A	Richmond	51 77		
												200	H	Richmond	57 60		
												222	A	North Texas	44 70		
												231	A	Lafayette	74 47		
												251	H	St. Bonaventure	66 63		
												262	H	Rider	55 76		
												275	A	Massachusetts	66 69		
												284	H	VCU	62 57		
												332	A	Delaware St.	71 48		
												333	A	Rhode Island	63 72		
LAST 12 Division I GAMES:																	
				104	A	George Mason	55 65	275	A	Massachusetts	66 69						
				176	H	Davidson	51 58	95	A	George Washington	45 60						
				141	A	Saint Joseph's	49 70	141	H	Saint Joseph's	64 75						
				72	A	Fordham	45 66	284	H	VCU	62 57						
				200	H	Richmond	57 60	333	A	Rhode Island	63 72						
				126	H	Saint Louis	87 76	73	A	Duquesne	50 78						

Non-Div I Games:

La Salle

Average RPI Win:	274	WON-LOST	WINNING	LAST 10	STRENGTH OF	OPP. STRENGTH	TEAM	ADJ.	CONF.	ADJ CONF.
Average RPI Loss:	188	RECORD	PCT. RANK	GAMES	SCHEDULE	OF SCHEDULE	RPI	RPI	RPI	RPI
DIV. I ONLY	2- 23	343	0- 10	205	294	336	336	22	22	
DIV. I NON-CONF.	1- 8	313	0- 0	262	330	339	339	23	23	

TOTALS	RPI 1-25	RPI 26-50	W-L RECORDS	RPI 51-100	RPI 101-999	RPI 201+				
2- 23	0- 0	0- 0	OVERALL	0- 2	2- 21	2- 8				
2- 8	0- 0	0- 0	HOME	0- 0	2- 8	2- 3				
0- 15	0- 0	0- 0	AWAY	0- 1	0- 4	0- 1				
0- 0	0- 0	0- 0	NEUTRAL	0- 0	0- 0	0- 0				
1- 8	0- 0	0- 0	NON-CONFERENCE	0- 2	1- 6	1- 4				
1- 2	0- 0	0- 0	HOME	0- 0	1- 2	1- 2				
0- 6	0- 0	0- 0	AWAY	0- 2	0- 4	0- 2				
0- 0	0- 0	0- 0	NEUTRAL	0- 0	0- 0	0- 0				
1- 15	0- 0	0- 0	CONFERENCE	0- 0	1- 15	1- 4				
1- 6	0- 0	0- 0	HOME	0- 0	1- 6	1- 1				
0- 9	0- 0	0- 0	AWAY	0- 0	0- 9	0- 3				
0- 0	0- 0	0- 0	NEUTRAL	0- 0	0- 0	0- 0				

RPI 1-25				RPI 26-50				RPI 51-100				RPI 101+				Team's RPI: 336	
RPI	S	Opponent	Score	RPI	S	Opponent	Score	RPI	S	Opponent	Score	RPI	S	Opponent	Score		
								52	A	Oklahoma St.	58	112	102	A	Rice	47	63
								98	A	Auburn	41	67	103	A	Little Rock	37	57
													140	A	Louisiana Tech	49	71
													142	A	Texas St.	52	86
													142	H	Texas St.	45	81
													162	A	Louisiana	55	63
													162	H	Louisiana	48	76
													167	A	South Ala.	55	72
													167	H	South Ala.	60	67
													168	A	UT Arlington	61	70
													168	H	UT Arlington	53	80
													169	A	Troy	62	94
													169	H	Troy	79	86
													213	A	Arkansas St.	62	76
													225	A	Grambling	52	61
													235	H	Coastal Caro.	62	56
													237	H	New Orleans	51	89
													273	H	Appalachian St.	67	71
													288	A	McNeese	61	65
													309	A	Georgia St.	57	70
													312	H	Houston Baptist	77	73
													326	A	Ga. Southern	45	75
													334	H	Northwestern St.	48	70
LAST 12 Division I GAMES:																	
169	A	Troy	62	94	162	H	Louisiana	48	76								
167	A	South Ala.	55	72	167	H	South Ala.	60	67								
142	H	Texas St.	45	81	169	H	Troy	79	86								
168	H	UT Arlington	53	80	168	A	UT Arlington	61	70								
309	A	Georgia St.	57	70	142	A	Texas St.	52	86								
326	A	Ga. Southern	45	75	162	A	Louisiana	55	63								

Non-Div I Games: Millsaps 73 41 Centenary (LA) 90 53

La. -Monroe

Average RPI Win: 256	WON-LOST RECORD	WINNING PCT. RANK	LAST 10 GAMES	STRENGTH OF SCHEDULE	OPP. STRENGTH OF SCHEDULE	TEAM RPI	ADJ. RPI	CONF. RPI	ADJ CONF. RPI
Average RPI Loss: 134									
DIV. I ONLY	10- 17	245	3- 7	152	238	231	231	15	15
DIV. I NON-CONF.	4- 6	214	0- 0	237	325	249	249	18	18

TOTALS	RPI 1-25	RPI 26-50	W-L RECORDS	RPI 51-100	RPI 101-999	RPI 201+			
10- 17	0- 0	0- 2	OVERALL	0- 7	10- 8	10- 3			
6- 8	0- 0	0- 1	HOME	0- 3	6- 4	6- 2			
4- 9	0- 0	0- 1	AWAY	0- 4	4- 4	4- 1			
0- 0	0- 0	0- 0	NEUTRAL	0- 0	0- 0	0- 0			
4- 6	0- 0	0- 2	NON-CONFERENCE	0- 1	4- 3	4- 2			
3- 2	0- 0	0- 1	HOME	0- 0	3- 1	3- 1			
1- 4	0- 0	0- 1	AWAY	0- 1	1- 2	1- 1			
0- 0	0- 0	0- 0	NEUTRAL	0- 0	0- 0	0- 0			
6- 11	0- 0	0- 0	CONFERENCE	0- 6	6- 5	6- 1			
3- 6	0- 0	0- 0	HOME	0- 3	3- 3	3- 1			
3- 5	0- 0	0- 0	AWAY	0- 3	3- 2	3- 0			
0- 0	0- 0	0- 0	NEUTRAL	0- 0	0- 0	0- 0			

RPI 1-25				RPI 26-50				RPI 51-100				RPI 101+				Team's RPI : 231	
RPI	S	Opponent	Score	RPI	S	Opponent	Score	RPI	S	Opponent	Score	RPI	S	Opponent	Score		
				33	H	Princeton	45 53	60	A	American	66 74	129	A	Robert Morris	42 63		
				47	A	Drexel	37 52	60	H	American	67 74	160	A	Army West Point	39 48		
								69	A	Penn	42 55	160	H	Army West Point	60 65		
								88	A	Navy	59 65	184	A	Lehigh	45 70		
								88	H	Navy	43 59	184	H	Lehigh	62 72		
								93	A	Bucknell I	53 83	212	A	Boston U.	47 45		
								93	H	Bucknell I	57 80	212	H	Boston U.	44 41		
												236	A	Loyola Maryland	73 64		
												236	H	Loyola Maryland	65 54		
												242	H	La Salle	47 74		
												244	A	Holy Cross	69 65		
												244	H	Holy Cross	56 69		
												262	H	Rider	60 45		
												271	A	Cornell I	59 58		
												272	H	LIU Brooklyn	69 53		
												281	H	Colgate	63 48		
												331	H	Wagner	70 52		
												348	A	Saint Peter's	61 64		
LAST 12 Division I GAMES:																	
				184	H	Lehigh	62 72	93	H	Bucknell I	57 80						
				212	H	Boston U.	44 41	244	H	Holy Cross	56 69						
				60	A	American	66 74	212	A	Boston U.	47 45						
				88	H	Navy	43 59	60	H	American	67 74						
				236	A	Loyola Maryland	73 64	88	A	Navy	59 65						
				160	A	Army West Point	39 48	236	H	Loyola Maryland	65 54						

Non-Div I Games:

Lafayette

Average RPI Win: 255	WON-LOST RECORD	WINNING PCT. RANK	LAST 10 GAMES	STRENGTH OF SCHEDULE	OPP. STRENGTH OF SCHEDULE	TEAM RPI	ADJ. RPI	CONF. RPI	ADJ. CONF. RPI
Average RPI Loss: 103									
DIV. I ONLY	17- 6	51	10- 0	262	244	92	92	27	27
DIV. I NON-CONF.	1- 5	300	0- 0	38	11	190	190	26	26

TOTALS	RPI 1-25	RPI 26-50	W-L RECORDS	RPI 51-100	RPI 101-999	RPI 201+			
17- 6	0- 1	0- 0	OVERALL	0- 2	17- 3	14- 0			
9- 0	0- 0	0- 0	HOME	0- 0	9- 0	8- 0			
7- 5	0- 1	0- 0	AWAY	0- 2	7- 2	6- 0			
1- 1	0- 0	0- 0	NEUTRAL	0- 0	1- 1	0- 0			
1- 5	0- 1	0- 0	NON-CONFERENCE	0- 2	1- 2	0- 0			
0- 0	0- 0	0- 0	HOME	0- 0	0- 0	0- 0			
0- 4	0- 1	0- 0	AWAY	0- 2	0- 1	0- 0			
1- 1	0- 0	0- 0	NEUTRAL	0- 0	1- 1	0- 0			
16- 1	0- 0	0- 0	CONFERENCE	0- 0	16- 1	14- 0			
9- 0	0- 0	0- 0	HOME	0- 0	9- 0	8- 0			
7- 1	0- 0	0- 0	AWAY	0- 0	7- 1	6- 0			
0- 0	0- 0	0- 0	NEUTRAL	0- 0	0- 0	0- 0			

RPI 1-25				RPI 26-50				RPI 51-100 Team's RPI: 92				RPI 101+			
RPI	S	Opponent	Score	RPI	S	Opponent	Score	RPI	S	Opponent	Score	RPI	S	Opponent	Score
4	A	Baylor	62 121					55	A	Purdue	64 79	114	A	Central Ark.	39 51
								94	A	New Mexico	58 90	121	N	Northern Ill.	90 80
												123	A	SFA	75 58
												123	H	SFA	79 65
												161	N	North Dakota	70 73
												191	A	Pacific	75 80
												224	A	A&M-Corpus Christi	70 31
												224	H	A&M-Corpus Christi	65 59
												229	A	Nicholls St.	76 61
												234	H	Abilene Christian	77 71
												237	H	New Orleans	100 77
												287	A	Southeastern La.	75 58
												288	H	McNeese	83 58
												306	A	Incarnate Word	71 47
												306	H	Incarnate Word	77 54
												312	A	Houston Baptist	79 51
												312	H	Houston Baptist	90 55
												334	H	Northwestern St.	71 44
												335	A	Sam Houston St.	68 44
												335	H	Sam Houston St.	91 44
LAST 12 Division I GAMES:															
123	A	SFA	75 58	123	H	SFA	79 65								
312	H	Houston Baptist	90 55	234	H	Abilene Christian	77 71								
224	H	A&M-Corpus Christi	65 59	288	H	McNeese	83 58								
306	A	Incarnate Word	71 47	229	A	Nicholls St.	76 61								
335	A	Sam Houston St.	68 44	335	H	Sam Houston St.	91 44								
334	H	Northwestern St.	71 44	306	H	Incarnate Word	77 54								

Non-Div I Games: Howard Payne 101 37 Schreiner 116 37 Louisiana Col. 93 62 S' western Assemblies 92 49 Lamar University

Average RPI Win: 229

Average RPI Loss: 159

WON-LOST
RECORDWINNING
PCT. RANKLAST 10
GAMESSTRENGTH OF
SCHEDULEOPP. STRENGTH
OF SCHEDULETEAM
RPIADJ.
RPICONF.
RPIADJ CONF.
RPI

DIV. I ONLY	14- 13	165	4- 6	230	207	184	184	15	15
DIV. I NON-CONF.	5- 5	170	0- 0	321	302	247	247	18	18
<hr/>									
TOTALS	RPI 1-25	RPI 26-50	W-L RECORDS	RPI 51-100	RPI 101-999	RPI 201+			
14- 13	0- 0	0- 2	OVERALL	2- 4	12- 7	11- 6			
9- 3	0- 0	0- 0	HOME	2- 1	7- 2	6- 2			
5- 9	0- 0	0- 1	AWAY	0- 3	5- 5	5- 4			
0- 1	0- 0	0- 1	NEUTRAL	0- 0	0- 0	0- 0			
5- 5	0- 0	0- 2	NON-CONFERENCE	0- 0	5- 3	5- 3			
3- 1	0- 0	0- 0	HOME	0- 0	3- 1	3- 1			
2- 3	0- 0	0- 1	AWAY	0- 0	2- 2	2- 2			
0- 1	0- 0	0- 1	NEUTRAL	0- 0	0- 0	0- 0			
9- 8	0- 0	0- 0	CONFERENCE	2- 4	7- 4	6- 3			
6- 2	0- 0	0- 0	HOME	2- 1	4- 1	3- 1			
3- 6	0- 0	0- 0	AWAY	0- 3	3- 3	3- 2			
0- 0	0- 0	0- 0	NEUTRAL	0- 0	0- 0	0- 0			

RPI 1-25				RPI 26-50				RPI 51-100				RPI 101+ Team's RPI: 184			
RPI	S	Opponent	Score	RPI	S	Opponent	Score	RPI	S	Opponent	Score	RPI	S	Opponent	Score
				26	N	Villanova	42 62	60	A	American	64 82	160	A	Army West Point	50 55
				46	A	Minnesota	73 107	60	H	American	44 60	160	H	Army West Point	59 55
								88	A	Navy	50 53	212	A	Boston U.	65 56
								88	H	Navy	66 63	212	H	Boston U.	74 58
								93	A	Bucknell I	52 59	231	A	Lafayette	72 62
								93	H	Bucknell I	66 62	231	H	Lafayette	70 45
												236	A	Loyol a Maryl and	64 67
												236	H	Loyol a Maryl and	64 55
												242	H	La Salle	61 69
												244	A	Hol y Cross	49 54
												260	A	Sacred Heart	55 65
												265	H	Fai rfi el d	56 53
												271	A	Cornel l	62 57
												272	A	LIU Brookl yn	69 72
												281	A	Col gate	59 51
												281	H	Col gate	48 54
												291	A	Monmouth	75 57
												292	H	Mt. St. Mary' s	75 71
												342	H	NJIT	64 50
LAST 12 Division I GAMES:															
				231	A	Lafayette	72 62	212	A	Boston U.	65 56				
				236	H	Loyol a Maryl and	64 55	88	A	Navy	50 53				
				160	A	Army West Point	50 55	236	A	Loyol a Maryl and	64 67				
				281	H	Col gate	48 54	160	H	Army West Point	59 55				
				60	H	Ameri can	44 60	281	A	Col gate	59 51				
				93	A	Bucknel l	52 59	60	A	Ameri can	64 82				

Non-Div I Games: Mansfield 77 47

Lehigh

Average RPI Win: 261	WON-LOST RECORD	WINNING PCT. RANK	LAST 10 GAMES	STRENGTH OF SCHEDULE	OPP. STRENGTH OF SCHEDULE	TEAM RPI	ADJ. RPI	CONF. RPI	ADJ. CONF. RPI
Average RPI Loss: 105									
DIV. I ONLY	17- 9	90	6- 2	148	291	85	85	26	26
DIV. I NON-CONF.	3- 7	254	0- 1	30	133	133	133	28	28

TOTALS	RPI 1-25	RPI 26-50	W-L RECORDS	RPI 51-100	RPI 101-999	RPI 201+			
17- 9	0- 1	0- 2	OVERALL	0- 3	17- 3	14- 2			
8- 0	0- 0	0- 0	HOME	0- 0	8- 0	7- 0			
8- 7	0- 1	0- 1	AWAY	0- 2	8- 3	7- 2			
1- 2	0- 0	0- 1	NEUTRAL	0- 1	1- 0	0- 0			
3- 7	0- 1	0- 2	NON-CONFERENCE	0- 3	3- 1	2- 1			
1- 0	0- 0	0- 0	HOME	0- 0	1- 0	1- 0			
1- 5	0- 1	0- 1	AWAY	0- 2	1- 1	1- 1			
1- 2	0- 0	0- 1	NEUTRAL	0- 1	1- 0	0- 0			
14- 2	0- 0	0- 0	CONFERENCE	0- 0	14- 2	12- 1			
7- 0	0- 0	0- 0	HOME	0- 0	7- 0	6- 0			
7- 2	0- 0	0- 0	AWAY	0- 0	7- 2	6- 1			
0- 0	0- 0	0- 0	NEUTRAL	0- 0	0- 0	0- 0			

RPI 1-25				RPI 26-50				RPI 51-100 Team's RPI: 85				RPI 101+			
RPI	S	Opponent	Score	RPI	S	Opponent	Score	RPI	S	Opponent	Score	RPI	S	Opponent	Score
12	A	Duke	51 68	37	N	Northern Colo.	57 65	66	N	Houston	68 75	149	A	Radford	45 52
				38	A	Michigan	50 74	67	A	James Madison	47 58	149	H	Radford	61 56
								77	A	Drake	68 96	172	N	Denver	82 69
												193	A	High Point	65 42
												218	A	Gardner-Webb	85 60
												218	H	Gardner-Webb	59 41
												226	A	UNC Asheville	41 48
												226	H	UNC Asheville	53 48
												250	A	Presbyterian	76 64
												250	H	Presbyterian	63 55
												269	A	Campbell	46 33
												269	H	Campbell	60 42
												275	A	Massachusetts	61 64
												280	A	Old Dominion	63 55
												293	H	Valparaiso	61 40
												314	A	Charleston So.	95 57
												314	H	Charleston So.	63 53
												343	A	Winthrop	73 53
												343	H	Winthrop	63 37
												344	A	Longwood	63 51

								LAST 12 Division I GAMES:							
				77	A	Drake	68 96	218	H	Gardner-Webb	59 41				
				314	A	Charleston So.	95 57	250	H	Presbyterian	63 55				
				343	A	Winthrop	73 53	193	A	High Point	65 42				
				226	H	UNC Asheville	53 48	149	H	Radford	61 56				
				149	A	Radford	45 52	344	A	Longwood	63 51				
				269	A	Campbell	46 33	269	H	Campbell	60 42				

Non-Div I Games: Shippensburg 105 43 Limestone 68 38

Liberty

Average RPI Win:	301	WON-LOST	WINNING	LAST 10	STRENGTH OF	OPP. STRENGTH	TEAM	ADJ.	CONF.	ADJ CONF.
Average RPI Loss:	148	RECORD	PCT. RANK	GAMES	SCHEDULE	OF SCHEDULE	RPI	RPI	RPI	RPI
DIV. I ONLY	11- 18	240	5- 5	265	258	261	261	23	23	
DIV. I NON-CONF.	4- 11	279	0- 0	260	268	278	278	22	22	

TOTALS	RPI 1-25	RPI 26-50	W-L RECORDS	RPI 51-100	RPI 101-999	RPI 201+				
11- 18	0- 0	0- 3	OVERALL	0- 4	11- 11	11- 4				
6- 7	0- 0	0- 1	HOME	0- 3	6- 3	6- 1				
5- 11	0- 0	0- 2	AWAY	0- 1	5- 8	5- 3				
0- 0	0- 0	0- 0	NEUTRAL	0- 0	0- 0	0- 0				
4- 11	0- 0	0- 1	NON-CONFERENCE	0- 2	4- 8	4- 3				
2- 4	0- 0	0- 0	HOME	0- 2	2- 2	2- 1				
2- 7	0- 0	0- 1	AWAY	0- 0	2- 6	2- 2				
0- 0	0- 0	0- 0	NEUTRAL	0- 0	0- 0	0- 0				
7- 7	0- 0	0- 2	CONFERENCE	0- 2	7- 3	7- 1				
4- 3	0- 0	0- 1	HOME	0- 1	4- 1	4- 0				
3- 4	0- 0	0- 1	AWAY	0- 1	3- 2	3- 1				
0- 0	0- 0	0- 0	NEUTRAL	0- 0	0- 0	0- 0				

RPI 1-25				RPI 26-50				RPI 51-100				RPI 101+ Team's RPI: 261			
RPI	S	Opponent	Score	RPI	S	Opponent	Score	RPI	S	Opponent	Score	RPI	S	Opponent	Score
				36	A	Ball St.	46 84	68	H	Belmont	59 91	107	A	Middle Tenn.	48 72
				50	A	FGCU	52 88	86	H	Alabama	51 73	120	A	Butler	58 70
				50	H	FGCU	54 68	97	A	Jacksonville	48 70	126	A	Saint Louis	57 101
								97	H	Jacksonville	63 70	136	A	Vanderbilt	82 92
												185	A	Stetson	71 91
												185	H	Stetson	55 59
												187	H	Morehead St.	55 75
												243	H	Austin Peay	63 71
												247	A	North Florida	73 69
												247	H	North Florida	78 57
												274	A	Col. of Charleston	69 85
												294	A	USC Upstate	64 80
												294	H	USC Upstate	97 78
												296	H	Murray St.	65 64
												299	A	Kennesaw St.	64 62
												299	H	Kennesaw St.	69 52
												313	A	Tennessee Tech	61 57
												314	A	Charleston So.	58 54
												319	H	Alabama A&M	66 50
												330	A	Tennessee St.	64 71
												342	A	NJIT	74 58
												342	H	NJIT	66 58
LAST 12 Division I GAMES:															
				299	H	Kennesaw St.	69 52	342	H	NJIT	66 58				
				185	A	Stetson	71 91	294	H	USC Upstate	97 78				
				50	A	FGCU	52 88	342	A	NJIT	74 58				
				97	H	Jacksonville	63 70	50	H	FGCU	54 68				
				247	H	North Florida	78 57	185	H	Stetson	55 59				
				294	A	USC Upstate	64 80	247	A	North Florida	73 69				

Non-Div I Games:

Lipscomb

Average RPI Win:	222	WON-LOST	WINNING	LAST 10	STRENGTH OF	OPP. STRENGTH	TEAM	ADJ.	CONF.	ADJ CONF.
Average RPI Loss:	97	RECORD	PCT. RANK	GAMES	SCHEDULE	OF SCHEDULE	RPI	RPI	RPI	RPI
DIV. I ONLY	18- 9	80	9- 1	178	130	103	103	22	22	
DIV. I NON-CONF.	3- 8	268	0- 0	29	6	187	187	23	23	

TOTALS	RPI 1-25	RPI 26-50	W-L RECORDS	RPI 51-100	RPI 101-999	RPI 201+				
18- 9	0- 3	1- 0	OVERALL	1- 1	16- 5	11- 0				
12- 3	0- 1	1- 0	HOME	1- 0	10- 2	6- 0				
6- 6	0- 2	0- 0	AWAY	0- 1	6- 3	5- 0				
0- 0	0- 0	0- 0	NEUTRAL	0- 0	0- 0	0- 0				
3- 8	0- 3	1- 0	NON-CONFERENCE	1- 1	1- 4	0- 0				
3- 3	0- 1	1- 0	HOME	1- 0	1- 2	0- 0				
0- 5	0- 2	0- 0	AWAY	0- 1	0- 2	0- 0				
0- 0	0- 0	0- 0	NEUTRAL	0- 0	0- 0	0- 0				
15- 1	0- 0	0- 0	CONFERENCE	0- 0	15- 1	11- 0				
9- 0	0- 0	0- 0	HOME	0- 0	9- 0	6- 0				
6- 1	0- 0	0- 0	AWAY	0- 0	6- 1	5- 0				
0- 0	0- 0	0- 0	NEUTRAL	0- 0	0- 0	0- 0				

RPI 1-25				RPI 26-50				RPI 51-100				RPI 101+ Team's RPI: 103			
RPI	S	Opponent	Score	RPI	S	Opponent	Score	RPI	S	Opponent	Score	RPI	S	Opponent	Score
3	A	Mississippi St.	48 86	29	H	Oklahoma	68 56	90	H	Missouri St.	63 51	102	A	Rice	51 58
16	A	Texas A&M	49 66					91	A	Kansas St.	51 66	126	A	Saint Louis	45 48
25	H	LSU	37 56									140	H	Louisiana Tech	49 58
												142	H	Texas St.	63 48
												162	H	Louisiana	78 43
												167	A	South Ala.	47 35
												168	H	UT Arlington	59 57
												169	A	Troy	70 76
												198	H	Memphis	86 57
												201	H	Tulsa	61 74
												213	A	Arkansas St.	64 58
												213	H	Arkansas St.	53 43
												235	A	Coastal Caro.	51 49
												235	H	Coastal Caro.	53 44
												273	A	Appalachian St.	52 40
												273	H	Appalachian St.	61 35
												309	A	Georgia St.	65 50
												309	H	Georgia St.	54 47
												326	A	Ga. Southern	64 34
												326	H	Ga. Southern	92 52
												336	H	La.-Monroe	57 37

LAST 12 Division I GAMES:															
273	H	Appalachian St.	61 35	326	H	Ga. Southern	92 52	235	A	Coastal Caro.	51 49				
235	H	Coastal Caro.	53 44	273	A	Appalachian St.	52 40	213	H	Arkansas St.	53 43				
213	A	Arkansas St.	64 58	142	H	Texas St.	63 48	168	H	UT Arlington	59 57				
169	A	Troy	70 76												
167	A	South Ala.	47 35												
309	H	Georgia St.	54 47												

Non-Div I Games:

Little Rock

Average RPI Win:	250	WON-LOST	WINNING	LAST 10	STRENGTH OF	OPP. STRENGTH	TEAM	ADJ.	CONF.	ADJ CONF.
Average RPI Loss:	189	RECORD	PCT. RANK	GAMES	SCHEDULE	OF SCHEDULE	RPI	RPI	RPI	RPI
DIV. I ONLY	6- 22	313	4- 6	240	245	300	300	21	21	
DIV. I NON-CONF.	2- 12	306	0- 0	275	276	325	325	19	19	

TOTALS	RPI 1-25	RPI 26-50	W-L RECORDS	RPI 51-100	RPI 101-999	RPI 201+				
6- 22	0- 1	0- 1	OVERALL	0- 2	6- 18	5- 10				
2- 10	0- 1	0- 0	HOME	0- 1	2- 8	2- 4				
4- 10	0- 0	0- 0	AWAY	0- 0	4- 0	3- 0				
0- 2	0- 0	0- 0	NEUTRAL	0- 0	0- 2	0- 1				
2- 12	0- 1	0- 1	NON-CONFERENCE	0- 0	2- 10	2- 7				
0- 6	0- 1	0- 0	HOME	0- 0	0- 5	0- 4				
2- 4	0- 0	0- 1	AWAY	0- 0	2- 3	2- 2				
0- 2	0- 0	0- 0	NEUTRAL	0- 0	0- 2	0- 1				
4- 10	0- 0	0- 0	CONFERENCE	0- 2	4- 8	3- 3				
2- 4	0- 0	0- 0	HOME	0- 1	2- 3	2- 0				
2- 6	0- 0	0- 0	AWAY	0- 1	2- 5	1- 3				
0- 0	0- 0	0- 0	NEUTRAL	0- 0	0- 0	0- 0				

RPI 1-25				RPI 26-50				RPI 51-100				RPI 101+				Team's RPI: 300
RPI	S	Opponent	Score	RPI	S	Opponent	Score	RPI	S	Opponent	Score	RPI	S	Opponent	Score	
9	H	Tennessee	61 90	45	A	Southern California	60 75	58	A	UC Davis	49 79	132	H	Loyola Marymount	69 84	
								58	H	UC Davis	71 83	146	A	Cal Poly	61 70	
												146	H	Cal Poly	64 75	
												181	N	Oral Roberts	58 64	
												182	A	UC Irvine	80 73	
												182	H	UC Irvine	81 100	
												188	A	San Diego	40 74	
												192	A	UC Santa Barbara	44 51	
												192	H	UC Santa Barbara	74 90	
												214	A	CSUN	59 51	
												220	H	New Mexico St.	63 72	
												232	H	Montana St.	51 62	
												240	A	Montana	60 67	
												245	H	Pepperdine	71 83	
												246	A	UC Riverside	53 77	
												248	H	Illinois St.	51 59	
												249	A	Hawaii	66 74	
												249	H	Hawaii	85 80	
												258	A	Grand Canyon	65 63	
												276	A	Arizona	80 72	
												284	N	VCU	59 69	
												323	A	Cal St. Fullerton	61 67	
												323	H	Cal St. Fullerton	67 47	
												342	A	NJIT	57 73	

LAST 12 Division I GAMES:																
249	H	Hawaii	85 80	182	H	UC Irvine	81 100									
182	A	UC Irvine	80 73	58	H	UC Davis	71 83									
323	H	Cal St. Fullerton	67 47	146	H	Cal Poly	64 75									
58	A	UC Davis	49 79	192	H	UC Santa Barbara	74 90									
146	A	Cal Poly	61 70	249	A	Hawaii	66 74									
214	A	CSUN	59 51	323	A	Cal St. Fullerton	61 67									

Non-Div I Games:

Long Beach St.

Average RPI Win: 268

Average RPI Loss: 240

WON-LOST
RECORDWINNING
PCT. RANKLAST 10
GAMESSTRENGTH OF
SCHEDULEOPP. STRENGTH
OF SCHEDULETEAM
RPIADJ.
RPICONF.
RPIADJ CONF.
RPIDIV. I ONLY
DIV. I NON-CONF.5- 21
1- 9318
3183- 7
0- 0313
341348
348344
349344
34926
2826
28

TOTALS

RPI 1-25

RPI 26-50

W-L RECORDS

RPI 51-100

RPI 101-999

RPI 201+

5- 21

0- 0

0- 0

OVERALL

0- 1

5- 20

5- 15

4- 8

0- 0

0- 0

HOME

0- 1

4- 7

4- 5

1- 13

0- 0

0- 0

AWAY

0- 0

1- 1

1- 0

0- 0

0- 0

0- 0

NEUTRAL

0- 0

0- 0

0- 0

1- 9

0- 0

0- 0

NON-CONFERENCE

0- 0

1- 9

1- 8

1- 3

0- 0

0- 0

HOME

0- 0

1- 3

1- 3

0- 6

0- 0

0- 0

AWAY

0- 0

0- 6

0- 5

0- 0

0- 0

0- 0

NEUTRAL

0- 0

0- 0

0- 0

4- 12

0- 0

0- 0

CONFERENCE

0- 1

4- 11

4- 7

3- 5

0- 0

0- 0

HOME

0- 1

3- 4

3- 2

1- 7

0- 0

0- 0

AWAY

0- 0

1- 7

1- 5

0- 0

0- 0

0- 0

NEUTRAL

0- 0

0- 0

0- 0

RPI 1-25

RPI 26-50

RPI 51-100

RPI 101+

Team's RPI: 344

RPI S Opponent Score

RPI S Opponent Score

RPI S Opponent Score

RPI S Opponent Score

85 H Li berty 51 63

104 A George Mason 41 60

149 A Radford 39 81

149 H Radford 33 52

193 A Hi gh Poi nt 41 62

193 H Hi gh Poi nt 39 75

206 H Norfol k St. 45 64

210 A Eastern Mi ch. 44 73

218 A Gardner-Webb 41 52

218 H Gardner-Webb 54 61

226 A UNC Ashevi lle 52 82

226 H UNC Ashevi lle 67 54

250 A Presbyteri an 75 60

250 H Presbyteri an 66 56

269 A Campbel l 48 58

269 H Campbel l 57 50

278 H Fai rlei gh Di cki nson 52 72

293 H Val parai so 68 81

301 A Marshal l 45 90

314 A Charleston So. 57 73

314 H Charleston So. 61 78

324 A N. C. Central 75 87

331 A Wagner 43 60

332 A Delaware St. 56 60

343 A Wi nthrop 60 69

347 H UMass Lowel l 84 82

LAST 12 Di vi si on I GAMES:

226 H UNC Ashevi lle 67 54

314 H Charleston So. 61 78

149 A Radford 39 81

343 A Wi nthrop 60 69

269 H Campbel l 57 50

269 A Campbel l 48 58

218 A Gardner-Webb 41 52

85 H Li berty 51 63

250 A Presbyteri an 75 60

193 A Hi gh Poi nt 41 62

193 H Hi gh Poi nt 39 75

149 H Radford 33 52

L
o
n
g
w
o
o
dL
o
n
g
w
o
o
d

Non-Di v I Games:

Milligan

66 56

Longwood

Average RPI Win:	262	WON-LOST	WINNING	LAST 10	STRENGTH OF	OPP. STRENGTH	TEAM	ADJ.	CONF.	ADJ CONF.
Average RPI Loss:	108	RECORD	PCT. RANK	GAMES	SCHEDULE	OF SCHEDULE	RPI	RPI	RPI	RPI
DIV. I ONLY	14- 13	165	5- 5	160	230	162	162	22	22	
DIV. I NON-CONF.	5- 6	187	0- 0	86	108	142	142	23	23	

TOTALS	RPI 1-25	RPI 26-50	W-L RECORDS	RPI 51-100	RPI 101-999	RPI 201+				
14- 13	0- 3	0- 0	OVERALL	0- 2	14- 8	12- 0				
6- 5	0- 0	0- 0	HOME	0- 1	6- 4	6- 0				
7- 6	0- 1	0- 0	AWAY	0- 1	7- 1	5- 0				
1- 2	0- 1	0- 0	NEUTRAL	0- 0	1- 1	1- 0				
5- 6	0- 3	0- 0	NON-CONFERENCE	0- 2	5- 1	5- 0				
3- 1	0- 0	0- 0	HOME	0- 1	3- 0	3- 0				
1- 3	0- 2	0- 0	AWAY	0- 1	1- 0	1- 0				
1- 2	0- 1	0- 0	NEUTRAL	0- 0	1- 1	1- 0				
9- 7	0- 0	0- 0	CONFERENCE	0- 0	9- 7	7- 0				
3- 4	0- 0	0- 0	HOME	0- 0	3- 4	3- 0				
6- 3	0- 0	0- 0	AWAY	0- 0	6- 3	4- 0				
0- 0	0- 0	0- 0	NEUTRAL	0- 0	0- 0	0- 0				

RPI 1-25				RPI 26-50				RPI 51-100				RPI 101+ Team's RPI: 162			
RPI	S	Opponent	Score	RPI	S	Opponent	Score	RPI	S	Opponent	Score	RPI	S	Opponent	Score
3	N	Mississippi St.	37 94					63	A	Toledo	55 79	103	A	Little Rock	43 78
16	A	Texas A&M	62 83					98	H	Auburn	60 70	109	N	Cleveland St.	45 54
25	A	LSU	45 60									142	A	Texas St.	65 58
												142	H	Texas St.	53 56
												167	A	South Ala.	59 56
												167	H	South Ala.	57 72
												168	A	UT Arlington	61 63
												168	H	UT Arlington	34 38
												169	A	Troy	53 72
												169	H	Troy	55 62
												213	A	Arkansas St.	77 75
												228	N	Niagara	68 52
												235	H	Coastal Caro.	59 55
												237	H	New Orleans	66 57
												273	H	Appalachian St.	61 45
												287	A	Southeastern La.	68 56
												288	H	McNeese	98 86
												297	H	Alcorn	67 47
												309	A	Georgia St.	75 60
												326	A	Ga. Southern	58 48
												336	A	La.-Monroe	76 48
												336	H	La.-Monroe	63 55
LAST 12 Division I GAMES:															
167	A	South Ala.	59 56	336	A	La.-Monroe	76 48								
169	A	Troy	53 72	169	H	Troy	55 62								
168	H	UT Arlington	34 38	167	H	South Ala.	57 72								
142	H	Texas St.	53 56	142	A	Texas St.	65 58								
326	A	Ga. Southern	58 48	168	A	UT Arlington	61 63								
309	A	Georgia St.	75 60	336	H	La.-Monroe	63 55								

Non-Div I Games: Dillard

53

60

Louisiana

Average RPI Win:	212	WON-LOST	WINNING	LAST 10	STRENGTH OF	OPP. STRENGTH	TEAM	ADJ.	CONF.	ADJ CONF.
Average RPI Loss:	152	RECORD	PCT. RANK	GAMES	SCHEDULE	OF SCHEDULE	RPI	RPI	RPI	RPI
DIV. I ONLY	17- 10	104	6- 4	198	193	140	140	18	18	
DIV. I NON-CONF.	8- 4	87	0- 0	289	169	174	174	20	20	

TOTALS	RPI 1-25	RPI 26-50	W-L RECORDS	RPI 51-100	RPI 101-999	RPI 201+				
17- 10	0- 1	0- 1	OVERALL	2- 2	15- 6	10- 4				
11- 4	0- 0	0- 1	HOME	0- 1	11- 2	9- 0				
5- 5	0- 1	0- 0	AWAY	1- 1	4- 3	1- 3				
1- 1	0- 0	0- 0	NEUTRAL	1- 0	0- 1	0- 1				
8- 4	0- 1	0- 0	NON-CONFERENCE	1- 1	7- 2	5- 1				
6- 1	0- 0	0- 0	HOME	0- 0	6- 1	5- 0				
1- 2	0- 1	0- 0	AWAY	0- 1	1- 0	0- 0				
1- 1	0- 0	0- 0	NEUTRAL	1- 0	0- 1	0- 1				
9- 6	0- 0	0- 1	CONFERENCE	1- 1	8- 4	5- 3				
5- 3	0- 0	0- 1	HOME	0- 1	5- 1	4- 0				
4- 3	0- 0	0- 0	AWAY	1- 0	3- 3	1- 3				
0- 0	0- 0	0- 0	NEUTRAL	0- 0	0- 0	0- 0				

RPI 1-25				RPI 26-50				RPI 51-100				RPI 101+ Team's RPI: 140			
RPI	S	Opponent	Score	RPI	S	Opponent	Score	RPI	S	Opponent	Score	RPI	S	Opponent	Score
11	A	Texas	54 88	42	H	Western Ky.	64 74	83	A	UAB	70 60	102	H	Rice	75 55
								83	H	UAB	61 66	103	A	Little Rock	58 49
								87	N	Penn St.	71 59	107	A	Middle Tenn.	66 49
								98	A	Auburn	59 75	155	H	Charlotte	51 64
												157	H	Clemson	47 55
												195	A	UTEP	65 62
												198	H	Memphis	65 40
												208	A	Southern Miss.	50 65
												208	H	Southern Miss.	89 57
												222	H	North Texas	61 53
												225	H	Grambling	64 53
												228	N	Niagara	67 73
												230	A	Fla. Atlantic	72 86
												267	H	UTSA	63 55
												280	H	Old Dominion	59 45
												288	H	McNeese	78 62
												297	H	Alcorn	87 50
												301	A	Marshall	74 65
												308	A	FIU	54 57
												312	H	Houston Baptist	85 62
												336	H	La.-Monroe	71 49
LAST 12 Division I GAMES:															
				83	A	UAB	70 60	107	A	Middle Tenn.	66 49				
				208	H	Southern Miss.	89 57	42	H	Western Ky.	64 74				
				155	H	Charlotte	51 64	280	H	Old Dominion	59 45				
				195	A	UTEP	65 62	230	A	Fla. Atlantic	72 86				
				102	H	Rice	75 55	308	A	FIU	54 57				
				83	H	UAB	61 66	301	A	Marshall	74 65				

Non-Div I Games: LSU-Alexandria 87 47

Louisiana Tech

Average RPI	Win:	106	WON-LOST	WINNING	LAST 10	STRENGTH OF	OPP. STRENGTH	TEAM	ADJ.	CONF.	ADJ CONF.
Average RPI	Loss:	5	RECORD	PCT. RANK	GAMES	SCHEDULE	OF SCHEDULE	RPI	RPI	RPI	RPI
DIV. I ONLY		29- 2	4	9- 1	29	1	5	5	1	1	
DIV. I NON-CONF.		14- 1	5	0- 1	69	8	8	8	1	1	

TOTALS	RPI 1-25		RPI 26-50		W-L RECORDS	RPI 51-100		RPI 101-999		RPI 201+	
29- 2	5- 2		6- 0		OVERALL	5- 0		13- 0		4- 0	
16- 1	3- 1		2- 0		HOME	2- 0		9- 0		3- 0	
13- 1	2- 1		4- 0		AWAY	3- 0		4- 0		1- 0	
0- 0	0- 0		0- 0		NEUTRAL	0- 0		0- 0		0- 0	
14- 1	2- 1		2- 0		NON-CONFERENCE	3- 0		7- 0		4- 0	
9- 0	1- 0		1- 0		HOME	1- 0		6- 0		3- 0	
5- 1	1- 1		1- 0		AWAY	2- 0		1- 0		1- 0	
0- 0	0- 0		0- 0		NEUTRAL	0- 0		0- 0		0- 0	
15- 1	3- 1		4- 0		CONFERENCE	2- 0		6- 0		0- 0	
7- 1	2- 1		1- 0		HOME	1- 0		3- 0		0- 0	
8- 0	1- 0		3- 0		AWAY	1- 0		3- 0		0- 0	
0- 0	0- 0		0- 0		NEUTRAL	0- 0		0- 0		0- 0	

RPI	S	Opponent	Score	RPI	S	Opponent	Score	RPI	S	Opponent	Score	RPI	S	Opponent	Score
1	H	Notre Dame	100 67	30	A	Syracuse	84 77	53	A	Indiana	72 59	107	H	Middle Tenn.	80 26
2	A	UConn	58 69	32	A	South Dakota St.	68 64	63	H	Tol edo	90 55	108	H	Wake Forest	89 52
6	A	Ohio St.	95 90	34	A	Vi rgi ni a	77 41	64	A	Georgi a Tech	74 71	110	A	North Carolina	67 57
7	H	Florida St.	49 50	34	H	Vi rgi ni a	51 39	76	H	Vi rgi ni a Tech	67 56	136	H	Vanderbil t	79 57
8	H	Oregon	74 61	38	H	Mi chi gan	74 49	89	A	Kentucky	87 63	157	H	Cl emson	65 46
12	H	Duke	66 60	48	A	Mi ami (FL)	84 74					166	A	Pittsburgh	77 51
21	A	NC State	55 47									166	H	Pittsburgh	81 49

RPI 1-25 Team's RPI: 5															
RPI 26-50															
RPI 51-100															
RPI 101+															
LAST 12 Division I GAMES:															
166	H	Pittsburgh	81 49	30	A	Syracuse	84 77								
34	H	Virginia	51 39	34	A	Virginia	77 41								
110	A	North Carolina	67 57	108	H	Wake Forest	89 52								
194	A	Boston College	87 52	48	A	Miami (FL)	84 74								
2	A	UConn	58 69	7	H	Florida St.	49 50								
157	H	Clemson	65 46	166	A	Pittsburgh	77 51								

Non-Div I Games:

Louisville

Average RPI Win:	291	WON-LOST	WINNING	LAST 10	STRENGTH OF	OPP. STRENGTH	TEAM	ADJ.	CONF.	ADJ CONF.
Average RPI Loss:	159	RECORD	PCT. RANK	GAMES	SCHEDULE	OF SCHEDULE	RPI	RPI	RPI	RPI
DIV. I ONLY	7- 20	294	4- 6	295	205	304	304	24	24	
DIV. I NON-CONF.	2- 9	295	0- 0	225	81	283	283	21	21	

TOTALS	RPI 1-25	RPI 26-50	W-L RECORDS	RPI 51-100	RPI 101-999	RPI 201+				
7- 20	0- 3	0- 0	OVERALL	0- 3	7- 14	6- 7				
4- 7	0- 1	0- 0	HOME	0- 1	4- 5	3- 3				
3- 13	0- 2	0- 0	AWAY	0- 2	3- 9	3- 4				
0- 0	0- 0	0- 0	NEUTRAL	0- 0	0- 0	0- 0				
2- 9	0- 3	0- 0	NON-CONFERENCE	0- 0	2- 6	2- 1				
1- 3	0- 1	0- 0	HOME	0- 0	1- 2	1- 0				
1- 6	0- 2	0- 0	AWAY	0- 0	1- 4	1- 1				
0- 0	0- 0	0- 0	NEUTRAL	0- 0	0- 0	0- 0				
5- 11	0- 0	0- 0	CONFERENCE	0- 3	5- 8	4- 6				
3- 4	0- 0	0- 0	HOME	0- 1	3- 3	2- 3				
2- 7	0- 0	0- 0	AWAY	0- 2	2- 5	2- 3				
0- 0	0- 0	0- 0	NEUTRAL	0- 0	0- 0	0- 0				

RPI 1-25				RPI 26-50				RPI 51-100				RPI 101+ Team's RPI: 304			
RPI	S	Opponent	Score	RPI	S	Opponent	Score	RPI	S	Opponent	Score	RPI	S	Opponent	Score
22	H	Green Bay	39 76					77	A	Drake	46 72	116	H	Western Mi ch.	47 65
23	A	DePaul	47 88					90	A	Missouri St.	36 75	117	A	Mi lwaukee	41 63
24	A	Marquette	30 92					90	H	Missouri St.	58 69	120	A	Butler	52 64
												121	A	Northern Ill.	71 80
												138	A	UNI	41 70
												154	H	Youngstown St.	49 73
												159	A	Southern Ill.	46 62
												159	H	Southern Ill.	62 53
												248	A	Illinois St.	49 57
												248	H	Illinois St.	62 59
												256	A	Indiana St.	67 74
												256	H	Indiana St.	65 73
												259	A	Bradley	71 61
												259	H	Bradley	57 59
												293	A	Valparaiso	60 76
												293	H	Valparaiso	53 63
												325	A	Fort Wayne	70 79
												327	H	Ill. -Chicago	57 55
												345	A	Chicago St.	46 28
												349	A	Evansville	60 47
												349	H	Evansville	82 63

LAST 12 Division I GAMES:															
256	A	Indiana St.	67 74	248	A	Illinois St.	49 57								
349	A	Evansville	60 47	349	H	Evansville	82 63								
159	H	Southern Ill.	62 53	256	H	Indiana St.	65 73								
90	H	Missouri St.	58 69	90	A	Missouri St.	36 75								
293	H	Valparaiso	53 63	159	A	Southern Ill.	46 62								
259	A	Bradley	71 61	293	A	Valparaiso	60 76								

Non-Div I Games:

Loyol a Chi cago

RPI

RPI 1-25				RPI 26-50				RPI 51-100				RPI 101+				Team's RPI : 236	
RPI	S	Opponent	Score	RPI	S	Opponent	Score	RPI	S	Opponent	Score	RPI	S	Opponent	Score		
20	A	Maryland	45 114					60	A	American	56 69	104	H	George Mason	72 80		
24	A	Marquette	63 83					60	H	American	58 71	111	H	Georgetown	54 72		
								88	A	Navy	44 73	112	A	Delaware	38 71		
								88	H	Navy	58 40	158	A	William & Mary	49 70		
								93	A	Bucknell I	68 65	160	A	Army West Point	47 62		
								93	H	Bucknell I	69 74	160	H	Army West Point	62 69		
												184	A	Lehigh	55 64		
												184	H	Lehigh	67 64		
												206	A	Norfolk St.	61 58		
												212	A	Boston U.	56 75		
												231	A	Lafayette	54 65		
												231	H	Lafayette	64 73		
												244	A	Holy Cross	65 58		
												244	H	Holy Cross	77 60		
												266	H	Towson	67 76		
												270	A	St. Francis Brooklyn	47 64		
												271	H	Cornell	78 63		
												281	A	Colgate	60 71		
												281	H	Colgate	70 55		
												292	A	Mt. St. Mary's	63 71		
LAST 12 Division I GAMES:																	
				88	H	Navy	58 40	244	A	Holy Cross	65 58						
				184	A	Lehigh	55 64	160	A	Army West Point	47 62						
				281	A	Colgate	60 71	184	H	Lehigh	67 64						
				93	H	Bucknell I	69 74	281	H	Colgate	70 55						
				231	H	Lafayette	64 73	93	A	Bucknell I	68 65						
				60	A	American	56 69	231	A	Lafayette	54 65						

Loyol a Maryl and

Average RPI Win:	207	WON-LOST	WINNING	LAST 10	STRENGTH OF	OPP. STRENGTH	TEAM	ADJ.	CONF.	ADJ CONF.
Average RPI Loss:	139	RECORD	PCT. RANK	GAMES	SCHEDULE	OF SCHEDULE	RPI	RPI	RPI	RPI
DIV. I ONLY	18- 10	94	7- 3	243	110	132	132	14	14	
DIV. I NON-CONF.	7- 3	74	0- 0	299	96	157	157	11	11	

TOTALS	RPI 1-25	RPI 26-50	W-L RECORDS	RPI 51-100	RPI 101-999	RPI 201+				
18- 10	0- 0	0- 3	OVERALL	3- 0	15- 7	9- 2				
10- 5	0- 0	0- 2	HOME	2- 0	8- 3	5- 1				
8- 5	0- 0	0- 1	AWAY	1- 0	7- 4	4- 1				
0- 0	0- 0	0- 0	NEUTRAL	0- 0	0- 0	0- 0				
7- 3	0- 0	0- 1	NON-CONFERENCE	1- 0	6- 2	4- 1				
4- 2	0- 0	0- 1	HOME	1- 0	3- 1	2- 1				
3- 1	0- 0	0- 0	AWAY	0- 0	3- 1	2- 0				
0- 0	0- 0	0- 0	NEUTRAL	0- 0	0- 0	0- 0				
11- 7	0- 0	0- 2	CONFERENCE	2- 0	9- 5	5- 1				
6- 3	0- 0	0- 1	HOME	1- 0	5- 2	3- 0				
5- 4	0- 0	0- 1	AWAY	1- 0	4- 3	2- 1				
0- 0	0- 0	0- 0	NEUTRAL	0- 0	0- 0	0- 0				

RPI	S	Opponent	Score	RPI	S	Opponent	Score	RPI	S	Opponent	Score	RPI	S	Opponent	Score
39	A	Gonzaga	67 77	75	A	Saint Mary's (CA)	75 65	126	A	Saint Louis	62 60				
39	H	Gonzaga	69 75	75	H	Saint Mary's (CA)	69 57	131	A	San Francisco	60 78				
45	H	Southern Cal i forni a	70 80	84	H	Mi ami (OH)	84 71	131	H	San Francis sco	65 60				
								143	A	BYU	52 62				
								143	H	BYU	55 67				
								188	A	San Di ego	67 53				
								188	H	San Di ego	54 60				
								191	A	Paci fi c	79 77				
								191	H	Paci fi c	75 60				
								192	H	UC Santa Barbara	67 61				
								199	A	SMU	60 63				
								210	H	Eastern Mi ch.	73 64				
								214	H	CSUN	68 75				
								245	A	Pepperdi ne	74 85				
								245	H	Pepperdi ne	75 60				
								246	A	UC Ri versi de	67 59				
								276	H	Ari zona	84 70				
								282	A	Santa Clara	65 51				
								282	H	Santa Clara	64 45				
								300	A	Long Beach St.	84 69				
								317	A	Portl and	63 60				
								317	H	Portl and	76 55				
LAST 12 Division I GAMES:															
191	A	Paci fi c	79 77	317	H	Portl and	76 55								
282	H	Santa Clara	64 45	143	A	BYU	52 62								
131	H	San Francis sco	65 60	188	A	San Di ego	67 53								
39	H	Gonzaga	69 75	245	H	Pepperdi ne	75 60								
245	A	Pepperdi ne	74 85	317	A	Portl and	63 60								
75	A	Saint Mary's (CA)	75 65	143	H	BYU	55 67								

Non-Div I Games: Cal St. Dom. Hills 84 52

Loyola Marymount

Average RPI Win:	218	WON-LOST	WINNING	LAST 10	STRENGTH OF	OPP. STRENGTH	TEAM	ADJ.	CONF.	ADJ CONF.
Average RPI Loss:	74	RECORD	PCT. RANK	GAMES	SCHEDULE	OF SCHEDULE	RPI	RPI	RPI	RPI
DIV. I ONLY	18- 9	80	9- 1	119	152	78	78	20	20	
DIV. I NON-CONF.	5- 6	187	0- 0	52	4	76	76	24	24	

TOTALS	RPI 1-25	RPI 26-50	W-L RECORDS	RPI 51-100	RPI 101-999	RPI 201+				
18- 9	0- 3	0- 1	OVERALL	2- 2	16- 3	8- 0				
9- 2	0- 0	0- 0	HOME	2- 0	7- 2	4- 0				
8- 7	0- 3	0- 1	AWAY	0- 2	8- 1	3- 0				
1- 0	0- 0	0- 0	NEUTRAL	0- 0	1- 0	1- 0				
5- 6	0- 3	0- 1	NON-CONFERENCE	1- 1	4- 1	2- 0				
2- 1	0- 0	0- 0	HOME	1- 0	1- 1	1- 0				
2- 5	0- 3	0- 1	AWAY	0- 1	2- 0	0- 0				
1- 0	0- 0	0- 0	NEUTRAL	0- 0	1- 0	1- 0				
13- 3	0- 0	0- 0	CONFERENCE	1- 1	12- 2	6- 0				
7- 1	0- 0	0- 0	HOME	1- 0	6- 1	3- 0				
6- 2	0- 0	0- 0	AWAY	0- 1	6- 1	3- 0				
0- 0	0- 0	0- 0	NEUTRAL	0- 0	0- 0	0- 0				

Maine

Maine

RPI 1-25				RPI 26-50				RPI 51-100				Team's RPI : 78				RPI 101+			
RPI	S	Opponent	Score	RPI	S	Opponent	Score	RPI	S	Opponent	Score	RPI	S	Opponent	Score	RPI	S	Opponent	Score
3	A	Mississippi St.	43 83	48	A	Miami (FL)	70 80	56	H	Harvard	76 51	106	A	Dartmouth	64 51				
6	A	Ohio St.	70 83					63	A	Toledo	64 65	128	H	Tulane	34 42				
12	A	Duke	39 69					79	A	Albany (NY)	54 68	144	A	Hartford	59 44				
								79	H	Albany (NY)	74 69	144	H	Hartford	59 56				
												151	A	Binghamton	61 38				
												151	H	Binghamton	62 66				
												180	A	Stony Brook	68 76				
												180	H	Stony Brook	64 56				
												186	A	New Hampshire	56 46				
												186	H	New Hampshire	77 46				
												194	A	Boston College	61 40				
												285	H	Bryant	70 68				
												290	A	Vermont	79 47				
												290	H	Vermont	64 55				
												299	N	Kennesaw St.	75 39				
												321	A	UMBC	64 50				
												321	H	UMBC	69 36				
												347	A	UMass Lowell	69 51				
												347	H	UMass Lowell	70 65				
LAST 12 Division I GAMES:																			
				79	H	Albany (NY)	74 69	151	A	Binghamton	61 38								
				290	A	Vermont	79 47	347	A	UMass Lowell	69 51								
				347	H	UMass Lowell	70 65	321	H	UMBC	69 36								
				180	A	Stony Brook	68 76	186	A	New Hampshire	56 46								
				186	H	New Hampshire	77 46	144	A	Hartford	59 44								
				144	H	Hartford	59 56	290	H	Vermont	64 55								

Non-Div I Games: Maine Maritime 89 49 Me.-Fort Kent 100 40

Maine

Loss,
Non-Conf,
S Site,
H Home
A Away
N Neutral

Average RPI Win:	298	WON-LOST	WINNING	LAST 10	STRENGTH OF	OPP. STRENGTH	TEAM	ADJ.	CONF.	ADJ CONF.
Average RPI Loss:	168	RECORD	PCT. RANK	GAMES	SCHEDULE	OF SCHEDULE	RPI	RPI	RPI	RPI
DIV. I ONLY	12- 17	223	5- 5	296	284	257	257	28	28	
DIV. I NON-CONF.	3- 8	268	0- 0	110	218	217	217	25	25	

TOTALS	RPI 1-25	RPI 26-50	W-L RECORDS	RPI 51-100	RPI 101-999	RPI 201+				
12- 17	0- 0	0- 3	OVERALL	0- 3	12- 11	12- 6				
7- 5	0- 0	0- 1	HOME	0- 2	7- 2	7- 1				
4- 12	0- 0	0- 2	AWAY	0- 1	4- 9	4- 5				
1- 0	0- 0	0- 0	NEUTRAL	0- 0	1- 0	1- 0				
3- 8	0- 0	0- 2	NON-CONFERENCE	0- 3	3- 3	3- 1				
1- 2	0- 0	0- 0	HOME	0- 2	1- 0	1- 0				
1- 6	0- 0	0- 2	AWAY	0- 1	1- 3	1- 1				
1- 0	0- 0	0- 0	NEUTRAL	0- 0	1- 0	1- 0				
9- 9	0- 0	0- 1	CONFERENCE	0- 0	9- 8	9- 5				
6- 3	0- 0	0- 1	HOME	0- 0	6- 2	6- 1				
3- 6	0- 0	0- 0	AWAY	0- 0	3- 6	3- 4				
0- 0	0- 0	0- 0	NEUTRAL	0- 0	0- 0	0- 0				

RPI 1-25				RPI 26-50				RPI 51-100				RPI 101+ Team's RPI: 257			
RPI	S	Opponent	Score	RPI	S	Opponent	Score	RPI	S	Opponent	Score	RPI	S	Opponent	Score
34	A	Virginia	47 69	72	H	Fordham	48 54	174	A	Marist	40 65				
40	A	California	66 87	79	H	Albany (NY)	56 62	180	A	Stony Brook	59 74				
43	H	Quinnipiac	64 80	87	A	Penn St.	46 78	186	A	New Hampshire	55 68				
								196	A	Siena	51 56				
								196	H	Siena	54 56				
								228	A	Niagara	64 65				
								228	H	Niagara	82 64				
								260	A	Sacred Heart	61 65				
								262	A	Rider	51 67				
								262	H	Rider	50 53				
								265	A	Fairfield	52 55				
								265	H	Fairfield	55 44				
								270	H	St. Francis Brooklyn	57 54				
								272	A	LIU Brooklyn	72 38				
								279	A	Canisius	59 56				
								279	H	Canisius	58 39				
								291	A	Monmouth	59 63				
								291	H	Monmouth	63 53				
								316	N	Coppin St.	74 56				
								338	A	Iona	57 48				
								338	H	Iona	67 63				
								348	A	Saint Peter's	60 39				
								348	H	Saint Peter's	76 64				
LAST 12 Division I GAMES:															
262	H	Rider	50 53	228	H	Niagara	82 64								
348	A	Saint Peter's	60 39	265	A	Fairfield	52 55								
338	A	Iona	57 48	262	A	Rider	51 67								
196	H	Siena	54 56	291	H	Monmouth	63 53								
291	A	Monmouth	59 63	196	A	Siena	51 56								
265	H	Fairfield	55 44	338	H	Iona	67 63								

Non-Div I Games:

Manhattan

Average RPI Win:	276	WON-LOST	WINNING	LAST 10	STRENGTH OF	OPP. STRENGTH	TEAM	ADJ.	CONF.	ADJ CONF.
Average RPI Loss:	124	RECORD	PCT. RANK	GAMES	SCHEDULE	OF SCHEDULE	RPI	RPI	RPI	RPI
DIV. I ONLY	18- 12	114	8- 2	287	242	174	174	28	28	
DIV. I NON-CONF.	4- 8	239	0- 0	228	117	240	240	25	25	

TOTALS	RPI 1-25	RPI 26-50	W-L RECORDS	RPI 51-100	RPI 101-999	RPI 201+				
18- 12	0- 0	0- 3	OVERALL	0- 2	18- 7	17- 2				
9- 4	0- 0	0- 1	HOME	0- 1	9- 2	8- 1				
9- 6	0- 0	0- 1	AWAY	0- 0	9- 5	9- 1				
0- 2	0- 0	0- 1	NEUTRAL	0- 1	0- 0	0- 0				
4- 8	0- 0	0- 1	NON-CONFERENCE	0- 2	4- 5	4- 1				
2- 2	0- 0	0- 0	HOME	0- 1	2- 1	2- 0				
2- 4	0- 0	0- 0	AWAY	0- 0	2- 4	2- 1				
0- 2	0- 0	0- 1	NEUTRAL	0- 1	0- 0	0- 0				
14- 4	0- 0	0- 2	CONFERENCE	0- 0	14- 2	13- 1				
7- 2	0- 0	0- 1	HOME	0- 0	7- 1	6- 1				
7- 2	0- 0	0- 1	AWAY	0- 0	7- 1	7- 0				
0- 0	0- 0	0- 0	NEUTRAL	0- 0	0- 0	0- 0				

RPI 1-25				RPI 26-50				RPI 51-100				RPI 101+				Team's RPI: 174	
RPI	S	Opponent	Score	RPI	S	Opponent	Score	RPI	S	Opponent	Score	RPI	S	Opponent	Score		
43	A	Qui nni pi ac	56 62	56	N	Purdue	47 61	106	H	Dartmouth	51 60						
43	H	Qui nni pi ac	74 80	43	H	Navy	70 77	124	A	Seton Hall	60 85						
45	N	Southern Cal i forni a	57 78					133	A	Northeastern	72 78						
								177	A	Temple	77 83						
								196	A	Si ena	53 58						
								196	H	Si ena	73 54						
								212	A	Boston U.	80 52						
								228	A	Ni agara	84 78						
								228	H	Ni agara	61 68						
								244	H	Holy Cross	85 74						
								249	A	Hawai i	63 70						
								257	H	Manhattan	65 40						
								262	A	Ri der	80 69						
								262	H	Ri der	68 67						
								265	A	Fai rfi el d	48 34						
								265	H	Fai rfi el d	71 63						
								275	A	Massachusetts	88 60						
								279	A	Can i si us	78 53						
								279	H	Can i si us	58 47						
								291	A	Monmouth	85 57						
								291	H	Monmouth	69 46						
								333	H	Rhode Isl and	64 42						
								338	A	I ona	55 45						
								338	H	I ona	75 55						
								348	A	Saint Peter' s	86 53						
LAST 12 Di vi si on I GAMES:																	
228	H	Ni agara	61 68	196	H	Si ena	73 54										
338	A	I ona	55 45	338	H	I ona	75 55										
43	H	Qui nni pi ac	74 80	279	A	Can i si us	78 53										
265	A	Fai rfi el d	48 34	228	A	Ni agara	84 78										
279	H	Can i si us	58 47	262	H	Ri der	68 67										
291	A	Monmouth	85 57	196	A	Si ena	53 58										

Non-Di v I Games:

Marist

Through Games of Feb. 20, 2018											
Average RPI Win: 141		WON-LOST	WINNING	LAST 10	STRENGTH OF	OPP. STRENGTH	TEAM	ADJ.	CONF.	ADJ CONF.	
Average RPI Loss: 43		RECORD	PCT. RANK	GAMES	SCHEDULE	OF SCHEDULE	RPI	RPI	RPI	RPI	
DIV. I ONLY		21- 8	58	8- 2	35	52	24	24	6	6	
DIV. I NON-CONF.		6- 5	153	0- 0	28	45	60	60	6	6	

TOTALS		RPI 1-25		RPI 26-50	W-L RECORDS		RPI 51-100	RPI 101-999	RPI 201+		
21- 8	1- 4		3- 2	OVERALL		2- 1	15- 1	7- 0			
12- 1	1- 0		1- 1	HOME		1- 0	9- 0	4- 0			
8- 6	0- 3		2- 1	AWAY		1- 1	5- 1	2- 0			
1- 1	0- 1		0- 0	NEUTRAL		0- 0	1- 0	1- 0			
6- 5	0- 3		0- 1	NON-CONFERENCE		0- 1	6- 0	3- 0			
4- 0	0- 0		0- 0	HOME		0- 0	4- 0	2- 0			
1- 4	0- 2		0- 1	AWAY		0- 1	1- 0	0- 0			
1- 1	0- 1		0- 0	NEUTRAL		0- 0	1- 0	1- 0			
15- 3	1- 1		3- 1	CONFERENCE		2- 0	9- 1	4- 0			
8- 1	1- 0		1- 1	HOME		1- 0	5- 0	2- 0			
7- 2	0- 1		2- 0	AWAY		1- 0	4- 1	2- 0			
0- 0	0- 0		0- 0	NEUTRAL		0- 0	0- 0	0- 0			

RPI	S	Opponent	Score	RPI	S	Opponent	Score	RPI	S	Opponent	Score	RPI	S	Opponent	Score
1	A	Notre Dame	85 91	26	A	Villanova	67 57	70	A	St. John's (NY)	76 57	111	A	Georgetown	58 85
9	N	Tennessee	99 101	26	H	Villanova	90 69	70	H	St. John's (NY)	74 72	111	H	Georgetown	71 68
22	A	Green Bay	55 63	38	A	Michigan	76 82	94	A	New Mexico	87 88	117	A	Milwaukee	83 68
23	A	DePaul	83 95	49	A	Creighton	92 77					120	A	Butler	78 59
23	H	DePaul	93 81	49	H	Creighton	73 74					120	H	Butler	69 67

LAST 12 Division I GAMES:															
70	A	St. John's (NY)	76 57	49	H	Creighton	73 74	210	H	Providence	94 61	236	H	Loyola Maryland	83 63
124	A	Seton Hall	81 54	23	A	DePaul	83 95	240	N	Montana	87 68	304	H	Loyola Chicago	92 30
111	H	Georgetown	71 68	26	H	Villanova	67 57								
120	A	Butler	78 59	111	A	Georgetown	58 85								
216	A	Xavier	80 63	216	H	Xavier	88 67								

Non-Div I Games:

Marquette

Average RPI Win:	286	WON-LOST	WINNING	LAST 10	STRENGTH OF	OPP. STRENGTH	TEAM	ADJ.	CONF.	ADJ CONF.
Average RPI Loss:	154	RECORD	PCT. RANK	GAMES	SCHEDULE	OF SCHEDULE	RPI	RPI	RPI	RPI
DIV. I ONLY	7- 19	288	3- 7	258	169	301	301	18	18	
DIV. I NON-CONF.	4- 7	226	0- 0	335	128	322	322	20	20	

TOTALS	RPI 1-25	RPI 26-50	W-L RECORDS	RPI 51-100	RPI 101-999	RPI 201+				
7- 19	0- 0	0- 2	OVERALL	0- 4	7- 13	6- 6				
5- 9	0- 0	0- 1	HOME	0- 3	5- 5	4- 2				
2- 10	0- 0	0- 1	AWAY	0- 1	2- 8	2- 4				
0- 0	0- 0	0- 0	NEUTRAL	0- 0	0- 0	0- 0				
4- 7	0- 0	0- 0	NON-CONFERENCE	0- 3	4- 4	4- 1				
3- 4	0- 0	0- 0	HOME	0- 2	3- 2	3- 1				
1- 3	0- 0	0- 0	AWAY	0- 1	1- 2	1- 0				
0- 0	0- 0	0- 0	NEUTRAL	0- 0	0- 0	0- 0				
3- 12	0- 0	0- 2	CONFERENCE	0- 1	3- 9	2- 5				
2- 5	0- 0	0- 1	HOME	0- 1	2- 3	1- 1				
1- 7	0- 0	0- 1	AWAY	0- 0	1- 6	1- 4				
0- 0	0- 0	0- 0	NEUTRAL	0- 0	0- 0	0- 0				

RPI 1-25				RPI 26-50				RPI 51-100				RPI 101+				Team's RPI: 301	
RPI	S	Opponent	Score	RPI	S	Opponent	Score	RPI	S	Opponent	Score	RPI	S	Opponent	Score		
42	A	Western Ky.	50 77	82	H	Ohio	52 54	102	A	Rice	44 87						
42	H	Western Ky.	66 86	83	H	UAB	62 69	107	H	Middle Tenn.	57 73						
				87	H	Penn St.	65 80	109	A	Cleveland St.	76 85						
				89	A	Kentucky	39 69	140	H	Louisiana Tech	65 74						
								155	A	Charlotte	61 67						
								156	A	Florida	69 74						
								159	H	Southern Ill.	59 64						
								195	H	UTEP	66 64						
								208	A	Southern Miss.	61 70						
								222	A	North Texas	62 54						
								230	A	Fla. Atlantic	59 79						
								263	H	Morgan St.	73 68						
								267	H	UTSA	59 72						
								273	H	Appalachian St.	54 56						
								280	A	Old Dominion	53 69						
								308	A	FIU	54 67						
								308	H	FIU	78 75						
								330	A	Tennessee St.	71 65						
								343	H	Winthrop	70 40						
								344	H	Longwood	90 45						
LAST 12 Division I GAMES:																	
222	A	North Texas	62 54	208	A	Southern Miss.	61 70										
102	A	Rice	44 87	155	A	Charlotte	61 67										
42	A	Western Ky.	50 77	308	H	FIU	78 75										
195	H	UTEP	66 64	107	H	Middle Tenn.	57 73										
83	H	UAB	62 69	42	H	Western Ky.	66 86										
267	H	UTSA	59 72	280	A	Old Dominion	53 69										

Non-Div I Games: Ky. Christian 111 38 Alice Lloyd 96 46

Marshall

Average RPI Win:	136	WON-LOST	WINNING	LAST 10	STRENGTH OF	OPP. STRENGTH	TEAM	ADJ.	CONF.	ADJ CONF.
Average RPI Loss:	36	RECORD	PCT. RANK	GAMES	SCHEDULE	OF SCHEDULE	RPI	RPI	RPI	RPI
DIV. I ONLY	23- 6	28	7- 3	50	28	20	20	3	3	
DIV. I NON-CONF.	11- 2	22	1- 0	138	56	40	40	4	4	

TOTALS	RPI 1-25	RPI 26-50	W-L RECORDS	RPI 51-100	RPI 101-999	RPI 201+				
23- 6	2- 2	4- 2	OVERALL	7- 2	10- 0	8- 0				
12- 3	2- 1	1- 0	HOME	4- 2	5- 0	5- 0				
10- 3	0- 1	3- 2	AWAY	3- 0	4- 0	2- 0				
1- 0	0- 0	0- 0	NEUTRAL	0- 0	1- 0	1- 0				
11- 2	0- 2	2- 0	NON-CONFERENCE	2- 0	7- 0	7- 0				
6- 1	0- 1	0- 0	HOME	2- 0	4- 0	4- 0				
4- 1	0- 1	2- 0	AWAY	0- 0	2- 0	2- 0				
1- 0	0- 0	0- 0	NEUTRAL	0- 0	1- 0	1- 0				
12- 4	2- 0	2- 2	CONFERENCE	5- 2	3- 0	1- 0				
6- 2	2- 0	1- 0	HOME	2- 2	1- 0	1- 0				
6- 2	0- 0	1- 2	AWAY	3- 0	2- 0	0- 0				
0- 0	0- 0	0- 0	NEUTRAL	0- 0	0- 0	0- 0				

RPI	S	Opponent	Score	RPI	S	Opponent	Score	RPI	S	Opponent	Score	RPI	S	Opponent	Score
2	A	UConn	72 97	34	A	Virginia	60 59	53	H	Indiana	74 70	170	A	Northwestern	68 65
6	H	Ohio St.	99 69	38	A	Michigan	65 71	55	H	Purdue	65 75	190	A	Wisconsin	71 44
15	H	South Carolina	86 94	41	A	Rutgers	72 54	61	A	Michigan St.	76 68	215	A	Akron	75 54
17	H	Iowa	80 64	41	H	Rutgers	88 60	61	H	Michigan St.	68 82	221	H	Illinois	100 65
				46	A	Minnesota	74 93	65	A	Nebraska	64 57	228	H	Niagara	92 65
				48	A	Miami (FL)	79 71	65	H	Nebraska	77 75	236	H	Loyola Maryland	114 45
								79	H	Albany (NY)	91 58	264	H	Howard	111 49
								87	A	Penn St.	69 65	292	H	Mt. St. Mary's	97 57
								95	H	George Washington	80 54	299	N	Kennesaw St.	89 35
												316	A	Coppin St.	113 49
LAST 12 Division I GAMES:															
48	A	Miami (FL)	79 71	61	A	Michigan St.	76 68								
65	H	Nebraska	77 75	65	A	Nebraska	64 57								
38	A	Michigan	65 71	41	H	Rutgers	88 60								
46	A	Minnesota	74 93	170	A	Northwestern	68 65								
55	H	Purdue	65 75	6	H	Ohio St.	99 69								
41	A	Rutgers	72 54	53	H	Indiana	74 70								

Non-Div I Games:

Maryland

Average RPI Win:	272	WON-LOST	WINNING	LAST 10	STRENGTH OF	OPP. STRENGTH	TEAM	ADJ.	CONF.	ADJ CONF.
Average RPI Loss:	155	RECORD	PCT. RANK	GAMES	SCHEDULE	OF SCHEDULE	RPI	RPI	RPI	RPI
DIV. I ONLY	12- 15	209	5- 5	336	187	275	275	12	12	
DIV. I NON-CONF.	6- 5	153	0- 0	345	323	284	284	10	10	

TOTALS	RPI 1-25	RPI 26-50	W-L RECORDS	RPI 51-100	RPI 101-999	RPI 201+				
12- 15	0- 0	0- 1	OVERALL	1- 3	11- 11	9- 3				
7- 6	0- 0	0- 1	HOME	1- 1	6- 4	5- 0				
4- 9	0- 0	0- 0	AWAY	0- 2	4- 7	3- 3				
1- 0	0- 0	0- 0	NEUTRAL	0- 0	1- 0	1- 0				
6- 5	0- 0	0- 0	NON-CONFERENCE	1- 0	5- 5	5- 2				
3- 2	0- 0	0- 0	HOME	1- 0	2- 2	2- 0				
2- 3	0- 0	0- 0	AWAY	0- 0	2- 3	2- 2				
1- 0	0- 0	0- 0	NEUTRAL	0- 0	1- 0	1- 0				
6- 10	0- 0	0- 1	CONFERENCE	0- 3	6- 6	4- 1				
4- 4	0- 0	0- 1	HOME	0- 1	4- 2	3- 0				
2- 6	0- 0	0- 0	AWAY	0- 2	2- 4	1- 1				
0- 0	0- 0	0- 0	NEUTRAL	0- 0	0- 0	0- 0				

RPI 1-25				RPI 26-50				RPI 51-100				RPI 101+ Team's RPI: 275			
RPI	S	Opponent	Score	RPI	S	Opponent	Score	RPI	S	Opponent	Score	RPI	S	Opponent	Score
				31	H	Dayton	49 78					104	A	George Mason	60 71
								72	H	Fordham	51 62	126	A	Saint Louis	63 64
								73	A	Duquesne	57 60	133	H	Northeastern	54 64
								85	H	Liberty	64 61	141	H	Saint Joseph's	79 84
								95	A	George Washington	49 55	161	A	North Dakota	52 82
												174	H	Marist	60 88
												176	A	Davidson	81 87
												176	H	Davidson	70 68
												200	A	Richmond	58 49
												200	H	Richmond	39 51
												242	H	La Salle	69 66
												251	A	St. Bonaventure	59 69
												266	H	Towson	72 49
												284	H	VCU	79 75
												286	A	North Dakota St.	70 82
												306	A	Incarnate Word	64 45
												307	A	UTRGV	59 67
												333	A	Rhode Island	61 59
												333	H	Rhode Island	87 50
												340	N	Mississippi Val.	85 46
												347	A	UMass Lowell	73 63
												348	H	Saint Peter's	81 65
LAST 12 Division I GAMES:															
				333	H	Rhode Island	87 50					242	H	La Salle	69 66
				200	A	Richmond	58 49					200	H	Richmond	39 51
				176	H	Davidson	70 68					333	A	Rhode Island	61 59
				95	A	George Washington	49 55					176	A	Davidson	81 87
				104	A	George Mason	60 71					284	H	VCU	79 75
				31	H	Dayton	49 78					126	A	Saint Louis	63 64

Non-Div I Games: Me.-Fort Kent 111 45 Fisher 121 38

Massachusetts

Average RPI Win: **316**
 Average RPI Loss: **167**

WON-LOST
RECORD

WINNING
PCT. RANK

LAST 10
GAMES

STRENGTH OF
SCHEDULE

OPP. STRENGTH
OF SCHEDULE

TEAM
RPI

ADJ.
RPI

CONF.
RPI

ADJ CONF.
RPI

DIV. I ONLY	8- 16	261	4- 6	314	254	288	288	27	27
DIV. I NON-CONF.	1- 7	310	0- 0	121	76	281	281	26	26

TOTALS	RPI 1-25	RPI 26-50	W-L RECORDS	RPI 51-100	RPI 101-999	RPI 201+			
8- 16	0- 2	0- 0	OVERALL	0- 1	8- 13	8- 7			
3- 7	0- 0	0- 0	HOME	0- 0	3- 7	3- 5			
5- 9	0- 2	0- 0	AWAY	0- 1	5- 6	5- 2			
0- 0	0- 0	0- 0	NEUTRAL	0- 0	0- 0	0- 0			
1- 7	0- 2	0- 0	NON-CONFERENCE	0- 0	1- 5	1- 1			
1- 2	0- 0	0- 0	HOME	0- 0	1- 2	1- 1			
0- 5	0- 2	0- 0	AWAY	0- 0	0- 3	0- 0			
0- 0	0- 0	0- 0	NEUTRAL	0- 0	0- 0	0- 0			
7- 9	0- 0	0- 0	CONFERENCE	0- 1	7- 8	7- 6			
2- 5	0- 0	0- 0	HOME	0- 0	2- 5	2- 4			
5- 4	0- 0	0- 0	AWAY	0- 1	5- 3	5- 2			
0- 0	0- 0	0- 0	NEUTRAL	0- 0	0- 0	0- 0			

RPI 1-25				RPI 26-50				RPI 51-100				RPI 101+				Team's RPI: 288
RPI	S	Opponent	Score	RPI	S	Opponent	Score	RPI	S	Opponent	Score	RPI	S	Opponent	Score	
4	A	Baylor	34 95					92	A	Lamar Uni versi ty	58 83	114	H	Central Ark.	45 51	
11	A	Texas	34 100									123	A	SFA	58 73	
												128	H	Tul ane	66 70	
												140	A	Loui si ana Tech	62 78	
												162	A	Loui si ana	86 98	
												199	A	SMU	59 65	
												225	H	Grambl ing	60 75	
												229	A	Ni chol ls St.	51 63	
												229	H	Ni chol ls St.	54 61	
												234	H	Abilene Chri stian	75 80	
												237	A	New Orleans	62 84	
												237	H	New Orleans	64 77	
												287	A	Southeastern La.	77 65	
												287	H	Southeastern La.	69 47	
												306	A	Incar nate Word	66 57	
												312	A	Houston Baptist	86 74	
												312	H	Houston Baptist	61 67	
												334	A	Northwestern St.	60 44	
												334	H	Northwestern St.	72 67	
												335	A	Sam Houston St.	66 63	
												336	H	La. -Monroe	65 61	
LAST 12 Di vi si on I GAMES:																
312	H	Houston Baptist	61 67	334	A	Northwestern St.	60 44									
229	A	Ni chol ls St.	51 63	335	A	Sam Houston St.	66 63									
237	A	New Orleans	62 84	92	A	Lamar Uni versi ty	58 83									
114	H	Central Ark.	45 51	312	A	Houston Baptist	86 74									
287	H	Southeastern La.	69 47	287	A	Southeastern La.	77 65									
123	A	SFA	58 73	229	H	Ni chol ls St.	54 61									

Non-Di v I Games: LSU-Alexandria 73 53 Louisiana Col. 84 46 Southern-N. O. 76 61

McNeese

Loss, Non-Conf, S Site, H Home A Away N Neutral

Average RPI Win: 202	WON-LOST RECORD	WINNING PCT. RANK	LAST 10 GAMES	STRENGTH OF SCHEDULE	OPP. STRENGTH OF SCHEDULE	TEAM RPI	ADJ. RPI	CONF. RPI	ADJ. CONF. RPI
Average RPI Loss: 99									
DIV. I ONLY	9- 19	267	2- 8	59	88	198	198	8	8
DIV. I NON-CONF.	5- 8	220	0- 0	95	144	210	210	7	7

TOTALS	RPI 1-25	RPI 26-50	W-L RECORDS	RPI 51-100	RPI 101-999	RPI 201+			
9- 19	0- 5	0- 2	OVERALL	1- 2	8- 10	4- 2			
7- 8	0- 2	0- 1	HOME	1- 1	6- 4	4- 1			
2- 8	0- 1	0- 1	AWAY	0- 1	2- 5	0- 1			
0- 3	0- 2	0- 0	NEUTRAL	0- 0	0- 1	0- 0			
5- 8	0- 2	0- 0	NON-CONFERENCE	1- 1	4- 5	3- 1			
4- 3	0- 0	0- 0	HOME	1- 1	3- 2	3- 1			
1- 2	0- 0	0- 0	AWAY	0- 0	1- 2	0- 0			
0- 3	0- 2	0- 0	NEUTRAL	0- 0	0- 1	0- 0			
4- 11	0- 3	0- 2	CONFERENCE	0- 1	4- 5	1- 1			
3- 5	0- 2	0- 1	HOME	0- 0	3- 2	1- 0			
1- 6	0- 1	0- 1	AWAY	0- 1	1- 3	0- 1			
0- 0	0- 0	0- 0	NEUTRAL	0- 0	0- 0	0- 0			

RPI 1-25				RPI 26-50				RPI 51-100				RPI 101+ Team's RPI: 198			
RPI	S	Opponent	Score	RPI	S	Opponent	Score	RPI	S	Opponent	Score	RPI	S	Opponent	Score
2	A	UConn	49 97	44	A	UCF	41 61	66	A	Houston	55 66	103	A	Little Rock	57 86
2	H	UConn	36 93	44	H	UCF	40 63	81	H	IUPUI	57 80	125	A	Cincinnati	53 64
6	N	Ohio St.	69 100					83	H	UAB	64 62	128	H	Tulane	73 60
18	H	South Fla.	62 81									136	A	Vanderbilt	71 60
23	N	DePaul	67 81									139	A	Wichita St.	61 69
												139	H	Wichita St.	64 77
												140	A	Louisiana Tech	40 65
												159	H	Southern Ill.	56 68
												163	N	Kent St.	55 70
												199	H	SMU	35 53
												201	A	Tulsa	69 48
												201	H	Tulsa	65 56
												207	A	East Carolina	62 75
												207	H	East Carolina	72 36
												221	H	Illinois	47 63
												225	H	Grambling	57 48
												303	H	Jackson St.	64 53
												330	H	Tennessee St.	79 75
LAST 12 Division I GAMES:															
201	H	Tulsa	65 56	44	A	UCF	41 61	139	H	Wichita St.	64 77	2	H	UConn	36 93
44	H	UCF	40 63					125	A	Cincinnati	53 64	18	H	South Fla.	62 81
128	H	Tulane	73 60					201	A	Tulsa	69 48				
207	A	East Carolina	62 75												
199	H	SMU	35 53												
66	A	Houston	55 66												

Non-Div I Games:

Memphis

Average RPI Win:	209	WON-LOST	WINNING	LAST 10	STRENGTH OF	OPP. STRENGTH	TEAM	ADJ.	CONF.	ADJ CONF.
Average RPI Loss:	35	RECORD	PCT. RANK	GAMES	SCHEDULE	OF SCHEDULE	RPI	RPI	RPI	RPI
DIV. I ONLY	27- 2	5	10- 0	250	155	54	54	17	17	
DIV. I NON-CONF.	13- 2	20	0- 0	250	173	70	70	17	17	

TOTALS	RPI 1-25	RPI 26-50	W-L RECORDS	RPI 51-100	RPI 101-999	RPI 201+				
27- 2	0- 0	1- 2	OVERALL	3- 0	23- 0	14- 0				
13- 1	0- 0	0- 1	HOME	2- 0	11- 0	7- 0				
13- 0	0- 0	1- 0	AWAY	1- 0	11- 0	6- 0				
1- 1	0- 0	0- 1	NEUTRAL	0- 0	1- 0	1- 0				
13- 2	0- 0	1- 2	NON-CONFERENCE	1- 0	11- 0	8- 0				
6- 1	0- 0	0- 1	HOME	1- 0	5- 0	4- 0				
6- 0	0- 0	1- 0	AWAY	0- 0	5- 0	3- 0				
1- 1	0- 0	0- 1	NEUTRAL	0- 0	1- 0	1- 0				
14- 0	0- 0	0- 0	CONFERENCE	2- 0	12- 0	6- 0				
7- 0	0- 0	0- 0	HOME	1- 0	6- 0	3- 0				
7- 0	0- 0	0- 0	AWAY	1- 0	6- 0	3- 0				
0- 0	0- 0	0- 0	NEUTRAL	0- 0	0- 0	0- 0				

RPI 1-25				RPI 26-50				RPI 51-100				Team's RPI: 54				RPI 101+			
RPI	S	Opponent	Score	RPI	S	Opponent	Score	RPI	S	Opponent	Score	RPI	S	Opponent	Score	RPI	S	Opponent	Score
28	H	Georgia	54 72	28	H	Georgia	54 72	95	H	George Washington	61 44	110	A	North Carolina	97 86				
42	N	Western Ky.	62 67	42	N	Western Ky.	62 67	99	A	Chattanooga	71 50	113	A	ETSU	85 65				
44	A	UCF	73 64	44	A	UCF	73 64	99	H	Chattanooga	65 56	113	H	ETSU	63 48				
																155	A	Charlotte	90 74
																171	A	Samford	73 59
																171	H	Samford	48 45
																175	A	Furman	86 64
																175	H	Furman	65 53
																176	H	Davids on	69 54
																226	A	UNC Asheville	67 56
																227	A	UNCG	57 54
																227	H	UNCG	80 57
																230	A	Fla. Atlantic	66 55
																264	H	Howard	70 44
																269	A	Campbel l	58 57
																284	N	VCU	70 54
																298	A	Wofford	71 46
																298	H	Wofford	80 39
																318	A	Western Caro.	53 46
																318	H	Western Caro.	72 50
																326	H	Ga. Southern	72 45
																328	H	South Carolina St.	74 53
																343	H	Winthrop	93 45
LAST 12 Division I GAMES:																			
113	H	ETSU	63 48	175	H	Furman	65 53	113	A	ETSU	85 65	318	H	Western Caro.	72 50				
99	H	Chattanooga	65 56	99	A	Chattanooga	71 50	227	A	UNCG	57 54	227	H	UNCG	80 57				
227	A	UNCG	57 54	113	A	ETSU	85 65	171	H	Samford	48 45	171	A	Samford	73 59				
318	A	Western Caro.	53 46	227	H	UNCG	80 57	298	H	Wofford	80 39								
171	H	Samford	48 45	171	A	Samford	73 59												
298	H	Wofford	80 39																

Non-Div I Games:

Mercer

Average RPI	Win:	196	WON-LOST	WINNING	LAST 10	STRENGTH OF	OPP. STRENGTH	TEAM	ADJ.	CONF.	ADJ CONF.
Average RPI	Loss:	81	RECORD	PCT. RANK	GAMES	SCHEDULE	OF SCHEDULE	RPI	RPI	RPI	RPI
DIV. I ONLY		18- 9		80	8- 2	144	103	84	84	7	7
DIV. I NON-CONF.		8- 3		65	0- 0	239	315	89	89	8	8

TOTALS	RPI 1-25		RPI 26-50		W-L RECORDS	RPI 51-100		RPI 101-999		RPI 201+	
18- 9	0- 2		0- 2		OVERALL	3- 1		15- 4		10- 1	
10- 3	0- 1		0- 1		HOME	2- 0		8- 1		6- 1	
7- 6	0- 1		0- 1		AWAY	1- 1		6- 3		4- 0	
1- 0	0- 0		0- 0		NEUTRAL	0- 0		1- 0		0- 0	
8- 3	0- 0		0- 0		NON-CONFERENCE	1- 1		7- 2		5- 0	
5- 0	0- 0		0- 0		HOME	0- 0		5- 0		4- 0	
2- 3	0- 0		0- 0		AWAY	1- 1		1- 2		1- 0	
1- 0	0- 0		0- 0		NEUTRAL	0- 0		1- 0		0- 0	
10- 6	0- 2		0- 2		CONFERENCE	2- 0		8- 2		5- 1	
5- 3	0- 1		0- 1		HOME	2- 0		3- 1		2- 1	
5- 3	0- 1		0- 1		AWAY	0- 0		5- 1		3- 0	
0- 0	0- 0		0- 0		NEUTRAL	0- 0		0- 0		0- 0	

RPI 1-25				RPI 26-50				RPI 51-100				RPI 101+			
RPI	S	Opponent	Score	RPI	S	Opponent	Score	RPI	S	Opponent	Score	RPI	S	Opponent	Score
14	A	Buffalo	67 72	27	H	Central Mich.	66 84	55	A	Purdue	66 75	116	A	Western Mich.	70 81
14	H	Buffalo	49 64	36	A	Ball St.	61 86	63	H	Toledo	67 58	121	A	Northern Ill.	77 62
								81	A	IUPUI	96 83	121	H	Northern Ill.	67 65
								82	H	Ohio	64 55	125	A	Cincinnati	62 73
												132	A	Loyola Marymount	71 84
												163	A	Kent St.	65 59
												172	N	Denver	69 52
												183	H	Jacksonville St.	58 55
												209	A	Bowling Green	66 62
												209	H	Bowling Green	92 64
												210	A	Eastern Mich.	73 69
												210	H	Eastern Mich.	59 74
												215	A	Akron	77 50
												215	H	Akron	75 67
												256	A	Indiana St.	68 56
												279	H	Canisius	72 47
												293	H	Valparaiso	77 68
												320	H	Detroit Mercy	91 64
												341	H	Florida A&M	73 33
LAST 12 Division I GAMES:															
209	H	Bowling Green	92 64	121	A	Northern Ill.	77 62								
215	A	Akron	77 50	82	H	Ohio	64 55								
163	A	Kent St.	65 59	210	A	Eastern Mich.	73 69								
14	H	Buffalo	49 64	116	A	Western Mich.	70 81								
63	H	Toledo	67 58	215	H	Akron	75 67								
209	A	Bowling Green	66 62	210	H	Eastern Mich.	59 74								

Non-Div I Games:

Mi ami (OH)

Average RPI Win: 152	WON-LOST RECORD	WINNING PCT. RANK	LAST 10 GAMES	STRENGTH OF SCHEDULE	OPP. STRENGTH OF SCHEDULE	TEAM RPI	ADJ. RPI	CONF. RPI	ADJ CONF. RPI
Average RPI Loss: 29									

DIV. I ONLY	21- 8	58	6- 4	62	40	38	38	3	3
DIV. I NON-CONF.	11- 2	22	0- 0	147	84	46	46	4	4

TOTALS	RPI 1-25	RPI 26-50	W-L RECORDS	RPI 51-100	RPI 101-999	RPI 201+			
21- 8	3- 4	0- 2	OVERALL	6- 2	12- 0	6- 0			
14- 3	2- 2	0- 0	HOME	4- 1	8- 0	4- 0			
7- 5	1- 2	0- 2	AWAY	2- 1	4- 0	2- 0			
0- 0	0- 0	0- 0	NEUTRAL	0- 0	0- 0	0- 0			
11- 2	1- 2	0- 0	NON-CONFERENCE	2- 0	8- 0	5- 0			
8- 1	1- 1	0- 0	HOME	1- 0	6- 0	3- 0			
3- 1	0- 1	0- 0	AWAY	1- 0	2- 0	2- 0			
0- 0	0- 0	0- 0	NEUTRAL	0- 0	0- 0	0- 0			
10- 6	2- 2	0- 2	CONFERENCE	4- 2	4- 0	1- 0			
6- 2	1- 1	0- 0	HOME	3- 1	2- 0	1- 0			
4- 4	1- 1	0- 2	AWAY	1- 1	2- 0	0- 0			
0- 0	0- 0	0- 0	NEUTRAL	0- 0	0- 0	0- 0			

RPI 1-25				RPI 26-50				Team's RPI: 38				RPI 51-100				RPI 101+			
RPI	S	Opponent	Score	RPI	S	Opponent	Score	RPI	S	Opponent	Score	RPI	S	Opponent	Score	RPI	S	Opponent	Score
1	H	Notre Dame	63 83	41	A	Rutgers	56 63	53	H	Indiana	84 79	104	H	George Mason	75 61				
5	A	Louisville	49 74	46	A	Minnesota	87 93	55	H	Purdue	79 81	163	H	Kent St.	54 41				
6	A	Ohio St.	84 75					61	A	Michigan St.	61 66	170	A	Northwestern	80 59				
6	H	Ohio St.	71 78					61	H	Michigan St.	74 48	170	H	Northwestern	84 63				
17	A	Iowa	72 82					65	A	Nebraska	69 64	189	H	Oakland	78 69				
20	H	Maryland	71 65					82	A	Ohio	74 61	190	A	Wisconsin	80 57				
24	H	Marquette	82 76					85	H	Liberty	74 50	221	H	Illinois	86 42				
								87	H	Penn St.	89 69	247	H	North Florida	79 34				
												272	A	LIU Brooklyn	86 49				
												320	A	Detroit Mercy	86 50				
												325	H	Fort Wayne	77 45				
												332	H	Delaware St.	105 36				

										LAST 12 Division I GAMES:									
20	H	Maryland	71 65	170	A	Northwestern	80 59	61	H	Michigan St.	74 48	221	H	Illinois	86 42	6	A	Ohio St.	84 75
46	A	Minnesota	87 93	61	H	Michigan St.	74 48	65	A	Nebraska	69 64	53	H	Indiana	84 79				
61	A	Michigan St.	61 66																
170	H	Northwestern	84 63																
41	A	Rutgers	56 63																
55	H	Purdue	79 81																

Non-Div I Games:

Michigan

Average RPI Win:	219	WON-LOST	WINNING	LAST 10	STRENGTH OF	OPP. STRENGTH	TEAM	ADJ.	CONF.	ADJ CONF.
Average RPI Loss:	91	RECORD	PCT. RANK	GAMES	SCHEDULE	OF SCHEDULE	RPI	RPI	RPI	RPI
DIV. I ONLY	17- 11	107	6- 4	143	123	107	107	18	18	
DIV. I NON-CONF.	8- 5	111	0- 0	258	41	123	123	20	20	

TOTALS	RPI 1-25	RPI 26-50	W-L RECORDS	RPI 51-100	RPI 101-999	RPI 201+				
17- 11	0- 1	0- 3	OVERALL	1- 3	16- 4	10- 1				
8- 4	0- 0	0- 1	HOME	1- 1	7- 2	4- 1				
8- 6	0- 1	0- 1	AWAY	0- 2	8- 2	5- 0				
1- 1	0- 0	0- 1	NEUTRAL	0- 0	1- 0	1- 0				
8- 5	0- 1	0- 1	NON-CONFERENCE	1- 1	7- 2	5- 0				
5- 0	0- 0	0- 0	HOME	1- 0	4- 0	3- 0				
2- 4	0- 1	0- 0	AWAY	0- 1	2- 2	1- 0				
1- 1	0- 0	0- 1	NEUTRAL	0- 0	1- 0	1- 0				
9- 6	0- 0	0- 2	CONFERENCE	0- 2	9- 2	5- 1				
3- 4	0- 0	0- 1	HOME	0- 1	3- 2	1- 1				
6- 2	0- 0	0- 1	AWAY	0- 1	6- 0	4- 0				
0- 0	0- 0	0- 0	NEUTRAL	0- 0	0- 0	0- 0				

RPI 1-25				RPI 26-50				RPI 51-100				RPI 101+ Team's RPI: 107			
RPI	S	Opponent	Score	RPI	S	Opponent	Score	RPI	S	Opponent	Score	RPI	S	Opponent	Score
5	A	Louisville	26 80	42	A	Western Ky.	43 57	64	A	Georgia Tech	45 48	102	H	Rice	51 41
				42	H	Western Ky.	60 76	83	A	UAB	58 65	128	A	Tulane	44 62
				45	N	Southern California	57 72	83	H	UAB	51 59	136	A	Vanderbilt	65 54
								89	H	Kentucky	62 57	140	H	Louisiana Tech	49 66
												155	A	Charlotte	54 53
												155	H	Charlotte	64 45
												164	A	Ole Miss	56 65
												169	H	Troy	73 57
												195	A	UTEP	54 45
												208	H	Southern Miss.	53 61
												222	H	North Texas	56 48
												226	A	UNC Asheville	72 57
												230	A	Fla. Atlantic	69 65
												261	H	Lipscomb	72 48
												267	A	UTSA	62 47
												279	N	Canisius	55 45
												301	A	Marshall	73 57
												308	A	FIU	63 59
												313	H	Tennessee Tech	58 44
												316	H	Coppin St.	69 39

LAST 12 Division I GAMES:															
				155	A	Charlotte	54 53	140	H	Louisiana Tech	49 66				
				83	A	UAB	58 65	155	H	Charlotte	64 45				
				102	H	Rice	51 41	301	A	Marshall	73 57				
				42	H	Western Ky.	60 76	208	H	Southern Miss.	53 61				
				308	A	FIU	63 59	222	H	North Texas	56 48				
				230	A	Fla. Atlantic	69 65	195	A	UTEP	54 45				

Non-Div I Games:

Middle Tenn.

Average RPI Win:	223	WON-LOST	WINNING	LAST 10	STRENGTH OF	OPP. STRENGTH	TEAM	ADJ.	CONF.	ADJ CONF.
Average RPI Loss:	99	RECORD	PCT. RANK	GAMES	SCHEDULE	OF SCHEDULE	RPI	RPI	RPI	RPI
DIV. I ONLY	20- 10	80	5- 5	218	149	117	117	11	11	
DIV. I NON-CONF.	9- 3	61	0- 0	285	168	114	114	14	14	

TOTALS	RPI 1-25	RPI 26-50	W-L RECORDS	RPI 51-100	RPI 101-999	RPI 201+				
20- 10	0- 3	0- 0	OVERALL	2- 4	18- 3	11- 1				
8- 5	0- 2	0- 0	HOME	1- 1	7- 2	5- 1				
11- 4	0- 1	0- 0	AWAY	1- 2	10- 1	5- 0				
1- 1	0- 0	0- 0	NEUTRAL	0- 1	1- 0	1- 0				
9- 3	0- 1	0- 0	NON-CONFERENCE	0- 2	9- 0	6- 0				
3- 1	0- 1	0- 0	HOME	0- 0	3- 0	3- 0				
5- 1	0- 0	0- 0	AWAY	0- 1	5- 0	2- 0				
1- 1	0- 0	0- 0	NEUTRAL	0- 1	1- 0	1- 0				
11- 7	0- 2	0- 0	CONFERENCE	2- 2	9- 3	5- 1				
5- 4	0- 1	0- 0	HOME	1- 1	4- 2	2- 1				
6- 3	0- 1	0- 0	AWAY	1- 1	5- 1	3- 0				
0- 0	0- 0	0- 0	NEUTRAL	0- 0	0- 0	0- 0				

RPI 1-25				RPI 26-50				RPI 51-100				RPI 101+ Team's RPI: 117			
RPI	S	Opponent	Score	RPI	S	Opponent	Score	RPI	S	Opponent	Score	RPI	S	Opponent	Score
22	A	Green Bay	29 52					66	N	Houston	59 74	101	A	Western Ill.	77 67
22	H	Green Bay	36 65					77	A	Drake	73 77	109	A	Cleveland St.	69 63
24	H	Marquette	68 83					81	A	IUPUI	67 60	109	H	Cleveland St.	79 72
								81	H	IUPUI	68 70	154	A	Youngstown St.	85 86
								96	A	Wright St.	51 56	154	H	Youngstown St.	62 61
								96	H	Wright St.	59 53	170	A	Northwestern	66 57
												189	A	Oakland	74 62
												189	H	Oakland	75 80
												190	A	Wisconsin	67 64
												214	N	CSUN	58 50
												248	H	Illinois St.	61 59
												254	A	Northern Ky.	52 49
												254	H	Northern Ky.	57 60
												286	H	North Dakota St.	74 38
												304	H	Loyola Chicago	63 41
												320	A	Detroit Mercy	70 61
												320	H	Detroit Mercy	90 45
												325	A	Fort Wayne	60 48
												327	A	Ill. -Chicago	76 53
												327	H	Ill. -Chicago	59 44
												345	A	Chicago St.	84 59

LAST 12 Division I GAMES:															
189	H	Oakland	75 80	254	H	Northern Ky.	57 60								
320	H	Detroit Mercy	90 45	96	H	Wright St.	59 53								
81	A	IUPUI	67 60	327	H	Ill. -Chicago	59 44								
109	A	Cleveland St.	69 63	81	H	IUPUI	68 70								
154	A	Youngstown St.	85 86	320	A	Detroit Mercy	70 61								
22	H	Green Bay	36 65	189	A	Oakland	74 62								

Non-Div I Games:

Average RPI	Win:	148	WON-LOST	WINNING	LAST 10	STRENGTH OF	OPP. STRENGTH	TEAM	ADJ.	CONF.	ADJ CONF.
Average RPI	Loss:	69	RECORD	PCT. RANK	GAMES	SCHEDULE	OF SCHEDULE	RPI	RPI	RPI	RPI
DIV. I ONLY		22- 7	45	8- 2	129	29	46	46	3	3	
DIV. I NON-CONF.		11- 2	22	0- 0	303	66	77	77	4	4	

TOTALS	RPI 1-25		RPI 26-50		W-L RECORDS		RPI 51-100		RPI 101-999		RPI 201+
22- 7	2- 2		1- 1		OVERALL		5- 2		14- 2		6- 0
13- 2	2- 0		1- 0		HOME		2- 2		8- 0		4- 0
8- 5	0- 2		0- 1		AWAY		3- 0		5- 2		2- 0
1- 0	0- 0		0- 0		NEUTRAL		0- 0		1- 0		0- 0
11- 2	0- 0		0- 0		NON-CONFERENCE		1- 0		10- 2		5- 0
7- 0	0- 0		0- 0		HOME		0- 0		7- 0		4- 0
3- 2	0- 0		0- 0		AWAY		1- 0		2- 2		1- 0
1- 0	0- 0		0- 0		NEUTRAL		0- 0		1- 0		0- 0
11- 5	2- 2		1- 1		CONFERENCE		4- 2		4- 0		1- 0
6- 2	2- 0		1- 0		HOME		2- 2		1- 0		0- 0
5- 3	0- 2		0- 1		AWAY		2- 0		3- 0		1- 0
0- 0	0- 0		0- 0		NEUTRAL		0- 0		0- 0		0- 0

RPI	S	Opponent	Score	RPI	S	Opponent	Score	RPI	S	Opponent	Score	RPI	S	Opponent	Score
6	A	Ohio St.	75 91	38	H	Michigan	93 87	53	H	Indiana	70 82	108	N	Wake Forest	93 81
17	A	Iowa	84 92	41	A	Rutgers	70 80	55	A	Purdue	78 74	110	A	North Carolina	83 88
17	H	Iowa	77 72					61	H	Michigan St.	83 77	111	A	Georgetown	73 63
20	H	Maryland	93 74					65	H	Nebraska	74 79	146	H	Cal Poly	112 68
								80	A	UNLV	79 72	170	A	Northwestern	90 63
								87	A	Penn St.	91 71	184	H	Lehigh	107 73
								87	H	Penn St.	101 68	188	A	San Diego	69 72
												190	A	Wisconsin	71 61
												190	H	Wisconsin	90 65
												194	H	Boston College	78 68
												210	H	Eastern Mich.	80 56
												216	H	Xavier	74 62
												221	A	Illinois	84 75
												246	H	UC Riverside	101 75
												284	H	VCU	108 63
												333	A	Rhode Island	82 60

LAST 12 Division I GAMES:															
221	A	Illinois	84 75	17	A	Iowa	84 92	190	A	Wisconsin	71 61				
53	H	Indiana	70 82	17	H	Iowa	77 72	190	H	Wisconsin	90 65				
20	H	Maryland	93 74	41	A	Rutgers	70 80	87	A	Penn St.	91 71				
38	H	Michigan	93 87												
87	H	Penn St.	101 68												
55	A	Purdue	78 74												

Non-Div I Games:

Minnesota

Average RPI	Win:	102	WON-LOST	WINNING	LAST 10	STRENGTH OF	OPP. STRENGTH	TEAM	ADJ.	CONF.	ADJ CONF.
Average RPI	Loss:	0	RECORD	PCT. RANK	GAMES	SCHEDULE	OF SCHEDULE	RPI	RPI	RPI	RPI
DIV. I ONLY		30- 0	1	10- 0	33	10	3	3	2	2	
DIV. I NON-CONF.		14- 0	1	0- 0	36	32	4	4	2	2	

TOTALS	RPI 1-25		RPI 26-50		W-L RECORDS		RPI 51-100		RPI 101-999		RPI 201+
30- 0	7- 0		3- 0		OVERALL		8- 0		12- 0		4- 0
16- 0	3- 0		1- 0		HOME		5- 0		7- 0		3- 0
9- 0	3- 0		1- 0		AWAY		2- 0		3- 0		0- 0
5- 0	1- 0		1- 0		NEUTRAL		1- 0		2- 0		1- 0
14- 0	2- 0		2- 0		NON-CONFERENCE		4- 0		6- 0		4- 0
8- 0	1- 0		1- 0		HOME		2- 0		4- 0		3- 0
1- 0	0- 0		0- 0		AWAY		1- 0		0- 0		0- 0
5- 0	1- 0		1- 0		NEUTRAL		1- 0		2- 0		1- 0
16- 0	5- 0		1- 0		CONFERENCE		4- 0		6- 0		0- 0
8- 0	2- 0		0- 0		HOME		3- 0		3- 0		0- 0
8- 0	3- 0		1- 0		AWAY		1- 0		3- 0		0- 0
0- 0	0- 0		0- 0		NEUTRAL		0- 0		0- 0		0- 0

RPI	S	Opponent	Score	RPI	S	Opponent	Score	RPI	S	Opponent	Score	RPI	S	Opponent	Score
8	H	Oregon	90 79	28	A	Georgia	86 62	52	H	Oklahoma St.	79 76	103	H	Little Rock	86 48
9	A	Tennessee	71 52	30	N	Syracuse	76 65	57	N	Arizona St.	65 57	136	A	Vanderbilt	95 50
15	H	South Carolina	67 53	34	H	Virginia	68 53	78	H	Maine	83 43	137	H	Arkansas	111 69
16	H	Texas A&M	76 55					80	A	UNLV	103 63	156	A	Florida	98 50
19	A	Missouri	57 53					86	H	Alabama	75 61	156	H	Florida	90 53
22	N	Green Bay	67 46					89	A	Kentucky	85 63	162	N	Louisiana	94 37
25	A	LSU	83 70					89	H	Kentucky	74 55	164	A	Ole Miss	69 49
								98	H	Auburn	82 61	164	H	Ole Miss	76 45
												204	N	Columbia	90 54
												208	H	Southern Miss.	91 56
												309	H	Georgia St.	106 50
												340	H	Mississippi Val.	112 36

LAST 12 Division I GAMES:															
89	A	Kentucky	85 63	15	H	South Carolina	67 53								
98	H	Auburn	82 61	19	A	Missouri	57 53								
16	H	Texas A&M	76 55	164	A	Ole Miss	69 49								
136	A	Vanderbilt	95 50	156	H	Florida	90 53								
89	H	Kentucky	74 55	9	A	Tennessee	71 52								
156	A	Florida	98 50	86	H	Alabama	75 61								

Non-Div I Games:

Mississippi St.

Average RPI Win:	300	WON-LOST	WINNING	LAST 10	STRENGTH OF	OPP. STRENGTH	TEAM	ADJ.	CONF.	ADJ CONF.
Average RPI Loss:	211	RECORD	PCT. RANK	GAMES	SCHEDULE	OF SCHEDULE	RPI	RPI	RPI	RPI
DIV. I ONLY	2- 26	344	2- 8	225	341	340	340	32	32	
DIV. I NON-CONF.	0- 12	337	0- 0	46	182	286	286	32	32	

TOTALS	RPI 1-25	RPI 26-50	W-L RECORDS	RPI 51-100	RPI 101-999	RPI 201+				
2- 26	0- 1	0- 2	OVERALL	0- 3	2- 20	2- 17				
1- 9	0- 0	0- 0	HOME	0- 0	1- 9	1- 8				
1- 12	0- 0	0- 0	AWAY	0- 0	1- 2	1- 1				
0- 5	0- 0	0- 1	NEUTRAL	0- 2	0- 2	0- 2				
0- 12	0- 1	0- 2	NON-CONFERENCE	0- 3	0- 6	0- 5				
0- 1	0- 0	0- 0	HOME	0- 0	0- 1	0- 1				
0- 6	0- 1	0- 1	AWAY	0- 1	0- 3	0- 2				
0- 5	0- 0	0- 1	NEUTRAL	0- 2	0- 2	0- 2				
2- 14	0- 0	0- 0	CONFERENCE	0- 0	2- 14	2- 12				
1- 8	0- 0	0- 0	HOME	0- 0	1- 8	1- 7				
1- 6	0- 0	0- 0	AWAY	0- 0	1- 6	1- 5				
0- 0	0- 0	0- 0	NEUTRAL	0- 0	0- 0	0- 0				

RPI 1-25				RPI 26-50				RPI 51-100				RPI 101+ Team's RPI: 340			
RPI	S	Opponent	Score	RPI	S	Opponent	Score	RPI	S	Opponent	Score	RPI	S	Opponent	Score
3	A	Mississippi St.	36 112	31	N	Dayton	46 65	61	N	Michigan St.	64 83	150	A	Colorado	48 85
				42	A	Western Ky.	48 87	77	N	Drake	60 96	173	A	Southern U.	58 66
								83	A	UAB	72 87	173	H	Southern U.	54 70
												208	A	Southern Miss.	69 84
												225	H	Grambling	62 64
												229	H	Nicholls St.	57 62
												241	A	Texas Southern	39 55
												241	H	Texas Southern	53 72
												252	A	Prairie View	73 78
												252	H	Prairie View	74 75
												267	N	UTSA	55 68
												275	N	Massachusetts	46 85
												296	A	Murray St.	63 64
												297	A	Alcorn	62 61
												297	H	Alcorn	70 76
												303	A	Jackson St.	67 68
												303	H	Jackson St.	72 61
												311	A	Alabama St.	41 76
												311	H	Alabama St.	62 70
												319	A	Alabama A&M	48 65
												319	H	Alabama A&M	49 57
												337	H	Ark. -Pine Bluff	59 64

LAST 12 Division I GAMES:															
303	A	Jackson St.	67 68	311	H	Alabama St.	62 70								
252	H	Prairie View	74 75	225	H	Grambling	62 64								
241	H	Texas Southern	53 72	303	H	Jackson St.	72 61								
173	A	Southern U.	58 66	252	A	Prairie View	73 78								
297	A	Alcorn	62 61	241	A	Texas Southern	39 55								
319	H	Alabama A&M	49 57	173	H	Southern U.	54 70								

Non-Div I Games:

Mississippi Val.

Average RPI Win:	124	WON-LOST	WINNING	LAST 10	STRENGTH OF	OPP. STRENGTH	TEAM	ADJ.	CONF.	ADJ CONF.
Average RPI Loss:	22	RECORD	PCT. RANK	GAMES	SCHEDULE	OF SCHEDULE	RPI	RPI	RPI	RPI
DIV. I ONLY	23- 6	28	6- 4	40	12	19	19	2	2	
DIV. I NON-CONF.	12- 1	6	0- 0	78	58	14	14	2	2	

TOTALS	RPI 1-25	RPI 26-50	W-L RECORDS	RPI 51-100	RPI 101-999	RPI 201+				
23- 6	2- 4	2- 2	OVERALL	7- 0	12- 0	4- 0				
12- 2	2- 2	0- 0	HOME	3- 0	7- 0	2- 0				
7- 3	0- 2	1- 1	AWAY	3- 0	3- 0	0- 0				
4- 1	0- 0	1- 1	NEUTRAL	1- 0	2- 0	2- 0				
12- 1	0- 0	2- 1	NON-CONFERENCE	4- 0	6- 0	4- 0				
6- 0	0- 0	0- 0	HOME	2- 0	4- 0	2- 0				
2- 0	0- 0	1- 0	AWAY	1- 0	0- 0	0- 0				
4- 1	0- 0	1- 1	NEUTRAL	1- 0	2- 0	2- 0				
11- 5	2- 4	0- 1	CONFERENCE	3- 0	6- 0	0- 0				
6- 2	2- 2	0- 0	HOME	1- 0	3- 0	0- 0				
5- 3	0- 2	0- 1	AWAY	2- 0	3- 0	0- 0				
0- 0	0- 0	0- 0	NEUTRAL	0- 0	0- 0	0- 0				

RPI	S	Opponent	Score	RPI	S	Opponent	Score	RPI	S	Opponent	Score	RPI	S	Opponent	Score
3	H	Mississippi St.	53 57	28	A	Georgia	50 62	53	N	Indiana	75 55	126	H	Saint Louis	70 58
9	H	Tennessee	77 73	40	A	California	55 52	86	A	Alabama	62 56	136	A	Vanderbilt	81 70
15	A	South Carolina	54 64	42	N	Western Ky.	76 79	89	H	Kentucky	83 78	136	H	Vanderbilt	83 68
15	H	South Carolina	83 74	43	N	Quinnipiac	66 51	90	A	Missouri St.	69 59	137	A	Arkansas	84 58
16	A	Texas A&M	63 82					91	H	Kansas St.	73 59	137	H	Arkansas	88 54
25	H	LSU	65 69					96	H	Wright St.	82 80	156	H	Florida	66 64
								98	A	Auburn	59 51	164	A	Ole Miss	67 48
												165	H	SIUE	78 48
												216	N	Xavier	74 48
												221	H	Illinois	72 55
												237	H	New Orleans	81 45
												316	N	Coppin St.	73 50

LAST 12 Division I GAMES:															
16	A	Texas A&M	63 82	156	H	Florida	66 64	3	H	Mississippi St.	53 57				
136	H	Vanderbilt	83 68					15	A	South Carolina	54 64				
9	H	Tennessee	77 73					28	A	Georgia	50 62				
98	A	Auburn	59 51					137	H	Arkansas	88 54				
137	A	Arkansas	84 58					164	A	Ole Miss	67 48				
89	H	Kentucky	83 78												

Non-Div I Games:

Missouri

Average RPI Win:	234	WON-LOST	WINNING	LAST 10	STRENGTH OF	OPP. STRENGTH	TEAM	ADJ.	CONF.	ADJ CONF.
Average RPI Loss:	77	RECORD	PCT. RANK	GAMES	SCHEDULE	OF SCHEDULE	RPI	RPI	RPI	RPI
DIV. I ONLY	16- 10	106	8- 2	110	201	90	90	24	24	
DIV. I NON-CONF.	3- 7	254	0- 0	12	34	149	149	21	21	

TOTALS	RPI 1-25	RPI 26-50	W-L RECORDS	RPI 51-100	RPI 101-999	RPI 201+				
16- 10	0- 2	0- 1	OVERALL	0- 4	16- 3	10- 0				
9- 2	0- 1	0- 0	HOME	0- 1	9- 0	4- 0				
7- 6	0- 0	0- 1	AWAY	0- 2	7- 3	6- 0				
0- 2	0- 1	0- 0	NEUTRAL	0- 1	0- 0	0- 0				
3- 7	0- 2	0- 1	NON-CONFERENCE	0- 2	3- 2	0- 0				
3- 1	0- 1	0- 0	HOME	0- 0	3- 0	0- 0				
0- 4	0- 0	0- 1	AWAY	0- 1	0- 2	0- 0				
0- 2	0- 1	0- 0	NEUTRAL	0- 1	0- 0	0- 0				
13- 3	0- 0	0- 0	CONFERENCE	0- 2	13- 1	10- 0				
6- 1	0- 0	0- 0	HOME	0- 1	6- 0	4- 0				
7- 2	0- 0	0- 0	AWAY	0- 1	7- 1	6- 0				
0- 0	0- 0	0- 0	NEUTRAL	0- 0	0- 0	0- 0				

RPI 1-25				RPI 26-50				RPI 51-100				RPI 101+			
RPI	S	Opponent	Score	RPI	S	Opponent	Score	RPI	S	Opponent	Score	RPI	S	Opponent	Score
4	N	Bayl or	58 100	36	A	Bal l St.	58 70	69	N	Penn	60 65	103	A	Little Rock	51 63
19	H	Missouri	59 69					77	A	Drake	65 84	138	A	UNI	57 52
								77	H	Drake	68 80	138	H	UNI	62 52
								86	A	Al abama	61 65	139	A	Wichi ta St.	58 72
												139	H	Wichi ta St.	94 71
												159	A	Southern Ill.	69 71
												159	H	Southern Ill.	79 61
												170	H	Northwestern	90 59
												181	H	Oral Roberts	76 66
												248	A	Illinoi s St.	56 50
												248	H	Illinoi s St.	75 58
												256	A	Indi ana St.	77 63
												259	A	Bradl ey	71 65
												259	H	Bradl ey	74 54
												293	A	Val parai so	66 60
												293	H	Val parai so	83 60
												304	A	Loyol a Chi cago	69 58
												304	H	Loyol a Chi cago	75 36
												349	A	Evansvi lle	95 65

LAST 12 Division I GAMES:															
159	H	Southern Ill.	79 61	138	A	UNI	57 52								
293	A	Val parai so	66 60	159	A	Southern Ill.	69 71								
304	A	Loyol a Chi cago	69 58	304	H	Loyol a Chi cago	75 36								
248	H	Illinoi s St.	75 58	293	H	Val parai so	83 60								
259	H	Bradl ey	74 54	259	A	Bradl ey	71 65								
77	A	Drake	65 84	248	A	Illinoi s St.	56 50								

Non-Div I Games: Central Mo. 62 36

Missouri St.

Average RPI Win: 283	WON-LOST RECORD	WINNING PCT. RANK	LAST 10 GAMES	STRENGTH OF SCHEDULE	OPP. STRENGTH OF SCHEDULE	TEAM RPI	ADJ. RPI	CONF. RPI	ADJ. CONF. RPI
Average RPI Loss: 173									
DIV. I ONLY	9- 20	270	4- 6	238	311	291	291	28	28
DIV. I NON-CONF.	2- 9	295	0- 0	68	287	255	255	25	25

TOTALS	RPI 1-25	RPI 26-50	W-L RECORDS	RPI 51-100	RPI 101-999	RPI 201+			
9- 20	0- 0	0- 2	OVERALL	0- 5	9- 13	9- 7			
7- 7	0- 0	0- 1	HOME	0- 3	7- 3	7- 1			
1- 13	0- 0	0- 1	AWAY	0- 2	1- 10	1- 6			
1- 0	0- 0	0- 0	NEUTRAL	0- 0	1- 0	1- 0			
2- 9	0- 0	0- 0	NON-CONFERENCE	0- 5	2- 4	2- 1			
1- 4	0- 0	0- 0	HOME	0- 3	1- 1	1- 0			
0- 5	0- 0	0- 0	AWAY	0- 2	0- 3	0- 1			
1- 0	0- 0	0- 0	NEUTRAL	0- 0	1- 0	1- 0			
7- 11	0- 0	0- 2	CONFERENCE	0- 0	7- 9	7- 6			
6- 3	0- 0	0- 1	HOME	0- 0	6- 2	6- 1			
1- 8	0- 0	0- 1	AWAY	0- 0	1- 7	1- 5			
0- 0	0- 0	0- 0	NEUTRAL	0- 0	0- 0	0- 0			

RPI S Opponent	Score	RPI S Opponent	Score	RPI S Opponent	Score	RPI S Opponent	Score
43 A Qui nni pi ac	57 77	76 H Virginia Tech	34 84	129 A Robert Morris	38 56		
43 H Qui nni pi ac	55 76	79 H Albany (NY)	44 68	157 A Clemson	54 57		
		88 A Navy	49 73	174 A Marist	46 69		
		95 H George Washington	45 59	174 H Marist	57 85		
		97 A Jacksonvill e	65 74	184 H Lehi gh	57 75		
				196 A Si ena	41 44		
				228 A Ni agara	65 68		
				228 H Ni agara	65 63		
				247 N North Flori da	67 57		
				257 A Manhattan	53 63		
				257 H Manhattan	63 59		
				260 H Sacred Heart	69 64		
				262 H Ri der	63 56		
				265 A Fai rfi el d	55 61		
				265 H Fai rfi el d	73 65		
				278 A Fai rlei gh Di cki nson	61 78		
				279 A Cani si us	50 62		
				279 H Cani si us	48 60		
				338 A I ona	62 56		
				338 H I ona	68 56		
				348 A Saint Peter' s	47 67		
				348 H Saint Peter' s	51 44		
LAST 12 Di vi si on I GAMES:							
43 A Qui nni pi ac	57 77	174 H Marist	57 85				
265 H Fai rfi el d	73 65	196 A Si ena	41 44				
228 A Ni agara	65 68	262 H Ri der	63 56				
279 A Cani si us	50 62	257 A Manhattan	53 63				
257 H Manhattan	63 59	348 A Saint Peter' s	47 67				
228 H Ni agara	65 63	338 H I ona	68 56				

Non-Di v I Games:

Monmouth

Average RPI Win: 249	WON-LOST RECORD	WINNING PCT. RANK	LAST 10 GAMES	STRENGTH OF SCHEDULE	OPP. STRENGTH OF SCHEDULE	TEAM RPI	ADJ. RPI	CONF. RPI	ADJ CONF. RPI
Average RPI Loss: 132									
DIV. I ONLY	12- 14	202	4- 6	247	156	240	240	19	19
DIV. I NON-CONF.	3- 7	254	0- 0	101	199	256	256	13	13

TOTALS	RPI 1-25	RPI 26-50	W-L RECORDS	RPI 51-100	RPI 101-999	RPI 201+			
12- 14	0- 1	0- 3	OVERALL	0- 2	12- 8	8- 4			
9- 6	0- 0	0- 2	HOME	0- 1	9- 3	6- 1			
3- 6	0- 0	0- 1	AWAY	0- 1	3- 4	2- 2			
0- 2	0- 1	0- 0	NEUTRAL	0- 0	0- 1	0- 1			
3- 7	0- 1	0- 1	NON-CONFERENCE	0- 2	3- 3	2- 2			
3- 3	0- 0	0- 1	HOME	0- 1	3- 1	2- 1			
0- 2	0- 0	0- 0	AWAY	0- 1	0- 1	0- 0			
0- 2	0- 1	0- 0	NEUTRAL	0- 0	0- 1	0- 1			
9- 7	0- 0	0- 2	CONFERENCE	0- 0	9- 5	6- 2			
6- 3	0- 0	0- 1	HOME	0- 0	6- 2	4- 0			
3- 4	0- 0	0- 1	AWAY	0- 0	3- 3	2- 2			
0- 0	0- 0	0- 0	NEUTRAL	0- 0	0- 0	0- 0			

RPI 1-25				RPI 26-50				RPI 51-100				RPI 101+ Team's RPI: 240			
RPI	S	Opponent	Score	RPI	S	Opponent	Score	RPI	S	Opponent	Score	RPI	S	Opponent	Score
24	N	Marquette	68 87	37	A	Northern Colo.	50 68	62	A	Wyoming	62 67	123	H	SFA	60 52
				37	H	Northern Colo.	58 64	89	H	Kentucky	54 71	130	A	Fresno St.	58 61
				39	H	Gonzaga	55 70					135	A	Portland St.	53 70
												135	H	Portland St.	69 53
												145	H	Eastern Wash.	72 75
												148	H	Idaho	56 67
												161	A	North Dakota	54 43
												161	H	North Dakota	53 51
												223	H	Seattle U	64 78
												232	A	Montana St.	64 81
												232	H	Montana St.	87 63
												256	N	Indiana St.	45 57
												289	A	Sacramento St.	64 79
												289	H	Sacramento St.	68 59
												300	H	Long Beach St.	67 60
												302	A	Northern Ari z.	69 52
												302	H	Northern Ari z.	70 62
												323	H	Cal St. Fullerton	68 47
												329	A	Southern Utah	74 65
												329	H	Southern Utah	81 71

LAST 12 Division I GAMES:															
232	H	Montana St.	87 63	37	H	Northern Colo.	58 64								
148	H	Idaho	56 67	302	A	Northern Ari z.	69 52								
145	H	Eastern Wash.	72 75	329	A	Southern Utah	74 65								
289	A	Sacramento St.	64 79	232	A	Montana St.	64 81								
135	A	Portland St.	53 70	135	H	Portland St.	69 53								
161	H	North Dakota	53 51	289	H	Sacramento St.	68 59								

Non-Div I Games: Rocky Mountain 54 38

Montana

Average RPI Win:	241	WON-LOST	WINNING	LAST 10	STRENGTH OF	OPP. STRENGTH	TEAM	ADJ.	CONF.	ADJ CONF.
Average RPI Loss:	160	RECORD	PCT. RANK	GAMES	SCHEDULE	OF SCHEDULE	RPI	RPI	RPI	RPI
DIV. I ONLY	12- 13	190	5- 5	305	147	232	232	19	19	
DIV. I NON-CONF.	4- 5	202	0- 0	222	223	188	188	13	13	

TOTALS	RPI 1-25	RPI 26-50	W-L RECORDS	RPI 51-100	RPI 101-999	RPI 201+				
12- 13	0- 0	0- 3	OVERALL	1- 0	11- 10	8- 5				
8- 3	0- 0	0- 1	HOME	1- 0	7- 2	4- 0				
3- 9	0- 0	0- 2	AWAY	0- 0	3- 7	3- 4				
1- 1	0- 0	0- 0	NEUTRAL	0- 0	1- 1	1- 1				
4- 5	0- 0	0- 1	NON-CONFERENCE	1- 0	3- 4	2- 3				
2- 0	0- 0	0- 0	HOME	1- 0	1- 0	0- 0				
1- 4	0- 0	0- 1	AWAY	0- 0	1- 3	1- 2				
1- 1	0- 0	0- 0	NEUTRAL	0- 0	1- 1	1- 1				
8- 8	0- 0	0- 2	CONFERENCE	0- 0	8- 6	6- 2				
6- 3	0- 0	0- 1	HOME	0- 0	6- 2	4- 0				
2- 5	0- 0	0- 1	AWAY	0- 0	2- 4	2- 2				
0- 0	0- 0	0- 0	NEUTRAL	0- 0	0- 0	0- 0				

RPI	S	Opponent	Score	RPI	S	Opponent	Score	RPI	S	Opponent	Score	RPI	S	Opponent	Score
37	A	Northern Colo.	69 82	37	H	Northern Colo.	63 78	62	H	Wyoming	50 46	123	H	SFA	59 54
45	A	Southern California	47 98									135	A	Portland St.	53 62
												135	H	Portland St.	60 69
												143	A	BYU	54 75
												145	H	Eastern Wash.	77 74
												148	H	Idaho	77 95
												161	A	North Dakota	70 79
												161	H	North Dakota	72 56
												217	N	Nevada	53 67
												238	A	Omaha	53 64
												240	A	Montana	63 87
												240	H	Montana	81 64
												249	A	Hawaii	75 81
												289	A	Sacramento St.	77 88
												289	H	Sacramento St.	85 50
												300	A	Long Beach St.	62 51
												302	A	Northern Ariz.	78 56
												302	H	Northern Ariz.	81 39
												305	N	Utah St.	64 52
												329	A	Southern Utah	63 57
												329	H	Southern Utah	91 71
LAST 12 Division I GAMES:															
240	A	Montana	63 87	161	H	North Dakota	72 56								
145	H	Eastern Wash.	77 74	329	A	Southern Utah	63 57								
148	H	Idaho	77 95	302	A	Northern Ariz.	78 56								
135	A	Portland St.	53 62	240	H	Montana	81 64								
289	A	Sacramento St.	77 88	289	H	Sacramento St.	85 50								
37	H	Northern Colo.	63 78	135	H	Portland St.	60 69								

Non-Div I Games: Mont. St. Billings 67 47 Providence (MT) 66 31

Montana St.

Average RPI Win:	275	WON-LOST	WINNING	LAST 10	STRENGTH OF	OPP. STRENGTH	TEAM	ADJ.	CONF.	ADJ CONF.
Average RPI Loss:	161	RECORD	PCT. RANK	GAMES	SCHEDULE	OF SCHEDULE	RPI	RPI	RPI	RPI
DIV. I ONLY	19- 10	87	7- 3	332	277	187	187	25	25	
DIV. I NON-CONF.	7- 4	102	0- 0	338	283	221	221	27	27	

TOTALS	RPI 1-25	RPI 26-50	W-L RECORDS	RPI 51-100	RPI 101-999	RPI 201+				
19- 10	0- 0	0- 0	OVERALL	0- 4	19- 6	16- 3				
8- 5	0- 0	0- 0	HOME	0- 1	8- 4	6- 2				
11- 5	0- 0	0- 0	AWAY	0- 0	11- 0	10- 0				
0- 0	0- 0	0- 0	NEUTRAL	0- 0	0- 0	0- 0				
7- 4	0- 0	0- 0	NON-CONFERENCE	0- 2	7- 2	6- 2				
2- 2	0- 0	0- 0	HOME	0- 0	2- 2	1- 2				
5- 2	0- 0	0- 0	AWAY	0- 2	5- 0	5- 0				
0- 0	0- 0	0- 0	NEUTRAL	0- 0	0- 0	0- 0				
12- 6	0- 0	0- 0	CONFERENCE	0- 2	12- 4	10- 1				
6- 3	0- 0	0- 0	HOME	0- 1	6- 2	5- 0				
6- 3	0- 0	0- 0	AWAY	0- 1	6- 2	5- 1				
0- 0	0- 0	0- 0	NEUTRAL	0- 0	0- 0	0- 0				

RPI 1-25				RPI 26-50				RPI 51-100				RPI 101+				Team's RPI: 187
RPI	S	Opponent	Score	RPI	S	Opponent	Score	RPI	S	Opponent	Score	RPI	S	Opponent	Score	
								68	A	Belmont	56 80	159	H	Southern Ill.	85 81	
								68	H	Belmont	62 83	165	H	SIUE	51 66	
								71	A	West Virginia	56 66	178	A	UT Martin	81 76	
								89	A	Kentucky	53 86	178	H	UT Martin	88 75	
												183	A	Jacksonville St.	64 70	
												183	H	Jacksonville St.	65 67	
												218	H	Gardner-Webb	60 68	
												219	A	Southeast Mo. St.	59 56	
												219	H	Southeast Mo. St.	60 58	
												243	A	Austin Peay	66 59	
												247	H	North Florida	56 61	
												261	A	Lipscomb	75 55	
												270	A	St. Francis Brooklyn	73 59	
												279	A	Canisius	76 52	
												289	H	Sacramento St.	75 71	
												296	A	Murray St.	82 80	
												313	A	Tennessee Tech	74 67	
												313	H	Tennessee Tech	53 51	
												315	A	Eastern Ky.	56 59	
												315	H	Eastern Ky.	62 51	
												330	A	Tennessee St.	71 69	
												330	H	Tennessee St.	97 81	
												345	A	Chicago St.	79 40	
												346	H	Eastern Ill.	89 81	
												349	A	Evansville	82 75	
LAST 12 Division I GAMES:																
				315	H	Eastern Ky.	62 51	68	H	Belmont	62 83					
				178	H	UT Martin	88 75	330	H	Tennessee St.	97 81					
				68	A	Belmont	56 80	243	A	Austin Peay	66 59					
				330	A	Tennessee St.	71 69	296	A	Murray St.	82 80					
				315	A	Eastern Ky.	56 59	313	H	Tennessee Tech	53 51					
				219	H	Southeast Mo. St.	60 58	183	H	Jacksonville St.	65 67					

Non-Div I Games: Brescia 120 41 Ky. Christian 115 39

Morehead St.

Average RPI Win: 313

Average RPI Loss: 179

WON-LOST
RECORDWINNING
PCT. RANKLAST 10
GAMESSTRENGTH OF
SCHEDULEOPP. STRENGTH
OF SCHEDULETEAM
RPIADJ.
RPICONF.
RPIADJ CONF.
RPI

DIV. I ONLY	12- 13	190	4- 6	340	320	263	263	31	31
DIV. I NON-CONF.	5- 6	187	0- 0	261	211	198	198	30	30

TOTALS	RPI 1-25	RPI 26-50	W-L RECORDS	RPI 51-100	RPI 101-999	RPI 201+			
12- 13	0- 1	0- 2	OVERALL	0- 1	12- 9	12- 7			
7- 3	0- 0	0- 0	HOME	0- 0	7- 3	7- 2			
5- 9	0- 0	0- 0	AWAY	0- 0	5- 0	5- 0			
0- 1	0- 1	0- 0	NEUTRAL	0- 0	0- 0	0- 0			
5- 6	0- 1	0- 2	NON-CONFERENCE	0- 1	5- 2	5- 1			
3- 0	0- 0	0- 0	HOME	0- 0	3- 0	3- 0			
2- 5	0- 0	0- 2	AWAY	0- 1	2- 2	2- 1			
0- 1	0- 1	0- 0	NEUTRAL	0- 0	0- 0	0- 0			
7- 7	0- 0	0- 0	CONFERENCE	0- 0	7- 7	7- 6			
4- 3	0- 0	0- 0	HOME	0- 0	4- 3	4- 2			
3- 4	0- 0	0- 0	AWAY	0- 0	3- 4	3- 4			
0- 0	0- 0	0- 0	NEUTRAL	0- 0	0- 0	0- 0			

RPI 1-25				RPI 26-50				RPI 51-100				RPI 101+ Team's RPI: 263			
RPI	S	Opponent	Score	RPI	S	Opponent	Score	RPI	S	Opponent	Score	RPI	S	Opponent	Score
17	N	Iowa	46 90	30	A	Syracuse	68 95	71	A	West Virginia	41 84	119	H	Bethune-Cookman	57 64
				31	A	Dayton	52 88					122	A	Colorado St.	44 60
												202	A	Hampton	60 63
												203	A	N. C. A&T	60 67
												206	A	Norfolk St.	55 53
												264	H	Howard	61 68
												277	H	UMES	63 50
												292	H	Mt. St. Mary's	75 67
												295	A	Central Conn. St.	61 41
												301	A	Marshall	68 73
												308	H	FIU	62 51
												316	A	Coppin St.	53 55
												324	A	N. C. Central	57 60
												328	H	South Carolina St.	65 55
												332	H	Delaware St.	54 62
												339	A	Savannah St.	70 41
												339	H	Savannah St.	73 67
												341	A	Florida A&M	59 44
												341	H	Florida A&M	61 56
												342	H	NJIT	55 43
												347	A	UMass Lowell	65 59
LAST 12 Division I GAMES:															
202	A	Hampton	60 63	328	H	South Carolina St.	65 55								
119	H	Bethune-Cookman	57 64	332	H	Delaware St.	54 62								
341	A	Florida A&M	59 44	316	A	Coppin St.	53 55								
339	A	Savannah St.	70 41	324	A	N. C. Central	57 60								
264	H	Howard	61 68	203	A	N. C. A&T	60 67								
206	A	Norfolk St.	55 53	339	H	Savannah St.	73 67								

Non-Div I Games: Cheyney 123 53 Lincoln (PA) 60 41

Morgan St.

Average RPI Win:	282	WON-LOST	WINNING	LAST 10	STRENGTH OF	OPP. STRENGTH	TEAM	ADJ.	CONF.	ADJ CONF.
Average RPI Loss:	219	RECORD	PCT. RANK	GAMES	SCHEDULE	OF SCHEDULE	RPI	RPI	RPI	RPI
DIV. I ONLY	9- 18	261	3- 7	309	308	292	292	29	29	
DIV. I NON-CONF.	3- 8	268	0- 0	213	239	257	257	29	29	

TOTALS	RPI 1-25	RPI 26-50	W-L RECORDS	RPI 51-100	RPI 101-999	RPI 201+				
9- 18	0- 2	0- 0	OVERALL	0- 0	9- 16	9- 13				
5- 6	0- 0	0- 0	HOME	0- 0	5- 6	5- 5				
4- 12	0- 0	0- 0	AWAY	0- 0	4- 0	4- 0				
0- 0	0- 0	0- 0	NEUTRAL	0- 0	0- 0	0- 0				
3- 8	0- 2	0- 0	NON-CONFERENCE	0- 0	3- 6	3- 5				
2- 1	0- 0	0- 0	HOME	0- 0	2- 1	2- 1				
1- 7	0- 2	0- 0	AWAY	0- 0	1- 5	1- 4				
0- 0	0- 0	0- 0	NEUTRAL	0- 0	0- 0	0- 0				
6- 10	0- 0	0- 0	CONFERENCE	0- 0	6- 10	6- 8				
3- 5	0- 0	0- 0	HOME	0- 0	3- 5	3- 4				
3- 5	0- 0	0- 0	AWAY	0- 0	3- 5	3- 4				
0- 0	0- 0	0- 0	NEUTRAL	0- 0	0- 0	0- 0				

RPI 1-25				RPI 26-50				RPI 51-100				RPI 101+ Team's RPI: 292			
RPI	S	Opponent	Score	RPI	S	Opponent	Score	RPI	S	Opponent	Score	RPI	S	Opponent	Score
1	A	Notre Dame	65 121									118	A	Saint Francis (PA)	88 92
20	A	Maryland	57 97									129	H	Robert Morris	68 77
												184	A	Lehigh	71 75
												216	A	Xavier	45 66
												218	H	Gardner-Webb	67 75
												236	H	Loyola Maryland	71 63
												260	A	Sacred Heart	44 56
												260	H	Sacred Heart	52 82
												262	H	Rider	82 78
												263	A	Morgan St.	67 75
												265	A	Fairfield	65 76
												270	A	St. Francis Brooklyn	73 82
												270	H	St. Francis Brooklyn	56 75
												272	A	LIU Brooklyn	48 53
												272	H	LIU Brooklyn	59 61
												277	A	UMES	66 63
												278	A	Fairleigh Dickinson	55 53
												278	H	Fairleigh Dickinson	55 52
												285	A	Bryant	68 63
												285	H	Bryant	64 67
												295	A	Central Conn. St.	68 56
												295	H	Central Conn. St.	76 56
												316	A	Coppin St.	54 68
												331	A	Wagner	68 69
												331	H	Wagner	79 56
LAST 12 Division I GAMES:															
331	A	Wagner	68 69	272	H	LIU Brooklyn	59 61								
295	H	Central Conn. St.	76 56	331	H	Wagner	79 56								
285	H	Bryant	64 67	129	H	Robert Morris	68 77								
260	A	Sacred Heart	44 56	118	A	Saint Francis (PA)	88 92								
278	A	Fairleigh Dickinson	55 53	272	A	LIU Brooklyn	48 53								
270	H	St. Francis Brooklyn	56 75	270	A	St. Francis Brooklyn	73 82								

Non-Div I Games:

Mt. St. Mary's

Average RPI Win:	303	WON-LOST	WINNING	LAST 10	STRENGTH OF	OPP. STRENGTH	TEAM	ADJ.	CONF.	ADJ CONF.
Average RPI Loss:	180	RECORD	PCT. RANK	GAMES	SCHEDULE	OF SCHEDULE	RPI	RPI	RPI	RPI
DIV. I ONLY	10- 18	250	4- 6	326	269	296	296	25	25	
DIV. I NON-CONF.	3- 7	254	0- 0	324	217	311	311	27	27	

TOTALS	RPI 1-25	RPI 26-50	W-L RECORDS	RPI 51-100	RPI 101-999	RPI 201+				
10- 18	0- 1	0- 0	OVERALL	0- 2	10- 15	10- 6				
6- 7	0- 0	0- 0	HOME	0- 0	6- 7	6- 1				
4- 11	0- 1	0- 0	AWAY	0- 2	4- 8	4- 5				
0- 0	0- 0	0- 0	NEUTRAL	0- 0	0- 0	0- 0				
3- 7	0- 1	0- 0	NON-CONFERENCE	0- 1	3- 5	3- 3				
2- 2	0- 0	0- 0	HOME	0- 0	2- 2	2- 0				
1- 5	0- 1	0- 0	AWAY	0- 1	1- 3	1- 3				
0- 0	0- 0	0- 0	NEUTRAL	0- 0	0- 0	0- 0				
7- 11	0- 0	0- 0	CONFERENCE	0- 1	7- 10	7- 3				
4- 5	0- 0	0- 0	HOME	0- 0	4- 5	4- 1				
3- 6	0- 0	0- 0	AWAY	0- 1	3- 5	3- 2				
0- 0	0- 0	0- 0	NEUTRAL	0- 0	0- 0	0- 0				

RPI 1-25				RPI 26-50				RPI 51-100				RPI 101+ Team's RPI: 296			
RPI	S	Opponent	Score	RPI	S	Opponent	Score	RPI	S	Opponent	Score	RPI	S	Opponent	Score
5	A	Louisville	51 115					68	A	Belmont	65 70	113	H	ETSU	68 96
								86	A	Alabama	47 68	120	H	Butler	59 88
												165	A	SIUE	68 77
												165	H	SIUE	70 75
												178	A	UT Martin	67 85
												178	H	UT Martin	80 97
												183	A	Jacksonville St.	65 97
												183	H	Jacksonville St.	55 59
												187	H	Morehead St.	80 82
												219	A	Southeast Mo. St.	70 80
												219	H	Southeast Mo. St.	74 85
												227	A	UNCG	63 52
												243	A	Austin Peay	69 75
												243	H	Austin Peay	91 65
												254	H	Northern Ky.	98 87
												261	A	Lipscomb	64 65
												313	A	Tennessee Tech	72 63
												313	H	Tennessee Tech	80 73
												315	H	Eastern Ky.	75 68
												319	A	Alabama A&M	54 71
												330	A	Tennessee St.	85 73
												340	H	Mississippi Val.	64 63
												346	A	Eastern Ill.	70 63
												346	H	Eastern Ill.	72 61
												349	A	Evansville	81 89

LAST 12 Division I GAMES:															
243	A	Austin Peay	69 75	178	A	UT Martin	67 85	219	A	Southeast Mo. St.	70 80	315	H	Eastern Ky.	75 68
346	A	Eastern Ill.	70 63	315	H	Eastern Ky.	75 68	187	H	Morehead St.	80 82	330	A	Tennessee St.	85 73
313	H	Tennessee Tech	80 73	187	H	Morehead St.	80 82	68	A	Belmont	65 70				
183	H	Jacksonville St.	55 59												
165	A	SIUE	68 77												
243	H	Austin Peay	91 65												

Non-Div I Games: Bethel (TN) 81 76

Murray St.

Loss,
Non-Conf,
S Site,
H Home
A Away
N Neutral

Average RPI Win: 299

Average RPI Loss: 96

WON-LOST
RECORDWINNING
PCT. RANKLAST 10
GAMESSTRENGTH OF
SCHEDULEOPP. STRENGTH
OF SCHEDULETEAM
RPIADJ.
RPICONF.
RPIADJ CONF.
RPI

DIV. I ONLY	16- 8	80	9- 1	334	255	203	203	31	31
DIV. I NON-CONF.	3- 7	254	0- 0	184	60	270	270	30	30
<hr/>									
TOTALS	RPI 1-25	RPI 26-50	W-L RECORDS	RPI 51-100	RPI 101-999	RPI 201+			
16- 8	0- 0	0- 1	OVERALL	0- 5	16- 2	16- 1			
10- 3	0- 0	0- 1	HOME	0- 1	10- 1	10- 1			
6- 3	0- 0	0- 0	AWAY	0- 2	6- 1	6- 0			
0- 2	0- 0	0- 0	NEUTRAL	0- 2	0- 0	0- 0			
3- 7	0- 0	0- 1	NON-CONFERENCE	0- 5	3- 1	3- 0			
3- 2	0- 0	0- 1	HOME	0- 1	3- 0	3- 0			
0- 3	0- 0	0- 0	AWAY	0- 2	0- 1	0- 0			
0- 2	0- 0	0- 0	NEUTRAL	0- 2	0- 0	0- 0			
13- 1	0- 0	0- 0	CONFERENCE	0- 0	13- 1	13- 1			
7- 1	0- 0	0- 0	HOME	0- 0	7- 1	7- 1			
6- 0	0- 0	0- 0	AWAY	0- 0	6- 0	6- 0			
0- 0	0- 0	0- 0	NEUTRAL	0- 0	0- 0	0- 0			

RPI 1-25				RPI 26-50				RPI 51-100				RPI 101+ Team's RPI: 203			
RPI	S	Opponent	Score	RPI	S	Opponent	Score	RPI	S	Opponent	Score	RPI	S	Opponent	Score
				28	H	Georgia	63 73	51	H	Elon	59 90	178	A	UT Martin	63 76
								56	N	Harvard	60 64	202	H	Hampton	51 63
								73	N	Duquesne	60 73	206	H	Norfolk St.	53 51
								82	A	Ohio	65 72	263	H	Morgan St.	67 60
								98	A	Auburn	53 63	264	A	Howard	76 68
												264	H	Howard	91 53
												273	H	Appalachian St.	81 56
												277	A	UMES	57 45
												277	H	UMES	65 60
												316	H	Coppin St.	64 63
												318	H	Western Caro.	68 59
												324	H	N. C. Central	67 54
												326	H	Ga. Southern	60 49
												328	A	South Carolina St.	74 54
												332	A	Delaware St.	66 48
												332	H	Delaware St.	75 55
												339	A	Savannah St.	69 44
												341	A	Florida A&M	73 52
<hr/>															
LAST 12 Division I GAMES:															
				341	A	Florida A&M	73 52	332	H	Delaware St.	75 55				
				277	H	UMES	65 60	206	H	Norfolk St.	53 51				
				264	H	Howard	91 53	324	H	N. C. Central	67 54				
				339	A	Savannah St.	69 44	264	A	Howard	76 68				
				328	A	South Carolina St.	74 54	277	A	UMES	57 45				
				202	H	Hampton	51 63	316	H	Coppin St.	64 63				

Non-Div I Games: Saint Augustine's 94 42 St. Andrews 90 40

N. C. A&T

Loss,
Non-Conf, S Site,
H Home
A Away
N Neutral

Average RPI Win:	311	WON-LOST	WINNING	LAST 10	STRENGTH OF	OPP. STRENGTH	TEAM	ADJ.	CONF.	ADJ CONF.
Average RPI Loss:	212	RECORD	PCT. RANK	GAMES	SCHEDULE	OF SCHEDULE	RPI	RPI	RPI	RPI
DIV. I ONLY	7- 19	288	3- 7	319	328	324	324	31	31	
DIV. I NON-CONF.	1- 11	331	0- 0	269	281	341	341	30	30	

TOTALS	RPI 1-25	RPI 26-50	W-L RECORDS	RPI 51-100	RPI 101-999	RPI 201+				
7- 19	0- 0	0- 1	OVERALL	0- 1	7- 17	7- 14				
5- 5	0- 0	0- 1	HOME	0- 0	5- 4	5- 4				
2- 14	0- 0	0- 0	AWAY	0- 1	2- 13	2- 10				
0- 0	0- 0	0- 0	NEUTRAL	0- 0	0- 0	0- 0				
1- 11	0- 0	0- 1	NON-CONFERENCE	0- 1	1- 9	1- 7				
1- 2	0- 0	0- 1	HOME	0- 0	1- 1	1- 1				
0- 9	0- 0	0- 0	AWAY	0- 1	0- 8	0- 6				
0- 0	0- 0	0- 0	NEUTRAL	0- 0	0- 0	0- 0				
6- 8	0- 0	0- 0	CONFERENCE	0- 0	6- 8	6- 7				
4- 3	0- 0	0- 0	HOME	0- 0	4- 3	4- 3				
2- 5	0- 0	0- 0	AWAY	0- 0	2- 5	2- 4				
0- 0	0- 0	0- 0	NEUTRAL	0- 0	0- 0	0- 0				

RPI 1-25	RPI 26-50	RPI 51-100	RPI 101+	Team's RPI: 324
RPI S Opponent Score	RPI S Opponent Score	RPI S Opponent Score	RPI S Opponent Score	RPI S Opponent Score
	35 H Oregon St. 44 97	51 A Elon 50 78	115 A Iowa St. 58 99	
			119 A Bethune-Cookman 47 57	
			122 A Colorado St. 48 85	
			202 H Hampton 53 62	
			203 A N. C. A&T 54 67	
			206 H Norfolk St. 60 75	
			207 A East Carolina 61 73	
			235 A Coastal Caro. 65 68	
			250 A Presbyterian 60 69	
			255 A UNCW 63 89	
			263 H Morgan St. 60 57	
			264 A Howard 54 69	
			264 H Howard 78 77	
			269 H Campbell 51 58	
			277 A UMES 73 84	
			277 H UMES 69 80	
			294 A USC Upstate 61 66	
			298 A Wofford 56 77	
			316 H Coppin St. 60 52	
			328 A South Carolina St. 81 63	
			332 A Delaware St. 74 67	
			332 H Delaware St. 76 60	
			341 A Florida A&M 81 84	
			344 H Longwood 87 75	
LAST 12 Division I GAMES:				
	328 A South Carolina St. 81 63	202 H Hampton 53 62		
	264 H Howard 78 77	203 A N. C. A&T 54 67		
	277 H UMES 69 80	277 A UMES 73 84		
	119 A Bethune-Cookman 47 57	264 A Howard 54 69		
	341 A Florida A&M 81 84	263 H Morgan St. 60 57		
	332 H Delaware St. 76 60	316 H Coppin St. 60 52		

Non-Div I Games: Johnson & Wales (NC) 8 51

N. C. Central

N
C
S
t
a
t
e

NC State					Through Games Of Feb. 25, 2018										
Average RPI	Win:	123	WON-LOST	WINNING	LAST 10	STRENGTH OF	OPP. STRENGTH	TEAM	ADJ.	CONF.	ADJ CONF.				
Average RPI	Loss:	25	RECORD	PCT. RANK	GAMES	SCHEDULE	OF SCHEDULE	RPI	RPI	RPI	RPI				
DIV. I ONLY	22- 7	45	8- 2	31	8	21	21	1	1						
DIV. I NON-CONF.	11- 2	22	0- 0	83	53	25	25	1	1						

TOTALS	RPI 1-25		RPI 26-50		W-L RECORDS	RPI 51-100		RPI 101-999		RPI 201+					
22- 7	1- 3		1- 4		OVERALL	5- 0		15- 0		2- 0					
14- 2	1- 1		1- 1		HOME	3- 0		9- 0		1- 0					
7- 4	0- 2		0- 2		AWAY	1- 0		6- 0		1- 0					
1- 1	0- 0		0- 1		NEUTRAL	1- 0		0- 0		0- 0					
11- 2	0- 0		0- 2		NON-CONFERENCE	3- 0		8- 0		2- 0					
8- 0	0- 0		0- 0		HOME	2- 0		6- 0		1- 0					
2- 1	0- 0		0- 1		AWAY	0- 0		2- 0		1- 0					
1- 1	0- 0		0- 1		NEUTRAL	1- 0		0- 0		0- 0					
11- 5	1- 3		1- 2		CONFERENCE	2- 0		7- 0		0- 0					
6- 2	1- 1		1- 1		HOME	1- 0		3- 0		0- 0					
5- 3	0- 2		0- 1		AWAY	1- 0		4- 0		0- 0					
0- 0	0- 0		0- 0		NEUTRAL	0- 0		0- 0		0- 0					

RPI 1-25 Team's RPI: 21				RPI 26-50				RPI 51-100				RPI 101+			
RPI	S	Opponent	Score	RPI	S	Opponent	Score	RPI	S	Opponent	Score	RPI	S	Opponent	Score
1	A	Notre Dame	67 86	30	H	Syracuse	60 56	51	H	El on	70 57	108	A	Wake Forest	82 68
5	H	Louisville	47 55	32	N	South Dakota St.	67 75	64	H	Georgi a Tech	56 43	108	H	Wake Forest	74 61
7	H	Florida St.	65 56	34	H	Vi rgi ni a	63 73	76	A	Vi rgi ni a Tech	68 51	110	A	North Carolina	66 53
12	A	Duke	56 69	41	A	Rutgers	53 57	86	N	Al abama	68 49	110	H	North Carolina	73 54
				48	A	Mi ami (FL)	48 52	97	H	Jacksonvi lle	64 44	111	H	Georgetown	63 49

N
C
S
t
a
t
e

Non-Div I Games:

NC State

Average RPI Win:	265	WON-LOST	WINNING	LAST 10	STRENGTH OF	OPP. STRENGTH	TEAM	ADJ.	CONF.	ADJ CONF.
Average RPI Loss:	202	RECORD	PCT. RANK	GAMES	SCHEDULE	OF SCHEDULE	RPI	RPI	RPI	RPI
DIV. I ONLY	3- 25	336	2- 8	264	295	342	342	23	23	
DIV. I NON-CONF.	1- 13	336	0- 0	279	337	345	345	22	22	

TOTALS	RPI 1-25	RPI 26-50	W-L RECORDS	RPI 51-100	RPI 101-999	RPI 201+				
3- 25	0- 0	0- 3	OVERALL	0- 3	3- 19	3- 13				
2- 12	0- 0	0- 1	HOME	0- 2	2- 9	2- 8				
1- 13	0- 0	0- 2	AWAY	0- 1	1- 10	1- 5				
0- 0	0- 0	0- 0	NEUTRAL	0- 0	0- 0	0- 0				
1- 13	0- 0	0- 1	NON-CONFERENCE	0- 1	1- 11	1- 7				
1- 6	0- 0	0- 0	HOME	0- 1	1- 5	1- 5				
0- 7	0- 0	0- 1	AWAY	0- 0	0- 6	0- 2				
0- 0	0- 0	0- 0	NEUTRAL	0- 0	0- 0	0- 0				
2- 12	0- 0	0- 2	CONFERENCE	0- 2	2- 8	2- 6				
1- 6	0- 0	0- 1	HOME	0- 1	1- 4	1- 3				
1- 6	0- 0	0- 1	AWAY	0- 1	1- 4	1- 3				
0- 0	0- 0	0- 0	NEUTRAL	0- 0	0- 0	0- 0				

RPI 1-25				RPI 26-50				RPI 51-100				RPI 101+ Team's RPI: 342			
RPI	S	Opponent	Score	RPI	S	Opponent	Score	RPI	S	Opponent	Score	RPI	S	Opponent	Score
32	A	South Dakota St.	48 92	69	H	Penn	38 77	106	A	Dartmouth	50 81				
50	A	FGCU	66 90	97	A	Jacksonville	53 73	151	A	Binghamton	36 67				
50	H	FGCU	43 89	97	H	Jacksonville	58 88	160	A	Army West Point	49 79				
								184	A	Lehigh	50 64				
								185	A	Stetson	55 73				
								185	H	Stetson	53 72				
								247	A	North Florida	66 62				
								247	H	North Florida	75 65				
								261	A	Lipscomb	58 66				
								261	H	Lipscomb	58 74				
								262	H	Rider	64 79				
								263	A	Morgan St.	43 55				
								271	H	Cornell	46 61				
								272	H	LIU Brooklyn	49 67				
								278	H	Fairleigh Dickinson	70 74				
								286	A	North Dakota St.	58 105				
								294	A	USC Upstate	67 74				
								294	H	USC Upstate	57 95				
								299	A	Kennesaw St.	65 80				
								299	H	Kennesaw St.	58 61				
								300	H	Long Beach St.	73 57				
								348	H	Saint Peter's	52 59				
LAST 12 Division I GAMES:															
294	A	USC Upstate	67 74	261	A	Lipscomb	58 66								
97	A	Jacksonville	53 73	299	A	Kennesaw St.	65 80								
247	A	North Florida	66 62	261	H	Lipscomb	58 74								
50	H	FGCU	43 89	247	H	North Florida	75 65								
185	H	Stetson	53 72	97	H	Jacksonville	58 88								
299	H	Kennesaw St.	58 61	185	A	Stetson	55 73								

Non-Div I Games: St. Joseph's (Brklyn) 106 42

NJIT

Average RPI Win:	235	WON-LOST	WINNING	LAST 10	STRENGTH OF	OPP. STRENGTH	TEAM	ADJ.	CONF.	ADJ CONF.
Average RPI Loss:	127	RECORD	PCT. RANK	GAMES	SCHEDULE	OF SCHEDULE	RPI	RPI	RPI	RPI
DIV. I ONLY	21- 6	40	7- 3	263	215	88	88	15	15	
DIV. I NON-CONF.	9- 1	19	0- 0	294	327	73	73	18	18	

TOTALS	RPI 1-25	RPI 26-50	W-L RECORDS	RPI 51-100	RPI 101-999	RPI 201+				
21- 6	0- 0	0- 0	OVERALL	0- 4	21- 2	16- 1				
13- 1	0- 0	0- 0	HOME	0- 1	13- 0	11- 0				
8- 5	0- 0	0- 0	AWAY	0- 3	8- 2	5- 1				
0- 0	0- 0	0- 0	NEUTRAL	0- 0	0- 0	0- 0				
9- 1	0- 0	0- 0	NON-CONFERENCE	0- 1	9- 0	7- 0				
6- 0	0- 0	0- 0	HOME	0- 0	6- 0	6- 0				
3- 1	0- 0	0- 0	AWAY	0- 1	3- 0	1- 0				
0- 0	0- 0	0- 0	NEUTRAL	0- 0	0- 0	0- 0				
12- 5	0- 0	0- 0	CONFERENCE	0- 3	12- 2	9- 1				
7- 1	0- 0	0- 0	HOME	0- 1	7- 0	5- 0				
5- 4	0- 0	0- 0	AWAY	0- 2	5- 2	4- 1				
0- 0	0- 0	0- 0	NEUTRAL	0- 0	0- 0	0- 0				

RPI 1-25				RPI 26-50				RPI 51-100				Team's RPI: 88				RPI 101+			
RPI	S	Opponent	Score	RPI	S	Opponent	Score	RPI	S	Opponent	Score	RPI	S	Opponent	Score	RPI	S	Opponent	Score
								60	A	American	41	46	160	A	Army West Point	55	46		
								93	A	Bucknell	39	47	160	H	Army West Point	70	44		
								93	H	Bucknell	40	49	174	A	Marist	77	70		
								94	A	New Mexico	87	94	184	A	Lehigh	63	66		
													184	H	Lehigh	53	50		
													200	A	Richmond	76	56		
													206	H	Norfolk St.	70	51		
													212	A	Boston U.	64	59		
													212	H	Boston U.	59	48		
													231	A	Lafayette	59	43		
													231	H	Lafayette	65	59		
													236	A	Loyola Maryland	40	58		
													236	H	Loyola Maryland	73	44		
													244	A	Holy Cross	65	58		
													244	H	Holy Cross	62	54		
													251	H	St. Bonaventure	86	48		
													262	H	Rider	63	44		
													272	A	LIU Brooklyn	79	47		
													281	A	Colgate	69	42		
													281	H	Colgate	70	54		
													286	H	North Dakota St.	67	54		
													291	H	Monmouth	73	49		
													310	H	Air Force	71	64		
LAST 12 Division I GAMES:																			
236	A	Loyola Maryland	40	58	281	A	Colgate	69	42										
93	H	Bucknell	40	49	184	H	Lehigh	53	50										
212	H	Boston U.	59	48	93	A	Bucknell	39	47										
231	A	Lafayette	59	43	212	A	Boston U.	64	59										
160	A	Army West Point	55	46	231	H	Lafayette	65	59										
244	H	Holy Cross	62	54	160	H	Army West Point	70	44										

Non-Div I Games: Emory & Henry 88 57

Navy

Average RPI	Win:	150	WON-LOST	WINNING	LAST 10	STRENGTH OF	OPP. STRENGTH	TEAM	ADJ.	CONF.	ADJ CONF.
Average RPI	Loss:	51	RECORD	PCT. RANK	GAMES	SCHEDULE	OF SCHEDULE	RPI	RPI	RPI	RPI
DIV. I ONLY		20- 9	68	7- 3	78	38	65	65	3	3	
DIV. I NON-CONF.		9- 4	82	0- 0	243	64	139	139	4	4	

TOTALS	RPI 1-25		RPI 26-50		W-L RECORDS		RPI 51-100		RPI 101-999		RPI 201+
20- 9	2- 4		2- 2		OVERALL		4- 1		12- 2		7- 0
10- 6	1- 2		0- 2		HOME		2- 0		7- 2		4- 0
9- 2	1- 1		2- 0		AWAY		2- 1		4- 0		2- 0
1- 1	0- 1		0- 0		NEUTRAL		0- 0		1- 0		1- 0
9- 4	0- 1		0- 1		NON-CONFERENCE		1- 0		8- 2		5- 0
5- 3	0- 0		0- 1		HOME		0- 0		5- 2		3- 0
3- 0	0- 0		0- 0		AWAY		1- 0		2- 0		1- 0
1- 1	0- 1		0- 0		NEUTRAL		0- 0		1- 0		1- 0
11- 5	2- 3		2- 1		CONFERENCE		3- 1		4- 0		2- 0
5- 3	1- 2		0- 1		HOME		2- 0		2- 0		1- 0
6- 2	1- 1		2- 0		AWAY		1- 1		2- 0		1- 0
0- 0	0- 0		0- 0		NEUTRAL		0- 0		0- 0		0- 0

RPI	S	Opponent	Score	RPI	S	Opponent	Score	RPI	S	Opponent	Score	RPI	S	Opponent	Score
6	H	Ohio St.	61 73	38	H	Michigan	64 69	53	A	Indiana	75 83	105	H	Washington St.	61 73
14	N	Buffalo	72 82	41	A	Rutgers	52 42	55	H	Purdue	75 51	137	H	Arkansas	80 69
17	A	Iowa	92 74	46	A	Minnesota	79 74	61	A	Michigan St.	79 69	152	A	Kansas	66 49
17	H	Iowa	74 65	49	H	Creighton	49 64	77	A	Drake	89 84	157	H	Clemson	66 67
20	A	Maryland	75 77					87	H	Penn St.	59 51	165	H	SIUE	62 53
20	H	Maryland	57 64									170	A	Northwestern	69 59
												190	H	Wisconsin	51 48
												221	A	Illinois	80 72
												221	H	Illinois	62 47
												230	H	Fla. Atlantic	86 69
												235	N	Coastal Caro.	55 47
												253	A	San Jose St.	81 55
												283	H	UMKC	80 60
												337	H	Ark.-Pine Bluff	73 52

Team's RPI: 65															
LAST 12 Division I GAMES:															
20	A	Maryland	75 77	221	H	Illinois	62 47								
87	H	Penn St.	59 51	17	A	Iowa	92 74								
53	A	Indiana	75 83	55	H	Purdue	75 51								
61	A	Michigan St.	79 69	41	A	Rutgers	52 42								
190	H	Wisconsin	51 48	17	H	Iowa	74 65								
20	H	Maryland	57 64	38	H	Michigan	64 69								

Non-Div I Games:

Nebraska

Average RPI Win:	228	WON-LOST	WINNING	LAST 10	STRENGTH OF	OPP. STRENGTH	TEAM	ADJ.	CONF.	ADJ CONF.
Average RPI Loss:	135	RECORD	PCT. RANK	GAMES	SCHEDULE	OF SCHEDULE	RPI	RPI	RPI	RPI
DIV. I ONLY	11- 15	220	2- 8	171	128	217	217	16	16	
DIV. I NON-CONF.	6- 4	122	0- 0	157	125	143	143	15	15	

TOTALS	RPI 1-25	RPI 26-50	W-L RECORDS	RPI 51-100	RPI 101-999	RPI 201+				
11- 15	0- 1	0- 1	OVERALL	0- 5	11- 8	7- 4				
8- 5	0- 1	0- 0	HOME	0- 1	8- 3	5- 1				
2- 9	0- 0	0- 0	AWAY	0- 4	2- 5	1- 3				
1- 1	0- 0	0- 1	NEUTRAL	0- 0	1- 0	1- 0				
6- 4	0- 1	0- 1	NON-CONFERENCE	0- 1	6- 1	4- 1				
4- 2	0- 1	0- 0	HOME	0- 0	4- 1	2- 1				
1- 1	0- 0	0- 0	AWAY	0- 1	1- 0	1- 0				
1- 1	0- 0	0- 1	NEUTRAL	0- 0	1- 0	1- 0				
5- 11	0- 0	0- 0	CONFERENCE	0- 4	5- 7	3- 3				
4- 3	0- 0	0- 0	HOME	0- 1	4- 2	3- 0				
1- 8	0- 0	0- 0	AWAY	0- 3	1- 5	0- 3				
0- 0	0- 0	0- 0	NEUTRAL	0- 0	0- 0	0- 0				

RPI 1-25				RPI 26-50				RPI 51-100				RPI 101+ Team's RPI: 217			
RPI	S	Opponent	Score	RPI	S	Opponent	Score	RPI	S	Opponent	Score	RPI	S	Opponent	Score
2	H	UConn	57 88	35	N	Oregon St.	49 89	62	A	Wyoming	60 66	122	A	Colorado St.	64 75
								62	H	Wyoming	62 65	122	H	Colorado St.	59 65
								80	A	UNLV	75 77	130	A	Fresno St.	55 68
								94	A	New Mexico	68 72	130	H	Fresno St.	90 73
								100	A	Utah	61 87	135	H	Portland St.	67 55
												147	A	Boise St.	72 68
												147	H	Boise St.	55 63
												199	H	SMU	80 72
												223	A	Seattle U	74 65
												232	N	Montana St.	67 53
												245	H	Pepperdine	72 77
												253	A	San Jose St.	54 57
												253	H	San Jose St.	91 63
												268	A	San Diego St.	72 75
												282	H	Santa Clara	52 41
												289	H	Sacramento St.	95 68
												305	A	Utah St.	57 79
												305	H	Utah St.	85 78
												310	H	Air Force	70 60

LAST 12 Division I GAMES:															
122	A	Colorado St.	64 75	122	H	Colorado St.	59 65								
253	A	San Jose St.	54 57	130	A	Fresno St.	55 68								
305	H	Utah St.	85 78	62	H	Wyoming	62 65								
147	H	Boise St.	55 63	147	A	Boise St.	72 68								
268	A	San Diego St.	72 75	253	H	San Jose St.	91 63								
80	A	UNLV	75 77	305	A	Utah St.	57 79								

Non-Div I Games: Stanislaus St. 81 60

Nevada

Average RPI Win:	247	WON-LOST	WINNING	LAST 10	STRENGTH OF	OPP. STRENGTH	TEAM	ADJ.	CONF.	ADJ CONF.
Average RPI Loss:	160	RECORD	PCT. RANK	GAMES	SCHEDULE	OF SCHEDULE	RPI	RPI	RPI	RPI
DIV. I ONLY	17- 11	107	4- 6	306	236	186	186	20	20	
DIV. I NON-CONF.	8- 4	87	0- 0	337	226	191	191	24	24	

TOTALS	RPI 1-25	RPI 26-50	W-L RECORDS	RPI 51-100	RPI 101-999	RPI 201+				
17- 11	0- 0	0- 0	OVERALL	1- 3	16- 8	12- 3				
8- 4	0- 0	0- 0	HOME	1- 1	7- 3	5- 1				
8- 6	0- 0	0- 0	AWAY	0- 2	8- 4	6- 1				
1- 1	0- 0	0- 0	NEUTRAL	0- 0	1- 1	1- 1				
8- 4	0- 0	0- 0	NON-CONFERENCE	0- 0	8- 4	7- 2				
4- 0	0- 0	0- 0	HOME	0- 0	4- 0	3- 0				
3- 3	0- 0	0- 0	AWAY	0- 0	3- 3	3- 1				
1- 1	0- 0	0- 0	NEUTRAL	0- 0	1- 1	1- 1				
9- 7	0- 0	0- 0	CONFERENCE	1- 3	8- 4	5- 1				
4- 4	0- 0	0- 0	HOME	1- 1	3- 3	2- 1				
5- 3	0- 0	0- 0	AWAY	0- 2	5- 1	3- 0				
0- 0	0- 0	0- 0	NEUTRAL	0- 0	0- 0	0- 0				

RPI 1-25				RPI 26-50				RPI 51-100				RPI 101+				Team's RPI: 186
RPI	S	Opponent	Score	RPI	S	Opponent	Score	RPI	S	Opponent	Score	RPI	S	Opponent	Score	
								78	A	Maine	46 77	106	A	Dartmouth	49 57	
								78	H	Maine	46 56	133	H	Northeastern	65 50	
								79	A	Albany (NY)	53 66	144	A	Hartford	49 85	
								79	H	Albany (NY)	74 68	144	H	Hartford	76 58	
												151	A	Binghamton	63 61	
												151	H	Binghamton	52 54	
												180	A	Stony Brook	51 50	
												180	H	Stony Brook	56 62	
												194	A	Boston College	55 64	
												212	H	Boston U.	72 57	
												216	A	Xavier	66 71	
												242	N	La Salle	51 59	
												257	H	Manhattan	68 55	
												260	A	Sacred Heart	74 47	
												265	N	Fairfield	71 61	
												271	H	Cornell	48 45	
												285	A	Bryant	74 65	
												290	A	Vermont	52 49	
												290	H	Vermont	53 58	
												321	A	UMBC	51 46	
												321	H	UMBC	56 51	
												331	A	Wagner	65 53	
												347	A	UMass Lowell	70 49	
												347	H	UMass Lowell	66 45	

LAST 12 Division I GAMES:																
				347	A	UMass Lowell	70 49					79	H	Albany (NY)	74 68	
				180	H	Stony Brook	56 62					144	A	Hartford	49 85	
				144	H	Hartford	76 58					151	H	Binghamton	52 54	
				321	A	UMBC	51 46					78	H	Maine	46 56	
				78	A	Maine	46 77					180	A	Stony Brook	51 50	
				290	H	Vermont	53 58					290	A	Vermont	52 49	

Non-Div I Games: Colby-Sawyer 64 40

New Hampshire

■ Loss,
 ■ Non-Conf,
 ■ S Site,
 ■ Home
 ■ Away
 N Neutral

Average RPI Win:	195	WON-LOST	WINNING	LAST 10	STRENGTH OF	OPP. STRENGTH	TEAM	ADJ.	CONF.	ADJ CONF.
Average RPI Loss:	123	RECORD	PCT. RANK	GAMES	SCHEDULE	OF SCHEDULE	RPI	RPI	RPI	RPI
DIV. I ONLY	19- 9	75	4- 6	164	119	94	94	16	16	
DIV. I NON-CONF.	11- 1	13	0- 0	74	142	13	13	15	15	

TOTALS	RPI 1-25	RPI 26-50	W-L RECORDS	RPI 51-100	RPI 101-999	RPI 201+				
19- 9	1- 0	0- 1	OVERALL	2- 4	16- 4	10- 2				
15- 2	1- 0	0- 0	HOME	2- 2	12- 0	7- 0				
4- 7	0- 0	0- 1	AWAY	0- 2	4- 4	3- 2				
0- 0	0- 0	0- 0	NEUTRAL	0- 0	0- 0	0- 0				
11- 1	1- 0	0- 1	NON-CONFERENCE	2- 0	8- 0	4- 0				
9- 0	1- 0	0- 0	HOME	2- 0	6- 0	3- 0				
2- 1	0- 0	0- 1	AWAY	0- 0	2- 0	1- 0				
0- 0	0- 0	0- 0	NEUTRAL	0- 0	0- 0	0- 0				
8- 8	0- 0	0- 0	CONFERENCE	0- 4	8- 4	6- 2				
6- 2	0- 0	0- 0	HOME	0- 2	6- 0	4- 0				
2- 6	0- 0	0- 0	AWAY	0- 2	2- 4	2- 2				
0- 0	0- 0	0- 0	NEUTRAL	0- 0	0- 0	0- 0				

RPI 1-25				RPI 26-50				RPI 51-100				RPI 101+			
RPI	S	Opponent	Score	RPI	S	Opponent	Score	RPI	S	Opponent	Score	RPI	S	Opponent	Score
24	H	Marquette	88 87	29	A	Oklahoma	63 105	62	A	Wyoming	55 66	116	H	Western Mich.	88 76
								62	H	Wyoming	62 63	122	A	Colorado St.	71 74
								80	A	UNLV	62 74	130	H	Fresno St.	88 75
								80	H	UNLV	66 68	139	H	Wichita St.	76 62
								88	H	Navy	94 87	147	A	Boise St.	85 91
								92	H	Lamar University	90 58	147	H	Boise St.	100 83
												182	H	UC Irvine	83 61
												195	A	UTEP	59 35
												217	H	Nevada	72 68
												220	A	New Mexico St.	101 93
												220	H	New Mexico St.	86 75
												221	H	Illinois	97 68
												233	H	Texas Tech	90 56
												253	A	San Jose St.	86 95
												253	H	San Jose St.	92 62
												268	A	San Diego St.	89 97
												305	A	Utah St.	74 50
												305	H	Utah St.	80 47
												310	A	Air Force	88 59
												310	H	Air Force	57 49

LAST 12 Division I GAMES:															
				80	A	UNLV	62 74	305	H	Utah St.	80 47				
				62	H	Wyoming	62 63	122	A	Colorado St.	71 74				
				305	A	Utah St.	74 50	268	A	San Diego St.	89 97				
				310	H	Air Force	57 49	80	H	UNLV	66 68				
				147	A	Boise St.	85 91	130	H	Fresno St.	88 75				
				253	H	San Jose St.	92 62	62	A	Wyoming	55 66				

Non-Div I Games: Northern N.M. 107 66

New Mexico

■ Loss,
 ■ Non-Conf, S Site,
 ■ Home
 ■ Away
 N Neutral

Average RPI Win:	276	WON-LOST	WINNING	LAST 10	STRENGTH OF	OPP. STRENGTH	TEAM	ADJ.	CONF.	ADJ CONF.
Average RPI Loss:	179	RECORD	PCT. RANK	GAMES	SCHEDULE	OF SCHEDULE	RPI	RPI	RPI	RPI
DIV. I ONLY	14- 11	136	7- 3	318	312	220	220	30	30	
DIV. I NON-CONF.	4- 8	239	0- 0	255	227	271	271	31	31	

TOTALS	RPI 1-25	RPI 26-50	W-L RECORDS	RPI 51-100	RPI 101-999	RPI 201+				
14- 11	0- 0	0- 0	OVERALL	0- 2	14- 9	13- 5				
8- 3	0- 0	0- 0	HOME	0- 1	8- 2	7- 0				
6- 5	0- 0	0- 0	AWAY	0- 1	6- 4	6- 4				
0- 3	0- 0	0- 0	NEUTRAL	0- 0	0- 3	0- 1				
4- 8	0- 0	0- 0	NON-CONFERENCE	0- 2	4- 6	3- 2				
2- 3	0- 0	0- 0	HOME	0- 1	2- 2	1- 0				
2- 2	0- 0	0- 0	AWAY	0- 1	2- 1	2- 1				
0- 3	0- 0	0- 0	NEUTRAL	0- 0	0- 3	0- 1				
10- 3	0- 0	0- 0	CONFERENCE	0- 0	10- 3	10- 3				
6- 0	0- 0	0- 0	HOME	0- 0	6- 0	6- 0				
4- 3	0- 0	0- 0	AWAY	0- 0	4- 3	4- 3				
0- 0	0- 0	0- 0	NEUTRAL	0- 0	0- 0	0- 0				

RPI 1-25				RPI 26-50				RPI 51-100				RPI 101+ Team's RPI: 220					
RPI	S	Opponent	Score	RPI	S	Opponent	Score	RPI	S	Opponent	Score	RPI	S	Opponent	Score		
								94	A	New Mexico	75	86	116	H	Western Mi ch.	55	64
								94	H	New Mexico	93	101	133	N	Northeastern	64	65
													137	N	Arkansas	60	69
													192	H	UC Santa Barbara	47	77
													195	H	UTEP	76	68
													205	A	CSU Bakersfi el d	52	62
													205	H	CSU Bakersfi el d	56	48
													223	A	Seattle U	59	69
													223	H	Seattle U	64	53
													224	H	A&M-Corpus Christi	70	61
													241	N	Texas Southern	50	66
													245	A	Pepperdi ne	86	64
													258	A	Grand Canyon	34	50
													258	H	Grand Canyon	64	60
													276	A	Ari zona	44	83
													283	A	UMKC	76	67
													283	H	UMKC	70	62
													300	A	Long Beach St.	72	63
													307	A	UTRGV	79	77
													322	A	Utah Valley	82	72
													322	H	Utah Valley	59	51
													345	A	Chi cago St.	63	55
													345	H	Chi cago St.	74	59
LAST 12 Division I GAMES:																	
				283	A	UMKC	76	67	307	A	UTRGV	79	77				
				345	A	Chi cago St.	63	55	283	H	UMKC	70	62				
				223	H	Seattle U	64	53	322	A	Utah Valley	82	72				
				322	H	Utah Valley	59	51	223	A	Seattle U	59	69				
				258	A	Grand Canyon	34	50	205	H	CSU Bakersfi el d	56	48				
				205	A	CSU Bakersfi el d	52	62	258	H	Grand Canyon	64	60				

Non-Div I Games: Tex. Permian Basin 85 58 Western N.M. 89 60

New Mexico St.

Average RPI Win:	276	WON-LOST	WINNING	LAST 10	STRENGTH OF	OPP. STRENGTH	TEAM	ADJ.	CONF.	ADJ CONF.
Average RPI Loss:	160	RECORD	PCT. RANK	GAMES	SCHEDULE	OF SCHEDULE	RPI	RPI	RPI	RPI
DIV. I ONLY	13- 14	186	6- 4	294	271	237	237	27	27	
DIV. I NON-CONF.	3- 7	254	0- 0	107	172	216	216	26	26	

TOTALS	RPI 1-25	RPI 26-50	W-L RECORDS	RPI 51-100	RPI 101-999	RPI 201+				
13- 14	0- 1	0- 1	OVERALL	0- 2	13- 10	12- 5				
9- 4	0- 0	0- 0	HOME	0- 1	9- 3	9- 1				
4- 10	0- 0	0- 0	AWAY	0- 0	4- 2	3- 1				
0- 0	0- 0	0- 0	NEUTRAL	0- 0	0- 0	0- 0				
3- 7	0- 1	0- 1	NON-CONFERENCE	0- 1	3- 4	3- 0				
2- 2	0- 0	0- 0	HOME	0- 1	2- 1	2- 0				
1- 5	0- 1	0- 1	AWAY	0- 0	1- 3	1- 0				
0- 0	0- 0	0- 0	NEUTRAL	0- 0	0- 0	0- 0				
10- 7	0- 0	0- 0	CONFERENCE	0- 1	10- 6	9- 5				
7- 2	0- 0	0- 0	HOME	0- 0	7- 2	7- 1				
3- 5	0- 0	0- 0	AWAY	0- 1	3- 4	2- 4				
0- 0	0- 0	0- 0	NEUTRAL	0- 0	0- 0	0- 0				

RPI 1-25				RPI 26-50				RPI 51-100				RPI 101+ Team's RPI: 237			
RPI	S	Opponent	Score	RPI	S	Opponent	Score	RPI	S	Opponent	Score	RPI	S	Opponent	Score
19	A	Missouri	45 81	48	A	Miami (FL)	46 76	66	H	Houston	66 78	114	A	Central Ark.	52 48
								92	A	Lamar University	77 100	123	H	SFA	67 74
												128	A	Tulane	56 79
												162	A	Louisiana	57 66
												167	A	South Ala.	45 67
												183	H	Jacksonville St.	54 59
												214	H	CSUN	76 73
												224	A	A&M-Corpus Christi	68 75
												224	H	A&M-Corpus Christi	66 49
												229	A	Nicholls St.	48 72
												229	H	Nicholls St.	61 62
												234	A	Abilene Christian	70 80
												241	H	Texas Southern	72 69
												287	H	Southeastern La.	82 73
												288	A	McNeese	77 64
												288	H	McNeese	84 62
												306	A	Incarnate Word	72 45
												306	H	Incarnate Word	52 50
												312	H	Houston Baptist	70 52
												334	A	Northwestern St.	47 52
												334	H	Northwestern St.	81 63
												335	H	Sam Houston St.	77 50
												336	A	La.-Monroe	89 51

LAST 12 Division I GAMES:															
229	A	Nicholls St.	48 72	334	A	Northwestern St.	47 52								
335	H	Sam Houston St.	77 50	306	A	Incarnate Word	72 45								
288	H	McNeese	84 62	334	H	Northwestern St.	81 63								
287	H	Southeastern La.	82 73	306	H	Incarnate Word	52 50								
224	A	A&M-Corpus Christi	68 75	114	A	Central Ark.	52 48								
229	H	Nicholls St.	61 62	224	H	A&M-Corpus Christi	66 49								

Non-Div I Games: Xavier (LA) 85 50

New Orleans

Average RPI Win:	237	WON-LOST	WINNING	LAST 10	STRENGTH OF	OPP. STRENGTH	TEAM	ADJ.	CONF.	ADJ CONF.
Average RPI Loss:	174	RECORD	PCT. RANK	GAMES	SCHEDULE	OF SCHEDULE	RPI	RPI	RPI	RPI
DIV. I ONLY	12- 17	223	4- 6	194	270	228	228	28	28	
DIV. I NON-CONF.	3- 8	268	0- 0	71	132	203	203	25	25	

TOTALS	RPI 1-25	RPI 26-50	W-L RECORDS	RPI 51-100	RPI 101-999	RPI 201+				
12- 17	1- 1	0- 3	OVERALL	0- 0	11- 13	7- 7				
7- 6	1- 0	0- 2	HOME	0- 0	6- 4	5- 1				
4- 10	0- 1	0- 1	AWAY	0- 0	4- 8	2- 6				
1- 1	0- 0	0- 0	NEUTRAL	0- 0	1- 1	0- 0				
3- 8	1- 1	0- 1	NON-CONFERENCE	0- 0	2- 6	1- 1				
1- 3	1- 0	0- 1	HOME	0- 0	0- 2	0- 0				
1- 4	0- 1	0- 0	AWAY	0- 0	1- 3	1- 1				
1- 1	0- 0	0- 0	NEUTRAL	0- 0	1- 1	0- 0				
9- 9	0- 0	0- 2	CONFERENCE	0- 0	9- 7	6- 6				
6- 3	0- 0	0- 1	HOME	0- 0	6- 2	5- 1				
3- 6	0- 0	0- 1	AWAY	0- 0	3- 5	1- 5				
0- 0	0- 0	0- 0	NEUTRAL	0- 0	0- 0	0- 0				

RPI	S	Opponent	Score	RPI	S	Opponent	Score	RPI	S	Opponent	Score	RPI	S	Opponent	Score
14	H	Buffalo	75 62	43	A	Quinnipiac	61 77	109	H	Cleveland St.	61 70	140	N	Louisiana Tech	73 67
20	A	Maryland	65 92	43	H	Quinnipiac	55 84	141	H	Saint Joseph's	69 93	144	A	Hartford	65 83
				47	H	Drexel	65 66	162	N	Louisiana	52 68	174	A	Marist	68 61
								174	H	Marist	78 84	189	A	Oakland	59 67
								196	A	Siena	73 68	196	H	Siena	65 50
								251	A	St. Bonaventure	58 76	257	A	Manhattan	64 82
								257	H	Manhattan	65 64	262	A	Rider	58 65
								262	H	Rider	69 61	265	A	Fairfield	53 59
								279	A	Canisius	60 64	279	H	Canisius	66 72
								281	A	Colgate	81 44	291	A	Monmouth	63 65
								291	H	Monmouth	68 65	338	H	Iona	73 59
								348	A	Saint Peter's	87 52	348	H	Saint Peter's	64 54
LAST 12 Division I GAMES:															
174	A	Marist	68 61	348	H	Saint Peter's	64 54								
279	H	Canisius	66 72	279	A	Canisius	60 64								
291	H	Monmouth	68 65	43	H	Quinnipiac	55 84								
262	H	Rider	69 61	174	H	Marist	78 84								
291	A	Monmouth	63 65	348	A	Saint Peter's	87 52								
257	A	Manhattan	64 82	262	A	Rider	58 65								

Non-Div I Games:

Niagara

Average RPI Win:	293	WON-LOST	WINNING	LAST 10	STRENGTH OF	OPP. STRENGTH	TEAM	ADJ.	CONF.	ADJ CONF.
Average RPI Loss:	151	RECORD	PCT. RANK	GAMES	SCHEDULE	OF SCHEDULE	RPI	RPI	RPI	RPI
DIV. I ONLY	11- 13	203	6- 4	268	285	229	229	27	27	
DIV. I NON-CONF.	2- 6	280	0- 0	154	187	229	229	26	26	

TOTALS	RPI 1-25	RPI 26-50	W-L RECORDS	RPI 51-100	RPI 101-999	RPI 201+				
11- 13	0- 2	0- 0	OVERALL	0- 2	11- 9	11- 4				
4- 6	0- 1	0- 0	HOME	0- 2	4- 3	4- 1				
7- 6	0- 1	0- 0	AWAY	0- 0	7- 5	7- 2				
0- 1	0- 0	0- 0	NEUTRAL	0- 0	0- 1	0- 1				
2- 6	0- 2	0- 0	NON-CONFERENCE	0- 1	2- 3	2- 1				
0- 2	0- 1	0- 0	HOME	0- 1	0- 0	0- 0				
2- 3	0- 1	0- 0	AWAY	0- 0	2- 2	2- 0				
0- 1	0- 0	0- 0	NEUTRAL	0- 0	0- 1	0- 1				
9- 7	0- 0	0- 0	CONFERENCE	0- 1	9- 6	9- 3				
4- 4	0- 0	0- 0	HOME	0- 1	4- 3	4- 1				
5- 3	0- 0	0- 0	AWAY	0- 0	5- 3	5- 2				
0- 0	0- 0	0- 0	NEUTRAL	0- 0	0- 0	0- 0				

RPI 1-25				RPI 26-50				RPI 51-100				RPI 101+ Team's RPI: 229			
RPI	S	Opponent	Score	RPI	S	Opponent	Score	RPI	S	Opponent	Score	RPI	S	Opponent	Score
4	H	Bayl or	43 85					92	H	Lamar Uni versi ty	61 76	114	A	Central Ark.	42 60
25	A	LSU	50 65					97	H	Jacksonvi lle	61 69	114	H	Central Ark.	48 69
												115	A	Iowa St.	47 75
												123	H	SFA	73 86
												199	A	SMU	61 68
												224	A	A&M-Corpus Christi	55 76
												234	H	Abilene Christian	81 60
												237	A	New Orleans	62 61
												237	H	New Orleans	72 48
												259	N	Bradley	65 75
												287	H	Southeastern La.	57 66
												288	A	McNeese	61 54
												288	H	McNeese	63 51
												303	A	Jackson St.	90 64
												306	A	Incarnate Word	62 64
												312	A	Houston Baptist	73 61
												312	H	Houston Baptist	63 45
												334	A	Northwestern St.	79 63
												335	A	Sam Houston St.	70 65
												340	A	Mi ssi ssi pi Val .	62 57
LAST 12 Division I GAMES:															
237	H	New Orleans	72 48	237	A	New Orleans	62 61	237	A	New Orleans	62 61	237	A	New Orleans	62 61
288	H	McNeese	63 51	288	H	McNeese	63 51	287	H	Southeastern La.	57 66	287	H	Southeastern La.	57 66
114	A	Central Ark.	42 60	114	A	Central Ark.	42 60	92	H	Lamar University	61 76	92	H	Lamar University	61 76
335	A	Sam Houston St.	70 65	335	A	Sam Houston St.	70 65	224	A	A&M-Corpus Christi	55 76	224	A	A&M-Corpus Christi	55 76
312	H	Houston Baptist	63 45	312	H	Houston Baptist	63 45	114	H	Central Ark.	48 69	114	H	Central Ark.	48 69
234	H	Abilene Christian	81 60	234	H	Abilene Christian	81 60	288	A	McNeese	61 54	288	A	McNeese	61 54

Non-Div I Games: Spring Hill 78 70 Evangel 72 55 Southern-N. O. 83 45

Nicholls St.

Loss, Non-Conf, S Site, H Home A Away N Neutral

Average RPI Win:	291	WON-LOST	WINNING	LAST 10	STRENGTH OF	OPP. STRENGTH	TEAM	ADJ.	CONF.	ADJ CONF.
Average RPI Loss:	182	RECORD	PCT. RANK	GAMES	SCHEDULE	OF SCHEDULE	RPI	RPI	RPI	RPI
DIV. I ONLY	17- 9	90	6- 4	335	343	206	206	31	31	
DIV. I NON-CONF.	7- 5	132	0- 0	292	329	200	200	30	30	

TOTALS	RPI 1-25	RPI 26-50	W-L RECORDS	RPI 51-100	RPI 101-999	RPI 201+				
17- 9	0- 0	0- 0	OVERALL	0- 1	17- 8	16- 5				
7- 4	0- 0	0- 0	HOME	0- 0	7- 4	7- 2				
9- 4	0- 0	0- 0	AWAY	0- 1	9- 3	8- 2				
1- 1	0- 0	0- 0	NEUTRAL	0- 0	1- 1	1- 1				
7- 5	0- 0	0- 0	NON-CONFERENCE	0- 1	7- 4	6- 3				
2- 2	0- 0	0- 0	HOME	0- 0	2- 2	2- 1				
4- 2	0- 0	0- 0	AWAY	0- 1	4- 1	3- 1				
1- 1	0- 0	0- 0	NEUTRAL	0- 0	1- 1	1- 1				
10- 4	0- 0	0- 0	CONFERENCE	0- 0	10- 4	10- 2				
5- 2	0- 0	0- 0	HOME	0- 0	5- 2	5- 1				
5- 2	0- 0	0- 0	AWAY	0- 0	5- 2	5- 1				
0- 0	0- 0	0- 0	NEUTRAL	0- 0	0- 0	0- 0				

RPI 1-25				RPI 26-50				RPI 51-100				RPI 101+				Team's RPI: 206	
RPI	S	Opponent	Score	RPI	S	Opponent	Score	RPI	S	Opponent	Score	RPI	S	Opponent	Score		
								88	A	Navy	51	70	119	A	Bethune-Cookman	45	60
												119	H	Bethune-Cookman	51	58	
												158	A	William & Mary	80	74	
												193	H	High Point	56	59	
												202	A	Hampton	63	48	
												203	A	N. C. A&T	51	53	
												207	A	East Carolina	46	51	
												209	N	Bowling Green	50	59	
												227	H	UNCG	64	63	
												236	H	Loyola Maryland	58	61	
												263	H	Morgan St.	53	55	
												266	H	Towson	86	76	
												269	A	Campbell	53	27	
												270	N	St. Francis Brooklyn	52	51	
												277	A	UMES	63	53	
												284	A	VCU	66	52	
												316	H	Coppin St.	71	57	
												324	A	N. C. Central	75	60	
												328	A	South Carolina St.	71	67	
												328	H	South Carolina St.	63	49	
												332	H	Delaware St.	72	50	
												339	A	Savannah St.	78	58	
												339	H	Savannah St.	83	51	
												341	H	Florida A&M	70	49	
												344	A	Longwood	64	45	
LAST 12 Division I GAMES:																	
				277	A	UMES	63	53				263	H	Morgan St.	53	55	
				328	H	South Carolina St.	63	49				203	A	N. C. A&T	51	53	
				339	H	Savannah St.	83	51				341	H	Florida A&M	70	49	
				332	H	Delaware St.	72	50				119	H	Bethune-Cookman	51	58	
				202	A	Hampton	63	48				339	A	Savannah St.	78	58	
				119	A	Bethune-Cookman	45	60				328	A	South Carolina St.	71	67	

Non-Div I Games:

Norfolk St.

Average RPI	Win:	165	WON-LOST	WINNING	LAST 10	STRENGTH OF	OPP. STRENGTH	TEAM	ADJ.	CONF.	ADJ CONF.
Average RPI	Loss:	62	RECORD	PCT. RANK	GAMES	SCHEDULE	OF SCHEDULE	RPI	RPI	RPI	RPI
DIV. I ONLY		14- 15	185	1- 9	20	68	110	110	1	1	
DIV. I NON-CONF.		10- 3	52	0- 0	108	294	103	103	1	1	

TOTALS	RPI 1-25		RPI 26-50		W-L RECORDS		RPI 51-100		RPI 101-999		RPI 201+
14- 15	1- 6		1- 3		OVERALL		0- 3		12- 3		4- 1
11- 8	1- 2		1- 2		HOME		0- 2		9- 2		3- 1
1- 7	0- 4		0- 1		AWAY		0- 1		1- 1		0- 0
2- 0	0- 0		0- 0		NEUTRAL		0- 0		2- 0		1- 0
10- 3	0- 0		1- 0		NON-CONFERENCE		0- 1		9- 2		4- 1
8- 3	0- 0		1- 0		HOME		0- 1		7- 2		3- 1
0- 0	0- 0		0- 0		AWAY		0- 0		0- 0		0- 0
2- 0	0- 0		0- 0		NEUTRAL		0- 0		2- 0		1- 0
4- 12	1- 6		0- 3		CONFERENCE		0- 2		3- 1		0- 0
3- 5	1- 2		0- 2		HOME		0- 1		2- 0		0- 0
1- 7	0- 4		0- 1		AWAY		0- 1		1- 1		0- 0
0- 0	0- 0		0- 0		NEUTRAL		0- 0		0- 0		0- 0

RPI 1-25				RPI 26-50				RPI 51-100				RPI 101+ Team's RPI: 110			
RPI	S	Opponent	Score	RPI	S	Opponent	Score	RPI	S	Opponent	Score	RPI	S	Opponent	Score
1	A	Notre Dame	62 94	30	H	Syracuse	80 86	54	H	Mercer	86 97	108	A	Wake Forest	79 76
5	H	Louisville	57 67	34	A	Virginia	70 82	64	A	Georgia Tech	61 79	144	H	Hartford	90 70
7	A	Florida St.	65 103	46	H	Minnesota	88 83	76	H	Virginia Tech	74 90	149	H	Radford	79 46
12	A	Duke	54 70	48	H	Miami (FL)	72 92					150	H	Colorado	87 80
12	H	Duke	92 86									157	H	Clemson	59 52
21	A	NC State	54 73									166	H	Pittsburgh	68 67
21	H	NC State	53 66									167	H	South Ala.	84 85
												175	H	Furman	84 56
												194	A	Boston College	64 77
												197	N	Washington	90 78
												202	H	Hampton	66 70
												225	N	Grambling	79 63
												250	H	Presbyterian	91 56
												255	H	UNCW	86 60
												273	H	Appalachian St.	56 43

LAST 12 Division I GAMES:															
12	A	Duke	54 70	48	H	Miami (FL)	72 92	108	A	Wake Forest	79 76				
30	H	Syracuse	80 86	1	A	Notre Dame	62 94								
5	H	Louisville	57 67	34	A	Virginia	70 82								
64	A	Georgia Tech	61 79	12	H	Duke	92 86								
21	A	NC State	54 73	21	H	NC State	53 66								
76	H	Virginia Tech	74 90												

Non-Div I Games:

North Carolina

Average RPI Win:	195	WON-LOST	WINNING	LAST 10	STRENGTH OF	OPP. STRENGTH	TEAM	ADJ.	CONF.	ADJ CONF.
Average RPI Loss:	136	RECORD	PCT. RANK	GAMES	SCHEDULE	OF SCHEDULE	RPI	RPI	RPI	RPI
DIV. I ONLY	10- 15	230	4- 6	66	217	161	161	19	19	
DIV. I NON-CONF.	5- 4	146	0- 0	16	178	42	42	13	13	

TOTALS	RPI 1-25	RPI 26-50	W-L RECORDS	RPI 51-100	RPI 101-999	RPI 201+				
10- 15	0- 1	1- 3	OVERALL	1- 1	8- 10	5- 4				
7- 3	0- 0	1- 0	HOME	0- 0	6- 3	3- 1				
2- 12	0- 1	0- 3	AWAY	0- 1	2- 7	2- 3				
1- 0	0- 0	0- 0	NEUTRAL	1- 0	0- 0	0- 0				
5- 4	0- 1	0- 2	NON-CONFERENCE	1- 1	4- 0	3- 0				
3- 0	0- 0	0- 0	HOME	0- 0	3- 0	2- 0				
1- 4	0- 1	0- 2	AWAY	0- 1	1- 0	1- 0				
1- 0	0- 0	0- 0	NEUTRAL	1- 0	0- 0	0- 0				
5- 11	0- 0	1- 1	CONFERENCE	0- 0	4- 10	2- 4				
4- 3	0- 0	1- 0	HOME	0- 0	3- 3	1- 1				
1- 8	0- 0	0- 1	AWAY	0- 0	1- 7	1- 3				
0- 0	0- 0	0- 0	NEUTRAL	0- 0	0- 0	0- 0				

RPI 1-25				RPI 26-50				RPI 51-100				RPI 101+ Team's RPI: 161			
RPI	S	Opponent	Score	RPI	S	Opponent	Score	RPI	S	Opponent	Score	RPI	S	Opponent	Score
4	A	Baylor	43 105	32	A	South Dakota St.	52 66	59	A	South Dakota	71 76	134	A	Idaho St.	46 57
				35	A	Oregon St.	55 65	92	N	Lamar University	73 70	134	H	Idaho St.	55 68
				37	A	Northern Colo.	45 51					138	H	UNI	80 72
				37	H	Northern Colo.	78 70					145	A	Eastern Wash.	70 74
												145	H	Eastern Wash.	81 79
												148	A	Idaho	75 80
												148	H	Idaho	64 78
												153	A	Weber St.	69 80
												153	H	Weber St.	80 67
												232	A	Montana St.	56 72
												232	H	Montana St.	79 70
												240	A	Montana	51 53
												240	H	Montana	43 54
												267	A	UTSA	60 47
												275	H	Massachusetts	82 52
												286	H	North Dakota St.	79 68
												302	A	Northern Ariz.	59 79
												329	A	Southern Utah	68 53

LAST 12 Division I GAMES:															
				37	A	Northern Colo.	45 51	232	A	Montana St.	56 72				
				302	A	Northern Ariz.	59 79	148	H	Idaho	64 78				
				329	A	Southern Utah	68 53	145	H	Eastern Wash.	81 79				
				134	H	Idaho St.	55 68	37	H	Northern Colo.	78 70				
				153	H	Weber St.	80 67	153	A	Weber St.	69 80				
				240	A	Montana	51 53	134	A	Idaho St.	46 57				

Non-Div I Games: Mayville St. 82 54 Southwest Minn. St. 85 62

North Dakota

Average RPI Win:	316	WON-LOST	WINNING	LAST 10	STRENGTH OF	OPP. STRENGTH	TEAM	ADJ.	CONF.	ADJ CONF.
Average RPI Loss:	139	RECORD	PCT. RANK	GAMES	SCHEDULE	OF SCHEDULE	RPI	RPI	RPI	RPI
DIV. I ONLY	6- 19	304	2- 8	184	225	286	286	13	13	
DIV. I NON-CONF.	4- 7	226	0- 0	282	322	273	273	16	16	

TOTALS	RPI 1-25	RPI 26-50	W-L RECORDS	RPI 51-100	RPI 101-999	RPI 201+				
6- 19	0- 0	0- 2	OVERALL	0- 3	6- 14	6- 3				
3- 8	0- 0	0- 1	HOME	0- 1	3- 6	3- 2				
2- 10	0- 0	0- 1	AWAY	0- 2	2- 7	2- 1				
1- 1	0- 0	0- 0	NEUTRAL	0- 0	1- 1	1- 0				
4- 7	0- 0	0- 0	NON-CONFERENCE	0- 1	4- 6	4- 1				
2- 2	0- 0	0- 0	HOME	0- 0	2- 2	2- 1				
1- 4	0- 0	0- 0	AWAY	0- 1	1- 3	1- 0				
1- 1	0- 0	0- 0	NEUTRAL	0- 0	1- 1	1- 0				
2- 12	0- 0	0- 2	CONFERENCE	0- 2	2- 8	2- 2				
1- 6	0- 0	0- 1	HOME	0- 1	1- 4	1- 1				
1- 6	0- 0	0- 1	AWAY	0- 1	1- 4	1- 1				
0- 0	0- 0	0- 0	NEUTRAL	0- 0	0- 0	0- 0				

RPI 1-25				RPI 26-50				RPI 51-100				RPI 101+				Team's RPI: 286
RPI	S	Opponent	Score	RPI	S	Opponent	Score	RPI	S	Opponent	Score	RPI	S	Opponent	Score	
				32	A	South Dakota St.	63 83	59	A	South Dakota	54 80	101	A	Western Ill.	72 97	
				32	H	South Dakota St.	64 85	59	H	South Dakota	67 82	101	H	Western Ill.	60 77	
								88	A	Navy	54 67	114	N	Central Ark.	45 68	
												117	A	Milwaukee	38 74	
												146	H	Cal Poly	69 73	
												150	A	Colorado	59 108	
												161	A	North Dakota	68 79	
												172	A	Denver	79 98	
												172	H	Denver	73 78	
												181	A	Oral Roberts	48 71	
												181	H	Oral Roberts	57 64	
												238	A	Omaha	67 80	
												238	H	Omaha	57 59	
												275	H	Massachusetts	82 70	
												307	H	UTRGV	79 82	
												308	A	FIU	71 68	
												321	N	UMBC	67 53	
												325	A	Fort Wayne	66 52	
												325	H	Fort Wayne	72 56	
												342	H	NJIT	105 58	

LAST 12 Division I GAMES:																
				238	H	Omaha	57 59	32	H	South Dakota St.	64 85					
				101	H	Western Ill.	60 77	101	A	Western Ill.	72 97					
				325	A	Fort Wayne	66 52	238	A	Omaha	67 80					
				172	H	Denver	73 78	325	H	Fort Wayne	72 56					
				181	H	Oral Roberts	57 64	172	A	Denver	79 98					
				59	A	South Dakota	54 80	181	A	Oral Roberts	48 71					

Non-Div I Games: Valley City St. 67 58 Mayville St. 87 43 Dakota St. 97 42

North Dakota St.

Average RPI Win: 237

Average RPI Loss: 180

WON-LOST
RECORDWINNING
PCT. RANKLAST 10
GAMESSTRENGTH OF
SCHEDULEOPP. STRENGTH
OF SCHEDULETEAM
RPIADJ.
RPICONF.
RPIADJ CONF.
RPIDIV. I ONLY
DIV. I NON-CONF.9- 17
4- 8252
2393- 7
0- 0215
141253
225247
202247
20223
2223
22

TOTALS

RPI 1-25

RPI 26-50

W-L RECORDS

RPI 51-100

RPI 101-999

RPI 201+

9- 17 0- 1
5- 5 0- 0
4- 11 0- 1
0- 1 0- 01- 3
1- 0
0- 3
0- 0OVERALL
HOME
AWAY
NEUTRAL0- 3
0- 1
0- 2
0- 08- 10
4- 4
4- 5
0- 16- 8
3- 3
3- 4
0- 14- 8 0- 1
2- 1 0- 0
2- 6 0- 1
0- 1 0- 00- 2
0- 0
0- 2
0- 0NON-CONFERENCE
HOME
AWAY
NEUTRAL0- 1
0- 0
0- 1
0- 04- 4
2- 1
2- 2
0- 12- 4
1- 1
1- 2
0- 15- 9 0- 0
3- 4 0- 0
2- 5 0- 0
0- 0 0- 01- 1
1- 0
0- 1
0- 0CONFERENCE
HOME
AWAY
NEUTRAL0- 2
0- 1
0- 1
0- 04- 6
2- 3
2- 3
0- 04- 4
2- 2
2- 2
0- 0

RPI 1-25

RPI 26-50

RPI 51-100

RPI 101+

Team's RPI: 247

RPI S Opponent Score
7 A Florida St. 51 109RPI S Opponent Score
28 A Georgia 37 75
38 A Michigan 34 79
50 A FGCU 52 67
50 H FGCU 75 73RPI S Opponent Score
71 A West Virginia 59 87
97 A Jacksonville 43 64
97 H Jacksonville 48 66RPI S Opponent Score
119 H Bethune-Cookman 70 63
185 A Stetson 55 68
185 H Stetson 51 68
187 A Morehead St. 61 56
230 A Fla. Atlantic 75 83
254 H Northern Ky. 58 50
261 A Lipscomb 57 78
261 H Lipscomb 69 73
274 H Col. of Charleston 69 73
291 N Monmouth 57 67
294 A USC Upstate 65 61
294 H USC Upstate 79 61
298 A Wofford 57 69
299 A Kennesaw St. 68 44
299 H Kennesaw St. 77 72
341 A Florida A&M 77 68
342 A NJIT 65 75
342 H NJIT 62 66

LAST 12 Division I GAMES:

97 A Jacksonville	43 64	185 H Stetson	51 68
294 H USC Upstate	79 61	50 H FGCU	75 73
342 H NJIT	62 66	185 A Stetson	55 68
299 A Kennesaw St.	68 44	342 A NJIT	65 75
261 A Lipscomb	57 78	294 A USC Upstate	65 61
50 A FGCU	52 67	261 H Lipscomb	69 73

Non-Div I Games:

Warner

74 38

Edward Waters

73 47

Webber Int'l

81 53

North Florida

Loss,
 Non-Conf,
 S Site,
 H Home
A Away
 N Neutral

Average RPI Win: 250

Average RPI Loss: 155

WON-LOST
RECORDWINNING
PCT. RANKLAST 10
GAMESSTRENGTH OF
SCHEDULEOPP. STRENGTH
OF SCHEDULETEAM
RPIADJ.
RPICONF.
RPIADJ CONF.
RPIDIV. I ONLY
DIV. I NON-CONF.12- 11
6- 3164
874- 6
0- 0311
346144
69222
236222
23618
2018
20

TOTALS

RPI 1-25

RPI 26-50

W-L RECORDS

RPI 51-100

RPI 101-999

RPI 201+

12- 11

0- 0

0- 1

OVERALL

0- 3

12- 7

9- 3

6- 5

0- 0

0- 1

HOME

0- 1

6- 3

3- 1

4- 6

0- 0

0- 0

AWAY

0- 2

4- 4

4- 2

2- 0

0- 0

0- 0

NEUTRAL

0- 0

2- 0

2- 0

6- 3

0- 0

0- 0

NON-CONFERENCE

0- 2

6- 1

4- 1

3- 1

0- 0

0- 0

HOME

0- 1

3- 0

1- 0

1- 2

0- 0

0- 0

AWAY

0- 1

1- 1

1- 1

2- 0

0- 0

0- 0

NEUTRAL

0- 0

2- 0

2- 0

6- 8

0- 0

0- 1

CONFERENCE

0- 1

6- 6

5- 2

3- 4

0- 0

0- 1

HOME

0- 0

3- 3

2- 1

3- 4

0- 0

0- 0

AWAY

0- 1

3- 3

3- 1

0- 0

0- 0

0- 0

NEUTRAL

0- 0

0- 0

0- 0

RPI 1-25

RPI 26-50

RPI 51-100

RPI 101+

Team's RPI: 222

RPI S Opponent Score

RPI S Opponent Score

RPI S Opponent Score

RPI S Opponent Score

42 H Western Ky.

65 79

53 A Indiana 63 68

102 H Rice 49 50

83 A UAB 52 68

107 A Middle Tenn. 48 56

91 H Kansas St. 54 55

140 A Louisiana Tech 53 61

155 H Charlotte 73 68

195 H UTEP 48 50

199 H SMU 47 40

201 H Tulsa 66 43

208 H Southern Miss. 71 62

230 A Fla. Atlantic 65 51

235 N Coastal Caro. 50 34

242 H La Salle 70 44

267 A UTSA 58 70

280 A Old Dominion 55 52

280 H Old Dominion 63 46

301 H Marshall 54 62

308 A FIU 92 46

320 N Detroit Mercy 63 57

327 A Ill. -Chicago 67 70

346 A Eastern Ill. 63 61

LAST 12 Division I GAMES:

301	H	Marshall	54	62	195	H	UTEP	48	50
280	A	Old Dominion	55	52	42	H	Western Ky.	65	79
208	H	Southern Miss.	71	62	83	A	UAB	52	68
230	A	Fla. Atlantic	65	51	107	A	Middle Tenn.	48	56
308	A	FIU	92	46	155	H	Charlotte	73	68
267	A	UTSA	58	70	280	H	Old Dominion	63	46

Non-Div I Games: Mid-Amer. Christian 86 52 Tex. A&M Int'l 64 38 Okla. Panhandle 63 41

North Texas

Loss, Non-Conf, S Site, H Home A Away N Neutral

Average RPI Win:	229	WON-LOST	WINNING	LAST 10	STRENGTH OF	OPP. STRENGTH	TEAM	ADJ.	CONF.	ADJ CONF.
Average RPI Loss:	113	RECORD	PCT. RANK	GAMES	SCHEDULE	OF SCHEDULE	RPI	RPI	RPI	RPI
DIV. I ONLY	15- 13	156	6- 4	126	197	133	133	10	10	
DIV. I NON-CONF.	5- 6	187	0- 0	194	321	209	209	12	12	

TOTALS	RPI 1-25	RPI 26-50	W-L RECORDS	RPI 51-100	RPI 101-999	RPI 201+				
15- 13	0- 0	0- 2	OVERALL	0- 6	15- 5	11- 3				
7- 5	0- 0	0- 1	HOME	0- 3	7- 1	4- 1				
7- 6	0- 0	0- 1	AWAY	0- 2	7- 3	6- 1				
1- 2	0- 0	0- 0	NEUTRAL	0- 1	1- 1	1- 1				
5- 6	0- 0	0- 0	NON-CONFERENCE	0- 2	5- 4	4- 3				
2- 2	0- 0	0- 0	HOME	0- 1	2- 1	1- 1				
2- 2	0- 0	0- 0	AWAY	0- 0	2- 2	2- 1				
1- 2	0- 0	0- 0	NEUTRAL	0- 1	1- 1	1- 1				
10- 7	0- 0	0- 2	CONFERENCE	0- 4	10- 1	7- 0				
5- 3	0- 0	0- 1	HOME	0- 2	5- 0	3- 0				
5- 4	0- 0	0- 1	AWAY	0- 2	5- 1	4- 0				
0- 0	0- 0	0- 0	NEUTRAL	0- 0	0- 0	0- 0				

RPI	S	Opponent	Score	RPI	S	Opponent	Score	RPI	S	Opponent	Score	RPI	S	Opponent	Score	Team's RPI: 133
47	A	Drexel	50	58	51	A	El on	71	78	112	A	Del aware	64	53		
47	H	Drexel	58	69	51	H	El on	46	65	112	H	Del aware	73	59		
					56	H	Harvard	69	79	158	A	William & Mary	53	71		
					66	N	Houston	64	72	158	H	William & Mary	64	46		
					67	A	James Madi son	43	72	174	H	Marist	78	72		
					67	H	James Madi son	57	60	186	A	New Hampshire	50	65		
										210	H	Provi dence	95	98		
										212	A	Boston U.	73	74		
										220	N	New Mexico St.	65	64		
										239	A	Hofstra	55	50		
										248	N	Illinois St.	55	65		
										255	A	UNCW	54	47		
										255	H	UNCW	56	39		
										265	H	Fairfield	63	43		
										266	A	Towson	70	61		
										266	H	Towson	79	61		
										274	A	Col. of Charleston	67	48		
										274	H	Col. of Charleston	59	37		
										275	A	Massachusetts	64	54		
										290	A	Vermont	71	66		

LAST 12 Division I GAMES:																
274	A	Col. of Charleston	67	48	112	H	Del aware	73	59							
239	A	Hofstra	55	50	255	H	UNCW	56	39							
51	H	El on	46	65	47	A	Drexel	50	58							
266	H	Towson	79	61	112	A	Del aware	64	53							
158	A	William & Mary	53	71	158	H	William & Mary	64	46							
67	A	James Madi son	43	72	47	H	Drexel	58	69							

Non-Div I Games:

Northeastern

Average RPI Win:	226	WON-LOST	WINNING	LAST 10	STRENGTH OF	OPP. STRENGTH	TEAM	ADJ.	CONF.	ADJ CONF.
Average RPI Loss:	182	RECORD	PCT. RANK	GAMES	SCHEDULE	OF SCHEDULE	RPI	RPI	RPI	RPI
DIV. I ONLY	6- 20	307	3- 7	232	259	302	302	19	19	
DIV. I NON-CONF.	2- 8	290	0- 0	206	309	306	306	13	13	

TOTALS	RPI 1-25	RPI 26-50	W-L RECORDS	RPI 51-100	RPI 101-999	RPI 201+				
6- 20	0- 0	0- 1	OVERALL	0- 0	6- 19	3- 8				
3- 9	0- 0	0- 1	HOME	0- 0	3- 8	1- 4				
2- 11	0- 0	0- 0	AWAY	0- 0	2- 11	2- 4				
1- 0	0- 0	0- 0	NEUTRAL	0- 0	1- 0	0- 0				
2- 8	0- 0	0- 0	NON-CONFERENCE	0- 0	2- 8	1- 3				
1- 4	0- 0	0- 0	HOME	0- 0	1- 4	1- 1				
0- 4	0- 0	0- 0	AWAY	0- 0	0- 4	0- 2				
1- 0	0- 0	0- 0	NEUTRAL	0- 0	1- 0	0- 0				
4- 12	0- 0	0- 1	CONFERENCE	0- 0	4- 11	2- 5				
2- 5	0- 0	0- 1	HOME	0- 0	2- 4	0- 3				
2- 7	0- 0	0- 0	AWAY	0- 0	2- 7	2- 2				
0- 0	0- 0	0- 0	NEUTRAL	0- 0	0- 0	0- 0				

RPI 1-25				RPI 26-50				RPI 51-100				RPI 101+ Team's RPI: 302			
RPI	S	Opponent	Score	RPI	S	Opponent	Score	RPI	S	Opponent	Score	RPI	S	Opponent	Score
				37	H	Northern Colo.	63 85					102	H	Rice	83 88
												134	A	Idaho St.	59 76
												134	H	Idaho St.	55 75
												135	A	Portland St.	59 68
												145	A	Eastern Wash.	62 82
												146	H	Cal Poly	73 89
												147	N	Boise St.	62 60
												148	A	Idaho	68 83
												153	A	Weber St.	63 77
												153	H	Weber St.	76 75
												154	A	Youngstown St.	67 69
												161	H	North Dakota	79 59
												172	A	Denver	73 80
												192	H	UC Santa Barbara	93 96
												214	A	CSUN	69 78
												232	A	Montana St.	39 81
												232	H	Montana St.	56 78
												240	A	Montana	62 70
												240	H	Montana	52 69
												249	A	Hawaii	68 84
												258	H	Grand Canyon	54 72
												276	H	Arizona	84 66
												289	A	Sacramento St.	95 90
												329	A	Southern Utah	72 55
												329	H	Southern Utah	57 60

LAST 12 Division I GAMES:															
				135	A	Portland St.	59 68	134	A	Idaho St.	59 76				
				289	A	Sacramento St.	95 90	240	H	Montana	52 69				
				161	H	North Dakota	79 59	232	H	Montana St.	56 78				
				37	H	Northern Colo.	63 85	148	A	Idaho	68 83				
				329	A	Southern Utah	72 55	145	A	Eastern Wash.	62 82				
				153	A	Weber St.	63 77	329	H	Southern Utah	57 60				

Non-Div I Games: Antelope Valley 104 49

Northern Ariz.

Average RPI Win:	174	WON-LOST	WINNING	LAST 10	STRENGTH OF	OPP. STRENGTH	TEAM	ADJ.	CONF.	ADJ CONF.
Average RPI Loss:	117	RECORD	PCT. RANK	GAMES	SCHEDULE	OF SCHEDULE	RPI	RPI	RPI	RPI
DIV. I ONLY	21- 6	40	8- 2	76	183	37	37	19	19	
DIV. I NON-CONF.	8- 3	65	0- 0	21	83	21	21	13	13	

TOTALS	RPI 1-25	RPI 26-50	W-L RECORDS	RPI 51-100	RPI 101-999	RPI 201+				
21- 6	2- 0	0- 1	OVERALL	1- 1	18- 4	7- 0				
10- 2	1- 0	0- 0	HOME	0- 0	9- 2	2- 0				
10- 4	1- 0	0- 1	AWAY	0- 1	9- 2	5- 0				
1- 0	0- 0	0- 0	NEUTRAL	1- 0	0- 0	0- 0				
8- 3	2- 0	0- 1	NON-CONFERENCE	1- 1	5- 1	1- 0				
4- 1	1- 0	0- 0	HOME	0- 0	3- 1	0- 0				
3- 2	1- 0	0- 1	AWAY	0- 1	2- 0	1- 0				
1- 0	0- 0	0- 0	NEUTRAL	1- 0	0- 0	0- 0				
13- 3	0- 0	0- 0	CONFERENCE	0- 0	13- 3	6- 0				
6- 1	0- 0	0- 0	HOME	0- 0	6- 1	2- 0				
7- 2	0- 0	0- 0	AWAY	0- 0	7- 2	4- 0				
0- 0	0- 0	0- 0	NEUTRAL	0- 0	0- 0	0- 0				

RPI 1-25				RPI 26-50				Team's RPI: 37				RPI 51-100				RPI 101+			
RPI	S	Opponent	Score	RPI	S	Opponent	Score	RPI	S	Opponent	Score	RPI	S	Opponent	Score	RPI	S	Opponent	Score
23	A	DePaul	94 88	43	A	Quinnipiac	49 60	72	A	Fordham	33 48	122	H	Colorado St.	44 55				
25	H	LSU	58 50					85	N	Liberty	65 57	131	H	San Francisco	73 60				
												134	A	Idaho St.	63 57				
												134	H	Idaho St.	75 52				
												143	H	BYU	79 74				
												145	A	Eastern Wash.	70 65				
												145	H	Eastern Wash.	68 62				
												148	A	Idaho	78 72				
												148	H	Idaho	71 79				
												153	A	Weber St.	73 82				
												153	H	Weber St.	71 69				
												161	A	North Dakota	70 78				
												161	H	North Dakota	51 45				
												172	A	Denver	71 63				
												191	H	Pacific	80 55				
												232	A	Montana St.	78 63				
												232	H	Montana St.	82 69				
												240	A	Montana	64 58				
												240	H	Montana	68 50				
												283	A	UMKC	88 73				
												302	A	Northern Ariz.	85 63				
												329	A	Southern Utah	60 54				
LAST 12 Division I GAMES:																			
161	H	North Dakota	51 45	240	A	Montana	64 58												
329	A	Southern Utah	60 54	145	H	Eastern Wash.	68 62												
302	A	Northern Ariz.	85 63	148	H	Idaho	71 79												
153	H	Weber St.	71 69	161	A	North Dakota	70 78												
134	H	Idaho St.	75 52	134	A	Idaho St.	63 57												
232	A	Montana St.	78 63	153	A	Weber St.	73 82												

Non-Div I Games:

Northern Colo.

Average RPI	Win:	218	WON-LOST	WINNING	LAST 10	STRENGTH OF	OPP. STRENGTH	TEAM	ADJ.	CONF.	ADJ CONF.
Average RPI	Loss:	73	RECORD	PCT. RANK	GAMES	SCHEDULE	OF SCHEDULE	RPI	RPI	RPI	RPI
DIV. I ONLY		14- 13		165	4- 6	111	109	121	121	7	7
DIV. I NON-CONF.		8- 3		65	0- 0	273	291	115	115	8	8

TOTALS	RPI 1-25		RPI 26-50		W-L RECORDS	RPI 51-100		RPI 101-999		RPI 201+	
14- 13	1- 1		0- 4		OVERALL	0- 6		13- 2		9- 1	
6- 4	1- 0		0- 2		HOME	0- 1		5- 1		3- 1	
7- 7	0- 0		0- 0		AWAY	0- 1		7- 0		5- 0	
1- 2	0- 0		0- 0		NEUTRAL	0- 2		1- 0		1- 0	
8- 3	0- 1		0- 0		NON-CONFERENCE	0- 2		8- 0		6- 0	
3- 0	0- 0		0- 0		HOME	0- 0		3- 0		2- 0	
4- 1	0- 1		0- 0		AWAY	0- 0		4- 0		3- 0	
1- 2	0- 0		0- 0		NEUTRAL	0- 2		1- 0		1- 0	
6- 10	1- 0		0- 4		CONFERENCE	0- 4		5- 2		3- 1	
3- 4	1- 0		0- 2		HOME	0- 1		2- 1		1- 1	
3- 6	0- 0		0- 2		AWAY	0- 3		3- 1		2- 0	
0- 0	0- 0		0- 0		NEUTRAL	0- 0		0- 0		0- 0	

RPI 1-25				RPI 26-50				RPI 51-100				RPI 101+				Team's RPI: 121
RPI	S	Opponent	Score	RPI	S	Opponent	Score	RPI	S	Opponent	Score	RPI	S	Opponent	Score	
14	H	Buffalo	86 84	27	A	Central Mich.	77 91	63	A	Toledo	60 63	101	H	Western Ill.	96 94	
17	A	Iowa	80 105	27	H	Central Mich.	78 81	79	N	Albany (NY)	91 97	116	A	Western Mich.	83 88	
				36	A	Ball St.	72 81	82	A	Ohio	75 77	163	A	Kent St.	72 62	
				36	H	Ball St.	50 72	84	A	Miami (OH)	65 67	163	H	Kent St.	81 79	
								84	H	Miami (OH)	62 77	165	A	SIUE	86 75	
								92	N	Lamar University	80 90	209	H	Bowling Green	73 68	
												210	A	Eastern Mich.	84 75	
												210	H	Eastern Mich.	76 83	
												215	A	Akron	84 61	
												259	H	Bradley	76 52	
												267	A	UTSA	69 55	
												289	N	Sacramento St.	84 75	
												304	H	Loyola Chicago	80 71	
												345	A	Chicago St.	80 59	
												346	A	Eastern Ill.	93 64	

LAST 12 Division I GAMES:																
210	A	Eastern Mich.	84 75	84	H	Miami (OH)	62 77	36	A	Ball St.	72 81	82	A	Ohio	75 77	
27	A	Central Mich.	77 91	82	A	Ohio	75 77	210	H	Eastern Mich.	76 83	27	H	Central Mich.	78 81	
36	H	Ball St.	50 72	63	A	Toledo	60 63									
209	H	Bowling Green	73 68													
215	A	Akron	84 61													
163	A	Kent St.	72 62													

Non-Div I Games:

Northern Ill.

Average RPI Win:	201	WON-LOST	WINNING	LAST 10	STRENGTH OF	OPP. STRENGTH	TEAM	ADJ.	CONF.	ADJ CONF.
Average RPI Loss:	152	RECORD	PCT. RANK	GAMES	SCHEDULE	OF SCHEDULE	RPI	RPI	RPI	RPI
DIV. I ONLY	7- 21	296	3- 7	114	204	254	254	11	11	
DIV. I NON-CONF.	1- 9	318	0- 0	145	316	296	296	14	14	

TOTALS	RPI 1-25	RPI 26-50	W-L RECORDS	RPI 51-100	RPI 101-999	RPI 201+				
7- 21	1- 1	0- 0	OVERALL	0- 6	6- 14	3- 5				
4- 9	1- 0	0- 0	HOME	0- 3	3- 6	2- 1				
3- 11	0- 1	0- 0	AWAY	0- 2	3- 8	1- 4				
0- 1	0- 0	0- 0	NEUTRAL	0- 1	0- 0	0- 0				
1- 9	0- 0	0- 0	NON-CONFERENCE	0- 2	1- 7	0- 4				
0- 4	0- 0	0- 0	HOME	0- 1	0- 3	0- 1				
1- 4	0- 0	0- 0	AWAY	0- 0	1- 4	0- 3				
0- 1	0- 0	0- 0	NEUTRAL	0- 1	0- 0	0- 0				
6- 12	1- 1	0- 0	CONFERENCE	0- 4	5- 7	3- 1				
4- 5	1- 0	0- 0	HOME	0- 2	3- 3	2- 0				
2- 7	0- 1	0- 0	AWAY	0- 2	2- 4	1- 1				
0- 0	0- 0	0- 0	NEUTRAL	0- 0	0- 0	0- 0				

RPI 1-25				RPI 26-50				RPI 51-100				RPI 101+ Team's RPI: 254			
RPI	S	Opponent	Score	RPI	S	Opponent	Score	RPI	S	Opponent	Score	RPI	S	Opponent	Score
22	A	Green Bay	41 58					53	H	Indiana	56 67	109	A	Cleveland St.	49 72
22	H	Green Bay	62 54					81	A	IUPUI	54 56	109	H	Cleveland St.	65 70
								81	H	IUPUI	35 71	113	A	ETSU	57 45
								96	A	Wright St.	60 73	117	A	Milwaukee	60 57
								96	H	Wright St.	63 68	117	H	Milwaukee	49 52
								97	N	Jacksonville	49 61	129	H	Robert Morris	50 59
												154	A	Youngstown St.	51 54
												154	H	Youngstown St.	59 60
												163	H	Kent St.	54 59
												185	A	Stetson	56 67
												189	A	Oakland	53 79
												189	H	Oakland	66 59
												243	H	Austin Peay	52 53
												247	A	North Florida	50 58
												248	A	Illinois St.	37 49
												296	A	Murray St.	87 98
												320	A	Detroit Mercy	78 67
												320	H	Detroit Mercy	64 60
												327	A	Ill. -Chicago	55 73
												327	H	Ill. -Chicago	61 53

LAST 12 Division I GAMES:															
81	A	IUPUI	54 56	117	A	Milwaukee	60 57								
327	A	Ill. -Chicago	55 73	22	A	Green Bay	41 58								
154	H	Youngstown St.	59 60	109	A	Cleveland St.	49 72								
96	A	Wright St.	60 73	154	A	Youngstown St.	51 54								
320	H	Detroit Mercy	64 60	327	H	Ill. -Chicago	61 53								
189	H	Oakland	66 59	81	H	IUPUI	35 71								

Non-Div I Games: Oakland City 103 25

Northern Ky.

Average RPI Win:	208	WON-LOST	WINNING	LAST 10	STRENGTH OF	OPP. STRENGTH	TEAM	ADJ.	CONF.	ADJ CONF.
Average RPI Loss:	61	RECORD	PCT. RANK	GAMES	SCHEDULE	OF SCHEDULE	RPI	RPI	RPI	RPI
DIV. I ONLY	11- 19	248	2- 8	73	63	170	170	3	3	
DIV. I NON-CONF.	7- 7	170	0- 0	130	146	160	160	4	4	
<hr/>										
TOTALS	RPI 1-25	RPI 26-50	W-L RECORDS	RPI 51-100	RPI 101-999	RPI 201+				
11- 19	0- 5	1- 4	OVERALL	1- 7	9- 3	5- 0				
7- 8	0- 4	1- 2	HOME	0- 1	6- 1	3- 0				
3- 9	0- 0	0- 0	AWAY	0- 1	3- 0	2- 0				
1- 2	0- 0	0- 0	NEUTRAL	1- 1	0- 1	0- 0				
7- 7	0- 2	0- 1	NON-CONFERENCE	1- 2	6- 2	3- 0				
4- 3	0- 2	0- 0	HOME	0- 0	4- 1	2- 0				
2- 2	0- 0	0- 1	AWAY	0- 1	2- 0	1- 0				
1- 2	0- 0	0- 0	NEUTRAL	1- 1	0- 1	0- 0				
4- 12	0- 3	1- 3	CONFERENCE	0- 5	3- 1	2- 0				
3- 5	0- 2	1- 2	HOME	0- 1	2- 0	1- 0				
1- 7	0- 1	0- 1	AWAY	0- 4	1- 1	1- 0				
0- 0	0- 0	0- 0	NEUTRAL	0- 0	0- 0	0- 0				

RPI 1-25				RPI 26-50				RPI 51-100				RPI 101+				Team's RPI: 170
RPI	S	Opponent	Score	RPI	S	Opponent	Score	RPI	S	Opponent	Score	RPI	S	Opponent	Score	
6	A	Ohio St.	54 88	30	A	Syracuse	74 81	53	A	Indiana	73 78	111	N	Georgetown	54 55	
17	H	Iowa	61 70	38	A	Michigan	63 84	55	A	Purdue	60 63	117	H	Milwaukee	57 66	
20	H	Maryland	65 68	38	H	Michigan	59 80	61	A	Michigan St.	51 81	178	A	UT Martin	71 63	
22	H	Green Bay	57 63	41	H	Rutgers	63 50	65	H	Nebraska	59 69	180	H	Stony Brook	68 36	
23	H	DePaul	63 92	46	H	Minnesota	63 90	87	A	Penn St.	59 67	189	H	Oakland	88 70	
								90	A	Missouri St.	59 90	190	A	Wisconsin	46 58	
								98	N	Auburn	49 48	190	H	Wisconsin	69 60	
								99	N	Chattanooga	44 61	221	A	Illinois	74 59	
												221	H	Illinois	68 61	
												282	H	Santa Clara	57 47	
												345	A	Chicago St.	63 36	
												346	H	Eastern Ill.	74 40	
<hr/>																
LAST 12 Division I GAMES:																
				41	H	Rutgers	63 50	53	A	Indiana	73 78					
				6	A	Ohio St.	54 88	38	H	Michigan	59 80					
				221	H	Illinois	68 61	20	H	Maryland	65 68					
				87	A	Penn St.	59 67	190	A	Wisconsin	46 58					
				17	H	Iowa	61 70	55	A	Purdue	60 63					
				38	A	Michigan	63 84	190	H	Wisconsin	69 60					

Non-Div I Games:

Northwestern

Loss,
Non-Conf,
S Site,
H Home
A Away
N Neutral

Average RPI Win:	303	WON-LOST	WINNING	LAST 10	STRENGTH OF	OPP. STRENGTH	TEAM	ADJ.	CONF.	ADJ CONF.
Average RPI Loss:	195	RECORD	PCT. RANK	GAMES	SCHEDULE	OF SCHEDULE	RPI	RPI	RPI	RPI
DIV. I ONLY	3- 20	329	1- 9	272	275	334	334	27	27	
DIV. I NON-CONF.	1- 6	306	0- 0	159	93	259	259	26	26	

TOTALS	RPI 1-25	RPI 26-50	W-L RECORDS	RPI 51-100	RPI 101-999	RPI 201+				
3- 20	0- 1	0- 0	OVERALL	0- 3	3- 16	3- 12				
2- 8	0- 0	0- 0	HOME	0- 0	2- 8	2- 6				
1- 11	0- 0	0- 0	AWAY	0- 0	1- 1	1- 0				
0- 1	0- 0	0- 0	NEUTRAL	0- 0	0- 1	0- 1				
1- 6	0- 1	0- 0	NON-CONFERENCE	0- 2	1- 3	1- 2				
0- 1	0- 0	0- 0	HOME	0- 0	0- 1	0- 1				
1- 4	0- 1	0- 0	AWAY	0- 2	1- 1	1- 0				
0- 1	0- 0	0- 0	NEUTRAL	0- 0	0- 1	0- 1				
2- 14	0- 0	0- 0	CONFERENCE	0- 1	2- 13	2- 10				
2- 7	0- 0	0- 0	HOME	0- 0	2- 7	2- 5				
0- 7	0- 0	0- 0	AWAY	0- 1	0- 6	0- 5				
0- 0	0- 0	0- 0	NEUTRAL	0- 0	0- 0	0- 0				

RPI 1-25				RPI 26-50				RPI 51-100				RPI 101+				Team's RPI: 334
RPI	S	Opponent	Score	RPI	S	Opponent	Score	RPI	S	Opponent	Score	RPI	S	Opponent	Score	
11	A	Texas	44 68					52	A	Oklahoma St.	44 78	114	H	Central Ark.	53 61	
								74	A	TCU	51 89	123	A	SFA	48 83	
								92	A	Lamar University	44 71	123	H	SFA	62 70	
												164	A	Ole Miss	44 75	
												208	H	Southern Miss.	59 71	
												224	H	A&M-Corpus Christi	56 62	
												229	H	Nicholls St.	63 79	
												234	A	Abilene Christian	41 80	
												237	A	New Orleans	63 81	
												237	H	New Orleans	52 47	
												241	N	Texas Southern	43 56	
												287	A	Southeastern La.	65 71	
												287	H	Southeastern La.	54 64	
												288	A	McNeese	67 72	
												288	H	McNeese	44 60	
												306	H	Incarinate Word	53 57	
												312	A	Houston Baptist	51 57	
												335	H	Sam Houston St.	63 60	
												336	A	La.-Monroe	70 48	
LAST 12 Division I GAMES:																
287	H	Southeastern La.	54 64	237	H	New Orleans	52 47									
306	H	Incarinate Word	53 57	114	H	Central Ark.	53 61									
312	A	Houston Baptist	51 57	237	A	New Orleans	63 81									
123	A	SFA	48 83	287	A	Southeastern La.	65 71									
92	A	Lamar University	44 71	335	H	Sam Houston St.	63 60									
288	H	McNeese	44 60	234	A	Abilene Christian	41 80									

Non-Div I Games: LeTourneau 82 39 LSU-Shreveport 62 42 LSU-Alexandria 85 55 Central Baptist 87 22 Northwestern St.

Average RPI	Win:	75	WON-LOST	WINNING	LAST 10	STRENGTH OF	OPP. STRENGTH	TEAM	ADJ.	CONF.	ADJ CONF.
Average RPI	Loss:	4	RECORD	PCT. RANK	GAMES	SCHEDULE	OF SCHEDULE	RPI	RPI	RPI	RPI
DIV. I ONLY		27- 2	5	10- 0	1	2	1	1	1	1	1
DIV. I NON-CONF.		12- 1	6	1- 0	2	7	2	2	1	1	1

TOTALS	RPI 1-25		RPI 26-50		W-L RECORDS	RPI 51-100		RPI 101-999		RPI 201+	
27- 2	8- 2		6- 0		OVERALL	5- 0		8- 0		1- 0	
13- 0	4- 0		2- 0		HOME	3- 0		4- 0		1- 0	
11- 2	2- 2		4- 0		AWAY	2- 0		3- 0		0- 0	
3- 0	2- 0		0- 0		NEUTRAL	0- 0		1- 0		0- 0	
12- 1	5- 1		3- 0		NON-CONFERENCE	2- 0		2- 0		1- 0	
5- 0	3- 0		0- 0		HOME	1- 0		1- 0		1- 0	
4- 1	0- 1		3- 0		AWAY	1- 0		0- 0		0- 0	
3- 0	2- 0		0- 0		NEUTRAL	0- 0		1- 0		0- 0	
15- 1	3- 1		3- 0		CONFERENCE	3- 0		6- 0		0- 0	
8- 0	1- 0		2- 0		HOME	2- 0		3- 0		0- 0	
7- 1	2- 1		1- 0		AWAY	1- 0		3- 0		0- 0	
0- 0	0- 0		0- 0		NEUTRAL	0- 0		0- 0		0- 0	

RPI	S	Opponent	Score	RPI	S	Opponent	Score	RPI	S	Opponent	Score	RPI	S	Opponent	Score
2	A	UConn	71 80	30	H	Syracuse	87 72	61	H	Michigan St.	90 59	108	A	Wake Forest	96 73
5	A	Louisville	67 100	34	A	Virginia	83 69	64	A	Georgia Tech	77 54	110	H	North Carolina	94 62
7	A	Florida St.	100 69	35	A	Oregon St.	72 67	64	H	Georgia Tech	85 69	113	N	ETSU	77 46
9	H	Tennessee	84 70	38	A	Michigan	83 63	69	A	Penn	66 54	157	H	Clemson	90 37
12	A	Duke	72 54	42	A	Western Ky.	78 65	76	H	Virginia Tech	89 59	166	A	Pittsburgh	87 53
15	N	South Carolina	92 85	48	H	Miami (FL)	83 76					194	A	Boston College	89 55
18	N	South Fla.	76 66									194	H	Boston College	89 60
21	H	NC State	86 67									292	H	Mt. St. Mary's	121 65
23	H	DePaul	91 82												
24	H	Marquette	91 85												

LAST 12 Division I GAMES:															
21	H	NC State	86 67	110	H	North Carolina	94 62	7	A	Florida St.	100 69	166	A	Pittsburgh	87 53
76	H	Virginia Tech	89 59									157	H	Clemson	90 37
194	A	Boston College	89 55									9	H	Tennessee	84 70
34	A	Virginia	83 69									194	H	Boston College	89 60
64	H	Georgia Tech	85 69												
12	A	Duke	72 54												

Non-Div I Games:

Notre Dame

Average RPI Win:	266	WON-LOST	WINNING	LAST 10	STRENGTH OF	OPP. STRENGTH	TEAM	ADJ.	CONF.	ADJ CONF.
Average RPI Loss:	96	RECORD	PCT. RANK	GAMES	SCHEDULE	OF SCHEDULE	RPI	RPI	RPI	RPI
DIV. I ONLY	13- 15	198	4- 6	189	145	189	189	11	11	
DIV. I NON-CONF.	6- 4	122	0- 0	276	148	144	144	14	14	

TOTALS	RPI 1-25	RPI 26-50	W-L RECORDS	RPI 51-100	RPI 101-999	RPI 201+				
13- 15	0- 2	0- 2	OVERALL	0- 5	13- 6	11- 1				
5- 7	0- 1	0- 1	HOME	0- 2	5- 3	5- 0				
6- 8	0- 1	0- 1	AWAY	0- 3	6- 3	4- 1				
2- 0	0- 0	0- 0	NEUTRAL	0- 0	2- 0	2- 0				
6- 4	0- 0	0- 2	NON-CONFERENCE	0- 1	6- 1	6- 0				
2- 1	0- 0	0- 1	HOME	0- 0	2- 0	2- 0				
2- 3	0- 0	0- 1	AWAY	0- 1	2- 1	2- 0				
2- 0	0- 0	0- 0	NEUTRAL	0- 0	2- 0	2- 0				
7- 11	0- 2	0- 0	CONFERENCE	0- 4	7- 5	5- 1				
3- 6	0- 1	0- 0	HOME	0- 2	3- 3	3- 0				
4- 5	0- 1	0- 0	AWAY	0- 2	4- 2	2- 1				
0- 0	0- 0	0- 0	NEUTRAL	0- 0	0- 0	0- 0				

RPI 1-25				RPI 26-50				RPI 51-100				RPI 101+				Team's RPI: 189
RPI	S	Opponent	Score	RPI	S	Opponent	Score	RPI	S	Opponent	Score	RPI	S	Opponent	Score	
22	A	Green Bay	48 78	27	H	Central Mich.	85 103	61	A	Michigan St.	63 95	109	A	Cleveland St.	62 70	
22	H	Green Bay	48 81	38	A	Michigan	69 78	81	A	IUPUI	64 80	109	H	Cleveland St.	66 86	
								81	H	IUPUI	55 73	117	A	Milwaukee	80 75	
								96	A	Wright St.	75 80	117	H	Milwaukee	62 74	
								96	H	Wright St.	57 77	154	A	Youngstown St.	58 48	
												154	H	Youngstown St.	76 86	
												170	A	Northwestern	70 88	
												228	H	Niagara	67 59	
												248	H	Illinois St.	64 43	
												254	A	Northern Ky.	59 66	
												254	H	Northern Ky.	79 53	
												271	A	Cornell	79 77	
												279	A	Cani si us	83 48	
												280	N	Old Dominion	80 59	
												320	A	Detroit Mercy	85 74	
												320	H	Detroit Mercy	83 50	
												327	A	Ill. -Chicago	67 63	
												327	H	Ill. -Chicago	95 78	
												337	N	Ark. -Pine Bluff	69 37	

LAST 12 Division I GAMES:																
117	A	Milwaukee	80 75	254	A	Northern Ky.	59 66									
22	A	Green Bay	48 78	109	H	Cleveland St.	66 86									
320	A	Detroit Mercy	85 74	154	H	Youngstown St.	76 86									
327	H	Ill. -Chicago	95 78	320	H	Detroit Mercy	83 50									
81	H	IUPUI	55 73	22	H	Green Bay	48 81									
96	A	Wright St.	75 80	117	H	Milwaukee	62 74									

Non-Div I Games: Mich. -Dearborn 104 44

Oakland

Average RPI Win:	169	WON-LOST	WINNING	LAST 10	STRENGTH OF	OPP. STRENGTH	TEAM	ADJ.	CONF.	ADJ CONF.
Average RPI Loss:	73	RECORD	PCT. RANK	GAMES	SCHEDULE	OF SCHEDULE	RPI	RPI	RPI	RPI
DIV. I ONLY	14- 12	149	6- 4	41	93	82	82	7	7	
DIV. I NON-CONF.	5- 5	170	0- 0	75	170	118	118	8	8	

TOTALS	RPI 1-25	RPI 26-50	W-L RECORDS	RPI 51-100	RPI 101-999	RPI 201+				
14- 12	0- 2	1- 4	OVERALL	2- 3	11- 3	6- 1				
8- 4	0- 1	1- 2	HOME	1- 1	6- 0	3- 0				
6- 6	0- 0	0- 0	AWAY	1- 1	5- 0	3- 0				
0- 2	0- 0	0- 1	NEUTRAL	0- 0	0- 1	0- 0				
5- 5	0- 0	0- 2	NON-CONFERENCE	1- 1	4- 2	3- 0				
2- 2	0- 0	0- 1	HOME	0- 1	2- 0	1- 0				
3- 1	0- 0	0- 0	AWAY	1- 0	2- 1	2- 0				
0- 2	0- 0	0- 1	NEUTRAL	0- 0	0- 1	0- 0				
9- 7	0- 2	1- 2	CONFERENCE	1- 2	7- 1	3- 1				
6- 2	0- 1	1- 1	HOME	1- 0	4- 0	2- 0				
3- 5	0- 1	0- 1	AWAY	0- 2	3- 1	1- 1				
0- 0	0- 0	0- 0	NEUTRAL	0- 0	0- 0	0- 0				

RPI 1-25				RPI 26-50				RPI 51-100				Team's RPI : 82				RPI 101+			
RPI	S	Opponent	Score	RPI	S	Opponent	Score	RPI	S	Opponent	Score	RPI	S	Opponent	Score	RPI	S	Opponent	Score
14	A	Buffal o	53 70	27	A	Central Mi ch.	58 82	55	A	Purdue	77 71	109	A	Cleveland St.	64 71				
14	H	Buffal o	63 67	27	H	Central Mi ch.	72 74	63	A	Tol edo	57 75	116	A	Western Mi ch.	69 54				
				34	N	Vi rgi ni a	59 77	63	H	Tol edo	78 61	121	H	Northern Ill.	77 75				
				36	H	Ball St.	80 76	81	H	IUPUI	52 76	163	A	Kent St.	78 65				
				38	H	Mi chi gan	61 74	84	A	Mi ami (OH)	55 64	163	H	Kent St.	79 78				
												175	N	Furman	68 70				
												193	H	High Point	64 61				
												203	H	N. C. A&T	72 65				
												209	A	Bowl ing Green	70 63				
												209	H	Bowl ing Green	69 58				
												210	A	Eastern Mi ch.	58 73				
												215	H	Akron	70 67				
												301	A	Marshall	54 52				
												315	A	Eastern Ky.	69 57				
LAST 12 Division I GAMES:																			
14	A	Buffal o	53 70	36	H	Ball St.	80 76	109	A	Cleveland St.	64 71	116	A	Western Mi ch.	69 54				
163	H	Kent St.	79 78	84	A	Mi ami (OH)	55 64	121	H	Northern Ill.	77 75	163	A	Kent St.	78 65				
209	H	Bowl ing Green	69 58	209	A	Bowl ing Green	70 63	14	H	Buffal o	63 67	175	N	Furman	68 70				
210	A	Eastern Mi ch.	58 73	116	A	Western Mi ch.	69 54					193	H	High Point	64 61				
163	A	Kent St.	78 65									203	H	N. C. A&T	72 65				
27	H	Central Mi ch.	72 74									209	A	Bowl ing Green	70 63				

Non-Div I Games: Notre Dame (OH) 93 37

Ohio

Average RPI	Win:	96	WON-LOST	WINNING	LAST 10	STRENGTH OF	OPP. STRENGTH	TEAM	ADJ.	CONF.	ADJ CONF.
Average RPI	Loss:	18	RECORD	PCT. RANK	GAMES	SCHEDULE	OF SCHEDULE	RPI	RPI	RPI	RPI
DIV. I ONLY		24- 6	25	8- 2	7	4	6	6	3	3	
DIV. I NON-CONF.		11- 3	45	0- 1	9	2	6	6	4	4	

TOTALS	RPI 1-25		RPI 26-50		W-L RECORDS		RPI 51-100		RPI 101-999		RPI 201+
24- 6	2- 5		5- 1		OVERALL		8- 0		9- 0		1- 0
13- 2	1- 1		3- 1		HOME		5- 0		4- 0		0- 0
8- 4	0- 4		1- 0		AWAY		3- 0		4- 0		1- 0
3- 0	1- 0		1- 0		NEUTRAL		0- 0		1- 0		0- 0
11- 3	2- 3		2- 0		NON-CONFERENCE		1- 0		6- 0		0- 0
6- 1	1- 1		1- 0		HOME		1- 0		3- 0		0- 0
2- 2	0- 2		0- 0		AWAY		0- 0		2- 0		0- 0
3- 0	1- 0		1- 0		NEUTRAL		0- 0		1- 0		0- 0
13- 3	0- 2		3- 1		CONFERENCE		7- 0		3- 0		1- 0
7- 1	0- 0		2- 1		HOME		4- 0		1- 0		0- 0
6- 2	0- 2		1- 0		AWAY		3- 0		2- 0		1- 0
0- 0	0- 0		0- 0		NEUTRAL		0- 0		0- 0		0- 0

RPI	S	Opponent	Score	RPI	S	Opponent	Score	RPI	S	Opponent	Score	RPI	S	Opponent	Score
5	H	Louisville	90 95	38	A	Michigan	78 71	53	A	Indiana	77 62	106	H	Dartmouth	103 70
12	A	Duke	60 69	38	H	Michigan	75 84	53	H	Indiana	85 70	125	A	Cincinnati	87 76
13	H	Stanford	85 64	41	H	Rutgers	90 68	55	H	Purdue	73 60	148	H	Idaho	99 56
13	N	Stanford	94 82	43	H	Quinnipiac	95 63	61	H	Michigan St.	78 62	156	A	Florida	103 77
17	A	Iowa	89 103	46	H	Minnesota	91 75	65	A	Nebraska	73 61	170	H	Northwestern	88 54
18	A	South Fla.	65 84	50	N	FGCU	104 62	78	H	Maine	83 70	190	A	Wisconsin	68 55
20	A	Maryland	69 99					87	A	Penn St.	89 64	197	H	Washington	85 76
								87	H	Penn St.	94 64	198	N	Memphis	100 69
												221	A	Illinois	88 69

LAST 12 Division I GAMES:															
87	A	Penn St.	89 64	190	A	Wisconsin	68 55	87	H	Penn St.	94 64	61	H	Michigan St.	78 62
170	H	Northwestern	88 54	61	H	Michigan St.	78 62	17	A	Iowa	89 103	20	A	Maryland	69 99
55	H	Purdue	73 60	20	A	Maryland	69 99	38	H	Michigan	75 84				
221	A	Illinois	88 69	41	H	Rutgers	90 68								
18	A	South Fla.	65 84												

Non-Div I Games:

Ohio St.

Oklahoma				Through Games Of Feb. 25, 2018						
Average RPI Win: 119		WON-LOST RECORD	WINNING PCT. RANK	LAST 10 GAMES	STRENGTH OF SCHEDULE	OPP. STRENGTH OF SCHEDULE	TEAM RPI	ADJ. RPI	CONF. RPI	ADJ CONF. RPI
Average RPI Loss: 43										
DIV. I ONLY		16- 12	133	7- 3	2	18	29	29	4	4
DIV. I NON-CONF.		5- 6	187	0- 0	3	19	33	33	5	5

TOTALS		RPI 1-25	RPI 26-50	W-L RECORDS	RPI 51-100	RPI 101-999	RPI 201+			
16- 12		1- 6	0- 1	OVERALL	7- 3	8- 2	2- 0			
10- 4		1- 2	0- 0	HOME	5- 1	4- 1	1- 0			
6- 7		0- 3	0- 1	AWAY	2- 2	4- 1	1- 0			
0- 1		0- 1	0- 0	NEUTRAL	0- 0	0- 0	0- 0			
5- 6		1- 3	0- 1	NON-CONFERENCE	2- 0	2- 2	0- 0			
4- 1		1- 0	0- 0	HOME	2- 0	1- 1	0- 0			
1- 4		0- 2	0- 1	AWAY	0- 0	1- 1	0- 0			
0- 1		0- 1	0- 0	NEUTRAL	0- 0	0- 0	0- 0			
11- 6		0- 3	0- 0	CONFERENCE	5- 3	6- 0	2- 0			
6- 3		0- 2	0- 0	HOME	3- 1	3- 0	1- 0			
5- 3		0- 1	0- 0	AWAY	2- 2	3- 0	1- 0			
0- 0		0- 0	0- 0	NEUTRAL	0- 0	0- 0	0- 0			

RPI 1-25				RPI 26-50				RPI 51-100				RPI 101+			
RPI	S	Opponent	Score	RPI	S	Opponent	Score	RPI	S	Opponent	Score	RPI	S	Opponent	Score
2	N	UConn	64 88	32	A	South Dakota St.	61 67	52	A	Oklahoma St.	82 96	103	A	Little Rock	56 68
4	A	Baylor	65 74					52	H	Oklahoma St.	67 70	115	A	Iowa St.	74 69
4	H	Baylor	52 74					68	H	Belmont	96 73	115	H	Iowa St.	80 71
8	A	Oregon	74 92					71	A	West Virginia	79 77	122	A	Colorado St.	78 46
11	H	Texas	78 88					71	H	West Virginia	76 57	152	A	Kansas	72 52
18	H	South Fla.	79 74					74	A	TCU	58 62	152	H	Kansas	97 64
23	A	DePaul	108 111					74	H	TCU	84 71	156	H	Florida	61 80
								91	A	Kansas St.	76 71	199	H	SMU	87 75
								91	H	Kansas St.	68 49	233	A	Texas Tech	73 52
								94	H	New Mexico	105 63	233	H	Texas Tech	79 61

LAST 12 Division I GAMES:															
233	H	Texas Tech	79 61	91	H	Kansas St.	68 49	74	A	TCU	58 62				
115	H	Iowa St.	80 71	74	A	TCU	58 62	152	H	Kansas	97 64				
71	A	West Virginia	79 77	52	H	Oklahoma St.	67 70	233	A	Kansas St.	76 71				
152	A	Kansas	72 52	91	A	Kansas St.	76 71	4	H	Baylor	52 74				
4	A	Baylor	65 74												
71	H	West Virginia	76 57												

Non-Div I Games:

Oklahoma

■ Loss,
 ■ Non-Conf,
 ■ S Site,
 ■ Home
 ■ A Away
 N Neutral

Average RPI Win: 161

Average RPI Loss: 44

WON-LOST
RECORDWINNING
PCT. RANKLAST 10
GAMESSTRENGTH OF
SCHEDULEOPP. STRENGTH
OF SCHEDULETEAM
RPIADJ.
RPICONF.
RPIADJ CONF.
RPI

DIV. I ONLY	19- 9	75	5- 5	63	39	52	52	4	4
DIV. I NON-CONF.	9- 2	33	0- 0	163	120	62	62	5	5
TOTALS	RPI 1-25	RPI 26-50	W-L RECORDS	RPI 51-100	RPI 101-999	RPI 201+			
19- 9	1- 6	2- 0	OVERALL	5- 1	11- 2	7- 0			
13- 3	1- 2	1- 0	HOME	2- 0	9- 1	6- 0			
5- 5	0- 3	1- 0	AWAY	2- 1	2- 1	1- 0			
1- 1	0- 1	0- 0	NEUTRAL	1- 0	0- 0	0- 0			
9- 2	1- 2	0- 0	NON-CONFERENCE	1- 0	7- 0	5- 0			
8- 0	1- 0	0- 0	HOME	0- 0	7- 0	5- 0			
0- 1	0- 1	0- 0	AWAY	0- 0	0- 0	0- 0			
1- 1	0- 1	0- 0	NEUTRAL	1- 0	0- 0	0- 0			
10- 7	0- 4	2- 0	CONFERENCE	4- 1	4- 2	2- 0			
5- 3	0- 2	1- 0	HOME	2- 0	2- 1	1- 0			
5- 4	0- 2	1- 0	AWAY	2- 1	2- 1	1- 0			
0- 0	0- 0	0- 0	NEUTRAL	0- 0	0- 0	0- 0			

RPI 1-25				RPI 26-50				RPI 51-100				Team's RPI : 52				RPI 101+			
RPI	S	Opponent	Score	RPI	S	Opponent	Score	RPI	S	Opponent	Score	RPI	S	Opponent	Score	RPI	S	Opponent	Score
3	A	Mississippi St.	76 79	29	A	Oklahoma	70 67	59	N	South Dakota	76 68	115	A	Iowa St.	81 73				
4	A	Bayl or	64 77	29	H	Oklahoma	96 82	71	A	West Virginia	79 69	115	H	Iowa St.	69 78				
4	H	Bayl or	45 87					71	H	West Virginia	79 73	139	H	Wichi ta St.	91 67				
9	N	Tennessee	69 79					74	A	TCU	71 54	152	A	Kansas	59 66				
10	H	UCLA	87 72					91	A	Kansas St.	64 80	152	H	Kansas	92 63				
11	A	Texas	79 84					91	H	Kansas St.	76 68	173	H	Southern U.	94 66				
11	H	Texas	62 77									233	A	Texas Tech	98 57				
												233	H	Texas Tech	80 62				
												294	H	USC Upstate	108 71				
												306	H	Incarnate Word	86 35				
												307	H	UTRGV	80 38				
												334	H	Northwestern St.	78 44				
												336	H	La. -Monroe	112 58				
LAST 12 Division I GAMES:																			
71	A	West Virginia	79 69	152	H	Kansas	92 63												
152	A	Kansas	59 66	4	A	Bayl or	64 77												
11	H	Texas	62 77	233	H	Texas Tech	80 62												
4	H	Bayl or	45 87	115	H	Iowa St.	69 78												
115	A	Iowa St.	81 73	29	A	Oklahoma	70 67												
74	A	TCU	71 54	71	H	West Virginia	79 73												

Non-Div I Games:

Oklahoma St.

Average RPI Win:	269	WON-LOST	WINNING	LAST 10	STRENGTH OF	OPP. STRENGTH	TEAM	ADJ.	CONF.	ADJ CONF.
Average RPI Loss:	148	RECORD	PCT. RANK	GAMES	SCHEDULE	OF SCHEDULE	RPI	RPI	RPI	RPI
DIV. I ONLY	8- 20	279	6- 4	147	232	280	280	18	18	
DIV. I NON-CONF.	2- 12	306	0- 1	136	258	303	303	20	20	

TOTALS	RPI 1-25	RPI 26-50	W-L RECORDS	RPI 51-100	RPI 101-999	RPI 201+				
8- 20	0- 2	0- 1	OVERALL	0- 2	8- 15	7- 6				
7- 8	0- 2	0- 0	HOME	0- 2	7- 4	6- 1				
1- 9	0- 0	0- 1	AWAY	0- 0	1- 8	1- 4				
0- 3	0- 0	0- 0	NEUTRAL	0- 0	0- 3	0- 1				
2- 12	0- 2	0- 0	NON-CONFERENCE	0- 1	2- 9	2- 3				
2- 5	0- 2	0- 0	HOME	0- 1	2- 2	2- 0				
0- 4	0- 0	0- 0	AWAY	0- 0	0- 4	0- 2				
0- 3	0- 0	0- 0	NEUTRAL	0- 0	0- 3	0- 1				
6- 8	0- 0	0- 1	CONFERENCE	0- 1	6- 6	5- 3				
5- 3	0- 0	0- 0	HOME	0- 1	5- 2	4- 1				
1- 5	0- 0	0- 1	AWAY	0- 0	1- 4	1- 2				
0- 0	0- 0	0- 0	NEUTRAL	0- 0	0- 0	0- 0				

RPI 1-25				RPI 26-50				RPI 51-100				RPI 101+ Team's RPI: 280			
RPI	S	Opponent	Score	RPI	S	Opponent	Score	RPI	S	Opponent	Score	RPI	S	Opponent	Score
12	H	Duke	51 84	42	A	Western Ky.	48 62	83	H	UAB	61 74	102	A	Rice	45 53
21	H	NC State	56 73					85	H	Liberty	55 63	104	A	George Mason	53 66
												118	N	Saint Francis (PA)	68 79
												125	H	Cincinnati	33 54
												140	A	Louisiana Tech	45 59
												155	H	Charlotte	60 63
												158	A	William & Mary	58 75
												189	N	Oakland	59 80
												195	H	UTEP	56 52
												200	H	Richmond	45 54
												202	A	Hampton	42 50
												208	A	Southern Miss.	74 55
												222	A	North Texas	46 63
												222	H	North Texas	52 55
												230	H	Fla. Atlantic	59 54
												234	N	Abilene Christian	60 74
												267	A	UTSA	56 64
												267	H	UTSA	69 63
												284	A	VCU	39 68
												301	H	Marshall	69 53
												308	H	FIU	68 60
												316	H	Coppin St.	75 67
												328	H	South Carolina St.	52 35
LAST 12 Division I GAMES:															
222	H	North Texas	52 55	102	A	Rice	45 53								
195	H	UTEP	56 52	140	A	Louisiana Tech	45 59								
230	H	Fla. Atlantic	59 54	267	H	UTSA	69 63								
208	A	Southern Miss.	74 55	301	H	Marshall	69 53								
42	A	Western Ky.	48 62	202	A	Hampton	42 50								
308	H	FIU	68 60	267	A	UTSA	56 64								

Non-Div I Games:

Old Domini on

O
l
e
M
i
s
s

Ole Miss		Through Games Of Feb. 25, 2018									
Average RPI	Win: 218	WON-LOST	WINNING	LAST 10	STRENGTH OF	OPP. STRENGTH	TEAM	ADJ.	CONF.	ADJ CONF.	
Average RPI	Loss: 62	RECORD	PCT. RANK	GAMES	SCHEDULE	OF SCHEDULE	RPI	RPI	RPI	RPI	
DIV. I ONLY	11- 18	240	0- 10	51	75	164	164	2	2		
DIV. I NON-CONF.	10- 3	52	0- 0	194	288	82	82	2	2		

TOTALS	RPI 1-25	RPI 26-50	W-L RECORDS	RPI 51-100	RPI 101-999	RPI 201+					
11- 18	0- 8	0- 2	OVERALL	0- 3	11- 5	6- 0					
9- 7	0- 3	0- 1	HOME	0- 2	9- 1	5- 0					
1- 10	0- 0	0- 0	AWAY	0- 0	1- 0	0- 0					
1- 1	0- 0	0- 0	NEUTRAL	0- 0	1- 1	1- 0					
10- 3	0- 1	0- 0	NON-CONFERENCE	0- 0	10- 2	6- 0					
8- 0	0- 0	0- 0	HOME	0- 0	8- 0	5- 0					
1- 2	0- 1	0- 0	AWAY	0- 0	1- 1	0- 0					
1- 1	0- 0	0- 0	NEUTRAL	0- 0	1- 1	1- 0					
1- 15	0- 7	0- 2	CONFERENCE	0- 3	1- 3	0- 0					
1- 7	0- 3	0- 1	HOME	0- 2	1- 1	0- 0					
0- 8	0- 4	0- 1	AWAY	0- 1	0- 2	0- 0					
0- 0	0- 0	0- 0	NEUTRAL	0- 0	0- 0	0- 0					

RPI 1-25				RPI 26-50				RPI 51-100				RPI 101+ Team's RPI: 164			
RPI	S	Opponent	Score	RPI	S	Opponent	Score	RPI	S	Opponent	Score	RPI	S	Opponent	Score
3	A	Mississippi St.	45 76	28	A	Georgia	45 69	86	H	Alabama	79 82	107	H	Middle Tenn.	65 56
3	H	Mississippi St.	49 69	28	H	Georgia	52 66	89	H	Kentucky	71 79	126	N	Saint Louis	64 79
8	A	Oregon	46 90					98	A	Auburn	55 60	135	A	Portland St.	79 94
9	A	Tennessee	66 75									136	H	Vanderbilt	72 75
15	H	South Carolina	62 88									137	A	Arkansas	72 73
16	A	Texas A&M	54 83									156	A	Florida	60 61
19	H	Missouri	48 67									156	H	Florida	78 75
25	A	LSU	55 84									167	H	South Ala.	66 59
												169	H	Troy	96 93
												177	A	Temple	64 48
												208	H	Southern Miss.	68 59
												213	H	Arkansas St.	74 48
												241	H	Texas Southern	73 58
												299	H	Kennesaw St.	92 63
												332	N	Delaware St.	110 58
												334	H	Northwestern St.	75 44

LAST 12 Division I GAMES:															
98	A	Auburn	55 60	28	A	Georgia	45 69	136	H	Vanderbilt	72 75				
89	H	Kentucky	71 79	3	H	Mississippi St.	49 69	9	A	Tennessee	66 75				
28	H	Georgia	52 66	156	A	Florida	60 61	19	H	Missouri	48 67				
25	A	LSU	55 84												
86	H	Alabama	79 82												
16	A	Texas A&M	54 83												

Non-Div I Games:

Ole Miss

Average RPI Win: 268	WON-LOST RECORD	WINNING PCT. RANK	LAST 10 GAMES	STRENGTH OF SCHEDULE	OPP. STRENGTH OF SCHEDULE	TEAM RPI	ADJ. RPI	CONF. RPI	ADJ CONF. RPI
Average RPI Loss: 135									
DIV. I ONLY	9- 15	244	3- 6	200	212	238	238	13	13
DIV. I NON-CONF.	6- 4	122	0- 0	284	303	169	169	16	16

TOTALS	RPI 1-25	RPI 26-50	W-L RECORDS	RPI 51-100	RPI 101-999	RPI 201+			
9- 15	0- 0	0- 3	OVERALL	0- 3	9- 9	8- 3			
5- 6	0- 0	0- 2	HOME	0- 1	5- 3	4- 0			
4- 9	0- 0	0- 1	AWAY	0- 2	4- 6	4- 3			
0- 0	0- 0	0- 0	NEUTRAL	0- 0	0- 0	0- 0			
6- 4	0- 0	0- 1	NON-CONFERENCE	0- 1	6- 2	5- 2			
3- 1	0- 0	0- 1	HOME	0- 0	3- 0	2- 0			
3- 3	0- 0	0- 0	AWAY	0- 1	3- 2	3- 2			
0- 0	0- 0	0- 0	NEUTRAL	0- 0	0- 0	0- 0			
3- 11	0- 0	0- 2	CONFERENCE	0- 2	3- 7	3- 1			
2- 5	0- 0	0- 1	HOME	0- 1	2- 3	2- 0			
1- 6	0- 0	0- 1	AWAY	0- 1	1- 4	1- 1			
0- 0	0- 0	0- 0	NEUTRAL	0- 0	0- 0	0- 0			

RPI S Opponent	Score	RPI S Opponent	Score	RPI S Opponent	Score	RPI S Opponent	Score	Team's RPI: 238
32 A South Dakota St.	64 89	59 A South Dakota	46 70	101 A Western Ill.	68 103			
32 H South Dakota St.	54 103	59 H South Dakota	50 72	101 H Western Ill.	51 90			
49 H Creighton	51 72	91 A Kansas St.	60 81	138 H UNI	78 74			
				172 A Denver	60 81			
				172 H Denver	74 85			
				181 A Oral Roberts	56 72			
				181 H Oral Roberts	53 82			
				205 A CSU Bakersfield	43 52			
				214 A CSUN	68 60			
				232 H Montana St.	64 53			
				259 A Bradley	56 69			
				286 A North Dakota St.	59 57			
				286 H North Dakota St.	80 67			
				294 A USC Upstate	69 66			
				298 A Wofford	64 60			
				325 A Fort Wayne	65 76			
				325 H Fort Wayne	77 61			
				341 H Florida A&M	78 73			
LAST 12 Division I GAMES:								
286 A North Dakota St.	59 57	32 H South Dakota St.	54 103					
181 A Oral Roberts	56 72	286 H North Dakota St.	80 67					
172 A Denver	60 81	59 A South Dakota	46 70					
59 H South Dakota	50 72	172 H Denver	74 85					
325 H Fort Wayne	77 61	101 H Western Ill.	51 90					
101 A Western Ill.	68 103	325 A Fort Wayne	65 76					

Non-Div I Games: Graceland (IA) 96 69 Peru St. 63 47 St. Mary (NE) 81 58

Omaha

Average RPI Win:	281	WON-LOST	WINNING	LAST 10	STRENGTH OF	OPP. STRENGTH	TEAM	ADJ.	CONF.	ADJ CONF.
Average RPI Loss:	94	RECORD	PCT. RANK	GAMES	SCHEDULE	OF SCHEDULE	RPI	RPI	RPI	RPI
DIV. I ONLY	14- 12	149	4- 5	260	192	181	181	13	13	
DIV. I NON-CONF.	7- 5	132	0- 0	330	265	208	208	16	16	

TOTALS	RPI 1-25	RPI 26-50	W-L RECORDS	RPI 51-100	RPI 101-999	RPI 201+				
14- 12	0- 0	0- 2	OVERALL	0- 5	14- 5	12- 0				
5- 4	0- 0	0- 1	HOME	0- 1	5- 2	4- 0				
5- 8	0- 0	0- 1	AWAY	0- 4	5- 3	4- 0				
4- 0	0- 0	0- 0	NEUTRAL	0- 0	4- 0	4- 0				
7- 5	0- 0	0- 0	NON-CONFERENCE	0- 3	7- 2	6- 0				
1- 1	0- 0	0- 0	HOME	0- 0	1- 1	1- 0				
2- 4	0- 0	0- 0	AWAY	0- 3	2- 1	1- 0				
4- 0	0- 0	0- 0	NEUTRAL	0- 0	4- 0	4- 0				
7- 7	0- 0	0- 2	CONFERENCE	0- 2	7- 3	6- 0				
4- 3	0- 0	0- 1	HOME	0- 1	4- 1	3- 0				
3- 4	0- 0	0- 1	AWAY	0- 1	3- 2	3- 0				
0- 0	0- 0	0- 0	NEUTRAL	0- 0	0- 0	0- 0				

RPI 1-25				RPI 26-50				RPI 51-100				RPI 101+				Team's RPI: 181
RPI	S	Opponent	Score	RPI	S	Opponent	Score	RPI	S	Opponent	Score	RPI	S	Opponent	Score	
				32	A	South Dakota St.	72 96	59	A	South Dakota	55 72	101	A	Western Ill.	49 56	
				32	H	South Dakota St.	70 77	59	H	South Dakota	68 73	101	H	Western Ill.	63 85	
								74	A	TCU	58 72	137	H	Arkansas	66 77	
								90	A	Missouri St.	66 76	168	A	UT Arlington	46 70	
								100	A	Utah	50 71	172	A	Denver	54 70	
												172	H	Denver	90 60	
												201	A	Tulsa	53 41	
												238	A	Omaha	82 53	
												238	H	Omaha	72 56	
												283	A	UMKC	76 73	
												286	A	North Dakota St.	64 57	
												286	H	North Dakota St.	71 48	
												297	N	Alcorn	76 52	
												300	N	Long Beach St.	64 58	
												312	H	Houston Baptist	78 56	
												323	N	Cal St. Fullerton	60 50	
												325	A	Fort Wayne	73 48	
												325	H	Fort Wayne	66 45	
												345	N	Chicago St.	73 43	

LAST 12 Division I GAMES:																
				238	H	Omaha	72 56	325	H	Fort Wayne	66 45					
				59	A	South Dakota	55 72	172	H	Denver	90 60					
				172	A	Denver	54 70	59	H	South Dakota	68 73					
				32	A	South Dakota St.	72 96	32	H	South Dakota St.	70 77					
				286	A	North Dakota St.	64 57	286	H	North Dakota St.	71 48					
				101	H	Western Ill.	63 85	101	A	Western Ill.	49 56					

Non-Div I Games: Okla. Panhandle 88 35 Cent. Christian (KS) 18 47

Oral Roberts

Average RPI Win: 122

Average RPI Loss: 14

WON-LOST
RECORDWINNING
PCT. RANKLAST 10
GAMESSTRENGTH OF
SCHEDULEOPP. STRENGTH
OF SCHEDULETEAM
RPIADJ.
RPICONF.
RPIADJ CONF.
RPIDIV. I ONLY
DIV. I NON-CONF.27- 4
11- 29
229- 1
0- 026
2021
268
78
75
35
3

TOTALS

RPI 1-25

RPI 26-50

W-L RECORDS

RPI 51-100

RPI 101-999

RPI 201+

27- 4

4- 3

5- 1

OVERALL

4- 0

14- 0

6- 0

16- 1

1- 1

4- 0

HOME

2- 0

9- 0

4- 0

9- 3

2- 2

1- 1

AWAY

2- 0

4- 0

1- 0

2- 0

1- 0

0- 0

NEUTRAL

0- 0

1- 0

1- 0

11- 2

2- 2

1- 0

NON-CONFERENCE

1- 0

7- 0

4- 0

8- 0

0- 0

1- 0

HOME

1- 0

6- 0

3- 0

1- 2

1- 2

0- 0

AWAY

0- 0

0- 0

0- 0

2- 0

1- 0

0- 0

NEUTRAL

0- 0

1- 0

1- 0

16- 2

2- 1

4- 1

CONFERENCE

3- 0

7- 0

2- 0

8- 1

1- 1

3- 0

HOME

1- 0

3- 0

1- 0

8- 1

1- 0

1- 1

AWAY

2- 0

4- 0

1- 0

0- 0

0- 0

0- 0

NEUTRAL

0- 0

0- 0

0- 0

RPI 1-25

Team's RPI: 8

RPI 26-50

RPI 51-100

RPI 101+

RPI	S	Opponent	Score
3	A	Mississippi St.	79 90
5	A	Louisville	61 74
10	A	UCLA	70 61
10	H	UCLA	101 94
13	H	Stanford	65 78
16	A	Texas A&M	83 68
16	N	Texas A&M	84 62

RPI	S	Opponent	Score
29	H	Oklahoma	92 74
35	A	Oregon St.	79 85
35	H	Oregon St.	75 63
40	H	California	91 54
45	A	Southern California	70 66
45	H	Southern California	80 74

RPI	S	Opponent	Score
57	A	Arizona St.	57 44
57	H	Arizona St.	74 64
77	H	Drake	110 77
100	A	Utah	84 68

RPI	S	Opponent	Score
105	A	Washington St.	90 79
105	H	Washington St.	89 56
145	H	Eastern Wash.	81 40
150	A	Colorado	74 55
153	H	Weber St.	114 87
164	H	Ole Miss	90 46
197	A	Washington	76 63
197	H	Washington	94 83
202	H	Hampton	87 45
214	H	CSUN	91 43
249	N	Hawaii	85 44
276	A	Arizona	74 61
276	H	Arizona	62 44
329	H	Southern Utah	98 38

LAST 12 Division I GAMES:

276	A	Arizona	74 61	13	H	Stanford	65 78
57	A	Arizona St.	57 44	40	H	California	91 54
10	H	UCLA	101 94	100	A	Utah	84 68
45	H	Southern California	80 74	150	A	Colorado	74 55
105	A	Washington St.	90 79	35	H	Oregon St.	75 63
197	A	Washington	76 63	35	A	Oregon St.	79 85

Non-Div I Games:

Oregon

Loss, Non-Conf, S Site, H Home A Away N Neutral

Average RPI Win: 165

Average RPI Loss: 15

WON-LOST
RECORDWINNING
PCT. RANKLAST 10
GAMESSTRENGTH OF
SCHEDULEOPP. STRENGTH
OF SCHEDULETEAM
RPIADJ.
RPICONF.
RPIADJ CONF.
RPIDIV. I ONLY
DIV. I NON-CONF.23- 6
9- 228
339- 1
0- 0103
25342
13635
8835
885
35
3

TOTALS

RPI 1-25

RPI 26-50

W-L RECORDS

RPI 51-100

RPI 101-999

RPI 201+

23- 6

2- 5

2- 1

OVERALL

4- 0

15- 0

8- 0

14- 2

2- 2

2- 0

HOME

2- 0

8- 0

4- 0

7- 4

0- 3

0- 1

AWAY

2- 0

5- 0

2- 0

2- 0

0- 0

0- 0

NEUTRAL

0- 0

2- 0

2- 0

9- 2

0- 2

0- 0

NON-CONFERENCE

1- 0

8- 0

6- 0

6- 1

0- 1

0- 0

HOME

1- 0

5- 0

3- 0

1- 1

0- 1

0- 0

AWAY

0- 0

1- 0

1- 0

2- 0

0- 0

0- 0

NEUTRAL

0- 0

2- 0

2- 0

14- 4

2- 3

2- 1

CONFERENCE

3- 0

7- 0

2- 0

8- 1

2- 1

2- 0

HOME

1- 0

3- 0

1- 0

6- 3

0- 2

0- 1

AWAY

2- 0

4- 0

1- 0

0- 0

0- 0

0- 0

NEUTRAL

0- 0

0- 0

0- 0

RPI 1-25

RPI 26-50

Team's RPI: 35

RPI 51-100

RPI 101+

RPI	S	Opponent	Score
1	H	Notre Dame	67 72
8	A	Oregon	63 75
8	H	Oregon	85 79
10	A	UCLA	49 84
10	H	UCLA	67 64
12	A	Duke	65 72
13	H	Stanford	57 60

RPI	S	Opponent	Score
40	H	Cal i forn i a	68 48
45	A	Southern Cal i forn i a	61 65
45	H	Southern Cal i forn i a	69 63

RPI	S	Opponent	Score
57	A	Arizona St.	64 60
57	H	Arizona St.	57 54
58	H	UC Davi s	61 47
100	A	Utah	69 58

RPI	S	Opponent	Score
105	A	Washington St.	63 61
105	H	Washington St.	71 53
150	A	Col orado	86 71
161	H	North Dakota	65 55
192	H	UC Santa Barbara	74 49
197	A	Washi ngton	95 57
197	H	Washi ngton	75 63
217	N	Nevada	89 49
253	H	San Jose St.	110 62
276	A	Ari zona	65 40
276	H	Ari zona	88 48
305	N	Utah St.	94 55
322	H	Utah Valley	98 41
324	A	N. C. Central	97 44
339	H	Savannah St.	84 36

LAST 12 Di vi si on I GAMES:

57	A	Ari zona St.	64 60	40	H	Cal i forn i a	68 48
276	A	Ari zona	65 40	13	H	Stanford	57 60
45	H	Southern Cal i forn i a	69 63	150	A	Col orado	86 71
10	H	UCLA	67 64	100	A	Utah	69 58
197	A	Washi ngton	95 57	8	A	Oregon	63 75
105	A	Washi ngton St.	63 61	8	H	Oregon	85 79

O
r
e
g
o
n
S
t
.O
r
e
g
o
n
S
t
.

Non-Di v I Games:

Oregon St.

Loss,
 Non-Conf,
 S Site,
 H Home
A Away
 N Neutral

Average RPI	Win:	212	WON-LOST	WINNING	LAST 10	STRENGTH OF	OPP. STRENGTH	TEAM	ADJ.	CONF.	ADJ CONF.
Average RPI	Loss:	121	RECORD	PCT. RANK	GAMES	SCHEDULE	OF SCHEDULE	RPI	RPI	RPI	RPI
DIV. I ONLY		12- 16	214	4- 6	102	154	191	191	14	14	
DIV. I NON-CONF.		5- 5	170	0- 0	35	195	129	129	11	11	

TOTALS	RPI 1-25		RPI 26-50		W-L RECORDS	RPI 51-100		RPI 101-999		RPI 201+	
12- 16	0- 0		1- 4		OVERALL	1- 3		10- 9		7- 2	
9- 7	0- 0		1- 2		HOME	1- 2		7- 3		5- 0	
3- 9	0- 0		0- 2		AWAY	0- 1		3- 6		2- 2	
0- 0	0- 0		0- 0		NEUTRAL	0- 0		0- 0		0- 0	
5- 5	0- 0		1- 2		NON-CONFERENCE	1- 1		3- 2		3- 0	
4- 3	0- 0		1- 1		HOME	1- 1		2- 1		2- 0	
1- 2	0- 0		0- 1		AWAY	0- 0		1- 1		1- 0	
0- 0	0- 0		0- 0		NEUTRAL	0- 0		0- 0		0- 0	
7- 11	0- 0		0- 2		CONFERENCE	0- 2		7- 7		4- 2	
5- 4	0- 0		0- 1		HOME	0- 1		5- 2		3- 0	
2- 7	0- 0		0- 1		AWAY	0- 1		2- 5		1- 2	
0- 0	0- 0		0- 0		NEUTRAL	0- 0		0- 0		0- 0	

RPI 1-25				RPI 26-50				RPI 51-100				RPI 101+				Team's RPI: 191	
RPI	S	Opponent	Score	RPI	S	Opponent	Score	RPI	S	Opponent	Score	RPI	S	Opponent	Score		
				37	A	Northern Colo.	55 80	58	H	UC Davis	58 90	130	A	Fresno St.	70 81		
				39	A	Gonzaga	66 90	75	A	Saint Mary's (CA)	88 96	131	A	San Francisco	78 80		
				39	H	Gonzaga	72 99	75	H	Saint Mary's (CA)	69 70	131	H	San Francisco	71 81		
				40	H	Cal i forni a	85 92	92	H	Lamar Uni versi ty	80 75	132	A	Loyol a Marymount	60 75		
				44	H	UCF	78 74					132	H	Loyol a Marymount	77 79		
												143	A	BYU	65 77		
												143	H	BYU	83 76		
												179	H	Brown	57 74		
												188	A	San Di ego	81 68		
												188	H	San Di ego	62 60		
												223	A	Seattle U	85 73		
												245	A	Pepperdi ne	85 77		
												245	H	Pepperdi ne	84 73		
												253	H	San Jose St.	106 97		
												282	A	Santa Clara	55 57		
												282	H	Santa Clara	55 37		
												317	A	Portl and	67 89		
												317	H	Portl and	91 55		
												323	H	Cal St. Fullerton	81 65		
LAST 12 Di vi si on I GAMES:																	
				132	H	Loyol a Marymount	77 79	245	H	Pepperdi ne	84 73						
				131	A	San Francis co	78 80	282	H	Santa Clara	55 37						
				282	A	Santa Clara	55 57	143	H	BYU	83 76						
				188	H	San Di ego	62 60	131	H	San Francis co	71 81						
				317	A	Portl and	67 89	75	A	Saint Mary's (CA)	88 96						
				39	A	Gonzaga	66 90	245	A	Pepperdi ne	85 77						

Non-Di v I Games: UC Merced 123 59

Paci f i c

Average RPI Win: 159

Average RPI Loss: 63

WON-LOST
RECORDWINNING
PCT. RANKLAST 10
GAMESSTRENGTH OF
SCHEDULEOPP. STRENGTH
OF SCHEDULETEAM
RPIADJ.
RPICONF.
RPIADJ CONF.
RPIDIV. I ONLY
DIV. I NON-CONF.15- 14
9- 4172
824- 6
0- 057
18958
13487
8787
873
43
4

TOTALS

RPI 1-25

RPI 26-50

W-L RECORDS

RPI 51-100

RPI 101-999

RPI 201+

15- 14

0- 4

2- 4

OVERALL

3- 4

10- 2

5- 1

11- 3

0- 2

2- 1

HOME

3- 0

6- 0

3- 0

4- 9

0- 2

0- 3

AWAY

0- 3

4- 1

2- 1

0- 2

0- 0

0- 0

NEUTRAL

0- 1

0- 1

0- 0

9- 4

0- 0

1- 0

NON-CONFERENCE

1- 2

7- 2

4- 1

6- 0

0- 0

1- 0

HOME

1- 0

4- 0

2- 0

3- 2

0- 0

0- 0

AWAY

0- 1

3- 1

2- 1

0- 2

0- 0

0- 0

NEUTRAL

0- 1

0- 1

0- 0

6- 10

0- 4

1- 4

CONFERENCE

2- 2

3- 0

1- 0

5- 3

0- 2

1- 1

HOME

2- 0

2- 0

1- 0

1- 7

0- 2

0- 3

AWAY

0- 2

1- 0

0- 0

0- 0

0- 0

0- 0

NEUTRAL

0- 0

0- 0

0- 0

RPI 1-25

RPI 26-50

RPI 51-100

Team's RPI: 87

RPI 101+

RPI	S	Opponent	Score
6	A	Ohio St.	64 94
6	H	Ohio St.	64 89
17	A	Iowa	76 80
20	H	Maryland	65 69

RPI	S	Opponent	Score
38	A	Michigan	69 89
41	A	Rutgers	65 70
41	H	Rutgers	70 67
46	A	Minnesota	68 101
46	H	Minnesota	71 91
47	H	Drexel	84 70

RPI	S	Opponent	Score
53	H	Indiana	77 74
55	A	Purdue	73 88
60	A	American	66 75
61	H	Michigan St.	74 59
65	A	Nebraska	51 59
72	H	Fordham	65 60
91	N	Kansas St.	65 70

RPI	S	Opponent	Score
108	H	Wake Forest	68 58
140	N	Louisiana Tech	59 71
166	A	Pittsburgh	59 48
170	H	Northwestern	67 59
190	A	Wisconsin	69 62
196	H	Siena	86 72
210	A	Providence	60 51
221	H	Illinois	68 59
251	A	St. Bonaventure	62 65
257	H	Manhattan	78 46
295	H	Central Conn. St.	83 66
301	A	Marshall	80 65

LAST 12 Division I GAMES:

6	H	Ohio St.	64 89	6	A	Ohio St.	64 94
65	A	Nebraska	51 59	55	A	Purdue	73 88
170	H	Northwestern	67 59	221	H	Illinois	68 59
46	A	Minnesota	68 101	41	H	Rutgers	70 67
17	A	Iowa	76 80	190	A	Wisconsin	69 62
61	H	Michigan St.	74 59	46	H	Minnesota	71 91

Non-Div I Games:

Penn St.

Average RPI Win:	225	WON-LOST	WINNING	LAST 10	STRENGTH OF	OPP. STRENGTH	TEAM	ADJ.	CONF.	ADJ CONF.
Average RPI Loss:	152	RECORD	PCT. RANK	GAMES	SCHEDULE	OF SCHEDULE	RPI	RPI	RPI	RPI
DIV. I ONLY	9- 19	267	2- 8	138	213	245	245	14	14	
DIV. I NON-CONF.	4- 6	214	0- 0	113	344	192	192	11	11	

TOTALS	RPI 1-25	RPI 26-50	W-L RECORDS	RPI 51-100	RPI 101-999	RPI 201+				
9- 19	0- 0	0- 2	OVERALL	0- 4	9- 13	5- 4				
7- 6	0- 0	0- 1	HOME	0- 1	7- 4	3- 2				
2- 13	0- 0	0- 1	AWAY	0- 3	2- 9	2- 2				
0- 0	0- 0	0- 0	NEUTRAL	0- 0	0- 0	0- 0				
4- 6	0- 0	0- 0	NON-CONFERENCE	0- 2	4- 4	3- 2				
2- 2	0- 0	0- 0	HOME	0- 0	2- 2	1- 2				
2- 4	0- 0	0- 0	AWAY	0- 2	2- 2	2- 0				
0- 0	0- 0	0- 0	NEUTRAL	0- 0	0- 0	0- 0				
5- 13	0- 0	0- 2	CONFERENCE	0- 2	5- 9	2- 2				
5- 4	0- 0	0- 1	HOME	0- 1	5- 2	2- 0				
0- 9	0- 0	0- 1	AWAY	0- 1	0- 7	0- 2				
0- 0	0- 0	0- 0	NEUTRAL	0- 0	0- 0	0- 0				

RPI 1-25				RPI 26-50				RPI 51-100				RPI 101+ Team's RPI: 245			
RPI	S	Opponent	Score	RPI	S	Opponent	Score	RPI	S	Opponent	Score	RPI	S	Opponent	Score
				39	A	Gonzaga	51 73	58	A	UC Davis	64 69	131	A	San Francisco	67 68
				39	H	Gonzaga	48 67	75	A	Saint Mary's (CA)	62 75	131	H	San Francisco	95 92
								75	H	Saint Mary's (CA)	75 82	132	A	Loyola Marymount	60 75
								100	A	Utah	65 89	132	H	Loyola Marymount	85 74
												134	H	Idaho St.	80 74
												143	A	BYU	43 78
												143	H	BYU	67 73
												153	A	Weber St.	61 71
												182	A	UC Irvine	74 75
												188	A	San Diego	53 79
												188	H	San Diego	66 62
												191	A	Pacific	73 84
												191	H	Pacific	77 85
												217	A	Nevada	77 72
												220	H	New Mexico St.	64 86
												223	H	Seattle U	62 65
												282	A	Santa Clara	50 54
												282	H	Santa Clara	56 55
												300	A	Long Beach St.	83 71
												317	A	Portland	58 82
												317	H	Portland	83 79
												322	H	Utah Valley	71 44
LAST 12 Division I GAMES:															
				317	A	Portland	58 82	191	A	Pacific	73 84				
				75	H	Saint Mary's (CA)	75 82	317	H	Portland	83 79				
				39	H	Gonzaga	48 67	282	A	Santa Clara	50 54				
				143	A	BYU	43 78	132	A	Loyola Marymount	60 75				
				132	H	Loyola Marymount	85 74	131	H	San Francisco	95 92				
				188	A	San Diego	53 79	191	H	Pacific	77 85				

Non-Div I Games:

Pepperdine

Average RPI	Win:	194	WON-LOST	WINNING	LAST 10	STRENGTH OF	OPP. STRENGTH	TEAM	ADJ.	CONF.	ADJ CONF.
Average RPI	Loss:	62	RECORD	PCT. RANK	GAMES	SCHEDULE	OF SCHEDULE	RPI	RPI	RPI	RPI
DIV. I ONLY		10- 19	257	1- 9	34	47	166	166	1	1	
DIV. I NON-CONF.		8- 5	111	0- 0	201	175	176	176	1	1	

TOTALS	RPI 1-25		RPI 26-50		W-L RECORDS		RPI 51-100		RPI 101-999		RPI 201+
10- 19	0- 6		0- 4		OVERALL		2- 5		8- 4		5- 0
8- 10	0- 5		0- 1		HOME		2- 2		6- 2		5- 0
2- 9	0- 1		0- 3		AWAY		0- 3		2- 2		0- 0
0- 0	0- 0		0- 0		NEUTRAL		0- 0		0- 0		0- 0
8- 5	0- 0		0- 0		NON-CONFERENCE		1- 4		7- 1		5- 0
7- 3	0- 0		0- 0		HOME		1- 2		6- 1		5- 0
1- 2	0- 0		0- 0		AWAY		0- 2		1- 0		0- 0
0- 0	0- 0		0- 0		NEUTRAL		0- 0		0- 0		0- 0
2- 14	0- 6		0- 4		CONFERENCE		1- 1		1- 3		0- 0
1- 7	0- 5		0- 1		HOME		1- 0		0- 1		0- 0
1- 7	0- 1		0- 3		AWAY		0- 1		1- 2		0- 0
0- 0	0- 0		0- 0		NEUTRAL		0- 0		0- 0		0- 0

RPI	S	Opponent	Score
1	H	Notre Dame	53 87
5	A	Louisville	49 81
5	H	Louisville	51 77
7	H	Florida St.	59 66
12	H	Duke	46 58
21	H	NC State	66 77

RPI	S	Opponent	Score
30	A	Syracuse	52 70
30	H	Syracuse	53 62
34	A	Virginia	50 62
48	A	Miami (FL)	58 82

RPI	S	Opponent	Score
64	H	Georgia Tech	68 62
71	A	West Virginia	52 73
72	A	Fordham	55 58
73	H	Duquesne	53 66
76	A	Virginia Tech	66 89
87	H	Penn St.	48 59
93	H	Bucknell	57 39

RPI	S	Opponent	Score
108	H	Wake Forest	49 58
110	A	North Carolina	67 68
125	A	Cincinnati	66 46
154	H	Youngstown St.	66 58
157	A	Clemson	58 42
190	H	Wisconsin	57 58
194	A	Boston College	61 72
213	H	Arkansas St.	87 47
255	H	UNCW	74 55
266	H	Towson	81 63
271	H	Cornell	51 39
345	H	Chicago St.	87 49

LAST 12 Division I GAMES:

5	A	Louisville	49 81	157	A	Clemson	58 42
21	H	NC State	66 77	12	H	Duke	46 58
30	H	Syracuse	53 62	1	H	Notre Dame	53 87
48	A	Miami (FL)	58 82	30	A	Syracuse	52 70
194	A	Boston College	61 72	5	H	Louisville	51 77
7	H	Florida St.	59 66	64	H	Georgia Tech	68 62

Non-Div I Games:

Pittsburgh

Average RPI Win:	216	WON-LOST	WINNING	LAST 10	STRENGTH OF	OPP. STRENGTH	TEAM	ADJ.	CONF.	ADJ CONF.
Average RPI Loss:	163	RECORD	PCT. RANK	GAMES	SCHEDULE	OF SCHEDULE	RPI	RPI	RPI	RPI

DIV. I ONLY	5- 22	324	3- 7	167	190	317	317	14	14
DIV. I NON-CONF.	2- 7	286	0- 0	236	335	329	329	11	11

TOTALS	RPI 1-25	RPI 26-50	W-L RECORDS	RPI 51-100	RPI 101-999	RPI 201+			
5- 22	0- 0	0- 2	OVERALL	1- 1	4- 19	3- 4			
5- 10	0- 0	0- 1	HOME	1- 0	4- 9	3- 1			
0- 12	0- 0	0- 1	AWAY	0- 1	0- 10	0- 3			
0- 0	0- 0	0- 0	NEUTRAL	0- 0	0- 0	0- 0			
2- 7	0- 0	0- 0	NON-CONFERENCE	0- 0	2- 7	2- 1			
2- 4	0- 0	0- 0	HOME	0- 0	2- 4	2- 0			
0- 3	0- 0	0- 0	AWAY	0- 0	0- 3	0- 1			
0- 0	0- 0	0- 0	NEUTRAL	0- 0	0- 0	0- 0			
3- 15	0- 0	0- 2	CONFERENCE	1- 1	2- 12	1- 3			
3- 6	0- 0	0- 1	HOME	1- 0	2- 5	1- 1			
0- 9	0- 0	0- 1	AWAY	0- 1	0- 7	0- 2			
0- 0	0- 0	0- 0	NEUTRAL	0- 0	0- 0	0- 0			

P
o
r
t
l
a
n
d

RPI 1-25	RPI 26-50	RPI 51-100	RPI 101+	Team's RPI: 317
RPI S Opponent Score	RPI S Opponent Score	RPI S Opponent Score	RPI S Opponent Score	
	39 A Gonzaga 36 75	75 A Saint Mary's (CA) 49 77	118 H Saint Francis (PA) 101 106	
	39 H Gonzaga 56 70	75 H Saint Mary's (CA) 68 65	131 A San Francisco 75 84	
			131 H San Francisco 63 76	
			132 A Loyola Marymount 55 76	
			132 H Loyola Marymount 60 63	
			135 H Portland St. 71 77	
			143 A BYU 35 73	
			143 H BYU 58 72	
			147 H Boise St. 47 73	
			153 H Weber St. 70 91	
			182 A UC Irvine 52 63	
			188 A San Diego 52 59	
			188 H San Diego 60 75	
			191 A Paci fic 55 91	
			191 H Paci fic 89 67	
			197 A Washi ngton 67 93	
			245 A Pepperdi ne 79 83	
			245 H Pepperdi ne 82 58	
			249 H Hawai i 76 47	
			282 A Santa Clara 57 67	
			282 H Santa Clara 43 50	
			322 H Utah Valley 71 64	
			323 A Cal St. Fullerton 61 66	
LAST 12 Division I GAMES:				
	245 H Pepperdi ne 82 58	132 A Loyola Marymount 55 76		
	143 A BYU 35 73	245 A Pepperdi ne 79 83		
	75 A Saint Mary's (CA) 49 77	75 H Saint Mary's (CA) 68 65		
	282 A Santa Clara 57 67	39 A Gonzaga 36 75		
	191 H Paci fic 89 67	132 H Loyola Marymount 60 63		
	131 H San Francisco 63 76	188 H San Diego 60 75		

P
o
r
t
l
a
n
d

Non-Div I Games:	Willamette	72 52	Warner Paci fic	95 59	Portland
------------------	------------	-------	-----------------	-------	----------

Average RPI Win:	234	WON-LOST	WINNING	LAST 10	STRENGTH OF	OPP. STRENGTH	TEAM	ADJ.	CONF.	ADJ CONF.
Average RPI Loss:	142	RECORD	PCT. RANK	GAMES	SCHEDULE	OF SCHEDULE	RPI	RPI	RPI	RPI
DIV. I ONLY	14- 11	136	7- 3	199	221	135	135	19	19	
DIV. I NON-CONF.	4- 5	202	0- 0	144	147	108	108	13	13	

TOTALS	RPI 1-25	RPI 26-50	W-L RECORDS	RPI 51-100	RPI 101-999	RPI 201+				
14- 11	0- 0	0- 1	OVERALL	0- 2	14- 8	9- 3				
8- 2	0- 0	0- 0	HOME	0- 0	8- 2	5- 0				
6- 9	0- 0	0- 1	AWAY	0- 2	6- 6	4- 3				
0- 0	0- 0	0- 0	NEUTRAL	0- 0	0- 0	0- 0				
4- 5	0- 0	0- 1	NON-CONFERENCE	0- 2	4- 2	2- 2				
1- 0	0- 0	0- 0	HOME	0- 0	1- 0	0- 0				
3- 5	0- 0	0- 1	AWAY	0- 2	3- 2	2- 2				
0- 0	0- 0	0- 0	NEUTRAL	0- 0	0- 0	0- 0				
10- 6	0- 0	0- 0	CONFERENCE	0- 0	10- 6	7- 1				
7- 2	0- 0	0- 0	HOME	0- 0	7- 2	5- 0				
3- 4	0- 0	0- 0	AWAY	0- 0	3- 4	2- 1				
0- 0	0- 0	0- 0	NEUTRAL	0- 0	0- 0	0- 0				

RPI 1-25				RPI 26-50				RPI 51-100				RPI 101+				Team's RPI: 135
RPI	S	Opponent	Score	RPI	S	Opponent	Score	RPI	S	Opponent	Score	RPI	S	Opponent	Score	
				39	A	Gonzaga	52 91	58	A	UC Davis	67 79	134	A	Idaho St.	64 72	
								80	A	UNLV	80 88	134	H	Idaho St.	59 88	
												145	A	Eastern Wash.	57 64	
												145	H	Eastern Wash.	75 60	
												148	A	Idaho	60 61	
												148	H	Idaho	90 101	
												153	A	Weber St.	62 60	
												153	H	Weber St.	77 64	
												164	H	Ole Miss	94 79	
												182	A	UC Irvine	82 72	
												217	A	Nevada	55 67	
												223	A	Seattle U	77 91	
												232	A	Montana St.	69 60	
												232	H	Montana St.	62 53	
												240	A	Montana	53 69	
												240	H	Montana	70 53	
												253	A	San Jose St.	90 78	
												289	A	Sacramento St.	81 72	
												289	H	Sacramento St.	74 73	
												302	H	Northern Ariz.	68 59	
												317	A	Portland	77 71	
												329	H	Southern Utah	70 66	

LAST 12 Division I GAMES:																
				302	H	Northern Ariz.	68 59	145	A	Eastern Wash.	57 64					
				329	H	Southern Utah	70 66	148	A	Idaho	60 61					
				134	A	Idaho St.	64 72	289	A	Sacramento St.	81 72					
				153	A	Weber St.	62 60	153	H	Weber St.	77 64					
				232	H	Montana St.	62 53	134	H	Idaho St.	59 88					
				240	H	Montana	70 53	240	A	Montana	53 69					

Non-Div I Games: Northwest (WA) 63 60 Multnomah 95 32

Portland St.

Average RPI Win:	294	WON-LOST	WINNING	LAST 10	STRENGTH OF	OPP. STRENGTH	TEAM	ADJ.	CONF.	ADJ CONF.
Average RPI Loss:	199	RECORD	PCT. RANK	GAMES	SCHEDULE	OF SCHEDULE	RPI	RPI	RPI	RPI
DIV. I ONLY	10- 14	222	8- 2	269	347	252	252	32	32	
DIV. I NON-CONF.	0- 9	337	0- 0	59	285	298	298	32	32	

TOTALS	RPI 1-25	RPI 26-50	W-L RECORDS	RPI 51-100	RPI 101-999	RPI 201+				
10- 14	0- 1	0- 0	OVERALL	0- 0	10- 13	9- 8				
6- 3	0- 0	0- 0	HOME	0- 0	6- 3	5- 2				
4- 10	0- 1	0- 0	AWAY	0- 0	4- 9	4- 5				
0- 1	0- 0	0- 0	NEUTRAL	0- 0	0- 1	0- 1				
0- 9	0- 1	0- 0	NON-CONFERENCE	0- 0	0- 8	0- 3				
0- 1	0- 0	0- 0	HOME	0- 0	0- 1	0- 0				
0- 7	0- 1	0- 0	AWAY	0- 0	0- 6	0- 2				
0- 1	0- 0	0- 0	NEUTRAL	0- 0	0- 1	0- 1				
10- 5	0- 0	0- 0	CONFERENCE	0- 0	10- 5	9- 5				
6- 2	0- 0	0- 0	HOME	0- 0	6- 2	5- 2				
4- 3	0- 0	0- 0	AWAY	0- 0	4- 3	4- 3				
0- 0	0- 0	0- 0	NEUTRAL	0- 0	0- 0	0- 0				

RPI 1-25				RPI 26-50				RPI 51-100				RPI 101+ Team's RPI: 252			
RPI	S	Opponent	Score	RPI	S	Opponent	Score	RPI	S	Opponent	Score	RPI	S	Opponent	Score
16	A	Texas A&M	70 98									102	H	Rice	68 88
												119	A	Bethune-Cookman	52 77
												122	A	Colorado St.	59 71
												142	A	Texas St.	57 84
												157	A	Clemson	58 64
												173	H	Southern U.	69 62
												224	N	A&M-Corpus Christi	62 72
												225	A	Grambling	79 81
												225	H	Grambling	68 75
												233	A	Texas Tech	60 89
												241	A	Texas Southern	61 56
												241	H	Texas Southern	65 48
												297	H	Alcorn	72 73
												303	A	Jackson St.	61 70
												303	H	Jackson St.	85 73
												307	A	UTRGV	62 78
												311	A	Alabama St.	68 70
												311	H	Alabama St.	69 63
												319	A	Alabama A&M	55 48
												337	A	Ark.-Pine Bluff	89 72
												337	H	Ark.-Pine Bluff	64 52
												340	A	Mississippi Val.	75 74
												340	H	Mississippi Val.	78 73

LAST 12 Division I GAMES:															
				311	H	Alabama St.	69 63	319	A	Alabama A&M	55 48				
				340	A	Mississippi Val.	75 74	311	A	Alabama St.	68 70				
				337	A	Ark.-Pine Bluff	89 72	340	H	Mississippi Val.	78 73				
				303	H	Jackson St.	85 73	337	H	Ark.-Pine Bluff	64 52				
				225	H	Grambling	68 75	303	A	Jackson St.	61 70				
				241	H	Texas Southern	65 48	225	A	Grambling	79 81				

Non-Div I Games: Texas-Tyler 99 56 Arlington Baptist 116 73

Prairie View

Average RPI Win:	260	WON-LOST	WINNING	LAST 10	STRENGTH OF	OPP. STRENGTH	TEAM	ADJ.	CONF.	ADJ CONF.
Average RPI Loss:	178	RECORD	PCT. RANK	GAMES	SCHEDULE	OF SCHEDULE	RPI	RPI	RPI	RPI
DIV. I ONLY	10- 17	245	5- 5	226	281	250	250	26	26	
DIV. I NON-CONF.	3- 8	268	0- 0	168	155	244	244	28	28	
TOTALS	RPI 1-25	RPI 26-50	W-L RECORDS	RPI 51-100	RPI 101-999	RPI 201+				
10- 17	0- 2	0- 0	OVERALL	0- 4	10- 11	8- 7				
6- 6	0- 0	0- 0	HOME	0- 1	6- 5	4- 4				
4- 11	0- 0	0- 0	AWAY	0- 1	4- 1	4- 0				
0- 0	0- 0	0- 0	NEUTRAL	0- 0	0- 0	0- 0				
3- 8	0- 2	0- 0	NON-CONFERENCE	0- 2	3- 4	2- 3				
2- 2	0- 0	0- 0	HOME	0- 0	2- 2	1- 2				
1- 6	0- 2	0- 0	AWAY	0- 2	1- 2	1- 1				
0- 0	0- 0	0- 0	NEUTRAL	0- 0	0- 0	0- 0				
7- 9	0- 0	0- 0	CONFERENCE	0- 2	7- 7	6- 4				
4- 4	0- 0	0- 0	HOME	0- 1	4- 3	3- 2				
3- 5	0- 0	0- 0	AWAY	0- 1	3- 4	3- 2				
0- 0	0- 0	0- 0	NEUTRAL	0- 0	0- 0	0- 0				

RPI	S	Opponent	Score	RPI	S	Opponent	Score	RPI	S	Opponent	Score	RPI	S	Opponent	Score
10	A	UCLA	40 76					68	A	Belmont	48 90	110	A	North Carolina	56 91
12	A	Duke	45 79					85	A	Liberty	55 63	149	A	Radford	55 93
								85	H	Liberty	64 76	149	H	Radford	40 64
								99	A	Chattanooga	51 71	175	H	Furman	76 75
												193	A	High Point	55 81
												193	H	High Point	62 55
												218	A	Gardner-Webb	60 50
												218	H	Gardner-Webb	72 69
												226	A	UNC Asheville	76 74
												227	H	UNCG	57 64
												268	A	San Diego St.	50 77
												269	A	Campbell	40 53
												269	H	Campbell	65 59
												294	A	USC Upstate	83 69
												299	H	Kennesaw St.	51 60
												314	H	Charleston So.	61 64
												324	H	N.C. Central	69 60
												343	A	Winthrop	64 58
												343	H	Winthrop	78 45
												344	A	Longwood	56 66
												344	H	Longwood	60 75
LAST 12 Division I GAMES:															
149	H	Radford	40 64	85	A	Liberty	55 63								
218	A	Gardner-Webb	60 50	314	H	Charleston So.	61 64								
193	H	High Point	62 55	226	A	UNC Asheville	76 74								
269	A	Campbell	40 53	343	H	Winthrop	78 45								
344	H	Longwood	60 75	149	A	Radford	55 93								
343	A	Winthrop	64 58	218	H	Gardner-Webb	72 69								

Non-Div I Games:

Presbyterian

Average RPI Win:	160	WON-LOST	WINNING	LAST 10	STRENGTH OF	OPP. STRENGTH	TEAM	ADJ.	CONF.	ADJ CONF.
Average RPI Loss:	63	RECORD	PCT. RANK	GAMES	SCHEDULE	OF SCHEDULE	RPI	RPI	RPI	RPI
DIV. I ONLY	20- 5	25	8- 2	99	91	33	33	9	9	
DIV. I NON-CONF.	10- 3	52	0- 0	125	51	51	51	9	9	

TOTALS	RPI 1-25	RPI 26-50	W-L RECORDS	RPI 51-100	RPI 101-999	RPI 201+				
20- 5	0- 0	1- 2	OVERALL	5- 2	14- 1	7- 0				
8- 2	0- 0	0- 1	HOME	3- 1	5- 0	3- 0				
10- 3	0- 0	1- 1	AWAY	1- 1	8- 1	4- 0				
2- 0	0- 0	0- 0	NEUTRAL	1- 0	1- 0	0- 0				
10- 3	0- 0	1- 2	NON-CONFERENCE	2- 1	7- 0	3- 0				
3- 2	0- 0	0- 1	HOME	1- 1	2- 0	1- 0				
5- 1	0- 0	1- 1	AWAY	0- 0	4- 0	2- 0				
2- 0	0- 0	0- 0	NEUTRAL	1- 0	1- 0	0- 0				
10- 2	0- 0	0- 0	CONFERENCE	3- 1	7- 1	4- 0				
5- 0	0- 0	0- 0	HOME	2- 0	3- 0	2- 0				
5- 2	0- 0	0- 0	AWAY	1- 1	4- 1	2- 0				
0- 0	0- 0	0- 0	NEUTRAL	0- 0	0- 0	0- 0				

RPI 1-25				RPI 26-50				Team's RPI: 33				RPI 51-100				RPI 101+			
RPI	S	Opponent	Score	RPI	S	Opponent	Score	RPI	S	Opponent	Score	RPI	S	Opponent	Score	RPI	S	Opponent	Score
				26	H	Villanova	59 62	56	A	Harvard	58 72	106	A	Dartmouth	79 67				
				41	A	Rutgers	50 70	56	H	Harvard	80 47	106	H	Dartmouth	82 63				
				43	A	Quinnipiac	60 46	64	H	Georgia Tech	56 67	112	H	Delaware	78 60				
								69	A	Penn	70 55	124	A	Seton Hall	85 83				
								69	H	Penn	60 40	127	A	Yale	59 73				
								95	H	George Washington	72 52	141	N	Saint Joseph's	63 54				
								99	N	Chattanooga	59 49	176	A	Davidson	63 57				
												179	A	Brown	77 62				
												204	A	Columbia	74 46				
												204	H	Columbia	69 47				
												231	A	Lafayette	53 45				
												271	A	Cornell	72 40				
												271	H	Cornell	75 54				
												321	H	UMBC	77 40				
												331	A	Wagner	58 37				
LAST 12 Division I GAMES:																			
				56	A	Harvard	58 72	56	H	Harvard	80 47								
				106	A	Dartmouth	79 67	179	A	Brown	77 62								
				204	A	Columbia	74 46	127	A	Yale	59 73								
				271	A	Cornell	72 40	271	H	Cornell	75 54								
				69	H	Penn	60 40	204	H	Columbia	69 47								
				106	H	Dartmouth	82 63	69	A	Penn	70 55								

Non-Div I Games:

Princeton

Average RPI	Win:	176	WON-LOST	WINNING	LAST 10	STRENGTH OF	OPP. STRENGTH	TEAM	ADJ.	CONF.	ADJ CONF.
Average RPI	Loss:	97	RECORD	PCT. RANK	GAMES	SCHEDULE	OF SCHEDULE	RPI	RPI	RPI	RPI
DIV. I ONLY		10- 20	261	2- 8	123	67	210	210	6	6	
DIV. I NON-CONF.		7- 5	132	0- 0	264	159	181	181	6	6	

TOTALS	RPI 1-25		RPI 26-50		W-L RECORDS		RPI 51-100		RPI 101-999		RPI 201+
10- 20	0- 4		0- 5		OVERALL		3- 1		7- 10		3- 3
4- 10	0- 2		0- 2		HOME		1- 1		3- 5		2- 1
3- 10	0- 2		0- 3		AWAY		1- 0		2- 5		0- 2
3- 0	0- 0		0- 0		NEUTRAL		1- 0		2- 0		1- 0
7- 5	0- 0		0- 1		NON-CONFERENCE		1- 1		6- 3		2- 2
2- 3	0- 0		0- 0		HOME		0- 1		2- 2		1- 1
2- 2	0- 0		0- 1		AWAY		0- 0		2- 1		0- 1
3- 0	0- 0		0- 0		NEUTRAL		1- 0		2- 0		1- 0
3- 15	0- 4		0- 4		CONFERENCE		2- 0		1- 7		1- 1
2- 7	0- 2		0- 2		HOME		1- 0		1- 3		1- 0
1- 8	0- 2		0- 2		AWAY		1- 0		0- 4		0- 1
0- 0	0- 0		0- 0		NEUTRAL		0- 0		0- 0		0- 0

RPI 1-25				RPI 26-50				RPI 51-100				RPI 101+				Team's RPI: 210
RPI	S	Opponent	Score	RPI	S	Opponent	Score	RPI	S	Opponent	Score	RPI	S	Opponent	Score	
23	A	DePaul	47 81	26	A	Villanova	43 70	70	A	St. John's (NY)	49 44	111	A	Georgetown	48 74	
23	H	DePaul	48 71	26	H	Villanova	55 63	70	H	St. John's (NY)	70 68	111	H	Georgetown	43 75	
24	A	Marquette	61 94	43	A	Quinnipiac	36 62	87	H	Penn St.	51 60	120	A	Butler	57 68	
24	H	Marquette	60 77	49	A	Creighton	56 73	96	N	Wright St.	74 69	120	H	Butler	48 69	
				49	H	Creighton	84 87					124	A	Seton Hall	56 65	
												124	H	Seton Hall	56 65	
												127	A	Yale	55 51	
												133	A	Northeastern	98 95	
												179	H	Brown	59 64	
												185	N	Stetson	56 45	
												194	H	Boston College	63 55	
												204	H	Columbia	64 73	
												216	A	Xavier	59 68	
												216	H	Xavier	69 48	
												260	A	Sacred Heart	75 78	
												333	H	Rhode Island	65 41	
												339	N	Savannah St.	78 48	

LAST 12 Division I GAMES:																
111	A	Georgetown	48 74	24	A	Marquette	61 94									
26	A	Villanova	43 70	70	H	St. John's (NY)	70 68									
216	H	Xavier	69 48	124	H	Seton Hall	56 65									
120	H	Butler	48 69	120	A	Butler	57 68									
49	H	Creighton	84 87	216	A	Xavier	59 68									
23	A	DePaul	47 81	49	A	Creighton	56 73									

Non-Div I Games:

Providence

Average RPI Win:	129	WON-LOST	WINNING	LAST 10	STRENGTH OF	OPP. STRENGTH	TEAM	ADJ.	CONF.	ADJ CONF.
Average RPI Loss:	54	RECORD	PCT. RANK	GAMES	SCHEDULE	OF SCHEDULE	RPI	RPI	RPI	RPI
DIV. I ONLY	18- 12	114	5- 5	14	60	55	55	3	3	
DIV. I NON-CONF.	9- 5	99	0- 0	17	140	48	48	4	4	

TOTALS	RPI 1-25	RPI 26-50	W-L RECORDS	RPI 51-100	RPI 101-999	RPI 201+				
18- 12	2- 1	3- 4	OVERALL	4- 7	9- 0	4- 0				
11- 5	0- 0	1- 2	HOME	4- 3	6- 0	2- 0				
6- 6	2- 1	2- 1	AWAY	0- 4	2- 0	2- 0				
1- 1	0- 0	0- 1	NEUTRAL	0- 0	1- 0	0- 0				
9- 5	0- 0	1- 2	NON-CONFERENCE	3- 3	5- 0	2- 0				
6- 2	0- 0	0- 1	HOME	3- 1	3- 0	1- 0				
2- 2	0- 0	1- 0	AWAY	0- 2	1- 0	1- 0				
1- 1	0- 0	0- 1	NEUTRAL	0- 0	1- 0	0- 0				
9- 7	2- 1	2- 2	CONFERENCE	1- 4	4- 0	2- 0				
5- 3	0- 0	1- 1	HOME	1- 2	3- 0	1- 0				
4- 4	2- 1	1- 1	AWAY	0- 2	1- 0	1- 0				
0- 0	0- 0	0- 0	NEUTRAL	0- 0	0- 0	0- 0				

RPI 1-25				RPI 26-50				RPI 51-100				RPI 101+			
RPI	S	Opponent	Score	RPI	S	Opponent	Score	RPI	S	Opponent	Score	RPI	S	Opponent	Score
6	A	Ohio St.	60 73	27	A	Central Mich.	79 69	53	A	Indiana	54 72	145	H	Eastern Wash.	65 40
17	A	Iowa	76 70	36	H	Bail St.	60 66	53	H	Indiana	44 52	170	H	Northwestern	63 60
20	A	Maryland	75 65	38	A	Michigan	81 79	61	H	Michigan St.	68 82	174	N	Marist	61 47
				41	A	Rutgers	50 58	64	A	Georgia Tech	55 68	178	H	UT Martin	60 58
				41	H	Rutgers	47 33	65	A	Nebraska	51 75	190	H	Wisconsin	57 35
				45	N	Southern California	46 58	75	H	Saint Mary's (CA)	70 60	221	A	Illinois	73 54
				46	H	Minnesota	74 78	82	H	Ohio	71 77	221	H	Illinois	64 51
								84	H	Miami (OH)	75 66	249	A	Hawaii	79 67
								87	H	Penn St.	88 73	293	H	Valparaiso	95 49
								92	H	Lamar University	79 64				
								100	A	Utah	68 81				
LAST 12 Division I GAMES:															
61	H	Michigan St.	68 82	221	A	Illinois	73 54								
221	H	Illinois	64 51	38	A	Michigan	81 79								
6	A	Ohio St.	60 73	87	H	Penn St.	88 73								
20	A	Maryland	75 65	65	A	Nebraska	51 75								
53	H	Indiana	44 52	170	H	Northwestern	63 60								
46	H	Minnesota	74 78	17	A	Iowa	76 70								

Non-Div I Games:

Purdue

Average RPI	W n:	224	WON-LOST	WINNING	LAST 10	STRENGTH OF	OPP. STRENGTH	TEAM	ADJ.	CONF.	ADJ CONF.
Average RPI	Loss:	27	RECORD	PCT. RANK	GAMES	SCHEDULE	OF SCHEDULE	RPI	RPI	RPI	RPI
DIV. I ONLY		24- 5		16	10- 0	125	214	43	43	28	28
DIV. I NON-CONF.		6- 5		153	0- 0	5	17	19	19	25	25

TOTALS	RPI 1-25		RPI 26-50		W-L RECORDS	RPI 51-100		RPI 101-999		RPI 201+	
24- 5	0- 3		3- 1		OVERALL	0- 1		21- 0		16- 0	
12- 1	0- 0		2- 1		HOME	0- 0		10- 0		8- 0	
12- 3	0- 2		1- 0		AWAY	0- 1		11- 0		8- 0	
0- 1	0- 1		0- 0		NEUTRAL	0- 0		0- 0		0- 0	
6- 5	0- 3		3- 1		NON-CONFERENCE	0- 1		3- 0		2- 0	
3- 1	0- 0		2- 1		HOME	0- 0		1- 0		1- 0	
3- 3	0- 2		1- 0		AWAY	0- 1		2- 0		1- 0	
0- 1	0- 1		0- 0		NEUTRAL	0- 0		0- 0		0- 0	
18- 0	0- 0		0- 0		CONFERENCE	0- 0		18- 0		14- 0	
9- 0	0- 0		0- 0		HOME	0- 0		9- 0		7- 0	
9- 0	0- 0		0- 0		AWAY	0- 0		9- 0		7- 0	
0- 0	0- 0		0- 0		NEUTRAL	0- 0		0- 0		0- 0	

RPI	S	Opponent	Score	RPI	S	Opponent	Score	Team's RPI: 43	RPI	S	Opponent	Score	RPI	S	Opponent	Score
6	A	Ohio St.	63 95	27	A	Central Mich.	84 70		61	A	Michigan St.	55 74	174	A	Marist	80 74
17	A	Iowa	67 83	31	H	Dayton	72 66						174	H	Marist	62 56
19	N	Missouri	51 66	33	H	Princeton	46 60						196	A	Si ena	83 72
				37	H	Northern Colo.	60 49						196	H	Si ena	68 54

LAST 12 Division I GAMES:																
291	H	Monmouth	77 57	265	A	Fai rfi el d	58 39		279	A	Canis us	84 55	291	A	Monmouth	76 55
262	A	Ri der	80 59	228	A	Ni agara	84 55		265	H	Fai rfi el d	77 45	291	H	Monmouth	77 57
174	A	Marist	80 74	279	A	Canis us	84 55		291	A	Monmouth	76 55	338	A	I ona	74 38
196	A	Si ena	83 72	265	H	Fai rfi el d	77 45		338	H	I ona	90 47	348	H	Saint Peter's	86 39
279	H	Canis us	64 39	291	A	Monmouth	76 55									
338	H	I ona	90 47	262	H	Ri der	73 66									

Non-Div I Games:

Qui nni pi ac

Average RPI Win: **268**
 Average RPI Loss: **158**

WON-LOST
RECORD

WINNING
PCT. RANK

LAST 10
GAMES

STRENGTH OF
SCHEDULE

OPP. STRENGTH
OF SCHEDULE

TEAM
RPI

ADJ.
RPI

CONF.
RPI

ADJ CONF.
RPI

DIV. I ONLY	19- 7	54	9- 1	339	256	149	149	26	26
DIV. I NON-CONF.	6- 4	122	0- 0	333	112	207	207	28	28
<hr/>									
TOTALS	RPI 1-25	RPI 26-50	W-L RECORDS	RPI 51-100	RPI 101-999	RPI 201+			
19- 7	0- 0	0- 0	OVERALL	1- 3	18- 4	17- 3			
10- 1	0- 0	0- 0	HOME	1- 0	9- 1	8- 1			
7- 5	0- 0	0- 0	AWAY	0- 0	7- 2	7- 2			
2- 1	0- 0	0- 0	NEUTRAL	0- 1	2- 0	2- 0			
6- 4	0- 0	0- 0	NON-CONFERENCE	0- 2	6- 2	6- 1			
3- 0	0- 0	0- 0	HOME	0- 0	3- 0	3- 0			
1- 3	0- 0	0- 0	AWAY	0- 1	1- 2	1- 1			
2- 1	0- 0	0- 0	NEUTRAL	0- 1	2- 0	2- 0			
13- 3	0- 0	0- 0	CONFERENCE	1- 1	12- 2	11- 2			
7- 1	0- 0	0- 0	HOME	1- 0	6- 1	5- 1			
6- 2	0- 0	0- 0	AWAY	0- 1	6- 1	6- 1			
0- 0	0- 0	0- 0	NEUTRAL	0- 0	0- 0	0- 0			

RPI 1-25				RPI 26-50				RPI 51-100				RPI 101+				Team's RPI: 149
RPI	S	Opponent	Score	RPI	S	Opponent	Score	RPI	S	Opponent	Score	RPI	S	Opponent	Score	
								71	N	West Virginia	55 75	110	A	North Carolina	46 79	
								76	A	Virginia Tech	42 68	193	H	High Point	50 47	
								85	A	Liberty	56 61	218	A	Gardner-Webb	53 69	
								85	H	Liberty	52 45	218	H	Gardner-Webb	66 46	
												226	A	UNC Asheville	64 48	
												226	H	UNC Asheville	56 67	
												227	H	UNCG	56 53	
												234	N	Abilene Christian	71 65	
												250	A	Presbyterian	64 40	
												250	H	Presbyterian	93 55	
												266	N	Towson	69 66	
												269	A	Campbell	51 50	
												273	H	Appalachian St.	61 40	
												284	H	VCU	79 62	
												313	A	Tennessee Tech	60 41	
												314	A	Charleston So.	61 56	
												314	H	Charleston So.	74 57	
												318	A	Western Caro.	27 39	
												343	A	Winthrop	70 30	
												343	H	Winthrop	78 52	
												344	A	Longwood	52 33	
												344	H	Longwood	81 39	
<hr/>																
LAST 12 Division I GAMES:																
				250	A	Presbyterian	64 40	218	H	Gardner-Webb	66 46					
				344	H	Longwood	81 39	269	A	Campbell	51 50					
				343	A	Winthrop	70 30	85	A	Liberty	56 61					
				85	H	Liberty	52 45	193	H	High Point	50 47					
				314	H	Charleston So.	74 57	250	H	Presbyterian	93 55					
				226	A	UNC Asheville	64 48	344	A	Longwood	52 33					

Non-Div I Games: UVa-Wise 75 43

Radford

Loss, Non-Conf, S Site, H Home A Away N Neutral

Average RPI Win:	285	WON-LOST	WINNING	LAST 10	STRENGTH OF	OPP. STRENGTH	TEAM	ADJ.	CONF.	ADJ CONF.
Average RPI Loss:	163	RECORD	PCT. RANK	GAMES	SCHEDULE	OF SCHEDULE	RPI	RPI	RPI	RPI
DIV. I ONLY	3- 25	336	1- 9	222	179	333	333	12	12	
DIV. I NON-CONF.	2- 10	300	0- 0	214	259	316	316	10	10	

TOTALS	RPI 1-25	RPI 26-50	W-L RECORDS	RPI 51-100	RPI 101-999	RPI 201+				
3- 25	0- 0	0- 2	OVERALL	0- 5	3- 18	3- 8				
3- 9	0- 0	0- 1	HOME	0- 0	3- 8	3- 4				
0- 15	0- 0	0- 1	AWAY	0- 5	0- 9	0- 3				
0- 1	0- 0	0- 0	NEUTRAL	0- 0	0- 1	0- 1				
2- 10	0- 0	0- 1	NON-CONFERENCE	0- 2	2- 7	2- 3				
2- 2	0- 0	0- 1	HOME	0- 0	2- 1	2- 1				
0- 7	0- 0	0- 0	AWAY	0- 2	0- 5	0- 1				
0- 1	0- 0	0- 0	NEUTRAL	0- 0	0- 1	0- 1				
1- 15	0- 0	0- 1	CONFERENCE	0- 3	1- 11	1- 5				
1- 7	0- 0	0- 0	HOME	0- 0	1- 7	1- 3				
0- 8	0- 0	0- 1	AWAY	0- 3	0- 4	0- 2				
0- 0	0- 0	0- 0	NEUTRAL	0- 0	0- 0	0- 0				

Rhode Island

Rhode Island

RPI 1-25				RPI 26-50				RPI 51-100				RPI 101+ Team's RPI: 333			
RPI	S	Opponent	Score	RPI	S	Opponent	Score	RPI	S	Opponent	Score	RPI	S	Opponent	Score
31	A	Dayton	58 116	61	A	Michigan St.	38 82	104	H	George Mason	53 92				
46	H	Minnesota	60 82	69	A	Penn	66 84	106	A	Dartmouth	54 70				
				72	A	Fordham	64 76	126	H	Saint Louis	66 70				
				73	A	Duquesne	71 80	141	A	Saint Joseph's	46 64				
				95	A	George Washington	52 65	171	A	Samford	37 67				
								174	A	Marist	42 64				
								176	A	Davidson	67 77				
								176	H	Davidson	67 79				
								183	A	Jacksonville St.	53 63				
								200	H	Richmond	53 74				
								210	A	Providence	41 65				
								242	H	La Salle	72 63				
								244	H	Holy Cross	63 69				
								251	A	St. Bonaventure	70 81				
								251	H	St. Bonaventure	72 77				
								265	H	Fairfield	62 47				
								275	A	Massachusetts	50 87				
								275	H	Massachusetts	59 61				
								284	H	VCU	49 61				
								285	N	Bryant	52 58				
								347	H	UMass Lowell	81 64				
LAST 12 Division I GAMES:															
275	A	Massachusetts	50 87	176	H	Davidson	67 79								
251	H	St. Bonaventure	72 77	275	H	Massachusetts	59 61								
73	A	Duquesne	71 80	95	A	George Washington	52 65								
126	H	Saint Louis	66 70	242	H	La Salle	72 63								
141	A	Saint Joseph's	46 64	251	A	St. Bonaventure	70 81								
72	A	Fordham	64 76	104	H	George Mason	53 92								

Non-Div I Games: Southern Conn. St. 57 62

Rhode Island

Average RPI Win:	239	WON-LOST	WINNING	LAST 10	STRENGTH OF	OPP. STRENGTH	TEAM	ADJ.	CONF.	ADJ CONF.
Average RPI Loss:	153	RECORD	PCT. RANK	GAMES	SCHEDULE	OF SCHEDULE	RPI	RPI	RPI	RPI
DIV. I ONLY	19- 7	54	6- 4	304	202	102	102	18	18	
DIV. I NON-CONF.	10- 2	32	0- 0	336	237	119	119	20	20	

TOTALS	RPI 1-25	RPI 26-50	W-L RECORDS	RPI 51-100	RPI 101-999	RPI 201+				
19- 7	0- 1	1- 0	OVERALL	0- 1	18- 5	15- 2				
11- 0	0- 0	1- 0	HOME	0- 0	10- 0	8- 0				
8- 7	0- 1	0- 0	AWAY	0- 1	8- 5	7- 2				
0- 0	0- 0	0- 0	NEUTRAL	0- 0	0- 0	0- 0				
10- 2	0- 1	0- 0	NON-CONFERENCE	0- 0	10- 1	9- 0				
5- 0	0- 0	0- 0	HOME	0- 0	5- 0	4- 0				
5- 2	0- 1	0- 0	AWAY	0- 0	5- 1	5- 0				
0- 0	0- 0	0- 0	NEUTRAL	0- 0	0- 0	0- 0				
9- 5	0- 0	1- 0	CONFERENCE	0- 1	8- 4	6- 2				
6- 0	0- 0	1- 0	HOME	0- 0	5- 0	4- 0				
3- 5	0- 0	0- 0	AWAY	0- 1	3- 4	2- 2				
0- 0	0- 0	0- 0	NEUTRAL	0- 0	0- 0	0- 0				

RPI	S	Opponent	Score	RPI	S	Opponent	Score	RPI	S	Opponent	Score	RPI	S	Opponent	Score
16	A	Texas A&M	76 82	42	H	Western Ky.	73 58	83	A	UAB	63 70	103	H	Little Rock	58 51
												107	A	Middle Tenn.	41 51
												140	A	Louisiana Tech	55 75
												152	A	Kansas	65 73
												155	A	Charlotte	62 55
												195	H	UTEP	56 42
												204	H	Columbia	67 44
												208	H	Southern Miss.	62 56
												222	A	North Texas	50 49
												224	A	A&M-Corpus Christi	67 56
												230	A	Fla. Atlantic	67 53
												252	A	Prairie View	88 68
												258	A	Grand Canyon	69 59
												267	A	UTSA	58 62
												267	H	UTSA	83 52
												280	H	Old Dominion	53 45
												301	H	Marshall	87 44
												302	A	Northern Ariz.	88 83
												306	H	Incarnate Word	60 43
												308	A	FIU	58 68
												312	H	Houston Baptist	67 45
												335	A	Sam Houston St.	79 50
												336	H	La.-Monroe	63 47
LAST 12 Division I GAMES:															
267	A	UTSA	58 62	208	H	Southern Miss.	62 56								
301	H	Marshall	87 44	280	H	Old Dominion	53 45								
107	A	Middle Tenn.	41 51	195	H	UTEP	56 42								
83	A	UAB	63 70	155	A	Charlotte	62 55								
42	H	Western Ky.	73 58	308	A	FIU	58 68								
140	A	Louisiana Tech	55 75	230	A	Fla. Atlantic	67 53								

Non-Div I Games:

Rice

Ri chmond				Through Games Of Feb. 25, 2018							
Average RPI	Win:	254	WON-LOST	WINNING	LAST 10	STRENGTH OF	OPP. STRENGTH	TEAM	ADJ.	CONF.	ADJ CONF.
Average RPI	Loss:	122	RECORD	PCT. RANK	GAMES	SCHEDULE	OF SCHEDULE	RPI	RPI	RPI	RPI
DIV. I ONLY		13- 16	204	6- 4		188	180	200	200	12	12
DIV. I NON-CONF.		5- 8	220	0- 0		152	242	201	201	10	10

TOTALS		RPI 1-25	RPI 26-50		W-L RECORDS		RPI 51-100	RPI 101-999		RPI 201+	
13- 16		0- 0	0- 2		OVERALL		1- 4	12- 10		12- 1	
2- 10		0- 0	0- 2		HOME		0- 3	2- 5		2- 1	
10- 3		0- 0	0- 0		AWAY		1- 0	9- 0		9- 0	
1- 3		0- 0	0- 0		NEUTRAL		0- 1	1- 2		1- 0	
5- 8		0- 0	0- 1		NON-CONFERENCE		0- 2	5- 5		5- 0	
0- 4		0- 0	0- 1		HOME		0- 1	0- 2		0- 0	
4- 1		0- 0	0- 0		AWAY		0- 0	4- 1		4- 0	
1- 3		0- 0	0- 0		NEUTRAL		0- 1	1- 2		1- 0	
8- 8		0- 0	0- 1		CONFERENCE		1- 2	7- 5		7- 1	
2- 6		0- 0	0- 1		HOME		0- 2	2- 3		2- 1	
6- 2		0- 0	0- 0		AWAY		1- 0	5- 2		5- 0	
0- 0		0- 0	0- 0		NEUTRAL		0- 0	0- 0		0- 0	

RPI 1-25				RPI 26-50				RPI 51-100				RPI 101+ Team's RPI: 200			
RPI	S	Opponent	Score	RPI	S	Opponent	Score	RPI	S	Opponent	Score	RPI	S	Opponent	Score
				31	H	Dayton	59 66	72	H	Fordham	38 43	104	A	George Mason	56 77
				43	H	Qui nni pi ac	65 81	73	H	Duquesne	70 78	108	H	Wake Forest	81 85
								88	H	Navy	56 76	119	N	Bethune-Cookman	50 63
								95	A	George Washington	49 36	126	H	Saint Louis	61 79
								96	N	Wright St.	69 85	141	A	Saint Joseph's	72 81
												156	N	Flori da	80 87
												158	H	William & Mary	64 78
												176	H	Davi dson	65 68
												185	A	Stetson	67 72
												204	A	Col umbi a	85 79
												207	A	East Caroli na	65 64
												242	A	La Salle	60 57
												242	H	La Salle	77 51
												251	A	St. Bonaventure	79 57
												265	A	Fai rfi eld	72 67
												275	A	Massachusetts	51 39
												275	H	Massachusetts	49 58
												280	A	Old Domi ni on	54 45
												284	A	VCU	77 68
												284	H	VCU	59 54
												333	A	Rhode Isl and	74 53
												339	N	Savannah St.	100 63
LAST 12 Di vi si on I GAMES:															
				95	A	George Washington	49 36	275	A	Massachusetts	51 39				
				275	H	Massachusetts	49 58	284	A	VCU	77 68				
				284	H	VCU	59 54	31	H	Dayton	59 66				
				251	A	St. Bonaventure	79 57	72	H	Fordham	38 43				
				242	A	La Salle	60 57	104	A	George Mason	56 77				
				73	H	Duquesne	70 78	176	H	Davi dson	65 68				

Non-Di v I Games:

Ri chmond

Average RPI Win:	293	WON-LOST	WINNING	LAST 10	STRENGTH OF	OPP. STRENGTH	TEAM	ADJ.	CONF.	ADJ CONF.
Average RPI Loss:	178	RECORD	PCT. RANK	GAMES	SCHEDULE	OF SCHEDULE	RPI	RPI	RPI	RPI
DIV. I ONLY	13- 16	204	6- 4	316	304	262	262	28	28	
DIV. I NON-CONF.	3- 8	268	0- 0	283	297	289	289	25	25	

TOTALS	RPI 1-25	RPI 26-50	W-L RECORDS	RPI 51-100	RPI 101-999	RPI 201+				
13- 16	0- 0	0- 2	OVERALL	0- 2	13- 12	13- 7				
6- 7	0- 0	0- 1	HOME	0- 1	6- 5	6- 2				
7- 8	0- 0	0- 1	AWAY	0- 1	7- 6	7- 4				
0- 1	0- 0	0- 0	NEUTRAL	0- 0	0- 1	0- 1				
3- 8	0- 0	0- 0	NON-CONFERENCE	0- 2	3- 6	3- 4				
1- 3	0- 0	0- 0	HOME	0- 1	1- 2	1- 1				
2- 4	0- 0	0- 0	AWAY	0- 1	2- 3	2- 2				
0- 1	0- 0	0- 0	NEUTRAL	0- 0	0- 1	0- 1				
10- 8	0- 0	0- 2	CONFERENCE	0- 0	10- 6	10- 3				
5- 4	0- 0	0- 1	HOME	0- 0	5- 3	5- 1				
5- 4	0- 0	0- 1	AWAY	0- 0	5- 3	5- 2				
0- 0	0- 0	0- 0	NEUTRAL	0- 0	0- 0	0- 0				

RPI 1-25				RPI 26-50				RPI 51-100				RPI 101+				Team's RPI: 262	
RPI	S	Opponent	Score	RPI	S	Opponent	Score	RPI	S	Opponent	Score	RPI	S	Opponent	Score		
43	A	Quinnipiac	66 73	43	H	Quinnipiac	59 80	88	A	Navy	44 63	124	A	Seton Hall	49 85		
								93	H	Bucknell	71 76	151	H	Binghamton	54 76		
												174	A	Marist	67 68		
												174	H	Marist	69 80		
												196	H	Siena	67 71		
												207	N	East Carolina	63 66		
												228	A	Niagara	61 69		
												228	H	Niagara	65 58		
												231	A	Lafayette	45 60		
												242	A	La Salle	76 55		
												244	H	Holy Cross	56 83		
												257	A	Manhattan	53 50		
												257	H	Manhattan	67 51		
												265	A	Fairfield	61 45		
												265	H	Fairfield	57 68		
												279	A	Canisius	62 54		
												279	H	Canisius	70 54		
												290	H	Vermont	64 49		
												291	A	Monmouth	56 63		
												292	A	Mt. St. Mary's	78 82		
												338	A	Iona	62 49		
												338	H	Iona	80 53		
												342	A	NJIT	79 64		
												348	A	Saint Peter's	57 52		
												348	H	Saint Peter's	62 52		
LAST 12 Division I GAMES:																	
257	A	Manhattan	53 50	291	A	Monmouth	56 63										
43	H	Quinnipiac	59 80	257	H	Manhattan	67 51										
279	A	Canisius	62 54	265	H	Fairfield	57 68										
228	A	Niagara	61 69	338	A	Iona	62 49										
338	H	Iona	80 53	174	A	Marist	67 68										
348	H	Saint Peter's	62 52	228	H	Niagara	65 58										

Non-Div I Games:

Rider

Average RPI Win:	258	WON-LOST	WINNING	LAST 10	STRENGTH OF	OPP. STRENGTH	TEAM	ADJ.	CONF.	ADJ CONF.
Average RPI Loss:	159	RECORD	PCT. RANK	GAMES	SCHEDULE	OF SCHEDULE	RPI	RPI	RPI	RPI
DIV. I ONLY	19- 6	44	8- 2	307	274	129	129	29	29	
DIV. I NON-CONF.	6- 4	122	0- 0	317	122	212	212	29	29	

TOTALS	RPI 1-25	RPI 26-50	W-L RECORDS	RPI 51-100	RPI 101-999	RPI 201+				
19- 6	0- 0	0- 0	OVERALL	0- 1	19- 5	16- 2				
10- 2	0- 0	0- 0	HOME	0- 0	10- 2	8- 1				
9- 3	0- 0	0- 0	AWAY	0- 1	9- 2	8- 1				
0- 1	0- 0	0- 0	NEUTRAL	0- 0	0- 1	0- 0				
6- 4	0- 0	0- 0	NON-CONFERENCE	0- 1	6- 3	4- 1				
3- 2	0- 0	0- 0	HOME	0- 0	3- 2	2- 1				
3- 1	0- 0	0- 0	AWAY	0- 1	3- 0	2- 0				
0- 1	0- 0	0- 0	NEUTRAL	0- 0	0- 1	0- 0				
13- 2	0- 0	0- 0	CONFERENCE	0- 0	13- 2	12- 1				
7- 0	0- 0	0- 0	HOME	0- 0	7- 0	6- 0				
6- 2	0- 0	0- 0	AWAY	0- 0	6- 2	6- 1				
0- 0	0- 0	0- 0	NEUTRAL	0- 0	0- 0	0- 0				

RPI 1-25				RPI 26-50				RPI 51-100				RPI 101+ Team's RPI: 129					
RPI	S	Opponent	Score	RPI	S	Opponent	Score	RPI	S	Opponent	Score	RPI	S	Opponent	Score		
								61	A	Michigan St.	58	100	118	A	Saint Francis (PA)	47	68
												118	H	Saint Francis (PA)	63	62	
												131	N	San Francisco	45	57	
												146	A	Cal Poly	66	50	
												154	H	Youngstown St.	84	52	
												163	H	Kent St.	31	46	
												209	H	Bowling Green	62	64	
												231	H	Lafayette	63	42	
												254	A	Northern Ky.	59	50	
												260	A	Sacred Heart	91	57	
												260	H	Sacred Heart	60	49	
												270	A	St. Francis Brooklyn	47	49	
												270	H	St. Francis Brooklyn	59	36	
												272	A	LIU Brooklyn	55	44	
												272	H	LIU Brooklyn	60	53	
												278	A	Fairleigh Dickinson	77	68	
												278	H	Fairleigh Dickinson	62	49	
												285	A	Bryant	67	61	
												285	H	Bryant	72	49	
												291	H	Monmouth	56	38	
												292	A	Mt. St. Mary's	77	68	
												295	H	Central Conn. St.	66	47	
												331	A	Wagner	58	52	
												332	A	Delaware St.	65	42	
LAST 12 Division I GAMES:																	
				285	A	Bryant	67	61	295	H	Central Conn. St.	66	47				
				260	H	Sacred Heart	60	49	285	H	Bryant	72	49				
				278	H	Fairleigh Dickinson	62	49	292	A	Mt. St. Mary's	77	68				
				270	A	St. Francis Brooklyn	47	49	331	A	Wagner	58	52				
				272	A	LIU Brooklyn	55	44	118	H	Saint Francis (PA)	63	62				
				118	A	Saint Francis (PA)	47	68	270	H	St. Francis Brooklyn	59	36				

Non-Div I Games: Clarion 67 60

Robert Morris

Average RPI Win: 109

Average RPI Loss: 56

WON-LOST
RECORDWINNING
PCT. RANKLAST 10
GAMESSTRENGTH OF
SCHEDULEOPP. STRENGTH
OF SCHEDULETEAM
RPIADJ.
RPICONF.
RPIADJ CONF.
RPIDIV. I ONLY
DIV. I NON-CONF.19- 11
12- 2102
212- 8
0- 016
4211
2041
1541
153
43
4

TOTALS

RPI 1-25

RPI 26-50

W-L RECORDS

RPI 51-100

RPI 101-999

RPI 201+

19- 11

1- 5

4- 0

OVERALL

5- 4

9- 2

2- 0

13- 3

1- 2

4- 0

HOME

3- 1

5- 0

2- 0

5- 6

0- 2

0- 0

AWAY

2- 3

3- 1

0- 0

1- 2

0- 1

0- 0

NEUTRAL

0- 0

1- 1

0- 0

12- 2

1- 1

2- 0

NON-CONFERENCE

2- 0

7- 1

1- 0

8- 0

1- 0

2- 0

HOME

1- 0

4- 0

1- 0

3- 0

0- 0

0- 0

AWAY

1- 0

2- 0

0- 0

1- 2

0- 1

0- 0

NEUTRAL

0- 0

1- 1

0- 0

7- 9

0- 4

2- 0

CONFERENCE

3- 4

2- 1

1- 0

5- 3

0- 2

2- 0

HOME

2- 1

1- 0

1- 0

2- 6

0- 2

0- 0

AWAY

1- 3

1- 1

0- 0

0- 0

0- 0

0- 0

NEUTRAL

0- 0

0- 0

0- 0

RPI 1-25

RPI 26-50

Team's RPI: 41

RPI 51-100

RPI 101+

RPI	S	Opponent	Score
6	A	Ohio St.	68 90
15	N	South Carolina	68 78
17	H	Iowa	67 77
20	A	Maryland	60 88
20	H	Maryland	54 72
21	H	NC State	57 53

RPI	S	Opponent	Score
33	H	Princeton	70 50
34	H	Virginia	52 43
38	H	Michigan	63 56
46	H	Minnesota	80 70

RPI	S	Opponent	Score
53	A	Indiana	58 64
55	A	Purdue	33 47
55	H	Purdue	58 50
61	A	Michigan St.	61 58
65	H	Nebraska	42 52
66	H	Houston	75 57
67	A	James Madison	76 63
87	A	Penn St.	67 70
87	H	Penn St.	70 65

RPI	S	Opponent	Score
105	N	Washington St.	60 63
108	H	Wake Forest	65 51
116	N	Western Mich.	75 64
124	H	Seton Hall	70 45
155	A	Charlotte	77 54
170	A	Northwestern	50 63
177	A	Temple	84 67
190	A	Wisconsin	63 50
196	H	Siena	59 47
221	H	Illinois	76 37
278	H	Fairleigh Dickinson	101 35

LAST 12 Division I GAMES:

170	A	Northwestern	50 63	20	A	Maryland	60 88
17	H	Iowa	67 77	53	A	Indiana	58 64
190	A	Wisconsin	63 50	65	H	Nebraska	42 52
20	H	Maryland	54 72	87	A	Penn St.	67 70
6	A	Ohio St.	68 90	46	H	Minnesota	80 70
38	H	Michigan	63 56	55	A	Purdue	33 47

Non-Div I Games:

Rutgers

Loss,
Non-Conf, S Site,
H Home
A Away
N Neutral

Average RPI Win:	258	WON-LOST	WINNING	LAST 10	STRENGTH OF	OPP. STRENGTH	TEAM	ADJ.	CONF.	ADJ CONF.
Average RPI Loss:	149	RECORD	PCT. RANK	GAMES	SCHEDULE	OF SCHEDULE	RPI	RPI	RPI	RPI
DIV. I ONLY	18- 5	39	8- 2	321	297	123	123	27	27	
DIV. I NON-CONF.	4- 3	143	0- 0	278	304	167	167	26	26	

TOTALS	RPI 1-25	RPI 26-50	W-L RECORDS	RPI 51-100	RPI 101-999	RPI 201+				
18- 5	0- 0	0- 0	OVERALL	1- 3	17- 2	15- 2				
10- 1	0- 0	0- 0	HOME	1- 1	9- 0	8- 0				
6- 4	0- 0	0- 0	AWAY	0- 2	6- 2	5- 2				
2- 0	0- 0	0- 0	NEUTRAL	0- 0	2- 0	2- 0				
4- 3	0- 0	0- 0	NON-CONFERENCE	1- 1	3- 2	3- 2				
2- 0	0- 0	0- 0	HOME	1- 0	1- 0	1- 0				
0- 3	0- 0	0- 0	AWAY	0- 1	0- 2	0- 2				
2- 0	0- 0	0- 0	NEUTRAL	0- 0	2- 0	2- 0				
14- 2	0- 0	0- 0	CONFERENCE	0- 2	14- 0	12- 0				
8- 1	0- 0	0- 0	HOME	0- 1	8- 0	7- 0				
6- 1	0- 0	0- 0	AWAY	0- 1	6- 0	5- 0				
0- 0	0- 0	0- 0	NEUTRAL	0- 0	0- 0	0- 0				

S
F
AS
F
A

RPI 1-25				RPI 26-50				RPI 51-100				RPI 101+				Team's RPI: 123
RPI	S	Opponent	Score	RPI	S	Opponent	Score	RPI	S	Opponent	Score	RPI	S	Opponent	Score	
								59	H	South Dakota	77 55	114	A	Central Ark.	55 50	
								91	A	Kansas St.	49 74	114	H	Central Ark.	59 46	
								92	A	Lamar University	65 79	224	H	A&M-Corpus Christi	59 58	
								92	H	Lamar University	58 75	229	A	Nicholls St.	86 73	
												232	A	Montana St.	54 59	
												234	H	Abilene Christian	66 55	
												237	A	New Orleans	74 67	
												240	A	Montana	52 60	
												287	H	Southeastern La.	79 67	
												288	H	McNeese	73 58	
												297	N	Alcorn	83 79	
												306	A	Incarnate Word	75 50	
												306	H	Incarnate Word	60 49	
												311	N	Alabama St.	77 50	
												312	A	Houston Baptist	76 54	
												316	H	Coppin St.	72 59	
												334	A	Northwestern St.	70 62	
												334	H	Northwestern St.	83 48	
												335	H	Sam Houston St.	75 53	
LAST 12 Division I GAMES:																
								92	H	Lamar University	58 75	92	A	Lamar University	65 79	
								114	A	Central Ark.	55 50	312	A	Houston Baptist	76 54	
								306	A	Incarnate Word	75 50	335	H	Sam Houston St.	75 53	
								224	H	A&M-Corpus Christi	59 58	114	H	Central Ark.	59 46	
								334	H	Northwestern St.	83 48	234	H	Abilene Christian	66 55	
								288	H	McNeese	73 58	306	H	Incarnate Word	60 49	

Non-Div I Games: Howard Payne 105 35 Central Baptist 97 34 Tex. A&M-Commerce 83 61 Cent. Christian (KS) 105 32 SFA

S
I
U
E

SIUE				Through Games Of Feb. 25, 2018						
Average RPI Win:	255	WON-LOST	WINNING	LAST 10	STRENGTH OF	OPP. STRENGTH	TEAM	ADJ.	CONF.	ADJ CONF.
Average RPI Loss:	139	RECORD	PCT. RANK	GAMES	SCHEDULE	OF SCHEDULE	RPI	RPI	RPI	RPI
DIV. I ONLY	16- 13	143	6- 4	195	246	165	165	25	25	
DIV. I NON-CONF.	3- 8	268	0- 0	88	80	225	225	27	27	

TOTALS	RPI 1-25	RPI 26-50	W-L RECORDS	RPI 51-100	RPI 101-999	RPI 201+				
16- 13	0- 1	0- 2	OVERALL	0- 3	16- 7	11- 4				
10- 4	0- 0	0- 1	HOME	0- 1	10- 2	7- 0				
6- 8	0- 1	0- 1	AWAY	0- 2	6- 4	4- 3				
0- 1	0- 0	0- 0	NEUTRAL	0- 0	0- 1	0- 1				
3- 8	0- 1	0- 2	NON-CONFERENCE	0- 1	3- 4	1- 2				
2- 3	0- 0	0- 1	HOME	0- 0	2- 2	1- 0				
1- 4	0- 1	0- 1	AWAY	0- 1	1- 1	0- 1				
0- 1	0- 0	0- 0	NEUTRAL	0- 0	0- 1	0- 1				
13- 5	0- 0	0- 0	CONFERENCE	0- 2	13- 3	10- 2				
8- 1	0- 0	0- 0	HOME	0- 1	8- 0	6- 0				
5- 4	0- 0	0- 0	AWAY	0- 1	5- 3	4- 2				
0- 0	0- 0	0- 0	NEUTRAL	0- 0	0- 0	0- 0				

S
I
U
E

RPI 1-25				RPI 26-50				RPI 51-100				RPI 101+ Team's RPI: 165			
RPI	S	Opponent	Score	RPI	S	Opponent	Score	RPI	S	Opponent	Score	RPI	S	Opponent	Score
19	A	Missouri	48 78	27	H	Central Mich.	56 94	65	A	Nebraska	53 62	121	H	Northern Ill.	75 86
				50	A	FGCU	49 66	68	A	Belmont	64 86	126	H	Saint Louis	79 72
								68	H	Belmont	55 72	159	A	Southern Ill.	57 53
												178	A	UT Martin	64 72
												178	H	UT Martin	73 70
												183	H	Jacksonville St.	65 41
												185	H	Stetson	61 65
												187	A	Morehead St.	66 51
												215	N	Akron	58 59
												219	A	Southeast Mo. St.	62 72
												219	H	Southeast Mo. St.	65 57
												243	A	Austin Peay	61 38
												243	H	Austin Peay	67 55
												248	A	Illinois St.	47 62
												296	A	Murray St.	75 70
												296	H	Murray St.	77 68
												310	H	Air Force	76 40
												313	H	Tennessee Tech	65 58
												315	A	Eastern Ky.	62 60
												330	A	Tennessee St.	88 76
												330	H	Tennessee St.	74 63
												346	A	Eastern Ill.	72 76
												346	H	Eastern Ill.	62 52

LAST 12 Division I GAMES:															
346	A	Eastern Ill.	72 76	183	H	Jacksonville St.	65 41	313	H	Tennessee Tech	65 58	68	A	Belmont	64 86
243	H	Austin Peay	67 55	330	A	Tennessee St.	88 76	178	H	UT Martin	73 70	219	H	Southeast Mo. St.	65 57
219	A	Southeast Mo. St.	62 72	68	A	Belmont	64 86	243	H	Austin Peay	67 55	296	H	Murray St.	77 68
178	A	UT Martin	64 72	219	H	Southeast Mo. St.	65 57	346	H	Eastern Ill.	62 52				
296	H	Murray St.	77 68												
346	H	Eastern Ill.	62 52												

Non-Div I Games:

SIUE

SMU

S
M
U

SMU

Average RPI Win:	239	WON-LOST	WINNING	LAST 10	STRENGTH OF	OPP. STRENGTH	TEAM	ADJ.	CONF.	ADJ CONF.
Average RPI Loss:	145	RECORD	PCT. RANK	GAMES	SCHEDULE	OF SCHEDULE	RPI	RPI	RPI	RPI
DIV. I ONLY	5- 21	318	3- 7	136	197	289	289	19	19	
DIV. I NON-CONF.	1- 9	318	0- 0	76	63	250	250	13	13	

TOTALS	RPI 1-25	RPI 26-50	W-L RECORDS	RPI 51-100	RPI 101-999	RPI 201+				
5- 21	0- 0	0- 1	OVERALL	0- 4	5- 16	4- 4				
4- 5	0- 0	0- 0	HOME	0- 0	4- 5	3- 1				
0- 14	0- 0	0- 0	AWAY	0- 4	0- 10	0- 3				
1- 2	0- 0	0- 1	NEUTRAL	0- 0	1- 1	1- 0				
1- 9	0- 0	0- 1	NON-CONFERENCE	0- 4	1- 4	1- 1				
0- 0	0- 0	0- 0	HOME	0- 0	0- 0	0- 0				
0- 7	0- 0	0- 0	AWAY	0- 4	0- 3	0- 1				
1- 2	0- 0	0- 1	NEUTRAL	0- 0	1- 1	1- 0				
4- 12	0- 0	0- 0	CONFERENCE	0- 0	4- 12	3- 3				
4- 5	0- 0	0- 0	HOME	0- 0	4- 5	3- 1				
0- 7	0- 0	0- 0	AWAY	0- 0	0- 7	0- 2				
0- 0	0- 0	0- 0	NEUTRAL	0- 0	0- 0	0- 0				

RPI 1-25				RPI 26-50				RPI 51-100				RPI 101+				Team's RPI: 289
RPI	S	Opponent	Score	RPI	S	Opponent	Score	RPI	S	Opponent	Score	RPI	S	Opponent	Score	
				48	N	Miami (FL)	56 82	57	A	Arizona St.	58 106	121	N	Northern Ill.	75 84	
								58	A	UC Davis	72 79	131	A	San Francisco	76 90	
								71	A	West Virginia	47 101	134	A	Idaho St.	71 83	
								89	A	Kentucky	70 101	134	H	Idaho St.	71 85	
												135	A	Portland St.	73 74	
												135	H	Portland St.	72 81	
												145	A	Eastern Wash.	76 83	
												145	H	Eastern Wash.	72 83	
												148	A	Idaho	66 101	
												148	H	Idaho	79 64	
												153	A	Weber St.	73 86	
												153	H	Weber St.	56 78	
												187	A	Morehead St.	71 75	
												217	A	Nevada	68 95	
												232	A	Montana St.	50 85	
												232	H	Montana St.	88 77	
												240	A	Montana	59 68	
												240	H	Montana	79 64	
												246	N	UC Riverside	99 72	
												302	H	Northern Ari z.	90 95	
												329	H	Southern Utah	79 77	

LAST 12 Division I GAMES:																
				329	H	Southern Utah	79 77	148	A	Idaho	66 101					
				302	H	Northern Ari z.	90 95	145	A	Eastern Wash.	76 83					
				153	A	Weber St.	73 86	135	H	Portland St.	72 81					
				134	A	Idaho St.	71 83	134	H	Idaho St.	71 85					
				240	H	Montana	79 64	153	H	Weber St.	56 78					
				232	H	Montana St.	88 77	232	A	Montana St.	50 85					

Non-Div I Games: Antelope Valley 95 62

Sacramento St.

Sacred Heart

Through Games Of Feb. 25, 2018

Average RPI Win: 263

Average RPI Loss: 202

WON-LOST
RECORDWINNING
PCT. RANKLAST 10
GAMESSTRENGTH OF
SCHEDULEOPP. STRENGTH
OF SCHEDULETEAM
RPIADJ.
RPICONF.
RPIADJ CONF.
RPIDIV. I ONLY
DIV. I NON-CONF.11- 16
4- 7227
2265- 5
0- 0289
209318
280260
245260
24529
2929
29

TOTALS

RPI 1-25

RPI 26-50

W-L RECORDS

RPI 51-100

RPI 101-999

RPI 201+

11- 16

0- 1

0- 0

OVERALL

0- 1

11- 14

9- 8

6- 6

0- 0

0- 0

HOME

0- 0

6- 6

5- 3

5- 10

0- 1

0- 0

AWAY

0- 1

5- 8

4- 5

0- 0

0- 0

0- 0

NEUTRAL

0- 0

0- 0

0- 0

4- 7

0- 1

0- 0

NON-CONFERENCE

0- 1

4- 5

3- 2

3- 2

0- 0

0- 0

HOME

0- 0

3- 2

2- 1

1- 5

0- 1

0- 0

AWAY

0- 1

1- 3

1- 1

0- 0

0- 0

0- 0

NEUTRAL

0- 0

0- 0

0- 0

7- 9

0- 0

0- 0

CONFERENCE

0- 0

7- 9

6- 6

3- 4

0- 0

0- 0

HOME

0- 0

3- 4

3- 2

4- 5

0- 0

0- 0

AWAY

0- 0

4- 5

3- 4

0- 0

0- 0

0- 0

NEUTRAL

0- 0

0- 0

0- 0

RPI 1-25

RPI 26-50

RPI 51-100

RPI 101+

Team's RPI: 260

RPI	S	Opponent	Score
7	A	Florida St.	52 101

RPI	S	Opponent	Score
56	A	Harvard	62 70

RPI	S	Opponent	Score
118	A	Saint Francis (PA)	69 68
118	H	Saint Francis (PA)	48 89
129	A	Robert Morris	49 60
129	H	Robert Morris	57 91
179	A	Brown	77 102
184	H	Lehigh	65 55
186	H	New Hampshire	47 74
196	A	Siena	57 62
210	H	Providence	78 75
239	H	Hofstra	81 86
257	H	Manhattan	65 61
270	A	St. Francis Brooklyn	48 63
270	H	St. Francis Brooklyn	66 60
272	A	LIU Brooklyn	50 46
278	A	Fairleigh Dickinson	59 69
285	A	Bryant	56 60
285	H	Bryant	73 81
291	A	Monmouth	64 69
292	A	Mt. St. Mary's	82 52
292	H	Mt. St. Mary's	56 44
295	A	Central Conn. St.	59 69
295	H	Central Conn. St.	71 73
331	A	Wagner	72 55
331	H	Wagner	61 49
341	A	Florida A&M	73 68

RPI	S	Opponent	Score
118	A	Saint Francis (PA)	69 68
118	H	Saint Francis (PA)	48 89
129	A	Robert Morris	49 60
129	H	Robert Morris	57 91
179	A	Brown	77 102
184	H	Lehigh	65 55
186	H	New Hampshire	47 74
196	A	Siena	57 62
210	H	Providence	78 75
239	H	Hofstra	81 86
257	H	Manhattan	65 61
270	A	St. Francis Brooklyn	48 63
270	H	St. Francis Brooklyn	66 60
272	A	LIU Brooklyn	50 46
278	A	Fairleigh Dickinson	59 69
285	A	Bryant	56 60
285	H	Bryant	73 81
291	A	Monmouth	64 69
292	A	Mt. St. Mary's	82 52
292	H	Mt. St. Mary's	56 44
295	A	Central Conn. St.	59 69
295	H	Central Conn. St.	71 73
331	A	Wagner	72 55
331	H	Wagner	61 49
341	A	Florida A&M	73 68

LAST 12 Division I GAMES:

270	H	St. Francis Brooklyn	66 60
129	A	Robert Morris	49 60
118	A	Saint Francis (PA)	69 68
292	H	Mt. St. Mary's	56 44
331	H	Wagner	61 49
285	A	Bryant	56 60

295	H	Central Conn. St.	71 73
270	A	St. Francis Brooklyn	48 63
272	A	LIU Brooklyn	50 46
278	A	Fairleigh Dickinson	59 69
285	H	Bryant	73 81
295	A	Central Conn. St.	59 69

118	A	Saint Francis (PA)	69 68
118	H	Saint Francis (PA)	48 89
129	A	Robert Morris	49 60
129	H	Robert Morris	57 91
179	A	Brown	77 102
184	H	Lehigh	65 55
186	H	New Hampshire	47 74
196	A	Siena	57 62
210	H	Providence	78 75
239	H	Hofstra	81 86
257	H	Manhattan	65 61
270	A	St. Francis Brooklyn	48 63
270	H	St. Francis Brooklyn	66 60
272	A	LIU Brooklyn	50 46
278	A	Fairleigh Dickinson	59 69
285	A	Bryant	56 60
285	H	Bryant	73 81
291	A	Monmouth	64 69
292	A	Mt. St. Mary's	82 52
292	H	Mt. St. Mary's	56 44
295	A	Central Conn. St.	59 69
295	H	Central Conn. St.	71 73
331	A	Wagner	72 55
331	H	Wagner	61 49
341	A	Florida A&M	73 68

Non-Div I Games:

Sacred Heart

■ Loss,
 ■ Non-Conf,
 ■ S Site,
 ■ Home
 ■ A Away
 N Neutral

Average RPI Win:	259	WON-LOST	WINNING	LAST 10	STRENGTH OF	OPP. STRENGTH	TEAM	ADJ.	CONF.	ADJ CONF.
Average RPI Loss:	144	RECORD	PCT. RANK	GAMES	SCHEDULE	OF SCHEDULE	RPI	RPI	RPI	RPI
DIV. I ONLY	17- 9	90	9- 1	212	279	118	118	29	29	
DIV. I NON-CONF.	4- 7	226	0- 0	143	138	173	173	29	29	

TOTALS	RPI 1-25	RPI 26-50	W-L RECORDS	RPI 51-100	RPI 101-999	RPI 201+				
17- 9	0- 0	0- 1	OVERALL	0- 2	17- 6	14- 3				
8- 2	0- 0	0- 0	HOME	0- 0	8- 2	6- 1				
8- 6	0- 0	0- 1	AWAY	0- 2	8- 2	7- 0				
1- 1	0- 0	0- 0	NEUTRAL	0- 0	1- 1	1- 1				
4- 7	0- 0	0- 1	NON-CONFERENCE	0- 2	4- 4	2- 2				
1- 1	0- 0	0- 0	HOME	0- 0	1- 1	0- 0				
2- 5	0- 0	0- 1	AWAY	0- 2	2- 2	1- 1				
1- 1	0- 0	0- 0	NEUTRAL	0- 0	1- 1	1- 1				
13- 2	0- 0	0- 0	CONFERENCE	0- 0	13- 2	12- 1				
7- 1	0- 0	0- 0	HOME	0- 0	7- 1	6- 1				
6- 1	0- 0	0- 0	AWAY	0- 0	6- 1	6- 0				
0- 0	0- 0	0- 0	NEUTRAL	0- 0	0- 0	0- 0				

RPI 1-25				RPI 26-50				RPI 51-100				RPI 101+ Team's RPI: 118			
RPI	S	Opponent	Score	RPI	S	Opponent	Score	RPI	S	Opponent	Score	RPI	S	Opponent	Score
				39	A	Gonzaga	74 97	63	A	Toledo	66 74	125	A	Cincinnati	77 73
								73	A	Duquesne	68 87	129	A	Robert Morris	62 63
												129	H	Robert Morris	68 47
												147	A	Boise St.	59 87
												154	H	Youngstown St.	79 65
												158	H	William & Mary	86 92
												204	A	Columbia	81 94
												219	N	Southeast Mo. St.	50 82
												260	A	Sacred Heart	89 48
												260	H	Sacred Heart	68 69
												270	A	St. Francis Brooklyn	94 71
												270	H	St. Francis Brooklyn	90 75
												272	A	LIU Brooklyn	85 54
												272	H	LIU Brooklyn	101 71
												278	A	Fairleigh Dickinson	80 56
												278	H	Fairleigh Dickinson	80 61
												280	N	Old Dominion	79 68
												285	H	Bryant	87 69
												292	H	Mt. St. Mary's	92 88
												295	A	Central Conn. St.	85 75
												295	H	Central Conn. St.	87 59
												317	A	Portland	106 101
												331	A	Wagner	79 76
LAST 12 Division I GAMES:															
295	A	Central Conn. St.	85 75	285	H	Bryant	87 69	295	H	Central Conn. St.	87 59				
278	H	Fairleigh Dickinson	80 61	331	A	Wagner	79 76	292	H	Mt. St. Mary's	92 88				
260	H	Sacred Heart	68 69	129	A	Robert Morris	62 63	272	H	LIU Brooklyn	101 71				
272	A	LIU Brooklyn	85 54												
270	A	St. Francis Brooklyn	94 71												
129	H	Robert Morris	68 47												

Non-Div I Games: Seton Hill 103 71

Saint Francis (PA)

Average RPI Win:	215	WON-LOST	WINNING	LAST 10	STRENGTH OF	OPP. STRENGTH	TEAM	ADJ.	CONF.	ADJ CONF.
Average RPI Loss:	114	RECORD	PCT. RANK	GAMES	SCHEDULE	OF SCHEDULE	RPI	RPI	RPI	RPI
DIV. I ONLY	15- 13	156	6- 4	161	135	141	141	12	12	
DIV. I NON-CONF.	5- 7	212	0- 0	150	149	168	168	10	10	

TOTALS	RPI 1-25	RPI 26-50	W-L RECORDS	RPI 51-100	RPI 101-999	RPI 201+				
15- 13	0- 0	0- 4	OVERALL	4- 3	11- 6	9- 2				
6- 6	0- 0	0- 2	HOME	0- 3	6- 1	5- 0				
9- 6	0- 0	0- 1	AWAY	4- 0	5- 5	4- 2				
0- 1	0- 0	0- 1	NEUTRAL	0- 0	0- 0	0- 0				
5- 7	0- 0	0- 3	NON-CONFERENCE	2- 1	3- 3	3- 1				
2- 2	0- 0	0- 1	HOME	0- 1	2- 0	2- 0				
3- 4	0- 0	0- 1	AWAY	2- 0	1- 3	1- 1				
0- 1	0- 0	0- 1	NEUTRAL	0- 0	0- 0	0- 0				
10- 6	0- 0	0- 1	CONFERENCE	2- 2	8- 3	6- 1				
4- 4	0- 0	0- 1	HOME	0- 2	4- 1	3- 0				
6- 2	0- 0	0- 0	AWAY	2- 0	4- 2	3- 1				
0- 0	0- 0	0- 0	NEUTRAL	0- 0	0- 0	0- 0				

RPI 1-25				RPI 26-50				RPI 51-100				RPI 101+				Team's RPI: 141	
RPI	S	Opponent	Score	RPI	S	Opponent	Score	RPI	S	Opponent	Score	RPI	S	Opponent	Score		
26	A	Villanova	44 79	26	A	Villanova	44 79	67	A	James Madison	73 66	104	H	George Mason	57 65		
31	H	Dayton	59 65	31	H	Dayton	59 65	69	H	Penn	50 57	126	A	Saint Louis	73 96		
33	N	Princeton	54 63	33	N	Princeton	54 63	72	A	Fordham	52 50	156	A	Florida	51 71		
47	H	Drexel	58 65	47	H	Drexel	58 65	73	A	Duquesne	69 50	176	A	Davidson	64 62		
								73	H	Duquesne	42 61	177	A	Temple	66 69		
								93	A	Bucknell	77 53	200	H	Richmond	81 72		
								95	H	George Washington	46 49	228	A	Niagara	93 69		
												242	A	La Salle	75 64		
												242	H	La Salle	70 49		
												251	A	St. Bonaventure	70 64		
												266	A	Towson	66 90		
												275	A	Massachusetts	84 79		
												284	A	VCU	54 56		
												284	H	VCU	79 41		
												333	H	Rhode Island	64 46		
												346	H	Eastern Ill.	80 62		
												348	H	Saint Peter's	87 58		
LAST 12 Division I GAMES:																	
				72	A	Fordham	52 50					104	H	George Mason	57 65		
				95	H	George Washington	46 49					284	A	VCU	54 56		
				242	H	La Salle	70 49					242	A	La Salle	75 64		
				176	A	Davidson	64 62					73	H	Duquesne	42 61		
				73	A	Duquesne	69 50					126	A	Saint Louis	73 96		
				333	H	Rhode Island	64 46					275	A	Massachusetts	84 79		

Non-Div I Games:

Saint Joseph's

Average RPI Win: 178

Average RPI Loss: 108

WON-LOST
RECORDWINNING
PCT. RANKLAST 10
GAMESSTRENGTH OF
SCHEDULEOPP. STRENGTH
OF SCHEDULETEAM
RPIADJ.
RPICONF.
RPIADJ CONF.
RPIDIV. I ONLY
DIV. I NON-CONF.15- 14
6- 7172
1845- 5
0- 0101
12895
28126
147126
14712
1012
10

TOTALS

RPI 1-25

RPI 26-50

W-L RECORDS

RPI 51-100

RPI 101-999

RPI 201+

15- 14

0- 3

1- 1

OVERALL

2- 3

12- 7

5- 2

9- 4

0- 0

1- 0

HOME

1- 2

7- 2

3- 0

4- 9

0- 1

0- 1

AWAY

1- 1

3- 1

2- 0

2- 1

0- 1

0- 0

NEUTRAL

0- 0

2- 0

0- 0

6- 7

0- 3

0- 0

NON-CONFERENCE

0- 0

6- 4

2- 0

3- 2

0- 0

0- 0

HOME

0- 0

3- 2

1- 0

1- 4

0- 2

0- 0

AWAY

0- 0

1- 2

1- 0

2- 1

0- 1

0- 0

NEUTRAL

0- 0

2- 0

0- 0

9- 7

0- 0

1- 1

CONFERENCE

2- 3

6- 3

3- 2

6- 2

0- 0

1- 0

HOME

1- 2

4- 0

2- 0

3- 5

0- 0

0- 1

AWAY

1- 1

2- 3

1- 2

0- 0

0- 0

0- 0

NEUTRAL

0- 0

0- 0

0- 0

RPI 1-25

RPI 26-50

RPI 51-100

RPI 101+

Team's RPI: 126

RPI	S	Opponent	Score
19	A	Missouri	58 70
23	A	DePaul	78 86
25	N	LSU	59 71

RPI	S	Opponent	Score
31	A	Dayton	76 101
31	H	Dayton	85 72

RPI	S	Opponent	Score
72	A	Fordham	63 66
72	H	Fordham	91 85
73	H	Duquesne	66 76
95	A	George Washington	72 69
95	H	George Washington	58 71

RPI	S	Opponent	Score
103	H	Little Rock	48 45
104	A	George Mason	72 81
105	A	Washington St.	63 85
109	N	Cleveland St.	80 64
132	H	Loyola Marymount	60 62
136	H	Vanderbilt	69 74
141	H	Saint Joseph's	96 73
164	N	Ole Miss	79 64
165	A	SIUE	72 79
176	H	Davidson	88 72
200	A	Richmond	79 61
201	H	Tulsa	77 66
242	A	La Salle	76 87
251	H	St. Bonaventure	78 55
256	A	Indiana St.	60 59
261	H	Lipscomb	101 57
275	H	Massachusetts	64 63
284	A	VCU	84 88
333	A	Rhode Island	70 66

LAST 12 Division I GAMES:

31	H	Dayton	85 72	176	H	Davidson	88 72
284	A	VCU	84 88	72	H	Fordham	91 85
95	H	George Washington	58 71	95	A	George Washington	72 69
73	H	Duquesne	66 76	104	A	George Mason	72 81
333	A	Rhode Island	70 66	141	H	Saint Joseph's	96 73
242	A	La Salle	76 87	275	H	Massachusetts	64 63

Non-Div I Games:

Saint Louis

Loss,
 Non-Conf,
 S Site,
 H Home
A Away
 N Neutral

Saint Mary's (CA)

Through Games Of Feb. 25, 2018

Average RPI Win:	177	WON-LOST	WINNING	LAST 10	STRENGTH OF	OPP. STRENGTH	TEAM	ADJ.	CONF.	ADJ CONF.
Average RPI Loss:	113	RECORD	PCT. RANK	GAMES	SCHEDULE	OF SCHEDULE	RPI	RPI	RPI	RPI
DIV. I ONLY	20- 9	68	7- 3	113	104	75	75	14	14	
DIV. I NON-CONF.	7- 4	102	0- 0	44	35	50	50	11	11	

TOTALS	RPI 1-25	RPI 26-50	W-L RECORDS	RPI 51-100	RPI 101-999	RPI 201+				
20- 9	0- 0	1- 2	OVERALL	1- 3	18- 4	5- 1				
11- 3	0- 0	0- 1	HOME	1- 1	10- 1	3- 0				
7- 6	0- 0	1- 1	AWAY	0- 2	6- 3	2- 1				
2- 0	0- 0	0- 0	NEUTRAL	0- 0	2- 0	0- 0				
7- 4	0- 0	0- 1	NON-CONFERENCE	1- 3	6- 0	0- 0				
4- 1	0- 0	0- 0	HOME	1- 1	3- 0	0- 0				
1- 3	0- 0	0- 1	AWAY	0- 2	1- 0	0- 0				
2- 0	0- 0	0- 0	NEUTRAL	0- 0	2- 0	0- 0				
13- 5	0- 0	1- 1	CONFERENCE	0- 0	12- 4	5- 1				
7- 2	0- 0	0- 1	HOME	0- 0	7- 1	3- 0				
6- 3	0- 0	1- 0	AWAY	0- 0	5- 3	2- 1				
0- 0	0- 0	0- 0	NEUTRAL	0- 0	0- 0	0- 0				

RPI 1-25				RPI 26-50				RPI 51-100				Team's RPI : 75				RPI 101+			
RPI	S	Opponent	Score	RPI	S	Opponent	Score	RPI	S	Opponent	Score	RPI	S	Opponent	Score	RPI	S	Opponent	Score
				39	A	Gonzaga	72 56	53	H	Indiana	88 82	105	H	Washington St.	81 75				
				39	H	Gonzaga	65 73	55	A	Purdue	60 70	131	A	San Francisco	73 59				
				40	A	Cal i forni a	80 87	58	H	UC Davi s	50 74	131	H	San Franci sco	72 64				
								100	A	Utah	63 74	132	A	Loyol a Marymount	57 69				
												132	H	Loyol a Marymount	65 75				
												143	A	BYU	54 63				
												143	H	BYU	57 49				
												145	N	Eastern Wash.	76 56				
												146	H	Cal Poly	82 64				
												147	A	Boise St.	74 72				
												178	N	UT Martin	69 58				
												188	A	San Di ego	75 53				
												188	H	San Di ego	66 57				
												191	A	Paci fi c	70 69				
												191	H	Paci fi c	96 88				
												192	H	UC Santa Barbara	89 59				
												245	A	Pepperdi ne	82 75				
												245	H	Pepperdi ne	75 62				
												282	A	Santa Clara	72 51				
												282	H	Santa Clara	59 46				
												317	A	Portl and	65 68				
												317	H	Portl and	77 49				
LAST 12 Di vi si on I GAMES:																			
				282	A	Santa Clara	72 51	188	H	San Di ego	66 57								
				245	A	Pepperdi ne	82 75	131	A	San Franci sco	73 59								
				317	H	Portl and	77 49	317	A	Portl and	65 68								
				131	H	San Franci sco	72 64	143	A	BYU	54 63								
				39	A	Gonzaga	72 56	191	H	Paci fi c	96 88								
				132	H	Loyol a Marymount	65 75	39	H	Gonzaga	65 73								

Non-Di v I Games:

Saint Mary's (CA)

■ Loss,
 ■ Non-Conf,
 ■ S Site,
 ■ Home
 ■ Away
 N Neutral

Average RPI Win:	244	WON-LOST	WINNING	LAST 10	STRENGTH OF	OPP. STRENGTH	TEAM	ADJ.	CONF.	ADJ CONF.
Average RPI Loss:	240	RECORD	PCT. RANK	GAMES	SCHEDULE	OF SCHEDULE	RPI	RPI	RPI	RPI
DIV. I ONLY	4- 25	328	1- 9	342	327	348	348	28	28	
DIV. I NON-CONF.	3- 8	268	0- 0	308	340	315	315	25	25	

TOTALS	RPI 1-25	RPI 26-50	W-L RECORDS	RPI 51-100	RPI 101-999	RPI 201+				
4- 25	0- 0	0- 1	OVERALL	0- 0	4- 24	3- 18				
2- 11	0- 0	0- 0	HOME	0- 0	2- 11	2- 8				
1- 14	0- 0	0- 1	AWAY	0- 0	1- 12	1- 9				
1- 0	0- 0	0- 0	NEUTRAL	0- 0	1- 0	0- 0				
3- 8	0- 0	0- 0	NON-CONFERENCE	0- 0	3- 8	2- 5				
1- 3	0- 0	0- 0	HOME	0- 0	1- 3	1- 2				
1- 5	0- 0	0- 0	AWAY	0- 0	1- 5	1- 3				
1- 0	0- 0	0- 0	NEUTRAL	0- 0	1- 0	0- 0				
1- 17	0- 0	0- 1	CONFERENCE	0- 0	1- 16	1- 13				
1- 8	0- 0	0- 0	HOME	0- 0	1- 8	1- 6				
0- 9	0- 0	0- 1	AWAY	0- 0	0- 8	0- 7				
0- 0	0- 0	0- 0	NEUTRAL	0- 0	0- 0	0- 0				

RPI 1-25				RPI 26-50				RPI 51-100				RPI 101+ Team's RPI: 348			
RPI	S	Opponent	Score	RPI	S	Opponent	Score	RPI	S	Opponent	Score	RPI	S	Opponent	Score
				43	A	Quinnipiac	39 86					112	N	Delaware	90 87
												124	A	Seton Hall	49 91
												127	H	Yale	49 70
												141	A	Saint Joseph's	58 87
												174	H	Marist	53 86
												196	A	Siena	36 70
												196	H	Siena	59 62
												228	A	Niagara	54 64
												228	H	Niagara	52 87
												231	H	Lafayette	64 61
												257	A	Manhattan	64 76
												257	H	Manhattan	39 60
												262	A	Rider	52 62
												262	H	Rider	52 57
												265	A	Fairfield	41 62
												265	H	Fairfield	40 62
												270	H	St. Francis Brooklyn	49 64
												272	A	LIU Brooklyn	46 57
												275	A	Massachusetts	65 81
												278	A	Fairleigh Dickinson	59 69
												279	A	Canisius	49 52
												279	H	Canisius	53 66
												291	A	Monmouth	44 51
												291	H	Monmouth	67 47
												338	A	Iona	42 52
												338	H	Iona	31 55
												342	A	NJIT	59 52
												347	H	UMass Lowell	60 66

				LAST 12 Division I GAMES:											
				196	A	Siena	36 70	228	A	Niagara	54 64				
				257	H	Manhattan	39 60	196	H	Siena	59 62				
				265	H	Fairfield	40 62	338	A	Iona	42 52				
				338	H	Iona	31 55	291	H	Monmouth	67 47				
				262	A	Rider	52 62	228	H	Niagara	52 87				
				279	A	Canisius	49 52	279	H	Canisius	53 66				

Non-Div I Games:

Saint Peter's

Average RPI Win:	295	WON-LOST	WINNING	LAST 10	STRENGTH OF	OPP. STRENGTH	TEAM	ADJ.	CONF.	ADJ CONF.
Average RPI Loss:	200	RECORD	PCT. RANK	GAMES	SCHEDULE	OF SCHEDULE	RPI	RPI	RPI	RPI
DIV. I ONLY	2- 21	341	1- 9	229	340	335	335	27	27	
DIV. I NON-CONF.	1- 6	306	0- 0	49	343	274	274	26	26	

TOTALS	RPI 1-25	RPI 26-50	W-L RECORDS	RPI 51-100	RPI 101-999	RPI 201+				
2- 21	0- 1	0- 0	OVERALL	0- 2	2- 18	2- 13				
1- 10	0- 0	0- 0	HOME	0- 1	1- 9	1- 7				
1- 11	0- 0	0- 0	AWAY	0- 0	1- 2	1- 2				
0- 0	0- 0	0- 0	NEUTRAL	0- 0	0- 0	0- 0				
1- 6	0- 1	0- 0	NON-CONFERENCE	0- 0	1- 5	1- 2				
1- 3	0- 0	0- 0	HOME	0- 0	1- 3	1- 1				
0- 3	0- 1	0- 0	AWAY	0- 0	0- 2	0- 1				
0- 0	0- 0	0- 0	NEUTRAL	0- 0	0- 0	0- 0				
1- 15	0- 0	0- 0	CONFERENCE	0- 2	1- 13	1- 11				
0- 7	0- 0	0- 0	HOME	0- 1	0- 6	0- 6				
1- 8	0- 0	0- 0	AWAY	0- 1	1- 7	1- 5				
0- 0	0- 0	0- 0	NEUTRAL	0- 0	0- 0	0- 0				

RPI 1-25				RPI 26-50				RPI 51-100				RPI 101+ Team's RPI: 335			
RPI	S	Opponent	Score	RPI	S	Opponent	Score	RPI	S	Opponent	Score	RPI	S	Opponent	Score
25	A	LSU	58 71					92	A	Lamar Uni versi ty	44 91	102	H	Ri ce	50 79
								92	H	Lamar Uni versi ty	44 68	114	A	Central Ark.	44 69
												123	A	SFA	53 75
												137	A	Arkansas	54 65
												142	H	Texas St.	41 73
												208	A	Southern Miss.	38 58
												224	A	A&M-Corpus Christi	48 62
												224	H	A&M-Corpus Christi	57 67
												229	H	Nicholls St.	65 70
												234	A	Abilene Christian	65 83
												234	H	Abilene Christian	72 75
												237	A	New Orleans	50 77
												241	H	Texas Southern	58 77
												287	A	Southeastern La.	57 52
												288	H	McNeese	63 66
												303	H	Jackson St.	74 68
												306	H	Incarinate Word	49 56
												312	A	Houston Baptist	62 65
												312	H	Houston Baptist	61 69
												334	A	Northwestern St.	60 63

LAST 12 Division I GAMES:															
237	A	New Orleans	50 77	288	H	McNeese	63 66	123	A	SFA	53 75				
312	A	Houston Baptist	62 65	287	A	Southeastern La.	57 52	92	A	Lamar University	44 91				
229	H	Nicholls St.	65 70	334	A	Northwestern St.	60 63	312	H	Houston Baptist	61 69				
92	H	Lamar University	44 68												
224	A	A&M-Corpus Christi	48 62												
234	H	Abilene Christian	72 75												

Non-Div I Games: Wiley 80 41 St. Thomas Houston 68 66

Sam Houston St.

Average RPI Win:	231	WON-LOST	WINNING	LAST 10	STRENGTH OF	OPP. STRENGTH	TEAM	ADJ.	CONF.	ADJ CONF.
Average RPI Loss:	111	RECORD	PCT. RANK	GAMES	SCHEDULE	OF SCHEDULE	RPI	RPI	RPI	RPI
DIV. I ONLY	13- 15	198	5- 5	108	185	171	171	17	17	
DIV. I NON-CONF.	7- 7	170	0- 0	65	192	125	125	17	17	

TOTALS	RPI 1-25	RPI 26-50	W-L RECORDS	RPI 51-100	RPI 101-999	RPI 201+				
13- 15	0- 2	1- 0	OVERALL	0- 6	12- 7	9- 1				
10- 4	0- 0	1- 0	HOME	0- 2	9- 2	7- 0				
2- 10	0- 0	0- 0	AWAY	0- 0	2- 0	2- 0				
1- 1	0- 0	0- 0	NEUTRAL	0- 0	1- 1	0- 0				
7- 7	0- 2	1- 0	NON-CONFERENCE	0- 2	6- 3	4- 0				
6- 1	0- 0	1- 0	HOME	0- 0	5- 1	4- 0				
0- 5	0- 2	0- 0	AWAY	0- 2	0- 1	0- 0				
1- 1	0- 0	0- 0	NEUTRAL	0- 0	1- 1	0- 0				
6- 8	0- 0	0- 0	CONFERENCE	0- 4	6- 4	5- 1				
4- 3	0- 0	0- 0	HOME	0- 2	4- 1	3- 0				
2- 5	0- 0	0- 0	AWAY	0- 2	2- 3	2- 1				
0- 0	0- 0	0- 0	NEUTRAL	0- 0	0- 0	0- 0				

RPI 1-25				RPI 26-50				RPI 51-100				RPI 101+ Team's RPI: 171			
RPI	S	Opponent	Score	RPI	S	Opponent	Score	RPI	S	Opponent	Score	RPI	S	Opponent	Score
7	A	Florida St.	62 87	44	H	UCF	58 51	54	A	Mercer	45 48	113	A	ETSU	48 76
17	A	Iowa	59 80					54	H	Mercer	59 73	113	H	ETSU	52 64
								68	A	Belmont	46 83	137	A	Arkansas	63 84
								83	A	UAB	53 77	150	H	Colorado	60 71
								99	A	Chattanooga	58 68	169	H	Troy	80 73
								99	H	Chattanooga	65 71	169	N	Troy	82 76
												175	A	Furman	41 45
												175	H	Furman	62 58
												195	N	UTEP	33 46
												202	H	Hampton	66 61
												208	H	Southern Mi ss.	61 56
												227	A	UNCG	60 53
												227	H	UNCG	56 48
												298	A	Wofford	46 58
												298	H	Wofford	81 77
												311	H	Al abama St.	58 39
												318	A	Western Caro.	50 32
												318	H	Western Caro.	62 54
												333	H	Rhode Isl and	67 37
LAST 12 Division I GAMES:															
				99	H	Chattanooga	65 71	298	H	Wofford	81 77				
				113	H	ETSU	52 64	113	A	ETSU	48 76				
				318	A	Western Caro.	50 32	99	A	Chattanooga	58 68				
				227	A	UNCG	60 53	227	H	UNCG	56 48				
				54	A	Mercer	45 48	318	H	Western Caro.	62 54				
				175	H	Furman	62 58	54	H	Mercer	59 73				

Non-Div I Games: AUM

59 46

Samford

Average RPI Win: 214

Average RPI Loss: 156

WON-LOST
RECORDWINNING
PCT. RANKLAST 10
GAMESSTRENGTH OF
SCHEDULEOPP. STRENGTH
OF SCHEDULETEAM
RPIADJ.
RPICONF.
RPIADJ CONF.
RPI

DIV. I ONLY	14- 14	176	3- 7	220	148	188	188	14	14
DIV. I NON-CONF.	6- 4	122	0- 0	280	243	148	148	11	11

TOTALS	RPI 1-25	RPI 26-50	W-L RECORDS	RPI 51-100	RPI 101-999	RPI 201+			
14- 14	0- 0	1- 3	OVERALL	0- 2	13- 9	7- 5			
8- 5	0- 0	1- 1	HOME	0- 1	7- 3	6- 0			
5- 9	0- 0	0- 2	AWAY	0- 1	5- 6	1- 5			
1- 0	0- 0	0- 0	NEUTRAL	0- 0	1- 0	0- 0			
6- 4	0- 0	1- 1	NON-CONFERENCE	0- 0	5- 3	3- 3			
4- 0	0- 0	1- 0	HOME	0- 0	3- 0	3- 0			
1- 4	0- 0	0- 1	AWAY	0- 0	1- 3	0- 3			
1- 0	0- 0	0- 0	NEUTRAL	0- 0	1- 0	0- 0			
8- 10	0- 0	0- 2	CONFERENCE	0- 2	8- 6	4- 2			
4- 5	0- 0	0- 1	HOME	0- 1	4- 3	3- 0			
4- 5	0- 0	0- 1	AWAY	0- 1	4- 3	1- 2			
0- 0	0- 0	0- 0	NEUTRAL	0- 0	0- 0	0- 0			

RPI 1-25				RPI 26-50				RPI 51-100				RPI 101+ Team's RPI: 188			
RPI	S	Opponent	Score	RPI	S	Opponent	Score	RPI	S	Opponent	Score	RPI	S	Opponent	Score
				39	A	Gonzaga	54 58	75	A	Saint Mary's (CA)	57 66	131	A	San Francisco	60 54
				39	H	Gonzaga	44 63	75	H	Saint Mary's (CA)	53 75	131	H	San Francisco	47 49
				40	A	California	64 89					132	A	Loyola Marymount	60 54
				46	H	Minnesota	72 69					132	H	Loyola Marymount	53 67
												143	A	BYU	66 60
												143	H	BYU	70 69
												147	N	Boise St.	72 52
												191	A	Pacific	60 62
												191	H	Pacific	68 81
												192	A	UC Santa Barbara	71 58
												223	A	Seattle U	73 80
												245	A	Pepperdine	62 66
												245	H	Pepperdine	79 53
												249	A	Hawaii	63 64
												267	H	UTSA	78 69
												268	A	San Diego St.	76 77
												282	A	Santa Clara	50 59
												282	H	Santa Clara	51 40
												300	H	Long Beach St.	74 40
												317	A	Portland	75 60
												317	H	Portland	59 52
												329	H	Southern Utah	72 59
LAST 12 Division I GAMES:															
				131	H	San Francisco	47 49	75	A	Saint Mary's (CA)	57 66				
				39	A	Gonzaga	54 58	39	H	Gonzaga	44 63				
				143	A	BYU	66 60	132	H	Loyola Marymount	53 67				
				191	A	Pacific	60 62	282	A	Santa Clara	50 59				
				282	H	Santa Clara	51 40	143	H	BYU	70 69				
				245	H	Pepperdine	79 53	317	A	Portland	75 60				

Non-Div I Games: San Diego Christian 82 53

San Diego

Average RPI Win:	213	WON-LOST	WINNING	LAST 10	STRENGTH OF	OPP. STRENGTH	TEAM	ADJ.	CONF.	ADJ CONF.
Average RPI Loss:	163	RECORD	PCT. RANK	GAMES	SCHEDULE	OF SCHEDULE	RPI	RPI	RPI	RPI
DIV. I ONLY	10- 16	235	3- 7	244	136	268	268	16	16	
DIV. I NON-CONF.	5- 5	170	0- 0	281	245	252	252	15	15	

TOTALS	RPI 1-25	RPI 26-50	W-L RECORDS	RPI 51-100	RPI 101-999	RPI 201+				
10- 16	0- 0	0- 1	OVERALL	2- 3	8- 12	7- 4				
8- 7	0- 0	0- 0	HOME	2- 1	6- 6	5- 2				
2- 7	0- 0	0- 0	AWAY	0- 2	2- 5	2- 2				
0- 2	0- 0	0- 1	NEUTRAL	0- 0	0- 1	0- 0				
5- 5	0- 0	0- 1	NON-CONFERENCE	0- 0	5- 4	4- 1				
4- 2	0- 0	0- 0	HOME	0- 0	4- 2	3- 1				
1- 1	0- 0	0- 0	AWAY	0- 0	1- 1	1- 0				
0- 2	0- 0	0- 1	NEUTRAL	0- 0	0- 1	0- 0				
5- 11	0- 0	0- 0	CONFERENCE	2- 3	3- 8	3- 3				
4- 5	0- 0	0- 0	HOME	2- 1	2- 4	2- 1				
1- 6	0- 0	0- 0	AWAY	0- 2	1- 4	1- 2				
0- 0	0- 0	0- 0	NEUTRAL	0- 0	0- 0	0- 0				

RPI 1-25				RPI 26-50				RPI 51-100				RPI 101+				Team's RPI: 268
RPI	S	Opponent	Score	RPI	S	Opponent	Score	RPI	S	Opponent	Score	RPI	S	Opponent	Score	
				27	N	Central Mich.	76 85	62	A	Wyoming	50 70	122	A	Colorado St.	43 72	
								62	H	Wyoming	68 62	122	H	Colorado St.	63 65	
								80	A	UNLV	67 73	128	N	Tulane	46 80	
								80	H	UNLV	64 75	130	A	Fresno St.	53 64	
								94	H	New Mexico	97 89	130	H	Fresno St.	60 66	
												147	H	Boise St.	70 86	
												182	H	UC Irvine	65 67	
												188	H	San Diego	77 76	
												192	A	UC Santa Barbara	64 77	
												214	H	CSUN	58 55	
												217	H	Nevada	75 72	
												250	H	Presbyterian	77 50	
												253	A	San Jose St.	75 65	
												253	H	San Jose St.	85 78	
												276	A	Arizona	78 67	
												282	H	Santa Clara	34 48	
												305	A	Utah St.	58 62	
												310	A	Air Force	51 61	
												310	H	Air Force	48 56	
												323	H	Cal St. Fullerton	59 58	

LAST 12 Division I GAMES:																
				253	H	San Jose St.	85 78	310	A	Air Force	51 61					
				310	H	Air Force	48 56	80	H	UNLV	64 75					
				80	A	UNLV	67 73	122	A	Colorado St.	43 72					
				62	A	Wyoming	50 70	94	H	New Mexico	97 89					
				217	H	Nevada	75 72	130	A	Fresno St.	53 64					
				130	H	Fresno St.	60 66	147	H	Boise St.	70 86					

Non-Div I Games: Hope Int'l 92 68

San Diego St.

Average RPI Win:	216	WON-LOST	WINNING	LAST 10	STRENGTH OF	OPP. STRENGTH	TEAM	ADJ.	CONF.	ADJ CONF.
Average RPI Loss:	105	RECORD	PCT. RANK	GAMES	SCHEDULE	OF SCHEDULE	RPI	RPI	RPI	RPI
DIV. I ONLY	15- 14	172	6- 4	115	129	131	131	14	14	
DIV. I NON-CONF.	5- 6	187	0- 0	72	114	131	131	11	11	

TOTALS	RPI 1-25	RPI 26-50	W-L RECORDS	RPI 51-100	RPI 101-999	RPI 201+				
15- 14	0- 1	0- 3	OVERALL	0- 3	15- 7	7- 1				
9- 5	0- 1	0- 1	HOME	0- 1	9- 2	4- 0				
5- 9	0- 0	0- 2	AWAY	0- 2	5- 5	3- 1				
1- 0	0- 0	0- 0	NEUTRAL	0- 0	1- 0	0- 0				
5- 6	0- 1	0- 1	NON-CONFERENCE	0- 1	5- 3	2- 0				
3- 2	0- 1	0- 0	HOME	0- 0	3- 1	1- 0				
1- 4	0- 0	0- 1	AWAY	0- 1	1- 2	1- 0				
1- 0	0- 0	0- 0	NEUTRAL	0- 0	1- 0	0- 0				
10- 8	0- 0	0- 2	CONFERENCE	0- 2	10- 4	5- 1				
6- 3	0- 0	0- 1	HOME	0- 1	6- 1	3- 0				
4- 5	0- 0	0- 1	AWAY	0- 1	4- 3	2- 1				
0- 0	0- 0	0- 0	NEUTRAL	0- 0	0- 0	0- 0				

RPI 1-25				RPI 26-50				RPI 51-100				RPI 101+ Team's RPI: 131			
RPI	S	Opponent	Score	RPI	S	Opponent	Score	RPI	S	Opponent	Score	RPI	S	Opponent	Score
13	H	Stanford	66 86	37	A	Northern Colo.	60 73	58	A	UC Davis	55 72	105	H	Washington St.	70 74
				39	A	Gonzaga	47 74	75	A	Saint Mary's (CA)	64 72	129	N	Robert Morris	57 45
				39	H	Gonzaga	57 81	75	H	Saint Mary's (CA)	59 73	130	H	Fresno St.	70 62
												132	A	Loyola Marymount	60 65
												132	H	Loyola Marymount	78 60
												143	A	BYU	66 70
												143	H	BYU	76 73
												146	A	Cal Poly	83 88
												146	H	Cal Poly	83 71
												168	A	UT Arlington	54 56
												188	A	San Diego	49 47
												188	H	San Diego	54 60
												191	A	Pacific	81 71
												191	H	Pacific	80 78
												245	A	Pepperdine	92 95
												245	H	Pepperdine	68 67
												253	A	San Jose St.	87 81
												282	A	Santa Clara	58 54
												282	H	Santa Clara	64 47
												289	H	Sacramento St.	90 76
												317	A	Portland	76 63
												317	H	Portland	84 75

LAST 12 Division I GAMES:															
188	A	San Diego	49 47	282	H	Santa Clara	64 47	75	H	Saint Mary's (CA)	59 73	39	H	Gonzaga	57 81
191	H	Pacific	80 78	75	H	Saint Mary's (CA)	59 73	191	A	Pacific	81 71	245	A	Pepperdine	92 95
132	A	Loyola Marymount	60 65	39	H	Gonzaga	57 81	282	A	Santa Clara	58 54				
75	A	Saint Mary's (CA)	64 72												
143	H	BYU	76 73												
317	A	Portland	76 63												

Non-Div I Games:

San Francisco

Average RPI Win:	236	WON-LOST	WINNING	LAST 10	STRENGTH OF	OPP. STRENGTH	TEAM	ADJ.	CONF.	ADJ CONF.
Average RPI Loss:	132	RECORD	PCT. RANK	GAMES	SCHEDULE	OF SCHEDULE	RPI	RPI	RPI	RPI
DIV. I ONLY	6- 20	307	1- 9	94	138	253	253	16	16	
DIV. I NON-CONF.	2- 8	290	0- 0	82	163	243	243	15	15	

TOTALS	RPI 1-25	RPI 26-50	W-L RECORDS	RPI 51-100	RPI 101-999	RPI 201+				
6- 20	0- 1	0- 1	OVERALL	1- 6	5- 12	5- 5				
4- 9	0- 0	0- 0	HOME	1- 3	3- 6	3- 2				
2- 10	0- 1	0- 1	AWAY	0- 3	2- 5	2- 2				
0- 1	0- 0	0- 0	NEUTRAL	0- 0	0- 1	0- 1				
2- 8	0- 1	0- 1	NON-CONFERENCE	0- 1	2- 5	2- 2				
1- 4	0- 0	0- 0	HOME	0- 1	1- 3	1- 1				
1- 3	0- 1	0- 1	AWAY	0- 0	1- 1	1- 0				
0- 1	0- 0	0- 0	NEUTRAL	0- 0	0- 1	0- 1				
4- 12	0- 0	0- 0	CONFERENCE	1- 5	3- 7	3- 3				
3- 5	0- 0	0- 0	HOME	1- 2	2- 3	2- 1				
1- 7	0- 0	0- 0	AWAY	0- 3	1- 4	1- 2				
0- 0	0- 0	0- 0	NEUTRAL	0- 0	0- 0	0- 0				

RPI 1-25				RPI 26-50				RPI 51-100				RPI 101+ Team's RPI: 253			
RPI	S	Opponent	Score	RPI	S	Opponent	Score	RPI	S	Opponent	Score	RPI	S	Opponent	Score
10	A	UCLA	69 129	35	A	Oregon St.	62 110	62	A	Wyomi ng	46 58	122	A	Colorado St.	48 63
								62	H	Wyomi ng	64 66	122	H	Colorado St.	66 73
								65	H	Nebraska	55 81	130	A	Fresno St.	71 81
								80	A	UNLV	60 79	131	H	San Francisco	81 87
								80	H	UNLV	53 80	135	H	Portland St.	78 90
								94	A	New Mexi co	62 92	147	H	Boise St.	80 112
								94	H	New Mexi co	95 86	191	A	Paci fic	97 106
												202	N	Hampton	73 81
												205	H	CSU Bakersfi eld	67 57
												214	H	CSUN	59 76
												217	A	Nevada	63 91
												217	H	Nevada	57 54
												268	A	San Diego St.	78 85
												268	H	San Diego St.	65 75
												282	A	Santa Clara	71 66
												305	H	Utah St.	79 66
												310	A	Ai r Force	75 74

LAST 12 Division I GAMES:															
268	A	San Diego St.	78 85	80	H	UNLV	53 80								
217	H	Nevada	57 54	62	A	Wyomi ng	46 58								
62	H	Wyomi ng	64 66	147	H	Boise St.	80 112								
130	A	Fresno St.	71 81	217	A	Nevada	63 91								
122	H	Colorado St.	66 73	310	A	Ai r Force	75 74								
94	A	New Mexico	62 92	268	H	San Diego St.	65 75								

Non-Div I Games: Southern Ore. 89 87

San Jose St.

Average RPI Win:	256	WON-LOST	WINNING	LAST 10	STRENGTH OF	OPP. STRENGTH	TEAM	ADJ.	CONF.	ADJ CONF.
Average RPI Loss:	149	RECORD	PCT. RANK	GAMES	SCHEDULE	OF SCHEDULE	RPI	RPI	RPI	RPI
DIV. I ONLY	8- 20	279	4- 6	233	133	282	282	14	14	
DIV. I NON-CONF.	3- 7	254	0- 0	316	188	300	300	11	11	

TOTALS	RPI 1-25	RPI 26-50	W-L RECORDS	RPI 51-100	RPI 101-999	RPI 201+				
8- 20	0- 0	0- 4	OVERALL	0- 2	8- 14	5- 5				
5- 9	0- 0	0- 3	HOME	0- 1	5- 5	2- 2				
3- 11	0- 0	0- 0	AWAY	0- 0	3- 0	3- 0				
0- 0	0- 0	0- 0	NEUTRAL	0- 0	0- 0	0- 0				
3- 7	0- 0	0- 2	NON-CONFERENCE	0- 0	3- 5	2- 4				
1- 4	0- 0	0- 2	HOME	0- 0	1- 2	0- 2				
2- 3	0- 0	0- 0	AWAY	0- 0	2- 3	2- 2				
0- 0	0- 0	0- 0	NEUTRAL	0- 0	0- 0	0- 0				
5- 13	0- 0	0- 2	CONFERENCE	0- 2	5- 9	3- 1				
4- 5	0- 0	0- 1	HOME	0- 1	4- 3	2- 0				
1- 8	0- 0	0- 1	AWAY	0- 1	1- 6	1- 1				
0- 0	0- 0	0- 0	NEUTRAL	0- 0	0- 0	0- 0				

RPI	S	Opponent	Score	RPI	S	Opponent	Score	RPI	S	Opponent	Score	RPI	S	Opponent	Score
39	A	Gonzaga	44 71	75	A	Saint Mary's (CA)	46 59	131	A	San Francisco	47 64	131	H	San Francisco	54 58
39	H	Gonzaga	51 63	75	H	Saint Mary's (CA)	51 72	132	A	Loyola Marymount	45 64	132	H	Loyola Marymount	51 65
40	H	Cal i forn i a	41 79					143	A	BYU	47 65	143	H	BYU	34 55
45	H	Southern Cal i forn i a	43 64					170	A	Northwestern	47 57	188	A	San Diego	40 51
								188	H	San Diego	59 50	191	A	Paci fi c	37 55
								191	H	Paci fi c	57 55	192	H	UC Santa Barbara	68 63
								217	A	Nevada	41 52	245	A	Pepperdi ne	55 56
								245	H	Pepperdi ne	54 50	253	H	San Jose St.	66 71
								258	A	Grand Canyon	38 39	268	A	San Diego St.	48 34
								317	A	Portland	50 43	317	H	Portland	67 57
								323	H	Cal St. Fullerton	69 73	327	A	III. -Chi cago	45 36
LAST 12 Division I GAMES:															
75	H	Saint Mary's (CA)	51 72	131	A	San Francisco	47 64	191	A	Paci fi c	37 55	245	H	Pepperdi ne	54 50
132	A	Loyola Marymount	45 64	188	H	San Diego	59 50	39	A	Gonzaga	44 71	131	H	San Francisco	54 58
191	H	Paci fi c	57 55	143	H	BYU	34 55								

Non-Div I Games: Menlo 104 61

Santa Clara

Average RPI Win: 334		WON-LOST RECORD	WINNING PCT. RANK	LAST 10 GAMES	STRENGTH OF SCHEDULE	OPP. STRENGTH OF SCHEDULE	TEAM RPI	ADJ. RPI	CONF. RPI	ADJ. CONF. RPI
Loss: 209										
DIV. I ONLY		2- 22	342	1- 8	285	314	339	339	31	31
DIV. I NON-CONF.		1- 9	318	0- 0	256	121	310	310	30	30
TOTALS		RPI 1-25		RPI 26-50	W-L RECORDS		RPI 51-100	RPI 101-999		RPI 201+
2- 22	0- 1		0- 1	OVERALL		0- 1	2- 19		2- 15	
0- 7	0- 0		0- 0	HOME		0- 0	0- 7		0- 7	
2- 12	0- 1		0- 1	AWAY		0- 1	2- 9		2- 7	
0- 3	0- 0		0- 0	NEUTRAL		0- 0	0- 3		0- 1	
1- 9	0- 1		0- 1	NON-CONFERENCE		0- 1	1- 6		1- 3	
0- 0	0- 0		0- 0	HOME		0- 0	0- 0		0- 0	
1- 6	0- 1		0- 1	AWAY		0- 1	1- 3		1- 2	
0- 3	0- 0		0- 0	NEUTRAL		0- 0	0- 3		0- 1	
1- 13	0- 0		0- 0	CONFERENCE		0- 0	1- 13		1- 12	
0- 7	0- 0		0- 0	HOME		0- 0	0- 7		0- 7	
1- 6	0- 0		0- 0	AWAY		0- 0	1- 6		1- 5	
0- 0	0- 0		0- 0	NEUTRAL		0- 0	0- 0		0- 0	

RPI 1-25				RPI 26-50				RPI 51-100				RPI 101+				Team's RPI: 339	
RPI	S	Opponent	Score	RPI	S	Opponent	Score	RPI	S	Opponent	Score	RPI	S	Opponent	Score		
15	A	South Carolina	38 99	35	A	Oregon St.	36 84	97	A	Jacksonville	46 74	119	A	Bethune-Cookman	54 75		
												156	N	Florida	40 90		
												190	A	Wisconsin	24 82		
												200	N	Richmond	63 100		
												202	A	Hampton	41 88		
												202	H	Hampton	53 81		
												203	H	N. C. A&T	44 69		
												206	A	Norfolk St.	51 83		
												206	H	Norfolk St.	58 78		
												207	A	East Carolina	37 103		
												210	N	Providence	48 78		
												263	A	Morgan St.	67 73		
												263	H	Morgan St.	41 70		
												264	H	Howard	59 87		
												277	H	UMES	56 68		
												311	A	Alabama St.	61 81		
												316	A	Coppin St.	57 66		
												326	A	Ga. Southern	71 67		
												328	H	South Carolina St.	60 71		
												332	A	Delaware St.	79 93		
												341	A	Florida A&M	65 47		
LAST 12 Division I GAMES:																	
119	A	Bethune-Cookman	54 75	341	A	Florida A&M	65 47										
202	A	Hampton	41 88	332	A	Delaware St.	79 93										
206	A	Norfolk St.	51 83	206	H	Norfolk St.	58 78										
203	H	N. C. A&T	44 69	202	H	Hampton	53 81										
263	H	Morgan St.	41 70	264	H	Howard	59 87										
328	H	South Carolina St.	60 71	277	H	UMES	56 68										

Non-Div I Games:	LaGrange	86	44	Al I en	79	41
------------------	----------	----	----	---------	----	----

Savannah St.

■ Loss, ■ Non-Conf, S Site, H Home A Away N Neutral

Average RPI Win:	247	WON-LOST	WINNING	LAST 10	STRENGTH OF	OPP. STRENGTH	TEAM	ADJ.	CONF.	ADJ CONF.
Average RPI Loss:	195	RECORD	PCT. RANK	GAMES	SCHEDULE	OF SCHEDULE	RPI	RPI	RPI	RPI
DIV. I ONLY	14- 14	176	6- 4	267	299	223	223	30	30	
DIV. I NON-CONF.	6- 9	214	0- 0	174	209	213	213	31	31	

TOTALS	RPI 1-25	RPI 26-50	W-L RECORDS	RPI 51-100	RPI 101-999	RPI 201+				
14- 14	0- 0	0- 1	OVERALL	0- 1	14- 12	10- 8				
7- 7	0- 0	0- 0	HOME	0- 1	7- 6	5- 3				
7- 7	0- 0	0- 1	AWAY	0- 0	7- 6	5- 5				
0- 0	0- 0	0- 0	NEUTRAL	0- 0	0- 0	0- 0				
6- 9	0- 0	0- 1	NON-CONFERENCE	0- 1	6- 7	2- 3				
2- 6	0- 0	0- 0	HOME	0- 1	2- 5	0- 2				
4- 3	0- 0	0- 1	AWAY	0- 0	4- 2	2- 1				
0- 0	0- 0	0- 0	NEUTRAL	0- 0	0- 0	0- 0				
8- 5	0- 0	0- 0	CONFERENCE	0- 0	8- 5	8- 5				
5- 1	0- 0	0- 0	HOME	0- 0	5- 1	5- 1				
3- 4	0- 0	0- 0	AWAY	0- 0	3- 4	3- 4				
0- 0	0- 0	0- 0	NEUTRAL	0- 0	0- 0	0- 0				

RPI 1-25	RPI 26-50	RPI 51-100	RPI 101+	Team's RPI: 223
RPI S Opponent Score	RPI S Opponent Score	RPI S Opponent Score	RPI S Opponent Score	RPI S Opponent Score
	40 Cal i forni a 67 87	58 UC Davi s 53 79	134 Idaho St. 69 74	
			135 Portland St. 91 77	
			148 Idaho 68 60	
			182 UC Irvi ne 79 84	
			188 San Di ego 80 73	
			191 Paci fic 73 85	
			192 UC Santa Barbara 77 71	
			197 Washi ngton 76 84	
			205 CSU Bakersfi el d 68 75	
			205 CSU Bakersfi el d 64 56	
			214 CSUN 62 67	
			217 Nevada 65 74	
			220 New Mexico St. 53 64	
			220 New Mexico St. 69 59	
			240 Montana 78 64	
			245 Pepperdi ne 65 62	
			249 Hawai i 58 73	
			258 Grand Canyon 63 74	
			258 Grand Canyon 57 64	
			283 UMKC 62 58	
			283 UMKC 66 62	
			307 UTRGV 67 69	
			307 UTRGV 64 56	
			322 Utah Valley 77 75	
			345 Chi cago St. 63 56	
			345 Chi cago St. 72 60	
LAST 12 Di vi si on I GAMES:				
	205 CSU Bakersfi el d 64 56	322 Utah Valley 77 75		
	258 Grand Canyon 57 64	205 CSU Bakersfi el d 68 75		
	220 New Mexico St. 53 64	307 UTRGV 64 56		
	307 UTRGV 67 69	220 New Mexico St. 69 59		
	345 Chi cago St. 72 60	283 UMKC 62 58		
	283 UMKC 66 62	345 Chi cago St. 63 56		

Non-Di v I Games:

Seattle U

Average RPI	Win:	197	WON-LOST	WINNING	LAST 10	STRENGTH OF	OPP. STRENGTH	TEAM	ADJ.	CONF.	ADJ CONF.
Average RPI	Loss:	45	RECORD	PCT. RANK	GAMES	SCHEDULE	OF SCHEDULE	RPI	RPI	RPI	RPI
DIV. I ONLY		15- 14		172	4- 6	87	72	124	124	6	6
DIV. I NON-CONF.		8- 3		65	0- 0	149	202	98	98	6	6

TOTALS	RPI 1-25		RPI 26-50		W-L RECORDS	RPI 51-100		RPI 101-999		RPI 201+	
15- 14	0- 5		0- 6		OVERALL	1- 1		14- 2		8- 0	
11- 6	0- 3		0- 3		HOME	1- 0		10- 0		6- 0	
4- 8	0- 2		0- 3		AWAY	0- 1		4- 2		2- 0	
0- 0	0- 0		0- 0		NEUTRAL	0- 0		0- 0		0- 0	
8- 3	0- 1		0- 2		NON-CONFERENCE	0- 0		8- 0		4- 0	
6- 2	0- 1		0- 1		HOME	0- 0		6- 0		4- 0	
2- 1	0- 0		0- 1		AWAY	0- 0		2- 0		0- 0	
0- 0	0- 0		0- 0		NEUTRAL	0- 0		0- 0		0- 0	
7- 11	0- 4		0- 4		CONFERENCE	1- 1		6- 2		4- 0	
5- 4	0- 2		0- 2		HOME	1- 0		4- 0		2- 0	
2- 7	0- 2		0- 2		AWAY	0- 1		2- 2		2- 0	
0- 0	0- 0		0- 0		NEUTRAL	0- 0		0- 0		0- 0	

RPI	S	Opponent	Score	RPI	S	Opponent	Score	RPI	S	Opponent	Score	RPI	S	Opponent	Score	Team's RPI: 124
10	H	UCLA	68 77	26	A	Villanova	53 59	70	A	St. John's (NY)	56 75	108	A	Wake Forest	67 57	
23	A	DePaul	66 89	26	H	Villanova	59 67	70	H	St. John's (NY)	62 57	111	A	Georgetown	52 71	
23	H	DePaul	68 72	33	H	Princeton	83 85					111	H	Georgetown	70 65	
24	A	Marquette	84 97	41	A	Rutgers	45 70					120	A	Butler	48 66	
24	H	Marquette	54 81	49	A	Creighton	64 81					120	H	Butler	75 64	
				49	H	Creighton	51 68					174	H	Marist	85 60	

LAST 12 Division I GAMES:																
23	H	DePaul	68 72	216	H	Xavier	58 53					262	H	Rider	85 49	
24	H	Marquette	54 81	49	A	Creighton	64 81					265	H	Fairfield	80 61	
70	A	St. John's (NY)	56 75	210	A	Providence	65 56					270	H	St. Francis Brooklyn	84 50	
26	A	Villanova	53 59	70	H	St. John's (NY)	62 57					348	H	Saint Peter's	91 49	
111	A	Georgetown	52 71	111	H	Georgetown	70 65									
120	H	Butler	75 64	26	H	Villanova	59 67									

Non-Div I Games:

Seton Hall

Average RPI Win:	278	WON-LOST	WINNING	LAST 10	STRENGTH OF	OPP. STRENGTH	TEAM	ADJ.	CONF.	ADJ CONF.
Average RPI Loss:	132	RECORD	PCT. RANK	GAMES	SCHEDULE	OF SCHEDULE	RPI	RPI	RPI	RPI
DIV. I ONLY	16- 13	143	7- 3	270	265	196	196	28	28	
DIV. I NON-CONF.	5- 6	187	0- 0	139	135	158	158	25	25	

TOTALS	RPI 1-25	RPI 26-50	W-L RECORDS	RPI 51-100	RPI 101-999	RPI 201+				
16- 13	0- 0	0- 4	OVERALL	0- 3	16- 6	15- 4				
10- 4	0- 0	0- 2	HOME	0- 1	10- 1	9- 1				
6- 9	0- 0	0- 2	AWAY	0- 2	6- 5	6- 3				
0- 0	0- 0	0- 0	NEUTRAL	0- 0	0- 0	0- 0				
5- 6	0- 0	0- 2	NON-CONFERENCE	0- 3	5- 1	5- 0				
3- 2	0- 0	0- 1	HOME	0- 1	3- 0	3- 0				
2- 4	0- 0	0- 1	AWAY	0- 2	2- 1	2- 0				
0- 0	0- 0	0- 0	NEUTRAL	0- 0	0- 0	0- 0				
11- 7	0- 0	0- 2	CONFERENCE	0- 0	11- 5	10- 4				
7- 2	0- 0	0- 1	HOME	0- 0	7- 1	6- 1				
4- 5	0- 0	0- 1	AWAY	0- 0	4- 4	4- 3				
0- 0	0- 0	0- 0	NEUTRAL	0- 0	0- 0	0- 0				

RPI 1-25				RPI 26-50				RPI 51-100				RPI 101+ Team's RPI: 196			
RPI	S	Opponent	Score	RPI	S	Opponent	Score	RPI	S	Opponent	Score	RPI	S	Opponent	Score
				41	A	Rutgers	47 59	56	A	Harvard	67 75	144	A	Hartford	62 71
				43	A	Qui nni pi ac	54 68	79	H	Al bany (NY)	63 78	174	A	Marist	54 73
				43	H	Qui nni pi ac	72 83	87	A	Penn St.	72 86	174	H	Marist	58 53
				50	H	FGCU	50 63					228	A	Niagara	50 65
												228	H	Niagara	68 73
												239	A	Hofstra	70 60
												251	H	St. Bonaventure	70 62
												257	A	Manhattan	56 54
												257	H	Manhattan	56 51
												260	H	Sacred Heart	62 57
												262	A	Rider	71 67
												264	H	Howard	72 61
												265	A	Fairfield	43 44
												265	H	Fairfield	51 40
												279	A	Canisius	57 65
												279	H	Canisius	68 59
												281	A	Colgate	73 70
												291	H	Monmouth	44 41
												338	A	Iona	70 48
												338	H	Iona	64 51
												348	A	Saint Peter's	62 59
												348	H	Saint Peter's	70 36
LAST 12 Division I GAMES:															
				348	H	Saint Peter's	70 36	174	A	Marist	54 73				
				279	H	Canisius	68 59	348	A	Saint Peter's	62 59				
				265	A	Fairfield	43 44	257	H	Manhattan	56 51				
				257	A	Manhattan	56 54	265	H	Fairfield	51 40				
				43	H	Qui nni pi ac	72 83	338	A	Iona	70 48				
				291	H	Monmouth	44 41	174	H	Marist	58 53				

Non-Div I Games:

Siena

Average RPI Win:	231	WON-LOST	WINNING	LAST 10	STRENGTH OF	OPP. STRENGTH	TEAM	ADJ.	CONF.	ADJ CONF.
Average RPI Loss:	151	RECORD	PCT. RANK	GAMES	SCHEDULE	OF SCHEDULE	RPI	RPI	RPI	RPI

DIV. I ONLY	15- 11	131	4- 6	219	234	167	167	22	22
DIV. I NON-CONF.	6- 4	122	0- 0	73	207	80	80	23	23

TOTALS	RPI 1-25	RPI 26-50	W-L RECORDS	RPI 51-100	RPI 101-999	RPI 201+			
15- 11	0- 1	0- 0	OVERALL	0- 2	15- 8	9- 3			
9- 5	0- 0	0- 0	HOME	0- 2	9- 3	6- 1			
6- 6	0- 1	0- 0	AWAY	0- 0	6- 5	3- 2			
0- 0	0- 0	0- 0	NEUTRAL	0- 0	0- 0	0- 0			
6- 4	0- 1	0- 0	NON-CONFERENCE	0- 2	6- 1	3- 0			
3- 2	0- 0	0- 0	HOME	0- 2	3- 0	1- 0			
3- 2	0- 1	0- 0	AWAY	0- 0	3- 1	2- 0			
0- 0	0- 0	0- 0	NEUTRAL	0- 0	0- 0	0- 0			
9- 7	0- 0	0- 0	CONFERENCE	0- 0	9- 7	6- 3			
6- 3	0- 0	0- 0	HOME	0- 0	6- 3	5- 1			
3- 4	0- 0	0- 0	AWAY	0- 0	3- 4	1- 2			
0- 0	0- 0	0- 0	NEUTRAL	0- 0	0- 0	0- 0			

RPI 1-25				RPI 26-50				RPI 51-100				RPI 101+ Team's RPI: 167			
RPI	S	Opponent	Score	RPI	S	Opponent	Score	RPI	S	Opponent	Score	RPI	S	Opponent	Score
21	A	NC State	50 71					83	H	UAB	66 78	103	H	Little Rock	35 47
								97	H	Jacksonville	58 60	110	A	North Carolina	85 84
												114	H	Central Ark.	64 43
												142	A	Texas St.	63 78
												162	A	Louisiana	72 57
												162	H	Louisiana	56 59
												164	A	Ole Miss	59 66
												168	A	UT Arlington	76 63
												169	A	Troy	71 82
												169	H	Troy	79 68
												173	H	Southern U.	69 65
												208	A	Southern Miss.	78 57
												213	H	Arkansas St.	60 75
												235	A	Coastal Caro.	56 71
												235	H	Coastal Caro.	68 62
												237	H	New Orleans	67 45
												273	A	Appalachian St.	56 57
												273	H	Appalachian St.	54 52
												309	H	Georgia St.	88 52
												311	A	Alabama St.	59 47
												326	H	Ga. Southern	79 52
												336	A	La.-Monroe	67 60
												336	H	La.-Monroe	72 55

LAST 12 Division I GAMES:															
162	H	Louisiana	56 59	169	A	Troy	71 82								
336	H	La.-Monroe	72 55	336	A	La.-Monroe	67 60								
235	A	Coastal Caro.	56 71	162	A	Louisiana	72 57								
273	A	Appalachian St.	56 57	273	H	Appalachian St.	54 52								
213	H	Arkansas St.	60 75	235	H	Coastal Caro.	68 62								
103	H	Little Rock	35 47	169	H	Troy	79 68								

Non-Div I Games: Ga. Southwestern 73 42

South Ala.

Average RPI Win:	133	WON-LOST	WINNING	LAST 10	STRENGTH OF	OPP. STRENGTH	TEAM	ADJ.	CONF.	ADJ CONF.
Average RPI Loss:	7	RECORD	PCT. RANK	GAMES	SCHEDULE	OF SCHEDULE	RPI	RPI	RPI	RPI
DIV. I ONLY	23- 6	28	7- 3	47	3	15	15	2	2	
DIV. I NON-CONF.	11- 2	22	0- 1	169	9	47	47	2	2	

TOTALS	RPI 1-25	RPI 26-50	W-L RECORDS	RPI 51-100	RPI 101-999	RPI 201+				
23- 6	5- 6	2- 0	OVERALL	5- 0	11- 0	5- 0				
13- 2	4- 2	0- 0	HOME	2- 0	7- 0	5- 0				
8- 3	1- 3	1- 0	AWAY	2- 0	4- 0	0- 0				
2- 1	0- 1	1- 0	NEUTRAL	1- 0	0- 0	0- 0				
11- 2	2- 2	1- 0	NON-CONFERENCE	1- 0	7- 0	5- 0				
6- 1	1- 1	0- 0	HOME	0- 0	5- 0	5- 0				
3- 0	1- 0	0- 0	AWAY	0- 0	2- 0	0- 0				
2- 1	0- 1	1- 0	NEUTRAL	1- 0	0- 0	0- 0				
12- 4	3- 4	1- 0	CONFERENCE	4- 0	4- 0	0- 0				
7- 1	3- 1	0- 0	HOME	2- 0	2- 0	0- 0				
5- 3	0- 3	1- 0	AWAY	2- 0	2- 0	0- 0				
0- 0	0- 0	0- 0	NEUTRAL	0- 0	0- 0	0- 0				

RPI 1-25				RPI 26-50				RPI 51-100				RPI 101+			
RPI	S	Opponent	Score	RPI	S	Opponent	Score	RPI	S	Opponent	Score	RPI	S	Opponent	Score
1	N	Notre Dame	85 92	28	A	Georgia	77 65	70	N	St. John's (NY)	76 58	136	A	Vanderbilt	95 82
2	H	UConn	58 83	41	N	Rutgers	78 68	86	A	Alabama	79 66	137	H	Arkansas	90 42
3	A	Mississippi St.	53 67					89	A	Kentucky	81 64	156	H	Florida	64 57
9	A	Tennessee	46 65					89	H	Kentucky	81 63	157	A	Clemson	66 36
9	H	Tennessee	70 86					98	H	Auburn	71 63	164	A	Ole Miss	88 62
12	H	Duke	72 52									177	A	Temple	87 60
16	H	Texas A&M	61 59									274	H	Col. of Charleston	69 43
19	A	Missouri	74 83									298	H	Wofford	94 60
19	H	Missouri	64 54									311	H	Alabama St.	99 31
20	A	Maryland	94 86									318	H	Western Caro.	101 43
25	H	LSU	57 48									339	H	Savannah St.	99 38

LAST 12 Division I GAMES:															
9	A	Tennessee	46 65	3	A	Mississippi St.	53 67								
25	H	LSU	57 48	2	H	UConn	58 83								
89	H	Kentucky	81 63	19	H	Missouri	64 54								
28	A	Georgia	77 65	137	H	Arkansas	90 42								
156	H	Florida	64 57	89	A	Kentucky	81 64								
86	A	Alabama	79 66	136	A	Vanderbilt	95 82								

Non-Div I Games:

South Carolina

Average RPI Win:	301	WON-LOST	WINNING	LAST 10	STRENGTH OF	OPP. STRENGTH	TEAM	ADJ.	CONF.	ADJ CONF.
Average RPI Loss:	221	RECORD	PCT. RANK	GAMES	SCHEDULE	OF SCHEDULE	RPI	RPI	RPI	RPI
DIV. I ONLY	7- 17	276	3- 7	343	287	328	328	31	31	
DIV. I NON-CONF.	3- 7	254	0- 0	343	152	312	312	30	30	

TOTALS	RPI 1-25	RPI 26-50	W-L RECORDS	RPI 51-100	RPI 101-999	RPI 201+				
7- 17	0- 0	0- 0	OVERALL	0- 2	7- 15	7- 12				
4- 5	0- 0	0- 0	HOME	0- 0	4- 5	4- 5				
3- 12	0- 0	0- 0	AWAY	0- 0	3- 1	3- 1				
0- 0	0- 0	0- 0	NEUTRAL	0- 0	0- 0	0- 0				
3- 7	0- 0	0- 0	NON-CONFERENCE	0- 2	3- 5	3- 3				
1- 1	0- 0	0- 0	HOME	0- 0	1- 1	1- 1				
2- 6	0- 0	0- 0	AWAY	0- 2	2- 4	2- 2				
0- 0	0- 0	0- 0	NEUTRAL	0- 0	0- 0	0- 0				
4- 10	0- 0	0- 0	CONFERENCE	0- 0	4- 10	4- 9				
3- 4	0- 0	0- 0	HOME	0- 0	3- 4	3- 4				
1- 6	0- 0	0- 0	AWAY	0- 0	1- 6	1- 5				
0- 0	0- 0	0- 0	NEUTRAL	0- 0	0- 0	0- 0				

RPI 1-25				RPI 26-50				RPI 51-100				RPI 101+ Team's RPI: 328			
RPI	S	Opponent	Score	RPI	S	Opponent	Score	RPI	S	Opponent	Score	RPI	S	Opponent	Score
								54	A	Mercer	53 74	119	A	Bethune-Cookman	50 68
								64	A	Georgia Tech	40 86	155	A	Charlotte	49 64
												157	A	Clemson	48 56
												202	A	Hampton	42 60
												202	H	Hampton	78 70
												203	H	N. C. A&T	54 74
												206	A	Norfolk St.	49 63
												206	H	Norfolk St.	67 71
												263	A	Morgan St.	55 65
												264	H	Howard	58 68
												277	H	UMES	54 51
												280	A	Old Dominion	35 52
												294	A	USC Upstate	44 63
												314	A	Charleston So.	60 58
												316	A	Coppin St.	39 56
												316	H	Coppin St.	67 65
												318	H	Western Caro.	75 45
												324	H	N. C. Central	63 81
												326	H	Ga. Southern	58 61
												332	A	Delaware St.	44 58
												339	A	Savannah St.	71 60
												343	A	Winthrop	65 37

LAST 12 Division I GAMES:															
				324	H	N. C. Central	63 81	263	A	Morgan St.	55 65				
				206	A	Norfolk St.	49 63	316	A	Coppin St.	39 56				
				202	A	Hampton	42 60	202	H	Hampton	78 70				
				203	H	N. C. A&T	54 74	206	H	Norfolk St.	67 71				
				316	H	Coppin St.	67 65	277	H	UMES	54 51				
				339	A	Savannah St.	71 60	264	H	Howard	58 68				

Non-Div I Games: Johnson & Wales (NC) 40 Columbia Int'l 82 38

South Carolina St.

Average RPI Win:	192	WON-LOST	WINNING	LAST 10	STRENGTH OF	OPP. STRENGTH	TEAM	ADJ.	CONF.	ADJ CONF.
Average RPI Loss:	100	RECORD	PCT. RANK	GAMES	SCHEDULE	OF SCHEDULE	RPI	RPI	RPI	RPI

DIV. I ONLY	21- 5	24	9- 0	159	118	59	59	13	13
DIV. I NON-CONF.	7- 5	132	0- 0	198	50	135	135	16	16

TOTALS	RPI 1-25	RPI 26-50	W-L RECORDS	RPI 51-100	RPI 101-999	RPI 201+			
21- 5	0- 1	3- 0	OVERALL	0- 1	18- 3	10- 0			
11- 1	0- 0	2- 0	HOME	0- 0	9- 1	5- 0			
9- 2	0- 0	1- 0	AWAY	0- 0	8- 2	4- 0			
1- 2	0- 1	0- 0	NEUTRAL	0- 1	1- 0	1- 0			
7- 5	0- 1	1- 0	NON-CONFERENCE	0- 1	6- 3	4- 0			
4- 1	0- 0	1- 0	HOME	0- 0	3- 1	2- 0			
2- 2	0- 0	0- 0	AWAY	0- 0	2- 2	1- 0			
1- 2	0- 1	0- 0	NEUTRAL	0- 1	1- 0	1- 0			
14- 0	0- 0	2- 0	CONFERENCE	0- 0	12- 0	6- 0			
7- 0	0- 0	1- 0	HOME	0- 0	6- 0	3- 0			
7- 0	0- 0	1- 0	AWAY	0- 0	6- 0	3- 0			
0- 0	0- 0	0- 0	NEUTRAL	0- 0	0- 0	0- 0			

RPI 1-25				RPI 26-50				RPI 51-100 Team's RPI: 59				RPI 101+			
RPI	S	Opponent	Score	RPI	S	Opponent	Score	RPI	S	Opponent	Score	RPI	S	Opponent	Score
9	N	Tennessee	49 69	32	A	South Dakota St.	67 61	52	N	Oklahoma St.	68 76	101	A	Western Ill.	82 58
				32	H	South Dakota St.	80 75					101	H	Western Ill.	92 81
				49	H	Creighton	73 68					115	A	Iowa St.	76 81
												123	A	SFA	55 77
												139	A	Wichita St.	62 48
												161	H	North Dakota	76 71
												172	A	Denver	82 60
												172	H	Denver	79 51
												181	A	Oral Roberts	73 68
												181	H	Oral Roberts	72 55
												201	H	Tulsa	61 64
												205	H	CSU Bakersfield	66 50
												238	A	Omaha	72 50
												238	H	Omaha	70 46
												246	H	UC Riverside	75 66
												256	N	Indiana St.	71 59
												286	A	North Dakota St.	82 67
												286	H	North Dakota St.	80 54
												306	A	Incarnate Word	81 51
												325	A	Fort Wayne	79 60
												325	H	Fort Wayne	85 43

LAST 12 Division I GAMES:															
				32	H	South Dakota St.	80 75	172	A	Denver	82 60				
				181	H	Oral Roberts	72 55	32	A	South Dakota St.	67 61				
				238	A	Omaha	72 50	238	H	Omaha	70 46				
				325	A	Fort Wayne	79 60	181	A	Oral Roberts	73 68				
				286	H	North Dakota St.	80 54	325	H	Fort Wayne	85 43				
				101	H	Western Ill.	92 81	101	A	Western Ill.	82 58				

Non-Div I Games: Mt. Marty 87 25 Doane 96 54 Bellevue 89 32

South Dakota

Average RPI Win:	181	WON-LOST	WINNING	LAST 10	STRENGTH OF	OPP. STRENGTH	TEAM	ADJ.	CONF.	ADJ CONF.
Average RPI Loss:	41	RECORD	PCT. RANK	GAMES	SCHEDULE	OF SCHEDULE	RPI	RPI	RPI	RPI
DIV. I ONLY	22- 6	37	8- 2	77	102	32	32	13	13	
DIV. I NON-CONF.	10- 4	73	0- 0	32	14	28	28	16	16	
TOTALS	RPI 1-25	RPI 26-50	W-L RECORDS	RPI 51-100	RPI 101-999	RPI 201+				
22- 6	1- 2	1- 2	OVERALL	2- 2	18- 0	8- 0				
12- 2	0- 1	1- 0	HOME	0- 1	11- 0	5- 0				
8- 4	0- 1	0- 2	AWAY	2- 1	6- 0	3- 0				
2- 0	1- 0	0- 0	NEUTRAL	0- 0	1- 0	0- 0				
10- 4	1- 2	1- 2	NON-CONFERENCE	2- 0	6- 0	2- 0				
6- 1	0- 1	1- 0	HOME	0- 0	5- 0	2- 0				
2- 3	0- 1	0- 2	AWAY	2- 0	0- 0	0- 0				
2- 0	1- 0	0- 0	NEUTRAL	0- 0	1- 0	0- 0				
12- 2	0- 0	0- 0	CONFERENCE	0- 2	12- 0	6- 0				
6- 1	0- 0	0- 0	HOME	0- 1	6- 0	3- 0				
6- 1	0- 0	0- 0	AWAY	0- 1	6- 0	3- 0				
0- 0	0- 0	0- 0	NEUTRAL	0- 0	0- 0	0- 0				

RPI 1-25				RPI 26-50				Team's RPI: 32				RPI 51-100				RPI 101+			
RPI	S	Opponent	Score	RPI	S	Opponent	Score	RPI	S	Opponent	Score	RPI	S	Opponent	Score	RPI	S	Opponent	Score
5	H	Louisville	64 68	29	H	Oklahoma	67 61	59	A	South Dakota	75 80	101	A	Western Ill.	70 42				
21	N	NC State	75 67	49	A	Creighton	65 72	59	H	South Dakota	61 67	101	H	Western Ill.	84 48				
22	A	Green Bay	41 55	50	A	FGCU	78 87	77	A	Drake	85 78	138	H	UNI	57 47				
								95	A	George Washington	97 88	139	H	Wichita St.	96 64				
												155	N	Charlotte	71 70				
												161	H	North Dakota	66 52				
												172	A	Denver	69 58				
												172	H	Denver	95 59				
												181	A	Oral Roberts	77 70				
												181	H	Oral Roberts	96 72				
												209	H	Bowling Green	76 44				
												238	A	Omaha	103 54				
												238	H	Omaha	89 64				
												286	A	North Dakota St.	85 64				
												286	H	North Dakota St.	83 63				
												325	A	Fort Wayne	77 55				
												325	H	Fort Wayne	105 49				
												342	H	NJIT	92 48				
LAST 12 Division I GAMES:																			
325	A	Fort Wayne	77 55	286	A	North Dakota St.	85 64	325	H	Fort Wayne	105 49								
59	A	South Dakota	75 80	59	H	South Dakota	61 67	101	H	Western Ill.	84 48								
101	A	Western Ill.	70 42	181	H	Oral Roberts	96 72	181	A	Oral Roberts	77 70								
172	H	Denver	95 59	172	A	Denver	69 58												
238	A	Omaha	103 54																

Non-Div I Games: Dakota Wesleyan 76 63

South Dakota St.

Average RPI Win:	137	WON-LOST	WINNING	LAST 10	STRENGTH OF	OPP. STRENGTH	TEAM	ADJ.	CONF.	ADJ CONF.
Average RPI Loss:	46	RECORD	PCT. RANK	GAMES	SCHEDULE	OF SCHEDULE	RPI	RPI	RPI	RPI
DIV. I ONLY	24- 5	16	9- 1	64	33	18	18	8	8	
DIV. I NON-CONF.	11- 3	45	1- 0	60	3	23	23	7	7	

TOTALS	RPI 1-25	RPI 26-50	W-L RECORDS	RPI 51-100	RPI 101-999	RPI 201+				
24- 5	2- 2	3- 1	OVERALL	3- 1	16- 1	4- 0				
13- 1	2- 1	1- 0	HOME	1- 0	9- 0	3- 0				
8- 2	0- 0	1- 1	AWAY	1- 0	6- 1	1- 0				
3- 2	0- 1	1- 0	NEUTRAL	1- 1	1- 0	0- 0				
11- 3	2- 1	1- 1	NON-CONFERENCE	2- 1	6- 0	3- 0				
6- 0	2- 0	0- 0	HOME	0- 0	4- 0	2- 0				
2- 1	0- 0	0- 1	AWAY	1- 0	1- 0	1- 0				
3- 2	0- 1	1- 0	NEUTRAL	1- 1	1- 0	0- 0				
13- 2	0- 1	2- 0	CONFERENCE	1- 0	10- 1	1- 0				
7- 1	0- 1	1- 0	HOME	1- 0	5- 0	1- 0				
6- 1	0- 0	1- 0	AWAY	0- 0	5- 1	0- 0				
0- 0	0- 0	0- 0	NEUTRAL	0- 0	0- 0	0- 0				

RPI 1-25				RPI 26-50				RPI 51-100				RPI 101+			
RPI	S	Opponent	Score	RPI	S	Opponent	Score	RPI	S	Opponent	Score	RPI	S	Opponent	Score
1	N	Notre Dame	66 76	29	A	Oklahoma	74 79	61	N	Michigan St.	73 83	105	N	Washington St.	82 45
2	H	UConn	49 100	31	N	Dayton	93 87	66	H	Houston	81 65	120	H	Butler	71 55
6	H	Ohio St.	84 65	44	A	UCF	77 68	70	N	St. John's (NY)	68 59	125	A	Cincinnati	69 46
25	H	LSU	61 55	44	H	UCF	62 45	95	A	George Washington	83 78	125	H	Cincinnati	84 65
												128	A	Tulane	63 53
												128	H	Tulane	75 46
												139	A	Wichita St.	56 64
												173	H	Southern U.	108 48
												177	A	Temple	89 73
												177	H	Temple	76 60
												198	A	Memphis	81 62
												199	H	SMU	64 54
												201	A	Tulsa	71 57
												207	H	East Carolina	88 47
												213	H	Arkansas St.	98 55
												308	A	FIU	82 52
												312	H	Houston Baptist	90 43
LAST 12 Division I GAMES:															
125	H	Cincinnati	84 65	128	A	Tulane	63 53								
66	H	Houston	81 65	201	A	Tulsa	71 57								
44	A	UCF	77 68	177	H	Temple	76 60								
199	H	SMU	64 54	139	A	Wichita St.	56 64								
6	H	Ohio St.	84 65	198	A	Memphis	81 62								
207	H	East Carolina	88 47	44	H	UCF	62 45								

Non-Div I Games:

South Fla.

Average RPI	Win: 287	WON-LOST RECORD	WINNING PCT. RANK	LAST 10 GAMES	STRENGTH OF SCHEDULE	OPP. STRENGTH OF SCHEDULE	TEAM RPI	ADJ. RPI	CONF. RPI	ADJ CONF. RPI
Average RPI	Loss: 145									
DIV. I ONLY	12- 16	214	5- 5	191	302	219	219	25	25	
DIV. I NON-CONF.	3- 7	254	0- 0	51	214	189	189	27	27	

TOTALS	RPI 1-25	RPI 26-50	W-L RECORDS	RPI 51-100	RPI 101-999	RPI 201+				
12- 16	0- 1	0- 1	OVERALL	0- 1	12- 13	10- 2				
7- 5	0- 0	0- 0	HOME	0- 1	7- 4	6- 1				
4- 11	0- 0	0- 0	AWAY	0- 0	4- 1	4- 0				
1- 0	0- 0	0- 0	NEUTRAL	0- 0	1- 0	0- 0				
3- 7	0- 1	0- 1	NON-CONFERENCE	0- 0	3- 5	2- 0				
2- 1	0- 0	0- 0	HOME	0- 0	2- 1	2- 0				
0- 6	0- 1	0- 1	AWAY	0- 0	0- 4	0- 0				
1- 0	0- 0	0- 0	NEUTRAL	0- 0	1- 0	0- 0				
9- 9	0- 0	0- 0	CONFERENCE	0- 1	9- 8	8- 2				
5- 4	0- 0	0- 0	HOME	0- 1	5- 3	4- 1				
4- 5	0- 0	0- 0	AWAY	0- 0	4- 5	4- 1				
0- 0	0- 0	0- 0	NEUTRAL	0- 0	0- 0	0- 0				

RPI 1-25				RPI 26-50				RPI 51-100				RPI 101+ Team's RPI: 219			
RPI	S	Opponent	Score	RPI	S	Opponent	Score	RPI	S	Opponent	Score	RPI	S	Opponent	Score
5	A	Louisville	40 80	36	A	Ball St.	56 69	68	H	Belmont	57 67	101	A	Western Ill.	59 87
												104	A	George Mason	38 57
												118	N	Saint Francis (PA)	82 50
												125	A	Cincinnati	52 65
												152	A	Kansas	50 51
												159	H	Southern Ill.	74 79
												165	A	SIUE	57 65
												165	H	SIUE	72 62
												178	A	UT Martin	65 72
												178	H	UT Martin	68 69
												183	A	Jacksonville St.	48 55
												187	A	Morehead St.	58 60
												187	H	Morehead St.	56 59
												243	A	Austin Peay	65 66
												243	H	Austin Peay	50 61
												259	H	Bradley	57 53
												296	A	Murray St.	85 74
												296	H	Murray St.	80 70
												313	A	Tennessee Tech	70 66
												315	A	Eastern Ky.	66 52
												315	H	Eastern Ky.	69 55
												330	H	Tennessee St.	71 66
												346	A	Eastern Ill.	77 54
												346	H	Eastern Ill.	51 48
												349	H	Evansville	74 65

LAST 12 Division I GAMES:															
178	H	UT Martin	68 69	243	H	Austin Peay	50 61								
315	A	Eastern Ky.	66 52	296	H	Murray St.	80 70								
165	H	SIUE	72 62	183	A	Jacksonville St.	48 55								
346	H	Eastern Ill.	51 48	313	A	Tennessee Tech	70 66								
178	A	UT Martin	65 72	346	A	Eastern Ill.	77 54								
187	A	Morehead St.	58 60	165	A	SIUE	57 65								

Non-Div I Games: Evangel 72 60 Missouri Valley 69 34

Southeast Mo. St.

Average RPI Win:	248	WON-LOST	WINNING	LAST 10	STRENGTH OF	OPP. STRENGTH	TEAM	ADJ.	CONF.	ADJ CONF.
Average RPI Loss:	191	RECORD	PCT. RANK	GAMES	SCHEDULE	OF SCHEDULE	RPI	RPI	RPI	RPI
DIV. I ONLY	8- 19	274	6- 4	266	278	287	287	27	27	
DIV. I NON-CONF.	1- 10	327	0- 0	167	222	294	294	26	26	

TOTALS	RPI 1-25	RPI 26-50	W-L RECORDS	RPI 51-100	RPI 101-999	RPI 201+				
8- 19	0- 1	0- 0	OVERALL	0- 3	8- 15	6- 10				
4- 6	0- 0	0- 0	HOME	0- 1	4- 5	3- 4				
4- 12	0- 1	0- 0	AWAY	0- 2	4- 9	3- 6				
0- 1	0- 0	0- 0	NEUTRAL	0- 0	0- 1	0- 0				
1- 10	0- 1	0- 0	NON-CONFERENCE	0- 2	1- 7	0- 4				
0- 3	0- 0	0- 0	HOME	0- 0	0- 3	0- 2				
1- 6	0- 1	0- 0	AWAY	0- 2	1- 3	0- 2				
0- 1	0- 0	0- 0	NEUTRAL	0- 0	0- 1	0- 0				
7- 9	0- 0	0- 0	CONFERENCE	0- 1	7- 8	6- 6				
4- 3	0- 0	0- 0	HOME	0- 1	4- 2	3- 2				
3- 6	0- 0	0- 0	AWAY	0- 0	3- 6	3- 4				
0- 0	0- 0	0- 0	NEUTRAL	0- 0	0- 0	0- 0				

RPI	S	Opponent	Score	RPI	S	Opponent	Score	RPI	S	Opponent	Score	RPI	S	Opponent	Score	Team's RPI: 287
25	A	LSU	56 84					74	A	TCU	62 112	114	A	Central Ark.	47 63	
								92	H	Lamar University	58 75	114	H	Central Ark.	78 70	
								98	A	Auburn	46 80	119	A	Bethune-Cookman	60 58	
												123	A	SFA	67 79	
												125	A	Cincinnati	43 82	
												162	H	Louisiana	56 68	
												163	N	Kent St.	60 81	
												215	A	Akron	54 66	
												224	A	A&M-Corpus Christi	52 56	
												225	A	Grambling	52 61	
												229	A	Nicholls St.	66 57	
												234	A	Abilene Christian	80 86	
												234	H	Abilene Christian	78 76	
												237	A	New Orleans	73 82	
												288	A	McNeese	47 69	
												288	H	McNeese	65 77	
												297	H	Alcorn	77 84	
												306	H	Incarnate Word	65 54	
												312	A	Houston Baptist	76 61	
												319	H	Alabama A&M	74 76	
												334	A	Northwestern St.	64 54	
												334	H	Northwestern St.	71 65	
												335	H	Sam Houston St.	52 57	
LAST 12 Division I GAMES:																
334	A	Northwestern St.	64 54	224	A	A&M-Corpus Christi	52 56									
234	H	Abilene Christian	78 76	229	A	Nicholls St.	66 57									
237	A	New Orleans	73 82	335	H	Sam Houston St.	52 57									
288	A	McNeese	47 69	334	H	Northwestern St.	71 65									
306	H	Incarnate Word	65 54	312	A	Houston Baptist	76 61									
114	H	Central Ark.	78 70	288	H	McNeese	65 77									

Non-Div I Games:

Southeastern La.

Loss,
Non-Conf, S Site,
H Home
A Away
N Neutral

Average RPI	Win:	171	WON-LOST	WINNING	LAST 10	STRENGTH OF	OPP. STRENGTH	TEAM	ADJ.	CONF.	ADJ CONF.
Average RPI	Loss:	19	RECORD	PCT. RANK	GAMES	SCHEDULE	OF SCHEDULE	RPI	RPI	RPI	RPI
DIV. I ONLY	19- 10	87	6- 4	39	69	45	45	5	5		
DIV. I NON-CONF.	10- 1	15	0- 0	187	240	45	45	3	3		

TOTALS	RPI 1-25	RPI 26-50	W-L RECORDS	RPI 51-100	RPI 101-999	RPI 201+					
19- 10	0- 7	1- 3	OVERALL	4- 0	14- 0	7- 0					
7- 5	0- 4	1- 1	HOME	2- 0	4- 0	3- 0					
9- 5	0- 3	0- 2	AWAY	1- 0	8- 0	4- 0					
3- 0	0- 0	0- 0	NEUTRAL	1- 0	2- 0	0- 0					
10- 1	0- 1	0- 0	NON-CONFERENCE	1- 0	9- 0	6- 0					
2- 1	0- 1	0- 0	HOME	0- 0	2- 0	2- 0					
5- 0	0- 0	0- 0	AWAY	0- 0	5- 0	4- 0					
3- 0	0- 0	0- 0	NEUTRAL	1- 0	2- 0	0- 0					
9- 9	0- 6	1- 3	CONFERENCE	3- 0	5- 0	1- 0					
5- 4	0- 3	1- 1	HOME	2- 0	2- 0	1- 0					
4- 5	0- 3	0- 2	AWAY	1- 0	3- 0	0- 0					
0- 0	0- 0	0- 0	NEUTRAL	0- 0	0- 0	0- 0					

RPI	S	Opponent	Score	RPI	S	Opponent	Score	Team's RPI: 45	RPI	S	Opponent	Score	RPI	S	Opponent	Score
8	A	Oregon	74 80	35	A	Oregon St.	63 69		55	N	Purdue	58 46	105	A	Washington St.	73 72
8	H	Oregon	66 70	35	H	Oregon St.	65 61		57	H	Ari zona St.	77 62	107	N	Mi ddle Tenn.	72 57
10	A	UCLA	46 59	40	A	Cal i forni a	64 76		100	A	Utah	58 47	132	A	Loyol a Marymount	80 70
10	H	UCLA	70 84	40	H	Cal i forni a	59 62		100	H	Utah	53 52	150	A	Col orado	86 51
13	A	Stanford	65 72										150	H	Col orado	65 53
13	H	Stanford	55 59										174	N	Marist	78 57
16	H	Texas A&M	74 75										197	A	Washi ngton	72 61

LAST 12 Di vi si on I GAMES:																
150	H	Col orado	65 53	10	H	UCLA	70 84		10	A	UCLA	46 59				
100	H	Utah	53 52	197	A	Washi ngton	72 61		105	A	Washi ngton St.	73 72				
35	A	Oregon St.	63 69	40	H	Cal i forni a	59 62		13	H	Stanford	55 59				
8	A	Oregon	74 80													
276	H	Ari zona	78 52													
57	H	Ari zona St.	77 62													

Non-Di v I Games:

Southern Cal i forni a

Average RPI Win:	241	WON-LOST	WINNING	LAST 10	STRENGTH OF	OPP. STRENGTH	TEAM	ADJ.	CONF.	ADJ CONF.
Average RPI Loss:	137	RECORD	PCT. RANK	GAMES	SCHEDULE	OF SCHEDULE	RPI	RPI	RPI	RPI
DIV. I ONLY	13- 13	176	5- 5	153	260	159	159	24	24	
DIV. I NON-CONF.	4- 6	214	0- 0	48	221	127	127	21	21	

TOTALS	RPI 1-25	RPI 26-50	W-L RECORDS	RPI 51-100	RPI 101-999	RPI 201+				
13- 13	0- 0	0- 2	OVERALL	1- 5	12- 6	9- 3				
6- 4	0- 0	0- 1	HOME	1- 1	5- 2	3- 1				
7- 7	0- 0	0- 0	AWAY	0- 0	7- 1	6- 1				
0- 2	0- 0	0- 1	NEUTRAL	0- 1	0- 0	0- 0				
4- 6	0- 0	0- 2	NON-CONFERENCE	0- 2	4- 2	2- 0				
1- 2	0- 0	0- 1	HOME	0- 0	1- 1	0- 0				
3- 2	0- 0	0- 0	AWAY	0- 1	3- 1	2- 0				
0- 2	0- 0	0- 1	NEUTRAL	0- 1	0- 0	0- 0				
9- 7	0- 0	0- 0	CONFERENCE	1- 3	8- 4	7- 3				
5- 2	0- 0	0- 0	HOME	1- 1	4- 1	3- 1				
4- 5	0- 0	0- 0	AWAY	0- 2	4- 3	4- 2				
0- 0	0- 0	0- 0	NEUTRAL	0- 0	0- 0	0- 0				

RPI 1-25				RPI 26-50				RPI 51-100				RPI 101+				Team's RPI: 159	
RPI	S	Opponent	Score	RPI	S	Opponent	Score	RPI	S	Opponent	Score	RPI	S	Opponent	Score		
				42	H	Western Ky.	49 75	77	A	Drake	73 84	138	A	UNI	63 71		
				48	N	Miami (FL)	65 75	77	H	Drake	64 75	138	H	UNI	60 53		
								79	N	Albany (NY)	57 68	165	H	SIUE	53 57		
								83	A	UAB	66 76	178	H	UT Martin	84 72		
								90	A	Missouri St.	61 79	187	A	Morehead St.	81 85		
								90	H	Missouri St.	71 69	198	A	Memphis	68 56		
												219	A	Southeast Mo. St.	79 74		
												248	A	Illinois St.	46 49		
												248	H	Illinois St.	36 39		
												256	A	Indiana St.	64 45		
												259	A	Bradley	63 62		
												259	H	Bradley	62 53		
												293	A	Valparaiso	88 86		
												293	H	Valparaiso	74 63		
												301	A	Marshall	64 59		
												304	A	Loyola Chicago	53 62		
												304	H	Loyola Chicago	62 46		
												349	A	Evansville	74 62		
LAST 12 Division I GAMES:																	
				90	A	Missouri St.	61 79	77	A	Drake	73 84						
				304	A	Loyola Chicago	53 62	90	H	Missouri St.	71 69						
				293	A	Valparaiso	88 86	293	H	Valparaiso	74 63						
				259	H	Bradley	62 53	304	H	Loyola Chicago	62 46						
				248	H	Illinois St.	36 39	248	A	Illinois St.	46 49						
				138	A	UNI	63 71	259	A	Bradley	63 62						

Non-Div I Games: Martin Methodist 60 50

Southern Ill.

Average RPI Win:	237	WON-LOST	WINNING	LAST 10	STRENGTH OF	OPP. STRENGTH	TEAM	ADJ.	CONF.	ADJ CONF.
Average RPI Loss:	146	RECORD	PCT. RANK	GAMES	SCHEDULE	OF SCHEDULE	RPI	RPI	RPI	RPI
DIV. I ONLY	12- 13	190	4- 6	237	172	208	208	18	18	
DIV. I NON-CONF.	6- 5	153	0- 0	325	137	237	237	20	20	

TOTALS	RPI 1-25	RPI 26-50	W-L RECORDS	RPI 51-100	RPI 101-999	RPI 201+				
12- 13	0- 1	0- 1	OVERALL	1- 1	11- 10	7- 3				
9- 3	0- 0	0- 0	HOME	0- 0	9- 3	6- 1				
3- 10	0- 1	0- 1	AWAY	1- 1	2- 7	1- 2				
0- 0	0- 0	0- 0	NEUTRAL	0- 0	0- 0	0- 0				
6- 5	0- 1	0- 0	NON-CONFERENCE	0- 1	6- 3	5- 0				
5- 1	0- 0	0- 0	HOME	0- 0	5- 1	4- 0				
1- 4	0- 1	0- 0	AWAY	0- 1	1- 2	1- 0				
0- 0	0- 0	0- 0	NEUTRAL	0- 0	0- 0	0- 0				
6- 8	0- 0	0- 1	CONFERENCE	1- 0	5- 7	2- 3				
4- 2	0- 0	0- 0	HOME	0- 0	4- 2	2- 1				
2- 6	0- 0	0- 1	AWAY	1- 0	1- 5	0- 2				
0- 0	0- 0	0- 0	NEUTRAL	0- 0	0- 0	0- 0				

RPI 1-25				RPI 26-50				RPI 51-100				RPI 101+				Team's RPI: 208
RPI	S	Opponent	Score	RPI	S	Opponent	Score	RPI	S	Opponent	Score	RPI	S	Opponent	Score	
3	A	Mississippi St.	56 91	42	A	Western Ky.	60 81	64	A	Georgia Tech	44 63	102	A	Rice	56 62	
								83	A	UAB	80 63	107	A	Middle Tenn.	61 53	
												128	H	Tulane	66 58	
												140	A	Louisiana Tech	57 89	
												140	H	Louisiana Tech	65 50	
												155	A	Charlotte	56 66	
												155	H	Charlotte	79 85	
												164	A	Ole Miss	59 68	
												167	H	South Ala.	57 78	
												171	A	Samford	56 61	
												195	H	UTEP	60 53	
												222	A	North Texas	62 71	
												230	A	Fla. Atlantic	74 89	
												267	H	UTSA	83 60	
												280	H	Old Dominion	55 74	
												297	H	Alcorn	72 67	
												301	H	Marshall	70 61	
												311	H	Alabama St.	72 35	
												334	A	Northwestern St.	71 59	
												335	H	Sam Houston St.	58 38	
												340	H	Mississippi Val.	84 69	

LAST 12 Division I GAMES:																
195	H	UTEP	60 53	102	A	Rice	56 62									
230	A	Fla. Atlantic	74 89	267	H	UTSA	83 60									
140	A	Louisiana Tech	57 89	155	H	Charlotte	79 85									
222	A	North Texas	62 71	107	A	Middle Tenn.	61 53									
280	H	Old Dominion	55 74	83	A	UAB	80 63									
301	H	Marshall	70 61	140	H	Louisiana Tech	65 50									

Non-Div I Games: William Carey 82 44 Blue Mountain (MS) 96 46

Southern Miss.

Average RPI Win:	305	WON-LOST	WINNING	LAST 10	STRENGTH OF	OPP. STRENGTH	TEAM	ADJ.	CONF.	ADJ CONF.
Average RPI Loss:	141	RECORD	PCT. RANK	GAMES	SCHEDULE	OF SCHEDULE	RPI	RPI	RPI	RPI
DIV. I ONLY	13- 11	148	8- 2	293	324	173	173	32	32	
DIV. I NON-CONF.	0- 8	337	0- 0	34	16	269	269	32	32	

TOTALS	RPI 1-25	RPI 26-50	W-L RECORDS	RPI 51-100	RPI 101-999	RPI 201+				
13- 11	0- 1	0- 0	OVERALL	0- 4	13- 6	13- 3				
7- 0	0- 0	0- 0	HOME	0- 0	7- 0	7- 0				
6- 10	0- 1	0- 0	AWAY	0- 3	6- 6	6- 3				
0- 1	0- 0	0- 0	NEUTRAL	0- 1	0- 0	0- 0				
0- 8	0- 1	0- 0	NON-CONFERENCE	0- 4	0- 3	0- 0				
0- 0	0- 0	0- 0	HOME	0- 0	0- 0	0- 0				
0- 7	0- 1	0- 0	AWAY	0- 3	0- 3	0- 0				
0- 1	0- 0	0- 0	NEUTRAL	0- 1	0- 0	0- 0				
13- 3	0- 0	0- 0	CONFERENCE	0- 0	13- 3	13- 3				
7- 0	0- 0	0- 0	HOME	0- 0	7- 0	7- 0				
6- 3	0- 0	0- 0	AWAY	0- 0	6- 3	6- 3				
0- 0	0- 0	0- 0	NEUTRAL	0- 0	0- 0	0- 0				

RPI 1-25				RPI 26-50				RPI 51-100				RPI 101+				Team's RPI: 173
RPI	S	Opponent	Score	RPI	S	Opponent	Score	RPI	S	Opponent	Score	RPI	S	Opponent	Score	
18	A	South Fla.	48 108					52	A	Oklahoma St.	66 94	119	A	Bethune-Cookman	56 68	
								53	A	Indiana	49 64	167	A	South Ala.	65 69	
								63	N	Tol edo	76 81	190	A	Wi sconsi n	74 77	
								98	A	Auburn	47 65	225	A	Grambl ing	71 79	
												225	H	Grambl ing	63 44	
												241	A	Texas Southern	67 57	
												252	A	Prairie View	62 69	
												297	A	Al corn	75 55	
												297	H	Al corn	64 56	
												303	A	Jackson St.	68 58	
												303	H	Jackson St.	86 76	
												311	A	Al abama St.	56 58	
												311	H	Al abama St.	66 58	
												319	A	Al abama A&M	58 46	
												319	H	Al abama A&M	77 62	
												337	A	Ark. -Pi ne Bl uff	71 52	
												337	H	Ark. -Pi ne Bl uff	59 46	
												340	A	Mi ssi ssi ppi Val .	70 54	
												340	H	Mi ssi ssi ppi Val .	66 58	

LAST 12 Division I GAMES:																
297	A	Al corn	75 55	225	A	Grambl ing	71 79									
319	A	Al abama A&M	58 46	297	H	Al corn	64 56									
311	A	Al abama St.	56 58	319	H	Al abama A&M	77 62									
340	H	Mi ssi ssi ppi Val .	66 58	311	H	Al abama St.	66 58									
337	H	Ark. -Pi ne Bl uff	59 46	340	A	Mi ssi ssi ppi Val .	70 54									
303	A	Jackson St.	68 58	337	A	Ark. -Pi ne Bl uff	71 52									

Non-Div I Games: Mobile 86 54

Southern U.

Average RPI Win: 247	WON-LOST RECORD	WINNING PCT. RANK	LAST 10 GAMES	STRENGTH OF SCHEDULE	OPP. STRENGTH OF SCHEDULE	TEAM RPI	ADJ. RPI	CONF. RPI	ADJ CONF. RPI
Average RPI Loss: 183									
DIV. I ONLY	3- 24	334	0- 10	186	267	329	329	19	19
DIV. I NON-CONF.	1- 10	327	0- 0	156	324	323	323	13	13

TOTALS	RPI 1-25	RPI 26-50	W-L RECORDS	RPI 51-100	RPI 101-999	RPI 201+			
3- 24	0- 1	0- 1	OVERALL	0- 1	3- 21	2- 10			
2- 10	0- 0	0- 1	HOME	0- 1	2- 8	1- 4			
1- 14	0- 1	0- 0	AWAY	0- 0	1- 13	1- 6			
0- 0	0- 0	0- 0	NEUTRAL	0- 0	0- 0	0- 0			
1- 10	0- 1	0- 0	NON-CONFERENCE	0- 1	1- 8	1- 4			
1- 4	0- 0	0- 0	HOME	0- 1	1- 3	1- 1			
0- 6	0- 1	0- 0	AWAY	0- 0	0- 5	0- 3			
0- 0	0- 0	0- 0	NEUTRAL	0- 0	0- 0	0- 0			
2- 14	0- 0	0- 1	CONFERENCE	0- 0	2- 13	1- 6			
1- 6	0- 0	0- 1	HOME	0- 0	1- 5	0- 3			
1- 8	0- 0	0- 0	AWAY	0- 0	1- 8	1- 3			
0- 0	0- 0	0- 0	NEUTRAL	0- 0	0- 0	0- 0			

RPI 1-25				RPI 26-50				RPI 51-100				RPI 101+ Team's RPI: 329			
RPI	S	Opponent	Score	RPI	S	Opponent	Score	RPI	S	Opponent	Score	RPI	S	Opponent	Score
8	A	Oregon	38 98	37	H	Northern Colo.	54 60	58	H	UC Davis	59 85	134	A	Idaho St.	39 66
												134	H	Idaho St.	76 70
												135	A	Portland St.	66 70
												143	A	BYU	67 75
												145	A	Eastern Wash.	41 58
												148	A	Idaho	51 74
												151	H	Binghamton	66 72
												153	A	Weber St.	50 65
												153	H	Weber St.	64 77
												161	H	North Dakota	53 68
												182	H	UC Irvine	64 71
												188	A	San Diego	59 72
												205	H	CSU Bakersfield	45 46
												232	A	Montana St.	71 91
												232	H	Montana St.	57 63
												240	A	Montana	71 81
												240	H	Montana	65 74
												258	A	Grand Canyon	54 59
												276	A	Arizona	74 76
												289	A	Sacramento St.	77 79
												302	A	Northern Ariz.	60 57
												302	H	Northern Ariz.	55 72
												305	H	Utah St.	70 67
												322	A	Utah Valley	61 69
LAST 12 Division I GAMES:															
289	A	Sacramento St.	77 79	153	A	Weber St.	50 65								
135	A	Portland St.	66 70	232	H	Montana St.	57 63								
37	H	Northern Colo.	54 60	240	H	Montana	65 74								
161	H	North Dakota	53 68	145	A	Eastern Wash.	41 58								
302	H	Northern Ariz.	55 72	148	A	Idaho	51 74								
134	A	Idaho St.	39 66	302	A	Northern Ariz.	60 57								

Non-Div I Games:

Southern Utah

Average RPI Win:	235	WON-LOST	WINNING	LAST 10	STRENGTH OF	OPP. STRENGTH	TEAM	ADJ.	CONF.	ADJ CONF.
Average RPI Loss:	133	RECORD	PCT. RANK	GAMES	SCHEDULE	OF SCHEDULE	RPI	RPI	RPI	RPI
DIV. I ONLY	8- 21	286	1- 9	124	174	251	251	12	12	
DIV. I NON-CONF.	5- 8	220	0- 0	106	204	195	195	10	10	

TOTALS	RPI 1-25	RPI 26-50	W-L RECORDS	RPI 51-100	RPI 101-999	RPI 201+				
8- 21	0- 1	0- 1	OVERALL	2- 7	6- 12	6- 4				
5- 9	0- 1	0- 0	HOME	1- 3	4- 5	4- 0				
2- 12	0- 0	0- 1	AWAY	1- 4	1- 7	1- 4				
1- 0	0- 0	0- 0	NEUTRAL	0- 0	1- 0	1- 0				
5- 8	0- 1	0- 0	NON-CONFERENCE	2- 3	3- 4	3- 2				
3- 3	0- 1	0- 0	HOME	1- 1	2- 1	2- 0				
1- 5	0- 0	0- 0	AWAY	1- 2	0- 3	0- 2				
1- 0	0- 0	0- 0	NEUTRAL	0- 0	1- 0	1- 0				
3- 13	0- 0	0- 1	CONFERENCE	0- 4	3- 8	3- 2				
2- 6	0- 0	0- 0	HOME	0- 2	2- 4	2- 0				
1- 7	0- 0	0- 1	AWAY	0- 2	1- 4	1- 2				
0- 0	0- 0	0- 0	NEUTRAL	0- 0	0- 0	0- 0				

RPI 1-25				RPI 26-50				RPI 51-100				RPI 101+				Team's RPI: 251
RPI	S	Opponent	Score	RPI	S	Opponent	Score	RPI	S	Opponent	Score	RPI	S	Opponent	Score	
14	H	Buffalo	59 76	31	A	Dayton	59 80	63	H	Toledo	39 58	104	A	George Mason	63 78	
								72	A	Fordham	48 72	104	H	George Mason	63 76	
								73	A	Duquesne	59 73	112	H	Del aware	52 53	
								73	H	Duquesne	73 76	126	A	Saint Louis	55 78	
								79	A	Albany (NY)	52 69	141	H	Saint Joseph's	64 70	
								87	H	Penn St.	65 62	176	H	Davidson	68 75	
								88	A	Navy	48 86	196	A	Siena	62 70	
								93	A	Bucknell	59 48	200	H	Richmond	57 79	
								95	H	George Washington	56 63	210	H	Eastern Mich.	70 51	
												228	H	Niagara	76 58	
												239	A	Hofstra	68 71	
												242	A	La Salle	63 66	
												275	H	Massachusetts	69 59	
												279	A	Canisius	69 71	
												284	A	VCU	75 77	
												321	N	UMBC	63 54	
												333	A	Rhode Island	77 72	
												333	H	Rhode Island	81 70	

LAST 12 Division I GAMES:																
				73	H	Duquesne	73 76	104	H	George Mason	63 76					
				333	A	Rhode Island	77 72	73	A	Duquesne	59 73					
				104	A	George Mason	63 78	72	A	Fordham	48 72					
				200	H	Richmond	57 79	176	H	Davidson	68 75					
				284	A	VCU	75 77	333	H	Rhode Island	81 70					
				95	H	George Washington	56 63	242	A	La Salle	63 66					

Non-Div I Games:

St. Bonaventure

S
t
.
F
r
a
n
c
i
s
B
r
o
o
k
l
y
n

St. Francis Brooklyn				Through Games Of Feb. 25, 2018						
Average RPI Win:	268	WON-LOST	WINNING	LAST 10	STRENGTH OF	OPP. STRENGTH	TEAM	ADJ.	CONF.	ADJ CONF.
Average RPI Loss:	209	RECORD	PCT. RANK	GAMES	SCHEDULE	OF SCHEDULE	RPI	RPI	RPI	RPI
DIV. I ONLY	11- 15	220	5- 5	303	330	270	270	29	29	
DIV. I NON-CONF.	4- 7	226	0- 0	300	319	276	276	29	29	

TOTALS	RPI 1-25	RPI 26-50	W-L RECORDS	RPI 51-100	RPI 101-999	RPI 201+				
11- 15	0- 0	0- 0	OVERALL	0- 1	11- 14	9- 9				
8- 3	0- 0	0- 0	HOME	0- 0	8- 3	6- 1				
3- 11	0- 0	0- 0	AWAY	0- 1	3- 10	3- 7				
0- 1	0- 0	0- 0	NEUTRAL	0- 0	0- 1	0- 1				
4- 7	0- 0	0- 0	NON-CONFERENCE	0- 1	4- 6	3- 4				
3- 1	0- 0	0- 0	HOME	0- 0	3- 1	2- 0				
1- 5	0- 0	0- 0	AWAY	0- 1	1- 4	1- 3				
0- 1	0- 0	0- 0	NEUTRAL	0- 0	0- 1	0- 1				
7- 8	0- 0	0- 0	CONFERENCE	0- 0	7- 8	6- 5				
5- 2	0- 0	0- 0	HOME	0- 0	5- 2	4- 1				
2- 6	0- 0	0- 0	AWAY	0- 0	2- 6	2- 4				
0- 0	0- 0	0- 0	NEUTRAL	0- 0	0- 0	0- 0				

RPI 1-25				RPI 26-50				RPI 51-100				RPI 101+ Team's RPI: 270					
RPI	S	Opponent	Score	RPI	S	Opponent	Score	RPI	S	Opponent	Score	RPI	S	Opponent	Score		
								70	A	St. John's (NY)	49	73	118	A	Saint Francis (PA)	75	90
												118	H	Saint Francis (PA)	71	94	
												124	A	Seton Hall	50	84	
												129	A	Robert Morris	36	59	
												129	H	Robert Morris	49	47	
												160	H	Army West Point	73	52	
												187	H	Morehead St.	59	73	
												206	N	Norfolk St.	51	52	
												230	A	Fla. Atlantic	60	80	
												236	H	Loyola Maryland	64	47	
												257	A	Manhattan	54	57	
												260	A	Sacred Heart	60	66	
												260	H	Sacred Heart	63	48	
												264	A	Howard	69	72	
												272	A	LIU Brooklyn	59	61	
												272	H	LIU Brooklyn	64	54	
												278	H	Fairleigh Dickinson	62	70	
												285	A	Bryant	63	73	
												292	A	Mt. St. Mary's	75	56	
												292	H	Mt. St. Mary's	82	73	
												295	A	Central Conn. St.	78	70	
												331	A	Wagner	47	50	
												331	H	Wagner	80	76	
												338	H	Iona	72	63	
												348	A	Saint Peter's	64	49	
LAST 12 Division I GAMES:																	
				260	A	Sacred Heart	60	66	260	H	Sacred Heart	63	48				
				272	H	LIU Brooklyn	64	54	278	H	Fairleigh Dickinson	62	70				
				129	H	Robert Morris	49	47	285	A	Bryant	63	73				
				118	H	Saint Francis (PA)	71	94	295	A	Central Conn. St.	78	70				
				292	A	Mt. St. Mary's	75	56	331	H	Wagner	80	76				
				331	A	Wagner	47	50	292	H	Mt. St. Mary's	82	73				

S
t
.
F
r
a
n
c
i
s
B
r
o
o
k
l
y
n

Non-Div I Games:

St. Francis Brooklyn

Average RPI Win:	122	WON-LOST	WINNING	LAST 10	STRENGTH OF	OPP. STRENGTH	TEAM	ADJ.	CONF.	ADJ CONF.
Average RPI Loss:	26	RECORD	PCT. RANK	GAMES	SCHEDULE	OF SCHEDULE	RPI	RPI	RPI	RPI
DIV. I ONLY	20- 9	68	8- 2	6	15	13	13	5	5	
DIV. I NON-CONF.	6- 6	170	0- 0	4	15	37	37	3	3	

TOTALS	RPI 1-25	RPI 26-50	W-L RECORDS	RPI 51-100	RPI 101-999	RPI 201+				
20- 9	2- 6	4- 1	OVERALL	4- 1	10- 1	4- 0				
12- 2	1- 1	2- 0	HOME	3- 0	6- 1	3- 0				
6- 5	1- 3	2- 1	AWAY	0- 1	3- 0	1- 0				
2- 2	0- 2	0- 0	NEUTRAL	1- 0	1- 0	0- 0				
6- 6	0- 5	0- 0	NON-CONFERENCE	2- 0	4- 1	2- 0				
3- 2	0- 1	0- 0	HOME	1- 0	2- 1	2- 0				
1- 2	0- 2	0- 0	AWAY	0- 0	1- 0	0- 0				
2- 2	0- 2	0- 0	NEUTRAL	1- 0	1- 0	0- 0				
14- 3	2- 1	4- 1	CONFERENCE	2- 1	6- 0	2- 0				
9- 0	1- 0	2- 0	HOME	2- 0	4- 0	1- 0				
5- 3	1- 1	2- 1	AWAY	0- 1	2- 0	1- 0				
0- 0	0- 0	0- 0	NEUTRAL	0- 0	0- 0	0- 0				

RPI	S	Opponent	Score	RPI	S	Opponent	Score	RPI	S	Opponent	Score	RPI	S	Opponent	Score
2	N	UConn	53 78	35	A	Oregon St.	60 57	57	A	Arizona St.	66 73	101	H	Western Ill.	64 71
4	A	Baylor	57 81	40	A	Cal i forn i a	66 78	57	H	Ari zona St.	74 50	105	H	Washington St.	70 57
6	A	Ohio St.	64 85	40	H	Cal i forn i a	74 69	68	N	Bel mont	74 53	131	A	San Franci sco	86 66
6	N	Ohio St.	82 94	45	A	Southern Cal i forn i a	59 55	80	H	UNLV	74 33	150	H	Colorado	62 53
8	A	Oregon	78 65	45	H	Southern Cal i forn i a	72 65	100	H	Utah	70 49	163	N	Kent St.	79 54
9	H	Tennessee	71 83									197	A	Washi ngton	86 79
10	A	UCLA	53 64									197	H	Washi ngton	71 45
10	H	UCLA	76 65									205	H	CSU Bakersfi el d	57 34
												246	H	UC Ri versi de	53 43
												276	A	Ari zona	61 46
												276	H	Ari zona	79 42

LAST 12 Di vi si on I GAMES:															
197	A	Washington	86 79	35	A	Oregon St.	60 57	276	H	Ari zona	79 42	57	H	Ari zona St.	74 50
40	A	Cal i forn i a	66 78	276	H	Ari zona	79 42	10	A	UCLA	53 64	45	A	Southern Cal i forn i a	59 55
40	H	Cal i forn i a	74 69	57	H	Ari zona St.	74 50	197	H	Washi ngton	71 45				
150	H	Colorado	62 53												
100	H	Utah	70 49												
8	A	Oregon	78 65												

Non-Di v I Games:

Stanford

Average RPI Win: 243

Average RPI Loss: 133

WON-LOST
RECORDWINNING
PCT. RANKLAST 10
GAMESSTRENGTH OF
SCHEDULEOPP. STRENGTH
OF SCHEDULETEAM
RPIADJ.
RPICONF.
RPIADJ CONF.
RPIDIV. I ONLY
DIV. I NON-CONF.15- 13
7- 7156
1705- 5
0- 0204
120208
123185
151185
15123
2223
22

TOTALS

RPI 1-25

RPI 26-50

W-L RECORDS

RPI 51-100

RPI 101-999

RPI 201+

15- 13

0- 2

0- 3

OVERALL

1- 3

14- 5

10- 4

9- 3

0- 0

0- 1

HOME

1- 1

8- 1

6- 0

4- 6

0- 2

0- 1

AWAY

0- 1

4- 2

3- 2

2- 4

0- 0

0- 1

NEUTRAL

0- 1

2- 2

1- 2

7- 7

0- 2

0- 1

NON-CONFERENCE

1- 1

6- 3

2- 2

4- 1

0- 0

0- 0

HOME

1- 0

3- 1

1- 0

1- 2

0- 2

0- 0

AWAY

0- 0

1- 0

0- 0

2- 4

0- 0

0- 1

NEUTRAL

0- 1

2- 2

1- 2

8- 6

0- 0

0- 2

CONFERENCE

0- 2

8- 2

8- 2

5- 2

0- 0

0- 1

HOME

0- 1

5- 0

5- 0

3- 4

0- 0

0- 1

AWAY

0- 1

3- 2

3- 2

0- 0

0- 0

0- 0

NEUTRAL

0- 0

0- 0

0- 0

RPI 1-25

RPI 26-50

RPI 51-100

RPI 101+

Team's RPI: 185

RPI	S	Opponent	Score
7	A	Florida St.	39 84
11	A	Texas	59 95

RPI	S	Opponent	Score
42	N	Western Ky.	58 66
50	A	FGCU	40 80
50	H	FGCU	60 74

RPI	S	Opponent	Score
96	N	Wright St.	59 64
97	A	Jacksonville	63 73
97	H	Jacksonville	54 61
99	H	Chattanooga	78 67

RPI	S	Opponent	Score
142	H	Texas St.	61 54
156	N	Florida	85 71
165	A	SIUE	65 61
193	H	High Point	64 69
200	H	Richmond	72 67
210	N	Providence	45 56
247	A	North Florida	68 51
247	H	North Florida	68 55
254	H	Northern Ky.	67 56
261	A	Lipscomb	59 55
261	H	Lipscomb	91 71
283	N	UMKC	50 67
294	A	USC Upstate	64 69
294	H	USC Upstate	62 61
299	A	Kennesaw St.	49 66
299	H	Kennesaw St.	96 53
332	N	Delaware St.	58 43
342	A	NJIT	72 53
342	H	NJIT	73 55

LAST 12 Division I GAMES:

50	H	FGCU	60 74	247	A	North Florida	68 51
261	H	Lipscomb	91 71	97	A	Jacksonville	63 73
299	H	Kennesaw St.	96 53	247	H	North Florida	68 55
294	A	USC Upstate	64 69	299	A	Kennesaw St.	49 66
342	A	NJIT	72 53	261	A	Lipscomb	59 55
97	H	Jacksonville	54 61	342	H	NJIT	73 55

Non-Div I Games:

Thomas (GA)

92 41

Webber Int'l

67 30

Stetson

Loss,
 Non-Conf,
 S Site,
 H Home
A Away
 N Neutral

Average RPI Win:	267	WON-LOST	WINNING	LAST 10	STRENGTH OF	OPP. STRENGTH	TEAM	ADJ.	CONF.	ADJ CONF.
Average RPI Loss:	125	RECORD	PCT. RANK	GAMES	SCHEDULE	OF SCHEDULE	RPI	RPI	RPI	RPI
DIV. I ONLY	17- 11	107	8- 2	298	239	180	180	20	20	
DIV. I NON-CONF.	7- 5	132	0- 0	331	247	223	223	24	24	

TOTALS	RPI 1-25	RPI 26-50	W-L RECORDS	RPI 51-100	RPI 101-999	RPI 201+				
17- 11	0- 0	0- 1	OVERALL	1- 4	16- 6	13- 1				
8- 5	0- 0	0- 0	HOME	1- 1	7- 4	7- 0				
9- 6	0- 0	0- 1	AWAY	0- 3	9- 2	6- 1				
0- 0	0- 0	0- 0	NEUTRAL	0- 0	0- 0	0- 0				
7- 5	0- 0	0- 1	NON-CONFERENCE	0- 1	7- 3	7- 1				
4- 1	0- 0	0- 0	HOME	0- 0	4- 1	4- 0				
3- 4	0- 0	0- 1	AWAY	0- 1	3- 2	3- 1				
0- 0	0- 0	0- 0	NEUTRAL	0- 0	0- 0	0- 0				
10- 6	0- 0	0- 0	CONFERENCE	1- 3	9- 3	6- 0				
4- 4	0- 0	0- 0	HOME	1- 1	3- 3	3- 0				
6- 2	0- 0	0- 0	AWAY	0- 2	6- 0	3- 0				
0- 0	0- 0	0- 0	NEUTRAL	0- 0	0- 0	0- 0				

RPI 1-25				RPI 26-50				RPI 51-100				RPI 101+				Team's RPI: 180	
RPI	S	Opponent	Score	RPI	S	Opponent	Score	RPI	S	Opponent	Score	RPI	S	Opponent	Score		
30	A	Syracuse	70 81	56	A	Harvard	53 60	127	H	Yale	71 77						
				78	A	Maine	56 64	144	A	Hartford	66 58						
				78	H	Maine	76 68	144	H	Hartford	68 75						
				79	A	Albany (NY)	58 64	151	A	Binghamton	67 59						
				79	H	Albany (NY)	68 72	151	H	Binghamton	64 69						
								170	A	Northwestern	36 68						
								186	A	New Hampshire	62 56						
								186	H	New Hampshire	50 51						
								239	A	Hofstra	73 49						
								257	H	Manhattan	74 59						
								271	A	Cornell	40 48						
								278	A	Fairleigh Dickinson	56 51						
								290	A	Vermont	55 49						
								290	H	Vermont	80 57						
								295	H	Central Conn. St.	60 55						
								321	A	UMBC	69 44						
								321	H	UMBC	53 49						
								326	A	Ga. Southern	68 49						
								331	H	Wagner	69 50						
								338	H	Iona	63 46						
								347	A	UMass Lowell	63 60						
								347	H	UMass Lowell	59 50						
LAST 12 Division I GAMES:																	
290	A	Vermont	55 49	144	A	Hartford	66 58										
186	A	New Hampshire	62 56	321	A	UMBC	69 44										
321	H	UMBC	53 49	79	A	Albany (NY)	58 64										
78	H	Maine	76 68	347	H	UMass Lowell	59 50										
347	A	UMass Lowell	63 60	186	H	New Hampshire	50 51										
151	H	Binghamton	64 69	151	A	Binghamton	67 59										

Non-Div I Games: Farmingdale St. 76 25

Stony Brook

Average RPI	Win:	149	WON-LOST	WINNING	LAST 10	STRENGTH OF	OPP. STRENGTH	TEAM	ADJ.	CONF.	ADJ CONF.
Average RPI	Loss:	27	RECORD	PCT. RANK	GAMES	SCHEDULE	OF SCHEDULE	RPI	RPI	RPI	RPI
DIV. I ONLY		22- 7		45	8- 2	71	13	30	30	1	1
DIV. I NON-CONF.		12- 1		6	0- 0	134	86	27	27	1	1

TOTALS	RPI 1-25		RPI 26-50		W-L RECORDS		RPI 51-100		RPI 101-999		RPI 201+
22- 7	2- 4		1- 2		OVERALL		3- 1		16- 0		4- 0
13- 2	2- 1		1- 0		HOME		1- 1		9- 0		3- 0
6- 4	0- 2		0- 2		AWAY		2- 0		4- 0		0- 0
3- 1	0- 1		0- 0		NEUTRAL		0- 0		3- 0		1- 0
12- 1	0- 1		1- 0		NON-CONFERENCE		2- 0		9- 0		4- 0
7- 0	0- 0		1- 0		HOME		0- 0		6- 0		3- 0
2- 0	0- 0		0- 0		AWAY		2- 0		0- 0		0- 0
3- 1	0- 1		0- 0		NEUTRAL		0- 0		3- 0		1- 0
10- 6	2- 3		0- 2		CONFERENCE		1- 1		7- 0		0- 0
6- 2	2- 1		0- 0		HOME		1- 1		3- 0		0- 0
4- 4	0- 2		0- 2		AWAY		0- 0		4- 0		0- 0
0- 0	0- 0		0- 0		NEUTRAL		0- 0		0- 0		0- 0

RPI	S	Opponent	Score	RPI	S	Opponent	Score	Team's RPI: 30	RPI	S	Opponent	Score	RPI	S	Opponent	Score
1	A	Notre Dame	72 87	34	A	Virginia	63 68		64	H	Georgia Tech	88 77	108	A	Wake Forest	71 61
3	N	Mississippi St.	65 76	47	H	Drexel	72 62		76	H	Virginia Tech	64 73	110	A	North Carolina	86 80
5	H	Louisville	77 84	48	A	Miami (FL)	67 72		80	A	UNLV	69 55	136	N	Vanderbilt	84 78
7	H	Florida St.	76 69						95	A	George Washington	74 62	144	H	Hartford	75 63
12	H	Duke	68 65										157	H	Clemson	86 51
21	A	NC State	56 60										166	A	Pittsburgh	62 53

LAST 12 Division I GAMES:																
194	H	Boston College	69 63	76	H	Virginia Tech	64 73		194	A	Boston College	75 57	157	H	Clemson	86 51
110	A	North Carolina	86 80	194	A	Boston College	75 57		166	H	Pittsburgh	70 52	180	H	Stony Brook	81 74
166	A	Pittsburgh	62 53	157	H	Clemson	86 51		48	A	Miami (FL)	67 72	190	N	Wisconsin	77 74
12	H	Duke	68 65	166	H	Pittsburgh	70 52		21	A	NC State	56 60	194	A	Boston College	75 57
108	A	Wake Forest	71 61	48	A	Miami (FL)	67 72						194	H	Boston College	69 63
5	H	Louisville	77 84	21	A	NC State	56 60						235	N	Coastal Caro.	69 57
													263	H	Morgan St.	95 68
													277	H	UMES	68 45
													281	H	Colgate	79 39

Non-Div I Games:

Syracuse

Average RPI	Win:	160	WON-LOST	WINNING	LAST 10	STRENGTH OF	OPP. STRENGTH	TEAM	ADJ.	CONF.	ADJ CONF.
Average RPI	Loss:	58	RECORD	PCT. RANK	GAMES	SCHEDULE	OF SCHEDULE	RPI	RPI	RPI	RPI
DIV. I ONLY		18- 10	94	5- 5	74	53	74	74	4	4	
DIV. I NON-CONF.		9- 2	33	0- 0	200	206	75	75	5	5	

TOTALS	RPI 1-25		RPI 26-50		W-L RECORDS		RPI 51-100		RPI 101-999		RPI 201+
18- 10	1- 4		1- 1		OVERALL		4- 2		12- 3		6- 0
11- 5	1- 1		1- 0		HOME		2- 2		7- 2		4- 0
5- 5	0- 3		0- 1		AWAY		2- 0		3- 1		1- 0
2- 0	0- 0		0- 0		NEUTRAL		0- 0		2- 0		1- 0
9- 2	0- 1		0- 0		NON-CONFERENCE		1- 0		8- 1		4- 0
6- 1	0- 0		0- 0		HOME		1- 0		5- 1		3- 0
1- 1	0- 1		0- 0		AWAY		0- 0		1- 0		0- 0
2- 0	0- 0		0- 0		NEUTRAL		0- 0		2- 0		1- 0
9- 8	1- 3		1- 1		CONFERENCE		3- 2		4- 2		2- 0
5- 4	1- 1		1- 0		HOME		1- 2		2- 1		1- 0
4- 4	0- 2		0- 1		AWAY		2- 0		2- 1		1- 0
0- 0	0- 0		0- 0		NEUTRAL		0- 0		0- 0		0- 0

RPI	S	Opponent	Score	RPI	S	Opponent	Score	RPI	S	Opponent	Score	RPI	S	Opponent	Score
4	A	Bayl or	63 83	29	A	Okl ahoma	71 84	52	H	Okl ahoma St.	54 71	115	A	Iowa St.	75 52
4	H	Bayl or	53 85	29	H	Okl ahoma	62 58	71	A	West Vi rgi ni a	76 74	115	H	Iowa St.	63 66
11	A	Texas	65 92					71	H	West Vi rgi ni a	82 87	127	H	Yale	72 82
11	H	Texas	79 77					86	H	Al abama	88 67	142	H	Texas St.	82 58
16	A	Texas A&M	58 71					91	A	Kansas St.	68 63	148	N	Idaho	86 76
								91	H	Kansas St.	87 70	152	A	Kansas	77 86
												152	H	Kansas	76 66
												181	H	Oral Roberts	72 58
												199	A	SMU	64 58
												202	H	Hampton	90 68
												233	A	Texas Tech	72 60
												233	H	Texas Tech	93 72
												276	N	Ari zona	68 59
												287	H	Southeastern La.	112 62
												334	H	Northwestern St.	89 51

LAST 12 Di vi si on I GAMES:															
4	H	Bayl or	53 85	11	A	Texas	65 92								
233	A	Texas Tech	72 60	115	A	Iowa St.	75 52								
91	H	Kansas St.	87 70	29	H	Okl ahoma	62 58								
115	H	Iowa St.	63 66	91	A	Kansas St.	68 63								
4	A	Bayl or	63 83	152	H	Kansas	76 66								
52	H	Okl ahoma St.	54 71	71	A	West Vi rgi ni a	76 74								

Non-Di v I Games:

TCU

Average RPI Win:	220	WON-LOST	WINNING	LAST 10	STRENGTH OF	OPP. STRENGTH	TEAM	ADJ.	CONF.	ADJ CONF.
Average RPI Loss:	72	RECORD	PCT. RANK	GAMES	SCHEDULE	OF SCHEDULE	RPI	RPI	RPI	RPI
DIV. I ONLY	11- 17	232	2- 8	72	79	177	177	8	8	
DIV. I NON-CONF.	8- 5	111	0- 1	196	109	183	183	7	7	

TOTALS	RPI 1-25	RPI 26-50	W-L RECORDS	RPI 51-100	RPI 101-999	RPI 201+				
11- 17	0- 5	0- 4	OVERALL	1- 2	10- 6	6- 0				
8- 10	0- 3	0- 3	HOME	1- 2	7- 2	3- 0				
3- 7	0- 1	0- 0	AWAY	0- 0	3- 1	3- 0				
0- 0	0- 0	0- 0	NEUTRAL	0- 0	0- 0	0- 0				
8- 5	0- 1	0- 2	NON-CONFERENCE	1- 1	7- 1	5- 0				
6- 5	0- 1	0- 2	HOME	1- 1	5- 1	3- 0				
2- 0	0- 0	0- 0	AWAY	0- 0	2- 0	2- 0				
0- 0	0- 0	0- 0	NEUTRAL	0- 0	0- 0	0- 0				
3- 12	0- 4	0- 2	CONFERENCE	0- 1	3- 5	1- 0				
2- 5	0- 2	0- 1	HOME	0- 1	2- 1	0- 0				
1- 7	0- 2	0- 1	AWAY	0- 0	1- 4	1- 0				
0- 0	0- 0	0- 0	NEUTRAL	0- 0	0- 0	0- 0				

T
e
m
p
l
eT
e
m
p
l
e

RPI 1-25				RPI 26-50				RPI 51-100				RPI 101+ Team's RPI: 177			
RPI	S	Opponent	Score	RPI	S	Opponent	Score	RPI	S	Opponent	Score	RPI	S	Opponent	Score
2	A	UConn	45 106	26	H	Villanova	65 69	56	H	Harvard	86 64	125	A	Cincinnati	72 80
2	H	UConn	57 113	41	H	Rutgers	67 84	66	H	Houston	75 99	125	H	Cincinnati	52 70
15	H	South Carolina	60 87	44	A	UCF	46 76	69	H	Penn	59 74	128	A	Tulane	65 69
18	A	South Fla.	60 76	44	H	UCF	57 64					139	A	Wichita St.	81 88
18	H	South Fla.	73 89									141	H	Saint Joseph's	69 66
												164	H	Ole Miss	48 64
												174	H	Marist	83 77
												199	A	SMU	56 60
												199	H	SMU	55 52
												201	H	Tulsa	76 75
												202	H	Hampton	65 56
												207	A	East Carolina	65 64
												242	A	La Salle	69 52
												331	H	Wagner	70 36
												332	H	Delaware St.	96 72
												338	A	Iona	59 54

LAST 12 Division I GAMES:															
207	A	East Carolina	65 64	201	H	Tulsa	76 75								
125	H	Cincinnati	52 70	199	A	SMU	56 60								
2	A	UConn	45 106	18	A	South Fla.	60 76								
139	A	Wichita St.	81 88	69	H	Penn	59 74								
44	H	UCF	57 64	2	H	UConn	57 113								
128	A	Tulane	65 69	66	H	Houston	75 99								

Non-Div I Games:

Temple

Average RPI Win:	103	WON-LOST	WINNING	LAST 10	STRENGTH OF	OPP. STRENGTH	TEAM	ADJ.	CONF.	ADJ CONF.
Average RPI Loss:	25	RECORD	PCT. RANK	GAMES	SCHEDULE	OF SCHEDULE	RPI	RPI	RPI	RPI
DIV. I ONLY	23- 6	28	7- 3	9	6	9	9	2	2	
DIV. I NON-CONF.	12- 1	6	0- 1	10	30	3	3	2	2	

TOTALS	RPI 1-25	RPI 26-50	W-L RECORDS	RPI 51-100	RPI 101-999	RPI 201+				
23- 6	6- 5	1- 0	OVERALL	5- 1	11- 0	2- 0				
13- 2	3- 1	1- 0	HOME	2- 1	7- 0	1- 0				
7- 4	2- 4	0- 0	AWAY	1- 0	4- 0	1- 0				
3- 0	1- 0	0- 0	NEUTRAL	2- 0	0- 0	0- 0				
12- 1	3- 1	0- 0	NON-CONFERENCE	3- 0	6- 0	2- 0				
7- 0	1- 0	0- 0	HOME	1- 0	5- 0	1- 0				
2- 1	1- 1	0- 0	AWAY	0- 0	1- 0	1- 0				
3- 0	1- 0	0- 0	NEUTRAL	2- 0	0- 0	0- 0				
11- 5	3- 4	1- 0	CONFERENCE	2- 1	5- 0	0- 0				
6- 2	2- 1	1- 0	HOME	1- 1	2- 0	0- 0				
5- 3	1- 3	0- 0	AWAY	1- 0	3- 0	0- 0				
0- 0	0- 0	0- 0	NEUTRAL	0- 0	0- 0	0- 0				

RPI	S	Opponent	Score
1	A	Notre Dame	70 84
3	H	Mississippi St.	52 71
11	H	Texas	82 75
13	A	Stanford	83 71
15	A	South Carolina	86 70
15	H	South Carolina	65 46
16	A	Texas A&M	76 79
16	H	Texas A&M	82 67
19	A	Missouri	73 77
24	N	Marquette	101 99
25	A	LSU	59 70

RPI	S	Opponent	Score
28	H	Georgia	62 46

RPI	S	Opponent	Score
52	N	Oklahoma St.	79 69
59	N	South Dakota	69 49
67	H	James Madison	89 60
86	H	Alabama	63 72
89	A	Kentucky	63 49
98	H	Auburn	70 59

RPI	S	Opponent	Score
113	H	ETSU	87 49
114	H	Central Ark.	77 34
136	A	Vanderbilt	74 64
136	H	Vanderbilt	86 73
137	A	Arkansas	90 85
139	H	Wichita St.	68 56
156	A	Florida	70 42
164	H	Ole Miss	75 66
169	H	Troy	131 69
300	A	Long Beach St.	90 61
311	H	Alabama St.	104 51

LAST 12 Division I GAMES:

15	H	South Carolina	65 46	136	A	Vanderbilt	74 64
156	A	Florida	70 42	16	H	Texas A&M	82 67
19	A	Missouri	73 77	25	A	LSU	59 70
86	H	Alabama	63 72	164	H	Ole Miss	75 66
28	H	Georgia	62 46	3	H	Mississippi St.	52 71
137	A	Arkansas	90 85	1	A	Notre Dame	70 84

Non-Div I Games:

Tennessee

Tennessee St.		Through Games Of Feb. 25, 2018									
Average RPI Win: 310		WON-LOST	WINNING	LAST 10	STRENGTH OF	OPP. STRENGTH	TEAM	ADJ.	CONF.	ADJ. CONF.	
Loss: 192		RECORD	PCT. RANK	GAMES	SCHEDULE	OF SCHEDULE	RPI	RPI	RPI	RPI	
DIV. I ONLY		5- 21	318	3- 7	239		315	330	330	25	25
DIV. I NON-CONF.		1- 7	310	0- 0	153		282	313	313	27	27
TOTALS		RPI 1-25	RPI 26-50	W-L RECORDS		RPI 51-100	RPI 101-999	RPI 201+			
5- 21	0- 1		0- 1	OVERALL		0- 2	5- 17	5- 8			
4- 10	0- 0		0- 1	HOME		0- 1	4- 8	4- 4			
1- 11	0- 1		0- 0	AWAY		0- 1	1- 9	1- 4			
0- 0	0- 0		0- 0	NEUTRAL		0- 0	0- 0	0- 0			
1- 7	0- 1		0- 1	NON-CONFERENCE		0- 0	1- 5	1- 3			
1- 4	0- 0		0- 1	HOME		0- 0	1- 3	1- 2			
0- 3	0- 1		0- 0	AWAY		0- 0	0- 2	0- 1			
0- 0	0- 0		0- 0	NEUTRAL		0- 0	0- 0	0- 0			
4- 14	0- 0		0- 0	CONFERENCE		0- 2	4- 12	4- 5			
3- 6	0- 0		0- 0	HOME		0- 1	3- 5	3- 2			
1- 8	0- 0		0- 0	AWAY		0- 1	1- 7	1- 3			
0- 0	0- 0		0- 0	NEUTRAL		0- 0	0- 0	0- 0			

RPI 1-25				RPI 26-50				RPI 51-100				RPI 101+				Team's RPI: 330	
RPI	S	Opponent	Score	RPI	S	Opponent	Score	RPI	S	Opponent	Score	RPI	S	Opponent	Score		
5	A	Louisville	56 95	36	H	Ball St.	65 85	68	A	Belmont	42 84	165	A	SIUE	63 74		
								68	H	Belmont	70 87	165	H	SIUE	76 88		
												169	H	Troy	66 95		
												178	A	UT Martin	68 80		
												183	A	Jacksonville St.	61 62		
												183	H	Jacksonville St.	56 75		
												187	A	Morehead St.	81 97		
												187	H	Morehead St.	69 71		
												198	A	Memphis	75 79		
												213	A	Arkansas St.	62 68		
												219	A	Southeast Mo. St.	66 71		
												243	H	Austin Peay	59 75		
												261	H	Lipscomb	71 64		
												296	H	Murray St.	73 85		
												301	H	Marshall	65 71		
												313	A	Tennessee Tech	65 68		
												313	H	Tennessee Tech	76 66		
												315	A	Eastern Ky.	59 58		
												315	H	Eastern Ky.	69 58		
												319	H	Alabama A&M	75 77		
												346	A	Eastern Ill.	59 66		
												346	H	Eastern Ill.	86 68		
LAST 12 Division I GAMES:																	
				68	A	Belmont	42 84	315	A	Eastern Ky.	59 58						
				313	A	Tennessee Tech	65 68	187	A	Morehead St.	81 97						
				315	H	Eastern Ky.	69 58	346	H	Eastern Ill.	86 68						
				187	H	Morehead St.	69 71	165	H	SIUE	76 88						
				183	A	Jacksonville St.	61 62	296	H	Murray St.	73 85						
				68	H	Belmont	70 87	243	H	Austin Peay	59 75						

Non-Div l Games: Fi sk

93 48

Tennessee St.

■ Loss, ■ Non-Conf, S Site, H Home A Away N Neutral

Average RPI Win: 289

Average RPI Loss: 181

WON-LOST
RECORDWINNING
PCT. RANKLAST 10
GAMESSTRENGTH OF
SCHEDULEOPP. STRENGTH
OF SCHEDULETEAM
RPIADJ.
RPICONF.
RPIADJ CONF.
RPIDIV. I ONLY
DIV. I NON-CONF.5- 22
1- 8324
3133- 7
0- 0183
87307
189313
282313
28225
2725
27

TOTALS

RPI 1-25

RPI 26-50

W-L RECORDS

RPI 51-100

RPI 101-999

RPI 201+

5- 22

0- 0

0- 1

OVERALL

0- 5

5- 16

4- 8

3- 10

0- 0

0- 0

HOME

0- 2

3- 8

3- 4

2- 12

0- 0

0- 1

AWAY

0- 3

2- 8

1- 4

0- 0

0- 0

0- 0

NEUTRAL

0- 0

0- 0

0- 0

1- 8

0- 0

0- 1

NON-CONFERENCE

0- 3

1- 4

1- 1

1- 3

0- 0

0- 0

HOME

0- 1

1- 2

1- 1

0- 5

0- 0

0- 1

AWAY

0- 2

0- 2

0- 0

0- 0

0- 0

0- 0

NEUTRAL

0- 0

0- 0

0- 0

4- 14

0- 0

0- 0

CONFERENCE

0- 2

4- 12

3- 7

2- 7

0- 0

0- 0

HOME

0- 1

2- 6

2- 3

2- 7

0- 0

0- 0

AWAY

0- 1

2- 6

1- 4

0- 0

0- 0

0- 0

NEUTRAL

0- 0

0- 0

0- 0

RPI 1-25

RPI 26-50

RPI 51-100

RPI 101+

Team's RPI: 313

RPI S Opponent Score

RPI S Opponent Score

RPI S Opponent Score

RPI S Opponent Score

28 A Georgia 48 56

68 A Belmont 59 78

107 A Middle Tenn. 44 58

68 H Belmont 60 68

113 A ETSU 55 74

81 H IUPUI 54 68

149 H Radford 41 60

89 A Kentucky 54 82

165 A SIUE 58 65

96 A Wright St. 59 82

178 H UT Martin 51 67

183 A Jacksonville St. 60 58

183 H Jacksonville St. 59 73

187 A Morehead St. 51 53

187 H Morehead St. 67 74

219 H Southeast Mo. St. 66 70

243 A Austin Peay 52 53

243 H Austin Peay 63 59

261 H Lipscomb 57 61

296 A Murray St. 73 80

296 H Murray St. 63 72

315 A Eastern Ky. 53 55

315 H Eastern Ky. 68 76

330 A Tennessee St. 66 76

330 H Tennessee St. 68 65

343 H Winthrop 70 41

346 A Eastern Ill. 60 57

LAST 12 Division I GAMES:

183 H Jacksonville St. 59 73

346 A Eastern Ill. 60 57

330 H Tennessee St. 68 65

165 A SIUE 58 65

296 A Murray St. 73 80

178 H UT Martin 51 67

243 A Austin Peay 52 53

219 H Southeast Mo. St. 66 70

68 H Belmont 60 68

187 A Morehead St. 51 53

183 A Jacksonville St. 60 58

315 A Eastern Ky. 53 55

Non-Div I Games: Cumberland (TN) 83 52 Tenn. Wesleyan 84 66

Tennessee Tech

Average RPI Win: **131**
 Average RPI Loss: **19**

WON-LOST
RECORD

WINNING
PCT. RANK

LAST 10
GAMES

STRENGTH OF
SCHEDULE

OPP. STRENGTH
OF SCHEDULE

TEAM
RPI

ADJ.
RPI

CONF.
RPI

ADJ CONF.
RPI

DIV. I ONLY	23- 5	21	8- 2	18	20	11	11	4	4
DIV. I NON-CONF.	9- 2	33	0- 1	40	25	22	22	5	5
TOTALS	RPI 1-25	RPI 26-50	W-L RECORDS	RPI 51-100	RPI 101-999	RPI 201+			
23- 5	2- 4	2- 0	OVERALL	7- 1	12- 0	5- 0			
13- 2	1- 2	0- 0	HOME	4- 0	8- 0	4- 0			
8- 3	0- 2	2- 0	AWAY	3- 1	3- 0	1- 0			
2- 0	1- 0	0- 0	NEUTRAL	0- 0	1- 0	0- 0			
9- 2	2- 2	1- 0	NON-CONFERENCE	0- 0	6- 0	3- 0			
6- 1	1- 1	0- 0	HOME	0- 0	5- 0	3- 0			
1- 1	0- 1	1- 0	AWAY	0- 0	0- 0	0- 0			
2- 0	1- 0	0- 0	NEUTRAL	0- 0	1- 0	0- 0			
14- 3	0- 2	1- 0	CONFERENCE	7- 1	6- 0	2- 0			
7- 1	0- 1	0- 0	HOME	4- 0	3- 0	1- 0			
7- 2	0- 1	1- 0	AWAY	3- 1	3- 0	1- 0			
0- 0	0- 0	0- 0	NEUTRAL	0- 0	0- 0	0- 0			

RPI	S	Opponent	Score	RPI	S	Opponent	Score	RPI	S	Opponent	Score	RPI	S	Opponent	Score
2	H	UConn	71 75	28	A	Georgia	81 53	52	A	Oklahoma St.	77 62	115	A	Iowa St.	72 59
4	A	Baylor	56 81	29	A	Oklahoma	88 78	52	H	Oklahoma St.	84 79	115	H	Iowa St.	87 55
4	H	Baylor	87 93					71	A	West Virginia	73 55	140	H	Louisiana Tech	88 54
7	H	Florida St.	87 72					71	H	West Virginia	79 58	152	A	Kansas	55 41
9	A	Tennessee	75 82					74	A	TCU	77 79	152	H	Kansas	79 62
25	N	LSU	75 66					74	H	TCU	92 65	185	H	Stetson	95 59
								91	A	Kansas St.	75 64	197	N	Washington	92 68
								91	H	Kansas St.	76 54	233	A	Texas Tech	90 39
												233	H	Texas Tech	87 72
												267	H	UTSA	120 70
												288	H	McNeese	100 34
												334	H	Northwestern St.	68 44
LAST 12 Division I GAMES:															
115	A	Iowa St.	72 59	74	H	TCU	92 65	152	A	Kansas	55 41				
4	H	Baylor	87 93	115	H	Iowa St.	87 55	4	A	Baylor	56 81				
52	A	Oklahoma St.	77 62	233	H	Texas Tech	87 72	233	A	Texas Tech	90 39				
233	H	Texas Tech	87 72	71	A	West Virginia	73 55	2	H	UConn	71 75				
91	H	Kansas St.	76 54												

Non-Div I Games:

Texas

Average RPI Win:	119	WON-LOST	WINNING	LAST 10	STRENGTH OF	OPP. STRENGTH	TEAM	ADJ.	CONF.	ADJ CONF.
Average RPI Loss:	21	RECORD	PCT. RANK	GAMES	SCHEDULE	OF SCHEDULE	RPI	RPI	RPI	RPI
DIV. I ONLY	22- 8	52	7- 3	10	27	16	16	2	2	
DIV. I NON-CONF.	11- 3	45	0- 0	23	71	32	32	2	2	

TOTALS	RPI 1-25	RPI 26-50	W-L RECORDS	RPI 51-100	RPI 101-999	RPI 201+				
22- 8	3- 6	1- 1	OVERALL	6- 1	12- 0	3- 0				
15- 3	3- 1	0- 1	HOME	4- 1	8- 0	1- 0				
6- 4	0- 4	1- 0	AWAY	2- 0	3- 0	1- 0				
1- 1	0- 1	0- 0	NEUTRAL	0- 0	1- 0	1- 0				
11- 3	0- 2	1- 0	NON-CONFERENCE	2- 1	8- 0	3- 0				
8- 2	0- 1	0- 0	HOME	2- 1	6- 0	1- 0				
2- 0	0- 0	1- 0	AWAY	0- 0	1- 0	1- 0				
1- 1	0- 1	0- 0	NEUTRAL	0- 0	1- 0	1- 0				
11- 5	3- 4	0- 1	CONFERENCE	4- 0	4- 0	0- 0				
7- 1	3- 0	0- 1	HOME	2- 0	2- 0	0- 0				
4- 4	0- 4	0- 0	AWAY	2- 0	2- 0	0- 0				
0- 0	0- 0	0- 0	NEUTRAL	0- 0	0- 0	0- 0				

RPI	S	Opponent	Score	RPI	S	Opponent	Score	RPI	S	Opponent	Score	RPI	S	Opponent	Score
3	A	Mississippi St.	55 76	28	H	Georgia	84 92	66	H	Houston	83 65	102	H	Rice	82 76
8	H	Oregon	68 83	45	A	Southern California	75 74	71	H	West Virginia	56 70	103	H	Little Rock	66 49
8	N	Oregon	62 84					74	H	TCU	71 58	114	H	Central Ark.	72 61
9	A	Tennessee	67 82					86	A	Alabama	73 54	136	A	Vanderbilt	91 67
9	H	Tennessee	79 76					89	H	Kentucky	74 70	137	A	Arkansas	104 60
15	A	South Carolina	59 61					98	A	Auburn	82 73	156	H	Florida	85 80
19	H	Missouri	82 63					98	H	Auburn	78 59	162	H	Louisiana	83 62
25	A	LSU	78 80									164	H	Ole Miss	83 54
25	H	LSU	69 59									199	H	SMU	79 57
												233	A	Texas Tech	90 56
												249	N	Hawaii	103 59
												252	H	Prairie View	98 70
LAST 12 Division I GAMES:															
19	H	Missouri	82 63	98	H	Auburn	78 59								
137	A	Arkansas	104 60	9	A	Tennessee	67 82								
3	A	Mississippi St.	55 76	136	A	Vanderbilt	91 67								
156	H	Florida	85 80	25	H	LSU	69 59								
25	A	LSU	78 80	86	A	Alabama	73 54								
164	H	Ole Miss	83 54	28	H	Georgia	84 92								

Non-Div I Games:

Texas A&M

Average RPI Win: 301		WON-LOST RECORD	WINNING PCT. RANK	LAST 10 GAMES	STRENGTH OF SCHEDULE	OPP. STRENGTH OF SCHEDULE	TEAM RPI	ADJ. RPI	CONF. RPI	ADJ CONF. RPI
Average RPI Loss: 201										
DIV. I ONLY		14- 10	129	8- 2	345	344	241	241	32	32
DIV. I NON-CONF.		3- 6	239	0- 0	314	266	268	268	32	32
TOTALS		RPI 1-25	RPI 26-50	W-L RECORDS		RPI 51-100	RPI 101-999	RPI 201+		
14- 10	0- 0		0- 0	OVERALL		0- 0	14- 10	14- 4		
6- 3	0- 0		0- 0	HOME		0- 0	6- 3	6- 1		
6- 7	0- 0		0- 0	AWAY		0- 0	6- 7	6- 3		
2- 0	0- 0		0- 0	NEUTRAL		0- 0	2- 0	2- 0		
3- 6	0- 0		0- 0	NON-CONFERENCE		0- 0	3- 6	3- 1		
0- 1	0- 0		0- 0	HOME		0- 0	0- 1	0- 0		
1- 5	0- 0		0- 0	AWAY		0- 0	1- 5	1- 1		
2- 0	0- 0		0- 0	NEUTRAL		0- 0	2- 0	2- 0		
11- 4	0- 0		0- 0	CONFERENCE		0- 0	11- 4	11- 3		
6- 2	0- 0		0- 0	HOME		0- 0	6- 2	6- 1		
5- 2	0- 0		0- 0	AWAY		0- 0	5- 2	5- 2		
0- 0	0- 0		0- 0	NEUTRAL		0- 0	0- 0	0- 0		

RPI 1-25				RPI 26-50				RPI 51-100				RPI 101+				Team's RPI: 241	
RPI	S	Opponent	Score	RPI	S	Opponent	Score	RPI	S	Opponent	Score	RPI	S	Opponent	Score		
												108	A	Wake Forest	56	73	
												142	H	Texas St.	56	70	
												152	A	Kansas	37	72	
												164	A	Ole Miss	58	73	
												173	H	Southern U.	57	67	
												195	A	UTEP	55	65	
												220	N	New Mexico St.	66	50	
												225	A	Grambling	73	63	
												225	H	Grambling	66	56	
												237	A	New Orleans	69	72	
												252	A	Prairie View	48	65	
												252	H	Prairie View	56	61	
												297	H	Alcorn	91	57	
												303	A	Jackson St.	77	74	
												303	H	Jackson St.	71	66	
												311	A	Alabama St.	71	39	
												319	A	Alabama A&M	55	49	
												319	H	Alabama A&M	60	43	
												334	N	Northwestern St.	56	43	
												335	A	Sam Houston St.	77	58	
												337	A	Ark.-Pine Bluff	59	61	
												337	H	Ark.-Pine Bluff	58	52	
												340	A	Mississippi Val.	72	53	
												340	H	Mississippi Val.	55	39	
LAST 12 Division I GAMES:																	
				319	H	Alabama A&M	60	43	311	A	Alabama St.	71	39				
				337	A	Ark.-Pine Bluff	59	61	319	A	Alabama A&M	55	49				
				340	A	Mississippi Val.	72	53	337	H	Ark.-Pine Bluff	58	52				
				225	H	Grambling	66	56	340	H	Mississippi Val.	55	39				
				303	H	Jackson St.	71	66	225	A	Grambling	73	63				
				252	A	Prairie View	48	65	303	A	Jackson St.	77	74				

Non-Div I Games:	Paul Quinn	85	59	Wiley	74	36
------------------	------------	----	----	-------	----	----

Texas Southern

■ Loss, ■ Non-Conf, S Site, H Home A Away N Neutral

Average RPI Win: 260

Average RPI Loss: 139

WON-LOST
RECORDWINNING
PCT. RANKLAST 10
GAMESSTRENGTH OF
SCHEDULEOPP. STRENGTH
OF SCHEDULETEAM
RPIADJ.
RPICONF.
RPIADJ CONF.
RPIDIV. I ONLY
DIV. I NON-CONF.20- 8
7- 462
1028- 2
0- 0330
252226
257142
136142
13622
2322
23

TOTALS

RPI 1-25

RPI 26-50

W-L RECORDS

RPI 51-100

RPI 101-999

RPI 201+

20- 8
10- 2
10- 5
0- 10- 0
0- 0
0- 0
0- 00- 0
0- 0
0- 0
0- 0OVERALL
HOME
AWAY
NEUTRAL0- 2
0- 1
0- 0
0- 020- 6
10- 1
10- 0
0- 116- 1
7- 0
9- 0
0- 07- 4
3- 1
4- 2
0- 10- 0
0- 0
0- 0
0- 00- 0
0- 0
0- 0
0- 0NON-CONFERENCE
HOME
AWAY
NEUTRAL0- 2
0- 1
0- 1
0- 07- 2
3- 0
4- 1
0- 16- 0
2- 0
4- 0
0- 013- 4
7- 1
6- 3
0- 00- 0
0- 0
0- 0
0- 00- 0
0- 0
0- 0
0- 0CONFERENCE
HOME
AWAY
NEUTRAL0- 0
0- 0
0- 0
0- 013- 4
7- 1
6- 3
0- 010- 1
5- 0
5- 1
0- 0

RPI 1-25

RPI 26-50

RPI 51-100

RPI 101+

Team's RPI: 142

RPI S Opponent Score

RPI S Opponent Score

RPI S Opponent Score

RPI S Opponent Score

66 H Houston 67 72
74 A TCU 58 82

103	A	Little Rock	48	63
119	N	Bethune-Cookman	56	62
130	H	Fresno St.	76	59
162	A	Louisiana	56	53
162	H	Louisiana	58	65
167	H	South Ala.	78	63
168	A	UT Arlington	59	61
169	H	Troy	83	75
185	A	Stetson	54	61
213	A	Arkansas St.	67	55
233	A	Texas Tech	87	70
235	A	Coastal Caro.	64	65
235	H	Coastal Caro.	78	69
241	A	Texas Southern	70	56
252	H	Prairie View	84	57
267	H	UTSA	91	38
273	A	Appalachian St.	69	54
273	H	Appalachian St.	92	50
306	A	Incarnate Word	74	33
309	A	Georgia St.	83	63
309	H	Georgia St.	62	40
326	A	Ga. Southern	81	56
326	H	Ga. Southern	60	51
335	A	Sam Houston St.	73	41
336	A	La.-Monroe	81	45
336	H	La.-Monroe	86	52

LAST 12 Division I GAMES:

326	H	Ga. Southern	60	51	235	H	Coastal Caro.	78	69
309	H	Georgia St.	62	40	309	A	Georgia St.	83	63
336	A	La.-Monroe	81	45	326	A	Ga. Southern	81	56
162	A	Louisiana	56	53	162	H	Louisiana	58	65
168	A	UT Arlington	59	61	336	H	La.-Monroe	86	52
273	H	Appalachian St.	92	50	103	A	Little Rock	48	63

T
e
x
a
s
S
t
.T
e
x
a
s
S
t
.

Non-Div I Games:

Texas St.

■ Loss,
 ■ Non-Conf,
 ■ S Site,
 ■ Home
 ■ Away
 N Neutral

Average RPI Win:	292	WON-LOST	WINNING	LAST 10	STRENGTH OF	OPP. STRENGTH	TEAM	ADJ.	CONF.	ADJ CONF.
Average RPI Loss:	62	RECORD	PCT. RANK	GAMES	SCHEDULE	OF SCHEDULE	RPI	RPI	RPI	RPI
DIV. I ONLY	7- 21	296	0- 10	70	71	233	233	4	4	
DIV. I NON-CONF.	6- 5	153	0- 0	267	300	253	253	5	5	

TOTALS	RPI 1-25	RPI 26-50	W-L RECORDS	RPI 51-100	RPI 101-999	RPI 201+				
7- 21	0- 6	0- 2	OVERALL	0- 9	7- 4	6- 0				
6- 11	0- 4	0- 1	HOME	0- 3	6- 3	6- 0				
1- 10	0- 2	0- 1	AWAY	0- 6	1- 1	0- 0				
0- 0	0- 0	0- 0	NEUTRAL	0- 0	0- 0	0- 0				
6- 5	0- 2	0- 0	NON-CONFERENCE	0- 2	6- 1	6- 0				
6- 3	0- 2	0- 0	HOME	0- 0	6- 1	6- 0				
0- 2	0- 0	0- 0	AWAY	0- 2	0- 0	0- 0				
0- 0	0- 0	0- 0	NEUTRAL	0- 0	0- 0	0- 0				
1- 16	0- 4	0- 2	CONFERENCE	0- 7	1- 3	0- 0				
0- 8	0- 2	0- 1	HOME	0- 3	0- 2	0- 0				
1- 8	0- 2	0- 1	AWAY	0- 4	1- 1	0- 0				
0- 0	0- 0	0- 0	NEUTRAL	0- 0	0- 0	0- 0				

RPI 1-25				RPI 26-50				RPI 51-100				RPI 101+				Team's RPI: 233
RPI	S	Opponent	Score	RPI	S	Opponent	Score	RPI	S	Opponent	Score	RPI	S	Opponent	Score	
4	A	Bayl or	49 97	29	A	Okl ahoma	61 79	52	A	Okl ahoma St.	62 80	115	A	Iowa St.	57 69	
4	H	Bayl or	44 90	29	H	Okl ahoma	52 73	52	H	Okl ahoma St.	57 98	115	H	Iowa St.	54 66	
11	A	Texas	72 87					66	A	Houston	75 79	142	H	Texas St.	70 87	
11	H	Texas	39 90					71	A	West Vi rgi ni a	52 82	152	A	Kansas	68 56	
16	H	Texas A&M	56 90					71	H	West Vi rgi ni a	60 74	152	H	Kansas	47 60	
25	H	LSU	40 48					74	A	TCU	72 93	252	H	Prai ri e Vi ew	89 60	
								74	H	TCU	60 72	306	H	Incarnate Word	80 54	
								91	A	Kansas St.	69 83	307	H	UTRGV	80 64	
								94	A	New Mexico	56 90	337	H	Ark. -Pi ne Bl uff	74 47	
												341	H	Fl ori da A&M	82 63	
												347	H	UMass Lowell	93 65	

LAST 12 Di vi si on I GAMES:																
29	A	Okl ahoma	61 79	4	H	Bayl or	44 90	52	A	Okl ahoma St.	62 80	71	A	West Vi rgi ni a	52 82	
74	H	TCU	60 72	11	H	Texas	39 90	152	A	Kansas	68 56	115	H	Iowa St.	54 66	
115	A	Iowa St.	57 69	71	H	West Vi rgi ni a	60 74	115	H	Iowa St.	54 66					
11	A	Texas	72 87													
71	H	West Vi rgi ni a	60 74													
91	A	Kansas St.	69 83													

Non-Di v I Games:

Texas Tech

Average RPI Win:	158	WON-LOST	WINNING	LAST 10	STRENGTH OF	OPP. STRENGTH	TEAM	ADJ.	CONF.	ADJ CONF.
Average RPI Loss:	68	RECORD	PCT. RANK	GAMES	SCHEDULE	OF SCHEDULE	RPI	RPI	RPI	RPI
DIV. I ONLY	17- 11	107	3- 5	42	92	63	63	7	7	
DIV. I NON-CONF.	9- 3	61	1- 1	55	150	30	30	8	8	

TOTALS	RPI 1-25	RPI 26-50	W-L RECORDS	RPI 51-100	RPI 101-999	RPI 201+				
17- 11	0- 3	2- 3	OVERALL	2- 3	13- 2	6- 1				
11- 2	0- 1	2- 0	HOME	2- 0	7- 1	2- 0				
5- 8	0- 2	0- 2	AWAY	0- 3	5- 1	4- 1				
1- 1	0- 0	0- 1	NEUTRAL	0- 0	1- 0	0- 0				
9- 3	0- 1	1- 1	NON-CONFERENCE	1- 1	7- 0	3- 0				
5- 0	0- 0	1- 0	HOME	1- 0	3- 0	0- 0				
3- 2	0- 1	0- 0	AWAY	0- 1	3- 0	3- 0				
1- 1	0- 0	0- 1	NEUTRAL	0- 0	1- 0	0- 0				
8- 8	0- 2	1- 2	CONFERENCE	1- 2	6- 2	3- 1				
6- 2	0- 1	1- 0	HOME	1- 0	4- 1	2- 0				
2- 6	0- 1	0- 2	AWAY	0- 2	2- 1	1- 1				
0- 0	0- 0	0- 0	NEUTRAL	0- 0	0- 0	0- 0				


















RPI 1-25				RPI 26-50				RPI 51-100				Team's RPI: 63				RPI 101+			
RPI	S	Opponent	Score	RPI	S	Opponent	Score	RPI	S	Opponent	Score	RPI	S	Opponent	Score	RPI	S	Opponent	Score
5	A	Louisville	55 90	27	A	Central Mich.	47 85	73	A	Duquesne	54 73	109	H	Cleveland St.	65 56				
14	A	Buffalo	69 87	31	H	Dayton	68 50	78	H	Maine	65 64	116	A	Western Mich.	78 73				
14	H	Buffalo	73 84	36	A	Ball St.	73 78	82	A	Ohio	61 78	116	H	Western Mich.	69 68				
				36	H	Ball St.	72 66	82	H	Ohio	75 57	118	H	Saint Francis (PA)	74 66				
				42	N	Western Ky.	56 70	84	A	Miami (OH)	58 67	121	H	Northern Ill.	63 60				
												162	H	Louisiana	79 55				
												163	H	Kent St.	55 62				
												173	N	Southern U.	81 76				
												209	A	Bowling Green	77 67				
												210	A	Eastern Mich.	57 70				
												210	H	Eastern Mich.	80 69				
												215	H	Akron	60 54				
												251	A	St. Bonaventure	58 39				
												320	A	Detroit Mercy	81 64				
												338	A	Iona	74 57				
LAST 12 Division I GAMES:																			
162	H	Louisiana	79 55	84	A	Miami (OH)	58 67	14	H	Buffalo	73 84								
5	A	Louisville	55 90	116	A	Western Mich.	78 73												
36	A	Ball St.	73 78	209	A	Bowling Green	77 67												
210	H	Eastern Mich.	80 69	163	H	Kent St.	55 62												
116	H	Western Mich.	69 68	14	A	Buffalo	69 87												
27	A	Central Mich.	47 85																

Non-Div I Games:

Toledo

Average RPI Win: 255	WON-LOST RECORD	WINNING PCT. RANK	LAST 10 GAMES	STRENGTH OF SCHEDULE	OPP. STRENGTH OF SCHEDULE	TEAM RPI	ADJ. RPI	CONF. RPI	ADJ CONF. RPI
Average RPI Loss: 142									
DIV. I ONLY	9- 18	261	2- 8	228	177	266	266	10	10
DIV. I NON-CONF.	5- 6	187	0- 0	332	293	288	288	12	12

TOTALS	RPI 1-25	RPI 26-50	W-L RECORDS	RPI 51-100	RPI 101-999	RPI 201+			
9- 18	0- 0	0- 2	OVERALL	0- 5	9- 11	7- 5			
5- 8	0- 0	0- 1	HOME	0- 3	5- 4	4- 2			
3- 9	0- 0	0- 1	AWAY	0- 2	3- 6	2- 3			
1- 1	0- 0	0- 0	NEUTRAL	0- 0	1- 1	1- 0			
5- 6	0- 0	0- 0	NON-CONFERENCE	0- 1	5- 5	4- 3			
3- 2	0- 0	0- 0	HOME	0- 1	3- 1	2- 1			
1- 3	0- 0	0- 0	AWAY	0- 0	1- 3	1- 2			
1- 1	0- 0	0- 0	NEUTRAL	0- 0	1- 1	1- 0			
4- 12	0- 0	0- 2	CONFERENCE	0- 4	4- 6	3- 2			
2- 6	0- 0	0- 1	HOME	0- 2	2- 3	2- 1			
2- 6	0- 0	0- 1	AWAY	0- 2	2- 3	1- 1			
0- 0	0- 0	0- 0	NEUTRAL	0- 0	0- 0	0- 0			

RPI S Opponent	Score	RPI S Opponent	Score	RPI S Opponent	Score	RPI S Opponent	Score	Team's RPI: 266
47  Drexel		47  Drexel		51  El on		112  Delaware		49  51
				51  El on		133  Northeastern		61  79
				67  James Madi son		133  Northeastern		61  70
				67  James Madi son		141  Saint Joseph' s		90 66
				95  George Washi ngton		149 N Radford		66  69
						158  William & Mary		67 66
						158  William & Mary		63  75
						166  Pitt sburgh		63  81
						206  Norfolk St.		76  86
						236  Loyol a Maryl and		76 67
						239  Hofstra		72  83
						239  Hofstra		73 72
						255  UNCW		72 71
						274  Col . of Charleston		83 58
						274  Col . of Charleston		67  80
						275  Massachusetts		49  72
						281  Col gate		61  65
						321  UMBC		95 64
						331  Wagner		64 42
						337 N Ark. -Pine Bluff		70 44
LAST 12 Division I GAMES:								
47  Drexel		54  62		47  Drexel		53  78		
239  Hofstra		72  83		51  El on		45  71		
133  Northeastern		61  79		274  Col . of Charleston		83 58		
67  James Madi son		55  64		51  El on		61  84		
239  Hofstra		73 72		112  Del aware		49  51		
158  William & Mary		63  75		255  UNCW		72 71		

Non-Div I Games:

Towson

Average RPI Win:	243	WON-LOST	WINNING	LAST 10	STRENGTH OF	OPP. STRENGTH	TEAM	ADJ.	CONF.	ADJ CONF.
Average RPI Loss:	154	RECORD	PCT. RANK	GAMES	SCHEDULE	OF SCHEDULE	RPI	RPI	RPI	RPI
DIV. I ONLY	14- 11	136	8- 2	286	186	169	169	22	22	
DIV. I NON-CONF.	3- 6	239	0- 0	227	72	204	204	23	23	

TOTALS	RPI 1-25	RPI 26-50	W-L RECORDS	RPI 51-100	RPI 101-999	RPI 201+				
14- 11	0- 1	0- 0	OVERALL	1- 0	13- 10	9- 2				
9- 1	0- 0	0- 0	HOME	1- 0	8- 1	5- 1				
5- 9	0- 1	0- 0	AWAY	0- 0	5- 8	4- 1				
0- 1	0- 0	0- 0	NEUTRAL	0- 0	0- 1	0- 0				
3- 6	0- 1	0- 0	NON-CONFERENCE	1- 0	2- 5	2- 0				
1- 0	0- 0	0- 0	HOME	1- 0	0- 0	0- 0				
2- 5	0- 1	0- 0	AWAY	0- 0	2- 4	2- 0				
0- 1	0- 0	0- 0	NEUTRAL	0- 0	0- 1	0- 0				
11- 5	0- 0	0- 0	CONFERENCE	0- 0	11- 5	7- 2				
8- 1	0- 0	0- 0	HOME	0- 0	8- 1	5- 1				
3- 4	0- 0	0- 0	AWAY	0- 0	3- 4	2- 1				
0- 0	0- 0	0- 0	NEUTRAL	0- 0	0- 0	0- 0				

RPI 1-25				RPI 26-50				RPI 51-100				RPI 101+ Team's RPI: 169			
RPI	S	Opponent	Score	RPI	S	Opponent	Score	RPI	S	Opponent	Score	RPI	S	Opponent	Score
9	A	Tennessee	69 131					97	H	Jacksonville	89 88	103	H	Little Rock	76 70
												107	A	Middle Tenn.	57 73
												128	A	Tulane	75 106
												142	A	Texas St.	75 83
												162	A	Louisiana	62 55
												162	H	Louisiana	72 53
												164	A	Ole Miss	93 96
												167	A	South Ala.	68 79
												167	H	South Ala.	82 71
												168	A	UT Arlington	57 76
												171	A	Samford	73 80
												171	N	Samford	76 82
												213	H	Arkansas St.	95 78
												235	A	Coastal Caro.	71 84
												235	H	Coastal Caro.	92 97
												273	A	Appalachian St.	93 64
												273	H	Appalachian St.	81 74
												309	H	Georgia St.	90 86
												311	A	Alabama St.	93 63
												326	H	Ga. Southern	88 47
												330	A	Tennessee St.	95 66
												336	A	La.-Monroe	86 79
												336	H	La.-Monroe	94 62
LAST 12 Division I GAMES:															
				336	H	La.-Monroe	94 62					167	H	South Ala.	82 71
				162	H	Louisiana	72 53					162	A	Louisiana	62 55
				273	A	Appalachian St.	93 64					336	A	La.-Monroe	86 79
				235	A	Coastal Caro.	71 84					235	H	Coastal Caro.	92 97
				103	H	Little Rock	76 70					273	H	Appalachian St.	81 74
				213	H	Arkansas St.	95 78					167	A	South Ala.	68 79

Non-Div I Games: Montevallo 130 50 Stillman 89 62

Troy

Average RPI Win:	189	WON-LOST	WINNING	LAST 10	STRENGTH OF	OPP. STRENGTH	TEAM	ADJ.	CONF.	ADJ CONF.
Average RPI Loss:	76	RECORD	PCT. RANK	GAMES	SCHEDULE	OF SCHEDULE	RPI	RPI	RPI	RPI
DIV. I ONLY	12- 16	214	3- 7	48	80	128	128	8	8	
DIV. I NON-CONF.	8- 5	111	0- 0	96	110	93	93	7	7	

TOTALS	RPI 1-25	RPI 26-50	W-L RECORDS	RPI 51-100	RPI 101-999	RPI 201+				
12- 16	0- 6	0- 2	OVERALL	1- 2	11- 6	4- 1				
8- 5	0- 3	0- 0	HOME	0- 1	8- 1	2- 0				
3- 9	0- 0	0- 0	AWAY	1- 0	2- 0	1- 0				
1- 2	0- 0	0- 1	NEUTRAL	0- 0	1- 1	1- 0				
8- 5	0- 2	0- 1	NON-CONFERENCE	1- 0	7- 2	3- 1				
5- 1	0- 1	0- 0	HOME	0- 0	5- 0	1- 0				
2- 2	0- 1	0- 0	AWAY	1- 0	1- 1	1- 1				
1- 2	0- 0	0- 1	NEUTRAL	0- 0	1- 1	1- 0				
4- 11	0- 4	0- 1	CONFERENCE	0- 2	4- 4	1- 0				
3- 4	0- 2	0- 0	HOME	0- 1	3- 1	1- 0				
1- 7	0- 2	0- 1	AWAY	0- 1	1- 3	0- 0				
0- 0	0- 0	0- 0	NEUTRAL	0- 0	0- 0	0- 0				

RPI	S	Opponent	Score	RPI	S	Opponent	Score	RPI	S	Opponent	Score	RPI	S	Opponent	Score	Team's RPI: 128
2	A	UConn	45 98	31	N	Dayton	65 71	66	A	Houston	48 72	107	H	Middle Tenn.	62 44	
2	H	UConn	47 91	44	A	UCF	51 59	66	H	Houston	92 98	115	N	Iowa St.	64 67	
18	A	South Fla.	46 75					78	A	Maine	42 34	125	A	Cincinnati	52 83	
18	H	South Fla.	53 63									136	H	Vanderbilt	71 59	
21	A	NC State	55 79									139	A	Wichita St.	70 81	
25	H	LSU	50 73									139	H	Wichita St.	56 64	

LAST 12 Division I GAMES:																
139	A	Wichita St.	70 81	66	A	Houston	48 72									
2	H	UConn	47 91	2	A	UConn	45 98									
198	A	Memphis	60 73	207	H	East Carolina	64 58									
125	A	Cincinnati	52 83	201	H	Tulsa	70 39									
177	H	Temple	69 65	44	A	UCF	51 59									
18	H	South Fla.	53 63	139	H	Wichita St.	56 64									

Non-Div I Games:

Tulane

Average RPI Win: **164**
 Average RPI Loss: **135**

WON-LOST
RECORD

WINNING
PCT. RANK

LAST 10
GAMES

STRENGTH OF
SCHEDULE

OPP. STRENGTH
OF SCHEDULE

TEAM
RPI

ADJ.
RPI

CONF.
RPI

ADJ CONF.
RPI

DIV. I ONLY	9- 18	261	1- 9	84	101	201	201	8	8
DIV. I NON-CONF.	6- 6	170	0- 0	70	306	130	130	7	7
<hr/>									
TOTALS	RPI 1-25	RPI 26-50	W-L RECORDS	RPI 51-100	RPI 101-999	RPI 201+			
9- 18	0- 2	0- 1	OVERALL	2- 2	7- 13	3- 3			
5- 8	0- 1	0- 1	HOME	1- 2	4- 4	3- 1			
3- 10	0- 1	0- 0	AWAY	1- 0	2- 9	0- 2			
1- 0	0- 0	0- 0	NEUTRAL	0- 0	1- 0	0- 0			
6- 6	0- 0	0- 0	NON-CONFERENCE	1- 2	5- 4	3- 1			
3- 3	0- 0	0- 0	HOME	0- 2	3- 1	3- 0			
2- 3	0- 0	0- 0	AWAY	1- 0	1- 3	0- 1			
1- 0	0- 0	0- 0	NEUTRAL	0- 0	1- 0	0- 0			
3- 12	0- 2	0- 1	CONFERENCE	1- 0	2- 9	0- 2			
2- 5	0- 1	0- 1	HOME	1- 0	1- 3	0- 1			
1- 7	0- 1	0- 0	AWAY	0- 0	1- 6	0- 1			
0- 0	0- 0	0- 0	NEUTRAL	0- 0	0- 0	0- 0			

RPI 1-25				RPI 26-50				RPI 51-100				RPI 101+				Team's RPI: 201
RPI	S	Opponent	Score	RPI	S	Opponent	Score	RPI	S	Opponent	Score	RPI	S	Opponent	Score	
2	A	UConn	60 78	44	H	UCF	44 47	59	A	South Dakota	64 61	103	A	Little Rock	74 61	
18	H	South Fla.	57 71					60	H	American	67 72	125	A	Cincinnati	41 78	
								66	H	Houston	83 77	125	H	Cincinnati	64 51	
								68	H	Belmont	65 90	126	A	Saint Louis	66 77	
												128	A	Tulane	39 70	
												128	H	Tulane	63 72	
												137	A	Arkansas	41 67	
												139	A	Wichita St.	67 62	
												151	N	Binghamton	60 55	
												177	A	Temple	75 76	
												181	H	Oral Roberts	41 53	
												198	A	Memphis	56 65	
												198	H	Memphis	48 69	
												199	A	SMU	70 74	
												207	A	East Carolina	67 73	
												207	H	East Carolina	57 59	
												213	H	Arkansas St.	68 58	
												222	A	North Texas	43 66	
												283	H	UMKC	76 52	
												337	H	Ark.-Pine Bluff	87 37	
<hr/>																
LAST 12 Division I GAMES:																
198	A	Memphis	56 65	18	H	South Fla.	57 71	128	A	Tulane	39 70	207	A	East Carolina	67 73	
207	H	East Carolina	57 59	44	H	UCF	44 47	2	A	UConn	60 78					
125	A	Cincinnati	41 78					198	H	Memphis	48 69					
66	H	Houston	83 77					207	A	East Carolina	67 73					
199	A	SMU	70 74													
177	A	Temple	75 76													

Non-Div I Games:

Alas. Anchorage

53

59

Tulsa

Average RPI Win:	208	WON-LOST	WINNING	LAST 10	STRENGTH OF	OPP. STRENGTH	TEAM	ADJ.	CONF.	ADJ CONF.
Average RPI Loss:	151	RECORD	PCT. RANK	GAMES	SCHEDULE	OF SCHEDULE	RPI	RPI	RPI	RPI
DIV. I ONLY	20- 5	25	8- 2	202	199	83	83	18	18	
DIV. I NON-CONF.	9- 2	33	0- 0	310	203	110	110	20	20	

TOTALS	RPI 1-25	RPI 26-50	W-L RECORDS	RPI 51-100	RPI 101-999	RPI 201+				
20- 5	0- 0	1- 0	OVERALL	0- 1	19- 4	9- 1				
10- 3	0- 0	1- 0	HOME	0- 0	9- 3	5- 1				
9- 1	0- 0	0- 0	AWAY	0- 0	9- 1	4- 0				
1- 1	0- 0	0- 0	NEUTRAL	0- 1	1- 0	0- 0				
9- 2	0- 0	0- 0	NON-CONFERENCE	0- 1	9- 1	4- 0				
5- 0	0- 0	0- 0	HOME	0- 0	5- 0	3- 0				
3- 1	0- 0	0- 0	AWAY	0- 0	3- 1	1- 0				
1- 1	0- 0	0- 0	NEUTRAL	0- 1	1- 0	0- 0				
11- 3	0- 0	1- 0	CONFERENCE	0- 0	10- 3	5- 1				
5- 3	0- 0	1- 0	HOME	0- 0	4- 3	2- 1				
6- 0	0- 0	0- 0	AWAY	0- 0	6- 0	3- 0				
0- 0	0- 0	0- 0	NEUTRAL	0- 0	0- 0	0- 0				

RPI 1-25				RPI 26-50				RPI 51-100				Team's RPI : 83		RPI 101+			
RPI	S	Opponent	Score	RPI	S	Opponent	Score	RPI	S	Opponent	Score		RPI	S	Opponent	Score	
				42	H	Western Ky.	79 61										
								53	N	Indiana	63 71		102	H	Rice	70 63	
													107	A	Middle Tenn.	59 51	
													107	H	Middle Tenn.	65 58	
													140	A	Louisiana Tech	66 61	
													140	H	Louisiana Tech	60 70	
													155	H	Charlotte	71 80	
													159	H	Southern Ill.	76 66	
													167	A	South Ala.	78 66	
													171	H	Samford	77 53	
													192	N	UC Santa Barbara	67 54	
													193	A	High Point	77 61	
													195	A	UTEP	84 64	
													198	A	Memphis	62 64	
													208	H	Southern Miss.	63 80	
													222	H	North Texas	68 52	
													230	H	Fla. Atlantic	90 57	
													273	A	Appalachian St.	70 59	
													280	A	Old Dominion	74 61	
													301	A	Marshall	69 62	
													308	A	FIU	71 61	
													311	H	Alabama St.	61 44	
													319	H	Alabama A&M	85 58	
													340	H	Mississippi Val.	87 72	
LAST 12 Division I GAMES:																	
				140	H	Louisiana Tech	60 70					195	A	UTEP	84 64		
				107	H	Middle Tenn.	65 58					230	H	Fla. Atlantic	90 57		
				155	H	Charlotte	71 80					308	A	FIU	71 61		
				102	H	Rice	70 63					222	H	North Texas	68 52		
				301	A	Marshall	69 62					208	H	Southern Miss.	63 80		
				140	A	Louisiana Tech	66 61					42	H	Western Ky.	79 61		

Non-Div I Games: Tuskegee 105 50 Miles 85 42

UAB

Loss, Non-Conf, S Site, H Home A Away N Neutral

Average RPI Win:	207	WON-LOST	WINNING	LAST 10	STRENGTH OF	OPP. STRENGTH	TEAM	ADJ.	CONF.	ADJ CONF.
Average RPI Loss:	91	RECORD	PCT. RANK	GAMES	SCHEDULE	OF SCHEDULE	RPI	RPI	RPI	RPI
DIV. I ONLY	23- 4	11	9- 1	203	167	58	58	21	21	
DIV. I NON-CONF.	10- 3	52	0- 0	164	78	58	58	19	19	

TOTALS	RPI 1-25	RPI 26-50	W-L RECORDS	RPI 51-100	RPI 101-999	RPI 201+				
23- 4	0- 0	0- 2	OVERALL	1- 1	22- 1	11- 1				
13- 1	0- 0	0- 1	HOME	0- 0	13- 0	7- 0				
9- 3	0- 0	0- 1	AWAY	1- 1	8- 1	4- 1				
1- 0	0- 0	0- 0	NEUTRAL	0- 0	1- 0	0- 0				
10- 3	0- 0	0- 2	NON-CONFERENCE	1- 1	9- 0	4- 0				
5- 1	0- 0	0- 1	HOME	0- 0	5- 0	2- 0				
4- 2	0- 0	0- 1	AWAY	1- 1	3- 0	2- 0				
1- 0	0- 0	0- 0	NEUTRAL	0- 0	1- 0	0- 0				
13- 1	0- 0	0- 0	CONFERENCE	0- 0	13- 1	7- 1				
8- 0	0- 0	0- 0	HOME	0- 0	8- 0	5- 0				
5- 1	0- 0	0- 0	AWAY	0- 0	5- 1	2- 1				
0- 0	0- 0	0- 0	NEUTRAL	0- 0	0- 0	0- 0				

RPI 1-25				RPI 26-50				RPI 51-100				Team's RPI: 58				RPI 101+			
RPI	S	Opponent	Score	RPI	S	Opponent	Score	RPI	S	Opponent	Score	RPI	S	Opponent	Score	RPI	S	Opponent	Score
35	A	Oregon St.	47 61	72	A	Fordham	62 70	105	H	Washington St.	91 76								
44	H	UCF	55 62	75	A	Saint Mary's (CA)	74 50	127	N	Yale	71 61								
								131	H	San Francisco	72 55								
								135	H	Portland St.	79 67								
								146	A	Cal Poly	80 76								
								146	H	Cal Poly	85 77								
								182	A	UC Irvine	76 67								
								182	H	UC Irvine	66 56								
								191	A	Pacific	90 58								
								192	A	UC Santa Barbara	68 61								
								192	H	UC Santa Barbara	69 63								
								214	A	CSUN	71 75								
								214	H	CSUN	72 46								
								223	A	Seattle U	79 53								
								245	H	Pepperdine	69 64								
								246	H	UC Riverside	74 63								
								249	A	Hawaii	68 56								
								249	H	Hawaii	76 52								
								289	H	Sacramento St.	79 72								
								300	A	Long Beach St.	83 71								
								300	H	Long Beach St.	79 49								
								323	H	Cal St. Fullerton	67 53								
								329	A	Southern Utah	85 59								
LAST 12 Division I GAMES:																			
182	H	UC Irvine	66 56	300	A	Long Beach St.	83 71												
249	A	Hawaii	68 56	192	H	UC Santa Barbara	69 63												
300	H	Long Beach St.	79 49	323	H	Cal St. Fullerton	67 53												
214	H	CSUN	72 46	146	A	Cal Poly	80 76												
146	H	Cal Poly	85 77	192	A	UC Santa Barbara	68 61												
214	A	CSUN	71 75	246	H	UC Riverside	74 63												

Non-Div I Games:

UC Davis

UC Irvine				Through Games Of Feb. 25, 2018							
Average RPI	Win:	254	WON-LOST	WINNING	LAST 10	STRENGTH OF	OPP. STRENGTH	TEAM	ADJ.	CONF.	ADJ CONF.
Average RPI	Loss:	142	RECORD	PCT. RANK	GAMES	SCHEDULE	OF SCHEDULE	RPI	RPI	RPI	RPI
DIV. I ONLY		16- 11	118	7- 3	292	206	182	182	21	21	
DIV. I NON-CONF.		7- 6	165	0- 0	296	249	215	215	19	19	

TOTALS	RPI 1-25		RPI 26-50		W-L RECORDS		RPI 51-100		RPI 101-999		RPI 201+
16- 11	0- 0		0- 0		OVERALL		0- 4		16- 7		14- 2
8- 4	0- 0		0- 0		HOME		0- 1		8- 3		6- 1
8- 5	0- 0		0- 0		AWAY		0- 3		8- 2		8- 0
0- 2	0- 0		0- 0		NEUTRAL		0- 0		0- 2		0- 1
7- 6	0- 0		0- 0		NON-CONFERENCE		0- 2		7- 4		7- 1
3- 2	0- 0		0- 0		HOME		0- 0		3- 2		3- 0
4- 2	0- 0		0- 0		AWAY		0- 2		4- 0		4- 0
0- 2	0- 0		0- 0		NEUTRAL		0- 0		0- 2		0- 1
9- 5	0- 0		0- 0		CONFERENCE		0- 2		9- 3		7- 1
5- 2	0- 0		0- 0		HOME		0- 1		5- 1		3- 1
4- 3	0- 0		0- 0		AWAY		0- 1		4- 2		4- 0
0- 0	0- 0		0- 0		NEUTRAL		0- 0		0- 0		0- 0

RPI 1-25				RPI 26-50				RPI 51-100				RPI 101+ Team's RPI: 182					
RPI	S	Opponent	Score	RPI	S	Opponent	Score	RPI	S	Opponent	Score	RPI	S	Opponent	Score		
								58	A	UC Davis	56	66	134	H	Idaho St.	72	78
								58	H	UC Davis	67	76	135	H	Portland St.	72	82
								80	A	UNLV	54	73	139	N	Wichita St.	53	76
								94	A	New Mexico	61	83	146	A	Cal Poly	76	79
												146	H	Cal Poly	107	66	
												192	A	UC Santa Barbara	55	82	
												192	H	UC Santa Barbara	77	74	
												205	A	CSU Bakersfield	72	59	
												214	H	CSUN	56	47	
												221	N	Illinois	59	65	
												223	A	Seattle U	84	79	
												245	H	Pepperdine	75	74	
												246	A	UC Riverside	81	71	
												246	H	UC Riverside	76	63	
												249	A	Hawaii	74	67	
												249	H	Hawaii	70	66	
												268	A	San Diego St.	67	65	
												300	A	Long Beach St.	100	81	
												300	H	Long Beach St.	73	80	
												305	H	Utah St.	87	84	
												317	H	Portland	63	52	
												323	A	Cal St. Fullerton	76	60	
												329	A	Southern Utah	71	64	
LAST 12 Division I GAMES:																	
								58	A	UC Davis	56	66	323	A	Cal St. Fullerton	76	60
								300	H	Long Beach St.	73	80	214	H	CSUN	56	47
								192	A	UC Santa Barbara	55	82	246	A	UC Riverside	81	71
								146	H	Cal Poly	107	66	249	H	Hawaii	70	66
								246	H	UC Riverside	76	63	146	A	Cal Poly	76	79
								300	A	Long Beach St.	100	81	192	H	UC Santa Barbara	77	74

Non-Di v I Games: Chapman 92 57

Average RPI Win:	212	WON-LOST	WINNING	LAST 10	STRENGTH OF	OPP. STRENGTH	TEAM	ADJ.	CONF.	ADJ CONF.
Average RPI Loss:	143	RECORD	PCT. RANK	GAMES	SCHEDULE	OF SCHEDULE	RPI	RPI	RPI	RPI
DIV. I ONLY	8- 20	279	3- 7	122	151	246	246	21	21	
DIV. I NON-CONF.	3- 11	289	0- 0	45	36	199	199	19	19	

TOTALS	RPI 1-25	RPI 26-50	W-L RECORDS	RPI 51-100	RPI 101-999	RPI 201+				
8- 20	0- 2	0- 2	OVERALL	1- 3	7- 13	5- 4				
6- 5	0- 0	0- 1	HOME	0- 0	6- 4	5- 0				
1- 13	0- 2	0- 1	AWAY	0- 3	1- 7	0- 3				
1- 2	0- 0	0- 0	NEUTRAL	1- 0	0- 2	0- 1				
3- 11	0- 2	0- 2	NON-CONFERENCE	1- 2	2- 5	1- 1				
1- 3	0- 0	0- 1	HOME	0- 0	1- 2	1- 0				
1- 6	0- 2	0- 1	AWAY	0- 2	1- 1	0- 0				
1- 2	0- 0	0- 0	NEUTRAL	1- 0	0- 2	0- 1				
5- 9	0- 0	0- 0	CONFERENCE	0- 1	5- 8	4- 3				
5- 2	0- 0	0- 0	HOME	0- 0	5- 2	4- 0				
0- 7	0- 0	0- 0	AWAY	0- 1	0- 6	0- 3				
0- 0	0- 0	0- 0	NEUTRAL	0- 0	0- 0	0- 0				

RPI 1-25				RPI 26-50				RPI 51-100				RPI 101+ Team's RPI: 246			
RPI	S	Opponent	Score	RPI	S	Opponent	Score	RPI	S	Opponent	Score	RPI	S	Opponent	Score
10	A	UCLA	48 68	45	H	Southern California	46 64	57	A	Arizona St.	48 73	115	A	Iowa St.	66 89
13	A	Stanford	43 53	46	A	Minnesota	75 101	58	A	UC Davis	63 74	130	A	Fresno St.	68 56
								59	A	South Dakota	66 75	132	H	Loyola Marymount	59 67
								80	N	UNLV	95 88	146	A	Cal Poly	73 91
												146	H	Cal Poly	82 87
												182	A	UC Irvine	63 76
												182	H	UC Irvine	71 81
												192	A	UC Santa Barbara	70 72
												192	H	UC Santa Barbara	84 76
												195	H	UTEP	62 73
												199	N	SMU	51 73
												205	H	CSU Bakersfield	68 65
												214	A	CSUN	55 60
												214	H	CSUN	69 58
												249	A	Hawaii	57 63
												249	H	Hawaii	79 57
												289	N	Sacramento St.	72 99
												300	H	Long Beach St.	77 53
												323	A	Cal St. Fullerton	62 71
												323	H	Cal St. Fullerton	63 50

LAST 12 Division I GAMES:															
192	A	UC Santa Barbara	70 72	249	A	Hawaii	57 63								
323	A	Cal St. Fullerton	62 71	182	H	UC Irvine	71 81								
214	H	CSUN	69 58	214	A	CSUN	55 60								
182	A	UC Irvine	63 76	249	H	Hawaii	79 57								
192	H	UC Santa Barbara	84 76	323	H	Cal St. Fullerton	63 50								
146	A	Cal Poly	73 91	58	A	UC Davis	63 74								

Non-Div I Games:

UC Riverside

Average RPI Win:	256	WON-LOST	WINNING	LAST 10	STRENGTH OF	OPP. STRENGTH	TEAM	ADJ.	CONF.	ADJ CONF.
Average RPI Loss:	137	RECORD	PCT. RANK	GAMES	SCHEDULE	OF SCHEDULE	RPI	RPI	RPI	RPI
DIV. I ONLY	12- 15	209	6- 4	145	240	192	192	21	21	
DIV. I NON-CONF.	3- 9	280	0- 0	81	247	214	214	19	19	

TOTALS	RPI 1-25	RPI 26-50	W-L RECORDS	RPI 51-100	RPI 101-999	RPI 201+				
12- 15	0- 1	0- 1	OVERALL	0- 4	12- 9	10- 4				
7- 5	0- 0	0- 0	HOME	0- 1	7- 4	5- 2				
5- 9	0- 1	0- 1	AWAY	0- 2	5- 5	5- 2				
0- 1	0- 0	0- 0	NEUTRAL	0- 1	0- 0	0- 0				
3- 9	0- 1	0- 1	NON-CONFERENCE	0- 2	3- 5	3- 2				
1- 3	0- 0	0- 0	HOME	0- 0	1- 3	1- 1				
2- 5	0- 1	0- 1	AWAY	0- 1	2- 2	2- 1				
0- 1	0- 0	0- 0	NEUTRAL	0- 1	0- 0	0- 0				
9- 6	0- 0	0- 0	CONFERENCE	0- 2	9- 4	7- 2				
6- 2	0- 0	0- 0	HOME	0- 1	6- 1	4- 1				
3- 4	0- 0	0- 0	AWAY	0- 1	3- 3	3- 1				
0- 0	0- 0	0- 0	NEUTRAL	0- 0	0- 0	0- 0				

RPI 1-25				RPI 26-50				RPI 51-100				RPI 101+ Team's RPI: 192			
RPI	S	Opponent	Score	RPI	S	Opponent	Score	RPI	S	Opponent	Score	RPI	S	Opponent	Score
10	A	UCLA	44 74	35	A	Oregon St.	49 74	58	A	UC Davis	63 69	130	H	Fresno St.	57 64
								58	H	UC Davis	61 68	132	A	Loyola Marymount	61 67
								75	A	Saint Mary's (CA)	59 89	146	A	Cal Poly	72 73
								83	N	UAB	54 67	146	H	Cal Poly	73 68
												182	A	UC Irvine	74 77
												182	H	UC Irvine	82 55
												188	H	San Diego	58 71
												214	A	CSUN	74 73
												214	H	CSUN	30 48
												220	A	New Mexico St.	77 47
												223	H	Seattle U	71 77
												246	A	UC Riverside	76 84
												246	H	UC Riverside	72 70
												249	H	Hawaii	71 61
												268	H	San Diego St.	77 64
												282	A	Santa Clara	63 68
												300	A	Long Beach St.	90 74
												300	H	Long Beach St.	51 44
												302	A	Northern Ariz.	96 93
												323	A	Cal St. Fullerton	59 52
												323	H	Cal St. Fullerton	78 59

LAST 12 Division I GAMES:															
246	H	UC Riverside	72 70	249	H	Hawaii	71 61	214	H	CSUN	30 48				
146	A	Cal Poly	72 73	58	A	UC Davis	63 69	300	A	Long Beach St.	90 74				
182	H	UC Irvine	82 55	58	H	UC Davis	61 68	182	A	UC Irvine	74 77				
323	H	Cal St. Fullerton	78 59												
323	A	Cal St. Fullerton	59 52												
246	A	UC Riverside	76 84												

Non-Div I Games:

UC Santa Barbara

Average RPI Win:	164	WON-LOST	WINNING	LAST 10	STRENGTH OF	OPP. STRENGTH	TEAM	ADJ.	CONF.	ADJ CONF.
Average RPI Loss:	65	RECORD	PCT. RANK	GAMES	SCHEDULE	OF SCHEDULE	RPI	RPI	RPI	RPI
DIV. I ONLY	19- 9	75	8- 2	53	76	44	44	8	8	
DIV. I NON-CONF.	8- 5	111	0- 0	63	145	66	66	7	7	

TOTALS	RPI 1-25	RPI 26-50	W-L RECORDS	RPI 51-100	RPI 101-999	RPI 201+				
19- 9	0- 4	0- 0	OVERALL	4- 3	15- 2	3- 0				
9- 4	0- 2	0- 0	HOME	1- 2	8- 0	1- 0				
10- 5	0- 2	0- 0	AWAY	3- 1	7- 2	2- 0				
0- 0	0- 0	0- 0	NEUTRAL	0- 0	0- 0	0- 0				
8- 5	0- 0	0- 0	NON-CONFERENCE	3- 3	5- 2	3- 0				
4- 2	0- 0	0- 0	HOME	1- 2	3- 0	1- 0				
4- 3	0- 0	0- 0	AWAY	2- 1	2- 2	2- 0				
0- 0	0- 0	0- 0	NEUTRAL	0- 0	0- 0	0- 0				
11- 4	0- 4	0- 0	CONFERENCE	1- 0	10- 0	0- 0				
5- 2	0- 2	0- 0	HOME	0- 0	5- 0	0- 0				
6- 2	0- 2	0- 0	AWAY	1- 0	5- 0	0- 0				
0- 0	0- 0	0- 0	NEUTRAL	0- 0	0- 0	0- 0				

RPI	S	Opponent	Score	RPI	S	Opponent	Score	RPI	S	Opponent	Score	RPI	S	Opponent	Score
2	A	UConn	44 80					51	H	El on	57 71	125	A	Ci nci nnati	50 38
2	H	UConn	37 55					54	H	Mercer	64 73	128	H	Tul ane	59 51
18	A	South Fla.	45 62					58	A	UC Davis	62 55	138	H	UNI	53 43
18	H	South Fla.	68 77					66	A	Houston	64 59	139	H	Wi chi ta St.	59 53
								76	A	Vi rgi ni a Tech	69 86	171	A	Samford	51 58
								81	H	IUPUI	63 59	176	H	Davi dson	62 54
								99	A	Chattanooga	58 57	177	A	Templ e	64 57
												177	H	Templ e	76 46
												191	A	Paci fi c	74 78
												198	A	Memphi s	63 40
												198	H	Memphi s	61 41
												199	A	SMU	60 42
												199	H	SMU	58 43
												201	A	Tul sa	47 44
												212	A	Boston U.	47 32
												218	A	Gardner-Webb	65 30
												326	H	Ga. Southern	62 38

LAST 12 Di vi si on I GAMES:															
66	A	Houston	64 59	125	A	Ci nci nnati	50 38								
198	A	Memphi s	63 40	201	A	Tul sa	47 44								
18	H	South Fla.	68 77	199	H	SMU	58 43								
177	A	Templ e	64 57	128	H	Tul ane	59 51								
2	H	UConn	37 55	18	A	South Fla.	45 62								
198	H	Memphi s	61 41	2	A	UConn	44 80								

Non-Di v I Games:

UCF

Average RPI Win:	115	WON-LOST	WINNING	LAST 10	STRENGTH OF	OPP. STRENGTH	TEAM	ADJ.	CONF.	ADJ CONF.
Average RPI Loss:	20	RECORD	PCT. RANK	GAMES	SCHEDULE	OF SCHEDULE	RPI	RPI	RPI	RPI
DIV. I ONLY	23- 6	28	8- 2	12	14	10	10	5	5	
DIV. I NON-CONF.	9- 2	33	0- 0	39	10	17	17	3	3	

TOTALS	RPI 1-25	RPI 26-50	W-L RECORDS	RPI 51-100	RPI 101-999	RPI 201+				
23- 6	2- 4	6- 1	OVERALL	5- 1	10- 0	4- 0				
13- 2	2- 2	3- 0	HOME	2- 0	6- 0	4- 0				
8- 4	0- 2	2- 1	AWAY	2- 1	4- 0	0- 0				
2- 0	0- 0	1- 0	NEUTRAL	1- 0	0- 0	0- 0				
9- 2	1- 1	1- 0	NON-CONFERENCE	2- 1	5- 0	3- 0				
5- 1	1- 1	0- 0	HOME	0- 0	4- 0	3- 0				
2- 1	0- 0	0- 0	AWAY	1- 1	1- 0	0- 0				
2- 0	0- 0	1- 0	NEUTRAL	1- 0	0- 0	0- 0				
14- 4	1- 3	5- 1	CONFERENCE	3- 0	5- 0	1- 0				
8- 1	1- 1	3- 0	HOME	2- 0	2- 0	1- 0				
6- 3	0- 2	2- 1	AWAY	1- 0	3- 0	0- 0				
0- 0	0- 0	0- 0	NEUTRAL	0- 0	0- 0	0- 0				

RPI	S	Opponent	Score	RPI	S	Opponent	Score	RPI	S	Opponent	Score	RPI	S	Opponent	Score
2	H	UConn	60 78	35	A	Oregon St.	64 67	52	A	Oklahoma St.	72 87	105	A	Washington St.	79 71
4	H	Baylor	82 68	35	H	Oregon St.	84 49	57	H	Arizona St.	71 63	124	A	Seton Hall	77 68
8	A	Oregon	94 101	40	A	Cal i forni a	82 46	72	A	Fordham	67 30	150	A	Colorado	93 55
8	H	Oregon	61 70	40	H	Cal i forni a	60 52	91	N	Kansas St.	64 55	150	H	Colorado	73 67
13	A	Stanford	65 76	45	A	Southern Cal i forni a	84 70	100	A	Utah	81 74	192	H	UC Santa Barbara	74 44
13	H	Stanford	64 53	45	H	Southern Cal i forni a	59 46	100	H	Utah	78 71	197	A	Washing ton	86 69
				49	N	Creighton	72 63					246	H	UC Ri versi de	68 48
												250	H	Presbyteri an	76 40
												253	H	San Jose St.	129 69
												276	H	Ari zona	69 46
LAST 12 Division I GAMES:															
100	H	Utah	78 71	45	A	Southern Cal i forni a	84 70								
150	H	Colorado	73 67	45	H	Southern Cal i forni a	59 46								
8	A	Oregon	94 101	105	A	Washington St.	79 71								
35	A	Oregon St.	64 67	197	A	Washing ton	86 69								
57	H	Arizona St.	71 63	13	H	Stanford	64 53								
276	H	Ari zona	69 46	40	H	Cal i forni a	60 52								

Non-Div I Games:

UCLA

Average RPI	Win:	92	WON-LOST	WINNING	LAST 10	STRENGTH OF	OPP. STRENGTH	TEAM	ADJ.	CONF.	ADJ CONF.
Average RPI	Loss:	0	RECORD	PCT. RANK	GAMES	SCHEDULE	OF SCHEDULE	RPI	RPI	RPI	RPI
DIV. I ONLY		28- 0	1	10- 0	5	5	2	2	8	8	
DIV. I NON-CONF.		13- 0	1	2- 0	1	1	1	1	7	7	

TOTALS	RPI 1-25		RPI 26-50		W-L RECORDS	RPI 51-100		RPI 101-999		RPI 201+	
28- 0	9- 0		4- 0		OVERALL	3- 0		12- 0		2- 0	
11- 0	3- 0		2- 0		HOME	0- 0		6- 0		0- 0	
13- 0	5- 0		1- 0		AWAY	1- 0		6- 0		2- 0	
4- 0	1- 0		1- 0		NEUTRAL	2- 0		0- 0		0- 0	
13- 0	8- 0		2- 0		NON-CONFERENCE	2- 0		1- 0		1- 0	
4- 0	3- 0		1- 0		HOME	0- 0		0- 0		0- 0	
5- 0	4- 0		0- 0		AWAY	0- 0		1- 0		1- 0	
4- 0	1- 0		1- 0		NEUTRAL	2- 0		0- 0		0- 0	
15- 0	1- 0		2- 0		CONFERENCE	1- 0		11- 0		1- 0	
7- 0	0- 0		1- 0		HOME	0- 0		6- 0		0- 0	
8- 0	1- 0		1- 0		AWAY	1- 0		5- 0		1- 0	
0- 0	0- 0		0- 0		NEUTRAL	0- 0		0- 0		0- 0	

RPI	S	Opponent	Score	RPI	S	Opponent	Score	RPI	S	Opponent	Score	RPI	S	Opponent	Score
1	H	Notre Dame	80 71	29	N	Oklahoma	88 64	61	N	Michigan St.	96 62	125	H	Cincinnati	106 65
5	H	Louisville	69 58	40	H	California	82 47	66	A	Houston	95 35	128	A	Tulane	91 47
10	A	UCLA	78 60	44	A	UCF	55 37	73	N	Duquesne	104 52	128	H	Tulane	98 45
11	A	Texas	75 71	44	H	UCF	80 44					139	H	Wichita St.	124 43
13	N	Stanford	78 53									177	A	Temple	113 57
15	A	South Carolina	83 58									177	H	Temple	106 45
18	A	South Fla.	100 49									198	A	Memphis	93 36
20	H	Maryland	97 72									198	H	Memphis	97 49
23	A	DePaul	103 69									199	A	SMU	80 36
												201	H	Tulsa	78 60
												207	A	East Carolina	96 35
												217	A	Nevada	88 57

LAST 12 Division I GAMES:															
199	A	SMU	80 36	125	H	Cincinnati	106 65	15	A	South Carolina	83 58	128	H	Tulane	98 45
128	A	Tulane	91 47	15	A	South Carolina	83 58	128	H	Tulane	98 45	198	A	Memphis	93 36
177	H	Temple	106 45	128	H	Tulane	98 45	177	A	Temple	113 57	201	H	Tulsa	78 60
5	H	Louisville	69 58	198	A	Memphis	93 36								
139	H	Wichita St.	124 43	177	A	Temple	113 57								
44	A	UCF	55 37	201	H	Tulsa	78 60								

Non-Div I Games:

UConn

Average RPI Win: 328
Average RPI Loss: 166

WON-LOST
RECORD

WINNING
PCT. RANK

LAST 10
GAMES

STRENGTH OF
SCHEDULE

OPP. STRENGTH
OF SCHEDULE










































































TEAM
RPI

ADJ.
RPI

CONF.
RPI





ADJ CONF.
RPI

DIV. I ONLY	3- 25	336	2- 8	173	257	321	321	20	20
DIV. I NON-CONF.	0- 12	337	0- 0	244	234	342	342	24	24
<hr/>									
TOTALS	RPI 1-25	RPI 26-50	W-L RECORDS	RPI 51-100	RPI 101-999	RPI 201+			
3- 25	0- 0	0- 1	OVERALL	0- 6	3- 18	3- 8			
1- 11	0- 0	0- 0	HOME	0- 3	1- 8	1- 3			
2- 12	0- 0	0- 1	AWAY	0- 3	2- 8	2- 3			
0- 2	0- 0	0- 0	NEUTRAL	0- 0	0- 2	0- 2			
0- 12	0- 0	0- 1	NON-CONFERENCE	0- 2	0- 9	0- 7			
0- 4	0- 0	0- 0	HOME	0- 1	0- 3	0- 2			
0- 6	0- 0	0- 1	AWAY	0- 1	0- 4	0- 3			
0- 2	0- 0	0- 0	NEUTRAL	0- 0	0- 2	0- 2			
3- 13	0- 0	0- 0	CONFERENCE	0- 4	3- 9	3- 1			
1- 7	0- 0	0- 0	HOME	0- 2	1- 5	1- 1			
2- 6	0- 0	0- 0	AWAY	0- 2	2- 4	2- 0			
0- 0	0- 0	0- 0	NEUTRAL	0- 0	0- 0	0- 0			

RPI 1-25	RPI 26-50	RPI 51-100	RPI 101+	Team's RPI: 321
RPI S Opponent Score	RPI S Opponent Score	RPI S Opponent Score	RPI S Opponent Score	RPI S Opponent Score
	33  Princeton 40  77	60  American 48  61	104  George Mason 38  58	
		72  Fordham 46  55	144  Hartford 54  65	
		78  Maine 36  69	144  Hartford 54  61	
		78  Maine 50  64	151  Binghamton 51  81	
		79  Albany (NY) 45  79	151  Binghamton 53  68	
		79  Albany (NY) 75  78	172  Denver 48  70	
			180  Stony Brook 49  53	
			180  Stony Brook 44  69	
			186  New Hampshire 51  56	
			186  New Hampshire 46  51	
			204  Columbia 44  60	
			239  Hofstra 55  71	
			251 N St. Bonaventure 54  63	
			266  Towson 64  95	
			272  LIU Brooklyn 52  66	
			277  UMES 43  66	
			286 N North Dakota St. 53  67	
			290  Vermont 52 51	
			290  Vermont 58  72	
			347  UMass Lowell 61 39	
			347  UMass Lowell 66 54	
LAST 12 Division I GAMES:				
347  UMass Lowell 61 39	290  Vermont 52 51	180  Stony Brook 44  69		
144  Hartford 54  61	78  Maine 36  69	151  Binghamton 51  81		
79  Albany (NY) 45  79	79  Albany (NY) 75  78	144  Hartford 54  65		
180  Stony Brook 49  53				
186  New Hampshire 46  51				
151  Binghamton 53  68				

Non-Div I Games: Gettysburg 72 45

UMBC

 Loss,  Non-Conf, S Site,  Home  Away N Neutral

UMES				Through Games Of Feb. 25, 2018																							
Average RPI Win: 311		WON-LOST RECORD		WINNING PCT. RANK		LAST 10 GAMES		STRENGTH OF SCHEDULE		OPP. STRENGTH OF SCHEDULE		TEAM RPI	ADJ. RPI	CONF. RPI	ADJ CONF. RPI												
Average RPI Loss: 173																											
DIV. I ONLY		7- 17		276		5- 5		190		335		277	277	31	31												
DIV. I NON-CONF.		1- 8		313		0- 0		93		162		279	279	30	30												

TOTALS		RPI 1-25		RPI 26-50		W-L RECORDS		RPI 51-100		RPI 101-999		RPI 201+															
7- 17		0- 1		0- 1		OVERALL		0- 1		7- 14		7- 9															
4- 5		0- 0		0- 0		HOME		0- 0		4- 5		4- 4															
3- 11		0- 1		0- 1		AWAY		0- 1		3- 8		3- 5															
0- 1		0- 0		0- 0		NEUTRAL		0- 0		0- 1		0- 0															
1- 8		0- 1		0- 1		NON-CONFERENCE		0- 1		1- 5		1- 2															
1- 1		0- 0		0- 0		HOME		0- 0		1- 1		1- 1															
0- 6		0- 1		0- 1		AWAY		0- 1		0- 3		0- 1															
0- 1		0- 0		0- 0		NEUTRAL		0- 0		0- 1		0- 0															
6- 9		0- 0		0- 0		CONFERENCE		0- 0		6- 9		6- 7															
3- 4		0- 0		0- 0		HOME		0- 0		3- 4		3- 3															
3- 5		0- 0		0- 0		AWAY		0- 0		3- 5		3- 4															
0- 0		0- 0		0- 0		NEUTRAL		0- 0		0- 0		0- 0															

RPI 1-25				RPI 26-50				RPI 51-100				RPI 101+															
RPI	S	Opponent	Score	RPI	S	Opponent	Score	RPI	S	Opponent	Score	RPI	S	Opponent	Score												
14	A	Buffalo	41 76	30	A	Syracuse	45 68	76	A	Virginia Tech	52 90	104	A	George Mason	68 82												
												108	A	Wake Forest	50 92												
												119	A	Bethune-Cookman	61 73												
												119	H	Bethune-Cookman	48 55												
												151	N	Binghamton	51 68												
												202	H	Hampton	65 70												
												203	A	N. C. A&T	60 65												
												203	H	N. C. A&T	45 57												
												206	H	Norfolk St.	53 63												
												207	A	East Carolina	54 64												
												263	A	Morgan St.	50 63												
												264	A	Howard	83 79												
												264	H	Howard	58 52												
												292	H	Mt. St. Mary's	63 66												
												316	A	Coppin St.	63 69												
												321	H	UMBC	66 43												
												324	A	N. C. Central	80 69												
												324	H	N. C. Central	84 73												
												328	A	South Carolina St.	51 54												
												339	A	Savannah St.	68 56												
												341	H	Florida A&M	87 70												

LAST 12 Division I GAMES:																											
				206	H	Norfolk St.	53 63	316	A	Coppin St.	63 69																
				203	A	N. C. A&T	60 65	264	H	Howard	58 52																
				324	A	N. C. Central	80 69	324	H	N. C. Central	84 73																
				264	A	Howard	83 79	203	H	N. C. A&T	45 57																
				119	A	Bethune-Cookman	61 73	328	A	South Carolina St.	51 54																
				341	H	Florida A&M	87 70	339	A	Savannah St.	68 56																

Non-Div I Games:				Wesley				Alas. Anchorage				Valley Forge															
				97 30				59 69				92 38															

UMES																											
<div> <div>Loss</div> <div>Non-Conf</div> <div>S Site</div> <div>H Home</div> <div>A Away</div> <div>N Neutral</div> </div>																											

UMKC				Through Games Of Feb. 25, 2018							
Average RPI Win:		266	WON-LOST RECORD	WINNING PCT. RANK	LAST 10 GAMES	STRENGTH OF SCHEDULE	OPP. STRENGTH OF SCHEDULE	TEAM RPI	ADJ. RPI	CONF. RPI	ADJ CONF. RPI
Average RPI Loss:		188									
DIV. I ONLY		7- 18	283	5- 5	213	303	283	283	30	30	
DIV. I NON-CONF.		1- 11	331	0- 0	148	118	295	295	31	31	
<hr/>											
TOTALS		RPI 1-25	RPI 26-50		W-L RECORDS		RPI 51-100	RPI 101-999	RPI 201+		
7- 18		0- 0	0- 1		OVERALL		0- 1	7- 16	6- 9		
3- 7		0- 0	0- 1		HOME		0- 0	3- 6	3- 4		
3- 11		0- 0	0- 0		AWAY		0- 1	3- 10	3- 5		
1- 0		0- 0	0- 0		NEUTRAL		0- 0	1- 0	0- 0		
1- 11		0- 0	0- 1		NON-CONFERENCE		0- 1	1- 9	0- 2		
0- 3		0- 0	0- 1		HOME		0- 0	0- 2	0- 0		
0- 8		0- 0	0- 0		AWAY		0- 1	0- 7	0- 2		
1- 0		0- 0	0- 0		NEUTRAL		0- 0	1- 0	0- 0		
6- 7		0- 0	0- 0		CONFERENCE		0- 0	6- 7	6- 7		
3- 4		0- 0	0- 0		HOME		0- 0	3- 4	3- 4		
3- 3		0- 0	0- 0		AWAY		0- 0	3- 3	3- 3		
0- 0		0- 0	0- 0		NEUTRAL		0- 0	0- 0	0- 0		

RPI 1-25				RPI 26-50				RPI 51-100				RPI 101+				Team's RPI: 283
RPI	S	Opponent	Score	RPI	S	Opponent	Score	RPI	S	Opponent	Score	RPI	S	Opponent	Score	
				37	H	Northern Colo.	73 88	65	A	Nebraska	60 80	101	A	Western Ill.	71 90	
												115	A	Iowa St.	45 61	
												139	A	Wichita St.	63 72	
												152	A	Kansas	48 63	
												172	H	Denver	68 77	
												181	H	Oral Roberts	73 76	
												185	N	Stetson	67 50	
												201	A	Tulsa	52 76	
												205	A	CSU Bakersfield	60 58	
												205	H	CSU Bakersfield	62 76	
												220	A	New Mexico St.	62 70	
												220	H	New Mexico St.	67 76	
												223	A	Seattle U	62 66	
												223	H	Seattle U	58 62	
												230	A	Fla. Atlantic	55 65	
												248	A	Illinois St.	53 64	
												258	A	Grand Canyon	62 59	
												258	H	Grand Canyon	84 82	
												307	A	UTRGV	54 52	
												307	H	UTRGV	79 59	
												322	A	Utah Valley	65 68	
												322	H	Utah Valley	59 66	
												345	H	Chicago St.	106 47	
<hr/>																
LAST 12 Division I GAMES:																
				220	H	New Mexico St.	67 76	258	H	Grand Canyon	84 82					
				307	H	UTRGV	79 59	220	A	New Mexico St.	62 70					
				345	H	Chicago St.	106 47	258	A	Grand Canyon	62 59					
				322	A	Utah Valley	65 68	205	A	CSU Bakersfield	60 58					
				223	A	Seattle U	62 66	223	H	Seattle U	58 62					
				205	H	CSU Bakersfield	62 76	322	H	Utah Valley	59 66					

Non-Div I Games: Lincoln (MO) 98 41 Harris-Stowe 114 59 Cent. Christian Bib90 10

UMKC

Loss, Non-Conf, S Site, H Home A Away N Neutral

Average RPI Win:	281	WON-LOST	WINNING	LAST 10	STRENGTH OF	OPP. STRENGTH	TEAM	ADJ.	CONF.	ADJ CONF.
Average RPI Loss:	214	RECORD	PCT. RANK	GAMES	SCHEDULE	OF SCHEDULE	RPI	RPI	RPI	RPI
DIV. I ONLY	3- 25	336	1- 9	329	293	347	347	20	20	
DIV. I NON-CONF.	2- 10	300	0- 0	348	345	348	348	24	24	

TOTALS	RPI 1-25	RPI 26-50	W-L RECORDS	RPI 51-100	RPI 101-999	RPI 201+				
3- 25	0- 0	0- 0	OVERALL	0- 4	3- 21	3- 13				
2- 11	0- 0	0- 0	HOME	0- 2	2- 9	2- 5				
1- 14	0- 0	0- 0	AWAY	0- 2	1- 12	1- 8				
0- 0	0- 0	0- 0	NEUTRAL	0- 0	0- 0	0- 0				
2- 10	0- 0	0- 0	NON-CONFERENCE	0- 0	2- 10	2- 10				
1- 4	0- 0	0- 0	HOME	0- 0	1- 4	1- 4				
1- 6	0- 0	0- 0	AWAY	0- 0	1- 6	1- 6				
0- 0	0- 0	0- 0	NEUTRAL	0- 0	0- 0	0- 0				
1- 15	0- 0	0- 0	CONFERENCE	0- 4	1- 11	1- 3				
1- 7	0- 0	0- 0	HOME	0- 2	1- 5	1- 1				
0- 8	0- 0	0- 0	AWAY	0- 2	0- 6	0- 2				
0- 0	0- 0	0- 0	NEUTRAL	0- 0	0- 0	0- 0				

RPI 1-25				RPI 26-50				RPI 51-100				RPI 101+				Team's RPI: 347
RPI	S	Opponent	Score	RPI	S	Opponent	Score	RPI	S	Opponent	Score	RPI	S	Opponent	Score	
								78	A	Maine	65 70	144	A	Hartford	56 78	
								78	H	Maine	51 69	144	H	Hartford	42 81	
								79	A	Albany (NY)	60 93	151	A	Binghamton	38 52	
								79	H	Albany (NY)	52 61	151	H	Binghamton	46 76	
												180	A	Stony Brook	50 59	
												180	H	Stony Brook	60 63	
												186	A	New Hampshire	45 66	
												186	H	New Hampshire	49 70	
												204	H	Columbia	77 70	
												233	A	Texas Tech	65 93	
												244	H	Holy Cross	56 84	
												263	H	Morgan St.	59 65	
												265	A	Fairfield	67 78	
												271	H	Cornell	53 71	
												275	H	Massachusetts	63 73	
												278	A	Fairleigh Dickinson	51 60	
												281	A	Colgate	64 84	
												290	A	Vermont	55 63	
												290	H	Vermont	65 60	
												321	A	UMBC	54 66	
												321	H	UMBC	39 61	
												333	A	Rhode Island	64 81	
												344	A	Longwood	82 84	
												348	A	Saint Peter's	66 60	
LAST 12 Division I GAMES:																
				321	H	UMBC	39 61	79	A	Albany (NY)	60 93					
				186	H	New Hampshire	49 70	78	H	Maine	51 69					
				151	A	Binghamton	38 52	144	A	Hartford	56 78					
				78	A	Maine	65 70	180	A	Stony Brook	50 59					
				290	H	Vermont	65 60	151	H	Binghamton	46 76					
				180	H	Stony Brook	60 63	79	H	Albany (NY)	52 61					

Non-Div I Games: Fisher 102 47

UMass Lowell

Average RPI Win:	262	WON-LOST	WINNING	LAST 10	STRENGTH OF	OPP. STRENGTH	TEAM	ADJ.	CONF.	ADJ CONF.
Average RPI Loss:	179	RECORD	PCT. RANK	GAMES	SCHEDULE	OF SCHEDULE	RPI	RPI	RPI	RPI
DIV. I ONLY	13- 13	176	6- 4	282	286	226	226	26	26	
DIV. I NON-CONF.	2- 8	290	0- 0	268	177	308	308	28	28	

TOTALS	RPI 1-25	RPI 26-50	W-L RECORDS	RPI 51-100	RPI 101-999	RPI 201+				
13- 13	0- 1	0- 0	OVERALL	1- 2	12- 10	10- 4				
6- 7	0- 0	0- 0	HOME	1- 1	5- 6	5- 1				
7- 6	0- 1	0- 0	AWAY	0- 1	7- 4	5- 3				
0- 0	0- 0	0- 0	NEUTRAL	0- 0	0- 0	0- 0				
2- 8	0- 1	0- 0	NON-CONFERENCE	0- 1	2- 6	2- 2				
1- 4	0- 0	0- 0	HOME	0- 1	1- 3	1- 0				
1- 4	0- 1	0- 0	AWAY	0- 0	1- 3	1- 2				
0- 0	0- 0	0- 0	NEUTRAL	0- 0	0- 0	0- 0				
11- 5	0- 0	0- 0	CONFERENCE	1- 1	10- 4	8- 2				
5- 3	0- 0	0- 0	HOME	1- 0	4- 3	4- 1				
6- 2	0- 0	0- 0	AWAY	0- 1	6- 1	4- 1				
0- 0	0- 0	0- 0	NEUTRAL	0- 0	0- 0	0- 0				

RPI 1-25				RPI 26-50				RPI 51-100				RPI 101+				Team's RPI: 226
RPI	S	Opponent	Score	RPI	S	Opponent	Score	RPI	S	Opponent	Score	RPI	S	Opponent	Score	
21	A	NC State	55 87					54	H	Mercer	56 67	107	H	Middle Tenn.	57 72	
								85	A	Liberty	48 53	149	A	Radford	67 56	
								85	H	Liberty	48 41	149	H	Radford	48 64	
												155	H	Charlotte	47 51	
												175	H	Furman	63 71	
												176	A	Davidson	50 58	
												193	A	High Point	78 59	
												193	H	High Point	45 58	
												218	A	Gardner-Webb	61 60	
												250	H	Presbyterian	74 76	
												269	A	Campbell	60 52	
												269	H	Campbell	38 33	
												273	H	Appalachian St.	69 60	
												294	A	USC Upstate	76 70	
												298	A	Wofford	68 70	
												314	A	Charleston So.	78 61	
												314	H	Charleston So.	71 69	
												318	A	Western Caro.	52 62	
												343	A	Winthrop	70 48	
												343	H	Winthrop	63 51	
												344	A	Longwood	54 67	
												344	H	Longwood	82 52	

LAST 12 Division I GAMES:																
344	A	Longwood	54 67	343	H	Winthrop	63 51									
269	H	Campbell	38 33	218	A	Gardner-Webb	61 60									
85	A	Liberty	48 53	250	H	Presbyterian	74 76									
314	H	Charleston So.	71 69	314	A	Charleston So.	78 61									
193	A	High Point	78 59	343	A	Winthrop	70 48									
149	H	Radford	48 64	85	H	Liberty	48 41									

Non-Div I Games: Warren Wilson 100 53

UNC Asheville

Average RPI Win: 254
Average RPI Loss: 151

WON-LOST
RECORD

WINNING
PCT. RANK

LAST 10
GAMES

STRENGTH OF
SCHEDULE

OPP. STRENGTH
OF SCHEDULE

TEAM
RPI

ADJ.
RPI

CONF.
RPI

ADJ CONF.
RPI

DIV. I ONLY	9- 16	249	4- 6	162	219	227	227	17	17
DIV. I NON-CONF.	3- 8	268	0- 0	190	320	254	254	17	17
<hr/>									
TOTALS	RPI 1-25	RPI 26-50	W-L RECORDS	RPI 51-100	RPI 101-999	RPI 201+			
9- 16	0- 1	0- 1	OVERALL	0- 4	9- 10	7- 4			
5- 6	0- 0	0- 0	HOME	0- 2	5- 4	3- 2			
4- 10	0- 1	0- 1	AWAY	0- 2	4- 6	4- 2			
0- 0	0- 0	0- 0	NEUTRAL	0- 0	0- 0	0- 0			
3- 8	0- 1	0- 1	NON-CONFERENCE	0- 0	3- 6	3- 4			
1- 3	0- 0	0- 0	HOME	0- 0	1- 3	1- 2			
2- 5	0- 1	0- 1	AWAY	0- 0	2- 3	2- 2			
0- 0	0- 0	0- 0	NEUTRAL	0- 0	0- 0	0- 0			
6- 8	0- 0	0- 0	CONFERENCE	0- 4	6- 4	4- 0			
4- 3	0- 0	0- 0	HOME	0- 2	4- 1	2- 0			
2- 5	0- 0	0- 0	AWAY	0- 2	2- 3	2- 0			
0- 0	0- 0	0- 0	NEUTRAL	0- 0	0- 0	0- 0			

RPI 1-25				RPI 26-50				RPI 51-100				RPI 101+				Team's RPI: 227
RPI	S	Opponent	Score	RPI	S	Opponent	Score	RPI	S	Opponent	Score	RPI	S	Opponent	Score	
12	A	Duke	54 85	34	A	Virginia	50 68	54	A	Mercer	57 80	113	A	ETSU	52 60	
								54	H	Mercer	54 57	113	H	ETSU	65 61	
								99	A	Chattanooga	42 49	149	A	Radford	53 56	
								99	H	Chattanooga	57 73	171	A	Samford	48 56	
												171	H	Samford	53 60	
												175	A	Furman	54 55	
												175	H	Furman	76 74	
												193	H	High Point	72 81	
												206	A	Norfolk St.	63 64	
												235	A	Coastal Caro.	60 54	
												250	A	Presbyteri an	64 57	
												269	H	Campbel l	61 72	
												284	H	VCU	74 61	
												296	H	Murray St.	52 63	
												298	A	Wofford	81 75	
												298	H	Wofford	66 51	
												315	A	Eastern Ky.	59 70	
												318	A	Western Caro.	88 67	
												318	H	Western Caro.	57 54	
<hr/>																
LAST 12 Division I GAMES:																
318	H	Western Caro.	57 54	113	H	ETSU	65 61									
54	H	Mercer	54 57	318	A	Western Caro.	88 67									
171	H	Samford	53 60	171	A	Samford	48 56									
298	A	Wofford	81 75	54	A	Mercer	57 80									
175	A	Furman	54 55	175	H	Furman	76 74									
99	H	Chattanooga	57 73	298	H	Wofford	66 51									

Non-Div I Games: Greensboro 82 34 Tuscul um 69 71 Lees-McRae 78 62 Southern Wesleyan 96 35
UNCG

Loss, Non-Conf, S Site, H Home A Away N Neutral

UNCW				Average RPI Win: 262		WON-LOST RECORD		WINNING PCT. RANK		LAST 10 GAMES		STRENGTH OF SCHEDULE		OPP. STRENGTH OF SCHEDULE		TEAM RPI		ADJ. RPI		CONF. RPI		ADJ CONF. RPI	
Average RPI Loss: 141																							
DIV. I ONLY				8- 17		269		3- 7		224		153		255		255		10		10			
DIV. I NON-CONF.				5- 4		146		0- 0		334		228		231		231		12		12			
TOTALS				RPI 1-25		RPI 26-50		W-L RECORDS		RPI 51-100		RPI 101-999		RPI 201+									
8- 17				0- 0		0- 2		OVERALL		0- 3		8- 12		7- 4									
4- 7				0- 0		0- 1		HOME		0- 1		4- 5		4- 2									
4- 10				0- 0		0- 1		AWAY		0- 2		4- 7		3- 2									
0- 0				0- 0		0- 0		NEUTRAL		0- 0		0- 0		0- 0									
5- 4				0- 0		0- 0		NON-CONFERENCE		0- 0		5- 4		5- 1									
4- 0				0- 0		0- 0		HOME		0- 0		4- 0		4- 0									
1- 4				0- 0		0- 0		AWAY		0- 0		1- 4		1- 1									
0- 0				0- 0		0- 0		NEUTRAL		0- 0		0- 0		0- 0									
3- 13				0- 0		0- 2		CONFERENCE		0- 3		3- 8		2- 3									
0- 7				0- 0		0- 1		HOME		0- 1		0- 5		0- 2									
3- 6				0- 0		0- 1		AWAY		0- 2		3- 3		2- 1									
0- 0				0- 0		0- 0		NEUTRAL		0- 0		0- 0		0- 0									

RPI 1-25				RPI 26-50				RPI 51-100				RPI 101+				Team's RPI: 255	
RPI	S	Opponent	Score	RPI	S	Opponent	Score	RPI	S	Opponent	Score	RPI	S	Opponent	Score		
				47	A	Drexel	42 68	51	A	El on	67 75	110	A	North Carolina	60 86		
				47	H	Drexel	40 58	67	A	James Madi son	48 65	112	A	Del aware	62 80		
								67	H	James Madi son	48 63	112	H	Del aware	49 82		
												133	A	Northeastern	39 56		
												133	H	Northeastern	47 54		
												158	A	William & Mary	64 49		
												158	H	William & Mary	53 66		
												166	A	Pittsburgh	55 74		
												175	A	Furman	71 76		
												207	H	East Carol ina	66 62		
												235	A	Coastal Caro.	41 57		
												239	A	Hofstra	59 55		
												239	H	Hofstra	61 69		
												266	A	Towson	71 72		
												274	A	Col . of Charleston	76 60		
												274	H	Col . of Charleston	63 72		
												284	H	VCU	83 67		
												298	A	Wofford	65 60		
												309	H	Georgi a St.	74 62		
												324	H	N. C. Central	89 63		
LAST 12 Division I GAMES:																	
				274	A	Col . of Charleston	76 60	133	A	Northeastern	39 56						
				67	A	James Madi son	48 65	112	A	Del aware	62 80						
				158	A	William & Mary	64 49	67	H	James Madi son	48 63						
				47	H	Drexel	40 58	112	H	Del aware	49 82						
				274	H	Col . of Charleston	63 72	47	A	Drexel	42 68						
				239	A	Hofstra	59 55	266	A	Towson	71 72						

Non-Div I Games: Catawba 74 59 UNC Pembroke 73 64

UNCW

■ Loss,
 ■ Non-Conf, S Site,
 ■ Home
 ■ Away
 N Neutral

Average RPI Win:	232	WON-LOST	WINNING	LAST 10	STRENGTH OF	OPP. STRENGTH	TEAM	ADJ.	CONF.	ADJ CONF.
Average RPI Loss:	93	RECORD	PCT. RANK	GAMES	SCHEDULE	OF SCHEDULE	RPI	RPI	RPI	RPI
DIV. I ONLY	14- 12	149	7- 3	154	139	138	138	24	24	
DIV. I NON-CONF.	3- 7	254	0- 0	33	5	132	132	21	21	

TOTALS	RPI 1-25	RPI 26-50	W-L RECORDS	RPI 51-100	RPI 101-999	RPI 201+				
14- 12	0- 1	0- 3	OVERALL	2- 5	12- 3	10- 1				
8- 4	0- 1	0- 0	HOME	0- 3	8- 0	6- 0				
5- 8	0- 0	0- 3	AWAY	1- 2	4- 3	4- 1				
1- 0	0- 0	0- 0	NEUTRAL	1- 0	0- 0	0- 0				
3- 7	0- 1	0- 3	NON-CONFERENCE	2- 1	1- 2	0- 1				
1- 2	0- 1	0- 0	HOME	0- 1	1- 0	0- 0				
1- 5	0- 0	0- 3	AWAY	1- 0	0- 2	0- 1				
1- 0	0- 0	0- 0	NEUTRAL	1- 0	0- 0	0- 0				
11- 5	0- 0	0- 0	CONFERENCE	0- 4	11- 1	10- 0				
7- 2	0- 0	0- 0	HOME	0- 2	7- 0	6- 0				
4- 3	0- 0	0- 0	AWAY	0- 2	4- 1	4- 0				
0- 0	0- 0	0- 0	NEUTRAL	0- 0	0- 0	0- 0				

RPI 1-25				RPI 26-50				RPI 51-100				RPI 101+ Team's RPI: 138			
RPI	S	Opponent	Score	RPI	S	Opponent	Score	RPI	S	Opponent	Score	RPI	S	Opponent	Score
17	H	Iowa	47 71	32	A	South Dakota St.	47 57	62	N	Wyoming	55 40	115	H	Iowa St.	57 53
				44	A	UCF	43 53	77	A	Drake	64 81	159	A	Southern Ill.	53 60
				49	A	Creighton	78 89	77	H	Drake	67 72	159	H	Southern Ill.	71 63
								81	H	IUPUI	48 54	161	A	North Dakota	72 80
								90	A	Missouri St.	52 62	238	A	Omaha	74 78
								90	H	Missouri St.	52 57	248	A	Illinois St.	58 36
								91	A	Kansas St.	72 71	248	H	Illinois St.	66 48
												256	A	Indiana St.	56 46
												256	H	Indiana St.	59 53
												259	A	Bradley	51 40
												259	H	Bradley	63 50
												293	H	Valparaiso	77 56
												304	H	Loyola Chicago	70 41
												349	A	Evansville	85 60
												349	H	Evansville	65 41

LAST 12 Division I GAMES:															
				259	H	Bradley	63 50	90	H	Missouri St.	52 57				
				248	H	Illinois St.	66 48	248	A	Illinois St.	58 36				
				77	H	Drake	67 72	259	A	Bradley	51 40				
				349	A	Evansville	85 60	77	A	Drake	64 81				
				256	A	Indiana St.	56 46	256	H	Indiana St.	59 53				
				159	H	Southern Ill.	71 63	349	H	Evansville	65 41				

Non-Div I Games: Wis.-Parkside 92 62

UNI

UNLV				WON-LOST		WINNING		LAST 10		STRENGTH OF		OPP. STRENGTH		TEAM		ADJ.		CONF.		ADJ CONF.	
Average RPI Win: 201				RECORD		PCT. RANK		GAMES		SCHEDULE		OF SCHEDULE		RPI		RPI		RPI		RPI	
DIV. I ONLY				18- 9		80		8- 2		79		127		80		80		16		16	
DIV. I NON-CONF.				5- 6		187		0- 0		8		89		92		92		15		15	
TOTALS				RPI 1-25		RPI 26-50		W-L RECORDS		RPI 51-100		RPI 101-999		RPI 201+							
18- 9				0- 3		1- 2		OVERALL		2- 1		15- 3		10- 1							
11- 4				0- 1		0- 2		HOME		1- 0		10- 1		6- 0							
7- 3				0- 1		1- 0		AWAY		1- 1		5- 1		4- 0							
0- 2				0- 1		0- 0		NEUTRAL		0- 0		0- 1		0- 1							
5- 6				0- 3		1- 2		NON-CONFERENCE		0- 0		4- 1		2- 1							
4- 3				0- 1		0- 2		HOME		0- 0		4- 0		2- 0							
1- 1				0- 1		1- 0		AWAY		0- 0		0- 0		0- 0							
0- 2				0- 1		0- 0		NEUTRAL		0- 0		0- 1		0- 1							
13- 3				0- 0		0- 0		CONFERENCE		2- 1		11- 2		8- 0							
7- 1				0- 0		0- 0		HOME		1- 0		6- 1		4- 0							
6- 2				0- 0		0- 0		AWAY		1- 1		5- 1		4- 0							
0- 0				0- 0		0- 0		NEUTRAL		0- 0		0- 0		0- 0							

RPI 1-25				RPI 26-50				RPI 51-100				RPI 101+			
RPI	S	Opponent	Score	RPI	S	Opponent	Score	RPI	S	Opponent	Score	RPI	S	Opponent	Score
3	H	Mississippi St.	63 103	30	H	Syracuse	55 69	62	A	Wyoming	56 69	122	H	Colorado St.	56 52
13	A	Stanford	33 74	39	A	Gonzaga	52 50	94	A	New Mexico	68 66	130	A	Fresno St.	73 58
14	N	Buffalo	53 80	46	H	Minnesota	72 79	94	H	New Mexico	74 62	130	H	Fresno St.	72 74
												135	H	Portland St.	88 80
												147	A	Boise St.	60 69
												147	H	Boise St.	77 54
												182	H	UC Irvine	73 54
												217	H	Nevada	77 75
												239	H	Hofstra	68 52
												246	N	UC Riverside	88 95
												253	A	San Jose St.	80 53
												253	H	San Jose St.	79 60
												258	H	Grand Canyon	76 47
												268	A	San Diego St.	75 64
												268	H	San Diego St.	73 67
												305	A	Utah St.	63 54
												310	A	Air Force	67 59
												310	H	Air Force	69 57
LAST 12 Division I GAMES:															
				94	H	New Mexico	74 62	147	H	Boise St.	77 54				
				130	A	Fresno St.	73 58	253	A	San Jose St.	80 53				
				268	H	San Diego St.	73 67	268	A	San Diego St.	75 64				
				310	A	Air Force	67 59	130	H	Fresno St.	72 74				
				62	A	Wyoming	56 69	122	H	Colorado St.	56 52				
				217	H	Nevada	77 75	94	A	New Mexico	68 66				

Non-Div I Games:

UNLV

Average RPI Win:	298	WON-LOST	WINNING	LAST 10	STRENGTH OF	OPP. STRENGTH	TEAM	ADJ.	CONF.	ADJ CONF.
Average RPI Loss:	172	RECORD	PCT. RANK	GAMES	SCHEDULE	OF SCHEDULE	RPI	RPI	RPI	RPI
DIV. I ONLY	8- 18	272	5- 5	249	300	294	294	23	23	
DIV. I NON-CONF.	2- 10	300	0- 0	229	336	333	333	22	22	

TOTALS	RPI 1-25	RPI 26-50	W-L RECORDS	RPI 51-100	RPI 101-999	RPI 201+				
8- 18	0- 0	0- 2	OVERALL	0- 4	8- 12	7- 9				
6- 7	0- 0	0- 1	HOME	0- 1	6- 5	5- 4				
2- 11	0- 0	0- 1	AWAY	0- 3	2- 7	2- 5				
0- 0	0- 0	0- 0	NEUTRAL	0- 0	0- 0	0- 0				
2- 10	0- 0	0- 0	NON-CONFERENCE	0- 2	2- 8	2- 6				
2- 4	0- 0	0- 0	HOME	0- 0	2- 4	2- 3				
0- 6	0- 0	0- 0	AWAY	0- 2	0- 4	0- 3				
0- 0	0- 0	0- 0	NEUTRAL	0- 0	0- 0	0- 0				
6- 8	0- 0	0- 2	CONFERENCE	0- 2	6- 4	5- 3				
4- 3	0- 0	0- 1	HOME	0- 1	4- 1	3- 1				
2- 5	0- 0	0- 1	AWAY	0- 1	2- 3	2- 2				
0- 0	0- 0	0- 0	NEUTRAL	0- 0	0- 0	0- 0				

RPI 1-25				RPI 26-50				RPI 51-100				RPI 101+				Team's RPI: 294
RPI	S	Opponent	Score	RPI	S	Opponent	Score	RPI	S	Opponent	Score	RPI	S	Opponent	Score	
				50	A	FGCU	60 93	52	A	Oklahoma St.	71 108	158	A	William & Mary	63 83	
				50	H	FGCU	44 88	76	A	Virginia Tech	56 87	175	H	Furman	59 80	
								97	A	Jacksonville	49 65	185	A	Stetson	61 62	
								97	H	Jacksonville	45 71	185	H	Stetson	69 64	
												207	A	East Carolina	53 66	
												218	A	Gardner-Webb	39 60	
												226	H	UNC Asheville	70 76	
												238	H	Omaha	66 69	
												247	A	North Florida	61 79	
												247	H	North Florida	61 65	
												250	H	Presbyterian	69 83	
												261	A	Lipscomb	78 97	
												261	H	Lipscomb	80 64	
												269	A	Campbell	49 69	
												299	A	Kennesaw St.	70 64	
												299	H	Kennesaw St.	65 61	
												324	H	N.C. Central	66 61	
												328	H	South Carolina St.	63 44	
												342	A	NJIT	95 57	
												342	H	NJIT	74 67	

LAST 12 Division I GAMES:																
				342	H	NJIT	74 67	299	A	Kennesaw St.	70 64					
				247	A	North Florida	61 79	261	A	Lipscomb	78 97					
				97	A	Jacksonville	49 65	299	H	Kennesaw St.	65 61					
				185	H	Stetson	69 64	97	H	Jacksonville	45 71					
				50	H	FGCU	44 88	247	H	North Florida	61 65					
				261	H	Lipscomb	80 64	50	A	FGCU	60 93					

Non-Div I Games: Brevard 109 39 Converse 71 51 Bob Jones 79 45

USC Upstate

Loss, Non-Conf, S Site, H Home A Away N Neutral

Average RPI Win:	236	WON-LOST	WINNING	LAST 10	STRENGTH OF	OPP. STRENGTH	TEAM	ADJ.	CONF.	ADJ CONF.
Average RPI Loss:	150	RECORD	PCT. RANK	GAMES	SCHEDULE	OF SCHEDULE	RPI	RPI	RPI	RPI
DIV. I ONLY	18- 10	94	9- 1	322	159	168	168	22	22	
DIV. I NON-CONF.	6- 5	153	0- 0	233	42	162	162	23	23	

TOTALS	RPI 1-25	RPI 26-50	W-L RECORDS	RPI 51-100	RPI 101-999	RPI 201+				
18- 10	0- 0	0- 0	OVERALL	0- 4	18- 6	10- 3				
13- 2	0- 0	0- 0	HOME	0- 1	13- 1	6- 0				
5- 8	0- 0	0- 0	AWAY	0- 3	5- 5	4- 3				
0- 0	0- 0	0- 0	NEUTRAL	0- 0	0- 0	0- 0				
6- 5	0- 0	0- 0	NON-CONFERENCE	0- 4	6- 1	2- 0				
5- 1	0- 0	0- 0	HOME	0- 1	5- 0	1- 0				
1- 4	0- 0	0- 0	AWAY	0- 3	1- 1	1- 0				
0- 0	0- 0	0- 0	NEUTRAL	0- 0	0- 0	0- 0				
12- 5	0- 0	0- 0	CONFERENCE	0- 0	12- 5	8- 3				
8- 1	0- 0	0- 0	HOME	0- 0	8- 1	5- 0				
4- 4	0- 0	0- 0	AWAY	0- 0	4- 4	3- 3				
0- 0	0- 0	0- 0	NEUTRAL	0- 0	0- 0	0- 0				

RPI 1-25				RPI 26-50				RPI 51-100				RPI 101+				Team's RPI: 168
RPI	S	Opponent	Score	RPI	S	Opponent	Score	RPI	S	Opponent	Score	RPI	S	Opponent	Score	
								64	A	Georgi a Tech	52 80	103	A	Little Rock	57 59	
								66	H	Houston	58 62	130	H	Fresno St.	67 54	
								91	A	Kansas St.	56 70	131	H	San Francisco	56 54	
								100	A	Utah	41 71	137	A	Arkansas	57 91	
												142	H	Texas St.	61 59	
												162	A	Loui si ana	38 34	
												162	H	Loui si ana	63 61	
												167	H	South Ala.	63 76	
												169	H	Troy	76 57	
												181	H	Oral Roberts	70 46	
												199	H	SMU	58 55	
												213	A	Arkansas St.	80 85	
												235	A	Coastal Caro.	76 89	
												235	H	Coastal Caro.	65 63	
												267	A	UTSA	69 68	
												273	A	Appal achi an St.	64 60	
												273	H	Appal achi an St.	49 48	
												306	H	Incarnate Word	61 48	
												309	A	Georgi a St.	81 76	
												309	H	Georgi a St.	62 57	
												326	A	Ga. Southern	68 73	
												326	H	Ga. Southern	70 49	
												336	A	La.-Monroe	80 53	
												336	H	La.-Monroe	70 61	

LAST 12 Division I GAMES:																
				309	H	Georgi a St.	62 57	273	H	Appal achi an St.	49 48					
				326	H	Ga. Southern	70 49	326	A	Ga. Southern	68 73					
				162	A	Loui si ana	38 34	309	A	Georgi a St.	81 76					
				336	A	La.-Monroe	80 53	336	H	La.-Monroe	70 61					
				142	H	Texas St.	61 59	162	H	Loui si ana	63 61					
				235	H	Coastal Caro.	65 63	213	A	Arkansas St.	80 85					

Non-Div I Games:

UT Arlington

Average RPI Win:	274	WON-LOST	WINNING	LAST 10	STRENGTH OF	OPP. STRENGTH	TEAM	ADJ.	CONF.	ADJ CONF.
Average RPI Loss:	136	RECORD	PCT. RANK	GAMES	SCHEDULE	OF SCHEDULE	RPI	RPI	RPI	RPI
DIV. I ONLY	15- 13	156	9- 1	220	266	178	178	25	25	
DIV. I NON-CONF.	2- 8	290	0- 0	94	85	260	260	27	27	

TOTALS	RPI 1-25	RPI 26-50	W-L RECORDS	RPI 51-100	RPI 101-999	RPI 201+				
15- 13	0- 1	0- 0	OVERALL	0- 4	15- 8	13- 2				
9- 3	0- 0	0- 0	HOME	0- 1	9- 2	8- 0				
6- 8	0- 1	0- 0	AWAY	0- 2	6- 5	5- 2				
0- 2	0- 0	0- 0	NEUTRAL	0- 1	0- 1	0- 0				
2- 8	0- 1	0- 0	NON-CONFERENCE	0- 3	2- 4	2- 1				
2- 1	0- 0	0- 0	HOME	0- 0	2- 1	2- 0				
0- 5	0- 1	0- 0	AWAY	0- 2	0- 2	0- 1				
0- 2	0- 0	0- 0	NEUTRAL	0- 1	0- 1	0- 0				
13- 5	0- 0	0- 0	CONFERENCE	0- 1	13- 4	11- 1				
7- 2	0- 0	0- 0	HOME	0- 1	7- 1	6- 0				
6- 3	0- 0	0- 0	AWAY	0- 0	6- 3	5- 1				
0- 0	0- 0	0- 0	NEUTRAL	0- 0	0- 0	0- 0				

RPI 1-25				RPI 26-50				RPI 51-100				RPI 101+ Team's RPI: 178			
RPI	S	Opponent	Score	RPI	S	Opponent	Score	RPI	S	Opponent	Score	RPI	S	Opponent	Score
5	A	Louisville	56 91					55	A	Purdue	58 60	145	N	Eastern Wash.	58 61
								68	H	Belmont	63 65	159	A	Southern Ill.	72 84
								75	N	Saint Mary's (CA)	58 69	165	A	SIUE	70 73
								99	A	Chattanooga	82 87	165	H	SIUE	72 64
												170	H	Northwestern	63 71
												183	A	Jacksonville St.	61 57
												187	A	Morehead St.	75 88
												187	H	Morehead St.	76 81
												203	H	N. C. A&T	76 63
												213	A	Arkansas St.	73 84
												219	A	Southeast Mo. St.	69 68
												219	H	Southeast Mo. St.	72 65
												243	A	Austin Peay	62 69
												243	H	Austin Peay	100 66
												296	A	Murray St.	97 80
												296	H	Murray St.	85 67
												313	A	Tennessee Tech	67 51
												315	A	Eastern Ky.	72 54
												315	H	Eastern Ky.	77 49
												318	H	Western Caro.	62 54
												330	H	Tennessee St.	80 68
												346	A	Eastern Ill.	72 44
												346	H	Eastern Ill.	85 57
LAST 12 Division I GAMES:															
219	A	Southeast Mo. St.	69 68	296	H	Murray St.	85 67								
187	A	Morehead St.	75 88	243	H	Austin Peay	100 66								
346	H	Eastern Ill.	85 57	313	A	Tennessee Tech	67 51								
165	H	SIUE	72 64	183	A	Jacksonville St.	61 57								
219	H	Southeast Mo. St.	72 65	165	A	SIUE	70 73								
315	A	Eastern Ky.	72 54	346	A	Eastern Ill.	72 44								

Non-Div I Games: Rhodes 90 49 Ala.-Huntsville 104 73

UT Martin

Loss, Non-Conf, S Site, H Home A Away N Neutral

U
T
E
P

UTEP				Through Games Of Feb. 25, 2018							
Average RPI Win:		232	WON-LOST RECORD	WINNING PCT. RANK	LAST 10 GAMES	STRENGTH OF SCHEDULE	OPP. STRENGTH OF SCHEDULE	TEAM RPI	ADJ. RPI	CONF. RPI	ADJ CONF. RPI
Average RPI Loss:		183									
DIV. I ONLY		14- 13	165	3- 7	235	264	195	195	18	18	
DIV. I NON-CONF.		9- 4	82	0- 0	220	328	116	116	20	20	

TOTALS		RPI 1-25	RPI 26-50		W-L RECORDS		RPI 51-100	RPI 101-999	RPI 201+		
14- 13		0- 0	0- 0		OVERALL		0- 2	14- 11	11- 7		
7- 5		0- 0	0- 0		HOME		0- 2	7- 3	5- 1		
5- 8		0- 0	0- 0		AWAY		0- 0	5- 8	5- 6		
2- 0		0- 0	0- 0		NEUTRAL		0- 0	2- 0	1- 0		
9- 4		0- 0	0- 0		NON-CONFERENCE		0- 1	9- 3	7- 2		
5- 1		0- 0	0- 0		HOME		0- 1	5- 0	4- 0		
2- 3		0- 0	0- 0		AWAY		0- 0	2- 3	2- 2		
2- 0		0- 0	0- 0		NEUTRAL		0- 0	2- 0	1- 0		
5- 9		0- 0	0- 0		CONFERENCE		0- 1	5- 8	4- 5		
2- 4		0- 0	0- 0		HOME		0- 1	2- 3	1- 1		
3- 5		0- 0	0- 0		AWAY		0- 0	3- 5	3- 4		
0- 0		0- 0	0- 0		NEUTRAL		0- 0	0- 0	0- 0		

U
T
E
P

RPI 1-25				RPI 26-50				RPI 51-100				RPI 101+ Team's RPI: 195			
RPI	S	Opponent	Score	RPI	S	Opponent	Score	RPI	S	Opponent	Score	RPI	S	Opponent	Score
								83	H	UAB	64 84	102	A	Rice	42 56
								94	H	New Mexico	35 59	107	H	Middle Tenn.	45 54
												128	A	Tulane	56 67
												137	H	Arkansas	64 61
												140	H	Louisiana Tech	62 65
												155	H	Charlotte	67 58
												171	N	Samford	46 33
												205	H	CSU Bakersfield	67 56
												207	N	East Carolina	93 79
												208	A	Southern Miss.	53 60
												213	A	Arkansas St.	73 76
												220	A	New Mexico St.	68 76
												222	A	North Texas	50 48
												224	H	A&M-Corpus Christi	69 49
												230	A	Fla. Atlantic	66 72
												230	H	Fla. Atlantic	75 70
												241	H	Texas Southern	65 55
												246	A	UC Riverside	73 62
												267	A	UTSA	66 53
												267	H	UTSA	55 58
												280	A	Old Dominion	52 56
												301	A	Marshall	64 66
												308	A	FIU	77 76
												312	H	Houston Baptist	69 62
												323	A	Cal St. Fullerton	92 91

LAST 12 Division I GAMES:															
				208	A	Southern Miss.	53 60	83	H	UAB	64 84				
				267	H	UTSA	55 58	222	A	North Texas	50 48				
				280	A	Old Dominion	52 56	102	A	Rice	42 56				
				301	A	Marshall	64 66	230	H	Fla. Atlantic	75 70				
				140	H	Louisiana Tech	62 65	107	H	Middle Tenn.	45 54				
				267	A	UTSA	66 53	155	H	Charlotte	67 58				

Non-Div I Games:

UTEP

Average RPI Win: 287

Average RPI Loss: 214

WON-LOST
RECORDWINNING
PCT. RANKLAST 10
GAMESSTRENGTH OF
SCHEDULEOPP. STRENGTH
OF SCHEDULETEAM
RPIADJ.
RPICONF.
RPIADJ CONF.
RPIDIV. I ONLY
DIV. I NON-CONF.11- 14
7- 5212
1324- 6
0- 0344
306323
273307
224307
22430
3130
31

TOTALS

RPI 1-25

RPI 26-50

W-L RECORDS

RPI 51-100

RPI 101-999

RPI 201+

11- 14

0- 0

0- 1

OVERALL

0- 1

11- 12

11- 11

9- 5

0- 0

0- 1

HOME

0- 0

9- 4

9- 4

2- 9

0- 0

0- 0

AWAY

0- 1

2- 8

2- 7

0- 0

0- 0

0- 0

NEUTRAL

0- 0

0- 0

0- 0

7- 5

0- 0

0- 1

NON-CONFERENCE

0- 1

7- 3

7- 2

6- 1

0- 0

0- 1

HOME

0- 0

6- 0

6- 0

1- 4

0- 0

0- 0

AWAY

0- 1

1- 3

1- 2

0- 0

0- 0

0- 0

NEUTRAL

0- 0

0- 0

0- 0

4- 9

0- 0

0- 0

CONFERENCE

0- 0

4- 9

4- 9

3- 4

0- 0

0- 0

HOME

0- 0

3- 4

3- 4

1- 5

0- 0

0- 0

AWAY

0- 0

1- 5

1- 5

0- 0

0- 0

0- 0

NEUTRAL

0- 0

0- 0

0- 0

RPI 1-25

RPI 26-50

RPI 51-100

RPI 101+

Team's RPI: 307

RPI S Opponent Score

RPI S Opponent Score

RPI S Opponent Score

RPI S Opponent Score

45 H Southern California 64 71

52 A Oklahoma St. 38 80

190 A Wisconsin 54 82

205 A CSU Bakersfield 30 71

205 H CSU Bakersfield 64 67

220 H New Mexico St. 77 79

223 A Seattle U 56 64

223 H Seattle U 69 67

224 A A&M-Corpus Christi 41 71

224 H A&M-Corpus Christi 56 53

233 A Texas Tech 64 80

252 H Prairie View 78 62

258 A Grand Canyon 58 59

258 H Grand Canyon 59 65

267 H UTSA 70 58

275 H Massachusetts 67 59

279 H Canisius 63 46

283 A UMKC 59 79

283 H UMKC 52 54

286 A North Dakota St. 82 79

322 A Utah Valley 60 69

322 H Utah Valley 71 64

341 H Florida A&M 51 38

345 A Chicago St. 69 62

345 H Chicago St. 81 44

LAST 12 Division I GAMES:

345 A Chicago St. 69 62

283 A UMKC 59 79

322 H Utah Valley 71 64

223 H Seattle U 69 67

205 A CSU Bakersfield 30 71

258 A Grand Canyon 58 59

220 H New Mexico St. 77 79

345 H Chicago St. 81 44

223 A Seattle U 56 64

322 A Utah Valley 60 69

258 H Grand Canyon 59 65

205 H CSU Bakersfield 64 67

UTRGV

UTRGV

Non-Div I Games:

Texas Lutheran

78 43

Concordia (TX)

67 49

Trinity (TX)

62 57

UTRGV

Loss, Non-Conf, S Site, H Home A Away N Neutral

Average RPI Win:	250	WON-LOST	WINNING	LAST 10	STRENGTH OF	OPP. STRENGTH	TEAM	ADJ.	CONF.	ADJ CONF.
Average RPI Loss:	163	RECORD	PCT. RANK	GAMES	SCHEDULE	OF SCHEDULE	RPI	RPI	RPI	RPI
DIV. I ONLY	7- 18	283	5- 5	170	234	267	267	18	18	
DIV. I NON-CONF.	1- 9	318	0- 0	202	270	317	317	20	20	

TOTALS	RPI 1-25	RPI 26-50	W-L RECORDS	RPI 51-100	RPI 101-999	RPI 201+				
7- 18	0- 1	0- 1	OVERALL	0- 1	7- 15	5- 5				
4- 6	0- 0	0- 0	HOME	0- 0	4- 6	3- 1				
2- 12	0- 1	0- 1	AWAY	0- 1	2- 9	1- 4				
1- 0	0- 0	0- 0	NEUTRAL	0- 0	1- 0	1- 0				
1- 9	0- 1	0- 0	NON-CONFERENCE	0- 1	1- 7	1- 2				
0- 3	0- 0	0- 0	HOME	0- 0	0- 3	0- 0				
0- 6	0- 1	0- 0	AWAY	0- 1	0- 4	0- 2				
1- 0	0- 0	0- 0	NEUTRAL	0- 0	1- 0	1- 0				
6- 9	0- 0	0- 1	CONFERENCE	0- 0	6- 8	4- 3				
4- 3	0- 0	0- 0	HOME	0- 0	4- 3	3- 1				
2- 6	0- 0	0- 1	AWAY	0- 0	2- 5	1- 2				
0- 0	0- 0	0- 0	NEUTRAL	0- 0	0- 0	0- 0				

RPI 1-25				RPI 26-50				RPI 51-100				RPI 101+ Team's RPI: 267			
RPI	S	Opponent	Score	RPI	S	Opponent	Score	RPI	S	Opponent	Score	RPI	S	Opponent	Score
11	A	Texas	70 120	42	A	Western Ky.	38 73	57	A	Arizona St.	42 74	102	A	Rice	52 83
												102	H	Rice	62 58
												107	H	Middle Tenn.	47 62
												121	H	Northern Ill.	55 69
												140	A	Louisiana Tech	55 63
												142	A	Texas St.	38 91
												155	A	Charlotte	75 88
												161	H	North Dakota	47 60
												168	H	UT Arlington	68 69
												188	A	San Diego	69 78
												195	A	UTEP	58 55
												195	H	UTEP	53 66
												208	A	Southern Miss.	60 83
												222	H	North Texas	70 58
												230	H	Fla. Atlantic	65 99
												280	A	Old Dominion	63 69
												280	H	Old Dominion	64 56
												301	A	Marshall	72 59
												307	A	UTRGV	58 70
												308	H	FIU	69 66
												323	A	Cal St. Fullerton	46 55
												340	N	Mississippi Val.	68 55

LAST 12 Division I GAMES:															
102	H	Rice	62 58	222	H	North Texas	70 58	208	A	Southern Miss.	60 83				
195	A	UTEP	58 55					230	H	Fla. Atlantic	65 99				
308	H	FIU	69 66					280	A	Old Dominion	63 69				
155	A	Charlotte	75 88					42	A	Western Ky.	38 73				
301	A	Marshall	72 59					280	H	Old Dominion	64 56				
195	H	UTEP	53 66												

Non-Div I Games: Sul Ross St. 97 47 Tex. A&M-Commerce 60 69

UTSA

Average RPI Win:	180	WON-LOST	WINNING	LAST 10	STRENGTH OF	OPP. STRENGTH	TEAM	ADJ.	CONF.	ADJ CONF.
Average RPI Loss:	54	RECORD	PCT. RANK	GAMES	SCHEDULE	OF SCHEDULE	RPI	RPI	RPI	RPI
DIV. I ONLY	17- 12	122	3- 7	116	56	100	100	5	5	
DIV. I NON-CONF.	9- 2	33	0- 0	188	183	53	53	3	3	

TOTALS	RPI 1-25	RPI 26-50	W-L RECORDS	RPI 51-100	RPI 101-999	RPI 201+				
17- 12	0- 4	0- 4	OVERALL	3- 2	14- 2	6- 0				
10- 6	0- 2	0- 2	HOME	2- 1	8- 1	4- 0				
7- 6	0- 2	0- 2	AWAY	1- 1	6- 1	2- 0				
0- 0	0- 0	0- 0	NEUTRAL	0- 0	0- 0	0- 0				
9- 2	0- 0	0- 0	NON-CONFERENCE	2- 1	7- 1	4- 0				
7- 0	0- 0	0- 0	HOME	2- 0	5- 0	3- 0				
2- 2	0- 0	0- 0	AWAY	0- 1	2- 1	1- 0				
0- 0	0- 0	0- 0	NEUTRAL	0- 0	0- 0	0- 0				
8- 10	0- 4	0- 4	CONFERENCE	1- 1	7- 1	2- 0				
3- 6	0- 2	0- 2	HOME	0- 1	3- 1	1- 0				
5- 4	0- 2	0- 2	AWAY	1- 0	4- 0	1- 0				
0- 0	0- 0	0- 0	NEUTRAL	0- 0	0- 0	0- 0				

RPI 1-25				RPI 26-50				RPI 51-100				RPI 101+			
RPI	S	Opponent	Score	RPI	S	Opponent	Score	RPI	S	Opponent	Score	RPI	S	Opponent	Score
8	H	Oregon	68 84	35	H	Oregon St.	58 69	55	H	Purdue	81 68	105	A	Washington St.	81 79
10	A	UCLA	71 78	40	A	Cal i forn i a	73 84	57	A	Ari zona St.	58 56	105	H	Washington St.	54 50
10	H	UCLA	74 81	45	A	Southern Cal i forn i a	52 53	57	H	Ari zona St.	81 83	143	A	BYU	68 77
13	A	Stanford	49 70	45	H	Southern Cal i forn i a	47 58	75	H	Saint Mary's (CA)	74 63	150	A	Col orado	78 74
								86	A	Al abama	60 65	150	H	Col orado	65 69
												153	A	Weber St.	85 58
												168	H	UT Ar lington	71 41
												181	H	Oral Roberts	71 50
												197	A	Washing ton	74 65
												197	H	Washing ton	81 46
												217	H	Nevada	87 61
												245	H	Pepperdi ne	89 65
												276	A	Ari zona	80 56
												276	H	Ari zona	89 55
												305	A	Utah St.	79 44
												306	H	Incarnate Word	90 31
LAST 12 Di v i s i o n I GAMES:															
10	A	UCLA	71 78	150	A	Col orado	78 74								
45	A	Southern Cal i forn i a	52 53	150	H	Col orado	65 69								
197	H	Washing ton	81 46	8	H	Oregon	68 84								
105	H	Washington St.	54 50	35	H	Oregon St.	58 69								
40	A	Cal i forn i a	73 84	276	A	Ari zona	80 56								
13	A	Stanford	49 70	57	A	Ari zona St.	58 56								

Non-Di v I Games:

Utah

Utah St.

Through Games Of Feb. 25, 2018

Average RPI Win: 214

Average RPI Loss: 167

WON-LOST
RECORD

WINNING
PCT. RANK

LAST 10
GAMES

STRENGTH OF
SCHEDULE

OPP. STRENGTH
OF SCHEDULE

TEAM
RPI

ADJ.
RPI

CONF.
RPI

ADJ CONF.
RPI

DIV. I ONLY

5- 21

318

2- 8

185

188

305

305

16

16

DIV. I NON-CONF.

1- 9

318

0- 0

238

316

328

328

15

15

TOTALS

RPI 1-25

RPI 26-50

W-L RECORDS

RPI 51-100

RPI 101-999

RPI 201+

5- 21

0- 0

0- 1

OVERALL

0- 6

5- 14

3- 7

4- 7

0- 0

0- 0

HOME

0- 4

4- 3

3- 1

1- 12

0- 0

0- 0

AWAY

0- 2

1- 10

0- 5

0- 2

0- 0

0- 1

NEUTRAL

0- 0

0- 1

0- 1

1- 9

0- 0

0- 1

NON-CONFERENCE

0- 1

1- 7

0- 4

0- 3

0- 0

0- 0

HOME

0- 1

0- 2

0- 1

1- 4

0- 0

0- 0

AWAY

0- 0

1- 4

0- 2

0- 2

0- 0

0- 1

NEUTRAL

0- 0

0- 1

0- 1

4- 12

0- 0

0- 0

CONFERENCE

0- 5

4- 7

3- 3

4- 4

0- 0

0- 0

HOME

0- 3

4- 1

3- 0

0- 8

0- 0

0- 0

AWAY

0- 2

0- 6

0- 3

0- 0

0- 0

0- 0

NEUTRAL

0- 0

0- 0

0- 0

RPI 1-25

RPI 26-50

RPI 51-100

RPI 101+

Team's RPI: 305

RPI S Opponent Score

RPI S Opponent Score

RPI S Opponent Score

RPI S Opponent Score

35 N Oregon St. 55 94

62 A Wyomi ng 44 61

122 A Col orado St. 45 56

62 H Wyomi ng 46 64

62 H UNLV 54 63

130 A Fresno St. 56 57

94 A New Mexi co 47 80

47 H New Mexi co 50 74

130 H Fresno St. 60 52

94 H New Mexi co 50 74

100 H Utah 44 79

134 A Idaho St. 44 64

143 A BYU 76 69

147 A Boise St. 60 68

147 H Boise St. 42 64

172 H Denver 72 74

182 A UC Irvine 84 87

217 A Nevada 78 85

217 H Nevada 79 57

232 N Montana St. 52 64

253 A San Jose St. 66 79

268 H San Diego St. 62 58

276 H Ari zona 49 65

310 A Air Force 50 57

310 H Air Force 57 55

322 A Utah Valley 43 61

329 A Southern Utah 67 70

310 H Air Force 57 55

217 A Nevada 78 85

94 H New Mexico 50 74

147 A Boise St. 60 68

62 H Wyomi ng 46 64

94 A New Mexi co 47 80

130 H Fresno St. 60 52

310 A Air Force 50 57

62 A Wyomi ng 44 61

147 H Boise St. 42 64

217 H Nevada 79 57

122 A Col orado St. 45 56

LAST 12 Division I GAMES:

Non-Div I Games: Dixie St. 92 72

Utah St.

Loss, Non-Conf, S Site, H Home A Away N Neutral

Page 321

Average RPI Win:	285	WON-LOST	WINNING	LAST 10	STRENGTH OF	OPP. STRENGTH	TEAM	ADJ.	CONF.	ADJ CONF.
Average RPI Loss:	215	RECORD	PCT. RANK	GAMES	SCHEDULE	OF SCHEDULE	RPI	RPI	RPI	RPI
DIV. I ONLY	9- 17	252	3- 7	338	326	322	322	30	30	
DIV. I NON-CONF.	4- 9	249	0- 0	311	277	324	324	31	31	

TOTALS	RPI 1-25	RPI 26-50	W-L RECORDS	RPI 51-100	RPI 101-999	RPI 201+				
9- 17	0- 0	0- 1	OVERALL	0- 0	9- 16	8- 11				
7- 6	0- 0	0- 0	HOME	0- 0	7- 6	6- 5				
2- 11	0- 0	0- 0	AWAY	0- 0	2- 1	2- 1				
0- 0	0- 0	0- 0	NEUTRAL	0- 0	0- 0	0- 0				
4- 9	0- 0	0- 1	NON-CONFERENCE	0- 0	4- 8	3- 3				
4- 2	0- 0	0- 0	HOME	0- 0	4- 2	3- 1				
0- 7	0- 0	0- 1	AWAY	0- 0	0- 6	0- 2				
0- 0	0- 0	0- 0	NEUTRAL	0- 0	0- 0	0- 0				
5- 8	0- 0	0- 0	CONFERENCE	0- 0	5- 8	5- 8				
3- 4	0- 0	0- 0	HOME	0- 0	3- 4	3- 4				
2- 4	0- 0	0- 0	AWAY	0- 0	2- 4	2- 4				
0- 0	0- 0	0- 0	NEUTRAL	0- 0	0- 0	0- 0				

RPI S Opponent	Score	RPI S Opponent	Score	RPI S Opponent	Score	RPI S Opponent	Score	Team's RPI: 322
		35 Oregon St.	41 98			134 Idaho St.	58 70	
						143 BYU	54 75	
						145 Eastern Wash.	41 61	
						146 Cal Poly	89 70	
						153 Weber St.	57 75	
						172 Denver	53 72	
						205 CSU Bakersfield	58 63	
						205 CSU Bakersfield	60 64	
						220 New Mexico St.	51 59	
						220 New Mexico St.	72 82	
						223 Seattle U	75 77	
						245 Pepperdine	44 71	
						258 Grand Canyon	61 81	
						258 Grand Canyon	84 64	
						283 UMKC	66 59	
						283 UMKC	68 65	
						305 Utah St.	61 43	
						307 UTRGV	64 71	
						307 UTRGV	69 60	
						310 Air Force	59 56	
						317 Portland	64 71	
						323 Cal St. Fullerton	36 73	
						329 Southern Utah	69 61	
						345 Chicago St.	68 30	
						345 Chicago St.	74 84	
LAST 12 Division I GAMES:								
258 Grand Canyon	84 64	223 Seattle U	75 77					
205 CSU Bakersfield	60 64	258 Grand Canyon	61 81					
307 UTRGV	64 71	220 New Mexico St.	72 82					
220 New Mexico St.	51 59	307 UTRGV	69 60					
283 UMKC	68 65	345 Chicago St.	68 30					
345 Chicago St.	74 84	283 UMKC	66 59					

Non-Div I Games: Antelope Valley 78 54 Dixie St. 72 63

Utah Valley

Loss, Non-Conf, S Site, Home Away N Neutral

Average RPI Win:	250	WON-LOST	WINNING	LAST 10	STRENGTH OF	OPP. STRENGTH	TEAM	ADJ.	CONF.	ADJ CONF.
Average RPI Loss:	148	RECORD	PCT. RANK	GAMES	SCHEDULE	OF SCHEDULE	RPI	RPI	RPI	RPI
DIV. I ONLY	7- 21	296	3- 7	158	193	284	284	12	12	
DIV. I NON-CONF.	3- 9	280	0- 0	212	296	290	290	10	10	

TOTALS	RPI 1-25	RPI 26-50	W-L RECORDS	RPI 51-100	RPI 101-999	RPI 201+				
7- 21	0- 0	0- 2	OVERALL	0- 6	7- 13	5- 6				
5- 7	0- 0	0- 0	HOME	0- 3	5- 4	3- 1				
1- 12	0- 0	0- 0	AWAY	0- 0	1- 0	1- 0				
1- 2	0- 0	0- 0	NEUTRAL	0- 2	1- 0	1- 0				
3- 9	0- 0	0- 1	NON-CONFERENCE	0- 2	3- 6	3- 4				
2- 2	0- 0	0- 0	HOME	0- 0	2- 2	2- 1				
0- 5	0- 0	0- 1	AWAY	0- 0	0- 4	0- 3				
1- 2	0- 0	0- 0	NEUTRAL	0- 2	1- 0	1- 0				
4- 12	0- 0	0- 1	CONFERENCE	0- 4	4- 7	2- 2				
3- 5	0- 0	0- 0	HOME	0- 3	3- 2	1- 0				
1- 7	0- 0	0- 1	AWAY	0- 1	1- 5	1- 2				
0- 0	0- 0	0- 0	NEUTRAL	0- 0	0- 0	0- 0				

RPI 1-25				RPI 26-50				RPI 51-100				RPI 101+ Team's RPI: 284			
RPI	S	Opponent	Score	RPI	S	Opponent	Score	RPI	S	Opponent	Score	RPI	S	Opponent	Score
				31	A	Dayton	64 74	54	N	Mercer	54 70	104	H	George Mason	42 65
				46	A	Minnesota	63 108	69	N	Penn	52 82	111	H	Georgetown	59 71
								72	H	Fordham	54 64	126	H	Saint Louis	88 84
								73	A	Duquesne	71 80	141	A	Saint Joseph's	41 79
								73	H	Duquesne	51 70	141	H	Saint Joseph's	56 54
								95	H	George Washington	39 61	149	A	Radford	62 79
												176	A	Davison	63 69
												200	A	Richmond	54 59
												200	H	Richmond	68 77
												206	H	Norfolk St.	52 66
												227	A	UNCG	61 74
												242	A	La Salle	57 62
												251	H	St. Bonaventure	77 75
												255	A	UNCW	67 83
												275	A	Massachusetts	75 79
												280	H	Old Dominion	68 39
												300	N	Long Beach St.	69 59
												309	A	Georgia St.	56 61
												316	H	Coppin St.	62 47
												333	A	Rhode Island	61 49
LAST 12 Division I GAMES:															
				176	A	Davison	63 69	31	A	Dayton	64 74				
				126	H	Saint Louis	88 84	141	H	Saint Joseph's	56 54				
				200	A	Richmond	54 59	200	H	Richmond	68 77				
				104	H	George Mason	42 65	242	A	La Salle	57 62				
				251	H	St. Bonaventure	77 75	275	A	Massachusetts	75 79				
				73	A	Duquesne	71 80	72	H	Fordham	54 64				

Non-Div I Games:

VCU

Average RPI Win:	317
Average RPI Loss:	162

DIV. I ONLY	10- 15	230	3- 7	346	247	293	293	24	24
DIV. I NON-CONF.	5- 4	146	0- 0	340	252	232	232	21	21
TOTALS	RPI 1-25	RPI 26-50	W-L RECORDS	RPI 51-100	RPI 101-999	RPI 201+			
10- 15	0- 0	0- 0	OVERALL	0- 6	10- 9	10- 6			
6- 4	0- 0	0- 0	HOME	0- 1	6- 3	6- 2			
4- 11	0- 0	0- 0	AWAY	0- 0	4- 0	4- 0			
0- 0	0- 0	0- 0	NEUTRAL	0- 0	0- 0	0- 0			
5- 4	0- 0	0- 0	NON-CONFERENCE	0- 3	5- 1	5- 1			
3- 0	0- 0	0- 0	HOME	0- 0	3- 0	3- 0			
2- 4	0- 0	0- 0	AWAY	0- 3	2- 1	2- 1			
0- 0	0- 0	0- 0	NEUTRAL	0- 0	0- 0	0- 0			
5- 11	0- 0	0- 0	CONFERENCE	0- 3	5- 8	5- 5			
3- 4	0- 0	0- 0	HOME	0- 1	3- 3	3- 2			
2- 7	0- 0	0- 0	AWAY	0- 2	2- 5	2- 3			
0- 0	0- 0	0- 0	NEUTRAL	0- 0	0- 0	0- 0			

RPI 1-25				RPI 26-50				RPI 51-100				RPI 101+			
RPI	S	Opponent	Score	RPI	S	Opponent	Score	RPI	S	Opponent	Score	RPI	S	Opponent	Score
								55	A	Purdue	49 95	138	A	UNI	56 77
								77	A	Drake	50 86	159	A	Southern Ill.	63 74
								84	A	Miami (OH)	68 77	159	H	Southern Ill.	86 88
								85	A	Liberty	40 61	209	A	Bowling Green	77 90
								90	A	Missouri St.	60 83	248	A	Illinois St.	55 63
								90	H	Missouri St.	60 66	248	H	Illinois St.	56 50
												256	A	Indiana St.	46 64
												256	H	Indiana St.	54 67
												258	H	Grand Canyon	80 75
												259	A	Bradley	58 69
												259	H	Bradley	69 88
												304	A	Loyola Chi cago	63 53
												304	H	Loyola Chi cago	76 60
												325	H	Fort Wayne	68 50
												344	A	Longwood	81 68
												345	H	Chi cago St.	71 60
												346	A	Eastern Ill.	76 67
												349	A	Evansville	67 54
												349	H	Evansville	101 59
LAST 12 Division I GAMES:															
				349	A	Evansville	67 54	259	A	Bradley	58 69				
				256	A	Indiana St.	46 64	256	H	Indiana St.	54 67				
				90	H	Missouri St.	60 66	349	H	Evansville	101 59				
				159	H	Southern Ill.	86 88	159	A	Southern Ill.	63 74				
				304	A	Loyola Chi cago	63 53	90	A	Missouri St.	60 83				
				248	A	Illinoi s St.	55 63	304	H	Loyola Chi cago	76 60				

Val parai so

Average RPI Win:	141	WON-LOST	WINNING	LAST 10	STRENGTH OF	OPP. STRENGTH	TEAM	ADJ.	CONF.	ADJ CONF.
Average RPI Loss:	57	RECORD	PCT. RANK	GAMES	SCHEDULE	OF SCHEDULE	RPI	RPI	RPI	RPI
DIV. I ONLY	7- 23	306	2- 8	4	9	136	136	2	2	
DIV. I NON-CONF.	4- 10	267	0- 0	25	22	153	153	2	2	

TOTALS	RPI 1-25	RPI 26-50	W-L RECORDS	RPI 51-100	RPI 101-999	RPI 201+				
7- 23	0- 10	0- 5	OVERALL	2- 3	5- 5	1- 0				
4- 11	0- 6	0- 2	HOME	1- 1	3- 2	1- 0				
3- 10	0- 4	0- 2	AWAY	1- 2	2- 2	0- 0				
0- 2	0- 0	0- 1	NEUTRAL	0- 0	0- 1	0- 0				
4- 10	0- 2	0- 3	NON-CONFERENCE	1- 1	3- 4	1- 0				
2- 5	0- 1	0- 1	HOME	0- 1	2- 2	1- 0				
2- 3	0- 1	0- 1	AWAY	1- 0	1- 1	0- 0				
0- 2	0- 0	0- 1	NEUTRAL	0- 0	0- 1	0- 0				
3- 13	0- 8	0- 2	CONFERENCE	1- 2	2- 1	0- 0				
2- 6	0- 5	0- 1	HOME	1- 0	1- 0	0- 0				
1- 7	0- 3	0- 1	AWAY	0- 2	1- 1	0- 0				
0- 0	0- 0	0- 0	NEUTRAL	0- 0	0- 0	0- 0				

RPI 1-25				RPI 26-50				RPI 51-100				RPI 101+ Team's RPI: 136			
RPI	S	Opponent	Score	RPI	S	Opponent	Score	RPI	S	Opponent	Score	RPI	S	Opponent	Score
3	H	Mississippi St.	50 95	27	A	Central Mich.	75 92	68	H	Belmont	74 111	107	H	Middle Tenn.	54 65
5	A	Louisville	57 79	28	A	Georgia	55 67	86	A	Alabama	75 77	115	H	Iowa St.	77 74
9	A	Tennessee	73 86	28	H	Georgia	52 81	89	H	Kentucky	70 55	126	A	Saint Louis	74 69
9	H	Tennessee	64 74	30	N	Syracuse	78 84	95	A	George Washington	69 59	128	A	Tulane	59 71
15	H	South Carolina	82 95	36	H	Ball St.	79 88	98	A	Auburn	60 63	137	H	Arkansas	78 73
16	H	Texas A&M	67 91									156	A	Florida	71 88
19	A	Missouri	68 83									164	A	Ole Miss	75 72
19	H	Missouri	70 81									190	N	Wisconsin	71 73
21	H	NC State	72 83									198	H	Memphis	60 71
25	A	LSU	65 85									261	H	Lipscomb	92 82

LAST 12 Division I GAMES:															
137	H	Arkansas	78 73	9	H	Tennessee	64 74	164	A	Ole Miss	75 72				
19	A	Missouri	68 83	16	H	Texas A&M	67 91	86	A	Alabama	75 77				
156	A	Florida	71 88	15	H	South Carolina	82 95	89	H	Kentucky	70 55				
3	H	Mississippi St.	50 95												
98	A	Auburn	60 63												
28	A	Georgia	55 67												

Non-Div I Games:

Vanderbilt

Average RPI Win: 234
Average RPI Loss: 169

WON-LOST
RECORD

WINNING
PCT. RANK

LAST 10
GAMES

STRENGTH OF
SCHEDULE

OPP. STRENGTH
OF SCHEDULE

TEAM
RPI

ADJ.
RPI

CONF.
RPI

ADJ CONF.
RPI

DIV. I ONLY	7- 21	296	2- 8	192	231	290	290	20	20
DIV. I NON-CONF.	2- 10	300	0- 0	249	156	332	332	24	24
<hr/>									
TOTALS	RPI 1-25	RPI 26-50	W-L RECORDS	RPI 51-100	RPI 101-999	RPI 201+			
7- 21	0- 0	0- 1	OVERALL	1- 5	6- 15	4- 7			
5- 10	0- 0	0- 0	HOME	1- 3	4- 7	3- 3			
2- 11	0- 0	0- 0	AWAY	0- 0	2- 0	1- 0			
0- 0	0- 0	0- 0	NEUTRAL	0- 0	0- 0	0- 0			
2- 10	0- 0	0- 1	NON-CONFERENCE	0- 2	2- 7	2- 5			
2- 5	0- 0	0- 0	HOME	0- 2	2- 3	2- 2			
0- 5	0- 0	0- 1	AWAY	0- 0	0- 4	0- 3			
0- 0	0- 0	0- 0	NEUTRAL	0- 0	0- 0	0- 0			
5- 11	0- 0	0- 0	CONFERENCE	1- 3	4- 8	2- 2			
3- 5	0- 0	0- 0	HOME	1- 1	2- 4	1- 1			
2- 6	0- 0	0- 0	AWAY	0- 2	2- 4	1- 1			
0- 0	0- 0	0- 0	NEUTRAL	0- 0	0- 0	0- 0			

RPI 1-25				RPI 26-50				RPI 51-100				RPI 101+				Team's RPI: 290	
RPI	S	Opponent	Score	RPI	S	Opponent	Score	RPI	S	Opponent	Score	RPI	S	Opponent	Score		
				48	A	Miami (FL)	49 73	60	H	American	62 64	106	A	Dartmouth	56 66		
								67	H	James Madison	56 68	133	H	Northeastern	66 71		
								78	A	Maine	55 64	144	A	Hartford	52 91		
								78	H	Maine	47 79	144	H	Hartford	53 47		
								79	A	Albany (NY)	55 67	151	A	Binghamton	38 52		
								79	H	Albany (NY)	62 57	151	H	Binghamton	48 62		
												180	A	Stony Brook	57 80		
												180	H	Stony Brook	49 55		
												186	A	New Hampshire	58 53		
												186	H	New Hampshire	49 52		
												204	H	Columbia	66 73		
												212	H	Boston U.	41 57		
												244	A	Holy Cross	53 64		
												262	A	Rider	49 64		
												264	H	Howard	88 65		
												295	H	Central Conn. St.	62 48		
												308	A	FIU	70 80		
												321	A	UMBC	72 58		
												321	H	UMBC	51 52		
												347	A	UMass Lowell	60 65		
												347	H	UMass Lowell	63 55		
LAST 12 Division I GAMES:																	
				180	H	Stony Brook	49 55	186	A	New Hampshire	58 53						
				78	H	Maine	47 79	321	H	UMBC	51 52						
				144	A	Hartford	52 91	151	H	Binghamton	48 62						
				151	A	Binghamton	38 52	79	A	Albany (NY)	55 67						
				347	A	UMass Lowell	60 65	144	H	Hartford	53 47						
				79	H	Albany (NY)	62 57	186	H	New Hampshire	49 52						

Non-Div I Games:

Norwich

75 31

Vermont

Average RPI Win: 132		WON-LOST	WINNING	LAST 10	STRENGTH OF		OPP. STRENGTH	TEAM	ADJ.	CONF.	ADJ CONF.
Loss: 54		RECORD	PCT. RANK	GAMES	SCHEDULE		OF SCHEDULE	RPI	RPI	RPI	RPI
DIV. I ONLY		22- 7	45	7- 3	49		66	26	26	6	6
DIV. I NON-CONF.		10- 1	15	0- 1	24		119	9	9	6	6
TOTALS		RPI 1-25	RPI 26-50		W-L RECORDS		RPI 51-100	RPI 101-999		RPI 201+	
22- 7	2- 3	2- 1		OVERALL		3- 2	15- 1		6- 0		
9- 3	2- 1	1- 0		HOME		1- 1	5- 1		2- 0		
10- 4	0- 2	1- 1		AWAY		0- 1	9- 0		4- 0		
3- 0	0- 0	0- 0		NEUTRAL		2- 0	1- 0		0- 0		
10- 1	1- 0	1- 0		NON-CONFERENCE		2- 1	6- 0		2- 0		
2- 1	1- 0	0- 0		HOME		0- 1	1- 0		0- 0		
5- 0	0- 0	1- 0		AWAY		0- 0	4- 0		2- 0		
3- 0	0- 0	0- 0		NEUTRAL		2- 0	1- 0		0- 0		
12- 6	1- 3	1- 1		CONFERENCE		1- 1	9- 1		4- 0		
7- 2	1- 1	1- 0		HOME		1- 0	4- 1		2- 0		
5- 4	0- 2	0- 1		AWAY		0- 1	5- 0		2- 0		
0- 0	0- 0	0- 0		NEUTRAL		0- 0	0- 0		0- 0		

RPI 1-25					RPI 26-50					Team's RPI: 26					RPI 51-100					RPI 101+				
RPI	S	Opponent	Score		RPI	S	Opponent	Score		RPI	S	Opponent	Score		RPI	S	Opponent	Score						
12	H	Duke	64	55	33	A	Princeton	62	59	60	N	American	65	60	111	A	Georgetown	60	58					
23	A	DePaul	66	71	49	A	Creighton	54	69	67	N	James Madison	60	57	111	H	Georgetown	68	67					
23	H	DePaul	84	58	49	H	Creighton	55	48	69	H	Penn	77	79	120	A	Butler	69	67					
24	A	Marquette	69	90						70	A	St. John's (NY)	64	70	120	H	Butler	53	76					
24	H	Marquette	57	67						70	H	St. John's (NY)	69	52	124	A	Seton Hall	67	59					
															124	H	Seton Hall	59	53					
															141	H	Saint Joseph's	79	44					
															144	A	Hartford	71	53					
															177	A	Temple	69	65					
															184	N	Lehigh	62	42					
															210	A	Providence	63	55					
															210	H	Providence	70	43					
															216	A	Xavier	89	50					
															216	H	Xavier	75	57					
															242	A	La Salle	76	49					
															265	A	Fairfield	73	44					
LAST 12 Division I GAMES:																								
49	H	Creighton	55	48	111	H	Georgetown	68	67															
210	H	Providence	70	43	120	A	Butler	69	67															
23	A	DePaul	66	71	216	A	Xavier	89	50															
24	A	Marquette	69	90	24	H	Marquette	57	67															
124	H	Seton Hall	59	53	23	H	DePaul	84	58															
70	H	St. John's (NY)	69	52	69	H	Penn	77	79															

Non-Div I Games:

Vi l l anova

Average RPI Win: 128

Average RPI Loss: 23

WON-LOST
RECORDWINNING
PCT. RANKLAST 10
GAMESSTRENGTH OF
SCHEDULEOPP. STRENGTH
OF SCHEDULETEAM
RPIADJ.
RPICONF.
RPIADJ CONF.
RPIDIV. I ONLY
DIV. I NON-CONF.17- 12
7- 6122
1655- 5
0- 03
147
3134
7234
721
11
1

TOTALS

RPI 1-25

RPI 26-50

W-L RECORDS

RPI 51-100

RPI 101-999

RPI 201+

17- 12 1- 7
10- 6 0- 3
5- 6 1- 4
2- 0 0- 01- 4
1- 2
0- 2
0- 0OVERALL
HOME
AWAY
NEUTRAL6- 1
2- 1
2- 0
2- 09- 0
7- 0
2- 0
0- 04- 0
4- 0
0- 0
0- 07- 6 0- 2
5- 3 0- 1
0- 3 0- 1
2- 0 0- 00- 3
0- 1
0- 2
0- 0NON-CONFERENCE
HOME
AWAY
NEUTRAL3- 1
1- 1
0- 0
2- 04- 0
4- 0
0- 0
0- 04- 0
4- 0
0- 0
0- 010- 6 1- 5
5- 3 0- 2
5- 3 1- 3
0- 0 0- 01- 1
1- 1
0- 0
0- 0CONFERENCE
HOME
AWAY
NEUTRAL3- 0
1- 0
2- 0
0- 05- 0
3- 0
2- 0
0- 00- 0
0- 0
0- 0
0- 0

RPI 1-25

RPI 26-50

Team's RPI: 34

RPI 51-100

RPI 101+

RPI	S	Opponent	Score
1	H	Notre Dame	69 83
3	A	Mississippi St.	53 68
5	A	Louisville	39 51
5	H	Louisville	41 77
7	A	Florida St.	62 77
12	A	Duke	48 55
20	H	Maryland	59 60
21	A	NC State	73 63

RPI	S	Opponent	Score
28	H	Georgia	61 64
30	H	Syracuse	68 63
31	A	Dayton	46 61
41	A	Rutgers	43 52
48	H	Miami (FL)	62 77

RPI	S	Opponent	Score
53	N	Indiana	82 72
56	H	Harvard	50 48
64	A	Georgia Tech	62 56
73	H	Duquesne	63 74
76	A	Virginia Tech	64 62
76	H	Virginia Tech	61 52
82	N	Ohio	77 59

RPI	S	Opponent	Score
108	A	Wake Forest	48 41
110	H	North Carolina	82 70
157	H	Clemson	70 41
166	H	Pittsburgh	62 50
194	A	Boston College	68 57
202	H	Hampton	66 62
227	H	UNCG	68 50
257	H	Manhattan	69 47
295	H	Central Conn. St.	103 59

LAST 12 Division I GAMES:

108	A	Wake Forest	48 41	5	H	Louisville	41 77
5	A	Louisville	39 51	64	A	Georgia Tech	62 56
48	H	Miami (FL)	62 77	110	H	North Carolina	82 70
1	H	Notre Dame	69 83	76	H	Virginia Tech	61 52
76	A	Virginia Tech	64 62	12	A	Duke	48 55
7	A	Florida St.	62 77	194	A	Boston College	68 57

Non-Div I Games:

Virginia

Average RPI Win:	163	WON-LOST	WINNING	LAST 10	STRENGTH OF	OPP. STRENGTH	TEAM	ADJ.	CONF.	ADJ CONF.
Average RPI Loss:	42	RECORD	PCT. RANK	GAMES	SCHEDULE	OF SCHEDULE	RPI	RPI	RPI	RPI
DIV. I ONLY	17- 12	122	4- 6	54	37	76	76	1	1	
DIV. I NON-CONF.	11- 2	22	0- 0	166	165	54	54	1	1	

TOTALS	RPI 1-25	RPI 26-50	W-L RECORDS	RPI 51-100	RPI 101-999	RPI 201+				
17- 12	0- 5	3- 4	OVERALL	3- 1	11- 2	5- 0				
11- 4	0- 2	1- 2	HOME	2- 0	8- 0	3- 0				
5- 6	0- 3	1- 2	AWAY	1- 0	3- 1	2- 0				
1- 2	0- 0	1- 0	NEUTRAL	0- 1	0- 1	0- 0				
11- 2	0- 0	2- 0	NON-CONFERENCE	2- 1	7- 1	5- 0				
7- 0	0- 0	1- 0	HOME	1- 0	5- 0	3- 0				
3- 0	0- 0	0- 0	AWAY	1- 0	2- 0	2- 0				
1- 2	0- 0	1- 0	NEUTRAL	0- 1	0- 1	0- 0				
6- 10	0- 5	1- 4	CONFERENCE	1- 0	4- 1	0- 0				
4- 4	0- 2	0- 2	HOME	1- 0	3- 0	0- 0				
2- 6	0- 3	1- 2	AWAY	0- 0	1- 1	0- 0				
0- 0	0- 0	0- 0	NEUTRAL	0- 0	0- 0	0- 0				

RPI 1-25				RPI 26-50				RPI 51-100				RPI 101+			
RPI	S	Opponent	Score	RPI	S	Opponent	Score	RPI	S	Opponent	Score	RPI	S	Opponent	Score
1	A	Notre Dame	59 89	30	A	Syracuse	73 64	64	H	Georgia Tech	68 62	108	A	Wake Forest	56 73
5	A	Louisville	56 67	34	A	Virginia	52 61	71	N	West Virginia	61 79	110	A	North Carolina	90 74
7	A	Florida St.	62 107	34	H	Virginia	62 64	98	H	Auburn	72 63	120	N	Butler	77 79
12	H	Duke	75 86	44	H	UCF	86 69	99	A	Chattanooga	64 44	149	H	Radford	68 42
21	H	NC State	51 68	47	N	Drexel	79 67					157	H	Clemson	53 45
				48	A	Miami (FL)	46 76					166	H	Pittsburgh	89 66
				48	H	Miami (FL)	78 82					193	H	High Point	86 63

LAST 12 Division I GAMES:															
				48	A	Miami (FL)	46 76	30	A	Syracuse	73 64				
				1	A	Notre Dame	59 89	48	H	Miami (FL)	78 82				
				157	H	Clemson	53 45	64	H	Georgia Tech	68 62				
				108	A	Wake Forest	56 73	34	A	Virginia	52 61				
				34	H	Virginia	62 64	12	H	Duke	75 86				
				110	A	North Carolina	90 74	7	A	Florida St.	62 107				

Non-Div I Games:

Virginia Tech

Average RPI Win: 293
Average RPI Loss: 206

WON-LOST
RECORD

WINNING
PCT. RANK

LAST 10
GAMES

STRENGTH OF
SCHEDULE

OPP. STRENGTH
OF SCHEDULE

TEAM
RPI





































































ADJ.
RPI

CONF.
RPI

ADJ CONF.
RPI





DIV. I ONLY	5- 21	318	3- 7	278	316	331	331	29	29
DIV. I NON-CONF.	1- 9	318	0- 0	133	215	302	302	29	29

TOTALS	RPI 1-25	RPI 26-50	W-L RECORDS	RPI 51-100	RPI 101-999	RPI 201+			
5- 21	0- 0	0- 1	OVERALL	0- 3	5- 17	5- 12			
4- 8	0- 0	0- 1	HOME	0- 0	4- 7	4- 4			
1- 13	0- 0	0- 0	AWAY	0- 3	1- 10	1- 8			
0- 0	0- 0	0- 0	NEUTRAL	0- 0	0- 0	0- 0			
1- 9	0- 0	0- 1	NON-CONFERENCE	0- 3	1- 5	1- 2			
1- 2	0- 0	0- 1	HOME	0- 0	1- 1	1- 0			
0- 7	0- 0	0- 0	AWAY	0- 3	0- 4	0- 2			
0- 0	0- 0	0- 0	NEUTRAL	0- 0	0- 0	0- 0			
4- 12	0- 0	0- 0	CONFERENCE	0- 0	4- 12	4- 10			
3- 6	0- 0	0- 0	HOME	0- 0	3- 6	3- 4			
1- 6	0- 0	0- 0	AWAY	0- 0	1- 6	1- 6			
0- 0	0- 0	0- 0	NEUTRAL	0- 0	0- 0	0- 0			

RPI 1-25	RPI 26-50	RPI 51-100	RPI 101+	Team's RPI: 331
RPI S Opponent Score	RPI S Opponent Score	RPI S Opponent Score	RPI S Opponent Score	RPI S Opponent Score
	33  Princeton 37  58	67  James Madison 45  68	118  Saint Francis (PA) 76  79	
		76  Virginia Tech 32  99	129  Robert Morris 52  58	
		79  Albany (NY) 44  89	177  Temple 36  70	
			180  Stony Brook 50  69	
			186  New Hampshire 53  65	
			231  Lafayette 52  70	
			260  Sacred Heart 49  61	
			260  Sacred Heart 55  72	
			266  Towson 42  64	
			270  St. Francis Brooklyn 76  80	
			270  St. Francis Brooklyn 50 47	
			272  LIU Brooklyn 69  74	
			272  LIU Brooklyn 52 44	
			278  Fairleigh Dickinson 61  62	
			278  Fairleigh Dickinson 64  74	
			285  Bryant 75 66	
			285  Bryant 60  70	
			292  Mt. St. Mary's 56  79	
			292  Mt. St. Mary's 69 68	
			295  Central Conn. St. 56  59	
			295  Central Conn. St. 64  66	
			344  Longwood 60 43	
LAST 12 Division I GAMES:				
292  Mt. St. Mary's 69 68	270  St. Francis Brooklyn 50 47	292  Mt. St. Mary's 56  79		
285  Bryant 60  70	118  Saint Francis (PA) 76  79	129  Robert Morris 52  58		
295  Central Conn. St. 64  66	270  St. Francis Brooklyn 76  80	272  LIU Brooklyn 69  74		
278  Fairleigh Dickinson 61  62				
260  Sacred Heart 49  61				
272  LIU Brooklyn 52 44				

Non-Div I Games: Staten Island 63 58

Wagner

 Loss,  Non-Conf, S Site,  Home  Away N Neutral

Average RPI		Win: 179	WON-LOST RECORD	WINNING PCT. RANK	LAST 10 GAMES	STRENGTH OF SCHEDULE	OPP. STRENGTH OF SCHEDULE	TEAM RPI	ADJ. RPI	CONF. RPI	ADJ. CONF. RPI
Loss: 53											
DIV. I ONLY			13- 16	204	3- 7	56	23	108	108	1	1
DIV. I NON-CONF.			8- 5	111	0- 0	221	113	138	138	1	1
TOTALS		RPI 1-25		RPI 26-50		W-L RECORDS		RPI 51-100		RPI 101-999	RPI 201+
13- 16	0- 7			1- 4		OVERALL		2- 2		10- 3	5- 1
6- 8	0- 4			0- 2		HOME		2- 0		4- 2	3- 0
7- 6	0- 3			1- 1		AWAY		0- 2		6- 0	2- 0
0- 2	0- 0			0- 1		NEUTRAL		0- 0		0- 1	0- 1
8- 5	0- 0			0- 2		NON-CONFERENCE		1- 1		7- 2	5- 1
5- 1	0- 0			0- 0		HOME		1- 0		4- 1	3- 0
3- 2	0- 0			0- 1		AWAY		0- 1		3- 0	2- 0
0- 2	0- 0			0- 1		NEUTRAL		0- 0		0- 1	0- 1
5- 11	0- 7			1- 2		CONFERENCE		1- 1		3- 1	0- 0
1- 7	0- 4			0- 2		HOME		1- 0		0- 1	0- 0
4- 4	0- 3			1- 0		AWAY		0- 1		3- 0	0- 0
0- 0	0- 0			0- 0		NEUTRAL		0- 0		0- 0	0- 0

RPI 1-25				RPI 26-50				RPI 51-100				RPI 101+				Team's RPI: 108	
RPI	S	Opponent	Score	RPI	S	Opponent	Score	RPI	S	Opponent	Score	RPI	S	Opponent	Score		
1	H	Notre Dame	73 96	30	H	Syracuse	61 71	51	H	Elon	53 51	110	H	North Carolina	76 79		
5	A	Louisville	52 89	34	H	Virginia	41 48	64	A	Georgia Tech	67 79	124	H	Seton Hall	57 67		
7	H	Florida St.	79 81	41	A	Rutgers	51 65	76	H	Virginia Tech	73 56	155	H	Charlotte	71 69		
12	A	Duke	51 59	46	N	Minnesota	81 93	87	A	Penn St.	58 68	157	A	Clemson	61 55		
12	H	Duke	67 80	48	A	Miami (FL)	61 50					166	A	Pittsburgh	58 49		
21	A	NC State	61 74									194	A	Boston College	67 59		
21	H	NC State	68 82									200	A	Richmond	85 81		
												216	A	Xavier	62 57		
												239	N	Hofstra	66 69		
												241	H	Texas Southern	73 56		
												273	H	Appalachian St.	78 49		
												274	A	Col. of Charleston	77 40		
												277	H	UMES	92 50		
LAST 12 Division I GAMES:																	
				34	H	Virginia	41 48	194	A	Boston College	67 59						
				157	A	Clemson	61 55	5	A	Louisville	52 89						
				21	A	NC State	61 74	21	H	NC State	68 82						
				76	H	Virginia Tech	73 56	64	A	Georgia Tech	67 79						
				30	H	Syracuse	61 71	7	H	Florida St.	79 81						
				12	A	Duke	51 59	110	H	North Carolina	76 79						

Non-Div I Games:

Wake Forest

■ Loss, ■ Non-Conf, S Site, H Home A Away N Neutral

Average RPI Win:	178	WON-LOST	WINNING	LAST 10	STRENGTH OF	OPP. STRENGTH	TEAM	ADJ.	CONF.	ADJ CONF.
Average RPI Loss:	72	RECORD	PCT. RANK	GAMES	SCHEDULE	OF SCHEDULE	RPI	RPI	RPI	RPI
DIV. I ONLY	7- 22	302	0- 10	27	50	197	197	5	5	
DIV. I NON-CONF.	6- 5	153	0- 0	66	102	104	104	3	3	

TOTALS	RPI 1-25	RPI 26-50	W-L RECORDS	RPI 51-100	RPI 101-999	RPI 201+				
7- 22	0- 7	1- 5	OVERALL	0- 3	6- 7	3- 1				
5- 9	0- 3	0- 3	HOME	0- 1	5- 2	3- 0				
1- 11	0- 3	0- 2	AWAY	0- 2	1- 4	0- 1				
1- 2	0- 1	1- 0	NEUTRAL	0- 0	0- 1	0- 0				
6- 5	0- 2	1- 0	NON-CONFERENCE	0- 0	5- 3	3- 0				
4- 1	0- 0	0- 0	HOME	0- 0	4- 1	3- 0				
1- 2	0- 1	0- 0	AWAY	0- 0	1- 1	0- 0				
1- 2	0- 1	1- 0	NEUTRAL	0- 0	0- 1	0- 0				
1- 17	0- 5	0- 5	CONFERENCE	0- 3	1- 4	0- 1				
1- 8	0- 3	0- 3	HOME	0- 1	1- 1	0- 0				
0- 9	0- 2	0- 2	AWAY	0- 2	0- 3	0- 1				
0- 0	0- 0	0- 0	NEUTRAL	0- 0	0- 0	0- 0				

RPI 1-25				RPI 26-50				RPI 51-100				RPI 101+				Team's RPI: 197
RPI	S	Opponent	Score	RPI	S	Opponent	Score	RPI	S	Opponent	Score	RPI	S	Opponent	Score	
6	A	Ohio St.	76 85	35	A	Oregon St.	63 75	57	A	Arizona St.	41 61	105	A	Washington St.	75 78	
8	A	Oregon	83 94	35	H	Oregon St.	57 95	100	A	Utah	46 81	105	H	Washington St.	56 49	
8	H	Oregon	63 76	40	A	Cal i forni a	60 69	100	H	Utah	65 74	110	N	North Carolina	78 90	
10	H	UCLA	69 86	40	H	Cal i forni a	67 83					134	H	Idaho St.	59 79	
11	N	Texas	68 92	45	H	Southern Cal i forni a	61 72					143	H	BYU	80 72	
13	A	Stanford	45 71	49	N	Creighton	67 64					147	A	Boise St.	62 85	
13	H	Stanford	79 86									148	A	Idaho	81 69	
												150	A	Col orado	56 76	
												150	H	Col orado	61 66	
												223	H	Seattle U	84 76	
												258	H	Grand Canyon	79 65	
												276	A	Ari zona	70 72	
												317	H	Portland	93 67	

LAST 12 Division I GAMES:																
40	H	Cal i forni a	67 83	276	A	Ari zona	70 72									
13	H	Stanford	79 86	57	A	Ari zona St.	41 61									
100	A	Utah	46 81	45	H	Southern Cal i forni a	61 72									
150	A	Col orado	56 76	10	H	UCLA	69 86									
35	H	Oregon St.	57 95	105	H	Washington St.	56 49									
8	H	Oregon	63 76	105	A	Washington St.	75 78									

Non-Div I Games:

Washington

■ Loss,
 ■ Non-Conf,
 ■ S Site,
 ■ Home
 ■ A Away
 N Neutral

Average RPI Win:	138	WON-LOST	WINNING	LAST 10	STRENGTH OF	OPP. STRENGTH	TEAM	ADJ.	CONF.	ADJ CONF.
Average RPI Loss:	59	RECORD	PCT. RANK	GAMES	SCHEDULE	OF SCHEDULE	RPI	RPI	RPI	RPI
DIV. I ONLY	10- 19	257	1- 9	11	57	105	105	5	5	
DIV. I NON-CONF.	7- 5	132	0- 0	7	65	29	29	3	3	

TOTALS	RPI 1-25	RPI 26-50	W-L RECORDS	RPI 51-100	RPI 101-999	RPI 201+				
10- 19	0- 5	1- 6	OVERALL	1- 6	8- 2	1- 0				
4- 8	0- 2	0- 4	HOME	0- 2	4- 0	0- 0				
4- 10	0- 2	0- 2	AWAY	1- 4	3- 2	1- 0				
2- 1	0- 1	1- 0	NEUTRAL	0- 0	1- 0	0- 0				
7- 5	0- 1	1- 1	NON-CONFERENCE	1- 3	5- 0	0- 0				
2- 2	0- 0	0- 1	HOME	0- 1	2- 0	0- 0				
3- 2	0- 0	0- 0	AWAY	1- 2	2- 0	0- 0				
2- 1	0- 1	1- 0	NEUTRAL	0- 0	1- 0	0- 0				
3- 14	0- 4	0- 5	CONFERENCE	0- 3	3- 2	1- 0				
2- 6	0- 2	0- 3	HOME	0- 1	2- 0	0- 0				
1- 8	0- 2	0- 2	AWAY	0- 2	1- 2	1- 0				
0- 0	0- 0	0- 0	NEUTRAL	0- 0	0- 0	0- 0				

RPI 1-25				RPI 26-50				RPI 51-100				RPI 101+				Team's RPI: 105
RPI	S	Opponent	Score	RPI	S	Opponent	Score	RPI	S	Opponent	Score	RPI	S	Opponent	Score	
8	A	Oregon	56 89	35	A	Oregon St.	53 71	57	A	Arizona St.	51 77	113	N	ETSU	80 76	
8	H	Oregon	79 90	35	H	Oregon St.	61 63	58	A	UC Davis	76 91	126	H	Saint Louis	85 63	
10	H	UCLA	71 79	39	H	Gonzaga	56 64	65	A	Nebraska	73 61	131	A	San Francisco	74 70	
13	A	Stanford	57 70	40	A	Cal i forni a	60 66	75	A	Saint Mary's (CA)	75 81	134	H	Idaho St.	72 55	
18	N	South Fla.	45 82	40	H	Cal i forni a	54 67	89	H	Kentucky	68 73	147	A	Boise St.	61 53	
				41	N	Rutgers	63 60	100	A	Utah	50 54	150	A	Col orado	69 72	
				45	H	Southern Cal i forni a	72 73	100	H	Utah	79 81	150	H	Col orado	89 75	
												197	A	Washi ngton	49 56	
												197	H	Washi ngton	78 75	
												276	A	Ari zona	78 60	

LAST 12 Division I GAMES:																
				40	H	Cal i forni a	54 67	276	A	Ari zona	78 60					
				150	A	Col orado	69 72	10	H	UCLA	71 79					
				100	A	Utah	50 54	45	H	Southern Cal i forni a	72 73					
				8	H	Oregon	79 90	197	A	Washi ngton	49 56					
				35	H	Oregon St.	61 63	197	H	Washi ngton	78 75					
				57	A	Ari zona St.	51 77	40	A	Cal i forni a	60 66					

Non-Div I Games:

Washington St.

■ Loss,
 ■ Non-Conf,
 ■ S Site,
 ■ Home
 ■ A Away
 N Neutral

Average RPI Win:	242	WON-LOST	WINNING	LAST 10	STRENGTH OF	OPP. STRENGTH	TEAM	ADJ.	CONF.	ADJ CONF.
Average RPI Loss:	128	RECORD	PCT. RANK	GAMES	SCHEDULE	OF SCHEDULE	RPI	RPI	RPI	RPI
DIV. I ONLY	16- 9	98	5- 5	312	143	153	153	19	19	
DIV. I NON-CONF.	6- 3	87	0- 0	320	161	180	180	13	13	

TOTALS	RPI 1-25	RPI 26-50	W-L RECORDS	RPI 51-100	RPI 101-999	RPI 201+				
16- 9	0- 1	1- 1	OVERALL	0- 1	15- 6	11- 1				
10- 2	0- 0	1- 0	HOME	0- 1	9- 1	7- 0				
6- 7	0- 1	0- 1	AWAY	0- 0	6- 5	4- 1				
0- 0	0- 0	0- 0	NEUTRAL	0- 0	0- 0	0- 0				
6- 3	0- 1	0- 0	NON-CONFERENCE	0- 1	6- 1	6- 0				
4- 1	0- 0	0- 0	HOME	0- 1	4- 0	4- 0				
2- 2	0- 1	0- 0	AWAY	0- 0	2- 1	2- 0				
0- 0	0- 0	0- 0	NEUTRAL	0- 0	0- 0	0- 0				
10- 6	0- 0	1- 1	CONFERENCE	0- 0	9- 5	5- 1				
6- 1	0- 0	1- 0	HOME	0- 0	5- 1	3- 0				
4- 5	0- 0	0- 1	AWAY	0- 0	4- 4	2- 1				
0- 0	0- 0	0- 0	NEUTRAL	0- 0	0- 0	0- 0				

RPI 1-25				RPI 26-50				RPI 51-100				RPI 101+				Team's RPI: 153
RPI	S	Opponent	Score	RPI	S	Opponent	Score	RPI	S	Opponent	Score	RPI	S	Opponent	Score	
8	A	Oregon	87 114	37	A	Northern Colo.	69 71	100	H	Utah	58 85	130	A	Fresno St.	78 81	
				37	H	Northern Colo.	82 73					134	A	Idaho St.	76 70	
												134	H	Idaho St.	84 73	
												135	A	Portland St.	64 77	
												135	H	Portland St.	60 62	
												145	A	Eastern Wash.	68 77	
												148	A	Idaho	105 88	
												161	A	North Dakota	67 80	
												161	H	North Dakota	80 69	
												214	A	CSUN	64 61	
												245	H	Pepperdine	71 61	
												289	A	Sacramento St.	78 56	
												289	H	Sacramento St.	86 73	
												302	A	Northern Ariz.	75 76	
												302	H	Northern Ariz.	77 63	
												306	H	Incarnate Word	79 55	
												310	H	Air Force	62 52	
												317	A	Portland	91 70	
												322	H	Utah Valley	75 57	
												329	A	Southern Utah	77 64	
												329	H	Southern Utah	65 50	
LAST 12 Division I GAMES:																
148	A	Idaho	105 88	302	H	Northern Ariz.	77 63									
145	A	Eastern Wash.	68 77	329	H	Southern Utah	65 50									
289	H	Sacramento St.	86 73	134	H	Idaho St.	84 73									
135	H	Portland St.	60 62	135	A	Portland St.	64 77									
37	A	Northern Colo.	69 71	289	A	Sacramento St.	78 56									
161	A	North Dakota	67 80	161	H	North Dakota	80 69									

Non-Div I Games: Westminster (UT) 64 58 Antelope Valley 80 70

Weber St.

Average RPI Win:	167	WON-LOST	WINNING	LAST 10	STRENGTH OF	OPP. STRENGTH	TEAM	ADJ.	CONF.	ADJ CONF.
Average RPI Loss:	39	RECORD	PCT. RANK	GAMES	SCHEDULE	OF SCHEDULE	RPI	RPI	RPI	RPI
DIV. I ONLY	20- 9	68	5- 5	88	51	71	71	4	4	
DIV. I NON-CONF.	12- 0	1	0- 0	176	176	20	20	5	5	

TOTALS	RPI 1-25	RPI 26-50	W-L RECORDS	RPI 51-100	RPI 101-999	RPI 201+				
20- 9	1- 3	1- 2	OVERALL	3- 4	15- 0	7- 0				
10- 6	0- 2	0- 1	HOME	0- 3	10- 0	6- 0				
6- 3	1- 1	0- 1	AWAY	2- 1	3- 0	1- 0				
4- 0	0- 0	1- 0	NEUTRAL	1- 0	2- 0	0- 0				
12- 0	1- 0	1- 0	NON-CONFERENCE	1- 0	9- 0	5- 0				
7- 0	0- 0	0- 0	HOME	0- 0	7- 0	5- 0				
1- 0	1- 0	0- 0	AWAY	0- 0	0- 0	0- 0				
4- 0	0- 0	1- 0	NEUTRAL	1- 0	2- 0	0- 0				
8- 9	0- 3	0- 2	CONFERENCE	2- 4	6- 0	2- 0				
3- 6	0- 2	0- 1	HOME	0- 3	3- 0	1- 0				
5- 3	0- 1	0- 1	AWAY	2- 1	3- 0	1- 0				
0- 0	0- 0	0- 0	NEUTRAL	0- 0	0- 0	0- 0				

RPI 1-25				RPI 26-50				RPI 51-100				RPI 101+			
RPI	S	Opponent	Score	RPI	S	Opponent	Score	RPI	S	Opponent	Score	RPI	S	Opponent	Score
4	H	Bayl or	72 83	29	A	Okl ahoma	57 76	52	A	Okl ahoma St.	73 79	115	A	Iowa St.	69 59
11	A	Texas	58 79	29	H	Okl ahoma	77 79	52	H	Okl ahoma St.	69 79	115	H	Iowa St.	57 49
11	H	Texas	55 73	47	N	Drexel	75 42	74	A	TCU	87 82	120	N	Butl er	75 68
16	A	Texas A&M	70 56					74	H	TCU	74 76	149	N	Radford	75 55
								76	N	Vi rgi ni a Tech	79 61	152	A	Kansas	74 54
								91	A	Kansas St.	75 66	152	H	Kansas	76 46
								91	H	Kansas St.	52 60	166	H	Pi ttsburgh	73 52
												187	H	Morehead St.	66 56
												233	A	Texas Tech	74 60
												233	H	Texas Tech	82 52
												247	H	North Florida	87 59
												263	H	Morgan St.	84 41
												289	H	Sacramento St.	101 47
												295	H	Central Conn. St.	102 52
												316	H	Coppi n St.	101 43

LAST 12 Division I GAMES:															
52	H	Okl ahoma St.	69 79	29	A	Okl ahoma	57 76								
91	A	Kansas St.	75 66	4	H	Bayl or	72 83								
29	H	Okl ahoma	77 79	233	H	Texas Tech	82 52								
152	H	Kansas	76 46	115	A	Iowa St.	69 59								
233	A	Texas Tech	74 60	52	A	Okl ahoma St.	73 79								
11	H	Texas	55 73	74	H	TCU	74 76								

Non-Div I Games:

West Virginia

Average RPI Win:	224	WON-LOST	WINNING	LAST 10	STRENGTH OF	OPP. STRENGTH	TEAM	ADJ.	CONF.	ADJ CONF.
Average RPI Loss:	177	RECORD	PCT. RANK	GAMES	SCHEDULE	OF SCHEDULE	RPI	RPI	RPI	RPI
DIV. I ONLY	3- 24	334	1- 8	137	268	318	318	17	17	
DIV. I NON-CONF.	2- 11	305	0- 0	146	346	309	309	17	17	

TOTALS	RPI 1-25	RPI 26-50	W-L RECORDS	RPI 51-100	RPI 101-999	RPI 201+				
3- 24	0- 1	0- 1	OVERALL	0- 4	3- 18	2- 9				
2- 10	0- 0	0- 0	HOME	0- 2	2- 8	1- 4				
1- 14	0- 1	0- 1	AWAY	0- 2	1- 10	1- 5				
0- 0	0- 0	0- 0	NEUTRAL	0- 0	0- 0	0- 0				
2- 11	0- 1	0- 1	NON-CONFERENCE	0- 0	2- 9	1- 6				
2- 3	0- 0	0- 0	HOME	0- 0	2- 3	1- 2				
0- 8	0- 1	0- 1	AWAY	0- 0	0- 6	0- 4				
0- 0	0- 0	0- 0	NEUTRAL	0- 0	0- 0	0- 0				
1- 13	0- 0	0- 0	CONFERENCE	0- 4	1- 9	1- 3				
0- 7	0- 0	0- 0	HOME	0- 2	0- 5	0- 2				
1- 6	0- 0	0- 0	AWAY	0- 2	1- 4	1- 1				
0- 0	0- 0	0- 0	NEUTRAL	0- 0	0- 0	0- 0				

RPI 1-25				RPI 26-50				RPI 51-100				RPI 101+				Team's RPI: 318
RPI	S	Opponent	Score	RPI	S	Opponent	Score	RPI	S	Opponent	Score	RPI	S	Opponent	Score	
15	A	South Carolina	43 101	28	A	Georgia	50 76	54	A	Mercer	50 72	113	A	ETSU	50 66	
								54	H	Mercer	46 53	113	H	ETSU	46 76	
								99	A	Chattanooga	32 47	149	H	Radford	39 27	
								99	H	Chattanooga	41 58	171	A	Samford	54 62	
												171	H	Samford	32 50	
												175	A	Furman	46 66	
												175	H	Furman	59 68	
												176	H	Davidson	57 70	
												178	A	UT Martin	54 62	
												193	A	High Point	69 75	
												203	A	N. C. A&T	59 68	
												218	A	Gardner-Webb	67 70	
												226	H	UNC Asheville	62 52	
												227	A	UNCG	54 57	
												227	H	UNCG	67 88	
												269	A	Campbell	51 58	
												298	A	Wofford	68 62	
												298	H	Wofford	48 54	
												315	H	Eastern Ky.	59 62	
												328	A	South Carolina St.	45 75	
												341	H	Florida A&M	63 80	

LAST 12 Division I GAMES:																
227	A	UNCG	54 57	99	H	Chattanooga	41 58									
171	H	Samford	32 50	227	H	UNCG	67 88									
54	H	Mercer	46 53	54	A	Mercer	50 72									
175	A	Furman	46 66	171	A	Samford	54 62									
298	A	Wofford	68 62	298	H	Wofford	48 54									
113	H	ETSU	46 76	175	H	Furman	59 68									

Non-Div I Games: Warren Wilson 114 54 Brevard 79 34

Western Caro.

Average RPI Win:	234	WON-LOST	WINNING	LAST 10	STRENGTH OF	OPP. STRENGTH	TEAM	ADJ.	CONF.	ADJ CONF.
Average RPI Loss:	90	RECORD	PCT. RANK	GAMES	SCHEDULE	OF SCHEDULE	RPI	RPI	RPI	RPI
DIV. I ONLY	18- 8	67	6- 3	227	171	101	101	13	13	
DIV. I NON-CONF.	8- 4	87	0- 0	286	186	128	128	16	16	

TOTALS	RPI 1-25	RPI 26-50	W-L RECORDS	RPI 51-100	RPI 101-999	RPI 201+				
18- 8	1- 0	0- 3	OVERALL	0- 2	17- 3	12- 1				
8- 3	0- 0	0- 1	HOME	0- 1	8- 1	6- 0				
10- 5	1- 0	0- 2	AWAY	0- 1	9- 2	6- 1				
0- 0	0- 0	0- 0	NEUTRAL	0- 0	0- 0	0- 0				
8- 4	1- 0	0- 1	NON-CONFERENCE	0- 0	7- 3	6- 1				
3- 1	0- 0	0- 0	HOME	0- 0	3- 1	3- 0				
5- 3	1- 0	0- 1	AWAY	0- 0	4- 2	3- 1				
0- 0	0- 0	0- 0	NEUTRAL	0- 0	0- 0	0- 0				
10- 4	0- 0	0- 2	CONFERENCE	0- 2	10- 0	6- 0				
5- 2	0- 0	0- 1	HOME	0- 1	5- 0	3- 0				
5- 2	0- 0	0- 1	AWAY	0- 1	5- 0	3- 0				
0- 0	0- 0	0- 0	NEUTRAL	0- 0	0- 0	0- 0				

RPI 1-25				RPI 26-50				RPI 51-100				RPI 101+				Team's RPI: 101
RPI	S	Opponent	Score	RPI	S	Opponent	Score	RPI	S	Opponent	Score	RPI	S	Opponent	Score	
13	A	Stanford	71 64	32	A	South Dakota St.	48 84	59	A	South Dakota	81 92	117	H	Milwaukee	67 77	
				32	H	South Dakota St.	42 70	59	H	South Dakota	58 82	121	A	Northern Ill.	94 96	
				39	A	Gonzaga	65 80					139	A	Wichita St.	78 65	
												172	A	Denver	77 61	
												172	H	Denver	118 93	
												181	A	Oral Roberts	85 63	
												181	H	Oral Roberts	56 49	
												219	H	Southeast Mo. St.	87 59	
												221	A	Illinois	77 67	
												238	A	Omaha	90 51	
												238	H	Omaha	103 68	
												243	A	Austin Peay	81 68	
												259	A	Bradley	80 87	
												283	H	UMKC	90 71	
												286	A	North Dakota St.	77 60	
												286	H	North Dakota St.	97 72	
												325	A	Fort Wayne	100 64	
												325	H	Fort Wayne	91 44	
												345	A	Chicago St.	83 45	
												345	H	Chicago St.	71 54	

LAST 12 Division I GAMES:																
172	A	Denver	77 61	286	H	North Dakota St.	97 72	172	H	Denver	118 93					
286	A	North Dakota St.	77 60	32	A	South Dakota St.	48 84	32	A	South Dakota St.						
32	H	South Dakota St.	42 70	325	H	Fort Wayne	91 44	325	H	Fort Wayne						
238	H	Omaha	103 68	238	A	Omaha	90 51	238	A	Omaha						
181	A	Oral Roberts	85 63	181	H	Oral Roberts	56 49									
59	A	South Dakota	81 92													

Non-Div I Games: Illinois Col. 122 40 William Woods 96 57 Eureka 98 46

Western Ill.

Average RPI Win:	205	WON-LOST	WINNING	LAST 10	STRENGTH OF	OPP. STRENGTH	TEAM	ADJ.	CONF.	ADJ CONF.
Average RPI Loss:	49	RECORD	PCT. RANK	GAMES	SCHEDULE	OF SCHEDULE	RPI	RPI	RPI	RPI
DIV. I ONLY	20- 6	42	9- 1	98	137	42	42	18	18	
DIV. I NON-CONF.	8- 4	87	0- 0	56	39	41	41	20	20	

TOTALS	RPI 1-25	RPI 26-50	W-L RECORDS	RPI 51-100	RPI 101-999	RPI 201+				
20- 6	1- 2	0- 1	OVERALL	2- 2	17- 1	11- 0				
10- 1	0- 1	0- 0	HOME	0- 0	10- 0	8- 0				
6- 5	0- 1	0- 1	AWAY	0- 2	6- 1	3- 0				
4- 0	1- 0	0- 0	NEUTRAL	2- 0	1- 0	0- 0				
8- 4	1- 2	0- 1	NON-CONFERENCE	2- 1	5- 0	3- 0				
2- 1	0- 1	0- 0	HOME	0- 0	2- 0	2- 0				
2- 3	0- 1	0- 1	AWAY	0- 1	2- 0	1- 0				
4- 0	1- 0	0- 0	NEUTRAL	2- 0	1- 0	0- 0				
12- 2	0- 0	0- 0	CONFERENCE	0- 1	12- 1	8- 0				
8- 0	0- 0	0- 0	HOME	0- 0	8- 0	6- 0				
4- 2	0- 0	0- 0	AWAY	0- 1	4- 1	2- 0				
0- 0	0- 0	0- 0	NEUTRAL	0- 0	0- 0	0- 0				

Western Ky.

Western Ky.

RPI 1-25				RPI 26-50				Team's RPI: 42				RPI 51-100				RPI 101+			
RPI	S	Opponent	Score	RPI	S	Opponent	Score	RPI	S	Opponent	Score	RPI	S	Opponent	Score	RPI	S	Opponent	Score
1	H	Notre Dame	65 78	36	A	Bal I St.	81 93	53	A	Indiana	71 73	102	A	Rice	58 73				
17	A	Iowa	97 104					54	N	Mercer	67 62	107	A	Middle Tenn.	76 60				
19	N	Missouri	79 76					63	N	Toledo	70 56	107	H	Middle Tenn.	57 43				
								83	A	UAB	61 79	140	A	Louisiana Tech	74 64				
												155	H	Charlotte	83 61				
												159	A	Southern Ill.	75 49				
												185	N	Stetson	66 58				
												208	H	Southern Miss.	81 60				
												222	A	North Texas	79 65				
												230	H	Fla. Atlantic	82 63				
												267	H	UTSA	73 38				
												280	H	Old Dominion	62 48				
												301	A	Marshall I	86 66				
												301	H	Marshall I	77 50				
												308	H	FIU	101 47				
												309	A	Georgia St.	74 63				
												340	H	Mississippi Val.	87 48				
												349	H	Evansville	92 54				
LAST 12 Division I GAMES:																			
155	H	Charlotte	83 61	140	A	Louisiana Tech	74 64												
301	H	Marshall I	77 50	222	A	North Texas	79 65												
107	A	Middle Tenn.	76 60	301	A	Marshall I	86 66												
102	A	Rice	58 73	267	H	UTSA	73 38												
280	H	Old Dominion	62 48	83	A	UAB	61 79												
230	H	Fla. Atlantic	82 63	308	H	FIU	101 47												

Non-Div I Games: Lee

88 64

Western Ky.

Average RPI Win:	198	WON-LOST	WINNING	LAST 10	STRENGTH OF	OPP. STRENGTH	TEAM	ADJ.	CONF.	ADJ CONF.
Average RPI Loss:	60	RECORD	PCT. RANK	GAMES	SCHEDULE	OF SCHEDULE	RPI	RPI	RPI	RPI
DIV. I ONLY	11- 14	212	4- 6	68	77	116	116	7	7	
DIV. I NON-CONF.	4- 5	202	0- 0	126	59	120	120	8	8	

TOTALS	RPI 1-25	RPI 26-50	W-L RECORDS	RPI 51-100	RPI 101-999	RPI 201+				
11- 14	0- 2	0- 5	OVERALL	1- 6	10- 1	7- 1				
5- 4	0- 0	0- 2	HOME	1- 2	4- 0	3- 0				
5- 8	0- 2	0- 2	AWAY	0- 3	5- 1	4- 1				
1- 2	0- 0	0- 1	NEUTRAL	0- 1	1- 0	0- 0				
4- 5	0- 1	0- 1	NON-CONFERENCE	0- 3	4- 0	3- 0				
1- 0	0- 0	0- 0	HOME	0- 0	1- 0	1- 0				
2- 3	0- 1	0- 0	AWAY	0- 2	2- 0	2- 0				
1- 2	0- 0	0- 1	NEUTRAL	0- 1	1- 0	0- 0				
7- 9	0- 1	0- 4	CONFERENCE	1- 3	6- 1	4- 1				
4- 4	0- 0	0- 2	HOME	1- 2	3- 0	2- 0				
3- 5	0- 1	0- 2	AWAY	0- 1	3- 1	2- 1				
0- 0	0- 0	0- 0	NEUTRAL	0- 0	0- 0	0- 0				

RPI 1-25				RPI 26-50				RPI 51-100				RPI 101+				Team's RPI: 116
RPI	S	Opponent	Score	RPI	S	Opponent	Score	RPI	S	Opponent	Score	RPI	S	Opponent	Score	
14	A	Buffalo	49 71	27	A	Central Mich.	70 74	61	A	Michigan St.	62 65	113	N	ETSU	87 79	
17	A	Iowa	56 79	27	H	Central Mich.	62 78	63	A	Toledo	68 69	121	H	Northern Ill.	88 83	
				36	A	Ball St.	58 85	63	H	Toledo	73 78	163	A	Kent St.	66 61	
				36	H	Ball St.	71 81	70	N	St. John's (NY)	48 76	209	A	Bowling Green	81 67	
				41	N	Rutgers	64 75	82	H	Ohio	54 69	209	H	Bowling Green	67 58	
								84	H	Miami (OH)	81 70	210	A	Eastern Mich.	67 69	
								94	A	New Mexico	76 88	215	A	Akron	59 51	
												215	H	Akron	76 60	
												220	A	New Mexico St.	64 55	
												304	A	Loyola Chicago	65 47	
												320	H	Detroit Mercy	74 62	

LAST 12 Division I GAMES:																
27	H	Central Mich.	62 78	63	H	Toledo	73 78									
36	A	Ball St.	58 85	27	A	Central Mich.	70 74									
63	A	Toledo	68 69	215	A	Akron	59 51									
36	H	Ball St.	71 81	84	H	Miami (OH)	81 70									
209	A	Bowling Green	81 67	210	A	Eastern Mich.	67 69									
215	H	Akron	76 60	82	H	Ohio	54 69									

Non-Div I Games: Goshen 87 36 Kentucky St. 85 50 Olivet 86 37

Western Mich.

Average RPI Win:	188	WON-LOST	WINNING	LAST 10	STRENGTH OF	OPP. STRENGTH	TEAM	ADJ.	CONF.	ADJ CONF.
Average RPI Loss:	89	RECORD	PCT. RANK	GAMES	SCHEDULE	OF SCHEDULE	RPI	RPI	RPI	RPI
DIV. I ONLY	13- 16	204	6- 4	82	85	139	139	8	8	
DIV. I NON-CONF.	5- 9	238	0- 0	80	106	196	196	7	7	

TOTALS	RPI 1-25	RPI 26-50	W-L RECORDS	RPI 51-100	RPI 101-999	RPI 201+				
13- 16	1- 2	0- 3	OVERALL	1- 6	11- 5	3- 2				
9- 5	1- 0	0- 0	HOME	1- 2	7- 3	3- 0				
3- 10	0- 2	0- 3	AWAY	0- 4	3- 1	0- 1				
1- 1	0- 0	0- 0	NEUTRAL	0- 0	1- 1	0- 1				
5- 9	0- 1	0- 2	NON-CONFERENCE	1- 4	4- 2	3- 1				
4- 2	0- 0	0- 0	HOME	1- 1	3- 1	3- 0				
0- 6	0- 1	0- 2	AWAY	0- 3	0- 0	0- 0				
1- 1	0- 0	0- 0	NEUTRAL	0- 0	1- 1	0- 1				
8- 7	1- 1	0- 1	CONFERENCE	0- 2	7- 3	0- 1				
5- 3	1- 0	0- 0	HOME	0- 1	4- 2	0- 0				
3- 4	0- 1	0- 1	AWAY	0- 1	3- 1	0- 1				
0- 0	0- 0	0- 0	NEUTRAL	0- 0	0- 0	0- 0				

RPI 1-25				RPI 26-50				RPI 51-100				RPI 101+ Team's RPI: 139			
RPI	S	Opponent	Score	RPI	S	Opponent	Score	RPI	S	Opponent	Score	RPI	S	Opponent	Score
2	A	UConn	43 124	32	A	South Dakota St.	64 96	52	A	Oklahoma St.	67 91	101	H	Western Ill.	65 78
9	A	Tennessee	56 68	44	A	UCF	53 59	59	H	South Dakota	48 62	125	H	Cincinnati	69 75
18	H	South Fla.	64 56	49	A	Creighton	61 66	66	A	Houston	55 73	128	A	Tulane	64 56
								66	H	Houston	62 73	128	H	Tulane	81 70
								90	A	Missouri St.	71 94	177	H	Temple	88 81
								90	H	Missouri St.	72 58	182	N	UC Irvine	76 53
								94	A	New Mexico	62 76	198	A	Memphis	77 64
												198	H	Memphis	69 61
												199	A	SMU	52 45
												199	H	SMU	66 43
												201	H	Tulsa	62 67
												207	A	East Carolina	67 77
												221	N	Illinois	67 68
												283	H	UMKC	72 63
												297	H	Alcorn	87 46
												345	H	Chicago St.	66 63

LAST 12 Division I GAMES:															
128	H	Tulane	81 70	207	A	East Carolina	67 77								
199	A	SMU	52 45	198	A	Memphis	77 64								
177	H	Temple	88 81	18	H	South Fla.	64 56								
2	A	UConn	43 124	199	H	SMU	66 43								
125	H	Cincinnati	69 75	128	A	Tulane	64 56								
66	H	Houston	62 73	198	H	Memphis	69 61								

Non-Div I Games:

Wichita St.

Average RPI Win:	221	WON-LOST	WINNING	LAST 10	STRENGTH OF	OPP. STRENGTH	TEAM	ADJ.	CONF.	ADJ CONF.
Average RPI Loss:	141	RECORD	PCT. RANK	GAMES	SCHEDULE	OF SCHEDULE	RPI	RPI	RPI	RPI
DIV. I ONLY	16- 11	118	4- 6	216	184	158	158	10	10	
DIV. I NON-CONF.	9- 2	33	0- 0	248	264	81	81	12	12	

TOTALS	RPI 1-25	RPI 26-50	W-L RECORDS	RPI 51-100	RPI 101-999	RPI 201+				
16- 11	0- 0	0- 2	OVERALL	1- 2	15- 7	11- 4				
9- 6	0- 0	0- 1	HOME	1- 1	8- 4	6- 3				
7- 5	0- 0	0- 1	AWAY	0- 1	7- 3	5- 1				
0- 0	0- 0	0- 0	NEUTRAL	0- 0	0- 0	0- 0				
9- 2	0- 0	0- 0	NON-CONFERENCE	0- 1	9- 1	6- 1				
5- 1	0- 0	0- 0	HOME	0- 0	5- 1	4- 1				
4- 1	0- 0	0- 0	AWAY	0- 1	4- 0	2- 0				
0- 0	0- 0	0- 0	NEUTRAL	0- 0	0- 0	0- 0				
7- 9	0- 0	0- 2	CONFERENCE	1- 1	6- 6	5- 3				
4- 5	0- 0	0- 1	HOME	1- 1	3- 3	2- 2				
3- 4	0- 0	0- 1	AWAY	0- 0	3- 3	3- 1				
0- 0	0- 0	0- 0	NEUTRAL	0- 0	0- 0	0- 0				

RPI 1-25				RPI 26-50				RPI 51-100				RPI 101+ Team's RPI: 158			
RPI	S	Opponent	Score	RPI	S	Opponent	Score	RPI	S	Opponent	Score	RPI	S	Opponent	Score
				47	A	Drexel	34 54	51	H	Elon	81 75	112	A	Delaware	59 68
				47	H	Drexel	58 65	67	H	James Madison	41 86	112	H	Delaware	52 61
								70	A	St. John's (NY)	81 92	118	A	Saint Francis (PA)	92 86
												133	A	Northeastern	46 64
												133	H	Northeastern	71 53
												176	H	Davidson	73 55
												200	A	Richmond	78 64
												206	H	Norfolk St.	74 80
												207	A	East Carolina	71 65
												236	H	Loyola Maryland	70 49
												239	A	Hofstra	54 65
												239	H	Hofstra	63 53
												255	A	UNCW	66 53
												255	H	UNCW	49 64
												264	A	Howard	83 71
												265	H	Fairfield	57 47
												266	A	Towson	75 63
												266	H	Towson	66 67
												274	A	Col. of Charleston	68 54
												274	H	Col. of Charleston	79 66
												280	H	Old Dominion	75 58
												294	H	USC Upstate	83 63

LAST 12 Division I GAMES:															
				112	H	Delaware	52 61	67	H	James Madison	41 86				
				47	A	Drexel	34 54	239	H	Hofstra	63 53				
				255	H	UNCW	49 64	274	H	Col. of Charleston	79 66				
				133	H	Northeastern	71 53	133	A	Northeastern	46 64				
				112	A	Delaware	59 68	239	A	Hofstra	54 65				
				266	A	Towson	75 63	51	H	Elon	81 75				

Non-Div I Games:

William & Mary

Average RPI Win:	344	WON-LOST	WINNING	LAST 10	STRENGTH OF	OPP. STRENGTH	TEAM	ADJ.	CONF.	ADJ CONF.
Average RPI Loss:	194	RECORD	PCT. RANK	GAMES	SCHEDULE	OF SCHEDULE	RPI	RPI	RPI	RPI
DIV. I ONLY	1- 25	348	1- 9	187	317	343	343	26	26	
DIV. I NON-CONF.	0- 10	337	0- 0	192	233	336	336	28	28	

TOTALS	RPI 1-25	RPI 26-50	W-L RECORDS	RPI 51-100	RPI 101-999	RPI 201+				
1- 25	0- 1	0- 0	OVERALL	0- 5	1- 19	1- 14				
1- 11	0- 0	0- 0	HOME	0- 2	1- 9	1- 6				
0- 14	0- 1	0- 0	AWAY	0- 3	0- 10	0- 8				
0- 0	0- 0	0- 0	NEUTRAL	0- 0	0- 0	0- 0				
0- 10	0- 1	0- 0	NON-CONFERENCE	0- 3	0- 6	0- 5				
0- 4	0- 0	0- 0	HOME	0- 1	0- 3	0- 2				
0- 6	0- 1	0- 0	AWAY	0- 2	0- 3	0- 3				
0- 0	0- 0	0- 0	NEUTRAL	0- 0	0- 0	0- 0				
1- 15	0- 0	0- 0	CONFERENCE	0- 2	1- 13	1- 9				
1- 7	0- 0	0- 0	HOME	0- 1	1- 6	1- 4				
0- 8	0- 0	0- 0	AWAY	0- 1	0- 7	0- 5				
0- 0	0- 0	0- 0	NEUTRAL	0- 0	0- 0	0- 0				

RPI 1-25				RPI 26-50				RPI 51-100				RPI 101+ Team's RPI: 343			
RPI	S	Opponent	Score	RPI	S	Opponent	Score	RPI	S	Opponent	Score	RPI	S	Opponent	Score
12	A	Duke	30 101					51	A	El on	37 98	113	H	ETSU	63 74
								54	A	Mercer	45 93	149	A	Radford	52 78
								73	H	Duquesne	54 81	149	H	Radford	30 70
								85	A	Li berty	37 63	193	A	High Point	40 77
								85	H	Li berty	53 73	193	H	High Point	58 79
												215	A	Akron	43 69
												218	A	Gardner-Webb	55 68
												218	H	Gardner-Webb	59 66
												226	A	UNC Asheville	51 63
												226	H	UNC Asheville	48 70
												250	A	Presbyteri an	45 78
												250	H	Presbyteri an	58 64
												269	A	Campbel l	45 57
												269	H	Campbel l	48 72
												298	H	Wofford	68 73
												301	A	Marshall	40 70
												313	A	Tennessee Tech	41 70
												314	A	Charleston So.	45 81
												328	H	South Carolina St.	37 65
												344	H	Longwood	69 60
LAST 12 Division I GAMES:															
269	A	Campbel l	45 57	226	A	UNC Asheville	51 63								
85	H	Li berty	53 73	344	H	Longwood	69 60								
149	H	Radford	30 70	218	H	Gardner-Webb	59 66								
193	A	High Point	40 77	250	A	Presbyteri an	45 78								
218	A	Gardner-Webb	55 68	226	H	UNC Asheville	48 70								
250	H	Presbyteri an	58 64	314	A	Charleston So.	45 81								

Non-Div I Games: N. C. Wesleyan 94 50

Winthrop

W
i
s
c
o
n
s
i
n

Wisconsin				Through Games Of Feb. 25, 2018							
Average RPI	Win:	212	WON-LOST	WINNING	LAST 10	STRENGTH OF	OPP. STRENGTH	TEAM	ADJ.	CONF.	ADJ CONF.
Average RPI	Loss:	57	RECORD	PCT. RANK	GAMES	SCHEDULE	OF SCHEDULE	RPI	RPI	RPI	RPI
DIV. I ONLY			9- 20	270	2- 8	65	45	190	190	3	3
DIV. I NON-CONF.			7- 6	165	0- 0	185	68	165	165	4	4

TOTALS		RPI 1-25		RPI 26-50		W-L RECORDS		RPI 51-100	RPI 101-999	RPI 201+	
9- 20		0- 6		0- 5		OVERALL		0- 6	9- 3	4- 0	
6- 9		0- 4		0- 3		HOME		0- 1	6- 1	3- 0	
2- 10		0- 2		0- 1		AWAY		0- 5	2- 2	1- 0	
1- 1		0- 0		0- 1		NEUTRAL		0- 0	1- 0	0- 0	
7- 6		0- 2		0- 1		NON-CONFERENCE		0- 1	7- 2	3- 0	
5- 2		0- 1		0- 0		HOME		0- 0	5- 1	3- 0	
1- 3		0- 1		0- 0		AWAY		0- 1	1- 1	0- 0	
1- 1		0- 0		0- 1		NEUTRAL		0- 0	1- 0	0- 0	
2- 14		0- 4		0- 4		CONFERENCE		0- 5	2- 1	1- 0	
1- 7		0- 3		0- 3		HOME		0- 1	1- 0	0- 0	
1- 7		0- 1		0- 1		AWAY		0- 4	1- 1	1- 0	
0- 0		0- 0		0- 0		NEUTRAL		0- 0	0- 0	0- 0	

RPI 1-25				RPI 26-50				RPI 51-100				RPI 101+ Team's RPI: 190			
RPI	S	Opponent	Score	RPI	S	Opponent	Score	RPI	S	Opponent	Score	RPI	S	Opponent	Score
6	H	Ohio St.	55 68	30	N	Syracuse	74 77	53	A	Indiana	55 69	117	H	Milwaukee	64 67
17	A	Iowa	61 88	38	H	Michigan	57 80	55	A	Purdue	35 57	120	A	Butler	62 69
17	H	Iowa	46 56	41	H	Rutgers	50 63	61	A	Michigan St.	61 69	136	N	Vanderbilt	73 71
20	H	Maryland	44 71	46	A	Minnesota	65 90	65	A	Nebraska	48 51	155	H	Charlotte	80 66
22	H	Green Bay	34 67	46	H	Minnesota	61 71	87	H	Penn St.	62 69	166	A	Pittsburgh	58 57
24	A	Marquette	65 88					95	A	George Washington	46 61	170	A	Northwestern	60 69

Average RPI Win:	258	WON-LOST	WINNING	LAST 10	STRENGTH OF	OPP. STRENGTH	TEAM	ADJ.	CONF.	ADJ CONF.
Average RPI Loss:	170	RECORD	PCT. RANK	GAMES	SCHEDULE	OF SCHEDULE	RPI	RPI	RPI	RPI
DIV. I ONLY	7- 19	288	1- 9	252	196	298	298	17	17	
DIV. I NON-CONF.	4- 8	239	0- 0	305	292	305	305	17	17	

TOTALS	RPI 1-25	RPI 26-50	W-L RECORDS	RPI 51-100	RPI 101-999	RPI 201+				
7- 19	0- 1	0- 1	OVERALL	0- 4	7- 13	5- 9				
5- 8	0- 0	0- 0	HOME	0- 2	5- 6	3- 5				
2- 11	0- 1	0- 1	AWAY	0- 2	2- 7	2- 4				
0- 0	0- 0	0- 0	NEUTRAL	0- 0	0- 0	0- 0				
4- 8	0- 1	0- 1	NON-CONFERENCE	0- 0	4- 6	4- 6				
3- 3	0- 0	0- 0	HOME	0- 0	3- 3	3- 3				
1- 5	0- 1	0- 1	AWAY	0- 0	1- 3	1- 3				
0- 0	0- 0	0- 0	NEUTRAL	0- 0	0- 0	0- 0				
3- 11	0- 0	0- 0	CONFERENCE	0- 4	3- 7	1- 3				
2- 5	0- 0	0- 0	HOME	0- 2	2- 3	0- 2				
1- 6	0- 0	0- 0	AWAY	0- 2	1- 4	1- 1				
0- 0	0- 0	0- 0	NEUTRAL	0- 0	0- 0	0- 0				

RPI 1-25				RPI 26-50				RPI 51-100				RPI 101+				Team's RPI: 298
RPI	S	Opponent	Score	RPI	S	Opponent	Score	RPI	S	Opponent	Score	RPI	S	Opponent	Score	
15	A	South Carolina	60 94	28	A	Georgia	56 95	54	A	Mercer	39 80	113	A	ETSU	53 82	
								54	H	Mercer	46 71	113	H	ETSU	58 61	
								99	A	Chattanooga	46 76	171	A	Samford	77 81	
								99	H	Chattanooga	47 54	171	H	Samford	58 46	
												175	A	Furman	57 63	
												175	H	Furman	79 48	
												218	A	Gardner-Webb	55 73	
												226	H	UNC Asheville	70 68	
												227	A	UNCG	51 66	
												227	H	UNCG	75 81	
												235	A	Coastal Caro.	51 67	
												238	H	Omaha	60 64	
												247	H	North Florida	69 57	
												255	H	UNCW	60 65	
												274	A	Col. of Charleston	51 59	
												314	H	Charleston So.	45 68	
												318	A	Western Caro.	54 48	
												318	H	Western Caro.	62 68	
												324	H	N. C. Central	77 56	
												343	A	Winthrop	73 68	
LAST 12 Division I GAMES:																
175	A	Furman	57 63	171	A	Samford	77 81									
99	A	Chattanooga	46 76	175	H	Furman	79 48									
113	A	ETSU	53 82	113	H	ETSU	58 61									
227	H	UNCG	75 81	99	H	Chattanooga	47 54									
318	H	Western Caro.	62 68	318	A	Western Caro.	54 48									
54	A	Mercer	39 80	227	A	UNCG	51 66									

Non-Div I Games: Brevard 85 46 Southern Wesleyan 104 57 Bob Jones 96 54

Wofford

Average RPI Win:	227	WON-LOST	WINNING	LAST 10	STRENGTH OF	OPP. STRENGTH	TEAM	ADJ.	CONF.	ADJ CONF.
Average RPI Loss:	80	RECORD	PCT. RANK	GAMES	SCHEDULE	OF SCHEDULE	RPI	RPI	RPI	RPI
DIV. I ONLY	19- 9	75	6- 4	177	163	96	96	11	11	
DIV. I NON-CONF.	7- 3	74	0- 0	245	194	99	99	14	14	

TOTALS	RPI 1-25	RPI 26-50	W-L RECORDS	RPI 51-100	RPI 101-999	RPI 201+				
19- 9	0- 3	0- 1	OVERALL	2- 1	17- 4	9- 1				
9- 3	0- 1	0- 0	HOME	0- 1	9- 1	6- 0				
8- 5	0- 2	0- 1	AWAY	2- 0	6- 2	3- 0				
2- 1	0- 0	0- 0	NEUTRAL	0- 0	2- 1	0- 1				
7- 3	0- 1	0- 1	NON-CONFERENCE	1- 0	6- 1	3- 1				
3- 0	0- 0	0- 0	HOME	0- 0	3- 0	3- 0				
2- 2	0- 1	0- 1	AWAY	1- 0	1- 0	0- 0				
2- 1	0- 0	0- 0	NEUTRAL	0- 0	2- 1	0- 1				
12- 6	0- 2	0- 0	CONFERENCE	1- 1	11- 3	6- 0				
6- 3	0- 1	0- 0	HOME	0- 1	6- 1	3- 0				
6- 3	0- 1	0- 0	AWAY	1- 0	5- 2	3- 0				
0- 0	0- 0	0- 0	NEUTRAL	0- 0	0- 0	0- 0				

RPI 1-25				RPI 26-50				RPI 51-100				Team's RPI : 96				RPI 101+											
RPI	S	Opponent	Score	RPI	S	Opponent	Score	RPI	S	Opponent	Score	RPI	S	Opponent	Score	RPI	S	Opponent	Score								
19	A	Missouri	80 82	28	A	Georgia	71 87	68	A	Belmont	91 81	109	A	Cleveland St.	70 71												
22	A	Green Bay	68 75					81	A	IUPUI	66 63	109	H	Cleveland St.	63 70												
22	H	Green Bay	51 58					81	H	IUPUI	61 64	117	A	Milwaukee	53 59												
												117	H	Milwaukee	56 51												
												154	A	Youngstown St.	69 59												
												154	H	Youngstown St.	73 50												
												163	A	Kent St.	72 60												
												185	N	Stetson	64 59												
												189	A	Oakland	77 57												
												189	H	Oakland	80 75												
												200	N	Richmond	85 69												
												210	N	Providence	69 74												
												254	A	Northern Ky.	68 63												
												254	H	Northern Ky.	73 60												
												313	H	Tennessee Tech	82 59												
												320	A	Detroit Mercy	88 60												
												320	H	Detroit Mercy	85 55												
												327	A	Ill. -Chicago	80 53												
												327	H	Ill. -Chicago	60 50												
												345	H	Chicago St.	84 39												
												346	H	Eastern Ill.	81 46												

										LAST 12 Division I GAMES:																	
327	A	Ill. -Chicago	80 53	22	A	Green Bay	68 75	117	A	Milwaukee	53 59																
81	A	IUPUI	66 63	154	A	Youngstown St.	69 59	109	A	Cleveland St.	70 71																
109	H	Cleveland St.	63 70	81	H	IUPUI	61 64	327	H	Ill. -Chicago	60 50																
254	H	Northern Ky.	73 60																								
189	H	Oakland	80 75																								
320	H	Detroit Mercy	85 55																								

Non-Div I Games: Northwestern Ohio 106 52 Cincinnati Christian 99 36

Wright St.

Average RPI Win:	181	WON-LOST	WINNING	LAST 10	STRENGTH OF	OPP. STRENGTH	TEAM	ADJ.	CONF.	ADJ CONF.
Average RPI Loss:	140	RECORD	PCT. RANK	GAMES	SCHEDULE	OF SCHEDULE	RPI	RPI	RPI	RPI
DIV. I ONLY	18- 7	61	8- 2	93	173	62	62	16	16	
DIV. I NON-CONF.	5- 4	146	0- 0	26	230	65	65	15	15	

TOTALS	RPI 1-25	RPI 26-50	W-L RECORDS	RPI 51-100	RPI 101-999	RPI 201+				
18- 7	0- 1	0- 0	OVERALL	4- 1	14- 5	8- 2				
10- 1	0- 0	0- 0	HOME	3- 0	7- 1	5- 0				
8- 4	0- 1	0- 0	AWAY	1- 0	7- 3	3- 2				
0- 2	0- 0	0- 0	NEUTRAL	0- 1	0- 1	0- 0				
5- 4	0- 1	0- 0	NON-CONFERENCE	1- 1	4- 2	1- 1				
3- 0	0- 0	0- 0	HOME	1- 0	2- 0	1- 0				
2- 2	0- 1	0- 0	AWAY	0- 0	2- 1	0- 1				
0- 2	0- 0	0- 0	NEUTRAL	0- 1	0- 1	0- 0				
13- 3	0- 0	0- 0	CONFERENCE	3- 0	10- 3	7- 1				
7- 1	0- 0	0- 0	HOME	2- 0	5- 1	4- 0				
6- 2	0- 0	0- 0	AWAY	1- 0	5- 2	3- 1				
0- 0	0- 0	0- 0	NEUTRAL	0- 0	0- 0	0- 0				

RPI 1-25				RPI 26-50				RPI 51-100 Team's RPI: 62				RPI 101+			
RPI	S	Opponent	Score	RPI	S	Opponent	Score	RPI	S	Opponent	Score	RPI	S	Opponent	Score
12	A	Duke	40 63					77	H	Drake	75 61	122	A	Colorado St.	53 49
								80	H	UNLV	69 56	122	H	Colorado St.	53 64
								81	N	IUPUI	59 65	130	A	Fresno St.	47 60
								94	A	New Mexi co	63 62	130	H	Fresno St.	74 57
								94	H	New Mexi co	66 55	134	H	Idaho St.	61 53
												138	N	UNI	40 55
												147	A	Boise St.	66 51
												148	A	Idaho	70 64
												172	A	Denver	61 51
												217	A	Nevada	65 62
												217	H	Nevada	66 60
												232	A	Montana St.	46 50
												240	H	Montana	67 62
												253	A	San Jose St.	66 64
												253	H	San Jose St.	58 46
												268	A	San Diego St.	62 68
												268	H	San Diego St.	70 50
												305	A	Utah St.	64 46
												305	H	Utah St.	61 44

LAST 12 Division I GAMES:															
130	H	Fresno St.	74 57	130	A	Fresno St.	47 60								
94	A	New Mexico	63 62	122	H	Colorado St.	53 64								
253	A	San Jose St.	66 64	253	H	San Jose St.	58 46								
268	H	San Diego St.	70 50	217	A	Nevada	65 62								
80	H	UNLV	69 56	305	H	Utah St.	61 44								
305	A	Utah St.	64 46	122	A	Colorado St.	53 49								

Non-Div I Games: Colo. Christian 62 33 Adams St. 73 47

Wyoming

Average RPI	Win:	212	WON-LOST	WINNING	LAST 10	STRENGTH OF	OPP. STRENGTH	TEAM	ADJ.	CONF.	ADJ CONF.
Average RPI	Loss:	76	RECORD	PCT. RANK	GAMES	SCHEDULE	OF SCHEDULE	RPI	RPI	RPI	RPI
DIV. I ONLY		10- 19	257	1- 9	97	83	216	216	6	6	
DIV. I NON-CONF.		7- 4	102	0- 0	207	272	159	159	6	6	

TOTALS	RPI 1-25		RPI 26-50		W-L RECORDS		RPI 51-100		RPI 101-999		RPI 201+
10- 19	0- 5		0- 5		OVERALL		0- 2		10- 7		5- 2
8- 8	0- 2		0- 2		HOME		0- 1		8- 3		5- 0
1- 10	0- 2		0- 3		AWAY		0- 1		1- 4		0- 2
1- 1	0- 1		0- 0		NEUTRAL		0- 0		1- 0		0- 0
7- 4	0- 1		0- 1		NON-CONFERENCE		0- 0		7- 2		4- 1
6- 1	0- 0		0- 0		HOME		0- 0		6- 1		4- 0
0- 2	0- 0		0- 1		AWAY		0- 0		0- 1		0- 1
1- 1	0- 1		0- 0		NEUTRAL		0- 0		1- 0		0- 0
3- 15	0- 4		0- 4		CONFERENCE		0- 2		3- 5		1- 1
2- 7	0- 2		0- 2		HOME		0- 1		2- 2		1- 0
1- 8	0- 2		0- 2		AWAY		0- 1		1- 3		0- 1
0- 0	0- 0		0- 0		NEUTRAL		0- 0		0- 0		0- 0

RPI 1-25				RPI 26-50				RPI 51-100				RPI 101+ Team's RPI: 216			
RPI	S	Opponent	Score	RPI	S	Opponent	Score	RPI	S	Opponent	Score	RPI	S	Opponent	Score
19	N	Missouri	48 74	26	A	Villanova	57 75	70	A	St. John's (NY)	36 70	108	H	Wake Forest	57 62
23	A	DePaul	48 79	26	H	Villanova	50 89	70	H	St. John's (NY)	63 67	111	A	Georgetown	60 65
23	H	DePaul	72 73	46	A	Minnesota	62 74					111	H	Georgetown	48 65
24	A	Marquette	67 88	49	A	Creighton	54 65					120	A	Butler	69 62
24	H	Marquette	63 80	49	H	Creighton	64 71					120	H	Butler	57 54

LAST 12 Division I GAMES:															
120	H	Butler	57 54	124	A	Seton Hall	53 58								
210	A	Providence	48 69	111	H	Georgetown	48 65								
49	A	Creighton	54 65	26	H	Villanova	50 89								
23	H	DePaul	72 73	49	H	Creighton	64 71								
24	H	Marquette	63 80	210	H	Providence	68 59								
70	A	St. John's (NY)	36 70	24	A	Marquette	67 88								

Non-Div I Games:

Xavier

Y
a
l
e

Y
a
l
e

Yal e

Average RPI Win:	232	WON-LOST	WINNING	LAST 10	STRENGTH OF	OPP. STRENGTH	TEAM	ADJ.	CONF.	ADJ CONF.
Average RPI Loss:	112	RECORD	PCT. RANK	GAMES	SCHEDULE	OF SCHEDULE	RPI	RPI	RPI	RPI
DIV. I ONLY	13- 14	186	8- 2	139	176	154	154	11	11	
DIV. I NON-CONF.	2- 7	286	0- 0	199	224	272	272	14	14	

TOTALS	RPI 1-25	RPI 26-50	W-L RECORDS	RPI 51-100	RPI 101-999	RPI 201+				
13- 14	0- 2	0- 0	OVERALL	1- 5	12- 7	8- 1				
6- 6	0- 1	0- 0	HOME	0- 3	6- 2	4- 0				
7- 8	0- 1	0- 0	AWAY	1- 2	6- 5	4- 1				
0- 0	0- 0	0- 0	NEUTRAL	0- 0	0- 0	0- 0				
2- 7	0- 0	0- 0	NON-CONFERENCE	0- 2	2- 5	2- 1				
1- 2	0- 0	0- 0	HOME	0- 1	1- 1	1- 0				
1- 5	0- 0	0- 0	AWAY	0- 1	1- 4	1- 1				
0- 0	0- 0	0- 0	NEUTRAL	0- 0	0- 0	0- 0				
11- 7	0- 2	0- 0	CONFERENCE	1- 3	10- 2	6- 0				
5- 4	0- 1	0- 0	HOME	0- 2	5- 1	3- 0				
6- 3	0- 1	0- 0	AWAY	1- 1	5- 1	3- 0				
0- 0	0- 0	0- 0	NEUTRAL	0- 0	0- 0	0- 0				

RPI 1-25				RPI 26-50				RPI 51-100				RPI 101+ Team's RPI: 154			
RPI	S	Opponent	Score	RPI	S	Opponent	Score	RPI	S	Opponent	Score	RPI	S	Opponent	Score
22	A	Green Bay	56 65					60	A	American	72 78	109	A	Cleveland St.	66 52
22	H	Green Bay	42 67					81	A	IUPUI	70 67	109	H	Cleveland St.	76 69
								81	H	IUPUI	43 65	117	A	Milwaukee	61 62
								93	H	Bucknell	60 66	117	H	Milwaukee	86 85
								96	A	Wright St.	50 73	118	A	Saint Francis (PA)	65 79
								96	H	Wright St.	59 69	129	A	Robert Morris	52 84
												163	H	Kent St.	44 55
												166	A	Pittsburgh	58 66
												189	A	Oakland	86 76
												189	H	Oakland	48 58
												215	A	Akron	58 75
												254	A	Northern Ky.	60 59
												254	H	Northern Ky.	54 51
												302	H	Northern Ari z.	69 67
												304	A	Loyola Chi cago	73 49
												320	A	Detroit Mercy	72 52
												320	H	Detroit Mercy	76 59
												327	A	Ill. -Chi cago	71 52
												327	H	Ill. -Chi cago	76 63

LAST 12 Division I GAMES:															
109	H	Cleveland St.	76 69	320	A	Detroit Mercy	72 52								
254	A	Northern Ky.	60 59	189	A	Oakland	86 76								
22	H	Green Bay	42 67	96	H	Wright St.	59 69								
117	H	Milwaukee	86 85	254	H	Northern Ky.	54 51								
327	A	Ill. -Chi cago	71 52	109	A	Cleveland St.	66 52								
81	A	IUPUI	70 67	96	A	Wright St.	50 73								

Non-Div I Games: Ohio Valley 86 59 Penn St.-Beaver 97 40

Youngstown St.