

| | | | | | | | | | | |
|-------------------|----------|-----------|----------------|------------|-------------|---------------|------|------|-------|-----------|
| Average RPI Win: | 300 | WON-LOST | WINNING | LAST 10 | STRENGTH OF | OPP. STRENGTH | TEAM | ADJ. | CONF. | ADJ CONF. |
| Average RPI Loss: | 175 | RECORD | PCT. RANK | GAMES | SCHEDULE | OF SCHEDULE | RPI | RPI | RPI | RPI |
| DIV. I ONLY | 7- 17 | 280 | 4- 6 | 190 | 328 | 288 | 288 | 27 | 27 | |
| DIV. I NON-CONF. | 1- 7 | 313 | 0- 0 | 48 | 345 | 281 | 281 | 27 | 27 | |
| TOTALS | RPI 1-25 | RPI 26-50 | W-L RECORDS | RPI 51-100 | RPI 101-150 | RPI 150+ | | | | |
| 7- 17 | 0- 1 | 0- 0 | OVERALL | 0- 2 | 0- 5 | 7- 9 | | | | |
| 5- 5 | 0- 0 | 0- 0 | HOME | 0- 1 | 0- 3 | 5- 1 | | | | |
| 2- 11 | 0- 1 | 0- 0 | AWAY | 0- 1 | 0- 2 | 2- 7 | | | | |
| 0- 1 | 0- 0 | 0- 0 | NEUTRAL | 0- 0 | 0- 0 | 0- 1 | | | | |
| 1- 7 | 0- 1 | 0- 0 | NON-CONFERENCE | 0- 1 | 0- 0 | 1- 5 | | | | |
| 1- 2 | 0- 0 | 0- 0 | HOME | 0- 1 | 0- 0 | 1- 1 | | | | |
| 0- 4 | 0- 1 | 0- 0 | AWAY | 0- 0 | 0- 0 | 0- 3 | | | | |
| 0- 1 | 0- 0 | 0- 0 | NEUTRAL | 0- 0 | 0- 0 | 0- 1 | | | | |
| 6- 10 | 0- 0 | 0- 0 | CONFERENCE | 0- 1 | 0- 5 | 6- 4 | | | | |
| 4- 3 | 0- 0 | 0- 0 | HOME | 0- 0 | 0- 3 | 4- 0 | | | | |
| 2- 7 | 0- 0 | 0- 0 | AWAY | 0- 1 | 0- 2 | 2- 4 | | | | |
| 0- 0 | 0- 0 | 0- 0 | NEUTRAL | 0- 0 | 0- 0 | 0- 0 | | | | |

| RPI 1-25 | | | | RPI 26-50 | | | | RPI 51-100 | | | | RPI 101+ Team's RPI: 288 | | | |
|---------------------------|---|-------------------|-------|-----------|---|-------------------|-------|------------|---|----------|-------|--------------------------|---|-------------------|-------|
| RPI | S | Opponent | Score | RPI | S | Opponent | Score | RPI | S | Opponent | Score | RPI | S | Opponent | Score |
| 24 | A | Texas A&M | 55 84 | | | | | 85 | H | Toledo | 60 76 | 101 | A | Abilene Christian | 64 72 |
| | | | | | | | | 97 | A | SFA | 56 64 | 101 | H | Abilene Christian | 59 72 |
| | | | | | | | | | | | | 107 | H | Central Ark. | 41 49 |
| | | | | | | | | | | | | 135 | A | Lamar University | 49 65 |
| | | | | | | | | | | | | 135 | H | Lamar University | 63 74 |
| | | | | | | | | | | | | 152 | A | Texas St. | 50 57 |
| | | | | | | | | | | | | 168 | A | Rice | 36 70 |
| | | | | | | | | | | | | 203 | H | Texas Southern | 64 61 |
| | | | | | | | | | | | | 214 | A | New Orleans | 54 75 |
| | | | | | | | | | | | | 221 | A | UTRGV | 46 55 |
| | | | | | | | | | | | | 221 | H | UTRGV | 65 68 |
| | | | | | | | | | | | | 233 | N | UC Santa Barbara | 60 66 |
| | | | | | | | | | | | | 289 | H | McNeese | 77 66 |
| | | | | | | | | | | | | 306 | A | Nicholls St. | 54 74 |
| | | | | | | | | | | | | 306 | H | Nicholls St. | 65 60 |
| | | | | | | | | | | | | 307 | H | Northwestern St. | 60 51 |
| | | | | | | | | | | | | 327 | A | Southeastern La. | 69 53 |
| | | | | | | | | | | | | 327 | H | Southeastern La. | 77 61 |
| | | | | | | | | | | | | 331 | A | Incarinate Word | 56 63 |
| | | | | | | | | | | | | 336 | A | Houston Baptist | 51 56 |
| | | | | | | | | | | | | 338 | A | Sam Houston St. | 63 37 |
| LAST 12 Division I GAMES: | | | | | | | | | | | | | | | |
| 289 | H | McNeese | 77 66 | 101 | H | Abilene Christian | 59 72 | | | | | | | | |
| 101 | A | Abilene Christian | 64 72 | 306 | H | Nicholls St. | 65 60 | | | | | | | | |
| 135 | H | Lamar University | 63 74 | 135 | A | Lamar University | 49 65 | | | | | | | | |
| 331 | A | Incarinate Word | 56 63 | 338 | A | Sam Houston St. | 63 37 | | | | | | | | |
| 327 | A | Southeastern La. | 69 53 | 107 | H | Central Ark. | 41 49 | | | | | | | | |
| 336 | A | Houston Baptist | 51 56 | 327 | H | Southeastern La. | 77 61 | | | | | | | | |

Non-Div I Games: Schreiner 73 44 Okla. Panhandle 66 40 Montana Tech 83 50

A&M-Corpus Christi

Loss, Non-Conf, S Site, H Home A Away N Neutral

| | | | | | | | | | | |
|-------------------|----------|-----------|----------------|------------|-------------|---------------|------|------|-------|-----------|
| Average RPI Win: | 254 | WON-LOST | WINNING | LAST 10 | STRENGTH OF | OPP. STRENGTH | TEAM | ADJ. | CONF. | ADJ CONF. |
| Average RPI Loss: | 120 | RECORD | PCT. RANK | GAMES | SCHEDULE | OF SCHEDULE | RPI | RPI | RPI | RPI |
| DIV. I ONLY | 17- 8 | 78 | 9- 1 | 161 | 283 | 101 | 101 | 27 | 27 | |
| DIV. I NON-CONF. | 3- 6 | 230 | 0- 0 | 80 | 138 | 186 | 186 | 27 | 27 | |
| TOTALS | RPI 1-25 | RPI 26-50 | W-L RECORDS | RPI 51-100 | RPI 101-150 | RPI 150+ | | | | |
| 17- 8 | 0- 3 | 0- 0 | OVERALL | 1- 1 | 2- 1 | 14- 3 | | | | |
| 9- 2 | 0- 0 | 0- 0 | HOME | 0- 1 | 2- 0 | 7- 1 | | | | |
| 7- 6 | 0- 3 | 0- 0 | AWAY | 1- 0 | 0- 1 | 6- 2 | | | | |
| 1- 0 | 0- 0 | 0- 0 | NEUTRAL | 0- 0 | 0- 0 | 1- 0 | | | | |
| 3- 6 | 0- 3 | 0- 0 | NON-CONFERENCE | 0- 0 | 0- 0 | 3- 3 | | | | |
| 2- 1 | 0- 0 | 0- 0 | HOME | 0- 0 | 0- 0 | 2- 1 | | | | |
| 0- 5 | 0- 3 | 0- 0 | AWAY | 0- 0 | 0- 0 | 0- 2 | | | | |
| 1- 0 | 0- 0 | 0- 0 | NEUTRAL | 0- 0 | 0- 0 | 1- 0 | | | | |
| 14- 2 | 0- 0 | 0- 0 | CONFERENCE | 1- 1 | 2- 1 | 11- 0 | | | | |
| 7- 1 | 0- 0 | 0- 0 | HOME | 0- 1 | 2- 0 | 5- 0 | | | | |
| 7- 1 | 0- 0 | 0- 0 | AWAY | 1- 0 | 0- 1 | 6- 0 | | | | |
| 0- 0 | 0- 0 | 0- 0 | NEUTRAL | 0- 0 | 0- 0 | 0- 0 | | | | |

| RPI 1-25 | | | | RPI 26-50 | | | | RPI 51-100 | | | | RPI 101+ Team's RPI: 101 | | | |
|---------------------------|---|--------------------|-------|-----------|---|--------------------|-------|------------|---|----------|-------|--------------------------|---|--------------------|-------|
| RPI | S | Opponent | Score | RPI | S | Opponent | Score | RPI | S | Opponent | Score | RPI | S | Opponent | Score |
| 6 | A | Baylor | 34 79 | | | | | 97 | A | SFA | 80 73 | 107 | A | Central Ark. | 70 80 |
| 22 | A | Missouri | 46 52 | | | | | 97 | H | SFA | 61 70 | 107 | H | Central Ark. | 83 76 |
| 24 | A | Texas A&M | 45 71 | | | | | | | | | 135 | H | Lamar University | 77 59 |
| | | | | | | | | | | | | 157 | H | Omaha | 73 66 |
| | | | | | | | | | | | | 191 | A | UTSA | 68 71 |
| | | | | | | | | | | | | 199 | A | Wichita St. | 62 81 |
| | | | | | | | | | | | | 214 | H | New Orleans | 68 55 |
| | | | | | | | | | | | | 221 | H | UTRGV | 70 54 |
| | | | | | | | | | | | | 264 | N | Murray St. | 81 57 |
| | | | | | | | | | | | | 288 | A | A&M-Corpus Christi | 72 59 |
| | | | | | | | | | | | | 288 | H | A&M-Corpus Christi | 72 64 |
| | | | | | | | | | | | | 289 | H | McNeese | 77 65 |
| | | | | | | | | | | | | 306 | A | Nicholls St. | 89 73 |
| | | | | | | | | | | | | 307 | A | Northwestern St. | 75 74 |
| | | | | | | | | | | | | 307 | H | Northwestern St. | 79 57 |
| | | | | | | | | | | | | 315 | H | UMKC | 68 71 |
| | | | | | | | | | | | | 327 | A | Southeastern La. | 82 57 |
| | | | | | | | | | | | | 331 | A | Incarinate Word | 75 66 |
| | | | | | | | | | | | | 338 | A | Sam Houston St. | 72 39 |
| | | | | | | | | | | | | 338 | H | Sam Houston St. | 78 56 |
| LAST 12 Division I GAMES: | | | | | | | | | | | | | | | |
| 338 | A | Sam Houston St. | 72 39 | 338 | H | Sam Houston St. | 78 56 | | | | | | | | |
| 288 | H | A&M-Corpus Christi | 72 64 | 288 | A | A&M-Corpus Christi | 72 59 | | | | | | | | |
| 307 | A | Northwestern St. | 75 74 | 289 | H | McNeese | 77 65 | | | | | | | | |
| 97 | A | SFA | 80 73 | 331 | A | Incarinate Word | 75 66 | | | | | | | | |
| 307 | H | Northwestern St. | 79 57 | 306 | A | Nicholls St. | 89 73 | | | | | | | | |
| 107 | A | Central Ark. | 70 80 | 135 | H | Lamar University | 77 59 | | | | | | | | |

Non-Div I Games: Harding 74 62 Sul Ross St. 106 58 Howard Payne 87 52

Abilene Christian

Loss, Non-Conf, S Site, H Home A Away N Neutral

Air ForceA
i
r
F
o
r
c
e

Air Force

Page 3

| | | | | | | | | | | |
|-------------------|----------|-----------|----------------|------------|-------------|---------------|------|------|-------|-----------|
| Average RPI Win: | 261 | WON-LOST | WINNING | LAST 10 | STRENGTH OF | OPP. STRENGTH | TEAM | ADJ. | CONF. | ADJ CONF. |
| Average RPI Loss: | 129 | RECORD | PCT. RANK | GAMES | SCHEDULE | OF SCHEDULE | RPI | RPI | RPI | RPI |
| DIV. I ONLY | 7- 18 | 289 | 1- 9 | 173 | 146 | 241 | 241 | 10 | 10 | |
| DIV. I NON-CONF. | 5- 4 | 143 | 0- 0 | 245 | 241 | 168 | 168 | 11 | 11 | |
| TOTALS | RPI 1-25 | RPI 26-50 | W-L RECORDS | RPI 51-100 | RPI 101-150 | RPI 150+ | | | | |
| 7- 18 | 0- 0 | 0- 2 | OVERALL | 1- 5 | 0- 5 | 6- 6 | | | | |
| 1- 9 | 0- 0 | 0- 0 | HOME | 0- 3 | 0- 3 | 1- 3 | | | | |
| 6- 8 | 0- 0 | 0- 1 | AWAY | 1- 2 | 0- 2 | 5- 3 | | | | |
| 0- 1 | 0- 0 | 0- 1 | NEUTRAL | 0- 0 | 0- 0 | 0- 0 | | | | |
| 5- 4 | 0- 0 | 0- 1 | NON-CONFERENCE | 0- 2 | 0- 1 | 5- 0 | | | | |
| 0- 2 | 0- 0 | 0- 0 | HOME | 0- 1 | 0- 1 | 0- 0 | | | | |
| 5- 1 | 0- 0 | 0- 0 | AWAY | 0- 1 | 0- 0 | 5- 0 | | | | |
| 0- 1 | 0- 0 | 0- 1 | NEUTRAL | 0- 0 | 0- 0 | 0- 0 | | | | |
| 2- 14 | 0- 0 | 0- 1 | CONFERENCE | 1- 3 | 0- 4 | 1- 6 | | | | |
| 1- 7 | 0- 0 | 0- 0 | HOME | 0- 2 | 0- 2 | 1- 3 | | | | |
| 1- 7 | 0- 0 | 0- 1 | AWAY | 1- 1 | 0- 2 | 0- 3 | | | | |
| 0- 0 | 0- 0 | 0- 0 | NEUTRAL | 0- 0 | 0- 0 | 0- 0 | | | | |

| RPI 1-25 | | | | RPI 26-50 | | | | RPI 51-100 | | | | RPI 101+ | | | | Team's RPI: 241 | |
|---------------------------|---|----------|-------|-----------|---|---------------|-------|------------|---|---------------|-------|----------|---|----------------|-------|-----------------|--|
| RPI | S | Opponent | Score | RPI | S | Opponent | Score | RPI | S | Opponent | Score | RPI | S | Opponent | Score | | |
| | | | | 26 | N | Elon | 62 65 | 51 | H | Ohio | 69 85 | 108 | A | Kent St. | 69 73 | | |
| | | | | 41 | A | Central Mich. | 62 89 | 61 | H | Bucknell | 47 61 | 108 | H | Kent St. | 58 72 | | |
| | | | | | | | | 79 | A | Penn St. | 71 84 | 110 | A | Ball St. | 70 80 | | |
| | | | | | | | | 82 | A | Northern Ill. | 84 55 | 110 | H | Ball St. | 63 90 | | |
| | | | | | | | | 85 | H | Toledo | 57 61 | 136 | H | Duquesne | 57 67 | | |
| | | | | | | | | 94 | A | Buffalo | 51 81 | 178 | A | Western Mich. | 60 73 | | |
| | | | | | | | | | | | | 178 | H | Western Mich. | 57 73 | | |
| | | | | | | | | | | | | 232 | A | Miami (OH) | 49 54 | | |
| | | | | | | | | | | | | 232 | H | Miami (OH) | 62 66 | | |
| | | | | | | | | | | | | 243 | A | Bowling Green | 50 86 | | |
| | | | | | | | | | | | | 243 | H | Bowling Green | 58 62 | | |
| | | | | | | | | | | | | 257 | A | Georgia St. | 78 66 | | |
| | | | | | | | | | | | | 258 | A | Canisius | 73 64 | | |
| | | | | | | | | | | | | 286 | H | Eastern Mich. | 80 62 | | |
| | | | | | | | | | | | | 293 | A | Eastern Ky. | 63 57 | | |
| | | | | | | | | | | | | 312 | A | Youngstown St. | 76 74 | | |
| | | | | | | | | | | | | 339 | A | Winthrop | 80 59 | | |
| LAST 12 Division I GAMES: | | | | | | | | | | | | | | | | | |
| | | | | 108 | A | Kent St. | 69 73 | 243 | A | Bowling Green | 50 86 | | | | | | |
| | | | | 232 | H | Miami (OH) | 62 66 | 110 | H | Ball St. | 63 90 | | | | | | |
| | | | | 94 | A | Buffalo | 51 81 | 286 | H | Eastern Mich. | 80 62 | | | | | | |
| | | | | 85 | H | Toledo | 57 61 | 178 | H | Western Mich. | 57 73 | | | | | | |
| | | | | 108 | H | Kent St. | 58 72 | 82 | A | Northern Ill. | 84 55 | | | | | | |
| | | | | 232 | A | Miami (OH) | 49 54 | 110 | A | Ball St. | 70 80 | | | | | | |

Non-Div I Games: Ohio Christian 69 52 Malone 63 52

Akron

■ Loss,
 ■ Non-Conf, S Site,
 ■ Home
 ■ Away
 N Neutral

Alabama

Through Games Of Feb. 25, 2017

| | | | | | | | | | | |
|-------------------|----------|-----------|----------------|------------|-------------|---------------|------|------|-------|-----------|
| Average RPI Win: | 202 | WON-LOST | WINNING | LAST 10 | STRENGTH OF | OPP. STRENGTH | TEAM | ADJ. | CONF. | ADJ CONF. |
| Average RPI Loss: | 54 | RECORD | PCT. RANK | GAMES | SCHEDULE | OF SCHEDULE | RPI | RPI | RPI | RPI |
| DIV. I ONLY | 17- 11 | 114 | 3- 7 | 151 | 57 | 130 | 130 | 2 | 2 | |
| DIV. I NON-CONF. | 12- 1 | 7 | 0- 0 | 340 | 286 | 124 | 124 | 2 | 2 | |
| TOTALS | RPI 1-25 | RPI 26-50 | W-L RECORDS | RPI 51-100 | RPI 101-150 | RPI 150+ | | | | |
| 17- 11 | 2- 4 | 1- 2 | OVERALL | 1- 4 | 2- 0 | 11- 1 | | | | |
| 12- 5 | 1- 2 | 0- 1 | HOME | 1- 1 | 1- 0 | 9- 1 | | | | |
| 3- 6 | 1- 2 | 1- 1 | AWAY | 0- 3 | 1- 0 | 0- 0 | | | | |
| 2- 0 | 0- 0 | 0- 0 | NEUTRAL | 0- 0 | 0- 0 | 2- 0 | | | | |
| 12- 1 | 0- 0 | 0- 0 | NON-CONFERENCE | 1- 1 | 0- 0 | 11- 0 | | | | |
| 10- 0 | 0- 0 | 0- 0 | HOME | 1- 0 | 0- 0 | 9- 0 | | | | |
| 0- 1 | 0- 0 | 0- 0 | AWAY | 0- 1 | 0- 0 | 0- 0 | | | | |
| 2- 0 | 0- 0 | 0- 0 | NEUTRAL | 0- 0 | 0- 0 | 2- 0 | | | | |
| 5- 10 | 2- 4 | 1- 2 | CONFERENCE | 0- 3 | 2- 0 | 0- 1 | | | | |
| 2- 5 | 1- 2 | 0- 1 | HOME | 0- 1 | 1- 0 | 0- 1 | | | | |
| 3- 5 | 1- 2 | 1- 1 | AWAY | 0- 2 | 1- 0 | 0- 0 | | | | |
| 0- 0 | 0- 0 | 0- 0 | NEUTRAL | 0- 0 | 0- 0 | 0- 0 | | | | |

| RPI | S | Opponent | Score | RPI | S | Opponent | Score | RPI | S | Opponent | Score | RPI | S | Opponent | Score | Team's RPI: 130 |
|---------------------------|---|-----------------|-------|-----|---|-----------------|-------|-----|---|--------------|-------|-----|---|------------------|-------|-----------------|
| 3 | H | Mississippi St. | 54 67 | 33 | A | LSU | 41 48 | 53 | H | Georgia Tech | 67 65 | 123 | A | Ole Miss | 65 57 | |
| 4 | A | South Carolina | 45 93 | 42 | A | Auburn | 63 61 | 66 | A | Georgetown | 59 70 | 123 | H | Ole Miss | 90 80 | |
| 14 | H | Kentucky | 54 71 | 42 | H | Auburn | 55 66 | 80 | H | Florida | 56 66 | 153 | H | Arkansas | 50 68 | |
| 22 | A | Missouri | 59 58 | | | | | 81 | A | Georgia | 65 71 | 170 | H | Kansas | 71 65 | |
| 23 | H | Tennessee | 65 57 | | | | | 90 | A | Vanderbilt | 80 87 | 214 | H | New Orleans | 78 57 | |
| 24 | A | Texas A&M | 48 69 | | | | | | | | | 219 | H | Ga. Southern | 66 48 | |
| | | | | | | | | | | | | 257 | H | Georgia St. | 80 57 | |
| | | | | | | | | | | | | 289 | N | McNeese | 84 63 | |
| | | | | | | | | | | | | 296 | H | Lipscomb | 82 35 | |
| | | | | | | | | | | | | 299 | N | UTEP | 78 60 | |
| | | | | | | | | | | | | 305 | H | Alcorn | 93 43 | |
| | | | | | | | | | | | | 316 | H | Mississippi Val. | 93 44 | |
| | | | | | | | | | | | | 330 | H | Florida A&M | 81 46 | |
| | | | | | | | | | | | | 349 | H | Alabama A&M | 97 29 | |
| LAST 12 Division I GAMES: | | | | | | | | | | | | | | | | |
| 81 | A | Georgia | 65 71 | 42 | H | Auburn | 55 66 | | | | | | | | | |
| 42 | A | Auburn | 63 61 | 90 | A | Vanderbilt | 80 87 | | | | | | | | | |
| 23 | H | Tennessee | 65 57 | 123 | A | Ole Miss | 65 57 | | | | | | | | | |
| 80 | H | Florida | 56 66 | 3 | H | Mississippi St. | 54 67 | | | | | | | | | |
| 24 | A | Texas A&M | 48 69 | 153 | H | Arkansas | 50 68 | | | | | | | | | |
| 33 | A | LSU | 41 48 | 14 | H | Kentucky | 54 71 | | | | | | | | | |

Non-Div I Games:

Alabama

■ Loss,
 ■ Non-Conf, S Site,
 ■ Home
 ■ Away
 N Neutral

| | | | | | | | | | | |
|-------------------|----------|-----------|----------------|------------|-------------|---------------|------|------|-------|-----------|
| Average RPI Win: | 0 | WON-LOST | WINNING | LAST 10 | STRENGTH OF | OPP. STRENGTH | TEAM | ADJ. | CONF. | ADJ CONF. |
| Average RPI Loss: | 240 | RECORD | PCT. RANK | GAMES | SCHEDULE | OF SCHEDULE | RPI | RPI | RPI | RPI |
| DIV. I ONLY | 0- 22 | 348 | 0- 10 | 335 | 333 | 349 | 349 | 30 | 30 | |
| DIV. I NON-CONF. | 0- 7 | 335 | 0- 0 | 205 | 247 | 341 | 341 | 30 | 30 | |
| TOTALS | RPI 1-25 | RPI 26-50 | W-L RECORDS | RPI 51-100 | RPI 101-150 | RPI 150+ | | | | |
| 0- 22 | 0- 0 | 0- 1 | OVERALL | 0- 0 | 0- 2 | 0- 19 | | | | |
| 0- 8 | 0- 0 | 0- 0 | HOME | 0- 0 | 0- 0 | 0- 8 | | | | |
| 0- 14 | 0- 0 | 0- 0 | AWAY | 0- 0 | 0- 0 | 0- 6 | | | | |
| 0- 0 | 0- 0 | 0- 0 | NEUTRAL | 0- 0 | 0- 0 | 0- 0 | | | | |
| 0- 7 | 0- 0 | 0- 1 | NON-CONFERENCE | 0- 0 | 0- 2 | 0- 4 | | | | |
| 0- 0 | 0- 0 | 0- 0 | HOME | 0- 0 | 0- 0 | 0- 0 | | | | |
| 0- 7 | 0- 0 | 0- 1 | AWAY | 0- 0 | 0- 2 | 0- 4 | | | | |
| 0- 0 | 0- 0 | 0- 0 | NEUTRAL | 0- 0 | 0- 0 | 0- 0 | | | | |
| 0- 15 | 0- 0 | 0- 0 | CONFERENCE | 0- 0 | 0- 0 | 0- 15 | | | | |
| 0- 8 | 0- 0 | 0- 0 | HOME | 0- 0 | 0- 0 | 0- 8 | | | | |
| 0- 7 | 0- 0 | 0- 0 | AWAY | 0- 0 | 0- 0 | 0- 7 | | | | |
| 0- 0 | 0- 0 | 0- 0 | NEUTRAL | 0- 0 | 0- 0 | 0- 0 | | | | |

| RPI 1-25 | | | RPI 26-50 | | | RPI 51-100 | | | RPI 101+ Team's RPI: 349 | | | | | | |
|---------------------------|---|----------|-----------|-----|---|------------------|-------|-----|--------------------------|----------|-------|-----|---|-------------------|-------|
| RPI | S | Opponent | Score | RPI | S | Opponent | Score | RPI | S | Opponent | Score | | | | |
| | | | | 46 | A | Western Ky. | 32 96 | | | | | 111 | A | North Carolina | 35 80 |
| | | | | | | | | | | | | 130 | A | Alabama | 29 97 |
| | | | | | | | | | | | | 201 | H | Grambling | 53 68 |
| | | | | | | | | | | | | 203 | A | Texas Southern | 51 60 |
| | | | | | | | | | | | | 222 | A | Alabama St. | 35 62 |
| | | | | | | | | | | | | 222 | H | Alabama St. | 37 52 |
| | | | | | | | | | | | | 224 | A | Southern U. | 57 69 |
| | | | | | | | | | | | | 224 | H | Southern U. | 54 66 |
| | | | | | | | | | | | | 237 | A | Samford | 37 61 |
| | | | | | | | | | | | | 255 | A | Evansville | 54 63 |
| | | | | | | | | | | | | 262 | A | Ark.-Pine Bluff | 57 61 |
| | | | | | | | | | | | | 262 | H | Ark.-Pine Bluff | 55 65 |
| | | | | | | | | | | | | 264 | A | Murray St. | 49 81 |
| | | | | | | | | | | | | 273 | A | Southeast Mo. St. | 47 75 |
| | | | | | | | | | | | | 278 | A | Prairie View | 47 71 |
| | | | | | | | | | | | | 278 | H | Prairie View | 50 63 |
| | | | | | | | | | | | | 305 | A | Alcorn | 42 71 |
| | | | | | | | | | | | | 305 | H | Alcorn | 57 73 |
| | | | | | | | | | | | | 316 | A | Mississippi Val. | 58 60 |
| | | | | | | | | | | | | 316 | H | Mississippi Val. | 52 58 |
| | | | | | | | | | | | | 345 | H | Jackson St. | 54 64 |
| LAST 12 Division I GAMES: | | | | | | | | | | | | | | | |
| | | | | 278 | H | Prairie View | 50 63 | | | | | 203 | A | Texas Southern | 51 60 |
| | | | | 305 | A | Alcorn | 42 71 | | | | | 278 | A | Prairie View | 47 71 |
| | | | | 224 | A | Southern U. | 57 69 | | | | | 305 | H | Alcorn | 57 73 |
| | | | | 222 | A | Alabama St. | 35 62 | | | | | 224 | H | Southern U. | 54 66 |
| | | | | 262 | H | Ark.-Pine Bluff | 55 65 | | | | | 222 | H | Alabama St. | 37 52 |
| | | | | 316 | H | Mississippi Val. | 52 58 | | | | | 262 | A | Ark.-Pine Bluff | 57 61 |

Non-Div I Games: Oakwood 68 65 Concordia (AL) 61 58

Alabama A&M

Loss, Non-Conf, S Site, H Home A Away N Neutral

| | | | | | | | | | | |
|-------------------|----------|-----------|----------------|------------|-------------|---------------|------|------|-------|-----------|
| Average RPI Win: | 305 | WON-LOST | WINNING | LAST 10 | STRENGTH OF | OPP. STRENGTH | TEAM | ADJ. | CONF. | ADJ CONF. |
| Average RPI Loss: | 149 | RECORD | PCT. RANK | GAMES | SCHEDULE | OF SCHEDULE | RPI | RPI | RPI | RPI |
| DIV. I ONLY | 10- 14 | 225 | 6- 4 | 264 | 298 | 222 | 222 | 30 | 30 | |
| DIV. I NON-CONF. | 0- 9 | 335 | 0- 0 | 38 | 19 | 275 | 275 | 30 | 30 | |
| TOTALS | RPI 1-25 | RPI 26-50 | W-L RECORDS | RPI 51-100 | RPI 101-150 | RPI 150+ | | | | |
| 10- 14 | 0- 2 | 0- 1 | OVERALL | 0- 1 | 0- 3 | 10- 7 | | | | |
| 5- 3 | 0- 0 | 0- 0 | HOME | 0- 0 | 0- 0 | 5- 3 | | | | |
| 5- 11 | 0- 0 | 0- 0 | AWAY | 0- 0 | 0- 2 | 5- 2 | | | | |
| 0- 0 | 0- 0 | 0- 0 | NEUTRAL | 0- 0 | 0- 0 | 0- 0 | | | | |
| 0- 9 | 0- 2 | 0- 1 | NON-CONFERENCE | 0- 1 | 0- 3 | 0- 2 | | | | |
| 0- 0 | 0- 0 | 0- 0 | HOME | 0- 0 | 0- 0 | 0- 0 | | | | |
| 0- 9 | 0- 2 | 0- 1 | AWAY | 0- 1 | 0- 3 | 0- 2 | | | | |
| 0- 0 | 0- 0 | 0- 0 | NEUTRAL | 0- 0 | 0- 0 | 0- 0 | | | | |
| 10- 5 | 0- 0 | 0- 0 | CONFERENCE | 0- 0 | 0- 0 | 10- 5 | | | | |
| 5- 3 | 0- 0 | 0- 0 | HOME | 0- 0 | 0- 0 | 5- 3 | | | | |
| 5- 2 | 0- 0 | 0- 0 | AWAY | 0- 0 | 0- 0 | 5- 2 | | | | |
| 0- 0 | 0- 0 | 0- 0 | NEUTRAL | 0- 0 | 0- 0 | 0- 0 | | | | |

| RPI 1-25 | | | | RPI 26-50 | | | | RPI 51-100 | | | | RPI 101+ Team's RPI: 222 | | | |
|---------------------------|---|------------------|--------|-----------|---|------------------|-------|------------|---|--------------|-------|--------------------------|---|------------------|-------|
| RPI | S | Opponent | Score | RPI | S | Opponent | Score | RPI | S | Opponent | Score | RPI | S | Opponent | Score |
| 3 | A | Mississippi St. | 47 90 | 33 | A | LSU | 40 93 | 53 | A | Georgia Tech | 48 70 | 111 | A | North Carolina | 54 84 |
| 25 | A | Ohio St. | 61 118 | | | | | | | | | 115 | A | Troy | 66 95 |
| | | | | | | | | | | | | 124 | A | Southern Miss. | 43 70 |
| | | | | | | | | | | | | 201 | H | Grambling | 45 60 |
| | | | | | | | | | | | | 203 | A | Texas Southern | 48 52 |
| | | | | | | | | | | | | 203 | H | Texas Southern | 50 55 |
| | | | | | | | | | | | | 224 | A | Southern U. | 53 59 |
| | | | | | | | | | | | | 224 | H | Southern U. | 75 70 |
| | | | | | | | | | | | | 237 | A | Samford | 49 63 |
| | | | | | | | | | | | | 262 | A | Ark.-Pine Bluff | 74 62 |
| | | | | | | | | | | | | 262 | H | Ark.-Pine Bluff | 51 52 |
| | | | | | | | | | | | | 278 | A | Prairie View | 75 61 |
| | | | | | | | | | | | | 290 | A | Savannah St. | 39 54 |
| | | | | | | | | | | | | 305 | A | Alcorn | 62 56 |
| | | | | | | | | | | | | 305 | H | Alcorn | 72 54 |
| | | | | | | | | | | | | 316 | A | Mississippi Val. | 79 73 |
| | | | | | | | | | | | | 316 | H | Mississippi Val. | 71 57 |
| | | | | | | | | | | | | 345 | H | Jackson St. | 73 64 |
| | | | | | | | | | | | | 349 | A | Alabama A&M | 52 37 |
| | | | | | | | | | | | | 349 | H | Alabama A&M | 62 35 |
| LAST 12 Division I GAMES: | | | | | | | | | | | | | | | |
| 203 | H | Texas Southern | 50 55 | 278 | A | Prairie View | 75 61 | | | | | | | | |
| 224 | A | Southern U. | 53 59 | 203 | A | Texas Southern | 48 52 | | | | | | | | |
| 305 | A | Alcorn | 62 56 | 224 | H | Southern U. | 75 70 | | | | | | | | |
| 349 | H | Alabama A&M | 62 35 | 305 | H | Alcorn | 72 54 | | | | | | | | |
| 316 | H | Mississippi Val. | 71 57 | 349 | A | Alabama A&M | 52 37 | | | | | | | | |
| 262 | H | Ark.-Pine Bluff | 51 52 | 316 | A | Mississippi Val. | 79 73 | | | | | | | | |

Non-Div I Games: Mobile 84 45

Alabama St.

■ Loss,
 ■ Non-Conf,
 ■ S Site,
 ■ Home
 ■ A Away
 N Neutral

| Average RPI Win: | 227 | WON-LOST | WINNING | LAST 10 | STRENGTH OF | OPP. STRENGTH | TEAM | ADJ. | CONF. | ADJ CONF. |
|-------------------|----------|-----------|----------------|------------|-------------|---------------|------|------|-------|-----------|
| Average RPI Loss: | 130 | RECORD | PCT. RANK | GAMES | SCHEDULE | OF SCHEDULE | RPI | RPI | RPI | RPI |
| DIV. I ONLY | 16- 11 | 120 | 8- 2 | 185 | 184 | 133 | 133 | 22 | 22 | |
| DIV. I NON-CONF. | 5- 7 | 205 | 0- 0 | 153 | 121 | 176 | 176 | 22 | 22 | |
| TOTALS | RPI 1-25 | RPI 26-50 | W-L RECORDS | RPI 51-100 | RPI 101-150 | RPI 150+ | | | | |
| 16- 11 | 0- 2 | 0- 0 | OVERALL | 1- 2 | 2- 3 | 13- 4 | | | | |
| 11- 1 | 0- 0 | 0- 0 | HOME | 1- 0 | 2- 0 | 8- 1 | | | | |
| 5- 9 | 0- 1 | 0- 0 | AWAY | 0- 2 | 0- 3 | 5- 3 | | | | |
| 0- 1 | 0- 1 | 0- 0 | NEUTRAL | 0- 0 | 0- 0 | 0- 0 | | | | |
| 5- 7 | 0- 2 | 0- 0 | NON-CONFERENCE | 0- 1 | 1- 2 | 4- 2 | | | | |
| 4- 0 | 0- 0 | 0- 0 | HOME | 0- 0 | 1- 0 | 3- 0 | | | | |
| 1- 6 | 0- 1 | 0- 0 | AWAY | 0- 1 | 0- 2 | 1- 2 | | | | |
| 0- 1 | 0- 1 | 0- 0 | NEUTRAL | 0- 0 | 0- 0 | 0- 0 | | | | |
| 11- 4 | 0- 0 | 0- 0 | CONFERENCE | 1- 1 | 1- 1 | 9- 2 | | | | |
| 7- 1 | 0- 0 | 0- 0 | HOME | 1- 0 | 1- 0 | 5- 1 | | | | |
| 4- 3 | 0- 0 | 0- 0 | AWAY | 0- 1 | 0- 1 | 4- 1 | | | | |
| 0- 0 | 0- 0 | 0- 0 | NEUTRAL | 0- 0 | 0- 0 | 0- 0 | | | | |

| RPI 1-25 | | | | RPI 26-50 | | | | RPI 51-100 | | | | RPI 101+ Team's RPI: 133 | | | |
|---------------------------|---|---------------|-------|-----------|---|--------------|-------|------------|---|-----------------|-------|--------------------------|---|-----------------|-------|
| RPI | S | Opponent | Score | RPI | S | Opponent | Score | RPI | S | Opponent | Score | RPI | S | Opponent | Score |
| 14 | A | Kentucky | 46 70 | | | | | 68 | A | St. John's (NY) | 36 54 | 113 | A | Fordham | 82 89 |
| 16 | N | Miami (FL) | 53 77 | | | | | 76 | A | New Hampshire | 58 71 | 132 | A | Yale | 53 64 |
| | | | | | | | | 76 | H | New Hampshire | 64 55 | 137 | A | Maine | 71 84 |
| | | | | | | | | | | | | 137 | H | Maine | 64 60 |
| | | | | | | | | | | | | 147 | H | Army West Point | 65 59 |
| | | | | | | | | | | | | 176 | H | Siena | 88 86 |
| | | | | | | | | | | | | 177 | H | Hartford | 82 71 |
| | | | | | | | | | | | | 181 | H | Fairfield | 59 45 |
| | | | | | | | | | | | | 206 | A | Binghamton | 67 61 |
| | | | | | | | | | | | | 206 | H | Binghamton | 80 63 |
| | | | | | | | | | | | | 207 | A | UMBC | 60 63 |
| | | | | | | | | | | | | 207 | H | UMBC | 56 64 |
| | | | | | | | | | | | | 223 | A | Dartmouth | 61 69 |
| | | | | | | | | | | | | 239 | A | St. Bonaventure | 59 67 |
| | | | | | | | | | | | | 245 | H | Boston U. | 69 54 |
| | | | | | | | | | | | | 248 | A | Stony Brook | 75 57 |
| | | | | | | | | | | | | 248 | H | Stony Brook | 64 54 |
| | | | | | | | | | | | | 284 | A | Vermont | 67 52 |
| | | | | | | | | | | | | 284 | H | Vermont | 64 53 |
| | | | | | | | | | | | | 336 | A | Wagner | 75 50 |
| | | | | | | | | | | | | 343 | A | UMass Lowell | 79 60 |
| | | | | | | | | | | | | 343 | H | UMass Lowell | 93 69 |
| LAST 12 Division I GAMES: | | | | | | | | | | | | | | | |
| 284 | A | Vermont | 67 52 | 343 | A | UMass Lowell | 79 60 | | | | | | | | |
| 137 | H | Maine | 64 60 | 177 | H | Hartford | 82 71 | | | | | | | | |
| 207 | A | UMBC | 60 63 | 284 | H | Vermont | 64 53 | | | | | | | | |
| 206 | H | Binghamton | 80 63 | 137 | A | Maine | 71 84 | | | | | | | | |
| 76 | H | New Hampshire | 64 55 | 206 | A | Binghamton | 67 61 | | | | | | | | |
| 248 | A | Stony Brook | 75 57 | 207 | H | UMBC | 56 64 | | | | | | | | |

Non-Div I Games: Post 85 61

Albany (NY)

■ Loss,
 ■ Non-Conf,
 ■ S Site,
 ■ H Home
 ■ A Away
 N Neutral

| | | | | | | | | | |
|------------------------------|----------|-----------|----------------|-------------|---------------|----------|------|-------|-----------|
| Average RPI Win: 309 | WON-LOST | WINNING | LAST 10 | STRENGTH OF | OPP. STRENGTH | TEAM | ADJ. | CONF. | ADJ CONF. |
| Average RPI Loss: 183 | RECORD | PCT. RANK | GAMES | SCHEDULE | OF SCHEDULE | RPI | RPI | RPI | RPI |
| DIV. I ONLY | 9- 18 | 260 | 3- 5 | 303 | 327 | 305 | 305 | 30 | 30 |
| DIV. I NON-CONF. | 0- 11 | 335 | 0- 1 | 116 | 228 | 323 | 323 | 30 | 30 |
| TOTALS | RPI 1-25 | RPI 26-50 | W-L RECORDS | RPI 51-100 | RPI 101-150 | RPI 150+ | | | |
| 9- 18 | 0- 0 | 0- 0 | OVERALL | 0- 1 | 0- 6 | 9- 11 | | | |
| 6- 5 | 0- 0 | 0- 0 | HOME | 0- 0 | 0- 1 | 6- 4 | | | |
| 3- 12 | 0- 0 | 0- 0 | AWAY | 0- 0 | 0- 2 | 3- 3 | | | |
| 0- 1 | 0- 0 | 0- 0 | NEUTRAL | 0- 0 | 0- 0 | 0- 1 | | | |
| 0- 11 | 0- 0 | 0- 0 | NON-CONFERENCE | 0- 1 | 0- 6 | 0- 4 | | | |
| 0- 2 | 0- 0 | 0- 0 | HOME | 0- 0 | 0- 1 | 0- 1 | | | |
| 0- 8 | 0- 0 | 0- 0 | AWAY | 0- 1 | 0- 5 | 0- 2 | | | |
| 0- 1 | 0- 0 | 0- 0 | NEUTRAL | 0- 0 | 0- 0 | 0- 1 | | | |
| 9- 7 | 0- 0 | 0- 0 | CONFERENCE | 0- 0 | 0- 0 | 9- 7 | | | |
| 6- 3 | 0- 0 | 0- 0 | HOME | 0- 0 | 0- 0 | 6- 3 | | | |
| 3- 4 | 0- 0 | 0- 0 | AWAY | 0- 0 | 0- 0 | 3- 4 | | | |
| 0- 0 | 0- 0 | 0- 0 | NEUTRAL | 0- 0 | 0- 0 | 0- 0 | | | |

| RPI S | Opponent | Score | RPI S | Opponent | Score | RPI S | Opponent | Score | RPI S | Opponent | Score | Team's RPI: 305 |
|---------------------------|-------------------|-------|-------|-----------------|-------|-------|------------|-------|-------|-------------------|-------|-----------------|
| | | | | | | 100 A | Texas Tech | 37 90 | 107 A | Central Ark. | 45 59 | |
| | | | | | | | | | 107 H | Central Ark. | 57 71 | |
| | | | | | | | | | 124 A | Southern Miss. | 56 99 | |
| | | | | | | | | | 125 A | Arizona | 59 74 | |
| | | | | | | | | | 130 A | Alabama | 43 93 | |
| | | | | | | | | | 144 A | TCU | 39 95 | |
| | | | | | | | | | 171 A | Houston | 70 85 | |
| | | | | | | | | | 201 A | Grambling | 63 86 | |
| | | | | | | | | | 201 H | Grambling | 63 67 | |
| | | | | | | | | | 203 H | Texas Southern | 53 57 | |
| | | | | | | | | | 222 A | Alabama St. | 54 72 | |
| | | | | | | | | | 222 H | Alabama St. | 56 62 | |
| | | | | | | | | | 224 A | Southern U. | 33 45 | |
| | | | | | | | | | 224 H | Southern U. | 69 63 | |
| | | | | | | | | | 226 A | Grand Canyon | 44 77 | |
| | | | | | | | | | 250 H | Jacksonville St. | 66 70 | |
| | | | | | | | | | 262 A | Ark.-Pine Bluff | 56 61 | |
| | | | | | | | | | 262 H | Ark.-Pine Bluff | 70 48 | |
| | | | | | | | | | 273 N | Southeast Mo. St. | 50 68 | |
| | | | | | | | | | 278 H | Prairie View | 62 55 | |
| | | | | | | | | | 316 A | Mississippi Val. | 68 60 | |
| | | | | | | | | | 316 H | Mississippi Val. | 69 49 | |
| | | | | | | | | | 345 A | Jackson St. | 70 53 | |
| | | | | | | | | | 345 H | Jackson St. | 74 51 | |
| | | | | | | | | | 349 A | Alabama A&M | 73 57 | |
| | | | | | | | | | 349 H | Alabama A&M | 71 42 | |
| LAST 12 Division I GAMES: | | | | | | | | | | | | |
| 273 N | Southeast Mo. St. | 50 68 | 201 H | Grambling | 63 67 | | | | | | | |
| 224 A | Southern U. | 33 45 | 345 H | Jackson St. | 74 51 | | | | | | | |
| 349 H | Alabama A&M | 71 42 | 224 H | Southern U. | 69 63 | | | | | | | |
| 222 H | Alabama St. | 56 62 | 349 A | Alabama A&M | 73 57 | | | | | | | |
| 262 A | Ark.-Pine Bluff | 56 61 | 222 A | Alabama St. | 54 72 | | | | | | | |
| 316 A | Mississippi Val. | 68 60 | 262 H | Ark.-Pine Bluff | 70 48 | | | | | | | |

Non-Div I Games:

Alcorn

■ Loss,
 ■ Non-Conf,
 ■ S Site,
 ■ Home
 ■ A Away
 N Neutral

| | | | | | | | | | |
|------------------------------|---------------|------------|----------------|-------------|---------------|------------|------------|-----------|-----------|
| Average RPI Win: 237 | WON-LOST | WINNING | LAST 10 | STRENGTH OF | OPP. STRENGTH | TEAM | ADJ. | CONF. | ADJ CONF. |
| Average RPI Loss: 168 | RECORD | PCT. RANK | GAMES | SCHEDULE | OF SCHEDULE | RPI | RPI | RPI | RPI |
| DIV. I ONLY | 14- 14 | 172 | 6- 4 | 206 | 256 | 194 | 194 | 23 | 23 |
| DIV. I NON-CONF. | 3- 8 | 262 | 0- 0 | 115 | 195 | 234 | 234 | 25 | 25 |
| TOTALS | RPI 1-25 | RPI 26-50 | W-L RECORDS | RPI 51-100 | RPI 101-150 | RPI 150+ | | | |
| 14- 14 | 0- 0 | 1- 1 | OVERALL | 1- 2 | 1- 5 | 11- 6 | | | |
| 9- 4 | 0- 0 | 1- 0 | HOME | 1- 0 | 1- 3 | 6- 1 | | | |
| 5- 8 | 0- 0 | 0- 1 | AWAY | 0- 2 | 0- 1 | 5- 4 | | | |
| 0- 2 | 0- 0 | 0- 0 | NEUTRAL | 0- 0 | 0- 1 | 0- 1 | | | |
| 3- 8 | 0- 0 | 1- 1 | NON-CONFERENCE | 0- 1 | 0- 3 | 2- 3 | | | |
| 2- 2 | 0- 0 | 1- 0 | HOME | 0- 0 | 0- 2 | 1- 0 | | | |
| 1- 4 | 0- 0 | 0- 1 | AWAY | 0- 1 | 0- 0 | 1- 2 | | | |
| 0- 2 | 0- 0 | 0- 0 | NEUTRAL | 0- 0 | 0- 1 | 0- 1 | | | |
| 11- 6 | 0- 0 | 0- 0 | CONFERENCE | 1- 1 | 1- 2 | 9- 3 | | | |
| 7- 2 | 0- 0 | 0- 0 | HOME | 1- 0 | 1- 1 | 5- 1 | | | |
| 4- 4 | 0- 0 | 0- 0 | AWAY | 0- 1 | 0- 1 | 4- 2 | | | |
| 0- 0 | 0- 0 | 0- 0 | NEUTRAL | 0- 0 | 0- 0 | 0- 0 | | | |

| RPI S | Opponent | Score | RPI S | Opponent | Score | RPI S | Opponent | Score | RPI S | Opponent | Score | Team's RPI: 194 |
|---------------------------|---------------------|-------|-------|-------------------|-------|-------|-------------------|-------|-------|----------|-------|-----------------|
| 40 | A Michigan | 33 82 | 61 | A Bucknell | 67 73 | 129 | H Navy | 50 48 | | | | |
| 48 | H George Washington | 66 61 | 61 | H Bucknell | 59 47 | 134 | H Delaware | 55 56 | | | | |
| | | | 79 | A Penn St. | 65 70 | 138 | N VCU | 62 68 | | | | |
| | | | | | | 147 | A Army West Point | 51 53 | | | | |
| | | | | | | 147 | H Army West Point | 57 68 | | | | |
| | | | | | | 149 | H William & Mary | 34 48 | | | | |
| | | | | | | 167 | A La Salle | 59 63 | | | | |
| | | | | | | 189 | A Hofstra | 67 72 | | | | |
| | | | | | | 207 | H UMBC | 70 53 | | | | |
| | | | | | | 245 | A Boston U. | 62 71 | | | | |
| | | | | | | 245 | H Boston U. | 73 62 | | | | |
| | | | | | | 257 | N Georgia St. | 58 59 | | | | |
| | | | | | | 270 | A Colgate | 73 62 | | | | |
| | | | | | | 270 | H Colgate | 68 57 | | | | |
| | | | | | | 279 | A Loyola Maryland | 60 45 | | | | |
| | | | | | | 279 | H Loyola Maryland | 66 59 | | | | |
| | | | | | | 295 | A Lehigh | 70 58 | | | | |
| | | | | | | 295 | H Lehigh | 68 51 | | | | |
| | | | | | | 297 | A Holy Cross | 46 51 | | | | |
| | | | | | | 297 | H Holy Cross | 60 61 | | | | |
| | | | | | | 312 | A Youngstown St. | 77 64 | | | | |
| | | | | | | 314 | A Lafayette | 76 52 | | | | |
| | | | | | | 314 | H Lafayette | 75 45 | | | | |
| LAST 12 Division I GAMES: | | | | | | | | | | | | |
| 279 | H Loyola Maryland | 66 59 | 295 | A Lehigh | 70 58 | | | | | | | |
| 129 | H Navy | 50 48 | 61 | H Bucknell | 59 47 | | | | | | | |
| 297 | A Holy Cross | 46 51 | 270 | A Colgate | 73 62 | | | | | | | |
| 314 | H Lafayette | 75 45 | 297 | H Holy Cross | 60 61 | | | | | | | |
| 147 | H Army West Point | 57 68 | 314 | A Lafayette | 76 52 | | | | | | | |
| 245 | A Boston U. | 62 71 | 147 | A Army West Point | 51 53 | | | | | | | |

Non-Div I Games:

American

■ Loss,
 ■ Non-Conf,
 ■ S Site,
 ■ Home
 ■ A Away
 N Neutral

| | | | | | | | | | | |
|-------------------|----------|-----------|----------------|------------|-------------|---------------|------|------|-------|-----------|
| Average RPI Win: | 261 | WON-LOST | WINNING | LAST 10 | STRENGTH OF | OPP. STRENGTH | TEAM | ADJ. | CONF. | ADJ CONF. |
| Average RPI Loss: | 139 | RECORD | PCT. RANK | GAMES | SCHEDULE | OF SCHEDULE | RPI | RPI | RPI | RPI |
| DIV. I ONLY | 11- 17 | 237 | 3- 7 | 165 | 233 | 213 | 213 | 21 | 21 | |
| DIV. I NON-CONF. | 5- 6 | 186 | 0- 0 | 144 | 236 | 165 | 165 | 19 | 19 | |
| TOTALS | RPI 1-25 | RPI 26-50 | W-L RECORDS | RPI 51-100 | RPI 101-150 | RPI 150+ | | | | |
| 11- 17 | 0- 2 | 0- 0 | OVERALL | 0- 5 | 0- 2 | 11- 8 | | | | |
| 5- 7 | 0- 0 | 0- 0 | HOME | 0- 2 | 0- 1 | 5- 4 | | | | |
| 5- 10 | 0- 2 | 0- 0 | AWAY | 0- 3 | 0- 1 | 5- 4 | | | | |
| 1- 0 | 0- 0 | 0- 0 | NEUTRAL | 0- 0 | 0- 0 | 1- 0 | | | | |
| 5- 6 | 0- 2 | 0- 0 | NON-CONFERENCE | 0- 1 | 0- 1 | 5- 2 | | | | |
| 2- 2 | 0- 0 | 0- 0 | HOME | 0- 0 | 0- 1 | 2- 1 | | | | |
| 2- 4 | 0- 2 | 0- 0 | AWAY | 0- 1 | 0- 0 | 2- 1 | | | | |
| 1- 0 | 0- 0 | 0- 0 | NEUTRAL | 0- 0 | 0- 0 | 1- 0 | | | | |
| 6- 11 | 0- 0 | 0- 0 | CONFERENCE | 0- 4 | 0- 1 | 6- 6 | | | | |
| 3- 5 | 0- 0 | 0- 0 | HOME | 0- 2 | 0- 0 | 3- 3 | | | | |
| 3- 6 | 0- 0 | 0- 0 | AWAY | 0- 2 | 0- 1 | 3- 3 | | | | |
| 0- 0 | 0- 0 | 0- 0 | NEUTRAL | 0- 0 | 0- 0 | 3- 0 | | | | |

| RPI 1-25 | | | | RPI 26-50 | | | | RPI 51-100 | | | | RPI 101+ Team's RPI: 213 | | | |
|---------------------------|---|--------------|-------|-----------|---|--------------|-------|------------|---|--------------|-------|--------------------------|---|--------------------|-------|
| RPI | S | Opponent | Score | RPI | S | Opponent | Score | RPI | S | Opponent | Score | RPI | S | Opponent | Score |
| 17 | A | DePaul | 58 99 | | | | | 52 | A | Little Rock | 55 67 | 115 | A | Troy | 77 86 |
| 23 | A | Tennessee | 66 92 | | | | | 52 | H | Little Rock | 69 77 | 131 | H | Radford | 54 57 |
| | | | | | | | | 53 | A | Georgia Tech | 52 81 | 152 | A | Texas St. | 66 64 |
| | | | | | | | | 98 | A | UT Arlington | 63 74 | 152 | H | Texas St. | 37 53 |
| | | | | | | | | 98 | H | UT Arlington | 62 73 | 160 | H | Louisiana | 58 68 |
| | | | | | | | | | | | | 195 | A | ETSU | 71 68 |
| | | | | | | | | | | | | 204 | H | Col. of Charleston | 62 65 |
| | | | | | | | | | | | | 219 | A | Ga. Southern | 50 53 |
| | | | | | | | | | | | | 219 | H | Ga. Southern | 73 48 |
| | | | | | | | | | | | | 225 | A | Richmond | 46 55 |
| | | | | | | | | | | | | 235 | A | Liberty | 66 57 |
| | | | | | | | | | | | | 242 | A | South Ala. | 41 54 |
| | | | | | | | | | | | | 254 | H | UNC Asheville | 81 51 |
| | | | | | | | | | | | | 257 | A | Georgia St. | 67 63 |
| | | | | | | | | | | | | 257 | H | Georgia St. | 55 59 |
| | | | | | | | | | | | | 260 | A | Coastal Caro. | 55 60 |
| | | | | | | | | | | | | 281 | H | N.C. A&T | 71 58 |
| | | | | | | | | | | | | 304 | N | Gardner-Webb | 72 67 |
| | | | | | | | | | | | | 322 | A | Arkansas St. | 81 72 |
| | | | | | | | | | | | | 322 | H | Arkansas St. | 76 50 |
| | | | | | | | | | | | | 334 | H | La.-Monroe | 79 61 |
| LAST 12 Division I GAMES: | | | | | | | | | | | | | | | |
| 334 | H | La.-Monroe | 79 61 | 322 | A | Arkansas St. | 81 72 | | | | | | | | |
| 160 | H | Louisiana | 58 68 | 52 | A | Little Rock | 55 67 | | | | | | | | |
| 242 | A | South Ala. | 41 54 | 98 | H | UT Arlington | 62 73 | | | | | | | | |
| 115 | A | Troy | 77 86 | 152 | H | Texas St. | 37 53 | | | | | | | | |
| 257 | H | Georgia St. | 55 59 | 219 | A | Ga. Southern | 50 53 | | | | | | | | |
| 219 | H | Ga. Southern | 73 48 | 257 | A | Georgia St. | 67 63 | | | | | | | | |

Non-Div I Games:

Appalachian St.

■ Loss,
■ Non-Conf, S Site,
■ Home
■ Away
N Neutral

Arizona

Through Games Of Feb. 25, 2017

| Average RPI Win: | 188 | WON-LOST | WINNING | LAST 10 | STRENGTH OF | OPP. STRENGTH | TEAM | ADJ. | CONF. | ADJ CONF. |
|-------------------|----------|-----------|----------------|------------|-------------|---------------|------|------|-------|-----------|
| Average RPI Loss: | 50 | RECORD | PCT. RANK | GAMES | SCHEDULE | OF SCHEDULE | RPI | RPI | RPI | RPI |
| DIV. I ONLY | 13- 15 | 192 | 2- 8 | 62 | 44 | 125 | 125 | 1 | 1 | |
| DIV. I NON-CONF. | 9- 2 | 37 | 0- 0 | 307 | 315 | 133 | 133 | 1 | 1 | |
| TOTALS | RPI 1-25 | RPI 26-50 | W-L RECORDS | RPI 51-100 | RPI 101-150 | RPI 150+ | | | | |
| 13- 15 | 0- 7 | 1- 2 | OVERALL | 1- 4 | 3- 0 | 8- 2 | | | | |
| 8- 7 | 0- 4 | 1- 1 | HOME | 0- 1 | 1- 0 | 6- 1 | | | | |
| 5- 8 | 0- 3 | 0- 1 | AWAY | 1- 3 | 2- 0 | 2- 1 | | | | |
| 0- 0 | 0- 0 | 0- 0 | NEUTRAL | 0- 0 | 0- 0 | 0- 0 | | | | |
| 9- 2 | 0- 0 | 0- 0 | NON-CONFERENCE | 0- 0 | 1- 0 | 8- 2 | | | | |
| 6- 1 | 0- 0 | 0- 0 | HOME | 0- 0 | 0- 0 | 6- 1 | | | | |
| 3- 1 | 0- 0 | 0- 0 | AWAY | 0- 0 | 1- 0 | 2- 1 | | | | |
| 0- 0 | 0- 0 | 0- 0 | NEUTRAL | 0- 0 | 0- 0 | 0- 0 | | | | |
| 4- 13 | 0- 7 | 1- 2 | CONFERENCE | 1- 4 | 2- 0 | 0- 0 | | | | |
| 2- 6 | 0- 4 | 1- 1 | HOME | 0- 1 | 1- 0 | 0- 0 | | | | |
| 2- 7 | 0- 3 | 0- 1 | AWAY | 1- 3 | 1- 0 | 0- 0 | | | | |
| 0- 0 | 0- 0 | 0- 0 | NEUTRAL | 0- 0 | 0- 0 | 0- 0 | | | | |

| RPI S Opponent | Score | RPI S Opponent | Score | RPI S Opponent | Score | RPI S Opponent | Score | Team's RPI: 125 |
|---------------------------|-------|--------------------------|-------|--------------------------|-------|----------------------|-------|-----------------|
| 5 H Oregon St. | 57 65 | 28 A Arizona St. | 54 67 | 58 A California | 60 71 | 102 A Washington St. | 70 62 | |
| 7 A Washington | 55 91 | 28 H Arizona St. | 62 58 | 58 H California | 64 74 | 102 H Washington St. | 56 55 | |
| 7 H Washington | 73 90 | 37 H Oregon | 65 79 | 67 A Southern California | 54 58 | 150 A New Mexico St. | 74 63 | |
| 9 A Stanford | 46 73 | | | 70 A Utah | 81 70 | 170 A Kansas | 51 75 | |
| 9 H Stanford | 55 77 | | | 87 A Colorado | 56 65 | 183 H North Texas | 58 62 | |
| 11 A UCLA | 49 69 | | | | | 190 A George Mason | 81 70 | |
| 11 H UCLA | 56 79 | | | | | 200 H Utah St. | 61 57 | |
| | | | | | | 201 H Grambling | 73 46 | |
| | | | | | | 220 H San Diego | 76 59 | |
| | | | | | | 247 H Portland St. | 75 52 | |
| | | | | | | 298 A Southern Utah | 77 65 | |
| | | | | | | 305 H Alcorn | 74 59 | |
| | | | | | | 335 H Fla. Atlantic | 77 67 | |
| LAST 12 Division I GAMES: | | | | | | | | |
| 11 H UCLA | 56 79 | 37 H Oregon | 65 79 | | | | | |
| 28 A Arizona St. | 54 67 | 11 A UCLA | 49 69 | | | | | |
| 28 H Arizona St. | 62 58 | 67 A Southern California | 54 58 | | | | | |
| 102 A Washington St. | 70 62 | 58 A California | 60 71 | | | | | |
| 7 A Washington | 55 91 | 9 A Stanford | 46 73 | | | | | |
| 5 H Oregon St. | 57 65 | 102 H Washington St. | 56 55 | | | | | |

Non-Div I Games:

Arizona

Loss, Non-Conf, S Site, H Home A Away N Neutral

| | | | | | | | | | | |
|-------------------|----------|-----------|----------------|------------|-------------|---------------|------|------|-------|-----------|
| Average RPI Win: | 119 | WON-LOST | WINNING | LAST 10 | STRENGTH OF | OPP. STRENGTH | TEAM | ADJ. | CONF. | ADJ CONF. |
| Average RPI Loss: | 30 | RECORD | PCT. RANK | GAMES | SCHEDULE | OF SCHEDULE | RPI | RPI | RPI | RPI |
| DIV. I ONLY | 18- 10 | 96 | 4- 6 | 25 | 3 | 28 | 28 | 1 | 1 | |
| DIV. I NON-CONF. | 9- 2 | 37 | 0- 0 | 85 | 46 | 31 | 31 | 1 | 1 | |
| TOTALS | RPI 1-25 | RPI 26-50 | W-L RECORDS | RPI 51-100 | RPI 101-150 | RPI 150+ | | | | |
| 18- 10 | 1- 7 | 1- 1 | OVERALL | 8- 1 | 3- 1 | 5- 0 | | | | |
| 11- 3 | 0- 3 | 1- 0 | HOME | 3- 0 | 2- 0 | 5- 0 | | | | |
| 6- 6 | 1- 3 | 0- 1 | AWAY | 4- 1 | 1- 1 | 0- 0 | | | | |
| 1- 1 | 0- 1 | 0- 0 | NEUTRAL | 1- 0 | 0- 0 | 0- 0 | | | | |
| 9- 2 | 1- 1 | 0- 1 | NON-CONFERENCE | 3- 0 | 0- 0 | 5- 0 | | | | |
| 6- 0 | 0- 0 | 0- 0 | HOME | 1- 0 | 0- 0 | 5- 0 | | | | |
| 2- 1 | 1- 0 | 0- 1 | AWAY | 1- 0 | 0- 0 | 0- 0 | | | | |
| 1- 1 | 0- 1 | 0- 0 | NEUTRAL | 1- 0 | 0- 0 | 0- 0 | | | | |
| 9- 8 | 0- 6 | 1- 0 | CONFERENCE | 5- 1 | 3- 1 | 0- 0 | | | | |
| 5- 3 | 0- 3 | 1- 0 | HOME | 2- 0 | 2- 0 | 0- 0 | | | | |
| 4- 5 | 0- 3 | 0- 0 | AWAY | 3- 1 | 1- 1 | 0- 0 | | | | |
| 0- 0 | 0- 0 | 0- 0 | NEUTRAL | 0- 0 | 0- 0 | 0- 0 | | | | |

| RPI 1-25 | | | | RPI 26-50 | | | | RPI 51-100 | | | | RPI 101+ | | | |
|---------------------------|---|---------------------|-------|-----------|---|---------------------|-------|------------|---|---------------------|-------|----------|---|----------------|-------|
| RPI | S | Opponent | Score | RPI | S | Opponent | Score | RPI | S | Opponent | Score | RPI | S | Opponent | Score |
| 5 | H | Oregon St. | 45 54 | 36 | A | Marquette | 63 75 | 58 | A | California | 54 45 | 102 | A | Washington St. | 61 58 |
| 7 | A | Washington | 57 70 | 37 | H | Oregon | 68 63 | 58 | H | California | 72 62 | 102 | H | Washington St. | 68 49 |
| 7 | H | Washington | 54 65 | | | | | 67 | A | Southern California | 50 65 | 125 | A | Arizona | 58 62 |
| 9 | A | Stanford | 56 66 | | | | | 67 | H | Southern California | 69 62 | 125 | H | Arizona | 67 54 |
| 9 | H | Stanford | 57 64 | | | | | 68 | N | St. John's (NY) | 54 41 | 154 | H | Oral Roberts | 79 52 |
| 11 | A | UCLA | 60 69 | | | | | 70 | A | Utah | 66 44 | 198 | H | San Jose St. | 82 37 |
| 14 | A | Kentucky | 73 71 | | | | | 75 | A | Middle Tenn. | 69 48 | 245 | H | Boston U. | 71 42 |
| 21 | N | Maryland | 42 83 | | | | | 80 | H | Florida | 69 63 | 297 | H | Holy Cross | 63 33 |
| | | | | | | | | 87 | A | Colorado | 71 52 | 309 | H | Illinois St. | 76 40 |
| LAST 12 Division I GAMES: | | | | | | | | | | | | | | | |
| 67 | H | Southern California | 69 62 | 5 | H | Oregon St. | 45 54 | | | | | | | | |
| 125 | H | Arizona | 67 54 | 67 | A | Southern California | 50 65 | | | | | | | | |
| 125 | A | Arizona | 58 62 | 11 | A | UCLA | 60 69 | | | | | | | | |
| 7 | A | Washington | 57 70 | 9 | A | Stanford | 56 66 | | | | | | | | |
| 102 | A | Washington St. | 61 58 | 58 | A | California | 54 45 | | | | | | | | |
| 37 | H | Oregon | 68 63 | 7 | H | Washington | 54 65 | | | | | | | | |

Non-Div I Games:

Arizona St.

| Average RPI Win: 281 | | WON-LOST | WINNING | LAST 10 | STRENGTH OF | OPP. STRENGTH | TEAM | ADJ. | CONF. | ADJ CONF. |
|-----------------------|------|----------|-----------|----------------|-------------|---------------|----------|------|-------|-----------|
| Average RPI Loss: 192 | | RECORD | PCT. RANK | GAMES | SCHEDULE | OF SCHEDULE | RPI | RPI | RPI | RPI |
| DIV. I ONLY | | 10- 15 | 233 | 7- 3 | 289 | 331 | 262 | 262 | 30 | 30 |
| DIV. I NON-CONF. | | 1- 8 | 314 | 0- 0 | 104 | 185 | 274 | 274 | 30 | 30 |
| TOTALS | | RPI 1-25 | RPI 26-50 | W-L RECORDS | RPI 51-100 | RPI 101-150 | RPI 150+ | | | |
| 10- 15 | 0- 1 | | 0- 1 | OVERALL | 0- 0 | 0- 2 | 10- 11 | | | |
| 5- 4 | 0- 0 | | 0- 0 | HOME | 0- 0 | 0- 0 | 5- 4 | | | |
| 4- 10 | 0- 1 | | 0- 1 | AWAY | 0- 0 | 0- 2 | 4- 6 | | | |
| 1- 1 | 0- 0 | | 0- 0 | NEUTRAL | 0- 0 | 0- 0 | 1- 1 | | | |
| 1- 8 | 0- 1 | | 0- 1 | NON-CONFERENCE | 0- 0 | 0- 2 | 1- 4 | | | |
| 0- 1 | 0- 0 | | 0- 0 | HOME | 0- 0 | 0- 0 | 0- 1 | | | |
| 0- 6 | 0- 1 | | 0- 1 | AWAY | 0- 0 | 0- 2 | 0- 2 | | | |
| 1- 1 | 0- 0 | | 0- 0 | NEUTRAL | 0- 0 | 0- 0 | 1- 1 | | | |
| 9- 7 | 0- 0 | | 0- 0 | CONFERENCE | 0- 0 | 0- 0 | 9- 7 | | | |
| 5- 3 | 0- 0 | | 0- 0 | HOME | 0- 0 | 0- 0 | 5- 3 | | | |
| 4- 4 | 0- 0 | | 0- 0 | AWAY | 0- 0 | 0- 0 | 4- 4 | | | |
| 0- 0 | 0- 0 | | 0- 0 | NEUTRAL | 0- 0 | 0- 0 | 0- 0 | | | |

| RPI 1-25 | | | | |
|---------------------------|---|------------------|-------|-----|
| RPI | S | Opponent | Score | |
| 5 | A | Oregon St. | 40 | 73 |
| RPI 26-50 | | | | |
| RPI | S | Opponent | Score | |
| 34 | A | South Dakota St. | 45 | 103 |
| RPI 51-100 | | | | |
| RPI | S | Opponent | Score | |
| Team's RPI: 262 | | | | |
| RPI | S | Opponent | Score | |
| 110 | A | Ball St. | 60 | 88 |
| 143 | A | Cincinnati | 42 | 72 |
| 188 | A | Xavier | 41 | 62 |
| 192 | N | Campbell | 31 | 51 |
| 201 | A | Grambling | 54 | 56 |
| 201 | H | Grambling | 58 | 68 |
| 203 | A | Texas Southern | 71 | 60 |
| 203 | H | Texas Southern | 49 | 45 |
| 208 | A | Illinois | 58 | 70 |
| 222 | A | Alabama St. | 52 | 51 |
| 222 | H | Alabama St. | 62 | 74 |
| 224 | A | Southern U. | 50 | 67 |
| 224 | H | Southern U. | 63 | 59 |
| 253 | H | Austin Peay | 55 | 69 |
| 278 | A | Prairie View | 57 | 62 |
| 278 | H | Prairie View | 64 | 47 |
| 305 | A | Alcorn | 48 | 70 |
| 305 | H | Alcorn | 61 | 56 |
| 316 | H | Mississippi Val. | 63 | 73 |
| 333 | N | Morgan St. | 53 | 44 |
| 345 | A | Jackson St. | 78 | 71 |
| 349 | A | Alabama A&M | 65 | 55 |
| 349 | H | Alabama A&M | 61 | 57 |
| LAST 12 Division I GAMES: | | | | |
| 201 | H | Grambling | 58 | 68 |
| 278 | A | Prairie View | 57 | 62 |
| 203 | A | Texas Southern | 71 | 60 |
| 305 | H | Alcorn | 61 | 56 |
| 224 | H | Southern U. | 63 | 59 |
| 349 | A | Alabama A&M | 65 | 55 |
| 222 | A | Alabama St. | 52 | 51 |
| 345 | A | Jackson St. | 78 | 71 |
| 201 | A | Grambling | 54 | 56 |
| 278 | H | Prairie View | 64 | 47 |
| 203 | H | Texas Southern | 49 | 45 |
| 305 | A | Alcorn | 48 | 70 |

| | | | | | | |
|------------------|-----------------|----|----|----------|----|----|
| Non-Div I Games: | Philander Smith | 88 | 65 | Tougaloo | 71 | 60 |
|------------------|-----------------|----|----|----------|----|----|

Ark.-Pine Bluff

■ Loss, ■ Non-Conf, S Site, H Home A Away N Neutral

Arkansas

Through Games Of Feb. 25, 2017

| | | | | | | | | | | |
|-------------------|----------|-----------|----------------|------------|-------------|---------------|------|------|-------|-----------|
| Average RPI Win: | 193 | WON-LOST | WINNING | LAST 10 | STRENGTH OF | OPP. STRENGTH | TEAM | ADJ. | CONF. | ADJ CONF. |
| Average RPI Loss: | 57 | RECORD | PCT. RANK | GAMES | SCHEDULE | OF SCHEDULE | RPI | RPI | RPI | RPI |
| DIV. I ONLY | 13- 15 | 192 | 1- 9 | 85 | 46 | 153 | 153 | 2 | 2 | |
| DIV. I NON-CONF. | 11- 2 | 23 | 0- 0 | 296 | 213 | 102 | 102 | 2 | 2 | |
| TOTALS | RPI 1-25 | RPI 26-50 | W-L RECORDS | RPI 51-100 | RPI 101-150 | RPI 150+ | | | | |
| 13- 15 | 0- 7 | 0- 2 | OVERALL | 4- 3 | 2- 1 | 7- 2 | | | | |
| 9- 7 | 0- 4 | 0- 1 | HOME | 4- 1 | 0- 0 | 5- 1 | | | | |
| 2- 8 | 0- 3 | 0- 1 | AWAY | 0- 2 | 1- 1 | 1- 1 | | | | |
| 2- 0 | 0- 0 | 0- 0 | NEUTRAL | 0- 0 | 1- 0 | 1- 0 | | | | |
| 11- 2 | 0- 0 | 0- 0 | NON-CONFERENCE | 3- 0 | 1- 0 | 7- 2 | | | | |
| 8- 1 | 0- 0 | 0- 0 | HOME | 3- 0 | 0- 0 | 5- 1 | | | | |
| 1- 1 | 0- 0 | 0- 0 | AWAY | 0- 0 | 0- 0 | 1- 1 | | | | |
| 2- 0 | 0- 0 | 0- 0 | NEUTRAL | 0- 0 | 1- 0 | 1- 0 | | | | |
| 2- 13 | 0- 7 | 0- 2 | CONFERENCE | 1- 3 | 1- 1 | 0- 0 | | | | |
| 1- 6 | 0- 4 | 0- 1 | HOME | 1- 1 | 0- 0 | 0- 0 | | | | |
| 1- 7 | 0- 3 | 0- 1 | AWAY | 0- 2 | 1- 1 | 0- 0 | | | | |
| 0- 0 | 0- 0 | 0- 0 | NEUTRAL | 0- 0 | 0- 0 | 0- 0 | | | | |

| RPI | S | Opponent | Score | RPI | S | Opponent | Score | RPI | S | Opponent | Score | RPI | S | Opponent | Score | Team's RPI: 153 |
|---------------------------|---|-----------------|-------|-----|---|------------|-------|-----|---|-----------------|-------|-----|---|------------------|--------|-----------------|
| 3 | H | Mississippi St. | 51 59 | 33 | A | LSU | 46 53 | 63 | H | South Dakota | 70 67 | 123 | A | Ole Miss | 64 73 | |
| 4 | H | South Carolina | 49 79 | 33 | H | LSU | 52 53 | 80 | A | Florida | 53 57 | 129 | N | Navy | 70 67 | |
| 14 | H | Kentucky | 62 69 | | | | | 81 | H | Georgia | 66 69 | 130 | A | Alabama | 68 50 | |
| 22 | A | Missouri | 56 67 | | | | | 90 | A | Vanderbilt | 64 66 | 154 | H | Oral Roberts | 60 70 | |
| 22 | H | Missouri | 46 60 | | | | | 90 | H | Vanderbilt | 59 56 | 155 | N | Memphis | 91 61 | |
| 23 | A | Tennessee | 46 59 | | | | | 99 | H | Stetson | 79 62 | 156 | A | Missouri St. | 62 64 | |
| 24 | A | Texas A&M | 65 90 | | | | | 100 | H | Texas Tech | 66 60 | 164 | A | Tulsa | 57 50 | |
| LAST 12 Division I GAMES: | | | | | | | | | | | | | | | | |
| 90 | A | Vanderbilt | 64 66 | 81 | H | Georgia | 66 69 | 263 | H | Butler | 68 50 | 307 | H | Northwestern St. | 65 36 | |
| 23 | A | Tennessee | 46 59 | 33 | A | LSU | 46 53 | 334 | H | La.-Monroe | 92 46 | 336 | H | Houston Baptist | 101 40 | |
| 14 | H | Kentucky | 62 69 | 22 | H | Missouri | 46 60 | 338 | H | Sam Houston St. | 71 39 | | | | | |
| 22 | A | Missouri | 56 67 | 90 | H | Vanderbilt | 59 56 | | | | | | | | | |
| 80 | A | Florida | 53 57 | 130 | A | Alabama | 68 50 | | | | | | | | | |
| 4 | H | South Carolina | 49 79 | 24 | A | Texas A&M | 65 90 | | | | | | | | | |

Non-Div I Games:

Arkansas

■ Loss,
 ■ Non-Conf,
 ■ S Site,
 ■ H Home
 ■ A Away
 N Neutral

| | | | | | | | | | |
|------------------------------|----------|-----------|----------------|-------------|---------------|----------|------|-------|-----------|
| Average RPI Win: 255 | WON-LOST | WINNING | LAST 10 | STRENGTH OF | OPP. STRENGTH | TEAM | ADJ. | CONF. | ADJ CONF. |
| Average RPI Loss: 161 | RECORD | PCT. RANK | GAMES | SCHEDULE | OF SCHEDULE | RPI | RPI | RPI | RPI |
| DIV. I ONLY | 6- 22 | 314 | 2- 8 | 258 | 160 | 322 | 322 | 21 | 21 |
| DIV. I NON-CONF. | 2- 10 | 305 | 0- 0 | 246 | 60 | 313 | 313 | 19 | 19 |
| TOTALS | RPI 1-25 | RPI 26-50 | W-L RECORDS | RPI 51-100 | RPI 101-150 | RPI 150+ | | | |
| 6- 22 | 0- 0 | 0- 1 | OVERALL | 0- 7 | 0- 1 | 6- 13 | | | |
| 5- 7 | 0- 0 | 0- 1 | HOME | 0- 2 | 0- 1 | 5- 3 | | | |
| 0- 13 | 0- 0 | 0- 0 | AWAY | 0- 4 | 0- 0 | 0- 9 | | | |
| 1- 2 | 0- 0 | 0- 0 | NEUTRAL | 0- 1 | 0- 0 | 1- 1 | | | |
| 2- 10 | 0- 0 | 0- 1 | NON-CONFERENCE | 0- 4 | 0- 0 | 2- 5 | | | |
| 1- 2 | 0- 0 | 0- 1 | HOME | 0- 1 | 0- 0 | 1- 0 | | | |
| 0- 6 | 0- 0 | 0- 0 | AWAY | 0- 2 | 0- 0 | 0- 4 | | | |
| 1- 2 | 0- 0 | 0- 0 | NEUTRAL | 0- 1 | 0- 0 | 1- 1 | | | |
| 4- 12 | 0- 0 | 0- 0 | CONFERENCE | 0- 3 | 0- 1 | 4- 8 | | | |
| 4- 5 | 0- 0 | 0- 0 | HOME | 0- 1 | 0- 1 | 4- 3 | | | |
| 0- 7 | 0- 0 | 0- 0 | AWAY | 0- 2 | 0- 0 | 0- 5 | | | |
| 0- 0 | 0- 0 | 0- 0 | NEUTRAL | 0- 0 | 0- 0 | 0- 0 | | | |

| RPI S | Opponent | Score | RPI S | Opponent | Score | RPI S | Opponent | Score | RPI S | Opponent | Score | Team's RPI: 322 |
|---------------------------|-------------------|-------|-------|-----------------|--------|-------|-------------------|-------|-------|----------|-------|-----------------|
| 35 | H South Fla. | 59 78 | 52 | A Little Rock | 59 73 | 115 | H Troy | 75 83 | | | | |
| | | | 52 | H Little Rock | 35 60 | 152 | A Texas St. | 43 63 | | | | |
| | | | 54 | A Iowa St. | 53 105 | 160 | A Louisiana | 60 72 | | | | |
| | | | 58 | N California | 55 80 | 160 | H Louisiana | 72 80 | | | | |
| | | | 65 | A Oklahoma St. | 34 76 | 164 | H Tulsa | 83 80 | | | | |
| | | | 80 | H Florida | 60 71 | 199 | A Wichita St. | 51 69 | | | | |
| | | | 98 | A UT Arlington | 58 69 | 213 | A Appalachian St. | 50 76 | | | | |
| | | | | | | 213 | H Appalachian St. | 72 81 | | | | |
| | | | | | | 219 | H Ga. Southern | 76 84 | | | | |
| | | | | | | 234 | A UT Martin | 63 68 | | | | |
| | | | | | | 242 | H South Ala. | 56 53 | | | | |
| | | | | | | 252 | A Tennessee St. | 66 76 | | | | |
| | | | | | | 253 | A Austin Peay | 55 62 | | | | |
| | | | | | | 257 | H Georgia St. | 59 57 | | | | |
| | | | | | | 260 | A Coastal Caro. | 55 57 | | | | |
| | | | | | | 260 | H Coastal Caro. | 60 52 | | | | |
| | | | | | | 274 | N Kennesaw St. | 70 67 | | | | |
| | | | | | | 285 | N Northern Ky. | 78 83 | | | | |
| | | | | | | 334 | A La.-Monroe | 51 59 | | | | |
| | | | | | | 334 | H La.-Monroe | 71 56 | | | | |
| LAST 12 Division I GAMES: | | | | | | | | | | | | |
| 219 | H Ga. Southern | 76 84 | 260 | H Coastal Caro. | 60 52 | | | | | | | |
| 257 | H Georgia St. | 59 57 | 334 | A La.-Monroe | 51 59 | | | | | | | |
| 52 | H Little Rock | 35 60 | 160 | A Louisiana | 60 72 | | | | | | | |
| 98 | A UT Arlington | 58 69 | 115 | H Troy | 75 83 | | | | | | | |
| 152 | A Texas St. | 43 63 | 242 | H South Ala. | 56 53 | | | | | | | |
| 213 | H Appalachian St. | 72 81 | 52 | A Little Rock | 59 73 | | | | | | | |

Non-Div I Games:

Arkansas St.

■ Loss,
 ■ Non-Conf,
 ■ S Site,
 ■ Home
 ■ A Away
 N Neutral

Army West Point

Through Games Of Feb. 25, 2017

| | | | | | | | | | | |
|-------------------|----------|-----------|----------------|------------|-------------|---------------|------|------|-------|-----------|
| Average RPI Win: | 270 | WON-LOST | WINNING | LAST 10 | STRENGTH OF | OPP. STRENGTH | TEAM | ADJ. | CONF. | ADJ CONF. |
| Average RPI Loss: | 124 | RECORD | PCT. RANK | GAMES | SCHEDULE | OF SCHEDULE | RPI | RPI | RPI | RPI |
| DIV. I ONLY | 20- 7 | 51 | 7- 3 | 333 | 257 | 147 | 147 | 23 | 23 | |
| DIV. I NON-CONF. | 8- 2 | 49 | 0- 0 | 342 | 263 | 157 | 157 | 25 | 25 | |
| TOTALS | RPI 1-25 | RPI 26-50 | W-L RECORDS | RPI 51-100 | RPI 101-150 | RPI 150+ | | | | |
| 20- 7 | 0- 0 | 0- 0 | OVERALL | 0- 3 | 2- 3 | 18- 1 | | | | |
| 11- 2 | 0- 0 | 0- 0 | HOME | 0- 1 | 1- 1 | 10- 0 | | | | |
| 9- 5 | 0- 0 | 0- 0 | AWAY | 0- 2 | 1- 2 | 8- 1 | | | | |
| 0- 0 | 0- 0 | 0- 0 | NEUTRAL | 0- 0 | 0- 0 | 0- 0 | | | | |
| 8- 2 | 0- 0 | 0- 0 | NON-CONFERENCE | 0- 1 | 2- 1 | 6- 0 | | | | |
| 5- 0 | 0- 0 | 0- 0 | HOME | 0- 0 | 1- 0 | 4- 0 | | | | |
| 3- 2 | 0- 0 | 0- 0 | AWAY | 0- 1 | 1- 1 | 2- 0 | | | | |
| 0- 0 | 0- 0 | 0- 0 | NEUTRAL | 0- 0 | 0- 0 | 0- 0 | | | | |
| 12- 5 | 0- 0 | 0- 0 | CONFERENCE | 0- 2 | 0- 2 | 12- 1 | | | | |
| 6- 2 | 0- 0 | 0- 0 | HOME | 0- 1 | 0- 1 | 6- 0 | | | | |
| 6- 3 | 0- 0 | 0- 0 | AWAY | 0- 1 | 0- 1 | 6- 1 | | | | |
| 0- 0 | 0- 0 | 0- 0 | NEUTRAL | 0- 0 | 0- 0 | 0- 0 | | | | |

| RPI S | Opponent | Score | RPI S | Opponent | Score | RPI S | Opponent | Score | RPI S | Opponent | Score | Team's RPI: 147 |
|---------------------------|----------|------------|-------|----------|-------|-------|-----------------|-------|-------|------------------------|-------|-----------------|
| | | | | | | 61 | A Bucknell | 62 68 | 129 | A Navy | 62 67 | |
| | | | | | | 61 | H Bucknell | 56 60 | 129 | H Navy | 58 63 | |
| | | | | | | 78 | A Minnesota | 52 70 | 132 | H Yale | 59 55 | |
| | | | | | | | | | 133 | A Albany (NY) | 59 65 | |
| | | | | | | | | | 134 | A Delaware | 61 47 | |
| | | | | | | | | | 194 | A American | 68 57 | |
| | | | | | | | | | 194 | H American | 53 51 | |
| | | | | | | | | | 223 | A Dartmouth | 68 60 | |
| | | | | | | | | | 245 | A Boston U. | 64 52 | |
| | | | | | | | | | 270 | A Colgate | 76 69 | |
| | | | | | | | | | 270 | H Colgate | 57 47 | |
| | | | | | | | | | 279 | A Loyola Maryland | 62 71 | |
| | | | | | | | | | 279 | H Loyola Maryland | 67 48 | |
| | | | | | | | | | 295 | A Lehigh | 75 71 | |
| | | | | | | | | | 295 | H Lehigh | 70 52 | |
| | | | | | | | | | 297 | A Holy Cross | 67 59 | |
| | | | | | | | | | 297 | H Holy Cross | 60 41 | |
| | | | | | | | | | 314 | A Lafayette | 63 55 | |
| | | | | | | | | | 314 | H Lafayette | 76 73 | |
| | | | | | | | | | 320 | H Air Force | 75 47 | |
| | | | | | | | | | 326 | H St. Francis Brooklyn | 69 46 | |
| | | | | | | | | | 332 | A LIU Brooklyn | 68 47 | |
| | | | | | | | | | 336 | H Wagner | 85 40 | |
| | | | | | | | | | 341 | H Fairleigh Dickinson | 86 58 | |
| LAST 12 Division I GAMES: | | | | | | | | | | | | |
| 295 | H | Lehigh | 70 | 52 | 279 | H | Loyola Maryland | 67 | 48 | | | |
| 245 | A | Boston U. | 64 | 52 | 314 | A | Lafayette | 63 | 55 | | | |
| 129 | A | Navy | 62 | 67 | 61 | A | Bucknell | 62 | 68 | | | |
| 297 | H | Holy Cross | 60 | 41 | 129 | H | Navy | 58 | 63 | | | |
| 194 | A | American | 68 | 57 | 297 | A | Holy Cross | 67 | 59 | | | |
| 270 | H | Colgate | 57 | 47 | 194 | H | American | 53 | 51 | | | |

Non-Div I Games: Mercy 90 48

Army West Point

Loss, Non-Conf, S Site, H Home A Away N Neutral

| | | | | | | | | | | |
|-------------------|---------------|------------|----------------|------------|-------------|---------------|-----------|----------|----------|-----------|
| Average RPI Win: | 123 | WON-LOST | WINNING | LAST 10 | STRENGTH OF | OPP. STRENGTH | TEAM | ADJ. | CONF. | ADJ CONF. |
| Average RPI Loss: | 48 | RECORD | PCT. RANK | GAMES | SCHEDULE | OF SCHEDULE | RPI | RPI | RPI | RPI |
| DIV. I ONLY | 16- 13 | 146 | 2- 8 | 9 | 41 | 42 | 42 | 2 | 2 | |
| DIV. I NON-CONF. | 10- 4 | 80 | 0- 0 | 35 | 94 | 35 | 35 | 2 | 2 | |
| TOTALS | RPI 1-25 | RPI 26-50 | W-L RECORDS | RPI 51-100 | RPI 101-150 | RPI 150+ | | | | |
| 16- 13 | 1- 7 | 3- 0 | OVERALL | 3- 4 | 5- 2 | 4- 0 | | | | |
| 7- 6 | 1- 3 | 2- 0 | HOME | 1- 2 | 2- 1 | 1- 0 | | | | |
| 6- 6 | 0- 4 | 0- 0 | AWAY | 2- 1 | 2- 1 | 2- 0 | | | | |
| 3- 1 | 0- 0 | 1- 0 | NEUTRAL | 0- 1 | 1- 0 | 1- 0 | | | | |
| 10- 4 | 0- 1 | 2- 0 | NON-CONFERENCE | 1- 3 | 3- 0 | 4- 0 | | | | |
| 4- 1 | 0- 0 | 1- 0 | HOME | 1- 1 | 1- 0 | 1- 0 | | | | |
| 3- 2 | 0- 1 | 0- 0 | AWAY | 0- 1 | 1- 0 | 2- 0 | | | | |
| 3- 1 | 0- 0 | 1- 0 | NEUTRAL | 0- 1 | 1- 0 | 1- 0 | | | | |
| 6- 9 | 1- 6 | 1- 0 | CONFERENCE | 2- 1 | 2- 2 | 0- 0 | | | | |
| 3- 5 | 1- 3 | 1- 0 | HOME | 0- 1 | 1- 1 | 0- 0 | | | | |
| 3- 4 | 0- 3 | 0- 0 | AWAY | 2- 0 | 1- 1 | 0- 0 | | | | |
| 0- 0 | 0- 0 | 0- 0 | NEUTRAL | 0- 0 | 0- 0 | 0- 0 | | | | |

| RPI 1-25 | | | | RPI 26-50 | | | | Team's RPI: 42 | | RPI 51-100 | | | | RPI 101+ | | | |
|---------------------------|---|-----------------|-------|-----------|---|----------------|-------|----------------|--|------------|---|-----------------|-------|----------|---|----------------|-------|
| RPI | S | Opponent | Score | RPI | S | Opponent | Score | | | RPI | S | Opponent | Score | RPI | S | Opponent | Score |
| 3 | H | Mississippi St. | 47 77 | 29 | N | Drake | 85 80 | | | 55 | A | Tulane | 59 61 | 110 | N | Ball St. | 54 40 |
| 4 | A | South Carolina | 41 60 | 33 | H | LSU | 54 49 | | | 59 | N | West Virginia | 52 56 | 115 | H | Troy | 61 52 |
| 4 | H | South Carolina | 47 73 | 44 | H | Indiana | 71 67 | | | 80 | A | Florida | 82 75 | 123 | A | Ole Miss | 59 63 |
| 14 | H | Kentucky | 60 64 | | | | | | | 81 | H | Georgia | 51 57 | 123 | H | Ole Miss | 83 60 |
| 19 | A | Kansas St. | 66 71 | | | | | | | 90 | A | Vanderbilt | 64 59 | 130 | A | Alabama | 66 55 |
| 22 | A | Missouri | 53 68 | | | | | | | 92 | H | Virginia Tech | 87 92 | 130 | H | Alabama | 61 63 |
| 23 | H | Tennessee | 79 61 | | | | | | | 95 | H | Jacksonville | 53 41 | 148 | A | Louisiana Tech | 76 66 |
| 24 | A | Texas A&M | 61 66 | | | | | | | | | | | 165 | A | East Carolina | 61 52 |
| | | | | | | | | | | | | | | 218 | N | Marist | 52 51 |
| | | | | | | | | | | | | | | 281 | A | N.C. A&T | 68 36 |
| | | | | | | | | | | | | | | 290 | H | Savannah St. | 75 46 |
| LAST 12 Division I GAMES: | | | | | | | | | | | | | | | | | |
| | | | | 33 | H | LSU | 54 49 | | | 3 | H | Mississippi St. | 47 77 | | | | |
| | | | | 130 | H | Alabama | 61 63 | | | 130 | A | Alabama | 66 55 | | | | |
| | | | | 123 | A | Ole Miss | 59 63 | | | 22 | A | Missouri | 53 68 | | | | |
| | | | | 81 | H | Georgia | 51 57 | | | 14 | H | Kentucky | 60 64 | | | | |
| | | | | 4 | A | South Carolina | 41 60 | | | 23 | H | Tennessee | 79 61 | | | | |
| | | | | 24 | A | Texas A&M | 61 66 | | | 90 | A | Vanderbilt | 64 59 | | | | |

Non-Div I Games:

Auburn

■ Loss,
■ Non-Conf, S Site,
■ Home
■ Away
N Neutral

| | | | | | | | | | | |
|-------------------|----------|-----------|----------------|------------|-------------|---------------|------|------|-------|-----------|
| Average RPI Win: | 260 | WON-LOST | WINNING | LAST 10 | STRENGTH OF | OPP. STRENGTH | TEAM | ADJ. | CONF. | ADJ CONF. |
| Average RPI Loss: | 189 | RECORD | PCT. RANK | GAMES | SCHEDULE | OF SCHEDULE | RPI | RPI | RPI | RPI |
| DIV. I ONLY | 12- 15 | 205 | 5- 5 | 291 | 267 | 253 | 253 | 26 | 26 | |
| DIV. I NON-CONF. | 4- 7 | 224 | 0- 0 | 236 | 210 | 262 | 262 | 26 | 26 | |
| TOTALS | RPI 1-25 | RPI 26-50 | W-L RECORDS | RPI 51-100 | RPI 101-150 | RPI 150+ | | | | |
| 12- 15 | 0- 0 | 0- 1 | OVERALL | 0- 2 | 0- 2 | 12- 10 | | | | |
| 8- 5 | 0- 0 | 0- 1 | HOME | 0- 1 | 0- 0 | 8- 3 | | | | |
| 4- 9 | 0- 0 | 0- 0 | AWAY | 0- 1 | 0- 2 | 4- 6 | | | | |
| 0- 1 | 0- 0 | 0- 0 | NEUTRAL | 0- 0 | 0- 0 | 0- 1 | | | | |
| 4- 7 | 0- 0 | 0- 1 | NON-CONFERENCE | 0- 1 | 0- 2 | 4- 3 | | | | |
| 3- 2 | 0- 0 | 0- 1 | HOME | 0- 0 | 0- 0 | 3- 1 | | | | |
| 1- 4 | 0- 0 | 0- 0 | AWAY | 0- 1 | 0- 2 | 1- 1 | | | | |
| 0- 1 | 0- 0 | 0- 0 | NEUTRAL | 0- 0 | 0- 0 | 0- 1 | | | | |
| 8- 8 | 0- 0 | 0- 0 | CONFERENCE | 0- 1 | 0- 0 | 8- 7 | | | | |
| 5- 3 | 0- 0 | 0- 0 | HOME | 0- 1 | 0- 0 | 5- 2 | | | | |
| 3- 5 | 0- 0 | 0- 0 | AWAY | 0- 0 | 0- 0 | 3- 5 | | | | |
| 0- 0 | 0- 0 | 0- 0 | NEUTRAL | 0- 0 | 0- 0 | 0- 0 | | | | |

| RPI S | Opponent | Score | RPI S | Opponent | Score | RPI S | Opponent | Score | RPI S | Opponent | Score | Team's RPI: 253 |
|---------------------------|---------------------|-------|-------|---------------------|-------|-------|---------------------|-------|-------|---------------------|-------|-----------------|
| 46 | H Western Ky. | 65 85 | 60 | H Belmont | 71 80 | 104 | A UCF | 43 61 | 123 | A Ole Miss | 38 66 | |
| | | | 75 | A Middle Tenn. | 51 82 | 169 | H Morehead St. | 71 81 | 195 | H ETSU | 77 74 | |
| | | | | | | 202 | A SIUE | 69 76 | 202 | H SIUE | 85 62 | |
| | | | | | | 232 | H Miami (OH) | 58 73 | 234 | A UT Martin | 80 83 | |
| | | | | | | 234 | H UT Martin | 85 60 | 239 | N St. Bonaventure | 57 58 | |
| | | | | | | 250 | A Jacksonville St. | 45 65 | 252 | H Tennessee St. | 79 63 | |
| | | | | | | 255 | A Evansville | 54 68 | 262 | A Ark.-Pine Bluff | 69 55 | |
| | | | | | | 264 | A Murray St. | 62 67 | 264 | H Murray St. | 75 63 | |
| | | | | | | 273 | A Southeast Mo. St. | 74 64 | 273 | H Southeast Mo. St. | 84 74 | |
| | | | | | | 274 | H Kennesaw St. | 68 49 | 275 | A Tennessee Tech | 87 84 | |
| | | | | | | 292 | A Eastern Ill. | 69 59 | 292 | H Eastern Ill. | 73 78 | |
| | | | | | | 293 | A Eastern Ky. | 71 80 | 322 | H Arkansas St. | 62 55 | |
| LAST 12 Division I GAMES: | | | | | | | | | | | | |
| 273 | A Southeast Mo. St. | 74 64 | 293 | A Eastern Ky. | 71 80 | | | | | | | |
| 234 | H UT Martin | 85 60 | 273 | H Southeast Mo. St. | 84 74 | | | | | | | |
| 292 | H Eastern Ill. | 73 78 | 234 | A UT Martin | 80 83 | | | | | | | |
| 202 | A SIUE | 69 76 | 264 | H Murray St. | 75 63 | | | | | | | |
| 264 | A Murray St. | 62 67 | 292 | A Eastern Ill. | 69 59 | | | | | | | |
| 252 | H Tennessee St. | 79 63 | 202 | H SIUE | 85 62 | | | | | | | |

Non-Div I Games: Trevecca Nazarene 69 51 Christian Bros. 76 57

Austin Peay

■ Loss,
 ■ Non-Conf,
 ■ S Site,
 ■ H Home
 ■ A Away
 N Neutral

| | | | | | | | | | | |
|-------------------|----------|-----------|----------------|------------|-------------|---------------|------|------|-------|-----------|
| Average RPI Win: | 206 | WON-LOST | WINNING | LAST 10 | STRENGTH OF | OPP. STRENGTH | TEAM | ADJ. | CONF. | ADJ CONF. |
| Average RPI Loss: | 89 | RECORD | PCT. RANK | GAMES | SCHEDULE | OF SCHEDULE | RPI | RPI | RPI | RPI |
| DIV. I ONLY | 19- 10 | 93 | 7- 3 | 136 | 102 | 86 | 86 | 14 | 14 | |
| DIV. I NON-CONF. | 6- 5 | 148 | 0- 0 | 55 | 12 | 81 | 81 | 13 | 13 | |
| TOTALS | RPI 1-25 | RPI 26-50 | W-L RECORDS | RPI 51-100 | RPI 101-150 | RPI 150+ | | | | |
| 19- 10 | 0- 3 | 0- 0 | OVERALL | 2- 3 | 3- 2 | 14- 2 | | | | |
| 10- 2 | 0- 2 | 0- 0 | HOME | 1- 0 | 2- 0 | 7- 0 | | | | |
| 6- 7 | 0- 0 | 0- 0 | AWAY | 0- 3 | 0- 2 | 6- 2 | | | | |
| 3- 1 | 0- 1 | 0- 0 | NEUTRAL | 1- 0 | 1- 0 | 1- 0 | | | | |
| 6- 5 | 0- 3 | 0- 0 | NON-CONFERENCE | 1- 2 | 1- 0 | 4- 0 | | | | |
| 1- 2 | 0- 2 | 0- 0 | HOME | 0- 0 | 0- 0 | 1- 0 | | | | |
| 2- 2 | 0- 0 | 0- 0 | AWAY | 0- 2 | 0- 0 | 2- 0 | | | | |
| 3- 1 | 0- 1 | 0- 0 | NEUTRAL | 1- 0 | 1- 0 | 1- 0 | | | | |
| 13- 5 | 0- 0 | 0- 0 | CONFERENCE | 1- 1 | 2- 2 | 10- 2 | | | | |
| 9- 0 | 0- 0 | 0- 0 | HOME | 1- 0 | 2- 0 | 6- 0 | | | | |
| 4- 5 | 0- 0 | 0- 0 | AWAY | 0- 1 | 0- 2 | 4- 2 | | | | |
| 0- 0 | 0- 0 | 0- 0 | NEUTRAL | 0- 0 | 0- 0 | 0- 0 | | | | |

| RPI | S | Opponent | Score |
|-----|---|------------|-------|
| 5 | N | Oregon St. | 56 65 |
| 7 | H | Washington | 70 82 |
| 15 | H | Oklahoma | 61 68 |

| RPI | S | Opponent | Score |
|-----|---|----------|-------|
| | | | |
| | | | |
| | | | |

| RPI | S | Opponent | Score |
|-----|---|----------|-------|
| 70 | A | Utah | 60 77 |
| 77 | A | Gonzaga | 52 87 |
| 77 | H | Gonzaga | 71 63 |
| 81 | A | Georgia | 51 81 |
| 91 | N | UNLV | 63 54 |

| RPI | S | Opponent | Score |
|-----|---|------------------|-------|
| 109 | N | Saint Joseph's | 71 56 |
| 126 | A | St. Mary's (CA) | 58 64 |
| 126 | H | St. Mary's (CA) | 70 65 |
| 140 | A | San Francisco | 63 70 |
| 140 | H | San Francisco | 73 61 |
| 159 | A | Santa Clara | 63 64 |
| 159 | H | Santa Clara | 72 66 |
| 164 | N | Tulsa | 71 56 |
| 200 | A | Utah St. | 60 40 |
| 205 | A | Loyola Marymount | 74 77 |
| 205 | H | Loyola Marymount | 76 59 |
| 220 | A | San Diego | 65 47 |
| 220 | H | San Diego | 81 63 |
| 230 | H | Weber St. | 73 64 |
| 251 | A | Pacific | 68 55 |
| 251 | H | Pacific | 68 50 |
| 271 | A | Portland | 77 38 |
| 271 | H | Portland | 73 60 |
| 303 | A | Pepperdine | 73 47 |
| 303 | H | Pepperdine | 88 49 |
| 329 | A | Utah Valley | 68 50 |

LAST 12 Division I GAMES:

| | | | | | | | |
|-----|---|-----------------|-------|-----|---|------------------|-------|
| 77 | H | Gonzaga | 71 63 | 271 | A | Portland | 77 38 |
| 271 | H | Portland | 73 60 | 77 | A | Gonzaga | 52 87 |
| 126 | A | St. Mary's (CA) | 58 64 | 205 | A | Loyola Marymount | 74 77 |
| 220 | A | San Diego | 65 47 | 159 | H | Santa Clara | 72 66 |
| 140 | H | San Francisco | 73 61 | 251 | H | Pacific | 68 50 |
| 303 | H | Pepperdine | 88 49 | 303 | A | Pepperdine | 73 47 |

Non-Div I Games:

BYU

■ Loss,
 ■ Non-Conf,
 S Site,
 ■ Home
 ■ Away
 N Neutral

| | | | | | | | | | | |
|-------------------|----------|-----------|----------------|------------|-------------|---------------|------|------|-------|-----------|
| Average RPI Win: | 200 | WON-LOST | WINNING | LAST 10 | STRENGTH OF | OPP. STRENGTH | TEAM | ADJ. | CONF. | ADJ CONF. |
| Average RPI Loss: | 101 | RECORD | PCT. RANK | GAMES | SCHEDULE | OF SCHEDULE | RPI | RPI | RPI | RPI |
| DIV. I ONLY | 19- 8 | 67 | 8- 2 | 184 | 111 | 110 | 110 | 10 | 10 | |
| DIV. I NON-CONF. | 6- 5 | 148 | 0- 0 | 322 | 99 | 236 | 236 | 11 | 11 | |
| TOTALS | RPI 1-25 | RPI 26-50 | W-L RECORDS | RPI 51-100 | RPI 101-150 | RPI 150+ | | | | |
| 19- 8 | 0- 0 | 1- 3 | OVERALL | 3- 3 | 2- 0 | 13- 2 | | | | |
| 9- 4 | 0- 0 | 1- 0 | HOME | 0- 3 | 1- 0 | 7- 1 | | | | |
| 9- 2 | 0- 0 | 0- 2 | AWAY | 3- 0 | 1- 0 | 5- 0 | | | | |
| 1- 2 | 0- 0 | 0- 1 | NEUTRAL | 0- 0 | 0- 0 | 1- 1 | | | | |
| 6- 5 | 0- 0 | 0- 2 | NON-CONFERENCE | 0- 1 | 1- 0 | 5- 2 | | | | |
| 3- 2 | 0- 0 | 0- 0 | HOME | 0- 1 | 0- 0 | 3- 1 | | | | |
| 2- 1 | 0- 0 | 0- 1 | AWAY | 0- 0 | 1- 0 | 1- 0 | | | | |
| 1- 2 | 0- 0 | 0- 1 | NEUTRAL | 0- 0 | 0- 0 | 1- 1 | | | | |
| 13- 3 | 0- 0 | 1- 1 | CONFERENCE | 3- 2 | 1- 0 | 8- 0 | | | | |
| 6- 2 | 0- 0 | 1- 0 | HOME | 0- 2 | 1- 0 | 4- 0 | | | | |
| 7- 1 | 0- 0 | 0- 1 | AWAY | 3- 0 | 0- 0 | 4- 0 | | | | |
| 0- 0 | 0- 0 | 0- 0 | NEUTRAL | 0- 0 | 0- 0 | 0- 0 | | | | |

| RPI S | Opponent | Score | RPI S | Opponent | Score | RPI S | Opponent | Score | RPI S | Opponent | Score | Team's RPI: 110 |
|---------------------------|-----------------|--------|-------|-----------------|--------|-------|-----------------|--------|-------|-------------------|-------|-----------------|
| 41 | A Central Mich. | 92 101 | 41 | H Central Mich. | 81 73 | 51 | H Ohio | 68 72 | 108 | H Kent St. | 71 47 | |
| 42 | N Auburn | 40 54 | 42 | N Auburn | 40 54 | 82 | A Northern Ill. | 92 84 | 145 | A Oakland | 66 59 | |
| 46 | A Western Ky. | 61 68 | 46 | A Western Ky. | 61 68 | 82 | H Northern Ill. | 96 101 | 165 | N East Carolina | 69 82 | |
| | | | | | | 83 | H Purdue | 42 58 | 178 | A Western Mich. | 83 72 | |
| | | | | | | 85 | A Toledo | 51 45 | 178 | H Western Mich. | 61 56 | |
| | | | | | | 94 | A Buffalo | 89 75 | 232 | A Miami (OH) | 81 60 | |
| | | | | | | | | | 241 | A Akron | 90 63 | |
| | | | | | | | | | 241 | H Akron | 80 70 | |
| | | | | | | | | | 243 | A Bowling Green | 75 53 | |
| | | | | | | | | | 243 | H Bowling Green | 91 70 | |
| | | | | | | | | | 255 | H Evansville | 84 49 | |
| | | | | | | | | | 262 | H Ark.-Pine Bluff | 88 60 | |
| | | | | | | | | | 263 | A Butler | 74 50 | |
| | | | | | | | | | 281 | N N.C. A&T | 76 57 | |
| | | | | | | | | | 286 | H Eastern Mich. | 78 49 | |
| | | | | | | | | | 296 | H Lipscomb | 74 78 | |
| | | | | | | | | | 340 | H Chicago St. | 88 53 | |
| LAST 12 Division I GAMES: | | | | | | | | | | | | |
| 41 | H Central Mich. | 81 73 | 241 | A Akron | 90 63 | | | | | | | |
| 178 | A Western Mich. | 83 72 | 82 | H Northern Ill. | 96 101 | | | | | | | |
| 82 | A Northern Ill. | 92 84 | 94 | A Buffalo | 89 75 | | | | | | | |
| 51 | H Ohio | 68 72 | 243 | A Bowling Green | 75 53 | | | | | | | |
| 243 | H Bowling Green | 91 70 | 286 | H Eastern Mich. | 78 49 | | | | | | | |
| 232 | A Miami (OH) | 81 60 | 241 | H Akron | 80 70 | | | | | | | |

Non-Div I Games: Urbana 93 49

Ball St.

■ Loss,
 ■ Non-Conf,
 ■ S Site,
 ■ H Home
 ■ A Away
 N Neutral

| | | | | | | | | | | |
|---------------------------------|----------|-----------|----------------|------------|-------------|---------------|------|------|-------|-----------|
| Through Games of Feb. 15, 1917. | | | | | | | | | | |
| Average RPI Win: | 111 | WON-LOST | WINNING | LAST 10 | STRENGTH OF | OPP. STRENGTH | TEAM | ADJ. | CONF. | ADJ CONF. |
| Average RPI Loss: | 7 | RECORD | PCT. RANK | GAMES | SCHEDULE | OF SCHEDULE | RPI | RPI | RPI | RPI |
| DIV. I ONLY | 27- 2 | 2 | 9- 1 | 44 | 7 | 6 | 6 | 4 | 4 | |
| DIV. I NON-CONF. | 11- 1 | 12 | 0- 0 | 73 | 38 | 7 | 7 | 3 | 3 | |
| TOTALS | RPI 1-25 | RPI 26-50 | W-L RECORDS | RPI 51-100 | RPI 101-150 | RPI 150+ | | | | |
| 27- 2 | 8- 2 | 0- 0 | OVERALL | 8- 0 | 4- 0 | 7- 0 | | | | |
| 15- 1 | 3- 1 | 0- 0 | HOME | 4- 0 | 2- 0 | 6- 0 | | | | |
| 9- 1 | 3- 1 | 0- 0 | AWAY | 4- 0 | 1- 0 | 1- 0 | | | | |
| 3- 0 | 2- 0 | 0- 0 | NEUTRAL | 0- 0 | 1- 0 | 0- 0 | | | | |
| 11- 1 | 4- 1 | 0- 0 | NON-CONFERENCE | 0- 0 | 2- 0 | 5- 0 | | | | |
| 7- 0 | 1- 0 | 0- 0 | HOME | 0- 0 | 1- 0 | 5- 0 | | | | |
| 1- 1 | 1- 1 | 0- 0 | AWAY | 0- 0 | 0- 0 | 0- 0 | | | | |
| 3- 0 | 2- 0 | 0- 0 | NEUTRAL | 0- 0 | 1- 0 | 0- 0 | | | | |
| 16- 1 | 4- 1 | 0- 0 | CONFERENCE | 8- 0 | 2- 0 | 2- 0 | | | | |
| 8- 1 | 2- 1 | 0- 0 | HOME | 4- 0 | 1- 0 | 1- 0 | | | | |
| 8- 0 | 2- 0 | 0- 0 | AWAY | 4- 0 | 1- 0 | 1- 0 | | | | |
| 0- 0 | 0- 0 | 0- 0 | NEUTRAL | 0- 0 | 0- 0 | 0- 0 | | | | |

| RPI | S | Opponent | Score |
|-----|---|------------|--------|
| 1 | A | UConn | 61 72 |
| 11 | H | UCLA | 84 70 |
| 13 | A | Texas | 70 67 |
| 13 | H | Texas | 79 85 |
| 15 | H | Oklahoma | 92 58 |
| 17 | N | DePaul | 104 72 |
| 19 | A | Kansas St. | 91 49 |
| 19 | H | Kansas St. | 87 57 |
| 23 | A | Tennessee | 88 66 |
| 25 | N | Ohio St. | 85 68 |

| RPI | S | Opponent | Score |
|-----|---|---------------|-------|
| 54 | A | Iowa St. | 83 52 |
| 54 | H | Iowa St. | 68 42 |
| 59 | A | West Virginia | 91 56 |
| 59 | H | West Virginia | 79 73 |
| 65 | A | Oklahoma St. | 86 50 |
| 65 | H | Oklahoma St. | 89 67 |
| 100 | A | Texas Tech | 79 61 |
| 100 | H | Texas Tech | 86 48 |

| RPI | S | Opponent | Score |
|-----|---|-------------------|--------|
| 101 | H | Abilene Christian | 79 34 |
| 108 | N | Kent St. | 84 42 |
| 144 | A | TCU | 91 73 |
| 144 | H | TCU | 77 54 |
| 152 | H | Texas St. | 90 24 |
| 170 | A | Kansas | 92 43 |
| 170 | H | Kansas | 90 43 |
| 316 | H | Mississippi Val. | 101 36 |
| 327 | H | Southeastern La. | 109 38 |
| 336 | H | Houston Baptist | 118 43 |
| 339 | H | Winthrop | 140 32 |

LAST 12 Division I GAMES:

| | | | | | | | |
|-----|---|--------------|-------|-----|---|---------------|-------|
| 100 | H | Texas Tech | 86 48 | 54 | A | Iowa St. | 83 52 |
| 13 | A | Texas | 70 67 | 15 | H | Oklahoma | 92 58 |
| 65 | H | Oklahoma St. | 89 67 | 19 | A | Kansas St. | 91 49 |
| 144 | A | TCU | 91 73 | 59 | H | West Virginia | 79 73 |
| 13 | H | Texas | 79 85 | 54 | H | Iowa St. | 68 42 |
| 100 | A | Texas Tech | 79 61 | 170 | A | Kansas | 92 43 |

Non-Div I Games:

Baylor

Belmont

Through Games Of Feb. 25, 2017

| | | | | | | | | | | |
|-------------------|----------|-----------|----------------|------------|-------------|---------------|------|------|-------|-----------|
| Average RPI Win: | 240 | WON-LOST | WINNING | LAST 10 | STRENGTH OF | OPP. STRENGTH | TEAM | ADJ. | CONF. | ADJ CONF. |
| Average RPI Loss: | 81 | RECORD | PCT. RANK | GAMES | SCHEDULE | OF SCHEDULE | RPI | RPI | RPI | RPI |
| DIV. I ONLY | 23- 5 | 16 | 10- 0 | 217 | 234 | 60 | 60 | 26 | 26 | |
| DIV. I NON-CONF. | 7- 5 | 137 | 0- 0 | 164 | 84 | 94 | 94 | 26 | 26 | |
| TOTALS | RPI 1-25 | RPI 26-50 | W-L RECORDS | RPI 51-100 | RPI 101-150 | RPI 150+ | | | | |
| 23- 5 | 0- 1 | 0- 1 | OVERALL | 1- 1 | 0- 1 | 22- 1 | | | | |
| 10- 1 | 0- 0 | 0- 1 | HOME | 1- 0 | 0- 0 | 9- 0 | | | | |
| 13- 3 | 0- 1 | 0- 0 | AWAY | 0- 1 | 0- 1 | 13- 0 | | | | |
| 0- 1 | 0- 0 | 0- 0 | NEUTRAL | 0- 0 | 0- 0 | 0- 1 | | | | |
| 7- 5 | 0- 1 | 0- 1 | NON-CONFERENCE | 1- 1 | 0- 1 | 6- 1 | | | | |
| 2- 1 | 0- 0 | 0- 1 | HOME | 1- 0 | 0- 0 | 1- 0 | | | | |
| 5- 3 | 0- 1 | 0- 0 | AWAY | 0- 1 | 0- 1 | 5- 0 | | | | |
| 0- 1 | 0- 0 | 0- 0 | NEUTRAL | 0- 0 | 0- 0 | 0- 1 | | | | |
| 16- 0 | 0- 0 | 0- 0 | CONFERENCE | 0- 0 | 0- 0 | 16- 0 | | | | |
| 8- 0 | 0- 0 | 0- 0 | HOME | 0- 0 | 0- 0 | 8- 0 | | | | |
| 8- 0 | 0- 0 | 0- 0 | AWAY | 0- 0 | 0- 0 | 8- 0 | | | | |
| 0- 0 | 0- 0 | 0- 0 | NEUTRAL | 0- 0 | 0- 0 | 0- 0 | | | | |























































| RPI 1-25 | | | | RPI 26-50 | | | | RPI 51-100 Team's RPI: 60 | | | | RPI 101+ | | | |
|---------------------------|---|------------------|-------|-----------|---|------------------|-------|---------------------------|---|-----------|-------|----------|---|-------------------|--------|
| RPI | S | Opponent | Score | RPI | S | Opponent | Score | RPI | S | Opponent | Score | RPI | S | Opponent | Score |
| 12 | A | Louisville | 50 73 | 27 | H | Green Bay | 53 62 | 62 | H | IUPUI | 78 72 | 115 | A | Troy | 74 91 |
| | | | | | | | | 78 | A | Minnesota | 74 75 | 169 | A | Morehead St. | 91 59 |
| | | | | | | | | | | | | 169 | H | Morehead St. | 96 76 |
| | | | | | | | | | | | | 174 | N | Fresno St. | 53 62 |
| | | | | | | | | | | | | 182 | A | UAB | 72 58 |
| | | | | | | | | | | | | 202 | H | SIUE | 94 67 |
| | | | | | | | | | | | | 205 | A | Loyola Marymount | 79 72 |
| | | | | | | | | | | | | 229 | A | Presbyterian | 83 58 |
| | | | | | | | | | | | | 234 | H | UT Martin | 71 66 |
| | | | | | | | | | | | | 237 | A | Samford | 73 54 |
| | | | | | | | | | | | | 250 | A | Jacksonville St. | 54 53 |
| | | | | | | | | | | | | 250 | H | Jacksonville St. | 61 52 |
| | | | | | | | | | | | | 252 | A | Tennessee St. | 70 60 |
| | | | | | | | | | | | | 252 | H | Tennessee St. | 87 71 |
| | | | | | | | | | | | | 253 | A | Austin Peay | 80 71 |
| | | | | | | | | | | | | 264 | A | Murray St. | 87 69 |
| | | | | | | | | | | | | 273 | H | Southeast Mo. St. | 89 77 |
| | | | | | | | | | | | | 275 | A | Tennessee Tech | 85 66 |
| | | | | | | | | | | | | 275 | H | Tennessee Tech | 89 75 |
| | | | | | | | | | | | | 292 | A | Eastern Ill. | 77 58 |
| | | | | | | | | | | | | 293 | A | Eastern Ky. | 73 67 |
| | | | | | | | | | | | | 293 | H | Eastern Ky. | 74 58 |
| | | | | | | | | | | | | 296 | H | Lipscomb | 100 62 |
| | | | | | | | | | | | | 317 | A | Fort Wayne | 85 59 |
| LAST 12 Division I GAMES: | | | | | | | | | | | | | | | |
| 252 | H | Tennessee St. | 87 71 | 202 | H | SIUE | 94 67 | | | | | | | | |
| 169 | H | Morehead St. | 96 76 | 252 | A | Tennessee St. | 70 60 | | | | | | | | |
| 293 | A | Eastern Ky. | 73 67 | 275 | H | Tennessee Tech | 89 75 | | | | | | | | |
| 275 | A | Tennessee Tech | 85 66 | 250 | A | Jacksonville St. | 54 53 | | | | | | | | |
| 250 | H | Jacksonville St. | 61 52 | 169 | A | Morehead St. | 91 59 | | | | | | | | |
| 264 | A | Murray St. | 87 69 | 293 | H | Eastern Ky. | 74 58 | | | | | | | | |

Non-Div I Games: Trevecca Nazarene 87 56

Belmont



Loss, Non-Conf, S Site, H Home A Away N Neutral

| | | | | | | | | | | |
|-------------------|--------------|------------|----------------|------------|-------------|---------------|------------|-----------|-----------|-----------|
| Average RPI Win: | 283 | WON-LOST | WINNING | LAST 10 | STRENGTH OF | OPP. STRENGTH | TEAM | ADJ. | CONF. | ADJ CONF. |
| Average RPI Loss: | 194 | RECORD | PCT. RANK | GAMES | SCHEDULE | OF SCHEDULE | RPI | RPI | RPI | RPI |
| DIV. I ONLY | 15- 9 | 107 | 9- 1 | 319 | 339 | 185 | 185 | 32 | 32 | |
| DIV. I NON-CONF. | 2- 8 | 288 | 0- 0 | 227 | 294 | 303 | 303 | 31 | 31 | |
| TOTALS | RPI 1-25 | RPI 26-50 | W-L RECORDS | RPI 51-100 | RPI 101-150 | RPI 150+ | | | | |
| 15- 9 | 0- 0 | 0- 0 | OVERALL | 0- 2 | 0- 2 | 15- 5 | | | | |
| 7- 1 | 0- 0 | 0- 0 | HOME | 0- 0 | 0- 0 | 7- 1 | | | | |
| 7- 7 | 0- 0 | 0- 0 | AWAY | 0- 2 | 0- 2 | 7- 3 | | | | |
| 1- 1 | 0- 0 | 0- 0 | NEUTRAL | 0- 0 | 0- 0 | 1- 1 | | | | |
| 2- 8 | 0- 0 | 0- 0 | NON-CONFERENCE | 0- 2 | 0- 2 | 2- 4 | | | | |
| 1- 0 | 0- 0 | 0- 0 | HOME | 0- 0 | 0- 0 | 1- 0 | | | | |
| 0- 7 | 0- 0 | 0- 0 | AWAY | 0- 2 | 0- 2 | 0- 3 | | | | |
| 1- 1 | 0- 0 | 0- 0 | NEUTRAL | 0- 0 | 0- 0 | 1- 1 | | | | |
| 13- 1 | 0- 0 | 0- 0 | CONFERENCE | 0- 0 | 0- 0 | 13- 1 | | | | |
| 6- 1 | 0- 0 | 0- 0 | HOME | 0- 0 | 0- 0 | 6- 1 | | | | |
| 7- 0 | 0- 0 | 0- 0 | AWAY | 0- 0 | 0- 0 | 7- 0 | | | | |
| 0- 0 | 0- 0 | 0- 0 | NEUTRAL | 0- 0 | 0- 0 | 0- 0 | | | | |

| RPI 1-25 | | | RPI 26-50 | | | RPI 51-100 | | | RPI 101+ | | | Team's RPI: 185 |
|---------------------------|---|----------|-----------|-----|---|--------------------------------------------------------------------------------------------------------|----------------------------------------------------------------------------------------|--------------------------------------------------------------------------------------------------------------|----------|------------------------------------------------------------------------------------------|---------------------------------------------------------------------------------------|-----------------|
| RPI | S | Opponent | Score | RPI | S | Opponent | Score | RPI | S | Opponent | Score | |
| | | | | | | 95  Jacksonville | 63  | 104  UCF | | 43  |  | |
| | | | | | | 99  Stetson | 60  | 118  Clemson | | 38  |  | |
| | | | | | | | | 186  Hampton | | 66 | 56 | |
| | | | | | | | | 202  SIUE | | 83 | 78 | |
| | | | | | | | | 224  Southern U. | | 59  |  | |
| | | | | | | | | 231  Howard | | 75 | 54 | |
| | | | | | | | | 249  UMES | | 61 | 33 | |
| | | | | | | | | 249  UMES | | 56  |  | |
| | | | | | | | | 252  Tennessee St. | | 60  |  | |
| | | | | | | | | 272  Coppin St. | | 76 | 56 | |
| | | | | | | | | 272  Coppin St. | | 71 | 52 | |
| | | | | | | | | 277  Norfolk St. | | 68 | 58 | |
| | | | | | | | | 277  Norfolk St. | | 53 | 44 | |
| | | | | | | | | 278  Prairie View | | 64  |  | |
| | | | | | | | | 290  Savannah St. | | 38 | 31 | |
| | | | | | | | | 291  North Florida | | 52 | 50 | |
| | | | | | | | | 327  Southeastern La. | | 63  |  | |
| | | | | | | | | 330  Florida A&M | | 64 | 41 | |
| | | | | | | | | 333  Morgan St. | | 50 | 48 | |
| | | | | | | | | 342  N.C. Central | | 62 | 52 | |
| | | | | | | | | 347  South Carolina St. | | 64 | 34 | |
| | | | | | | | | 348  Delaware St. | | 72 | 58 | |
| LAST 12 Division I GAMES: | | | | | | | | | | | | |
| | | | | | | 342  N.C. Central | 62 52 | 348  Delaware St. | | 72 | 58 | |
| | | | | | | 277  Norfolk St. | 53 44 | 277  Norfolk St. | | 68 | 58 | |
| | | | | | | 186  Hampton | 66 56 | 249  UMES | | 56  |  | |
| | | | | | | 249  UMES | 61 33 | 330  Florida A&M | | 64 | 41 | |
| | | | | | | 272  Coppin St. | 76 56 | 347  South Carolina St. | | 64 | 34 | |
| | | | | | | 231  Howard | 75 54 | 272  Coppin St. | | 71 | 52 | |

Non-Div I Games: Edward Waters 55 45 Flagler 76 53

Bethune-Cookman

 Loss,  Non-Conf, S Site,  Home  Away N Neutral

| Average RPI Win: 250 | | WON-LOST | WINNING | LAST 10 | STRENGTH OF | OPP. STRENGTH | TEAM | ADJ. | CONF. | ADJ CONF. |
|-----------------------|------|----------|-----------|----------------|-------------|---------------|-------------|----------|-------|-----------|
| Average RPI Loss: 142 | | RECORD | PCT. RANK | GAMES | SCHEDULE | OF SCHEDULE | RPI | RPI | RPI | RPI |
| DIV. I ONLY | | 11- 15 | 223 | 5- 5 | 146 | 271 | 206 | 206 | 22 | 22 |
| DIV. I NON-CONF. | | 3- 8 | 262 | 0- 0 | 99 | 301 | 210 | 210 | 22 | 22 |
| TOTALS | | RPI 1-25 | RPI 26-50 | W-L RECORDS | | RPI 51-100 | RPI 101-150 | RPI 150+ | | |
| 11- 15 | 0- 0 | | 0- 0 | OVERALL | | 1- 4 | 1- 4 | 9- 7 | | |
| 5- 8 | 0- 0 | | 0- 0 | HOME | | 0- 2 | 1- 2 | 4- 4 | | |
| 6- 7 | 0- 0 | | 0- 0 | AWAY | | 1- 2 | 0- 2 | 5- 3 | | |
| 0- 0 | 0- 0 | | 0- 0 | NEUTRAL | | 0- 0 | 0- 0 | 0- 0 | | |
| 3- 8 | 0- 0 | | 0- 0 | NON-CONFERENCE | | 1- 2 | 0- 2 | 2- 4 | | |
| 0- 5 | 0- 0 | | 0- 0 | HOME | | 0- 1 | 0- 1 | 0- 3 | | |
| 3- 3 | 0- 0 | | 0- 0 | AWAY | | 1- 1 | 0- 1 | 2- 1 | | |
| 0- 0 | 0- 0 | | 0- 0 | NEUTRAL | | 0- 0 | 0- 0 | 0- 0 | | |
| 8- 7 | 0- 0 | | 0- 0 | CONFERENCE | | 0- 2 | 1- 2 | 7- 3 | | |
| 5- 3 | 0- 0 | | 0- 0 | HOME | | 0- 1 | 1- 1 | 4- 1 | | |
| 3- 4 | 0- 0 | | 0- 0 | AWAY | | 0- 1 | 0- 1 | 3- 2 | | |
| 0- 0 | 0- 0 | | 0- 0 | NEUTRAL | | 0- 0 | 0- 0 | 0- 0 | | |

| RPI 1-25 | | | | RPI 26-50 | | | | RPI 51-100 | | | | RPI 101+ | | | | Team's RPI: 206 | |
|---------------------------|---|----------|-------|-----------|---|---------------|-------|------------|-----|---------------|---------------|----------|-----|----------|---------------------|-----------------|----|
| RPI | S | Opponent | Score | RPI | S | Opponent | Score | RPI | S | Opponent | Score | RPI | S | Opponent | Score | | |
| | | | | | | | | 51 | A | Ohio | 55 | 63 | 112 | H | Cornell | 51 | 54 |
| | | | | | | | | 61 | H | Bucknell | 57 | 67 | 132 | A | Yale | 48 | 57 |
| | | | | | | | | 74 | A | Penn | 61 | 48 | 133 | A | Albany (NY) | 63 | 80 |
| | | | | | | | | 76 | A | New Hampshire | 69 | 76 | 133 | H | Albany (NY) | 61 | 67 |
| | | | | | | | | 76 | H | New Hampshire | 62 | 70 | 137 | H | Maine | 58 | 52 |
| | | | | | | | | | | | | | 172 | H | Columbia | 65 | 75 |
| | | | | | | | | | | | | | 173 | A | Providence | 58 | 71 |
| | | | | | | | | | | | | | 177 | A | Hartford | 73 | 76 |
| | | | | | | | | | | | | | 177 | H | Hartford | 60 | 59 |
| | | | | | | | | | | | | | 179 | H | Brown | 72 | 83 |
| | | | | | | | | | | | | | 193 | H | Sacred Heart | 69 | 77 |
| | | | | | | | | | | | | | 207 | A | UMBC | 45 | 53 |
| | | | | | | | | | | | | | 207 | H | UMBC | 69 | 62 |
| | | | | | | | | | | | | | 248 | A | Stony Brook | 48 | 40 |
| | | | | | | | | | | | | | 248 | H | Stony Brook | 59 | 74 |
| | | | | | | | | | | | | | 284 | A | Vermont | 64 | 55 |
| | | | | | | | | | | | | | 284 | H | Vermont | 76 | 61 |
| | | | | | | | | | | | | | 313 | A | NJIT | 68 | 44 |
| | | | | | | | | | | | | | 341 | A | Fairleigh Dickinson | 80 | 69 |
| | | | | | | | | | | | | | 343 | A | UMass Lowell | 58 | 48 |
| | | | | | | | | | | | | | 343 | H | UMass Lowell | 69 | 54 |
| LAST 12 Division I GAMES: | | | | | | | | | | | | | | | | | |
| | | | | 177 | H | Hartford | 60 | 59 | 207 | A | UMBC | 45 | 53 | | | | |
| | | | | 248 | H | Stony Brook | 59 | 74 | 137 | H | Maine | 58 | 52 | | | | |
| | | | | 76 | A | New Hampshire | 69 | 76 | 177 | A | Hartford | 73 | 76 | | | | |
| | | | | 133 | A | Albany (NY) | 63 | 80 | 248 | A | Stony Brook | 48 | 40 | | | | |
| | | | | 284 | H | Vermont | 76 | 61 | 133 | H | Albany (NY) | 61 | 67 | | | | |
| | | | | 343 | H | UMass Lowell | 69 | 54 | 76 | H | New Hampshire | 62 | 70 | | | | |

| | | | | | | |
|------------------|----------------|----|----|--------------|----|----|
| Non-Div I Games: | Georgian Court | 74 | 53 | Misericordia | 77 | 54 |
|------------------|----------------|----|----|--------------|----|----|

Binghamton

■ Loss, ■ Non-Conf, S Site, H Home A Away N Neutral

| | | | | | | | | | |
|------------------------------|----------|-----------|----------------|-------------|---------------|----------|------|-------|-----------|
| Average RPI Win: 180 | WON-LOST | WINNING | LAST 10 | STRENGTH OF | OPP. STRENGTH | TEAM | ADJ. | CONF. | ADJ CONF. |
| Average RPI Loss: 149 | RECORD | PCT. RANK | GAMES | SCHEDULE | OF SCHEDULE | RPI | RPI | RPI | RPI |
| DIV. I ONLY | 18- 7 | 63 | 7- 3 | 125 | 135 | 69 | 69 | 13 | 13 |
| DIV. I NON-CONF. | 8- 1 | 19 | 0- 0 | 149 | 93 | 28 | 28 | 15 | 15 |
| TOTALS | RPI 1-25 | RPI 26-50 | W-L RECORDS | RPI 51-100 | RPI 101-150 | RPI 150+ | | | |
| 18- 7 | 0- 1 | 1- 1 | OVERALL | 0- 1 | 7- 1 | 10- 3 | | | |
| 11- 2 | 0- 0 | 0- 1 | HOME | 0- 1 | 3- 0 | 8- 0 | | | |
| 6- 5 | 0- 1 | 1- 0 | AWAY | 0- 0 | 3- 1 | 2- 3 | | | |
| 1- 0 | 0- 0 | 0- 0 | NEUTRAL | 0- 0 | 1- 0 | 0- 0 | | | |
| 8- 1 | 0- 1 | 0- 0 | NON-CONFERENCE | 0- 0 | 4- 0 | 4- 0 | | | |
| 5- 0 | 0- 0 | 0- 0 | HOME | 0- 0 | 1- 0 | 4- 0 | | | |
| 2- 1 | 0- 1 | 0- 0 | AWAY | 0- 0 | 2- 0 | 0- 0 | | | |
| 1- 0 | 0- 0 | 0- 0 | NEUTRAL | 0- 0 | 1- 0 | 0- 0 | | | |
| 10- 6 | 0- 0 | 1- 1 | CONFERENCE | 0- 1 | 3- 1 | 6- 3 | | | |
| 6- 2 | 0- 0 | 0- 1 | HOME | 0- 1 | 2- 0 | 4- 0 | | | |
| 4- 4 | 0- 0 | 1- 0 | AWAY | 0- 0 | 1- 1 | 2- 3 | | | |
| 0- 0 | 0- 0 | 0- 0 | NEUTRAL | 0- 0 | 0- 0 | 0- 0 | | | |

| RPI 1-25 | | | | RPI 26-50 | | | | RPI 51-100 | | | | Team's RPI: 69 | | RPI 101+ | | | |
|---------------------------|---|------------|-------|-----------|---|--------------|-------|------------|---|----------|-------|----------------|---|--------------|-------|-----------------|-------|
| RPI | S | Opponent | Score | RPI | S | Opponent | Score | RPI | S | Opponent | Score | | | RPI | S | Opponent | Score |
| 7 | A | Washington | 66 92 | 49 | A | Colorado St. | 51 45 | 91 | H | UNLV | 55 58 | | | 102 | A | Washington St. | 77 73 |
| | | | | 49 | H | Colorado St. | 53 60 | | | | | | | 105 | A | Wyoming | 53 43 |
| | | | | | | | | | | | | | | 105 | H | Wyoming | 64 54 |
| | | | | | | | | | | | | | | 116 | N | Charlotte | 68 65 |
| | | | | | | | | | | | | | | 120 | H | Eastern Wash. | 67 64 |
| | | | | | | | | | | | | | | 126 | A | St. Mary's (CA) | 83 78 |
| | | | | | | | | | | | | | | 142 | A | New Mexico | 68 75 |
| | | | | | | | | | | | | | | 142 | H | New Mexico | 64 62 |
| | | | | | | | | | | | | | | 174 | H | Fresno St. | 67 66 |
| | | | | | | | | | | | | | | 198 | A | San Jose St. | 69 61 |
| | | | | | | | | | | | | | | 198 | H | San Jose St. | 86 64 |
| | | | | | | | | | | | | | | 200 | A | Utah St. | 63 65 |
| | | | | | | | | | | | | | | 200 | H | Utah St. | 76 56 |
| | | | | | | | | | | | | | | 216 | H | Seattle U | 73 68 |
| | | | | | | | | | | | | | | 247 | H | Portland St. | 94 76 |
| | | | | | | | | | | | | | | 258 | H | Hawaii | 61 49 |
| | | | | | | | | | | | | | | 268 | A | San Diego St. | 77 84 |
| | | | | | | | | | | | | | | 271 | H | Portland | 74 60 |
| | | | | | | | | | | | | | | 287 | A | Nevada | 62 69 |
| | | | | | | | | | | | | | | 287 | H | Nevada | 77 74 |
| | | | | | | | | | | | | | | 320 | A | Air Force | 69 59 |
| LAST 12 Division I GAMES: | | | | | | | | | | | | | | | | | |
| | | | | 198 | A | San Jose St. | 69 61 | | | | | 49 | H | Colorado St. | 53 60 | | |
| | | | | 287 | H | Nevada | 77 74 | | | | | 105 | H | Wyoming | 64 54 | | |
| | | | | 105 | A | Wyoming | 53 43 | | | | | 287 | A | Nevada | 62 69 | | |
| | | | | 142 | H | New Mexico | 64 62 | | | | | 198 | H | San Jose St. | 86 64 | | |
| | | | | 320 | A | Air Force | 69 59 | | | | | 142 | A | New Mexico | 68 75 | | |
| | | | | 200 | A | Utah St. | 63 65 | | | | | 174 | H | Fresno St. | 67 66 | | |

Non-Div I Games: Southern Ore. 89 45 Concordia Portland 71 40

Boise St.

■ Loss,
 ■ Non-Conf, S Site,
 ■ Home
 ■ Away
 N Neutral

| | | | | | | | | | | |
|-------------------|--------------|------------|----------------|------------|-------------|---------------|------------|----------|----------|-----------|
| Average RPI Win: | 198 | WON-LOST | WINNING | LAST 10 | STRENGTH OF | OPP. STRENGTH | TEAM | ADJ. | CONF. | ADJ CONF. |
| Average RPI Loss: | 66 | RECORD | PCT. RANK | GAMES | SCHEDULE | OF SCHEDULE | RPI | RPI | RPI | RPI |
| DIV. I ONLY | 9- 19 | 266 | 1- 9 | 42 | 50 | 163 | 163 | 3 | 3 | |
| DIV. I NON-CONF. | 7- 6 | 157 | 0- 0 | 200 | 243 | 191 | 191 | 4 | 4 | |
| TOTALS | RPI 1-25 | RPI 26-50 | W-L RECORDS | RPI 51-100 | RPI 101-150 | RPI 150+ | | | | |
| 9- 19 | 0- 6 | 0- 4 | OVERALL | 0- 4 | 4- 3 | 5- 2 | | | | |
| 6- 8 | 0- 3 | 0- 2 | HOME | 0- 2 | 2- 1 | 4- 0 | | | | |
| 2- 10 | 0- 3 | 0- 2 | AWAY | 0- 1 | 2- 2 | 0- 2 | | | | |
| 1- 1 | 0- 0 | 0- 0 | NEUTRAL | 0- 1 | 0- 0 | 1- 0 | | | | |
| 7- 6 | 0- 0 | 0- 0 | NON-CONFERENCE | 0- 2 | 2- 2 | 5- 2 | | | | |
| 5- 2 | 0- 0 | 0- 0 | HOME | 0- 1 | 1- 1 | 4- 0 | | | | |
| 1- 3 | 0- 0 | 0- 0 | AWAY | 0- 0 | 1- 1 | 0- 2 | | | | |
| 1- 1 | 0- 0 | 0- 0 | NEUTRAL | 0- 1 | 0- 0 | 1- 0 | | | | |
| 2- 13 | 0- 6 | 0- 4 | CONFERENCE | 0- 2 | 2- 1 | 0- 0 | | | | |
| 1- 6 | 0- 3 | 0- 2 | HOME | 0- 1 | 1- 0 | 0- 0 | | | | |
| 1- 7 | 0- 3 | 0- 2 | AWAY | 0- 1 | 1- 1 | 0- 0 | | | | |
| 0- 0 | 0- 0 | 0- 0 | NEUTRAL | 0- 0 | 0- 0 | 0- 0 | | | | |

| RPI 1-25 | | | | RPI 26-50 | | | | RPI 51-100 | | | | RPI 101+ Team's RPI: 163 | | | |
|---------------------------|---|--------------------|--------------|-----------|---|--------------------|--------------|------------|---|--------------|--------------|--------------------------|---|----------------------|--------------|
| RPI | S | Opponent | Score | RPI | S | Opponent | Score | RPI | S | Opponent | Score | RPI | S | Opponent | Score |
| 2 | A | Notre Dame | 45 82 | 31 | A | Syracuse | 52 79 | 53 | H | Georgia Tech | 67 71 | 111 | A | North Carolina | 88 77 |
| 2 | H | Notre Dame | 69 80 | 31 | H | Syracuse | 45 72 | 72 | A | Wake Forest | 55 71 | 113 | A | Fordham | 49 56 |
| 8 | H | Duke | 44 67 | 38 | H | North Carolina St. | 58 70 | 79 | H | Penn St. | 56 60 | 118 | H | Clemson | 60 48 |
| 10 | H | Florida St. | 53 85 | 47 | A | Virginia | 55 62 | 93 | N | SMU | 64 72 | 126 | H | St. Mary's (CA) | 54 62 |
| 12 | A | Louisville | 43 68 | | | | | | | | | 132 | A | Yale | 71 64 |
| 16 | A | Miami (FL) | 51 58 | | | | | | | | | 137 | H | Maine | 64 53 |
| | | | | | | | | | | | | 141 | A | Pittsburgh | 43 56 |
| | | | | | | | | | | | | 173 | H | Providence | 57 53 |
| | | | | | | | | | | | | 177 | A | Hartford | 56 65 |
| | | | | | | | | | | | | 208 | A | Seton Hall | 66 71 |
| | | | | | | | | | | | | 223 | H | Dartmouth | 65 53 |
| | | | | | | | | | | | | 245 | H | Boston U. | 67 49 |
| | | | | | | | | | | | | 318 | H | Central Conn. St. | 66 46 |
| | | | | | | | | | | | | 326 | N | St. Francis Brooklyn | 73 58 |
| LAST 12 Division I GAMES: | | | | | | | | | | | | | | | |
| 2 | A | Notre Dame | 45 82 | 16 | A | Miami (FL) | 51 58 | 53 | A | Wake Forest | 55 71 | 8 | H | Duke | 44 67 |
| 38 | H | North Carolina St. | 58 70 | 72 | A | Wake Forest | 55 71 | 2 | H | Notre Dame | 69 80 | 47 | A | Virginia | 55 62 |
| 12 | A | Louisville | 43 68 | 8 | H | Duke | 44 67 | 53 | H | Georgia Tech | 67 71 | | | | |
| 111 | A | North Carolina | 88 77 | 2 | H | Notre Dame | 69 80 | | | | | | | | |
| 31 | H | Syracuse | 45 72 | 47 | A | Virginia | 55 62 | | | | | | | | |
| 10 | H | Florida St. | 53 85 | 53 | H | Georgia Tech | 67 71 | | | | | | | | |

Non-Div I Games:

Boston College

■ Loss,
 ■ Non-Conf,
 ■ S Site,
 ■ H Home
 ■ A Away
 N Neutral

| | | | | | | | | | | |
|-------------------|----------|-----------|----------------|------------|-------------|---------------|------|------|-------|-----------|
| Average RPI Win: | 291 | WON-LOST | WINNING | LAST 10 | STRENGTH OF | OPP. STRENGTH | TEAM | ADJ. | CONF. | ADJ CONF. |
| Average RPI Loss: | 133 | RECORD | PCT. RANK | GAMES | SCHEDULE | OF SCHEDULE | RPI | RPI | RPI | RPI |
| DIV. I ONLY | 12- 16 | 216 | 6- 4 | 261 | 229 | 245 | 245 | 23 | 23 | |
| DIV. I NON-CONF. | 2- 9 | 293 | 0- 0 | 219 | 152 | 316 | 316 | 25 | 25 | |
| TOTALS | RPI 1-25 | RPI 26-50 | W-L RECORDS | RPI 51-100 | RPI 101-150 | RPI 150+ | | | | |
| 12- 16 | 0- 0 | 0- 2 | OVERALL | 0- 3 | 0- 6 | 12- 5 | | | | |
| 8- 6 | 0- 0 | 0- 1 | HOME | 0- 2 | 0- 2 | 8- 1 | | | | |
| 4- 9 | 0- 0 | 0- 1 | AWAY | 0- 1 | 0- 3 | 4- 4 | | | | |
| 0- 1 | 0- 0 | 0- 0 | NEUTRAL | 0- 0 | 0- 1 | 0- 0 | | | | |
| 2- 9 | 0- 0 | 0- 2 | NON-CONFERENCE | 0- 1 | 0- 3 | 2- 3 | | | | |
| 2- 3 | 0- 0 | 0- 1 | HOME | 0- 1 | 0- 0 | 2- 1 | | | | |
| 0- 5 | 0- 0 | 0- 1 | AWAY | 0- 0 | 0- 2 | 0- 2 | | | | |
| 0- 1 | 0- 0 | 0- 0 | NEUTRAL | 0- 0 | 0- 1 | 0- 0 | | | | |
| 10- 7 | 0- 0 | 0- 0 | CONFERENCE | 0- 2 | 0- 3 | 10- 2 | | | | |
| 6- 3 | 0- 0 | 0- 0 | HOME | 0- 1 | 0- 2 | 6- 0 | | | | |
| 4- 4 | 0- 0 | 0- 0 | AWAY | 0- 1 | 0- 1 | 4- 2 | | | | |
| 0- 0 | 0- 0 | 0- 0 | NEUTRAL | 0- 0 | 0- 0 | 0- 0 | | | | |

| RPI S | Opponent | Score | RPI S | Opponent | Score | RPI S | Opponent | Score | RPI S | Opponent | Score | Team's RPI: 245 |
|---------------------------|-------------------|-------|-------|-------------------|-------|-------|-------------------|-------|-------|----------|-------|-----------------|
| 28 | A Arizona St. | 42 71 | 61 | A Bucknell | 56 73 | 121 | N Long Beach St. | 48 61 | | | | |
| 30 | H Harvard | 52 65 | 61 | H Bucknell | 50 66 | 129 | A Navy | 41 55 | | | | |
| | | | 76 | H New Hampshire | 51 59 | 129 | H Navy | 59 62 | | | | |
| | | | | | | 133 | A Albany (NY) | 54 69 | | | | |
| | | | | | | 146 | A Northeastern | 59 78 | | | | |
| | | | | | | 147 | H Army West Point | 52 64 | | | | |
| | | | | | | 163 | A Boston College | 49 67 | | | | |
| | | | | | | 194 | A American | 62 73 | | | | |
| | | | | | | 194 | H American | 71 62 | | | | |
| | | | | | | 218 | A Marist | 57 76 | | | | |
| | | | | | | 223 | H Dartmouth | 49 61 | | | | |
| | | | | | | 270 | A Colgate | 87 96 | | | | |
| | | | | | | 270 | H Colgate | 65 51 | | | | |
| | | | | | | 279 | A Loyola Maryland | 67 55 | | | | |
| | | | | | | 279 | H Loyola Maryland | 61 58 | | | | |
| | | | | | | 295 | A Lehigh | 69 64 | | | | |
| | | | | | | 295 | H Lehigh | 64 50 | | | | |
| | | | | | | 297 | A Holy Cross | 66 49 | | | | |
| | | | | | | 297 | H Holy Cross | 68 56 | | | | |
| | | | | | | 311 | H Massachusetts | 64 60 | | | | |
| | | | | | | 314 | A Lafayette | 75 58 | | | | |
| | | | | | | 314 | H Lafayette | 68 50 | | | | |
| | | | | | | 343 | H UMass Lowell | 66 56 | | | | |
| LAST 12 Division I GAMES: | | | | | | | | | | | | |
| 297 | H Holy Cross | 68 56 | 314 | A Lafayette | 75 58 | | | | | | | |
| 147 | H Army West Point | 52 64 | 129 | A Navy | 41 55 | | | | | | | |
| 61 | A Bucknell | 56 73 | 295 | H Lehigh | 64 50 | | | | | | | |
| 270 | H Colgate | 65 51 | 61 | H Bucknell | 50 66 | | | | | | | |
| 279 | A Loyola Maryland | 67 55 | 270 | A Colgate | 87 96 | | | | | | | |
| 194 | H American | 71 62 | 279 | H Loyola Maryland | 61 58 | | | | | | | |

Non-Div I Games:

Boston U.

■ Loss,
■ Non-Conf, S Site,
■ Home
■ Away
N Neutral

Bowling Green

Through Games Of Feb. 25, 2017

| | | | | | | | | | | |
|-------------------|----------|-----------|----------------|------------|-------------|---------------|------|------|-------|-----------|
| Average RPI Win: | 241 | WON-LOST | WINNING | LAST 10 | STRENGTH OF | OPP. STRENGTH | TEAM | ADJ. | CONF. | ADJ CONF. |
| Average RPI Loss: | 120 | RECORD | PCT. RANK | GAMES | SCHEDULE | OF SCHEDULE | RPI | RPI | RPI | RPI |
| DIV. I ONLY | 6- 19 | 308 | 3- 7 | 110 | 113 | 243 | 243 | 10 | 10 | |
| DIV. I NON-CONF. | 2- 7 | 284 | 0- 0 | 243 | 64 | 300 | 300 | 11 | 11 | |
| TOTALS | RPI 1-25 | RPI 26-50 | W-L RECORDS | RPI 51-100 | RPI 101-150 | RPI 150+ | | | | |
| 6- 19 | 0- 1 | 0- 2 | OVERALL | 1- 6 | 0- 5 | 5- 5 | | | | |
| 1- 10 | 0- 0 | 0- 2 | HOME | 0- 3 | 0- 3 | 1- 2 | | | | |
| 3- 8 | 0- 1 | 0- 0 | AWAY | 1- 2 | 0- 2 | 2- 3 | | | | |
| 2- 1 | 0- 0 | 0- 0 | NEUTRAL | 0- 1 | 0- 0 | 2- 0 | | | | |
| 2- 7 | 0- 1 | 0- 1 | NON-CONFERENCE | 0- 2 | 0- 1 | 2- 2 | | | | |
| 0- 3 | 0- 0 | 0- 1 | HOME | 0- 0 | 0- 1 | 0- 1 | | | | |
| 0- 3 | 0- 1 | 0- 0 | AWAY | 0- 1 | 0- 0 | 0- 1 | | | | |
| 2- 1 | 0- 0 | 0- 0 | NEUTRAL | 0- 1 | 0- 0 | 2- 0 | | | | |
| 4- 12 | 0- 0 | 0- 1 | CONFERENCE | 1- 4 | 0- 4 | 3- 3 | | | | |
| 1- 7 | 0- 0 | 0- 1 | HOME | 0- 3 | 0- 2 | 1- 1 | | | | |
| 3- 5 | 0- 0 | 0- 0 | AWAY | 1- 1 | 0- 2 | 2- 2 | | | | |
| 0- 0 | 0- 0 | 0- 0 | NEUTRAL | 0- 0 | 0- 0 | 0- 0 | | | | |

| RPI 1-25 | | | | RPI 26-50 | | | | RPI 51-100 | | | | RPI 101+ Team's RPI: 243 | | | |
|---------------------------|---|------------|-------|---------------|---|---------------|-------|------------|---|---------------|-------|--------------------------|---|---------------|-------|
| RPI | S | Opponent | Score | RPI | S | Opponent | Score | RPI | S | Opponent | Score | RPI | S | Opponent | Score |
| 12 | A | Louisville | 58 83 | 41 | H | Central Mich. | 65 76 | 51 | H | Ohio | 58 69 | 108 | A | Kent St. | 78 80 |
| | | | | 47 | H | Virginia | 47 67 | 82 | H | Northern Ill. | 76 89 | 108 | H | Kent St. | 60 70 |
| | | | | | | | | 84 | N | Chattanooga | 49 54 | 110 | A | Ball St. | 70 91 |
| | | | | | | | | 85 | A | Toledo | 59 74 | 110 | H | Ball St. | 53 75 |
| | | | | | | | | 92 | A | Virginia Tech | 51 98 | 143 | H | Cincinnati | 58 68 |
| | | | | | | | | 94 | A | Buffalo | 64 62 | 178 | A | Western Mich. | 58 75 |
| | | | | | | | | 94 | H | Buffalo | 50 61 | 178 | H | Western Mich. | 53 74 |
| | | | | | | | | | | | | 180 | H | Cleveland St. | 56 64 |
| | | | | | | | | | | | | 232 | A | Miami (OH) | 61 59 |
| | | | | | | | | | | | | 241 | A | Akron | 62 58 |
| | | | | | | | | | | | | 241 | H | Akron | 86 50 |
| | | | | | | | | | | | | 286 | A | Eastern Mich. | 74 81 |
| | | | | | | | | | | | | 293 | A | Eastern Ky. | 55 57 |
| | | | | | | | | | | | | 314 | N | Lafayette | 69 42 |
| | | | | | | | | | | | | 325 | N | Saint Peter's | 73 68 |
| LAST 12 Division I GAMES: | | | | | | | | | | | | | | | |
| | | 94 | A | Buffalo | | | 64 62 | | | 241 | H | Akron | | | 86 50 |
| | | 108 | H | Kent St. | | | 60 70 | | | 108 | A | Kent St. | | | 78 80 |
| | | 232 | A | Miami (OH) | | | 61 59 | | | 286 | A | Eastern Mich. | | | 74 81 |
| | | 178 | H | Western Mich. | | | 53 74 | | | 110 | H | Ball St. | | | 53 75 |
| | | 85 | A | Toledo | | | 59 74 | | | 94 | H | Buffalo | | | 50 61 |
| | | 110 | A | Ball St. | | | 70 91 | | | 41 | H | Central Mich. | | | 65 76 |

Non-Div I Games: Ohio Valley 82 46 Davis & Elkins 73 46 Malone 65 78

Bowling Green

Loss, Non-Conf, S Site, H Home A Away N Neutral

| | | | | | | | | | | |
|-------------------|----------|-----------|----------------|------------|-------------|---------------|------|------|-------|-----------|
| Average RPI Win: | 245 | WON-LOST | WINNING | LAST 10 | STRENGTH OF | OPP. STRENGTH | TEAM | ADJ. | CONF. | ADJ CONF. |
| Average RPI Loss: | 139 | RECORD | PCT. RANK | GAMES | SCHEDULE | OF SCHEDULE | RPI | RPI | RPI | RPI |
| DIV. I ONLY | 9- 17 | 255 | 5- 5 | 156 | 196 | 228 | 228 | 16 | 16 | |
| DIV. I NON-CONF. | 3- 7 | 250 | 0- 0 | 119 | 245 | 209 | 209 | 14 | 14 | |
| TOTALS | RPI 1-25 | RPI 26-50 | W-L RECORDS | RPI 51-100 | RPI 101-150 | RPI 150+ | | | | |
| 9- 17 | 0- 0 | 0- 3 | OVERALL | 0- 4 | 0- 2 | 9- 8 | | | | |
| 5- 7 | 0- 0 | 0- 2 | HOME | 0- 2 | 0- 1 | 5- 2 | | | | |
| 4- 10 | 0- 0 | 0- 1 | AWAY | 0- 2 | 0- 1 | 4- 6 | | | | |
| 0- 0 | 0- 0 | 0- 0 | NEUTRAL | 0- 0 | 0- 0 | 0- 0 | | | | |
| 3- 7 | 0- 0 | 0- 1 | NON-CONFERENCE | 0- 2 | 0- 2 | 3- 2 | | | | |
| 1- 3 | 0- 0 | 0- 1 | HOME | 0- 1 | 0- 1 | 1- 0 | | | | |
| 2- 4 | 0- 0 | 0- 0 | AWAY | 0- 1 | 0- 1 | 2- 2 | | | | |
| 0- 0 | 0- 0 | 0- 0 | NEUTRAL | 0- 0 | 0- 0 | 0- 0 | | | | |
| 6- 10 | 0- 0 | 0- 2 | CONFERENCE | 0- 2 | 0- 0 | 6- 6 | | | | |
| 4- 4 | 0- 0 | 0- 1 | HOME | 0- 1 | 0- 0 | 4- 2 | | | | |
| 2- 6 | 0- 0 | 0- 1 | AWAY | 0- 1 | 0- 0 | 2- 4 | | | | |
| 0- 0 | 0- 0 | 0- 0 | NEUTRAL | 0- 0 | 0- 0 | 0- 0 | | | | |

| RPI S | Opponent | Score | RPI S | Opponent | Score | RPI S | Opponent | Score | RPI S | Opponent | Score | Team's RPI: 228 |
|---------------------------|----------------|-------|-------|------------------|-------|-------|------------------|-------|-------|----------|-------|-----------------|
| 27 | H Green Bay | 43 68 | 57 | A UNI | 50 70 | 103 | H Saint Louis | 58 68 | | | | |
| 29 | A Drake | 46 98 | 57 | H UNI | 53 72 | 108 | A Kent St. | 52 77 | | | | |
| 29 | H Drake | 60 93 | 73 | A Western Ill. | 77 91 | 156 | A Missouri St. | 75 73 | | | | |
| | | | 82 | H Northern Ill. | 51 81 | 156 | H Missouri St. | 62 56 | | | | |
| | | | | | | 162 | H Detroit Mercy | 70 60 | | | | |
| | | | | | | 178 | A Western Mich. | 64 83 | | | | |
| | | | | | | 184 | H Southern Ill. | 57 66 | | | | |
| | | | | | | 199 | A Wichita St. | 54 65 | | | | |
| | | | | | | 199 | H Wichita St. | 69 76 | | | | |
| | | | | | | 210 | A Indiana St. | 51 58 | | | | |
| | | | | | | 210 | H Indiana St. | 54 41 | | | | |
| | | | | | | 255 | A Evansville | 71 73 | | | | |
| | | | | | | 255 | H Evansville | 56 52 | | | | |
| | | | | | | 263 | A Butler | 56 58 | | | | |
| | | | | | | 301 | A Valparaiso | 67 56 | | | | |
| | | | | | | 309 | A Illinois St. | 63 71 | | | | |
| | | | | | | 319 | A Loyola Chicago | 60 53 | | | | |
| | | | | | | 319 | H Loyola Chicago | 72 45 | | | | |
| | | | | | | 323 | A Ill.-Chicago | 65 56 | | | | |
| LAST 12 Division I GAMES: | | | | | | | | | | | | |
| 255 | A Evansville | 71 73 | 319 | H Loyola Chicago | 72 45 | | | | | | | |
| 199 | H Wichita St. | 69 76 | 255 | H Evansville | 56 52 | | | | | | | |
| 156 | H Missouri St. | 62 56 | 184 | H Southern Ill. | 57 66 | | | | | | | |
| 29 | A Drake | 46 98 | 156 | A Missouri St. | 75 73 | | | | | | | |
| 57 | A UNI | 50 70 | 199 | A Wichita St. | 54 65 | | | | | | | |
| 210 | H Indiana St. | 54 41 | 57 | H UNI | 53 72 | | | | | | | |

Non-Div I Games: Eureka

103 59

Bradley

**B
r
o
w
n**

B
r
o
w
n

Brown

Page 31

B
r
y
a
n
tB
r
y
a
n
t

Non-Div I Games:

RPI S Opponent Score

| RPI | S | Opponent | Score |
|-----|---|--------------|-------|
| 343 | H | UMass Lowell | 73 62 |

B
r
y
a
n
t

B
r
y
a
n
t

Bryant

| | | | | | | | | | |
|------------------------------|----------|-----------|----------------|-------------|---------------|----------|------|-------|-----------|
| Average RPI Win: 224 | WON-LOST | WINNING | LAST 10 | STRENGTH OF | OPP. STRENGTH | TEAM | ADJ. | CONF. | ADJ CONF. |
| Average RPI Loss: 168 | RECORD | PCT. RANK | GAMES | SCHEDULE | OF SCHEDULE | RPI | RPI | RPI | RPI |
| DIV. I ONLY | 23- 5 | 16 | 8- 2 | 262 | 224 | 61 | 61 | 23 | 23 |
| DIV. I NON-CONF. | 8- 3 | 67 | 0- 0 | 252 | 89 | 83 | 83 | 25 | 25 |
| TOTALS | RPI 1-25 | RPI 26-50 | W-L RECORDS | RPI 51-100 | RPI 101-150 | RPI 150+ | | | |
| 23- 5 | 0- 0 | 0- 1 | OVERALL | 1- 0 | 5- 1 | 17- 3 | | | |
| 12- 0 | 0- 0 | 0- 0 | HOME | 1- 0 | 2- 0 | 9- 0 | | | |
| 11- 5 | 0- 0 | 0- 0 | AWAY | 0- 0 | 3- 0 | 8- 0 | | | |
| 0- 0 | 0- 0 | 0- 0 | NEUTRAL | 0- 0 | 0- 0 | 0- 0 | | | |
| 8- 3 | 0- 0 | 0- 1 | NON-CONFERENCE | 1- 0 | 1- 1 | 6- 1 | | | |
| 4- 0 | 0- 0 | 0- 0 | HOME | 1- 0 | 0- 0 | 3- 0 | | | |
| 4- 3 | 0- 0 | 0- 1 | AWAY | 0- 0 | 1- 1 | 3- 1 | | | |
| 0- 0 | 0- 0 | 0- 0 | NEUTRAL | 0- 0 | 0- 0 | 0- 0 | | | |
| 15- 2 | 0- 0 | 0- 0 | CONFERENCE | 0- 0 | 4- 0 | 11- 2 | | | |
| 8- 0 | 0- 0 | 0- 0 | HOME | 0- 0 | 2- 0 | 6- 0 | | | |
| 7- 2 | 0- 0 | 0- 0 | AWAY | 0- 0 | 2- 0 | 5- 2 | | | |
| 0- 0 | 0- 0 | 0- 0 | NEUTRAL | 0- 0 | 0- 0 | 0- 0 | | | |

| RPI S | Opponent | Score | RPI S | Opponent | Score | RPI S | Opponent | Score | RPI S | Opponent | Score |
|-------|----------|-------|-------|----------|-------|-------|-------------------|-------|-------|-------------------|-------|
| 26 | A Elon | 58 64 | 64 | H Drexel | 78 66 | 109 | A Saint Joseph's | 64 61 | 111 | A North Carolina | 50 65 |
| | | | | | | 129 | A Navy | 63 54 | 129 | H Navy | 67 64 |
| | | | | | | 147 | A Army West Point | 60 56 | 147 | H Army West Point | 68 62 |
| | | | | | | 180 | H Cleveland St. | 77 66 | 194 | A American | 47 59 |
| | | | | | | 194 | H American | 73 67 | 206 | A Binghamton | 67 57 |
| | | | | | | 212 | A Rutgers | 53 57 | 239 | A St. Bonaventure | 57 35 |
| | | | | | | 241 | A Akron | 61 47 | 245 | A Boston U. | 66 50 |
| | | | | | | 245 | H Boston U. | 73 56 | 269 | H Manhattan | 69 64 |
| | | | | | | 270 | A Colgate | 79 49 | 270 | H Colgate | 79 56 |
| | | | | | | 279 | A Loyola Maryland | 72 66 | 279 | H Loyola Maryland | 57 39 |
| | | | | | | 279 | H Loyola Maryland | 57 39 | 295 | A Lehigh | 77 58 |
| | | | | | | 295 | A Lehigh | 77 58 | 295 | H Lehigh | 73 54 |
| | | | | | | 297 | A Holy Cross | 51 63 | 297 | A Holy Cross | 51 63 |
| | | | | | | 194 | A American | 47 59 | 297 | H Holy Cross | 77 48 |
| | | | | | | 147 | H Army West Point | 68 62 | 313 | H NJIT | 67 36 |
| | | | | | | 245 | A Boston U. | 66 50 | 314 | A Lafayette | 79 65 |
| | | | | | | 279 | A Loyola Maryland | 72 66 | | | |
| | | | | | | 270 | H Colgate | 79 56 | | | |

LAST 12 Division I GAMES:

| | | | | | |
|-----|-------------------|-------|-----|-------------------|-------|
| 129 | A Navy | 63 54 | 297 | A Holy Cross | 51 63 |
| 314 | A Lafayette | 79 65 | 194 | A American | 47 59 |
| 245 | H Boston U. | 73 56 | 147 | H Army West Point | 68 62 |
| 279 | H Loyola Maryland | 57 39 | 245 | A Boston U. | 66 50 |
| 270 | A Colgate | 79 49 | 279 | A Loyola Maryland | 72 66 |
| 295 | H Lehigh | 73 54 | 270 | H Colgate | 79 56 |

Non-Div I Games:

Bucknell

■ Loss,
 ■ Non-Conf, S Site,
 ■ Home
 ■ Away
 N Neutral

Buffalo

Through Games Of Feb. 25, 2017

| Average RPI Win: | 193 | WON-LOST | WINNING | LAST 10 | STRENGTH OF | OPP. STRENGTH | TEAM | ADJ. | CONF. | ADJ CONF. |
|-------------------|----------|-----------|----------------|------------|-------------|---------------|------|------|-------|-----------|
| Average RPI Loss: | 91 | RECORD | PCT. RANK | GAMES | SCHEDULE | OF SCHEDULE | RPI | RPI | RPI | RPI |
| DIV. I ONLY | 19- 8 | 67 | 6- 4 | 131 | 118 | 94 | 94 | 10 | 10 | |
| DIV. I NON-CONF. | 10- 1 | 15 | 0- 0 | 206 | 191 | 57 | 57 | 11 | 11 | |
| TOTALS | RPI 1-25 | RPI 26-50 | W-L RECORDS | RPI 51-100 | RPI 101-150 | RPI 150+ | | | | |
| 19- 8 | 0- 0 | 1- 2 | OVERALL | 1- 4 | 4- 1 | 13- 1 | | | | |
| 12- 4 | 0- 0 | 1- 0 | HOME | 1- 2 | 2- 1 | 8- 1 | | | | |
| 7- 3 | 0- 0 | 0- 1 | AWAY | 0- 2 | 2- 0 | 5- 0 | | | | |
| 0- 1 | 0- 0 | 0- 1 | NEUTRAL | 0- 0 | 0- 0 | 0- 0 | | | | |
| 10- 1 | 0- 0 | 0- 1 | NON-CONFERENCE | 0- 0 | 3- 0 | 7- 0 | | | | |
| 7- 0 | 0- 0 | 0- 0 | HOME | 0- 0 | 1- 0 | 6- 0 | | | | |
| 3- 0 | 0- 0 | 0- 0 | AWAY | 0- 0 | 2- 0 | 1- 0 | | | | |
| 0- 1 | 0- 0 | 0- 1 | NEUTRAL | 0- 0 | 0- 0 | 0- 0 | | | | |
| 9- 7 | 0- 0 | 1- 1 | CONFERENCE | 1- 4 | 1- 1 | 6- 1 | | | | |
| 5- 4 | 0- 0 | 1- 0 | HOME | 1- 2 | 1- 1 | 2- 1 | | | | |
| 4- 3 | 0- 0 | 0- 1 | AWAY | 0- 2 | 0- 0 | 4- 0 | | | | |
| 0- 0 | 0- 0 | 0- 0 | NEUTRAL | 0- 0 | 0- 0 | 0- 0 | | | | |

| RPI S | Opponent | Score | RPI S | Opponent | Score | RPI S | Opponent | Score | RPI S | Opponent | Score |
|---------------------------|-----------------|-------|-------|-----------------|-------|-------|-------------------|-------|-------|----------|-------|
| 30 | N Harvard | 62 74 | 51 | A Ohio | 55 83 | 104 | H UCF | 66 65 | | | |
| 41 | A Central Mich. | 71 88 | 51 | H Ohio | 65 54 | 108 | H Kent St. | 77 62 | | | |
| 41 | H Central Mich. | 67 56 | 82 | H Northern Ill. | 80 89 | 110 | H Ball St. | 75 89 | | | |
| | | | 85 | A Toledo | 63 85 | 113 | A Fordham | 58 54 | | | |
| | | | 85 | H Toledo | 64 73 | 136 | A Duquesne | 71 69 | | | |
| | | | | | | 178 | A Western Mich. | 62 47 | | | |
| | | | | | | 189 | H Hofstra | 74 50 | | | |
| | | | | | | 193 | H Sacred Heart | 76 55 | | | |
| | | | | | | 232 | A Miami (OH) | 68 51 | | | |
| | | | | | | 232 | H Miami (OH) | 71 45 | | | |
| | | | | | | 239 | H St. Bonaventure | 68 47 | | | |
| | | | | | | 240 | H Niagara | 73 63 | | | |
| | | | | | | 241 | H Akron | 81 51 | | | |
| | | | | | | 243 | A Bowling Green | 61 50 | | | |
| | | | | | | 243 | H Bowling Green | 62 64 | | | |
| | | | | | | 258 | A Canisius | 65 52 | | | |
| | | | | | | 269 | H Manhattan | 73 39 | | | |
| | | | | | | 286 | A Eastern Mich. | 56 52 | | | |
| | | | | | | 311 | H Massachusetts | 61 47 | | | |
| LAST 12 Division I GAMES: | | | | | | | | | | | |
| 243 | H Bowling Green | 62 64 | 85 | A Toledo | 63 85 | | | | | | |
| 51 | H Ohio | 65 54 | 178 | A Western Mich. | 62 47 | | | | | | |
| 241 | H Akron | 81 51 | 110 | H Ball St. | 75 89 | | | | | | |
| 286 | A Eastern Mich. | 56 52 | 41 | H Central Mich. | 67 56 | | | | | | |
| 82 | H Northern Ill. | 80 89 | 243 | A Bowling Green | 61 50 | | | | | | |
| 108 | H Kent St. | 77 62 | 232 | A Miami (OH) | 68 51 | | | | | | |

Non-Div I Games:

Buffalo

■ Loss,
 ■ Non-Conf,
 ■ S Site,
 ■ Home
 ■ A Away
 N Neutral

| Average RPI Win: | 230 | WON-LOST | WINNING | LAST 10 | STRENGTH OF | OPP. STRENGTH | TEAM | ADJ. | CONF. | ADJ CONF. |
|-------------------|----------|-----------|----------------|------------|-------------|---------------|------|------|-------|-----------|
| Average RPI Loss: | 97 | RECORD | PCT. RANK | GAMES | SCHEDULE | OF SCHEDULE | RPI | RPI | RPI | RPI |
| DIV. I ONLY | 5- 23 | 323 | 0- 10 | 80 | 77 | 263 | 263 | 7 | 7 | |
| DIV. I NON-CONF. | 3- 8 | 262 | 0- 0 | 160 | 130 | 284 | 284 | 7 | 7 | |
| TOTALS | RPI 1-25 | RPI 26-50 | W-L RECORDS | RPI 51-100 | RPI 101-150 | RPI 150+ | | | | |
| 5- 23 | 0- 3 | 0- 4 | OVERALL | 0- 6 | 0- 3 | 5- 7 | | | | |
| 4- 11 | 0- 1 | 0- 2 | HOME | 0- 3 | 0- 2 | 4- 3 | | | | |
| 1- 12 | 0- 2 | 0- 2 | AWAY | 0- 3 | 0- 1 | 1- 4 | | | | |
| 0- 0 | 0- 0 | 0- 0 | NEUTRAL | 0- 0 | 0- 0 | 0- 0 | | | | |
| 3- 8 | 0- 0 | 0- 2 | NON-CONFERENCE | 0- 0 | 0- 3 | 3- 3 | | | | |
| 3- 4 | 0- 0 | 0- 1 | HOME | 0- 0 | 0- 2 | 3- 1 | | | | |
| 0- 4 | 0- 0 | 0- 1 | AWAY | 0- 0 | 0- 1 | 0- 2 | | | | |
| 0- 0 | 0- 0 | 0- 0 | NEUTRAL | 0- 0 | 0- 0 | 0- 0 | | | | |
| 2- 15 | 0- 3 | 0- 2 | CONFERENCE | 0- 6 | 0- 0 | 2- 4 | | | | |
| 1- 7 | 0- 1 | 0- 1 | HOME | 0- 3 | 0- 0 | 1- 2 | | | | |
| 1- 8 | 0- 2 | 0- 1 | AWAY | 0- 3 | 0- 0 | 1- 2 | | | | |
| 0- 0 | 0- 0 | 0- 0 | NEUTRAL | 0- 0 | 0- 0 | 0- 0 | | | | |

| RPI S | Opponent | Score | RPI S | Opponent | Score | RPI S | Opponent | Score | RPI S | Opponent | Score | Team's RPI: 263 |
|---------------------------|--------------|--------|-------|-------------------|--------|-------|-------------------|-------|-------|---------------|-------|-----------------|
| 17 | A DePaul | 69 100 | 27 | A Green Bay | 34 61 | 56 | A Villanova | 58 61 | 104 | H UCF | 59 66 | |
| 17 | H DePaul | 62 92 | 35 | H South Fla. | 59 74 | 56 | H Villanova | 69 70 | 110 | H Ball St. | 50 74 | |
| 18 | A Creighton | 52 67 | 36 | A Marquette | 53 91 | 66 | A Georgetown | 72 83 | 144 | A TCU | 47 73 | |
| | | | 36 | H Marquette | 66 72 | 66 | H Georgetown | 52 58 | 153 | A Arkansas | 50 68 | |
| | | | | | | 68 | A St. John's (NY) | 55 62 | 173 | A Providence | 51 68 | |
| | | | | | | 68 | H St. John's (NY) | 41 62 | 173 | H Providence | 58 64 | |
| | | | | | | | | | 188 | A Xavier | 65 62 | |
| | | | | | | | | | 188 | H Xavier | 43 53 | |
| | | | | | | | | | 195 | H ETSU | 59 68 | |
| | | | | | | | | | 208 | A Seton Hall | 63 65 | |
| | | | | | | | | | 208 | H Seton Hall | 79 58 | |
| | | | | | | | | | 210 | H Indiana St. | 66 48 | |
| | | | | | | | | | 211 | A Wisconsin | 55 60 | |
| | | | | | | | | | 228 | H Bradley | 58 56 | |
| | | | | | | | | | 317 | H Fort Wayne | 70 64 | |
| LAST 12 Division I GAMES: | | | | | | | | | | | | |
| 173 | H Providence | 58 64 | 208 | A Seton Hall | 63 65 | | | | | | | |
| 56 | A Villanova | 58 61 | 68 | A St. John's (NY) | 55 62 | | | | | | | |
| 66 | A Georgetown | 72 83 | 66 | H Georgetown | 52 58 | | | | | | | |
| 17 | H DePaul | 62 92 | 56 | H Villanova | 69 70 | | | | | | | |
| 36 | H Marquette | 66 72 | 36 | A Marquette | 53 91 | | | | | | | |
| 188 | H Xavier | 43 53 | 17 | A DePaul | 69 100 | | | | | | | |

Non-Div I Games:

Butler

■ Loss,
■ Non-Conf,
■ S Site,
■ H Home
■ A Away
N Neutral

CSU Bakersfield

Through Games Of Feb. 25, 2017

| | | | | | | | | | | |
|-------------------|----------|-----------|----------------|------------|-------------|---------------|------|------|-------|-----------|
| Average RPI Win: | 290 | WON-LOST | WINNING | LAST 10 | STRENGTH OF | OPP. STRENGTH | TEAM | ADJ. | CONF. | ADJ CONF. |
| Average RPI Loss: | 171 | RECORD | PCT. RANK | GAMES | SCHEDULE | OF SCHEDULE | RPI | RPI | RPI | RPI |
| DIV. I ONLY | 12- 13 | 186 | 8- 2 | 327 | 250 | 265 | 265 | 29 | 29 | |
| DIV. I NON-CONF. | 3- 9 | 275 | 0- 0 | 311 | 108 | 317 | 317 | 29 | 29 | |
| TOTALS | RPI 1-25 | RPI 26-50 | W-L RECORDS | RPI 51-100 | RPI 101-150 | RPI 150+ | | | | |
| 12- 13 | 0- 1 | 0- 1 | OVERALL | 0- 2 | 0- 2 | 12- 7 | | | | |
| 7- 6 | 0- 1 | 0- 0 | HOME | 0- 1 | 0- 1 | 7- 3 | | | | |
| 5- 7 | 0- 0 | 0- 1 | AWAY | 0- 1 | 0- 1 | 5- 4 | | | | |
| 0- 0 | 0- 0 | 0- 0 | NEUTRAL | 0- 0 | 0- 0 | 0- 0 | | | | |
| 3- 9 | 0- 1 | 0- 1 | NON-CONFERENCE | 0- 2 | 0- 0 | 3- 5 | | | | |
| 2- 4 | 0- 1 | 0- 0 | HOME | 0- 1 | 0- 0 | 2- 2 | | | | |
| 1- 5 | 0- 0 | 0- 1 | AWAY | 0- 1 | 0- 0 | 1- 3 | | | | |
| 0- 0 | 0- 0 | 0- 0 | NEUTRAL | 0- 0 | 0- 0 | 0- 0 | | | | |
| 9- 4 | 0- 0 | 0- 0 | CONFERENCE | 0- 0 | 0- 2 | 9- 2 | | | | |
| 5- 2 | 0- 0 | 0- 0 | HOME | 0- 0 | 0- 1 | 5- 1 | | | | |
| 4- 2 | 0- 0 | 0- 0 | AWAY | 0- 0 | 0- 1 | 4- 1 | | | | |
| 0- 0 | 0- 0 | 0- 0 | NEUTRAL | 0- 0 | 0- 0 | 0- 0 | | | | |

| RPI 1-25 | | | | RPI 26-50 | | | | RPI 51-100 | | | | RPI 101+ Team's RPI: 265 | | | |
|---------------------------|---|----------------|-------|-----------|---|----------------|-------|------------|---|--------------|-------|--------------------------|---|----------------|-------|
| RPI | S | Opponent | Score | RPI | S | Opponent | Score | RPI | S | Opponent | Score | RPI | S | Opponent | Score |
| 9 | H | Stanford | 56 77 | 37 | A | Oregon | 62 77 | 58 | A | California | 63 86 | 150 | A | New Mexico St. | 55 69 |
| | | | | | | | | 63 | H | South Dakota | 60 75 | 150 | H | New Mexico St. | 55 64 |
| | | | | | | | | | | | | 175 | H | UC Riverside | 66 71 |
| | | | | | | | | | | | | 216 | A | Seattle U | 47 54 |
| | | | | | | | | | | | | 216 | H | Seattle U | 52 63 |
| | | | | | | | | | | | | 221 | A | UTRGV | 67 61 |
| | | | | | | | | | | | | 221 | H | UTRGV | 74 46 |
| | | | | | | | | | | | | 226 | H | Grand Canyon | 74 59 |
| | | | | | | | | | | | | 251 | A | Pacific | 61 91 |
| | | | | | | | | | | | | 256 | H | Cal Poly | 57 49 |
| | | | | | | | | | | | | 258 | H | Hawaii | 58 51 |
| | | | | | | | | | | | | 298 | H | Southern Utah | 59 65 |
| | | | | | | | | | | | | 299 | A | UTEP | 61 74 |
| | | | | | | | | | | | | 303 | A | Pepperdine | 57 62 |
| | | | | | | | | | | | | 315 | A | UMKC | 65 63 |
| | | | | | | | | | | | | 315 | H | UMKC | 52 33 |
| | | | | | | | | | | | | 324 | A | UC Irvine | 86 66 |
| | | | | | | | | | | | | 329 | A | Utah Valley | 63 59 |
| | | | | | | | | | | | | 329 | H | Utah Valley | 55 39 |
| | | | | | | | | | | | | 340 | A | Chicago St. | 71 67 |
| | | | | | | | | | | | | 340 | H | Chicago St. | 83 48 |
| LAST 12 Division I GAMES: | | | | | | | | | | | | | | | |
| 340 | A | Chicago St. | 71 67 | 226 | H | Grand Canyon | 74 59 | | | | | | | | |
| 315 | A | UMKC | 65 63 | 315 | H | UMKC | 52 33 | | | | | | | | |
| 216 | H | Seattle U | 52 63 | 340 | H | Chicago St. | 83 48 | | | | | | | | |
| 329 | H | Utah Valley | 55 39 | 329 | A | Utah Valley | 63 59 | | | | | | | | |
| 221 | A | UTRGV | 67 61 | 150 | H | New Mexico St. | 55 64 | | | | | | | | |
| 150 | A | New Mexico St. | 55 69 | 221 | H | UTRGV | 74 46 | | | | | | | | |

Non-Div I Games: Stanislaus St. 78 51 Fresno Pacific 84 61

CSU Bakersfield

Loss, Non-Conf, S Site, H Home A Away N Neutral

| Average RPI Win: | 231 | WON-LOST | WINNING | LAST 10 | STRENGTH OF | OPP. STRENGTH | TEAM | ADJ. | CONF. | ADJ CONF. |
|-------------------|----------|-----------|----------------|------------|-------------|---------------|------|------|-------|-----------|
| Average RPI Loss: | 154 | RECORD | PCT. RANK | GAMES | SCHEDULE | OF SCHEDULE | RPI | RPI | RPI | RPI |
| DIV. I ONLY | 17- 11 | 114 | 9- 1 | 246 | 208 | 166 | 166 | 24 | 24 | |
| DIV. I NON-CONF. | 7- 7 | 165 | 0- 0 | 106 | 148 | 137 | 137 | 23 | 23 | |
| TOTALS | RPI 1-25 | RPI 26-50 | W-L RECORDS | RPI 51-100 | RPI 101-150 | RPI 150+ | | | | |
| 17- 11 | 0- 2 | 0- 1 | OVERALL | 0- 2 | 2- 1 | 15- 5 | | | | |
| 8- 6 | 0- 0 | 0- 1 | HOME | 0- 1 | 1- 1 | 7- 3 | | | | |
| 9- 5 | 0- 2 | 0- 0 | AWAY | 0- 1 | 1- 0 | 8- 2 | | | | |
| 0- 0 | 0- 0 | 0- 0 | NEUTRAL | 0- 0 | 0- 0 | 0- 0 | | | | |
| 7- 7 | 0- 2 | 0- 1 | NON-CONFERENCE | 0- 1 | 1- 1 | 6- 2 | | | | |
| 2- 5 | 0- 0 | 0- 1 | HOME | 0- 1 | 0- 1 | 2- 2 | | | | |
| 5- 2 | 0- 2 | 0- 0 | AWAY | 0- 0 | 1- 0 | 4- 0 | | | | |
| 0- 0 | 0- 0 | 0- 0 | NEUTRAL | 0- 0 | 0- 0 | 0- 0 | | | | |
| 10- 4 | 0- 0 | 0- 0 | CONFERENCE | 0- 1 | 1- 0 | 9- 3 | | | | |
| 6- 1 | 0- 0 | 0- 0 | HOME | 0- 0 | 1- 0 | 5- 1 | | | | |
| 4- 3 | 0- 0 | 0- 0 | AWAY | 0- 1 | 0- 0 | 4- 2 | | | | |
| 0- 0 | 0- 0 | 0- 0 | NEUTRAL | 0- 0 | 0- 0 | 0- 0 | | | | |

| RPI | S | Opponent | Score | RPI | S | Opponent | Score | RPI | S | Opponent | Score | RPI | S | Opponent | Score | Team's RPI: 166 |
|---------------------------|---|-------------------|--------|-----|---|------------------|-------|-----|---|----------|-------|-----|---|-------------------|-------|-----------------|
| 7 | A | Washington | 44 101 | 39 | H | Michigan St. | 59 63 | 74 | H | Penn | 36 47 | 120 | H | Eastern Wash. | 57 71 | |
| 9 | A | Stanford | 54 88 | | | | | 96 | A | UC Davis | 65 81 | 121 | H | Long Beach St. | 63 56 | |
| | | | | | | | | | | | | 126 | A | St. Mary's (CA) | 73 61 | |
| | | | | | | | | | | | | 162 | H | Detroit Mercy | 76 67 | |
| | | | | | | | | | | | | 174 | A | Fresno St. | 61 57 | |
| | | | | | | | | | | | | 175 | A | UC Riverside | 70 67 | |
| | | | | | | | | | | | | 175 | H | UC Riverside | 79 70 | |
| | | | | | | | | | | | | 216 | A | Seattle U | 68 64 | |
| | | | | | | | | | | | | 220 | H | San Diego | 67 76 | |
| | | | | | | | | | | | | 230 | A | Weber St. | 89 78 | |
| | | | | | | | | | | | | 233 | A | UC Santa Barbara | 62 55 | |
| | | | | | | | | | | | | 233 | H | UC Santa Barbara | 75 61 | |
| | | | | | | | | | | | | 247 | H | Portland St. | 99 72 | |
| | | | | | | | | | | | | 256 | A | Cal Poly | 68 79 | |
| | | | | | | | | | | | | 256 | H | Cal Poly | 63 70 | |
| | | | | | | | | | | | | 258 | A | Hawaii | 60 49 | |
| | | | | | | | | | | | | 258 | H | Hawaii | 67 56 | |
| | | | | | | | | | | | | 298 | H | Southern Utah | 71 77 | |
| | | | | | | | | | | | | 308 | A | Northern Ariz. | 83 79 | |
| | | | | | | | | | | | | 324 | A | UC Irvine | 52 77 | |
| | | | | | | | | | | | | 324 | H | UC Irvine | 85 77 | |
| | | | | | | | | | | | | 346 | A | Cal St. Fullerton | 71 54 | |
| | | | | | | | | | | | | 346 | H | Cal St. Fullerton | 58 41 | |
| LAST 12 Division I GAMES: | | | | | | | | | | | | | | | | |
| 175 | H | UC Riverside | 79 70 | 258 | H | Hawaii | 67 56 | | | | | | | | | |
| 346 | A | Cal St. Fullerton | 71 54 | 121 | H | Long Beach St. | 63 56 | | | | | | | | | |
| 258 | A | Hawaii | 60 49 | 233 | H | UC Santa Barbara | 75 61 | | | | | | | | | |
| 324 | H | UC Irvine | 85 77 | 256 | H | Cal Poly | 63 70 | | | | | | | | | |
| 175 | A | UC Riverside | 70 67 | 96 | A | UC Davis | 65 81 | | | | | | | | | |
| 233 | A | UC Santa Barbara | 62 55 | 324 | A | UC Irvine | 52 77 | | | | | | | | | |

Non-Div I Games:

CSUN

■ Loss,
 ■ Non-Conf,
 ■ S Site,
 ■ Home
 ■ A Away
 N Neutral

| | | | | | | | | | | |
|-------------------|----------|-----------|----------------|------------|-------------|---------------|------|------|-------|-----------|
| Average RPI Win: | 259 | WON-LOST | WINNING | LAST 10 | STRENGTH OF | OPP. STRENGTH | TEAM | ADJ. | CONF. | ADJ CONF. |
| Average RPI Loss: | 166 | RECORD | PCT. RANK | GAMES | SCHEDULE | OF SCHEDULE | RPI | RPI | RPI | RPI |
| DIV. I ONLY | 10- 16 | 243 | 4- 6 | 224 | 253 | 256 | 256 | 24 | 24 | |
| DIV. I NON-CONF. | 4- 8 | 230 | 0- 0 | 214 | 269 | 283 | 283 | 23 | 23 | |
| TOTALS | RPI 1-25 | RPI 26-50 | W-L RECORDS | RPI 51-100 | RPI 101-150 | RPI 150+ | | | | |
| 10- 16 | 0- 2 | 0- 0 | OVERALL | 0- 3 | 1- 3 | 9- 8 | | | | |
| 7- 6 | 0- 0 | 0- 0 | HOME | 0- 1 | 1- 2 | 6- 3 | | | | |
| 3- 10 | 0- 2 | 0- 0 | AWAY | 0- 2 | 0- 1 | 3- 5 | | | | |
| 0- 0 | 0- 0 | 0- 0 | NEUTRAL | 0- 0 | 0- 0 | 0- 0 | | | | |
| 4- 8 | 0- 2 | 0- 0 | NON-CONFERENCE | 0- 1 | 0- 2 | 4- 3 | | | | |
| 4- 2 | 0- 0 | 0- 0 | HOME | 0- 0 | 0- 2 | 4- 0 | | | | |
| 0- 6 | 0- 2 | 0- 0 | AWAY | 0- 1 | 0- 0 | 0- 3 | | | | |
| 0- 0 | 0- 0 | 0- 0 | NEUTRAL | 0- 0 | 0- 0 | 0- 0 | | | | |
| 6- 8 | 0- 0 | 0- 0 | CONFERENCE | 0- 2 | 1- 1 | 5- 5 | | | | |
| 3- 4 | 0- 0 | 0- 0 | HOME | 0- 1 | 1- 0 | 2- 3 | | | | |
| 3- 4 | 0- 0 | 0- 0 | AWAY | 0- 1 | 0- 1 | 3- 2 | | | | |
| 0- 0 | 0- 0 | 0- 0 | NEUTRAL | 0- 0 | 0- 0 | 0- 0 | | | | |

| RPI 1-25 | | | | RPI 26-50 | | | | RPI 51-100 | | | | RPI 101+ Team's RPI: 256 | | | |
|---------------------------|---|-------------------|-------|-----------|---|----------------|-------|------------|---|-------------|-------|--------------------------|---|-------------------|-------|
| RPI | S | Opponent | Score | RPI | S | Opponent | Score | RPI | S | Opponent | Score | RPI | S | Opponent | Score |
| 9 | A | Stanford | 55 83 | | | | | 88 | A | Montana St. | 52 71 | 121 | A | Long Beach St. | 80 83 |
| 11 | A | UCLA | 64 80 | | | | | 96 | A | UC Davis | 75 83 | 121 | H | Long Beach St. | 69 67 |
| | | | | | | | | 96 | H | UC Davis | 53 61 | 126 | H | St. Mary's (CA) | 71 79 |
| | | | | | | | | | | | | 140 | H | San Francisco | 67 73 |
| | | | | | | | | | | | | 166 | A | CSUN | 70 63 |
| | | | | | | | | | | | | 166 | H | CSUN | 79 68 |
| | | | | | | | | | | | | 175 | A | UC Riverside | 59 68 |
| | | | | | | | | | | | | 175 | H | UC Riverside | 69 72 |
| | | | | | | | | | | | | 226 | A | Grand Canyon | 59 64 |
| | | | | | | | | | | | | 233 | H | UC Santa Barbara | 78 67 |
| | | | | | | | | | | | | 258 | A | Hawaii | 57 66 |
| | | | | | | | | | | | | 258 | H | Hawaii | 79 87 |
| | | | | | | | | | | | | 265 | A | CSU Bakersfield | 49 57 |
| | | | | | | | | | | | | 283 | A | Sacramento St. | 96 97 |
| | | | | | | | | | | | | 294 | H | North Dakota St. | 73 46 |
| | | | | | | | | | | | | 303 | H | Pepperdine | 62 52 |
| | | | | | | | | | | | | 308 | H | Northern Ariz. | 58 53 |
| | | | | | | | | | | | | 324 | A | UC Irvine | 78 60 |
| | | | | | | | | | | | | 324 | H | UC Irvine | 71 74 |
| | | | | | | | | | | | | 329 | H | Utah Valley | 77 65 |
| | | | | | | | | | | | | 346 | A | Cal St. Fullerton | 69 45 |
| LAST 12 Division I GAMES: | | | | | | | | | | | | | | | |
| 96 | A | UC Davis | 75 83 | 96 | H | UC Davis | 53 61 | | | | | | | | |
| 324 | H | UC Irvine | 71 74 | 258 | A | Hawaii | 57 66 | | | | | | | | |
| 121 | H | Long Beach St. | 69 67 | 166 | A | CSUN | 70 63 | | | | | | | | |
| 346 | A | Cal St. Fullerton | 69 45 | 258 | H | Hawaii | 79 87 | | | | | | | | |
| 324 | A | UC Irvine | 78 60 | 121 | A | Long Beach St. | 80 83 | | | | | | | | |
| 175 | H | UC Riverside | 69 72 | 175 | A | UC Riverside | 59 68 | | | | | | | | |

Non-Div I Games:

Cal Poly

■ Loss,
 ■ Non-Conf,
 ■ S Site,
 ■ Home
 ■ A Away
 N Neutral

| | | | | | | | | | | |
|-------------------|----------|-----------|----------------|------------|-------------|---------------|------|------|-------|-----------|
| Average RPI Win: | 326 | WON-LOST | WINNING | LAST 10 | STRENGTH OF | OPP. STRENGTH | TEAM | ADJ. | CONF. | ADJ CONF. |
| Average RPI Loss: | 193 | RECORD | PCT. RANK | GAMES | SCHEDULE | OF SCHEDULE | RPI | RPI | RPI | RPI |
| DIV. I ONLY | 2- 23 | 344 | 0- 10 | 281 | 261 | 346 | 346 | 24 | 24 | |
| DIV. I NON-CONF. | 1- 10 | 325 | 0- 0 | 330 | 279 | 347 | 347 | 23 | 23 | |
| TOTALS | RPI 1-25 | RPI 26-50 | W-L RECORDS | RPI 51-100 | RPI 101-150 | RPI 150+ | | | | |
| 2- 23 | 0- 0 | 0- 0 | OVERALL | 0- 2 | 0- 5 | 2- 16 | | | | |
| 2- 12 | 0- 0 | 0- 0 | HOME | 0- 1 | 0- 2 | 2- 9 | | | | |
| 0- 11 | 0- 0 | 0- 0 | AWAY | 0- 1 | 0- 3 | 0- 7 | | | | |
| 0- 0 | 0- 0 | 0- 0 | NEUTRAL | 0- 0 | 0- 0 | 0- 0 | | | | |
| 1- 10 | 0- 0 | 0- 0 | NON-CONFERENCE | 0- 0 | 0- 3 | 1- 7 | | | | |
| 1- 5 | 0- 0 | 0- 0 | HOME | 0- 0 | 0- 1 | 1- 4 | | | | |
| 0- 5 | 0- 0 | 0- 0 | AWAY | 0- 0 | 0- 2 | 0- 3 | | | | |
| 0- 0 | 0- 0 | 0- 0 | NEUTRAL | 0- 0 | 0- 0 | 0- 0 | | | | |
| 1- 13 | 0- 0 | 0- 0 | CONFERENCE | 0- 2 | 0- 2 | 1- 9 | | | | |
| 1- 7 | 0- 0 | 0- 0 | HOME | 0- 1 | 0- 1 | 1- 5 | | | | |
| 0- 6 | 0- 0 | 0- 0 | AWAY | 0- 1 | 0- 1 | 0- 4 | | | | |
| 0- 0 | 0- 0 | 0- 0 | NEUTRAL | 0- 0 | 0- 0 | 0- 0 | | | | |

| RPI 1-25 | | | | RPI 26-50 | | | | RPI 51-100 | | | | RPI 101+ | | | | Team's RPI: 346 | |
|---------------------------|---|----------|-------|-----------|---|------------------|-------|------------|---|----------|-------|----------------|-----|----------|------------------|-----------------|-----|
| RPI | S | Opponent | Score | RPI | S | Opponent | Score | RPI | S | Opponent | Score | RPI | S | Opponent | Score | | |
| | | | | | | | | 96 | A | UC Davis | 39 | 59 | 105 | A | Wyoming | 26 | 61 |
| | | | | | | | | 96 | H | UC Davis | 51 | 70 | 120 | A | Eastern Wash. | 67 | 84 |
| | | | | | | | | | | | | | 121 | A | Long Beach St. | 55 | 84 |
| | | | | | | | | | | | | | 121 | H | Long Beach St. | 48 | 65 |
| | | | | | | | | | | | | | 127 | H | Idaho | 86 | 88 |
| | | | | | | | | | | | | | 166 | A | CSUN | 41 | 58 |
| | | | | | | | | | | | | | 166 | H | CSUN | 54 | 71 |
| | | | | | | | | | | | | | 172 | H | Columbia | 46 | 61 |
| | | | | | | | | | | | | | 175 | A | UC Riverside | 45 | 68 |
| | | | | | | | | | | | | | 175 | H | UC Riverside | 63 | 75 |
| | | | | | | | | | | | | | 205 | H | Loyola Marymount | 62 | 77 |
| | | | | | | | | | | | | | 220 | A | San Diego | 50 | 103 |
| | | | | | | | | | | | | | 233 | A | UC Santa Barbara | 37 | 57 |
| | | | | | | | | | | | | | 233 | H | UC Santa Barbara | 49 | 56 |
| | | | | | | | | | | | | | 247 | A | Portland St. | 73 | 81 |
| | | | | | | | | | | | | | 256 | H | Cal Poly | 45 | 69 |
| | | | | | | | | | | | | | 258 | A | Hawaii | 50 | 60 |
| | | | | | | | | | | | | | 258 | H | Hawaii | 45 | 55 |
| | | | | | | | | | | | | | 268 | H | San Diego St. | 61 | 71 |
| | | | | | | | | | | | | | 303 | H | Pepperdine | 58 | 69 |
| | | | | | | | | | | | | | 310 | A | Denver | 58 | 77 |
| | | | | | | | | | | | | | 324 | H | UC Irvine | 64 | 53 |
| | | | | | | | | | | | | | 328 | H | Montana | 72 | 56 |
| LAST 12 Division I GAMES: | | | | | | | | | | | | | | | | | |
| | | | | 258 | H | Hawaii | 45 | 55 | | 96 | A | UC Davis | 39 | 59 | | | |
| | | | | 166 | H | CSUN | 54 | 71 | | 121 | H | Long Beach St. | 48 | 65 | | | |
| | | | | 175 | H | UC Riverside | 63 | 75 | | 175 | A | UC Riverside | 45 | 68 | | | |
| | | | | 256 | H | Cal Poly | 45 | 69 | | 96 | H | UC Davis | 51 | 70 | | | |
| | | | | 121 | A | Long Beach St. | 55 | 84 | | 324 | H | UC Irvine | 64 | 53 | | | |
| | | | | 233 | A | UC Santa Barbara | 37 | 57 | | 258 | A | Hawaii | 50 | 60 | | | |

Non-Div I Games: Antelope Valley 64 56 Whittier 97 49

Cal St. Fullerton

■ Loss,
 ■ Non-Conf, S Site,
 ■ Home
 ■ Away
 N Neutral

California

Through Games Of Feb. 25, 2017

| Average RPI Win: | 149 | WON-LOST | WINNING | LAST 10 | STRENGTH OF | OPP. STRENGTH | TEAM | ADJ. | CONF. | ADJ CONF. |
|-------------------|----------|-----------|----------------|------------|-------------|---------------|------|------|-------|-----------|
| Average RPI Loss: | 41 | RECORD | PCT. RANK | GAMES | SCHEDULE | OF SCHEDULE | RPI | RPI | RPI | RPI |
| DIV. I ONLY | 18- 11 | 108 | 4- 6 | 55 | 31 | 58 | 58 | 1 | 1 | |
| DIV. I NON-CONF. | 12- 0 | 1 | 0- 0 | 184 | 196 | 22 | 22 | 1 | 1 | |
| TOTALS | RPI 1-25 | RPI 26-50 | W-L RECORDS | RPI 51-100 | RPI 101-150 | RPI 150+ | | | | |
| 18- 11 | 2- 4 | 1- 3 | OVERALL | 2- 3 | 6- 1 | 7- 0 | | | | |
| 10- 6 | 1- 2 | 0- 2 | HOME | 1- 2 | 3- 0 | 5- 0 | | | | |
| 5- 5 | 0- 2 | 1- 1 | AWAY | 1- 1 | 2- 1 | 1- 0 | | | | |
| 3- 0 | 1- 0 | 0- 0 | NEUTRAL | 0- 0 | 1- 0 | 1- 0 | | | | |
| 12- 0 | 1- 0 | 0- 0 | NON-CONFERENCE | 0- 0 | 4- 0 | 7- 0 | | | | |
| 7- 0 | 0- 0 | 0- 0 | HOME | 0- 0 | 2- 0 | 5- 0 | | | | |
| 2- 0 | 0- 0 | 0- 0 | AWAY | 0- 0 | 1- 0 | 1- 0 | | | | |
| 3- 0 | 1- 0 | 0- 0 | NEUTRAL | 0- 0 | 1- 0 | 1- 0 | | | | |
| 6- 11 | 1- 4 | 1- 3 | CONFERENCE | 2- 3 | 2- 1 | 0- 0 | | | | |
| 3- 6 | 1- 2 | 0- 2 | HOME | 1- 2 | 1- 0 | 0- 0 | | | | |
| 3- 5 | 0- 2 | 1- 1 | AWAY | 1- 1 | 1- 1 | 0- 0 | | | | |
| 0- 0 | 0- 0 | 0- 0 | NEUTRAL | 0- 0 | 0- 0 | 0- 0 | | | | |

| RPI S | Opponent | Score | RPI S | Opponent | Score | RPI S | Opponent | Score | RPI S | Opponent | Score |
|---------------------------|-----------------------|-------|-------|-----------------------|-------|-------|-----------------------|-------|-------|-------------------|-------|
| 5 | H Oregon St. | 56 66 | 28 | A Arizona St. | 62 72 | 67 | H Southern California | 63 56 | 102 | A Washington St. | 79 84 |
| 7 | A Washington | 67 90 | 28 | H Arizona St. | 45 54 | 70 | A Utah | 57 63 | 124 | N Southern Miss. | 71 51 |
| 9 | A Stanford | 54 72 | 37 | A Oregon | 55 49 | 70 | H Utah | 64 73 | 125 | A Arizona | 74 64 |
| 9 | H Stanford | 66 72 | 37 | H Oregon | 66 69 | 87 | A Colorado | 65 53 | 125 | H Arizona | 71 60 |
| 11 | H UCLA | 80 77 | | | | 87 | H Colorado | 59 64 | 126 | A St. Mary's (CA) | 74 67 |
| 15 | N Oklahoma | 82 74 | | | | | | | 136 | H Duquesne | 86 66 |
| | | | | | | | | | | | |
| Team's RPI: 58 | | | | | | | | | | | |
| LAST 12 Division I GAMES: | | | | | | | | | | | |
| 37 | A Oregon | 55 49 | 11 | H UCLA | 80 77 | 102 | A Washington St. | 79 84 | 159 | H Santa Clara | 73 58 |
| 9 | A Stanford | 54 72 | 7 | A Washington | 67 90 | 125 | H Arizona | 71 60 | 175 | H UC Riverside | 71 56 |
| 9 | H Stanford | 66 72 | 28 | H Arizona St. | 45 54 | 283 | H Sacramento St. | 97 73 | 187 | A Nebraska | 86 65 |
| 87 | H Colorado | 59 64 | 70 | H Utah | 64 73 | 295 | H Lehigh | 96 63 | 265 | H CSU Bakersfield | 86 63 |
| 70 | H Utah | 64 73 | 67 | H Southern California | 63 56 | 322 | N Arkansas St. | 80 55 | 283 | H Sacramento St. | 97 73 |
| 67 | H Southern California | 63 56 | | | | | | | 295 | H Lehigh | 96 63 |
| | | | | | | | | | 322 | N Arkansas St. | 80 55 |

Non-Div I Games:

California

Loss, Non-Conf, S Site, H Home A Away N Neutral

| | | | | | | | | | |
|------------------------------|----------|-----------|----------------|-------------|---------------|----------|------|-------|-----------|
| Average RPI Win: 290 | WON-LOST | WINNING | LAST 10 | STRENGTH OF | OPP. STRENGTH | TEAM | ADJ. | CONF. | ADJ CONF. |
| Average RPI Loss: 176 | RECORD | PCT. RANK | GAMES | SCHEDULE | OF SCHEDULE | RPI | RPI | RPI | RPI |
| DIV. I ONLY | 18- 6 | 41 | 8- 2 | 340 | 329 | 192 | 192 | 28 | 28 |
| DIV. I NON-CONF. | 5- 3 | 122 | 0- 0 | 323 | 344 | 215 | 215 | 28 | 28 |
| TOTALS | RPI 1-25 | RPI 26-50 | W-L RECORDS | RPI 51-100 | RPI 101-150 | RPI 150+ | | | |
| 18- 6 | 0- 0 | 0- 0 | OVERALL | 0- 1 | 0- 2 | 18- 3 | | | |
| 8- 4 | 0- 0 | 0- 0 | HOME | 0- 0 | 0- 2 | 8- 2 | | | |
| 8- 2 | 0- 0 | 0- 0 | AWAY | 0- 1 | 0- 0 | 8- 1 | | | |
| 2- 0 | 0- 0 | 0- 0 | NEUTRAL | 0- 0 | 0- 0 | 2- 0 | | | |
| 5- 3 | 0- 0 | 0- 0 | NON-CONFERENCE | 0- 1 | 0- 1 | 5- 1 | | | |
| 1- 2 | 0- 0 | 0- 0 | HOME | 0- 0 | 0- 1 | 1- 1 | | | |
| 2- 1 | 0- 0 | 0- 0 | AWAY | 0- 1 | 0- 0 | 2- 0 | | | |
| 2- 0 | 0- 0 | 0- 0 | NEUTRAL | 0- 0 | 0- 0 | 2- 0 | | | |
| 13- 3 | 0- 0 | 0- 0 | CONFERENCE | 0- 0 | 0- 1 | 13- 2 | | | |
| 7- 2 | 0- 0 | 0- 0 | HOME | 0- 0 | 0- 1 | 7- 1 | | | |
| 6- 1 | 0- 0 | 0- 0 | AWAY | 0- 0 | 0- 0 | 6- 1 | | | |
| 0- 0 | 0- 0 | 0- 0 | NEUTRAL | 0- 0 | 0- 0 | 0- 0 | | | |

| RPI 1-25 | | | RPI 26-50 | | | RPI 51-100 | | | RPI 101+ Team's RPI: 192 | | |
|---------------------------|---|----------------|-----------|-----|---|--------------|-------|-----------------------|--------------------------|----------|-------|
| RPI | S | Opponent | Score | RPI | S | Opponent | Score | RPI | S | Opponent | Score |
| | | | | | | 89 A Mercer | 60 76 | 131 H Radford | | 42 61 | |
| | | | | | | | | 138 H VCU | | 53 66 | |
| | | | | | | | | 195 H ETSU | | 55 56 | |
| | | | | | | | | 229 A Presbyterian | | 49 39 | |
| | | | | | | | | 229 H Presbyterian | | 50 42 | |
| | | | | | | | | 235 H Liberty | | 52 58 | |
| | | | | | | | | 236 A High Point | | 69 53 | |
| | | | | | | | | 236 H High Point | | 58 33 | |
| | | | | | | | | 254 A UNC Asheville | | 61 55 | |
| | | | | | | | | 254 H UNC Asheville | | 61 60 | |
| | | | | | | | | 262 N Ark.-Pine Bluff | | 51 31 | |
| | | | | | | | | 266 A Charleston So. | | 43 60 | |
| | | | | | | | | 266 H Charleston So. | | 54 37 | |
| | | | | | | | | 280 A Western Caro. | | 50 48 | |
| | | | | | | | | 304 A Gardner-Webb | | 73 61 | |
| | | | | | | | | 304 H Gardner-Webb | | 67 56 | |
| | | | | | | | | 321 A USC Upstate | | 56 41 | |
| | | | | | | | | 333 N Morgan St. | | 62 51 | |
| | | | | | | | | 339 A Winthrop | | 70 35 | |
| | | | | | | | | 339 H Winthrop | | 61 32 | |
| | | | | | | | | 342 H N.C. Central | | 61 30 | |
| | | | | | | | | 344 A Longwood | | 66 54 | |
| | | | | | | | | 344 H Longwood | | 74 50 | |
| LAST 12 Division I GAMES: | | | | | | | | | | | |
| 304 | H | Gardner-Webb | 67 56 | 344 | H | Longwood | 74 50 | | | | |
| 229 | H | Presbyterian | 50 42 | 235 | H | Liberty | 52 58 | | | | |
| 236 | A | High Point | 69 53 | 304 | A | Gardner-Webb | 73 61 | | | | |
| 339 | A | Winthrop | 70 35 | 236 | H | High Point | 58 33 | | | | |
| 254 | H | UNC Asheville | 61 60 | 344 | A | Longwood | 66 54 | | | | |
| 266 | A | Charleston So. | 43 60 | 339 | H | Winthrop | 61 32 | | | | |

Non-Div I Games: Columbia (SC) 73 32 Saint Augustine's 69 33 St. Andrews 94 39

Campbell

| | | | | | | | | | |
|------------------------------|----------|-----------|----------------|-------------|---------------|----------|------|-------|-----------|
| Average RPI Win: 256 | WON-LOST | WINNING | LAST 10 | STRENGTH OF | OPP. STRENGTH | TEAM | ADJ. | CONF. | ADJ CONF. |
| Average RPI Loss: 148 | RECORD | PCT. RANK | GAMES | SCHEDULE | OF SCHEDULE | RPI | RPI | RPI | RPI |
| DIV. I ONLY | 9- 20 | 272 | 3- 7 | 167 | 231 | 258 | 258 | 18 | 18 |
| DIV. I NON-CONF. | 1- 8 | 314 | 0- 0 | 90 | 258 | 269 | 269 | 17 | 17 |
| TOTALS | RPI 1-25 | RPI 26-50 | W-L RECORDS | RPI 51-100 | RPI 101-150 | RPI 150+ | | | |
| 9- 20 | 0- 1 | 0- 2 | OVERALL | 0- 1 | 0- 5 | 9- 11 | | | |
| 5- 9 | 0- 0 | 0- 1 | HOME | 0- 1 | 0- 3 | 5- 4 | | | |
| 4- 11 | 0- 1 | 0- 1 | AWAY | 0- 0 | 0- 2 | 4- 7 | | | |
| 0- 0 | 0- 0 | 0- 0 | NEUTRAL | 0- 0 | 0- 0 | 0- 0 | | | |
| 1- 8 | 0- 1 | 0- 0 | NON-CONFERENCE | 0- 1 | 0- 3 | 1- 3 | | | |
| 0- 4 | 0- 0 | 0- 0 | HOME | 0- 1 | 0- 2 | 0- 1 | | | |
| 1- 4 | 0- 1 | 0- 0 | AWAY | 0- 0 | 0- 1 | 1- 2 | | | |
| 0- 0 | 0- 0 | 0- 0 | NEUTRAL | 0- 0 | 0- 0 | 0- 0 | | | |
| 8- 12 | 0- 0 | 0- 2 | CONFERENCE | 0- 0 | 0- 2 | 8- 8 | | | |
| 5- 5 | 0- 0 | 0- 1 | HOME | 0- 0 | 0- 1 | 5- 3 | | | |
| 3- 7 | 0- 0 | 0- 1 | AWAY | 0- 0 | 0- 1 | 3- 5 | | | |
| 0- 0 | 0- 0 | 0- 0 | NEUTRAL | 0- 0 | 0- 0 | 0- 0 | | | |

| RPI 1-25 | | | RPI 26-50 | | | RPI 51-100 | | | RPI 101+ Team's RPI: 258 | | |
|---------------------------|---|---------------|-----------|-----|---|------------|-------|-----|--------------------------|---------------|-------|
| RPI | S | Opponent | Score | RPI | S | Opponent | Score | RPI | S | Opponent | Score |
| 25 | A | Ohio St. | 56 89 | 43 | A | Quinnipiac | 49 62 | 94 | H | Buffalo | 52 65 |
| | | | | 43 | H | Quinnipiac | 53 64 | | | | |
| LAST 12 Division I GAMES: | | | | | | | | | | | |
| 43 | A | Quinnipiac | 49 62 | 151 | H | Iona | 45 58 | 269 | A | Manhattan | 62 57 |
| 181 | A | Fairfield | 48 57 | 269 | H | Manhattan | 58 48 | 269 | H | Manhattan | 58 48 |
| 176 | H | Siena | 67 77 | 218 | A | Marist | 60 67 | 325 | A | Saint Peter's | 59 54 |
| 325 | H | Saint Peter's | 61 56 | 176 | A | Siena | 42 67 | 325 | H | Saint Peter's | 61 56 |
| 114 | A | Rider | 50 61 | 181 | H | Fairfield | 63 49 | | | | |
| 240 | H | Niagara | 52 41 | 240 | A | Niagara | 65 57 | | | | |

Non-Div I Games:

Canisius

■ Loss,
 ■ Non-Conf,
 ■ S Site,
 ■ H Home
 ■ A Away
 N Neutral

Central Ark.

Through Games Of Feb. 25, 2017

| | | | | | | | | | | |
|-------------------|----------|-----------|----------------|------------|-------------|---------------|------|------|-------|-----------|
| Average RPI Win: | 263 | WON-LOST | WINNING | LAST 10 | STRENGTH OF | OPP. STRENGTH | TEAM | ADJ. | CONF. | ADJ CONF. |
| Average RPI Loss: | 90 | RECORD | PCT. RANK | GAMES | SCHEDULE | OF SCHEDULE | RPI | RPI | RPI | RPI |
| DIV. I ONLY | 19- 4 | 15 | 10- 0 | 308 | 274 | 107 | 107 | 27 | 27 | |
| DIV. I NON-CONF. | 4- 2 | 97 | 0- 0 | 277 | 83 | 99 | 99 | 27 | 27 | |
| TOTALS | RPI 1-25 | RPI 26-50 | W-L RECORDS | RPI 51-100 | RPI 101-150 | RPI 150+ | | | | |
| 19- 4 | 0- 1 | 0- 0 | OVERALL | 2- 1 | 1- 2 | 16- 0 | | | | |
| 9- 1 | 0- 0 | 0- 0 | HOME | 1- 0 | 1- 1 | 7- 0 | | | | |
| 8- 3 | 0- 0 | 0- 0 | AWAY | 1- 1 | 0- 0 | 7- 0 | | | | |
| 2- 0 | 0- 0 | 0- 0 | NEUTRAL | 0- 0 | 0- 0 | 2- 0 | | | | |
| 4- 2 | 0- 1 | 0- 0 | NON-CONFERENCE | 0- 1 | 0- 0 | 4- 0 | | | | |
| 1- 0 | 0- 0 | 0- 0 | HOME | 0- 0 | 0- 0 | 1- 0 | | | | |
| 1- 2 | 0- 1 | 0- 0 | AWAY | 0- 1 | 0- 0 | 1- 0 | | | | |
| 2- 0 | 0- 0 | 0- 0 | NEUTRAL | 0- 0 | 0- 0 | 2- 0 | | | | |
| 15- 2 | 0- 0 | 0- 0 | CONFERENCE | 2- 0 | 1- 2 | 12- 0 | | | | |
| 8- 1 | 0- 0 | 0- 0 | HOME | 1- 0 | 1- 1 | 6- 0 | | | | |
| 7- 1 | 0- 0 | 0- 0 | AWAY | 1- 0 | 0- 1 | 6- 0 | | | | |
| 0- 0 | 0- 0 | 0- 0 | NEUTRAL | 0- 0 | 0- 0 | 0- 0 | | | | |

| RPI 1-25 | | | | RPI 26-50 | | | | RPI 51-100 | | | | RPI 101+ Team's RPI: 107 | | | |
|---------------------------|---|-----------|-------|-----------|---|-------------------|-------|------------|---|------------|-------|--------------------------|---|--------------------|-------|
| RPI | S | Opponent | Score | RPI | S | Opponent | Score | RPI | S | Opponent | Score | RPI | S | Opponent | Score |
| 24 | A | Texas A&M | 49 74 | | | | | 97 | A | SFA | 67 63 | 101 | A | Abilene Christian | 76 83 |
| | | | | | | | | 97 | H | SFA | 70 58 | 101 | H | Abilene Christian | 80 70 |
| | | | | | | | | 100 | A | Texas Tech | 45 79 | 135 | H | Lamar University | 56 70 |
| | | | | | | | | | | | | 171 | N | Houston | 69 55 |
| | | | | | | | | | | | | 214 | A | New Orleans | 55 51 |
| | | | | | | | | | | | | 235 | N | Liberty | 61 41 |
| | | | | | | | | | | | | 288 | A | A&M-Corpus Christi | 49 41 |
| | | | | | | | | | | | | 289 | A | McNeese | 72 49 |
| | | | | | | | | | | | | 289 | H | McNeese | 67 52 |
| | | | | | | | | | | | | 305 | A | Alcorn | 71 57 |
| | | | | | | | | | | | | 305 | H | Alcorn | 59 45 |
| | | | | | | | | | | | | 306 | A | Nicholls St. | 61 52 |
| | | | | | | | | | | | | 307 | H | Northwestern St. | 76 43 |
| | | | | | | | | | | | | 327 | A | Southeastern La. | 78 64 |
| | | | | | | | | | | | | 327 | H | Southeastern La. | 77 55 |
| | | | | | | | | | | | | 331 | H | Incarinate Word | 63 50 |
| | | | | | | | | | | | | 336 | A | Houston Baptist | 80 49 |
| | | | | | | | | | | | | 336 | H | Houston Baptist | 83 39 |
| | | | | | | | | | | | | 338 | H | Sam Houston St. | 75 48 |
| LAST 12 Division I GAMES: | | | | | | | | | | | | | | | |
| | | | | 97 | H | SFA | 70 58 | | | | | 327 | H | Southeastern La. | 77 55 |
| | | | | 327 | A | Southeastern La. | 78 64 | | | | | 289 | A | McNeese | 72 49 |
| | | | | 336 | H | Houston Baptist | 83 39 | | | | | 331 | H | Incarinate Word | 63 50 |
| | | | | 338 | H | Sam Houston St. | 75 48 | | | | | 97 | A | SFA | 67 63 |
| | | | | 306 | A | Nicholls St. | 61 52 | | | | | 214 | A | New Orleans | 55 51 |
| | | | | 101 | H | Abilene Christian | 80 70 | | | | | 289 | H | McNeese | 67 52 |

Non-Div I Games: Crowley's Ridge 102 31 Williams Baptist 82 32 Central Baptist 94 47 Hendrix 71 39
Central Ark.

Loss, Non-Conf, S Site, H Home A Away N Neutral

| | | | | | | | | | | |
|-------------------|----------|-----------|----------------|------------|-------------|---------------|------|------|-------|-----------|
| Average RPI Win: | 302 | WON-LOST | WINNING | LAST 10 | STRENGTH OF | OPP. STRENGTH | TEAM | ADJ. | CONF. | ADJ CONF. |
| Average RPI Loss: | 212 | RECORD | PCT. RANK | GAMES | SCHEDULE | OF SCHEDULE | RPI | RPI | RPI | RPI |
| DIV. I ONLY | 10- 18 | 250 | 3- 7 | 336 | 317 | 318 | 318 | 31 | 31 | |
| DIV. I NON-CONF. | 1- 10 | 325 | 0- 0 | 293 | 129 | 343 | 343 | 32 | 32 | |
| TOTALS | RPI 1-25 | RPI 26-50 | W-L RECORDS | RPI 51-100 | RPI 101-150 | RPI 150+ | | | | |
| 10- 18 | 0- 0 | 0- 1 | OVERALL | 0- 2 | 0- 0 | 10- 15 | | | | |
| 7- 5 | 0- 0 | 0- 0 | HOME | 0- 0 | 0- 0 | 7- 5 | | | | |
| 3- 12 | 0- 0 | 0- 1 | AWAY | 0- 2 | 0- 0 | 3- 9 | | | | |
| 0- 1 | 0- 0 | 0- 0 | NEUTRAL | 0- 0 | 0- 0 | 0- 1 | | | | |
| 1- 10 | 0- 0 | 0- 1 | NON-CONFERENCE | 0- 2 | 0- 0 | 1- 7 | | | | |
| 1- 2 | 0- 0 | 0- 0 | HOME | 0- 0 | 0- 0 | 1- 2 | | | | |
| 0- 7 | 0- 0 | 0- 1 | AWAY | 0- 2 | 0- 0 | 0- 4 | | | | |
| 0- 1 | 0- 0 | 0- 0 | NEUTRAL | 0- 0 | 0- 0 | 0- 1 | | | | |
| 9- 8 | 0- 0 | 0- 0 | CONFERENCE | 0- 0 | 0- 0 | 9- 8 | | | | |
| 6- 3 | 0- 0 | 0- 0 | HOME | 0- 0 | 0- 0 | 6- 3 | | | | |
| 3- 5 | 0- 0 | 0- 0 | AWAY | 0- 0 | 0- 0 | 3- 5 | | | | |
| 0- 0 | 0- 0 | 0- 0 | NEUTRAL | 0- 0 | 0- 0 | 0- 0 | | | | |

| RPI S | Opponent | Score | RPI S | Opponent | Score | RPI S | Opponent | Score | RPI S | Opponent | Score | Team's RPI: 318 |
|---------------------------|------------|----------------------|-------|-----------------|-------|-------|------------------------|-------|-------|----------|-------|-----------------|
| 31 | A Syracuse | 63 95 | 76 | A New Hampshire | 52 56 | 163 | A Boston College | 46 66 | | | | |
| | | | 92 | A Virginia Tech | 47 81 | 177 | H Hartford | 58 68 | | | | |
| | | | | | | 193 | A Sacred Heart | 61 82 | | | | |
| | | | | | | 193 | H Sacred Heart | 67 50 | | | | |
| | | | | | | 196 | A Robert Morris | 46 55 | | | | |
| | | | | | | 196 | H Robert Morris | 39 62 | | | | |
| | | | | | | 208 | A Seton Hall | 70 78 | | | | |
| | | | | | | 223 | A Dartmouth | 51 61 | | | | |
| | | | | | | 238 | A Saint Francis (PA) | 81 87 | | | | |
| | | | | | | 238 | H Saint Francis (PA) | 70 72 | | | | |
| | | | | | | 248 | H Stony Brook | 59 64 | | | | |
| | | | | | | 267 | H Bryant | 53 52 | | | | |
| | | | | | | 268 | N San Diego St. | 62 80 | | | | |
| | | | | | | 282 | A Mt. St. Mary's | 66 81 | | | | |
| | | | | | | 282 | H Mt. St. Mary's | 68 58 | | | | |
| | | | | | | 284 | H Vermont | 78 76 | | | | |
| | | | | | | 311 | A Massachusetts | 37 76 | | | | |
| | | | | | | 326 | A St. Francis Brooklyn | 61 53 | | | | |
| | | | | | | 326 | H St. Francis Brooklyn | 71 44 | | | | |
| | | | | | | 332 | A LIU Brooklyn | 76 71 | | | | |
| | | | | | | 332 | H LIU Brooklyn | 62 68 | | | | |
| | | | | | | 336 | A Wagner | 83 71 | | | | |
| | | | | | | 336 | H Wagner | 66 53 | | | | |
| | | | | | | 341 | A Fairleigh Dickinson | 64 77 | | | | |
| | | | | | | 341 | H Fairleigh Dickinson | 68 49 | | | | |
| LAST 12 Division I GAMES: | | | | | | | | | | | | |
| 326 | H | St. Francis Brooklyn | 71 | 44 | 282 | A | Mt. St. Mary's | 66 | 81 | | | |
| 238 | H | Saint Francis (PA) | 70 | 72 | 332 | H | LIU Brooklyn | 62 | 68 | | | |
| 196 | H | Robert Morris | 39 | 62 | 267 | H | Bryant | 53 | 52 | | | |
| 341 | A | Fairleigh Dickinson | 64 | 77 | 196 | A | Robert Morris | 46 | 55 | | | |
| 193 | A | Sacred Heart | 61 | 82 | 238 | A | Saint Francis (PA) | 81 | 87 | | | |
| 336 | A | Wagner | 83 | 71 | 332 | A | LIU Brooklyn | 76 | 71 | | | |

Non-Div I Games:

Central Conn. St.

■ Loss,
 ■ Non-Conf,
 ■ S Site,
 ■ Home
 ■ A Away
 N Neutral

| | | | | | | | | | | |
|-------------------|----------|-----------|----------------|------------|-------------|---------------|------|------|-------|-----------|
| Average RPI Win: | 182 | WON-LOST | WINNING | LAST 10 | STRENGTH OF | OPP. STRENGTH | TEAM | ADJ. | CONF. | ADJ CONF. |
| Average RPI Loss: | 68 | RECORD | PCT. RANK | GAMES | SCHEDULE | OF SCHEDULE | RPI | RPI | RPI | RPI |
| DIV. I ONLY | 21- 7 | 41 | 7- 3 | 88 | 94 | 41 | 41 | 10 | 10 | |
| DIV. I NON-CONF. | 8- 4 | 97 | 0- 0 | 258 | 47 | 148 | 148 | 11 | 11 | |
| TOTALS | RPI 1-25 | RPI 26-50 | W-L RECORDS | RPI 51-100 | RPI 101-150 | RPI 150+ | | | | |
| 21- 7 | 0- 1 | 0- 1 | OVERALL | 6- 4 | 4- 1 | 11- 0 | | | | |
| 14- 1 | 0- 0 | 0- 1 | HOME | 4- 0 | 3- 0 | 7- 0 | | | | |
| 5- 6 | 0- 1 | 0- 0 | AWAY | 2- 4 | 1- 1 | 2- 0 | | | | |
| 2- 0 | 0- 0 | 0- 0 | NEUTRAL | 0- 0 | 0- 0 | 2- 0 | | | | |
| 8- 4 | 0- 1 | 0- 1 | NON-CONFERENCE | 0- 2 | 2- 0 | 6- 0 | | | | |
| 6- 1 | 0- 0 | 0- 1 | HOME | 0- 0 | 2- 0 | 4- 0 | | | | |
| 0- 3 | 0- 1 | 0- 0 | AWAY | 0- 2 | 0- 0 | 0- 0 | | | | |
| 2- 0 | 0- 0 | 0- 0 | NEUTRAL | 0- 0 | 0- 0 | 2- 0 | | | | |
| 13- 3 | 0- 0 | 0- 0 | CONFERENCE | 6- 2 | 2- 1 | 5- 0 | | | | |
| 8- 0 | 0- 0 | 0- 0 | HOME | 4- 0 | 1- 0 | 3- 0 | | | | |
| 5- 3 | 0- 0 | 0- 0 | AWAY | 2- 2 | 1- 1 | 2- 0 | | | | |
| 0- 0 | 0- 0 | 0- 0 | NEUTRAL | 0- 0 | 0- 0 | 0- 0 | | | | |

| RPI 1-25 | | | | RPI 26-50 | | | | Team's RPI: 41 | | | | RPI 51-100 | | | | RPI 101+ | | | |
|---------------------------|---|---------------|--------|-----------|---|---------------|--------|----------------|---|---------------|--------|------------|---|------------------|--------|----------|---|----------|-------|
| RPI | S | Opponent | Score | RPI | S | Opponent | Score | RPI | S | Opponent | Score | RPI | S | Opponent | Score | RPI | S | Opponent | Score |
| 2 | A | Notre Dame | 47 107 | 26 | H | Elon | 57 71 | 51 | A | Ohio | 70 64 | 108 | A | Kent St. | 91 78 | | | | |
| | | | | | | | | 51 | H | Ohio | 64 59 | 109 | H | Saint Joseph's | 73 71 | | | | |
| | | | | | | | | 75 | A | Middle Tenn. | 69 79 | 110 | A | Ball St. | 73 81 | | | | |
| | | | | | | | | 82 | A | Northern Ill. | 109 94 | 110 | H | Ball St. | 101 92 | | | | |
| | | | | | | | | 82 | H | Northern Ill. | 109 86 | 145 | H | Oakland | 70 67 | | | | |
| | | | | | | | | 83 | A | Purdue | 51 62 | 178 | H | Western Mich. | 94 83 | | | | |
| | | | | | | | | 85 | A | Toledo | 72 74 | 208 | H | Illinois | 82 51 | | | | |
| | | | | | | | | 85 | H | Toledo | 72 61 | 232 | H | Miami (OH) | 80 61 | | | | |
| | | | | | | | | 94 | A | Buffalo | 56 67 | 241 | H | Akron | 89 62 | | | | |
| | | | | | | | | 94 | H | Buffalo | 88 71 | 243 | A | Bowling Green | 76 65 | | | | |
| | | | | | | | | | | | | 246 | H | Furman | 81 71 | | | | |
| | | | | | | | | | | | | 286 | A | Eastern Mich. | 104 63 | | | | |
| | | | | | | | | | | | | 294 | N | North Dakota St. | 77 55 | | | | |
| | | | | | | | | | | | | 319 | H | Loyola Chicago | 95 57 | | | | |
| | | | | | | | | | | | | 323 | H | Ill.-Chicago | 77 55 | | | | |
| | | | | | | | | | | | | 329 | N | Utah Valley | 71 62 | | | | |
| LAST 12 Division I GAMES: | | | | | | | | | | | | | | | | | | | |
| 110 | A | Ball St. | 73 81 | 286 | A | Eastern Mich. | 104 63 | | | | | | | | | | | | |
| 82 | H | Northern Ill. | 109 86 | 51 | H | Ohio | 64 59 | | | | | | | | | | | | |
| 85 | H | Toledo | 72 61 | 85 | A | Toledo | 72 74 | | | | | | | | | | | | |
| 51 | A | Ohio | 70 64 | 94 | A | Buffalo | 56 67 | | | | | | | | | | | | |
| 178 | H | Western Mich. | 94 83 | 232 | H | Miami (OH) | 80 61 | | | | | | | | | | | | |
| 82 | A | Northern Ill. | 109 94 | 243 | A | Bowling Green | 76 65 | | | | | | | | | | | | |

Non-Div I Games:

Central Mich.

■ Loss,
■ Non-Conf, S Site,
■ Home
■ Away
N Neutral

| | | | | | | | | | | |
|-------------------|----------|-----------|----------------|------------|-------------|---------------|------|------|-------|-----------|
| Average RPI Win: | 270 | WON-LOST | WINNING | LAST 10 | STRENGTH OF | OPP. STRENGTH | TEAM | ADJ. | CONF. | ADJ CONF. |
| Average RPI Loss: | 201 | RECORD | PCT. RANK | GAMES | SCHEDULE | OF SCHEDULE | RPI | RPI | RPI | RPI |
| DIV. I ONLY | 12- 12 | 172 | 6- 4 | 321 | 314 | 266 | 266 | 28 | 28 | |
| DIV. I NON-CONF. | 3- 5 | 223 | 0- 0 | 341 | 202 | 321 | 321 | 28 | 28 | |
| TOTALS | RPI 1-25 | RPI 26-50 | W-L RECORDS | RPI 51-100 | RPI 101-150 | RPI 150+ | | | | |
| 12- 12 | 0- 0 | 0- 0 | OVERALL | 0- 1 | 1- 2 | 11- 9 | | | | |
| 9- 4 | 0- 0 | 0- 0 | HOME | 0- 0 | 1- 0 | 8- 4 | | | | |
| 3- 8 | 0- 0 | 0- 0 | AWAY | 0- 1 | 0- 2 | 3- 5 | | | | |
| 0- 0 | 0- 0 | 0- 0 | NEUTRAL | 0- 0 | 0- 0 | 0- 0 | | | | |
| 3- 5 | 0- 0 | 0- 0 | NON-CONFERENCE | 0- 1 | 0- 1 | 3- 3 | | | | |
| 2- 2 | 0- 0 | 0- 0 | HOME | 0- 0 | 0- 0 | 2- 2 | | | | |
| 1- 3 | 0- 0 | 0- 0 | AWAY | 0- 1 | 0- 1 | 1- 1 | | | | |
| 0- 0 | 0- 0 | 0- 0 | NEUTRAL | 0- 0 | 0- 0 | 0- 0 | | | | |
| 9- 7 | 0- 0 | 0- 0 | CONFERENCE | 0- 0 | 1- 1 | 8- 6 | | | | |
| 7- 2 | 0- 0 | 0- 0 | HOME | 0- 0 | 1- 0 | 6- 2 | | | | |
| 2- 5 | 0- 0 | 0- 0 | AWAY | 0- 0 | 0- 1 | 2- 4 | | | | |
| 0- 0 | 0- 0 | 0- 0 | NEUTRAL | 0- 0 | 0- 0 | 0- 0 | | | | |

| RPI 1-25 | | | RPI 26-50 | | | RPI 51-100 | | | RPI 101+ | | | Team's RPI: 266 | | |
|---------------------------|---|----------|-----------|-----|---|---------------|-------|-----|----------|---------------|-------|--------------------|----|----|
| RPI | S | Opponent | Score | RPI | S | Opponent | Score | RPI | S | Opponent | Score | | | |
| | | | | | | | | 59 | A | West Virginia | 38 | 88 | | |
| | | | | | | | | | | 111 | A | North Carolina | 77 | 93 |
| | | | | | | | | | | 131 | A | Radford | 59 | 67 |
| | | | | | | | | | | 131 | H | Radford | 57 | 45 |
| | | | | | | | | | | 192 | A | Campbell | 37 | 54 |
| | | | | | | | | | | 192 | H | Campbell | 60 | 43 |
| | | | | | | | | | | 204 | H | Col. of Charleston | 76 | 79 |
| | | | | | | | | | | 219 | H | Ga. Southern | 55 | 54 |
| | | | | | | | | | | 229 | A | Presbyterian | 48 | 50 |
| | | | | | | | | | | 229 | H | Presbyterian | 52 | 34 |
| | | | | | | | | | | 235 | A | Liberty | 56 | 67 |
| | | | | | | | | | | 235 | H | Liberty | 72 | 81 |
| | | | | | | | | | | 236 | A | High Point | 74 | 68 |
| | | | | | | | | | | 236 | H | High Point | 62 | 64 |
| | | | | | | | | | | 244 | H | Wofford | 45 | 59 |
| | | | | | | | | | | 254 | A | UNC Asheville | 47 | 56 |
| | | | | | | | | | | 254 | H | UNC Asheville | 73 | 66 |
| | | | | | | | | | | 280 | A | Western Caro. | 53 | 58 |
| | | | | | | | | | | 296 | A | Lipscomb | 67 | 52 |
| | | | | | | | | | | 304 | H | Gardner-Webb | 64 | 57 |
| | | | | | | | | | | 339 | H | Winthrop | 71 | 52 |
| | | | | | | | | | | 344 | A | Longwood | 62 | 47 |
| | | | | | | | | | | 344 | H | Longwood | 71 | 63 |
| | | | | | | | | | | 347 | H | South Carolina St. | 67 | 62 |
| LAST 12 Division I GAMES: | | | | | | | | | | | | | | |
| | | | | 344 | H | Longwood | 71 | 63 | | 229 | H | Presbyterian | 52 | 34 |
| | | | | 236 | H | High Point | 62 | 64 | | 254 | A | UNC Asheville | 47 | 56 |
| | | | | 235 | A | Liberty | 56 | 67 | | 344 | A | Longwood | 62 | 47 |
| | | | | 254 | H | UNC Asheville | 73 | 66 | | 304 | H | Gardner-Webb | 64 | 57 |
| | | | | 131 | A | Radford | 59 | 67 | | 131 | H | Radford | 57 | 45 |
| | | | | 192 | H | Campbell | 60 | 43 | | 229 | A | Presbyterian | 48 | 50 |

Non-Div I Games: Southern Wesleyan 80 57 Montreat 79 50 Paine 75 67

Charleston So.

Loss, Non-Conf, S Site, H Home A Away N Neutral

| | | | | | | | | | | |
|-------------------|----------|-----------|----------------|------------|-------------|---------------|------|------|-------|-----------|
| Average RPI Win: | 205 | WON-LOST | WINNING | LAST 10 | STRENGTH OF | OPP. STRENGTH | TEAM | ADJ. | CONF. | ADJ CONF. |
| Average RPI Loss: | 99 | RECORD | PCT. RANK | GAMES | SCHEDULE | OF SCHEDULE | RPI | RPI | RPI | RPI |
| DIV. I ONLY | 18- 9 | 90 | 5- 5 | 182 | 97 | 116 | 116 | 15 | 15 | |
| DIV. I NON-CONF. | 8- 3 | 67 | 0- 0 | 295 | 27 | 117 | 117 | 16 | 16 | |
| TOTALS | RPI 1-25 | RPI 26-50 | W-L RECORDS | RPI 51-100 | RPI 101-150 | RPI 150+ | | | | |
| 18- 9 | 0- 1 | 1- 1 | OVERALL | 0- 3 | 4- 2 | 13- 2 | | | | |
| 8- 4 | 0- 0 | 1- 0 | HOME | 0- 1 | 0- 1 | 7- 2 | | | | |
| 10- 3 | 0- 1 | 0- 1 | AWAY | 0- 0 | 4- 1 | 6- 0 | | | | |
| 0- 2 | 0- 0 | 0- 0 | NEUTRAL | 0- 2 | 0- 0 | 0- 0 | | | | |
| 8- 3 | 0- 1 | 0- 0 | NON-CONFERENCE | 0- 2 | 2- 0 | 6- 0 | | | | |
| 5- 0 | 0- 0 | 0- 0 | HOME | 0- 0 | 0- 0 | 5- 0 | | | | |
| 3- 1 | 0- 1 | 0- 0 | AWAY | 0- 0 | 2- 0 | 1- 0 | | | | |
| 0- 2 | 0- 0 | 0- 0 | NEUTRAL | 0- 2 | 0- 0 | 0- 0 | | | | |
| 10- 6 | 0- 0 | 1- 1 | CONFERENCE | 0- 1 | 2- 2 | 7- 2 | | | | |
| 3- 4 | 0- 0 | 1- 0 | HOME | 0- 1 | 0- 1 | 2- 2 | | | | |
| 7- 2 | 0- 0 | 0- 1 | AWAY | 0- 0 | 2- 1 | 5- 0 | | | | |
| 0- 0 | 0- 0 | 0- 0 | NEUTRAL | 0- 0 | 0- 0 | 0- 0 | | | | |

| RPI | S | Opponent | Score | RPI | S | Opponent | Score | RPI | S | Opponent | Score | RPI | S | Opponent | Score | Team's RPI: 116 |
|---------------------------|---|--------------|--------|-----|---|----------------|-------|-----|---|--------------|-------|-----|---|--------------------|--------|-----------------|
| 16 | A | Miami (FL) | 46 80 | 46 | A | Western Ky. | 74 75 | 69 | N | Boise St. | 65 68 | 119 | A | Old Dominion | 86 75 | |
| | | | | 46 | H | Western Ky. | 89 85 | 70 | N | Utah | 68 81 | 119 | H | Old Dominion | 70 72 | |
| | | | | | | | | 75 | H | Middle Tenn. | 81 83 | 124 | A | Southern Miss. | 78 61 | |
| | | | | | | | | | | | | 136 | A | Duquesne | 77 63 | |
| | | | | | | | | | | | | 141 | A | Pittsburgh | 70 63 | |
| | | | | | | | | | | | | 148 | A | Louisiana Tech | 54 80 | |
| | | | | | | | | | | | | 165 | H | East Carolina | 79 64 | |
| | | | | | | | | | | | | 168 | A | Rice | 69 51 | |
| | | | | | | | | | | | | 168 | H | Rice | 52 55 | |
| | | | | | | | | | | | | 182 | H | UAB | 81 88 | |
| | | | | | | | | | | | | 183 | A | North Texas | 78 63 | |
| | | | | | | | | | | | | 183 | H | North Texas | 66 49 | |
| | | | | | | | | | | | | 204 | A | Col. of Charleston | 62 49 | |
| | | | | | | | | | | | | 211 | H | Wisconsin | 63 48 | |
| | | | | | | | | | | | | 229 | H | Presbyterian | 71 63 | |
| | | | | | | | | | | | | 261 | A | Marshall | 89 75 | |
| | | | | | | | | | | | | 261 | H | Marshall | 93 77 | |
| | | | | | | | | | | | | 276 | H | Davidson | 93 79 | |
| | | | | | | | | | | | | 302 | A | FIU | 101 54 | |
| | | | | | | | | | | | | 335 | A | Fla. Atlantic | 72 66 | |
| | | | | | | | | | | | | 344 | H | Longwood | 66 41 | |
| LAST 12 Division I GAMES: | | | | | | | | | | | | | | | | |
| 261 | A | Marshall | 89 75 | 335 | A | Fla. Atlantic | 72 66 | | | | | | | | | |
| 46 | A | Western Ky. | 74 75 | 168 | H | Rice | 52 55 | | | | | | | | | |
| 119 | H | Old Dominion | 70 72 | 183 | H | North Texas | 66 49 | | | | | | | | | |
| 75 | H | Middle Tenn. | 81 83 | 119 | A | Old Dominion | 86 75 | | | | | | | | | |
| 182 | H | UAB | 81 88 | 124 | A | Southern Miss. | 78 61 | | | | | | | | | |
| 302 | A | FIU | 101 54 | 148 | A | Louisiana Tech | 54 80 | | | | | | | | | |

Non-Div I Games:

Charlotte

■ Loss,
■ Non-Conf, S Site,
■ Home
■ Away
N Neutral

Chattanooga

Through Games Of Feb. 25, 2017

| | | | | | | | | | | |
|-------------------|----------|-----------|----------------|------------|-------------|---------------|------|------|-------|-----------|
| Average RPI Win: | 216 | WON-LOST | WINNING | LAST 10 | STRENGTH OF | OPP. STRENGTH | TEAM | ADJ. | CONF. | ADJ CONF. |
| Average RPI Loss: | 87 | RECORD | PCT. RANK | GAMES | SCHEDULE | OF SCHEDULE | RPI | RPI | RPI | RPI |
| DIV. I ONLY | 18- 10 | 96 | 8- 2 | 95 | 116 | 84 | 84 | 17 | 17 | |
| DIV. I NON-CONF. | 6- 8 | 203 | 0- 0 | 60 | 13 | 112 | 112 | 20 | 20 | |
| TOTALS | RPI 1-25 | RPI 26-50 | W-L RECORDS | RPI 51-100 | RPI 101-150 | RPI 150+ | | | | |
| 18- 10 | 0- 3 | 0- 2 | OVERALL | 3- 1 | 0- 2 | 15- 2 | | | | |
| 8- 4 | 0- 1 | 0- 2 | HOME | 2- 1 | 0- 0 | 6- 0 | | | | |
| 8- 5 | 0- 2 | 0- 0 | AWAY | 1- 0 | 0- 1 | 7- 2 | | | | |
| 2- 1 | 0- 0 | 0- 0 | NEUTRAL | 0- 0 | 0- 1 | 2- 0 | | | | |
| 6- 8 | 0- 3 | 0- 2 | NON-CONFERENCE | 1- 1 | 0- 2 | 5- 0 | | | | |
| 1- 4 | 0- 1 | 0- 2 | HOME | 1- 1 | 0- 0 | 0- 0 | | | | |
| 3- 3 | 0- 2 | 0- 0 | AWAY | 0- 0 | 0- 1 | 3- 0 | | | | |
| 2- 1 | 0- 0 | 0- 0 | NEUTRAL | 0- 0 | 0- 1 | 2- 0 | | | | |
| 12- 2 | 0- 0 | 0- 0 | CONFERENCE | 2- 0 | 0- 0 | 10- 2 | | | | |
| 7- 0 | 0- 0 | 0- 0 | HOME | 1- 0 | 0- 0 | 6- 0 | | | | |
| 5- 2 | 0- 0 | 0- 0 | AWAY | 1- 0 | 0- 0 | 4- 2 | | | | |
| 0- 0 | 0- 0 | 0- 0 | NEUTRAL | 0- 0 | 0- 0 | 0- 0 | | | | |

| RPI 1-25 | | | | RPI 26-50 | | | | RPI 51-100 Team's RPI: 84 | | | | RPI 101+ | | | |
|---------------------------|---|---------------|-------|-----------|---|---------------|-------|---------------------------|---|----------|-------|----------|---|---------------|-------|
| RPI | S | Opponent | Score | RPI | S | Opponent | Score | RPI | S | Opponent | Score | RPI | S | Opponent | Score |
| 1 | A | UConn | 43 80 | 27 | H | Green Bay | 55 71 | 80 | H | Florida | 61 72 | 106 | A | FGCU | 55 68 |
| 2 | H | Notre Dame | 58 79 | 44 | H | Indiana | 76 79 | 89 | A | Mercer | 74 56 | 137 | N | Maine | 39 49 |
| 12 | A | Louisville | 47 63 | | | | | 89 | H | Mercer | 70 50 | 195 | A | ETSU | 70 62 |
| | | | | | | | | 99 | H | Stetson | 66 55 | 195 | H | ETSU | 60 45 |
| | | | | | | | | | | | | 212 | A | Rutgers | 66 53 |
| | | | | | | | | | | | | 215 | A | UNCG | 72 75 |
| | | | | | | | | | | | | 215 | H | UNCG | 58 55 |
| | | | | | | | | | | | | 229 | A | Presbyterian | 56 48 |
| | | | | | | | | | | | | 234 | A | UT Martin | 80 60 |
| | | | | | | | | | | | | 237 | A | Samford | 77 61 |
| | | | | | | | | | | | | 237 | H | Samford | 51 45 |
| | | | | | | | | | | | | 243 | N | Bowling Green | 54 49 |
| | | | | | | | | | | | | 244 | A | Wofford | 71 61 |
| | | | | | | | | | | | | 244 | H | Wofford | 76 56 |
| | | | | | | | | | | | | 246 | A | Furman | 48 65 |
| | | | | | | | | | | | | 246 | H | Furman | 66 43 |
| | | | | | | | | | | | | 280 | A | Western Caro. | 60 48 |
| | | | | | | | | | | | | 280 | H | Western Caro. | 67 46 |
| | | | | | | | | | | | | 314 | N | Lafayette | 68 43 |
| LAST 12 Division I GAMES: | | | | | | | | | | | | | | | |
| 244 | H | Wofford | 76 56 | 89 | H | Mercer | 70 50 | | | | | | | | |
| 246 | H | Furman | 66 43 | 246 | A | Furman | 48 65 | | | | | | | | |
| 280 | A | Western Caro. | 60 48 | 244 | A | Wofford | 71 61 | | | | | | | | |
| 215 | A | UNCG | 72 75 | 215 | H | UNCG | 58 55 | | | | | | | | |
| 195 | A | ETSU | 70 62 | 280 | H | Western Caro. | 67 46 | | | | | | | | |
| 237 | H | Samford | 51 45 | 195 | H | ETSU | 60 45 | | | | | | | | |

Non-Div I Games:

Chattanooga

■ Loss,
 ■ Non-Conf, S Site,
 ■ Home
 ■ Away
 N Neutral

| | | | | | | | | | | |
|-------------------|----------|-----------|----------------|------------|-------------|---------------|------|------|-------|-----------|
| Average RPI Win: | 0 | WON-LOST | WINNING | LAST 10 | STRENGTH OF | OPP. STRENGTH | TEAM | ADJ. | CONF. | ADJ CONF. |
| Average RPI Loss: | 198 | RECORD | PCT. RANK | GAMES | SCHEDULE | OF SCHEDULE | RPI | RPI | RPI | RPI |
| DIV. I ONLY | 0- 27 | 348 | 0- 10 | 142 | 330 | 340 | 340 | 29 | 29 | |
| DIV. I NON-CONF. | 0- 14 | 335 | 0- 0 | 68 | 303 | 312 | 312 | 29 | 29 | |
| TOTALS | RPI 1-25 | RPI 26-50 | W-L RECORDS | RPI 51-100 | RPI 101-150 | RPI 150+ | | | | |
| 0- 27 | 0- 1 | 0- 0 | OVERALL | 0- 3 | 0- 6 | 0- 17 | | | | |
| 0- 12 | 0- 0 | 0- 0 | HOME | 0- 1 | 0- 3 | 0- 8 | | | | |
| 0- 15 | 0- 1 | 0- 0 | AWAY | 0- 2 | 0- 3 | 0- 9 | | | | |
| 0- 0 | 0- 0 | 0- 0 | NEUTRAL | 0- 0 | 0- 0 | 0- 0 | | | | |
| 0- 14 | 0- 1 | 0- 0 | NON-CONFERENCE | 0- 3 | 0- 4 | 0- 6 | | | | |
| 0- 6 | 0- 0 | 0- 0 | HOME | 0- 1 | 0- 2 | 0- 3 | | | | |
| 0- 8 | 0- 1 | 0- 0 | AWAY | 0- 2 | 0- 2 | 0- 3 | | | | |
| 0- 0 | 0- 0 | 0- 0 | NEUTRAL | 0- 0 | 0- 0 | 0- 0 | | | | |
| 0- 13 | 0- 0 | 0- 0 | CONFERENCE | 0- 0 | 0- 2 | 0- 11 | | | | |
| 0- 6 | 0- 0 | 0- 0 | HOME | 0- 0 | 0- 1 | 0- 5 | | | | |
| 0- 7 | 0- 0 | 0- 0 | AWAY | 0- 0 | 0- 1 | 0- 6 | | | | |
| 0- 0 | 0- 0 | 0- 0 | NEUTRAL | 0- 0 | 0- 0 | 0- 0 | | | | |

| RPI 1-25 | | | | RPI 26-50 | | | | RPI 51-100 | | | | RPI 101+ | | | | Team's RPI: 340 |
|---------------------------|---|-----------------|-------|-----------|---|-----------------|--------|------------|---|---------------|-------|----------|---|-----------------|--------|-----------------|
| RPI | S | Opponent | Score | RPI | S | Opponent | Score | RPI | S | Opponent | Score | RPI | S | Opponent | Score | |
| 19 | A | Kansas St. | 33 83 | | | | | 71 | A | Northwestern | 42 75 | 110 | A | Ball St. | 53 88 | |
| | | | | | | | | 73 | H | Western Ill. | 50 54 | 139 | H | Wright St. | 65 71 | |
| | | | | | | | | 82 | A | Northern Ill. | 85 94 | 143 | A | Cincinnati | 53 81 | |
| | | | | | | | | | | | | 145 | H | Oakland | 60 80 | |
| | | | | | | | | | | | | 150 | A | New Mexico St. | 63 100 | |
| | | | | | | | | | | | | 150 | H | New Mexico St. | 54 65 | |
| | | | | | | | | | | | | 158 | A | Milwaukee | 49 71 | |
| | | | | | | | | | | | | 169 | A | Morehead St. | 55 63 | |
| | | | | | | | | | | | | 178 | H | Western Mich. | 51 64 | |
| | | | | | | | | | | | | 216 | A | Seattle U | 53 82 | |
| | | | | | | | | | | | | 216 | H | Seattle U | 51 64 | |
| | | | | | | | | | | | | 221 | A | UTRGV | 43 71 | |
| | | | | | | | | | | | | 221 | H | UTRGV | 46 57 | |
| | | | | | | | | | | | | 226 | A | Grand Canyon | 39 57 | |
| | | | | | | | | | | | | 226 | H | Grand Canyon | 62 73 | |
| | | | | | | | | | | | | 265 | A | CSU Bakersfield | 48 83 | |
| | | | | | | | | | | | | 265 | H | CSU Bakersfield | 67 71 | |
| | | | | | | | | | | | | 301 | H | Valparaiso | 51 53 | |
| | | | | | | | | | | | | 313 | H | NJIT | 42 57 | |
| | | | | | | | | | | | | 315 | A | UMKC | 53 62 | |
| | | | | | | | | | | | | 319 | A | Loyola Chicago | 54 59 | |
| | | | | | | | | | | | | 329 | A | Utah Valley | 54 73 | |
| | | | | | | | | | | | | 329 | H | Utah Valley | 59 62 | |
| LAST 12 Division I GAMES: | | | | | | | | | | | | | | | | |
| 265 | H | CSU Bakersfield | 67 71 | 226 | A | Grand Canyon | 39 57 | | | | | | | | | |
| 226 | H | Grand Canyon | 62 73 | 265 | A | CSU Bakersfield | 48 83 | | | | | | | | | |
| 315 | A | UMKC | 53 62 | 221 | H | UTRGV | 46 57 | | | | | | | | | |
| 329 | A | Utah Valley | 54 73 | 216 | H | Seattle U | 51 64 | | | | | | | | | |
| 216 | A | Seattle U | 53 82 | 329 | H | Utah Valley | 59 62 | | | | | | | | | |
| 150 | H | New Mexico St. | 54 65 | 150 | A | New Mexico St. | 63 100 | | | | | | | | | |

Non-Div I Games:

Chicago St.

■ Loss,
■ Non-Conf,
■ S Site,
■ H Home
■ A Away
N Neutral

| | | | | | | | | | | |
|-------------------|----------|-----------|----------------|------------|-------------|---------------|------|------|-------|-----------|
| Average RPI Win: | 211 | WON-LOST | WINNING | LAST 10 | STRENGTH OF | OPP. STRENGTH | TEAM | ADJ. | CONF. | ADJ CONF. |
| Average RPI Loss: | 86 | RECORD | PCT. RANK | GAMES | SCHEDULE | OF SCHEDULE | RPI | RPI | RPI | RPI |
| DIV. I ONLY | 15- 12 | 143 | 3- 7 | 166 | 80 | 143 | 143 | 5 | 5 | |
| DIV. I NON-CONF. | 8- 4 | 97 | 0- 0 | 329 | 238 | 213 | 213 | 5 | 5 | |
| TOTALS | RPI 1-25 | RPI 26-50 | W-L RECORDS | RPI 51-100 | RPI 101-150 | RPI 150+ | | | | |
| 15- 12 | 0- 3 | 0- 1 | OVERALL | 1- 4 | 1- 1 | 13- 3 | | | | |
| 10- 5 | 0- 1 | 0- 0 | HOME | 1- 2 | 1- 0 | 8- 2 | | | | |
| 5- 7 | 0- 2 | 0- 1 | AWAY | 0- 2 | 0- 1 | 5- 1 | | | | |
| 0- 0 | 0- 0 | 0- 0 | NEUTRAL | 0- 0 | 0- 0 | 0- 0 | | | | |
| 8- 4 | 0- 1 | 0- 0 | NON-CONFERENCE | 0- 1 | 0- 0 | 8- 2 | | | | |
| 5- 3 | 0- 0 | 0- 0 | HOME | 0- 1 | 0- 0 | 5- 2 | | | | |
| 3- 1 | 0- 1 | 0- 0 | AWAY | 0- 0 | 0- 0 | 3- 0 | | | | |
| 0- 0 | 0- 0 | 0- 0 | NEUTRAL | 0- 0 | 0- 0 | 0- 0 | | | | |
| 7- 8 | 0- 2 | 0- 1 | CONFERENCE | 1- 3 | 1- 1 | 5- 1 | | | | |
| 5- 2 | 0- 1 | 0- 0 | HOME | 1- 1 | 1- 0 | 3- 0 | | | | |
| 2- 6 | 0- 1 | 0- 1 | AWAY | 0- 2 | 0- 1 | 2- 1 | | | | |
| 0- 0 | 0- 0 | 0- 0 | NEUTRAL | 0- 0 | 0- 0 | 0- 0 | | | | |

| RPI 1-25 | | | | RPI 26-50 | | | | RPI 51-100 | | | | RPI 101+ Team's RPI: 143 | | | |
|---------------------------|---|---------------|-------|-----------|---|------------|-------|------------|---|---------------|-------|--------------------------|---|-------------------|-------|
| RPI | S | Opponent | Score | RPI | S | Opponent | Score | RPI | S | Opponent | Score | RPI | S | Opponent | Score |
| 1 | H | UConn | 49 96 | 35 | A | South Fla. | 52 72 | 55 | A | Tulane | 51 62 | 104 | A | UCF | 44 64 |
| 20 | A | Temple | 64 88 | | | | | 55 | H | Tulane | 68 74 | 104 | H | UCF | 63 57 |
| 25 | A | Ohio St. | 38 80 | | | | | 81 | H | Georgia | 48 51 | 155 | A | Memphis | 66 59 |
| | | | | | | | | 93 | A | SMU | 47 64 | 155 | H | Memphis | 68 57 |
| | | | | | | | | 93 | H | SMU | 67 65 | 165 | A | East Carolina | 69 80 |
| | | | | | | | | | | | | 165 | H | East Carolina | 74 64 |
| | | | | | | | | | | | | 171 | A | Houston | 71 62 |
| | | | | | | | | | | | | 171 | H | Houston | 85 64 |
| | | | | | | | | | | | | 188 | H | Xavier | 61 72 |
| | | | | | | | | | | | | 210 | H | Indiana St. | 55 63 |
| | | | | | | | | | | | | 231 | H | Howard | 66 56 |
| | | | | | | | | | | | | 232 | A | Miami (OH) | 49 43 |
| | | | | | | | | | | | | 243 | A | Bowling Green | 68 58 |
| | | | | | | | | | | | | 262 | H | Ark.-Pine Bluff | 72 42 |
| | | | | | | | | | | | | 273 | A | Southeast Mo. St. | 83 75 |
| | | | | | | | | | | | | 275 | H | Tennessee Tech | 60 38 |
| | | | | | | | | | | | | 292 | H | Eastern Ill. | 78 64 |
| | | | | | | | | | | | | 340 | H | Chicago St. | 81 53 |
| LAST 12 Division I GAMES: | | | | | | | | | | | | | | | |
| 20 | A | Temple | 64 88 | 35 | A | South Fla. | 52 72 | 55 | A | Tulane | 68 74 | 104 | A | UCF | 44 64 |
| 165 | A | East Carolina | 69 80 | 55 | H | Tulane | 68 74 | 165 | H | East Carolina | 74 64 | 93 | H | SMU | 67 65 |
| 155 | H | Memphis | 68 57 | 104 | A | UCF | 44 64 | 155 | A | Memphis | 66 59 | | | | |
| 55 | A | Tulane | 51 62 | | | | | | | | | | | | |
| 171 | A | Houston | 71 62 | | | | | | | | | | | | |
| 1 | H | UConn | 49 96 | | | | | | | | | | | | |

Non-Div I Games: Clarion 92 54

Cincinnati

■ Loss,
■ Non-Conf, S Site,
■ Home
■ Away
N Neutral

| | | | | | | | | | | |
|-------------------|----------|-----------|----------------|------------|-------------|---------------|------|------|-------|-----------|
| Average RPI Win: | 200 | WON-LOST | WINNING | LAST 10 | STRENGTH OF | OPP. STRENGTH | TEAM | ADJ. | CONF. | ADJ CONF. |
| Average RPI Loss: | 40 | RECORD | PCT. RANK | GAMES | SCHEDULE | OF SCHEDULE | RPI | RPI | RPI | RPI |
| DIV. I ONLY | 14- 15 | 180 | 3- 7 | 51 | 62 | 118 | 118 | 3 | 3 | |
| DIV. I NON-CONF. | 11- 2 | 23 | 0- 0 | 194 | 283 | 80 | 80 | 4 | 4 | |
| TOTALS | RPI 1-25 | RPI 26-50 | W-L RECORDS | RPI 51-100 | RPI 101-150 | RPI 150+ | | | | |
| 14- 15 | 0- 7 | 0- 4 | OVERALL | 1- 3 | 5- 0 | 8- 1 | | | | |
| 9- 7 | 0- 3 | 0- 3 | HOME | 1- 1 | 3- 0 | 5- 0 | | | | |
| 3- 8 | 0- 4 | 0- 1 | AWAY | 0- 2 | 1- 0 | 2- 1 | | | | |
| 2- 0 | 0- 0 | 0- 0 | NEUTRAL | 0- 0 | 1- 0 | 1- 0 | | | | |
| 11- 2 | 0- 1 | 0- 1 | NON-CONFERENCE | 0- 0 | 3- 0 | 8- 0 | | | | |
| 7- 1 | 0- 0 | 0- 1 | HOME | 0- 0 | 2- 0 | 5- 0 | | | | |
| 2- 1 | 0- 1 | 0- 0 | AWAY | 0- 0 | 0- 0 | 2- 0 | | | | |
| 2- 0 | 0- 0 | 0- 0 | NEUTRAL | 0- 0 | 1- 0 | 1- 0 | | | | |
| 3- 13 | 0- 6 | 0- 3 | CONFERENCE | 1- 3 | 2- 0 | 0- 1 | | | | |
| 2- 6 | 0- 3 | 0- 2 | HOME | 1- 1 | 1- 0 | 0- 0 | | | | |
| 1- 7 | 0- 3 | 0- 1 | AWAY | 0- 2 | 1- 0 | 0- 1 | | | | |
| 0- 0 | 0- 0 | 0- 0 | NEUTRAL | 0- 0 | 0- 0 | 0- 0 | | | | |

| RPI 1-25 | | | | RPI 26-50 | | | | RPI 51-100 | | | | RPI 101+ Team's RPI: 118 | | | |
|---------------------------|---|----------------|-------|-----------|---|--------------------|-------|------------|---|---------------|-------|--------------------------|---|--------------------|-------|
| RPI | S | Opponent | Score | RPI | S | Opponent | Score | RPI | S | Opponent | Score | RPI | S | Opponent | Score |
| 2 | H | Notre Dame | 80 84 | 31 | H | Syracuse | 62 88 | 53 | A | Georgia Tech | 58 72 | 111 | H | North Carolina | 78 67 |
| 4 | A | South Carolina | 61 83 | 37 | H | Oregon | 59 87 | 53 | H | Georgia Tech | 62 61 | 137 | H | Maine | 69 61 |
| 8 | A | Duke | 37 65 | 38 | A | North Carolina St. | 53 65 | 72 | A | Wake Forest | 56 68 | 139 | N | Wright St. | 75 51 |
| 10 | A | Florida St. | 47 80 | 47 | H | Virginia | 37 69 | 92 | H | Virginia Tech | 69 78 | 141 | A | Pittsburgh | 54 46 |
| 10 | H | Florida St. | 27 86 | | | | | | | | | 148 | H | Louisiana Tech | 78 67 |
| 12 | H | Louisville | 46 60 | | | | | | | | | 163 | A | Boston College | 48 60 |
| 16 | A | Miami (FL) | 57 81 | | | | | | | | | 185 | H | Bethune-Cookman | 59 38 |
| | | | | | | | | | | | | 217 | A | Monmouth | 60 47 |
| | | | | | | | | | | | | 219 | H | Ga. Southern | 58 47 |
| | | | | | | | | | | | | 250 | A | Jacksonville St. | 69 63 |
| | | | | | | | | | | | | 260 | H | Coastal Caro. | 64 57 |
| | | | | | | | | | | | | 280 | H | Western Caro. | 78 63 |
| | | | | | | | | | | | | 319 | N | Loyola Chicago | 61 40 |
| | | | | | | | | | | | | 347 | H | South Carolina St. | 56 36 |
| LAST 12 Division I GAMES: | | | | | | | | | | | | | | | |
| 53 | A | Georgia Tech | 58 72 | 8 | A | Duke | 37 65 | | | | | | | | |
| 10 | A | Florida St. | 47 80 | 53 | H | Georgia Tech | 62 61 | | | | | | | | |
| 2 | H | Notre Dame | 80 84 | 12 | H | Louisville | 46 60 | | | | | | | | |
| 16 | A | Miami (FL) | 57 81 | 38 | A | North Carolina St. | 53 65 | | | | | | | | |
| 141 | A | Pittsburgh | 54 46 | 47 | H | Virginia | 37 69 | | | | | | | | |
| 111 | H | North Carolina | 78 67 | 10 | H | Florida St. | 27 86 | | | | | | | | |

Non-Div I Games:

Clemson

■ Loss,
■ Non-Conf, S Site,
■ Home
■ Away
N Neutral

| | | | | | | | | | | |
|-------------------|----------|-----------|----------------|------------|-------------|---------------|------|------|-------|-----------|
| Average RPI Win: | 266 | WON-LOST | WINNING | LAST 10 | STRENGTH OF | OPP. STRENGTH | TEAM | ADJ. | CONF. | ADJ CONF. |
| Average RPI Loss: | 129 | RECORD | PCT. RANK | GAMES | SCHEDULE | OF SCHEDULE | RPI | RPI | RPI | RPI |
| DIV. I ONLY | 13- 14 | 182 | 4- 6 | 178 | 247 | 180 | 180 | 19 | 19 | |
| DIV. I NON-CONF. | 4- 5 | 198 | 0- 0 | 150 | 223 | 152 | 152 | 21 | 21 | |
| TOTALS | RPI 1-25 | RPI 26-50 | W-L RECORDS | RPI 51-100 | RPI 101-150 | RPI 150+ | | | | |
| 13- 14 | 0- 1 | 0- 2 | OVERALL | 0- 2 | 1- 4 | 12- 5 | | | | |
| 5- 6 | 0- 0 | 0- 1 | HOME | 0- 1 | 0- 2 | 5- 2 | | | | |
| 7- 8 | 0- 1 | 0- 1 | AWAY | 0- 1 | 1- 2 | 6- 3 | | | | |
| 1- 0 | 0- 0 | 0- 0 | NEUTRAL | 0- 0 | 0- 0 | 1- 0 | | | | |
| 4- 5 | 0- 1 | 0- 0 | NON-CONFERENCE | 0- 2 | 0- 1 | 4- 1 | | | | |
| 0- 2 | 0- 0 | 0- 0 | HOME | 0- 1 | 0- 0 | 0- 1 | | | | |
| 3- 3 | 0- 1 | 0- 0 | AWAY | 0- 1 | 0- 1 | 3- 0 | | | | |
| 1- 0 | 0- 0 | 0- 0 | NEUTRAL | 0- 0 | 0- 0 | 1- 0 | | | | |
| 9- 9 | 0- 0 | 0- 2 | CONFERENCE | 0- 0 | 1- 3 | 8- 4 | | | | |
| 5- 4 | 0- 0 | 0- 1 | HOME | 0- 0 | 0- 2 | 5- 1 | | | | |
| 4- 5 | 0- 0 | 0- 1 | AWAY | 0- 0 | 1- 1 | 3- 3 | | | | |
| 0- 0 | 0- 0 | 0- 0 | NEUTRAL | 0- 0 | 0- 0 | 3- 0 | | | | |

| RPI 1-25 | | | RPI 26-50 | | | RPI 51-100 | | | RPI 101+ Team's RPI: 180 | | |
|---------------------------|---|---------------|-----------|-----|---|---------------|-------|-----|--------------------------|----------------|-------|
| RPI | S | Opponent | Score | RPI | S | Opponent | Score | RPI | S | Opponent | Score |
| 25 | A | Ohio St. | 78 96 | 27 | A | Green Bay | 60 79 | 61 | A | Bucknell | 66 77 |
| | | | | 27 | H | Green Bay | 51 65 | 85 | H | Toledo | 59 92 |
| LAST 12 Division I GAMES: | | | | | | | | | | | |
| 145 | H | Oakland | 79 93 | 301 | A | Valparaiso | 66 62 | 129 | A | Navy | 63 88 |
| 162 | H | Detroit Mercy | 75 50 | 323 | A | Ill.-Chicago | 63 59 | 139 | A | Wright St. | 63 84 |
| 285 | H | Northern Ky. | 77 58 | 27 | H | Green Bay | 51 65 | 139 | H | Wright St. | 60 65 |
| 139 | H | Wright St. | 60 65 | 158 | H | Milwaukee | 78 80 | 145 | A | Oakland | 74 62 |
| 158 | A | Milwaukee | 72 76 | 162 | A | Detroit Mercy | 54 66 | 145 | H | Oakland | 79 93 |
| 27 | A | Green Bay | 60 79 | 145 | A | Oakland | 74 62 | 158 | A | Milwaukee | 72 76 |
| | | | | | | | | 158 | H | Milwaukee | 78 80 |
| | | | | | | | | 162 | A | Detroit Mercy | 54 66 |
| | | | | | | | | 162 | H | Detroit Mercy | 75 50 |
| | | | | | | | | 225 | N | Richmond | 69 65 |
| | | | | | | | | 240 | H | Niagara | 49 67 |
| | | | | | | | | 243 | A | Bowling Green | 64 56 |
| | | | | | | | | 255 | A | Evansville | 66 62 |
| | | | | | | | | 285 | A | Northern Ky. | 58 54 |
| | | | | | | | | 285 | H | Northern Ky. | 77 58 |
| | | | | | | | | 292 | A | Eastern Ill. | 66 56 |
| | | | | | | | | 301 | A | Valparaiso | 66 62 |
| | | | | | | | | 301 | H | Valparaiso | 71 60 |
| | | | | | | | | 312 | A | Youngstown St. | 67 92 |
| | | | | | | | | 312 | H | Youngstown St. | 71 68 |
| | | | | | | | | 323 | A | Ill.-Chicago | 63 59 |
| | | | | | | | | 323 | H | Ill.-Chicago | 77 59 |

Non-Div I Games: Notre Dame (OH) 51 66 Lake Erie 65 42

Cleveland St.

Loss, Non-Conf, S Site, H Home A Away N Neutral

| | | | | | | | | | | |
|-------------------|----------|-----------|----------------|------------|-------------|---------------|------|------|-------|-----------|
| Average RPI Win: | 263 | WON-LOST | WINNING | LAST 10 | STRENGTH OF | OPP. STRENGTH | TEAM | ADJ. | CONF. | ADJ CONF. |
| Average RPI Loss: | 175 | RECORD | PCT. RANK | GAMES | SCHEDULE | OF SCHEDULE | RPI | RPI | RPI | RPI |
| DIV. I ONLY | 11- 14 | 212 | 4- 6 | 305 | 262 | 260 | 260 | 21 | 21 | |
| DIV. I NON-CONF. | 4- 4 | 165 | 0- 0 | 348 | 335 | 292 | 292 | 19 | 19 | |
| TOTALS | RPI 1-25 | RPI 26-50 | W-L RECORDS | RPI 51-100 | RPI 101-150 | RPI 150+ | | | | |
| 11- 14 | 0- 0 | 0- 0 | OVERALL | 0- 4 | 0- 2 | 11- 8 | | | | |
| 6- 5 | 0- 0 | 0- 0 | HOME | 0- 2 | 0- 0 | 6- 3 | | | | |
| 4- 9 | 0- 0 | 0- 0 | AWAY | 0- 2 | 0- 2 | 4- 5 | | | | |
| 1- 0 | 0- 0 | 0- 0 | NEUTRAL | 0- 0 | 0- 0 | 1- 0 | | | | |
| 4- 4 | 0- 0 | 0- 0 | NON-CONFERENCE | 0- 0 | 0- 1 | 4- 3 | | | | |
| 1- 1 | 0- 0 | 0- 0 | HOME | 0- 0 | 0- 0 | 1- 1 | | | | |
| 2- 3 | 0- 0 | 0- 0 | AWAY | 0- 0 | 0- 1 | 2- 2 | | | | |
| 1- 0 | 0- 0 | 0- 0 | NEUTRAL | 0- 0 | 0- 0 | 1- 0 | | | | |
| 7- 10 | 0- 0 | 0- 0 | CONFERENCE | 0- 4 | 0- 1 | 7- 5 | | | | |
| 5- 4 | 0- 0 | 0- 0 | HOME | 0- 2 | 0- 0 | 5- 2 | | | | |
| 2- 6 | 0- 0 | 0- 0 | AWAY | 0- 2 | 0- 1 | 2- 3 | | | | |
| 0- 0 | 0- 0 | 0- 0 | NEUTRAL | 0- 0 | 0- 0 | 0- 0 | | | | |

| RPI 1-25 | | | | RPI 26-50 | | | | RPI 51-100 | | | | RPI 101+ | | | | Team's RPI: 260 | |
|---------------------------|---|--------------|-------|-----------|-----|----------|--------------|------------|----|--------------|-------|----------|-----|----------|--------------------|-----------------|----|
| RPI | S | Opponent | Score | RPI | S | Opponent | Score | RPI | S | Opponent | Score | RPI | S | Opponent | Score | | |
| | | | | | | | | 52 | A | Little Rock | 47 | 79 | 115 | A | Troy | 66 | 78 |
| | | | | | | | | 52 | H | Little Rock | 66 | 74 | 118 | A | Clemson | 57 | 64 |
| | | | | | | | | 98 | A | UT Arlington | 58 | 60 | 152 | A | Texas St. | 62 | 83 |
| | | | | | | | | 98 | H | UT Arlington | 41 | 70 | 152 | H | Texas St. | 64 | 48 |
| | | | | | | | | | | | | | 160 | H | Louisiana | 71 | 68 |
| | | | | | | | | | | | | | 204 | A | Col. of Charleston | 79 | 72 |
| | | | | | | | | | | | | | 213 | H | Appalachian St. | 60 | 55 |
| | | | | | | | | | | | | | 219 | A | Ga. Southern | 70 | 78 |
| | | | | | | | | | | | | | 219 | H | Ga. Southern | 62 | 65 |
| | | | | | | | | | | | | | 238 | H | Saint Francis (PA) | 59 | 70 |
| | | | | | | | | | | | | | 242 | A | South Ala. | 61 | 45 |
| | | | | | | | | | | | | | 244 | A | Wofford | 62 | 67 |
| | | | | | | | | | | | | | 257 | A | Georgia St. | 73 | 67 |
| | | | | | | | | | | | | | 257 | H | Georgia St. | 48 | 69 |
| | | | | | | | | | | | | | 261 | A | Marshall | 66 | 84 |
| | | | | | | | | | | | | | 317 | A | Fort Wayne | 72 | 57 |
| | | | | | | | | | | | | | 322 | A | Arkansas St. | 52 | 60 |
| | | | | | | | | | | | | | 322 | H | Arkansas St. | 57 | 55 |
| | | | | | | | | | | | | | 334 | H | La.-Monroe | 75 | 48 |
| | | | | | | | | | | | | | 342 | H | N.C. Central | 66 | 50 |
| | | | | | | | | | | | | | 347 | N | South Carolina St. | 63 | 54 |
| LAST 12 Division I GAMES: | | | | | | | | | | | | | | | | | |
| 160 | H | Louisiana | 71 | 68 | 52 | A | Little Rock | 47 | 79 | | | | | | | | |
| 334 | H | La.-Monroe | 75 | 48 | 322 | A | Arkansas St. | 52 | 60 | | | | | | | | |
| 115 | A | Troy | 66 | 78 | 152 | H | Texas St. | 64 | 48 | | | | | | | | |
| 242 | A | South Ala. | 61 | 45 | 98 | H | UT Arlington | 41 | 70 | | | | | | | | |
| 219 | H | Ga. Southern | 62 | 65 | 257 | A | Georgia St. | 73 | 67 | | | | | | | | |
| 257 | H | Georgia St. | 48 | 69 | 219 | A | Ga. Southern | 70 | 78 | | | | | | | | |

Non-Div I Games: Pfeiffer 91 49 Catawba 58 63

Coastal Caro.

Loss, Non-Conf, S Site, H Home A Away N Neutral

| | | | | | | | | | |
|------------------------------|----------|-----------|----------------|-------------|---------------|----------|------|-------|-----------|
| Average RPI Win: 199 | WON-LOST | WINNING | LAST 10 | STRENGTH OF | OPP. STRENGTH | TEAM | ADJ. | CONF. | ADJ CONF. |
| Average RPI Loss: 123 | RECORD | PCT. RANK | GAMES | SCHEDULE | OF SCHEDULE | RPI | RPI | RPI | RPI |
| DIV. I ONLY | 9- 18 | 260 | 4- 6 | 108 | 98 | 204 | 204 | 9 | 9 |
| DIV. I NON-CONF. | 3- 8 | 262 | 0- 0 | 171 | 143 | 219 | 219 | 8 | 8 |
| TOTALS | RPI 1-25 | RPI 26-50 | W-L RECORDS | RPI 51-100 | RPI 101-150 | RPI 150+ | | | |
| 9- 18 | 0- 1 | 0- 5 | OVERALL | 1- 2 | 2- 4 | 6- 6 | | | |
| 5- 7 | 0- 0 | 0- 2 | HOME | 1- 1 | 1- 2 | 3- 2 | | | |
| 4- 11 | 0- 1 | 0- 3 | AWAY | 0- 1 | 1- 2 | 3- 4 | | | |
| 0- 0 | 0- 0 | 0- 0 | NEUTRAL | 0- 0 | 0- 0 | 0- 0 | | | |
| 3- 8 | 0- 1 | 0- 2 | NON-CONFERENCE | 0- 1 | 0- 1 | 3- 3 | | | |
| 0- 4 | 0- 0 | 0- 0 | HOME | 0- 1 | 0- 1 | 0- 2 | | | |
| 3- 4 | 0- 1 | 0- 2 | AWAY | 0- 0 | 0- 0 | 3- 1 | | | |
| 0- 0 | 0- 0 | 0- 0 | NEUTRAL | 0- 0 | 0- 0 | 0- 0 | | | |
| 6- 10 | 0- 0 | 0- 3 | CONFERENCE | 1- 1 | 2- 3 | 3- 3 | | | |
| 5- 3 | 0- 0 | 0- 2 | HOME | 1- 0 | 1- 1 | 3- 0 | | | |
| 1- 7 | 0- 0 | 0- 1 | AWAY | 0- 1 | 1- 2 | 0- 3 | | | |
| 0- 0 | 0- 0 | 0- 0 | NEUTRAL | 0- 0 | 0- 0 | 0- 0 | | | |

| RPI 1-25 | | | | RPI 26-50 | | | | RPI 51-100 | | | | RPI 101+ Team's RPI: 204 | | | |
|---------------------------|---|----------------|--------------|-----------|---|--------------------|--------------|------------|---|---------------|--------------|--------------------------|---|-----------------|--------------|
| RPI | S | Opponent | Score | RPI | S | Opponent | Score | RPI | S | Opponent | Score | RPI | S | Opponent | Score |
| 12 | A | Louisville | 58 86 | 26 | A | Elon | 57 70 | 64 | A | Drexel | 57 70 | 116 | H | Charlotte | 49 62 |
| | | | | 26 | H | Elon | 56 84 | 64 | H | Drexel | 79 75 | 134 | A | Delaware | 66 71 |
| | | | | 32 | H | James Madison | 78 84 | 92 | H | Virginia Tech | 61 71 | 146 | A | Northeastern | 44 61 |
| | | | | 38 | A | North Carolina St. | 47 91 | | | | | 146 | H | Northeastern | 75 86 |
| | | | | 46 | A | Western Ky. | 76 89 | | | | | 149 | A | William & Mary | 71 69 |
| | | | | | | | | | | | | 149 | H | William & Mary | 70 60 |
| | | | | | | | | | | | | 171 | A | Houston | 63 79 |
| | | | | | | | | | | | | 189 | A | Hofstra | 81 85 |
| | | | | | | | | | | | | 189 | H | Hofstra | 71 55 |
| | | | | | | | | | | | | 197 | A | Towson | 59 61 |
| | | | | | | | | | | | | 197 | H | Towson | 59 54 |
| | | | | | | | | | | | | 213 | A | Appalachian St. | 65 62 |
| | | | | | | | | | | | | 227 | A | UNCW | 61 67 |
| | | | | | | | | | | | | 227 | H | UNCW | 76 37 |
| | | | | | | | | | | | | 260 | H | Coastal Caro. | 72 79 |
| | | | | | | | | | | | | 266 | A | Charleston So. | 79 76 |
| | | | | | | | | | | | | 291 | H | North Florida | 47 60 |
| | | | | | | | | | | | | 339 | A | Winthrop | 95 64 |
| LAST 12 Division I GAMES: | | | | | | | | | | | | | | | |
| 146 | H | Northeastern | 75 86 | 64 | H | Drexel | 79 75 | | | | | | | | |
| 32 | H | James Madison | 78 84 | 227 | A | UNCW | 61 67 | | | | | | | | |
| 149 | A | William & Mary | 71 69 | 189 | H | Hofstra | 71 55 | | | | | | | | |
| 146 | A | Northeastern | 44 61 | 134 | A | Delaware | 66 71 | | | | | | | | |
| 189 | A | Hofstra | 81 85 | 64 | A | Drexel | 57 70 | | | | | | | | |
| 197 | H | Towson | 59 54 | 197 | A | Towson | 59 61 | | | | | | | | |

Non-Div I Games:

Col. of Charleston

■ Loss,
 ■ Non-Conf, S Site,
 ■ Home
 ■ Away
 N Neutral

| | | | | | | | | | |
|------------------------------|----------|-----------|----------------|-------------|---------------|----------|------|-------|-----------|
| Average RPI Win: 256 | WON-LOST | WINNING | LAST 10 | STRENGTH OF | OPP. STRENGTH | TEAM | ADJ. | CONF. | ADJ CONF. |
| Average RPI Loss: 175 | RECORD | PCT. RANK | GAMES | SCHEDULE | OF SCHEDULE | RPI | RPI | RPI | RPI |
| DIV. I ONLY | 10- 18 | 250 | 4- 6 | 259 | 260 | 270 | 270 | 23 | 23 |
| DIV. I NON-CONF. | 3- 8 | 262 | 0- 0 | 273 | 226 | 290 | 290 | 25 | 25 |
| TOTALS | RPI 1-25 | RPI 26-50 | W-L RECORDS | RPI 51-100 | RPI 101-150 | RPI 150+ | | | |
| 10- 18 | 0- 0 | 0- 0 | OVERALL | 0- 4 | 1- 4 | 9- 10 | | | |
| 7- 5 | 0- 0 | 0- 0 | HOME | 0- 1 | 0- 3 | 7- 1 | | | |
| 3- 13 | 0- 0 | 0- 0 | AWAY | 0- 3 | 1- 1 | 2- 9 | | | |
| 0- 0 | 0- 0 | 0- 0 | NEUTRAL | 0- 0 | 0- 0 | 0- 0 | | | |
| 3- 8 | 0- 0 | 0- 0 | NON-CONFERENCE | 0- 2 | 0- 1 | 3- 5 | | | |
| 2- 1 | 0- 0 | 0- 0 | HOME | 0- 0 | 0- 1 | 2- 0 | | | |
| 1- 7 | 0- 0 | 0- 0 | AWAY | 0- 2 | 0- 0 | 1- 5 | | | |
| 0- 0 | 0- 0 | 0- 0 | NEUTRAL | 0- 0 | 0- 0 | 0- 0 | | | |
| 7- 10 | 0- 0 | 0- 0 | CONFERENCE | 0- 2 | 1- 3 | 6- 5 | | | |
| 5- 4 | 0- 0 | 0- 0 | HOME | 0- 1 | 0- 2 | 5- 1 | | | |
| 2- 6 | 0- 0 | 0- 0 | AWAY | 0- 1 | 1- 1 | 1- 4 | | | |
| 0- 0 | 0- 0 | 0- 0 | NEUTRAL | 0- 0 | 0- 0 | 0- 0 | | | |

| RPI S | Opponent | Score | RPI S | Opponent | Score | RPI S | Opponent | Score | RPI S | Opponent | Score | Team's RPI: 270 |
|---------------------------|----------|-------|-------|-------------------|-------|-------|------------|-------------------|-------|-------------------|-------|-----------------|
| | | | | | | 61 | A Bucknell | 56 79 | 112 | H Cornell | 57 70 | |
| | | | | | | 61 | H Bucknell | 49 79 | 129 | A Navy | 69 61 | |
| | | | | | | 77 | A Gonzaga | 42 72 | 129 | H Navy | 67 80 | |
| | | | | | | 83 | A Purdue | 51 71 | 147 | A Army West Point | 47 57 | |
| | | | | | | | | | 147 | H Army West Point | 69 76 | |
| | | | | | | | | | 172 | A Columbia | 67 75 | |
| | | | | | | | | | 173 | A Providence | 85 92 | |
| | | | | | | | | | 176 | A Siena | 63 71 | |
| | | | | | | | | | 179 | A Brown | 67 62 | |
| | | | | | | | | | 194 | A American | 57 68 | |
| | | | | | | | | | 194 | H American | 62 73 | |
| | | | | | | | | | 197 | H Towson | 76 71 | |
| | | | | | | | | | 239 | A St. Bonaventure | 57 70 | |
| | | | | | | | | | 245 | A Boston U. | 51 65 | |
| | | | | | | | | | 245 | H Boston U. | 96 87 | |
| | | | | | | | | | 279 | A Loyola Maryland | 77 87 | |
| | | | | | | | | | 279 | H Loyola Maryland | 76 62 | |
| | | | | | | | | | 295 | H Lehigh | 75 70 | |
| | | | | | | | | | 297 | A Holy Cross | 62 54 | |
| | | | | | | | | | 297 | H Holy Cross | 70 52 | |
| | | | | | | | | | 314 | A Lafayette | 85 90 | |
| | | | | | | | | | 314 | H Lafayette | 76 69 | |
| | | | | | | | | | 332 | H LIU Brooklyn | 76 61 | |
| | | | | | | | | | 343 | A UMass Lowell | 77 82 | |
| LAST 12 Division I GAMES: | | | | | | | | | | | | |
| | | | 314 | A Lafayette | 85 90 | | 129 | A Navy | 69 61 | | | |
| | | | 295 | H Lehigh | 75 70 | | 297 | H Holy Cross | 70 52 | | | |
| | | | 279 | H Loyola Maryland | 76 62 | | 194 | H American | 62 73 | | | |
| | | | 245 | A Boston U. | 51 65 | | 279 | A Loyola Maryland | 77 87 | | | |
| | | | 61 | H Bucknell | 49 79 | | 245 | H Boston U. | 96 87 | | | |
| | | | 147 | A Army West Point | 47 57 | | 61 | A Bucknell | 56 79 | | | |

Non-Div I Games:

Colgate

■ Loss,
 ■ Non-Conf,
 ■ S Site,
 ■ H Home
 ■ A Away
 N Neutral

Colorado

Through Games Of Feb. 25, 2017

| Average RPI Win: | 161 | WON-LOST | WINNING | LAST 10 | STRENGTH OF | OPP. STRENGTH | TEAM | ADJ. | CONF. | ADJ CONF. |
|-------------------|----------|-----------|----------------|------------|-------------|---------------|------|------|-------|-----------|
| Average RPI Loss: | 37 | RECORD | PCT. RANK | GAMES | SCHEDULE | OF SCHEDULE | RPI | RPI | RPI | RPI |
| DIV. I ONLY | 15- 14 | 170 | 4- 6 | 49 | 19 | 87 | 87 | 1 | 1 | |
| DIV. I NON-CONF. | 10- 1 | 15 | 0- 0 | 230 | 216 | 74 | 74 | 1 | 1 | |
| TOTALS | RPI 1-25 | RPI 26-50 | W-L RECORDS | RPI 51-100 | RPI 101-150 | RPI 150+ | | | | |
| 15- 14 | 1- 7 | 2- 2 | OVERALL | 3- 3 | 3- 2 | 6- 0 | | | | |
| 11- 6 | 1- 3 | 2- 1 | HOME | 2- 1 | 2- 1 | 4- 0 | | | | |
| 4- 8 | 0- 4 | 0- 1 | AWAY | 1- 2 | 1- 1 | 2- 0 | | | | |
| 0- 0 | 0- 0 | 0- 0 | NEUTRAL | 0- 0 | 0- 0 | 0- 0 | | | | |
| 10- 1 | 1- 0 | 1- 0 | NON-CONFERENCE | 1- 0 | 1- 1 | 6- 0 | | | | |
| 7- 1 | 1- 0 | 1- 0 | HOME | 1- 0 | 0- 1 | 4- 0 | | | | |
| 3- 0 | 0- 0 | 0- 0 | AWAY | 0- 0 | 1- 0 | 2- 0 | | | | |
| 0- 0 | 0- 0 | 0- 0 | NEUTRAL | 0- 0 | 0- 0 | 0- 0 | | | | |
| 5- 13 | 0- 7 | 1- 2 | CONFERENCE | 2- 3 | 2- 1 | 0- 0 | | | | |
| 4- 5 | 0- 3 | 1- 1 | HOME | 1- 1 | 2- 0 | 0- 0 | | | | |
| 1- 8 | 0- 4 | 0- 1 | AWAY | 1- 2 | 0- 1 | 0- 0 | | | | |
| 0- 0 | 0- 0 | 0- 0 | NEUTRAL | 0- 0 | 0- 0 | 0- 0 | | | | |

| RPI S Opponent Score | RPI S Opponent Score | RPI S Opponent Score | RPI S Opponent Score |
|----------------------------|----------------------------|--------------------------------|----------------------------------|
| 5 A Oregon St. 57 81 | 28 H Arizona St. 52 71 | 58 A California 64 59 | 102 A Washington St. 56 67 |
| 5 H Oregon St. 49 54 | 37 A Oregon 66 71 | 58 H California 53 65 | 102 H Washington St. 70 58 |
| 7 A Washington 46 79 | 37 H Oregon 76 66 | 67 A Southern California 54 79 | 105 H Wyoming 75 82 |
| 7 H Washington 75 79 | 49 H Colorado St. 74 56 | 70 A Utah 53 58 | 125 H Arizona 65 56 |
| 9 A Stanford 51 64 | | 70 H Utah 54 49 | 128 A Northern Colo. 83 62 |
| 9 H Stanford 70 84 | | 93 H SMU 67 50 | 161 H Idaho St. 85 56 |
| 11 A UCLA 74 87 | | | 294 A North Dakota St. 76 59 |
| 14 H Kentucky 79 69 | | | 316 A Mississippi Val. 76 64 |
| | | | 320 H Air Force 95 68 |
| | | | 326 H St. Francis Brooklyn 81 54 |
| | | | 327 H Southeastern La. 112 54 |
| LAST 12 Division I GAMES: | | | |
| 102 A Washington St. 56 67 | 7 H Washington 75 79 | | |
| 7 A Washington 46 79 | 102 H Washington St. 70 58 | | |
| 37 H Oregon 76 66 | 70 A Utah 53 58 | | |
| 5 H Oregon St. 49 54 | 70 H Utah 54 49 | | |
| 58 A California 64 59 | 5 A Oregon St. 57 81 | | |
| 9 A Stanford 51 64 | 37 A Oregon 66 71 | | |

Non-Div I Games:

Colorado

Loss, Non-Conf, S Site, H Home A Away N Neutral

| | | | | | | | | | | |
|-------------------|----------|-----------|----------------|------------|-------------|---------------|------|------|-------|-----------|
| Average RPI Win: | 195 | WON-LOST | WINNING | LAST 10 | STRENGTH OF | OPP. STRENGTH | TEAM | ADJ. | CONF. | ADJ CONF. |
| Average RPI Loss: | 94 | RECORD | PCT. RANK | GAMES | SCHEDULE | OF SCHEDULE | RPI | RPI | RPI | RPI |
| DIV. I ONLY | 20- 6 | 34 | 9- 1 | 154 | 106 | 49 | 49 | 13 | 13 | |
| DIV. I NON-CONF. | 6- 4 | 127 | 0- 0 | 255 | 54 | 140 | 140 | 15 | 15 | |
| TOTALS | RPI 1-25 | RPI 26-50 | W-L RECORDS | RPI 51-100 | RPI 101-150 | RPI 150+ | | | | |
| 20- 6 | 0- 2 | 0- 0 | OVERALL | 3- 2 | 4- 0 | 13- 2 | | | | |
| 12- 1 | 0- 0 | 0- 0 | HOME | 1- 1 | 3- 0 | 8- 0 | | | | |
| 8- 5 | 0- 1 | 0- 0 | AWAY | 2- 1 | 1- 0 | 5- 1 | | | | |
| 0- 0 | 0- 0 | 0- 0 | NEUTRAL | 0- 0 | 0- 0 | 0- 0 | | | | |
| 6- 4 | 0- 2 | 0- 0 | NON-CONFERENCE | 0- 1 | 1- 0 | 5- 1 | | | | |
| 5- 0 | 0- 0 | 0- 0 | HOME | 0- 0 | 1- 0 | 4- 0 | | | | |
| 1- 4 | 0- 2 | 0- 0 | AWAY | 0- 1 | 0- 0 | 1- 1 | | | | |
| 0- 0 | 0- 0 | 0- 0 | NEUTRAL | 0- 0 | 0- 0 | 0- 0 | | | | |
| 14- 2 | 0- 0 | 0- 0 | CONFERENCE | 3- 1 | 3- 0 | 8- 1 | | | | |
| 7- 1 | 0- 0 | 0- 0 | HOME | 1- 1 | 2- 0 | 4- 0 | | | | |
| 7- 1 | 0- 0 | 0- 0 | AWAY | 2- 0 | 1- 0 | 4- 1 | | | | |
| 0- 0 | 0- 0 | 0- 0 | NEUTRAL | 0- 0 | 0- 0 | 0- 0 | | | | |

| RPI 1-25 | | | | RPI 26-50 | | | | Team's RPI: 49 | | | | RPI 51-100 | | | | RPI 101+ | | | |
|---------------------------|---|---------------|--------|-----------|---|---------------|-------|----------------|--|--|--|------------|---|-----------|-------|----------|---|------------------|-------|
| RPI | S | Opponent | Score | RPI | S | Opponent | Score | | | | | RPI | S | Opponent | Score | RPI | S | Opponent | Score |
| 7 | A | Washington | 68 101 | | | | | | | | | 69 | A | Boise St. | 60 53 | 105 | H | Wyoming | 61 54 |
| 15 | A | Oklahoma | 55 70 | | | | | | | | | 69 | H | Boise St. | 45 51 | 128 | H | Northern Colo. | 58 47 |
| | | | | | | | | | | | | 87 | A | Colorado | 56 74 | 142 | A | New Mexico | 78 63 |
| | | | | | | | | | | | | 91 | A | UNLV | 57 37 | 142 | H | New Mexico | 58 55 |
| | | | | | | | | | | | | 91 | H | UNLV | 44 41 | 157 | H | Omaha | 69 42 |
| | | | | | | | | | | | | | | | | 174 | A | Fresno St. | 66 64 |
| | | | | | | | | | | | | | | | | 174 | H | Fresno St. | 73 56 |
| | | | | | | | | | | | | | | | | 187 | A | Nebraska | 59 62 |
| | | | | | | | | | | | | | | | | 198 | A | San Jose St. | 68 56 |
| | | | | | | | | | | | | | | | | 198 | H | San Jose St. | 70 67 |
| | | | | | | | | | | | | | | | | 200 | A | Utah St. | 48 55 |
| | | | | | | | | | | | | | | | | 200 | H | Utah St. | 74 43 |
| | | | | | | | | | | | | | | | | 216 | H | Seattle U | 66 62 |
| | | | | | | | | | | | | | | | | 268 | A | San Diego St. | 80 46 |
| | | | | | | | | | | | | | | | | 268 | H | San Diego St. | 60 43 |
| | | | | | | | | | | | | | | | | 310 | H | Denver | 76 49 |
| | | | | | | | | | | | | | | | | 320 | A | Air Force | 72 35 |
| | | | | | | | | | | | | | | | | 327 | H | Southeastern La. | 77 31 |
| | | | | | | | | | | | | | | | | 328 | A | Montana | 63 49 |
| LAST 12 Division I GAMES: | | | | | | | | | | | | | | | | | | | |
| 268 | A | San Diego St. | 80 46 | 69 | A | Boise St. | 60 53 | | | | | | | | | | | | |
| 142 | H | New Mexico | 58 55 | 268 | H | San Diego St. | 60 43 | | | | | | | | | | | | |
| 105 | H | Wyoming | 61 54 | 198 | A | San Jose St. | 68 56 | | | | | | | | | | | | |
| 174 | A | Fresno St. | 66 64 | 200 | H | Utah St. | 74 43 | | | | | | | | | | | | |
| 200 | A | Utah St. | 48 55 | 174 | H | Fresno St. | 73 56 | | | | | | | | | | | | |
| 91 | H | UNLV | 44 41 | 142 | A | New Mexico | 78 63 | | | | | | | | | | | | |

Non-Div I Games: N.M. Highlands 96 31 Adams St. 76 29

Colorado St.

Loss, Non-Conf, S Site, H Home A Away N Neutral

| | | | | | | | | | | |
|-------------------|----------|-----------|----------------|------------|-------------|---------------|------|------|-------|-----------|
| Average RPI Win: | 254 | WON-LOST | WINNING | LAST 10 | STRENGTH OF | OPP. STRENGTH | TEAM | ADJ. | CONF. | ADJ CONF. |
| Average RPI Loss: | 119 | RECORD | PCT. RANK | GAMES | SCHEDULE | OF SCHEDULE | RPI | RPI | RPI | RPI |
| DIV. I ONLY | 13- 12 | 163 | 3- 7 | 231 | 199 | 172 | 172 | 8 | 8 | |
| DIV. I NON-CONF. | 10- 3 | 54 | 0- 0 | 337 | 339 | 170 | 170 | 9 | 9 | |
| TOTALS | RPI 1-25 | RPI 26-50 | W-L RECORDS | RPI 51-100 | RPI 101-150 | RPI 150+ | | | | |
| 13- 12 | 0- 0 | 0- 2 | OVERALL | 0- 2 | 1- 5 | 12- 3 | | | | |
| 5- 5 | 0- 0 | 0- 1 | HOME | 0- 1 | 0- 2 | 5- 1 | | | | |
| 8- 7 | 0- 0 | 0- 1 | AWAY | 0- 1 | 1- 3 | 7- 2 | | | | |
| 0- 0 | 0- 0 | 0- 0 | NEUTRAL | 0- 0 | 0- 0 | 0- 0 | | | | |
| 10- 3 | 0- 0 | 0- 0 | NON-CONFERENCE | 0- 0 | 0- 1 | 10- 2 | | | | |
| 4- 1 | 0- 0 | 0- 0 | HOME | 0- 0 | 0- 0 | 4- 1 | | | | |
| 6- 2 | 0- 0 | 0- 0 | AWAY | 0- 0 | 0- 1 | 6- 1 | | | | |
| 0- 0 | 0- 0 | 0- 0 | NEUTRAL | 0- 0 | 0- 0 | 0- 0 | | | | |
| 3- 9 | 0- 0 | 0- 2 | CONFERENCE | 0- 2 | 1- 4 | 2- 1 | | | | |
| 1- 4 | 0- 0 | 0- 1 | HOME | 0- 1 | 0- 2 | 1- 0 | | | | |
| 2- 5 | 0- 0 | 0- 1 | AWAY | 0- 1 | 1- 2 | 1- 1 | | | | |
| 0- 0 | 0- 0 | 0- 0 | NEUTRAL | 0- 0 | 0- 0 | 0- 0 | | | | |

| RPI 1-25 | | | | RPI 26-50 | | | | RPI 51-100 | | | | RPI 101+ | | | | Team's RPI: 172 | |
|---------------------------|---|----------|-------|-----------|---|-----------|-------|------------|---|-----------|-------|----------|---|--------------------|-------|-----------------|--|
| RPI | S | Opponent | Score | RPI | S | Opponent | Score | RPI | S | Opponent | Score | RPI | S | Opponent | Score | | |
| | | | | 30 | A | Harvard | 68 70 | 74 | A | Penn | 59 68 | 112 | A | Cornell | 70 77 | | |
| | | | | 30 | H | Harvard | 55 58 | 74 | H | Penn | 54 64 | 112 | H | Cornell | 55 69 | | |
| | | | | | | | | | | | | 121 | A | Long Beach St. | 60 73 | | |
| | | | | | | | | | | | | 122 | A | Princeton | 54 78 | | |
| | | | | | | | | | | | | 122 | H | Princeton | 52 62 | | |
| | | | | | | | | | | | | 132 | A | Yale | 72 68 | | |
| | | | | | | | | | | | | 173 | H | Providence | 66 64 | | |
| | | | | | | | | | | | | 179 | A | Brown | 60 69 | | |
| | | | | | | | | | | | | 206 | A | Binghamton | 75 65 | | |
| | | | | | | | | | | | | 207 | H | UMBC | 56 67 | | |
| | | | | | | | | | | | | 223 | A | Dartmouth | 91 88 | | |
| | | | | | | | | | | | | 223 | H | Dartmouth | 69 48 | | |
| | | | | | | | | | | | | 225 | A | Richmond | 65 58 | | |
| | | | | | | | | | | | | 238 | A | Saint Francis (PA) | 84 77 | | |
| | | | | | | | | | | | | 248 | A | Stony Brook | 53 55 | | |
| | | | | | | | | | | | | 270 | H | Colgate | 75 67 | | |
| | | | | | | | | | | | | 279 | A | Loyola Maryland | 65 53 | | |
| | | | | | | | | | | | | 313 | A | NJIT | 65 51 | | |
| | | | | | | | | | | | | 332 | H | LIU Brooklyn | 66 57 | | |
| | | | | | | | | | | | | 343 | H | UMass Lowell | 76 57 | | |
| | | | | | | | | | | | | 346 | A | Cal St. Fullerton | 61 46 | | |
| LAST 12 Division I GAMES: | | | | | | | | | | | | | | | | | |
| | | | | 74 | A | Penn | 59 68 | 179 | A | Brown | 60 69 | | | | | | |
| | | | | 122 | A | Princeton | 54 78 | 132 | A | Yale | 72 68 | | | | | | |
| | | | | 223 | H | Dartmouth | 69 48 | 30 | A | Harvard | 68 70 | | | | | | |
| | | | | 30 | H | Harvard | 55 58 | 223 | A | Dartmouth | 91 88 | | | | | | |
| | | | | 122 | H | Princeton | 52 62 | 112 | H | Cornell | 55 69 | | | | | | |
| | | | | 74 | H | Penn | 54 64 | 112 | A | Cornell | 70 77 | | | | | | |

Non-Div I Games:

Columbia

■ Loss,
 ■ Non-Conf, S Site,
 ■ Home
 ■ Away
 N Neutral

| | | | | | | | | | | |
|-------------------|----------|-----------|----------------|------------|-------------|---------------|------|------|-------|-----------|
| Average RPI Win: | 316 | WON-LOST | WINNING | LAST 10 | STRENGTH OF | OPP. STRENGTH | TEAM | ADJ. | CONF. | ADJ CONF. |
| Average RPI Loss: | 157 | RECORD | PCT. RANK | GAMES | SCHEDULE | OF SCHEDULE | RPI | RPI | RPI | RPI |
| DIV. I ONLY | 8- 18 | 274 | 5- 5 | 241 | 311 | 272 | 272 | 32 | 32 | |
| DIV. I NON-CONF. | 0- 12 | 335 | 0- 0 | 51 | 71 | 296 | 296 | 31 | 31 | |
| TOTALS | RPI 1-25 | RPI 26-50 | W-L RECORDS | RPI 51-100 | RPI 101-150 | RPI 150+ | | | | |
| 8- 18 | 0- 1 | 0- 3 | OVERALL | 0- 2 | 0- 2 | 8- 10 | | | | |
| 4- 4 | 0- 0 | 0- 0 | HOME | 0- 1 | 0- 0 | 4- 3 | | | | |
| 4- 13 | 0- 1 | 0- 3 | AWAY | 0- 1 | 0- 2 | 4- 6 | | | | |
| 0- 1 | 0- 0 | 0- 0 | NEUTRAL | 0- 0 | 0- 0 | 0- 1 | | | | |
| 0- 12 | 0- 1 | 0- 3 | NON-CONFERENCE | 0- 2 | 0- 2 | 0- 4 | | | | |
| 0- 1 | 0- 0 | 0- 0 | HOME | 0- 1 | 0- 0 | 0- 0 | | | | |
| 0- 10 | 0- 1 | 0- 3 | AWAY | 0- 1 | 0- 2 | 0- 3 | | | | |
| 0- 1 | 0- 0 | 0- 0 | NEUTRAL | 0- 0 | 0- 0 | 0- 1 | | | | |
| 8- 6 | 0- 0 | 0- 0 | CONFERENCE | 0- 0 | 0- 0 | 8- 6 | | | | |
| 4- 3 | 0- 0 | 0- 0 | HOME | 0- 0 | 0- 0 | 4- 3 | | | | |
| 4- 3 | 0- 0 | 0- 0 | AWAY | 0- 0 | 0- 0 | 4- 3 | | | | |
| 0- 0 | 0- 0 | 0- 0 | NEUTRAL | 0- 0 | 0- 0 | 0- 0 | | | | |

| RPI 1-25 | | | RPI 26-50 | | | RPI 51-100 | | | RPI 101+ | | | Team's RPI: 272 |
|---------------------------|---|--------------------|-----------|-----|---|-------------------|--------|-----|----------|---------------|-------|--------------------------------|
| RPI | S | Opponent | Score | RPI | S | Opponent | Score | RPI | S | Opponent | Score | |
| 16 | A | Miami (FL) | 35 75 | 31 | A | Syracuse | 30 76 | 59 | A | West Virginia | 39 69 | 111 A North Carolina 55 90 |
| | | | | 47 | A | Virginia | 40 103 | 97 | H | SFA | 57 72 | 138 A VCU 44 73 |
| | | | | 48 | A | George Washington | 46 77 | | | | | 185 A Bethune-Cookman 52 71 |
| | | | | | | | | | | | | 185 H Bethune-Cookman 56 76 |
| | | | | | | | | | | | | 186 A Hampton 54 78 |
| | | | | | | | | | | | | 195 N ETSU 58 70 |
| | | | | | | | | | | | | 197 A Towson 65 69 |
| | | | | | | | | | | | | 207 A UMBC 63 73 |
| | | | | | | | | | | | | 231 A Howard 58 66 |
| | | | | | | | | | | | | 249 A UMES 55 49 |
| | | | | | | | | | | | | 277 H Norfolk St. 45 49 |
| | | | | | | | | | | | | 281 H N.C. A&T 65 57 |
| | | | | | | | | | | | | 282 A Mt. St. Mary's 48 54 |
| | | | | | | | | | | | | 290 A Savannah St. 59 47 |
| | | | | | | | | | | | | 330 A Florida A&M 70 62 |
| | | | | | | | | | | | | 333 H Morgan St. 61 45 |
| | | | | | | | | | | | | 342 H N.C. Central 46 58 |
| | | | | | | | | | | | | 347 A South Carolina St. 66 63 |
| | | | | | | | | | | | | 347 H South Carolina St. 70 54 |
| | | | | | | | | | | | | 348 H Delaware St. 77 64 |
| LAST 12 Division I GAMES: | | | | | | | | | | | | |
| 290 | A | Savannah St. | 59 47 | 186 | A | Hampton | 54 78 | | | | | |
| 347 | A | South Carolina St. | 66 63 | 333 | H | Morgan St. | 61 45 | | | | | |
| 348 | H | Delaware St. | 77 64 | 277 | H | Norfolk St. | 45 49 | | | | | |
| 185 | H | Bethune-Cookman | 56 76 | 231 | A | Howard | 58 66 | | | | | |
| 342 | H | N.C. Central | 46 58 | 281 | H | N.C. A&T | 65 57 | | | | | |
| 249 | A | UMES | 55 49 | 185 | A | Bethune-Cookman | 52 71 | | | | | |

Non-Div I Games:

Coppin St.

■ Loss,
 ■ Non-Conf,
 ■ S Site,
 ■ Home
 ■ A Away
 N Neutral

| | | | | | | | | | |
|------------------------------|----------|-----------|----------------|-------------|---------------|----------|------|-------|-----------|
| Average RPI Win: 205 | WON-LOST | WINNING | LAST 10 | STRENGTH OF | OPP. STRENGTH | TEAM | ADJ. | CONF. | ADJ CONF. |
| Average RPI Loss: 135 | RECORD | PCT. RANK | GAMES | SCHEDULE | OF SCHEDULE | RPI | RPI | RPI | RPI |
| DIV. I ONLY | 15- 10 | 119 | 4- 6 | 137 | 194 | 112 | 112 | 8 | 8 |
| DIV. I NON-CONF. | 9- 4 | 85 | 0- 0 | 265 | 320 | 131 | 131 | 9 | 9 |
| TOTALS | RPI 1-25 | RPI 26-50 | W-L RECORDS | RPI 51-100 | RPI 101-150 | RPI 150+ | | | |
| 15- 10 | 0- 0 | 1- 1 | OVERALL | 1- 3 | 2- 2 | 11- 4 | | | |
| 7- 3 | 0- 0 | 1- 0 | HOME | 1- 2 | 0- 1 | 5- 0 | | | |
| 8- 7 | 0- 0 | 0- 1 | AWAY | 0- 1 | 2- 1 | 6- 4 | | | |
| 0- 0 | 0- 0 | 0- 0 | NEUTRAL | 0- 0 | 0- 0 | 0- 0 | | | |
| 9- 4 | 0- 0 | 0- 0 | NON-CONFERENCE | 1- 1 | 0- 1 | 8- 2 | | | |
| 4- 1 | 0- 0 | 0- 0 | HOME | 1- 1 | 0- 0 | 3- 0 | | | |
| 5- 3 | 0- 0 | 0- 0 | AWAY | 0- 0 | 0- 1 | 5- 2 | | | |
| 0- 0 | 0- 0 | 0- 0 | NEUTRAL | 0- 0 | 0- 0 | 0- 0 | | | |
| 6- 6 | 0- 0 | 1- 1 | CONFERENCE | 0- 2 | 2- 1 | 3- 2 | | | |
| 3- 2 | 0- 0 | 1- 0 | HOME | 0- 1 | 0- 1 | 2- 0 | | | |
| 3- 4 | 0- 0 | 0- 1 | AWAY | 0- 1 | 2- 0 | 1- 2 | | | |
| 0- 0 | 0- 0 | 0- 0 | NEUTRAL | 0- 0 | 0- 0 | 0- 0 | | | |

| RPI | S | Opponent | Score | RPI | S | Opponent | Score | RPI | S | Opponent | Score | RPI | S | Opponent | Score | Team's RPI: 112 |
|---------------------------|---|-----------|--------------|-----|---|---------------|--------------|-----|---|--------------------|--------------|-----|---|----------|-------|-----------------|
| 30 | A | Harvard | 59 62 | 64 | H | Drexel | 53 63 | 122 | A | Princeton | 55 44 | | | | | |
| 30 | H | Harvard | 57 52 | 74 | A | Penn | 34 47 | 122 | H | Princeton | 54 58 | | | | | |
| | | | | 74 | H | Penn | 55 61 | 132 | A | Yale | 76 63 | | | | | |
| | | | | 76 | H | New Hampshire | 61 56 | 141 | A | Pittsburgh | 44 56 | | | | | |
| | | | | | | | | 172 | A | Columbia | 69 55 | | | | | |
| | | | | | | | | 172 | H | Columbia | 77 70 | | | | | |
| | | | | | | | | 179 | A | Brown | 67 72 | | | | | |
| | | | | | | | | 197 | A | Towson | 63 68 | | | | | |
| | | | | | | | | 206 | A | Binghamton | 54 51 | | | | | |
| | | | | | | | | 223 | A | Dartmouth | 74 84 | | | | | |
| | | | | | | | | 223 | H | Dartmouth | 72 57 | | | | | |
| | | | | | | | | 231 | H | Howard | 67 55 | | | | | |
| | | | | | | | | 238 | A | Saint Francis (PA) | 78 72 | | | | | |
| | | | | | | | | 248 | A | Stony Brook | 65 66 | | | | | |
| | | | | | | | | 258 | H | Canisius | 60 43 | | | | | |
| | | | | | | | | 270 | A | Colgate | 70 57 | | | | | |
| | | | | | | | | 279 | H | Loyola Maryland | 58 50 | | | | | |
| | | | | | | | | 312 | A | Youngstown St. | 80 75 | | | | | |
| | | | | | | | | 348 | A | Delaware St. | 72 51 | | | | | |
| LAST 12 Division I GAMES: | | | | | | | | | | | | | | | | |
| 122 | A | Princeton | 55 44 | 132 | A | Yale | 76 63 | | | | | | | | | |
| 74 | A | Penn | 34 47 | 179 | A | Brown | 67 72 | | | | | | | | | |
| 30 | H | Harvard | 57 52 | 223 | A | Dartmouth | 74 84 | | | | | | | | | |
| 223 | H | Dartmouth | 72 57 | 30 | A | Harvard | 59 62 | | | | | | | | | |
| 74 | H | Penn | 55 61 | 172 | A | Columbia | 69 55 | | | | | | | | | |
| 122 | H | Princeton | 54 58 | 172 | H | Columbia | 77 70 | | | | | | | | | |

Non-Div I Games:

Cornell

■ Loss,
 ■ Non-Conf,
 ■ S Site,
 ■ H Home
 ■ A Away
 N Neutral

| | | | | | | | | | |
|-----------------------------|----------|-----------|----------------|-------------|---------------|----------|------|-------|-----------|
| Average RPI Win: 127 | WON-LOST | WINNING | LAST 10 | STRENGTH OF | OPP. STRENGTH | TEAM | ADJ. | CONF. | ADJ CONF. |
| Average RPI Loss: 58 | RECORD | PCT. RANK | GAMES | SCHEDULE | OF SCHEDULE | RPI | RPI | RPI | RPI |
| DIV. I ONLY | 21- 6 | 30 | 9- 1 | 52 | 56 | 18 | 18 | 7 | 7 |
| DIV. I NON-CONF. | 6- 4 | 127 | 0- 0 | 62 | 22 | 62 | 62 | 7 | 7 |
| TOTALS | RPI 1-25 | RPI 26-50 | W-L RECORDS | RPI 51-100 | RPI 101-150 | RPI 150+ | | | |
| 21- 6 | 0- 3 | 4- 1 | OVERALL | 6- 1 | 0- 0 | 11- 1 | | | |
| 12- 1 | 0- 1 | 2- 0 | HOME | 3- 0 | 0- 0 | 7- 0 | | | |
| 8- 4 | 0- 1 | 1- 1 | AWAY | 3- 1 | 0- 0 | 4- 1 | | | |
| 1- 1 | 0- 1 | 1- 0 | NEUTRAL | 0- 0 | 0- 0 | 0- 0 | | | |
| 6- 4 | 0- 1 | 2- 1 | NON-CONFERENCE | 0- 1 | 0- 0 | 4- 1 | | | |
| 4- 0 | 0- 0 | 1- 0 | HOME | 0- 0 | 0- 0 | 3- 0 | | | |
| 1- 3 | 0- 0 | 0- 1 | AWAY | 0- 1 | 0- 0 | 1- 1 | | | |
| 1- 1 | 0- 1 | 1- 0 | NEUTRAL | 0- 0 | 0- 0 | 0- 0 | | | |
| 15- 2 | 0- 2 | 2- 0 | CONFERENCE | 6- 0 | 0- 0 | 7- 0 | | | |
| 8- 1 | 0- 1 | 1- 0 | HOME | 3- 0 | 0- 0 | 4- 0 | | | |
| 7- 1 | 0- 1 | 1- 0 | AWAY | 3- 0 | 0- 0 | 3- 0 | | | |
| 0- 0 | 0- 0 | 0- 0 | NEUTRAL | 0- 0 | 0- 0 | 0- 0 | | | |

| RPI S | Opponent | Score | RPI S | Opponent | Score | RPI S | Opponent | Score | RPI S | Opponent | Score |
|---------------------------|-----------------|-------|-------|------------------|-------|-------|-----------------|-------|-------|-------------|-------|
| 17 A | DePaul | 65 79 | 29 H | Drake | 80 77 | 56 A | Villanova | 47 44 | 157 H | Omaha | 82 45 |
| 17 H | DePaul | 56 60 | 34 A | South Dakota St. | 56 63 | 56 H | Villanova | 60 46 | 170 H | Kansas | 69 49 |
| 22 N | Missouri | 63 72 | 36 A | Marquette | 83 63 | 57 A | UNI | 49 50 | 173 A | Providence | 58 51 |
| | | | 36 H | Marquette | 80 77 | 66 A | Georgetown | 67 59 | 173 H | Providence | 88 57 |
| | | | 45 N | Dayton | 56 53 | 66 H | Georgetown | 70 68 | 187 H | Nebraska | 80 64 |
| | | | | | | 68 A | St. John's (NY) | 55 43 | 188 A | Xavier | 67 57 |
| | | | | | | 68 H | St. John's (NY) | 67 60 | 188 H | Xavier | 63 52 |
| | | | | | | | | | 199 A | Wichita St. | 54 62 |
| | | | | | | | | | 208 A | Seton Hall | 70 60 |
| | | | | | | | | | 208 H | Seton Hall | 61 44 |
| | | | | | | | | | 218 A | Marist | 72 50 |
| | | | | | | | | | 263 H | Butler | 67 52 |
| LAST 12 Division I GAMES: | | | | | | | | | | | |
| 188 A | Xavier | 67 57 | 36 H | Marquette | 80 77 | | | | | | |
| 68 H | St. John's (NY) | 67 60 | 17 H | DePaul | 56 60 | | | | | | |
| 208 H | Seton Hall | 61 44 | 208 A | Seton Hall | 70 60 | | | | | | |
| 173 H | Providence | 88 57 | 68 A | St. John's (NY) | 55 43 | | | | | | |
| 66 A | Georgetown | 67 59 | 173 A | Providence | 58 51 | | | | | | |
| 56 A | Villanova | 47 44 | 56 H | Villanova | 60 46 | | | | | | |

Non-Div I Games:

Creighton

| | | | | | | | | | | |
|-------------------|----------|-----------|----------------|------------|-------------|---------------|------|------|-------|-----------|
| Average RPI Win: | 226 | WON-LOST | WINNING | LAST 10 | STRENGTH OF | OPP. STRENGTH | TEAM | ADJ. | CONF. | ADJ CONF. |
| Average RPI Loss: | 136 | RECORD | PCT. RANK | GAMES | SCHEDULE | OF SCHEDULE | RPI | RPI | RPI | RPI |
| DIV. I ONLY | 7- 18 | 289 | 2- 8 | 96 | 195 | 223 | 223 | 8 | 8 | |
| DIV. I NON-CONF. | 5- 8 | 218 | 0- 0 | 224 | 296 | 227 | 227 | 9 | 9 | |
| TOTALS | RPI 1-25 | RPI 26-50 | W-L RECORDS | RPI 51-100 | RPI 101-150 | RPI 150+ | | | | |
| 7- 18 | 0- 0 | 0- 2 | OVERALL | 0- 2 | 2- 8 | 5- 6 | | | | |
| 4- 6 | 0- 0 | 0- 1 | HOME | 0- 0 | 2- 2 | 2- 3 | | | | |
| 3- 12 | 0- 0 | 0- 1 | AWAY | 0- 2 | 0- 6 | 3- 3 | | | | |
| 0- 0 | 0- 0 | 0- 0 | NEUTRAL | 0- 0 | 0- 0 | 0- 0 | | | | |
| 5- 8 | 0- 0 | 0- 0 | NON-CONFERENCE | 0- 1 | 1- 4 | 4- 3 | | | | |
| 3- 2 | 0- 0 | 0- 0 | HOME | 0- 0 | 1- 1 | 2- 1 | | | | |
| 2- 6 | 0- 0 | 0- 0 | AWAY | 0- 1 | 0- 3 | 2- 2 | | | | |
| 0- 0 | 0- 0 | 0- 0 | NEUTRAL | 0- 0 | 0- 0 | 0- 0 | | | | |
| 2- 10 | 0- 0 | 0- 2 | CONFERENCE | 0- 1 | 1- 4 | 1- 3 | | | | |
| 1- 4 | 0- 0 | 0- 1 | HOME | 0- 0 | 1- 1 | 0- 2 | | | | |
| 1- 6 | 0- 0 | 0- 1 | AWAY | 0- 1 | 0- 3 | 1- 1 | | | | |
| 0- 0 | 0- 0 | 0- 0 | NEUTRAL | 0- 0 | 0- 0 | 0- 0 | | | | |

| RPI 1-25 | | | | RPI 26-50 | | | | RPI 51-100 | | | | RPI 101+ | | | | Team's RPI: 223 | |
|---------------------------|---|----------|-------|-----------|---|----------|-------|------------|---|---------------|-------|----------|---|-------------------|-------|-----------------|--|
| RPI | S | Opponent | Score | RPI | S | Opponent | Score | RPI | S | Opponent | Score | RPI | S | Opponent | Score | | |
| | | | | 30 | A | Harvard | 65 70 | 74 | A | Penn | 38 68 | 112 | A | Cornell | 57 72 | | |
| | | | | 30 | H | Harvard | 61 70 | 76 | A | New Hampshire | 47 64 | 112 | H | Cornell | 84 74 | | |
| | | | | | | | | | | | | 119 | A | Old Dominion | 56 82 | | |
| | | | | | | | | | | | | 122 | A | Princeton | 55 85 | | |
| | | | | | | | | | | | | 132 | A | Yale | 44 58 | | |
| | | | | | | | | | | | | 132 | H | Yale | 50 57 | | |
| | | | | | | | | | | | | 133 | H | Albany (NY) | 69 61 | | |
| | | | | | | | | | | | | 137 | A | Maine | 55 60 | | |
| | | | | | | | | | | | | 147 | H | Army West Point | 60 68 | | |
| | | | | | | | | | | | | 149 | A | William & Mary | 50 63 | | |
| | | | | | | | | | | | | 163 | A | Boston College | 53 65 | | |
| | | | | | | | | | | | | 172 | A | Columbia | 48 69 | | |
| | | | | | | | | | | | | 172 | H | Columbia | 88 91 | | |
| | | | | | | | | | | | | 179 | A | Brown | 92 88 | | |
| | | | | | | | | | | | | 179 | H | Brown | 62 65 | | |
| | | | | | | | | | | | | 218 | H | Marist | 61 66 | | |
| | | | | | | | | | | | | 245 | A | Boston U. | 61 49 | | |
| | | | | | | | | | | | | 284 | A | Vermont | 54 59 | | |
| | | | | | | | | | | | | 297 | H | Holy Cross | 53 49 | | |
| | | | | | | | | | | | | 300 | A | Rhode Island | 62 52 | | |
| | | | | | | | | | | | | 318 | H | Central Conn. St. | 61 51 | | |
| LAST 12 Division I GAMES: | | | | | | | | | | | | | | | | | |
| | | | | 132 | A | Yale | 44 58 | 74 | A | Penn | 38 68 | | | | | | |
| | | | | 179 | A | Brown | 92 88 | 122 | A | Princeton | 55 85 | | | | | | |
| | | | | 172 | A | Columbia | 48 69 | 112 | H | Cornell | 84 74 | | | | | | |
| | | | | 112 | A | Cornell | 57 72 | 172 | H | Columbia | 88 91 | | | | | | |
| | | | | 179 | H | Brown | 62 65 | 30 | H | Harvard | 61 70 | | | | | | |
| | | | | 132 | H | Yale | 50 57 | 30 | A | Harvard | 65 70 | | | | | | |

Non-Div I Games:

Dartmouth

■ Loss,
 ■ Non-Conf,
 ■ S Site,
 ■ H Home
 ■ A Away
 N Neutral

| | | | | | | | | | |
|------------------------------|----------|-----------|----------------|-------------|---------------|----------|------|-------|-----------|
| Average RPI Win: 233 | WON-LOST | WINNING | LAST 10 | STRENGTH OF | OPP. STRENGTH | TEAM | ADJ. | CONF. | ADJ CONF. |
| Average RPI Loss: 143 | RECORD | PCT. RANK | GAMES | SCHEDULE | OF SCHEDULE | RPI | RPI | RPI | RPI |
| DIV. I ONLY | 6- 22 | 314 | 3- 7 | 91 | 203 | 276 | 276 | 12 | 12 |
| DIV. I NON-CONF. | 2- 10 | 305 | 0- 0 | 46 | 298 | 263 | 263 | 12 | 12 |
| TOTALS | RPI 1-25 | RPI 26-50 | W-L RECORDS | RPI 51-100 | RPI 101-150 | RPI 150+ | | | |
| 6- 22 | 0- 0 | 0- 3 | OVERALL | 0- 2 | 1- 8 | 5- 9 | | | |
| 5- 9 | 0- 0 | 0- 1 | HOME | 0- 1 | 1- 3 | 4- 4 | | | |
| 1- 11 | 0- 0 | 0- 2 | AWAY | 0- 0 | 0- 5 | 1- 4 | | | |
| 0- 2 | 0- 0 | 0- 0 | NEUTRAL | 0- 1 | 0- 0 | 0- 1 | | | |
| 2- 10 | 0- 0 | 0- 1 | NON-CONFERENCE | 0- 2 | 0- 3 | 2- 4 | | | |
| 2- 4 | 0- 0 | 0- 0 | HOME | 0- 1 | 0- 2 | 2- 1 | | | |
| 0- 4 | 0- 0 | 0- 1 | AWAY | 0- 0 | 0- 1 | 0- 2 | | | |
| 0- 2 | 0- 0 | 0- 0 | NEUTRAL | 0- 1 | 0- 0 | 0- 1 | | | |
| 4- 12 | 0- 0 | 0- 2 | CONFERENCE | 0- 0 | 1- 5 | 3- 5 | | | |
| 3- 5 | 0- 0 | 0- 1 | HOME | 0- 0 | 1- 1 | 2- 3 | | | |
| 1- 7 | 0- 0 | 0- 1 | AWAY | 0- 0 | 0- 4 | 1- 2 | | | |
| 0- 0 | 0- 0 | 0- 0 | NEUTRAL | 0- 0 | 0- 0 | 0- 0 | | | |

| RPI S | Opponent | Score | RPI S | Opponent | Score | RPI S | Opponent | Score | RPI S | Opponent | Score | Team's RPI: 276 |
|---------------------------|---------------------|-------|-------|---------------------|-------|-------|-------------------|--------|-------|----------|-------|-----------------|
| 39 | A Michigan St. | 34 70 | 85 | N Toledo | 41 76 | 103 | H Saint Louis | 69 106 | | | | |
| 45 | H Dayton | 52 68 | 89 | H Mercer | 60 67 | 104 | H UCF | 38 57 | | | | |
| 48 | A George Washington | 62 76 | | | | 109 | A Saint Joseph's | 54 69 | | | | |
| | | | | | | 113 | A Fordham | 72 85 | | | | |
| | | | | | | 113 | H Fordham | 52 51 | | | | |
| | | | | | | 116 | A Charlotte | 79 93 | | | | |
| | | | | | | 131 | H Radford | 40 44 | | | | |
| | | | | | | 136 | A Duquesne | 51 73 | | | | |
| | | | | | | 138 | A VCU | 47 54 | | | | |
| | | | | | | 161 | N Idaho St. | 58 70 | | | | |
| | | | | | | 167 | H La Salle | 58 65 | | | | |
| | | | | | | 178 | A Western Mich. | 63 76 | | | | |
| | | | | | | 190 | A George Mason | 55 59 | | | | |
| | | | | | | 190 | H George Mason | 58 54 | | | | |
| | | | | | | 195 | A ETSU | 56 76 | | | | |
| | | | | | | 225 | H Richmond | 52 61 | | | | |
| | | | | | | 227 | H UNCW | 58 67 | | | | |
| | | | | | | 236 | H High Point | 82 72 | | | | |
| | | | | | | 239 | A St. Bonaventure | 51 70 | | | | |
| | | | | | | 246 | H Furman | 71 61 | | | | |
| | | | | | | 300 | H Rhode Island | 74 64 | | | | |
| | | | | | | 311 | A Massachusetts | 63 59 | | | | |
| | | | | | | 311 | H Massachusetts | 60 61 | | | | |
| LAST 12 Division I GAMES: | | | | | | | | | | | | |
| 138 | A VCU | 47 54 | 45 | H Dayton | 52 68 | | | | | | | |
| 109 | A Saint Joseph's | 54 69 | 225 | H Richmond | 52 61 | | | | | | | |
| 113 | H Fordham | 52 51 | 239 | A St. Bonaventure | 51 70 | | | | | | | |
| 300 | H Rhode Island | 74 64 | 167 | H La Salle | 58 65 | | | | | | | |
| 190 | A George Mason | 55 59 | 190 | H George Mason | 58 54 | | | | | | | |
| 311 | A Massachusetts | 63 59 | 48 | A George Washington | 62 76 | | | | | | | |

Non-Div I Games:

Davidson

■ Loss,
■ Non-Conf,
■ S Site,
■ H Home
■ A Away
N Neutral

| | | | | | | | | | | |
|-------------------|----------|-----------|----------------|------------|-------------|---------------|------|------|-------|-----------|
| Average RPI Win: | 177 | WON-LOST | WINNING | LAST 10 | STRENGTH OF | OPP. STRENGTH | TEAM | ADJ. | CONF. | ADJ CONF. |
| Average RPI Loss: | 64 | RECORD | PCT. RANK | GAMES | SCHEDULE | OF SCHEDULE | RPI | RPI | RPI | RPI |
| DIV. I ONLY | 19- 9 | 81 | 8- 2 | 60 | 89 | 45 | 45 | 12 | 12 | |
| DIV. I NON-CONF. | 6- 6 | 165 | 0- 0 | 30 | 11 | 76 | 76 | 12 | 12 | |
| TOTALS | RPI 1-25 | RPI 26-50 | W-L RECORDS | RPI 51-100 | RPI 101-150 | RPI 150+ | | | | |
| 19- 9 | 1- 2 | 1- 3 | OVERALL | 0- 2 | 8- 1 | 9- 1 | | | | |
| 8- 3 | 0- 0 | 1- 1 | HOME | 0- 1 | 3- 0 | 4- 1 | | | | |
| 8- 4 | 0- 1 | 0- 2 | AWAY | 0- 0 | 4- 1 | 4- 0 | | | | |
| 3- 2 | 1- 1 | 0- 0 | NEUTRAL | 0- 1 | 1- 0 | 1- 0 | | | | |
| 6- 6 | 1- 2 | 0- 2 | NON-CONFERENCE | 0- 2 | 2- 0 | 3- 0 | | | | |
| 1- 2 | 0- 0 | 0- 1 | HOME | 0- 1 | 0- 0 | 1- 0 | | | | |
| 2- 2 | 0- 1 | 0- 1 | AWAY | 0- 0 | 1- 0 | 1- 0 | | | | |
| 3- 2 | 1- 1 | 0- 0 | NEUTRAL | 0- 1 | 1- 0 | 1- 0 | | | | |
| 13- 3 | 0- 0 | 1- 1 | CONFERENCE | 0- 0 | 6- 1 | 6- 1 | | | | |
| 7- 1 | 0- 0 | 1- 0 | HOME | 0- 0 | 3- 0 | 3- 1 | | | | |
| 6- 2 | 0- 0 | 0- 1 | AWAY | 0- 0 | 3- 1 | 3- 0 | | | | |
| 0- 0 | 0- 0 | 0- 0 | NEUTRAL | 0- 0 | 0- 0 | 0- 0 | | | | |

| RPI 1-25 | | | | RPI 26-50 | | | | Team's RPI: 45 | RPI 51-100 | | | | RPI 101+ | | | |
|---------------------------|---|-----------|-------|-----------|---|-------------------|-------|----------------|------------|---|----------------|-------|----------|---|----------------|-------|
| RPI | S | Opponent | Score | RPI | S | Opponent | Score | | RPI | S | Opponent | Score | RPI | S | Opponent | Score |
| 1 | A | UConn | 65 98 | 43 | H | Quinnipiac | 60 63 | | 53 | N | Georgia Tech | 68 81 | 103 | A | Saint Louis | 78 67 |
| 18 | N | Creighton | 53 56 | 47 | A | Virginia | 56 66 | | 85 | H | Toledo | 72 76 | 103 | H | Saint Louis | 68 62 |
| 24 | N | Texas A&M | 74 57 | 48 | A | George Washington | 39 52 | | | | | | 109 | H | Saint Joseph's | 64 59 |
| | | | | 48 | H | George Washington | 50 48 | | | | | | 113 | A | Fordham | 52 66 |
| LAST 12 Division I GAMES: | | | | | | | | | | | | | | | | |
| | | | | 103 | H | Saint Louis | 68 62 | | 276 | A | Davidson | 68 52 | | | | |
| | | | | 113 | A | Fordham | 52 66 | | 300 | H | Rhode Island | 81 51 | | | | |
| | | | | 136 | H | Duquesne | 66 47 | | 190 | A | George Mason | 60 48 | | | | |
| | | | | 48 | A | George Washington | 39 52 | | 109 | H | Saint Joseph's | 64 59 | | | | |
| | | | | 225 | H | Richmond | 55 39 | | 103 | A | Saint Louis | 78 67 | | | | |
| | | | | 138 | A | VCU | 68 48 | | 136 | A | Duquesne | 75 64 | | | | |

Non-Div I Games:

Dayton

■ Loss,
 ■ Non-Conf, S Site,
 ■ Home
 ■ Away
 N Neutral

| | | | | | | | | | |
|-----------------------------|----------|-----------|----------------|-------------|---------------|----------|------|-------|-----------|
| Average RPI Win: 147 | WON-LOST | WINNING | LAST 10 | STRENGTH OF | OPP. STRENGTH | TEAM | ADJ. | CONF. | ADJ CONF. |
| Average RPI Loss: 17 | RECORD | PCT. RANK | GAMES | SCHEDULE | OF SCHEDULE | RPI | RPI | RPI | RPI |
| DIV. I ONLY | 23- 6 | 24 | 8- 2 | 45 | 54 | 17 | 17 | 7 | 7 |
| DIV. I NON-CONF. | 8- 4 | 97 | 0- 0 | 15 | 14 | 33 | 33 | 7 | 7 |
| TOTALS | RPI 1-25 | RPI 26-50 | W-L RECORDS | RPI 51-100 | RPI 101-150 | RPI 150+ | | | |
| 23- 6 | 2- 4 | 2- 2 | OVERALL | 6- 0 | 0- 0 | 13- 0 | | | |
| 12- 2 | 1- 1 | 0- 1 | HOME | 3- 0 | 0- 0 | 8- 0 | | | |
| 9- 3 | 1- 2 | 0- 1 | AWAY | 3- 0 | 0- 0 | 5- 0 | | | |
| 2- 1 | 0- 1 | 2- 0 | NEUTRAL | 0- 0 | 0- 0 | 0- 0 | | | |
| 8- 4 | 0- 4 | 2- 0 | NON-CONFERENCE | 1- 0 | 0- 0 | 5- 0 | | | |
| 5- 1 | 0- 1 | 0- 0 | HOME | 1- 0 | 0- 0 | 4- 0 | | | |
| 1- 2 | 0- 2 | 0- 0 | AWAY | 0- 0 | 0- 0 | 1- 0 | | | |
| 2- 1 | 0- 1 | 2- 0 | NEUTRAL | 0- 0 | 0- 0 | 0- 0 | | | |
| 15- 2 | 2- 0 | 0- 2 | CONFERENCE | 5- 0 | 0- 0 | 8- 0 | | | |
| 7- 1 | 1- 0 | 0- 1 | HOME | 2- 0 | 0- 0 | 4- 0 | | | |
| 8- 1 | 1- 0 | 0- 1 | AWAY | 3- 0 | 0- 0 | 4- 0 | | | |
| 0- 0 | 0- 0 | 0- 0 | NEUTRAL | 0- 0 | 0- 0 | 0- 0 | | | |

| RPI | S | Opponent | Score | RPI | S | Opponent | Score | RPI | S | Opponent | Score | RPI | S | Opponent | Score |
|---------------------------|---|-----------------|---------------|-----|---|-----------------|----------------|-----|---|-----------------|-------|-----|---|-----------------|--------|
| 1 | A | UConn | 46 91 | 31 | N | Syracuse | 108 84 | 56 | A | Villanova | 80 50 | 173 | A | Providence | 64 55 |
| 2 | H | Notre Dame | 61 75 | 36 | A | Marquette | 81 96 | 56 | H | Villanova | 77 50 | 173 | H | Providence | 61 56 |
| 6 | N | Baylor | 72 104 | 36 | H | Marquette | 101 102 | 66 | A | Georgetown | 76 53 | 182 | H | UAB | 90 80 |
| 18 | A | Creighton | 60 56 | 46 | N | Western Ky. | 77 69 | 68 | A | St. John's (NY) | 78 66 | 188 | A | Xavier | 70 43 |
| 18 | H | Creighton | 79 65 | | | | | 68 | H | St. John's (NY) | 54 51 | 188 | H | Xavier | 85 69 |
| 20 | A | Temple | 74 84 | | | | | 71 | H | Northwestern | 89 66 | 208 | A | Seton Hall | 96 65 |
| | | | | | | | | | | | | 208 | H | Seton Hall | 86 60 |
| | | | | | | | | | | | | 213 | H | Appalachian St. | 99 58 |
| | | | | | | | | | | | | 234 | H | UT Martin | 100 68 |
| | | | | | | | | | | | | 263 | A | Butler | 92 62 |
| | | | | | | | | | | | | 263 | H | Butler | 100 69 |
| | | | | | | | | | | | | 278 | H | Prairie View | 94 62 |
| | | | | | | | | | | | | 319 | A | Loyola Chicago | 107 46 |
| LAST 12 Division I GAMES: | | | | | | | | | | | | | | | |
| 56 | H | Villanova | 77 50 | 173 | A | Providence | 64 55 | | | | | | | | |
| 36 | A | Marquette | 81 96 | 18 | A | Creighton | 60 56 | | | | | | | | |
| 263 | A | Butler | 92 62 | 36 | H | Marquette | 101 102 | | | | | | | | |
| 188 | A | Xavier | 70 43 | 188 | H | Xavier | 85 69 | | | | | | | | |
| 208 | H | Seton Hall | 86 60 | 263 | H | Butler | 100 69 | | | | | | | | |
| 68 | H | St. John's (NY) | 54 51 | 68 | A | St. John's (NY) | 78 66 | | | | | | | | |

Non-Div I Games:

DePaul

■ Loss,
■ Non-Conf, S Site,
■ Home
■ Away
N Neutral

Delaware

Through Games Of Feb. 25, 2017

| | | | | | | | | | | |
|-------------------|----------|-----------|----------------|------------|-------------|---------------|------|------|-------|-----------|
| Average RPI Win: | 196 | WON-LOST | WINNING | LAST 10 | STRENGTH OF | OPP. STRENGTH | TEAM | ADJ. | CONF. | ADJ CONF. |
| Average RPI Loss: | 87 | RECORD | PCT. RANK | GAMES | SCHEDULE | OF SCHEDULE | RPI | RPI | RPI | RPI |
| DIV. I ONLY | 14- 13 | 166 | 5- 5 | 70 | 117 | 134 | 134 | 9 | 9 | |
| DIV. I NON-CONF. | 6- 5 | 148 | 0- 0 | 101 | 257 | 161 | 161 | 8 | 8 | |
| TOTALS | RPI 1-25 | RPI 26-50 | W-L RECORDS | RPI 51-100 | RPI 101-150 | RPI 150+ | | | | |
| 14- 13 | 0- 0 | 0- 5 | OVERALL | 0- 3 | 3- 3 | 11- 2 | | | | |
| 8- 7 | 0- 0 | 0- 2 | HOME | 0- 2 | 2- 2 | 6- 1 | | | | |
| 6- 4 | 0- 0 | 0- 2 | AWAY | 0- 1 | 1- 1 | 5- 0 | | | | |
| 0- 2 | 0- 0 | 0- 1 | NEUTRAL | 0- 0 | 0- 0 | 0- 1 | | | | |
| 6- 5 | 0- 0 | 0- 1 | NON-CONFERENCE | 0- 1 | 1- 1 | 5- 2 | | | | |
| 4- 3 | 0- 0 | 0- 0 | HOME | 0- 1 | 1- 1 | 3- 1 | | | | |
| 2- 0 | 0- 0 | 0- 0 | AWAY | 0- 0 | 0- 0 | 2- 0 | | | | |
| 0- 2 | 0- 0 | 0- 1 | NEUTRAL | 0- 0 | 0- 0 | 0- 1 | | | | |
| 8- 8 | 0- 0 | 0- 4 | CONFERENCE | 0- 2 | 2- 2 | 6- 0 | | | | |
| 4- 4 | 0- 0 | 0- 2 | HOME | 0- 1 | 1- 1 | 3- 0 | | | | |
| 4- 4 | 0- 0 | 0- 2 | AWAY | 0- 1 | 1- 1 | 3- 0 | | | | |
| 0- 0 | 0- 0 | 0- 0 | NEUTRAL | 0- 0 | 0- 0 | 0- 0 | | | | |

| RPI S | Opponent | Score | RPI S | Opponent | Score | RPI S | Opponent | Score | RPI S | Opponent | Score | Team's RPI: 134 |
|---------------------------|-----------------|-------|-------|----------------------|-------|-------|--------------|-------|-------|----------------------|-------|-----------------|
| 26 | A Elon | 42 69 | 26 | H Elon | 48 57 | 64 | A Drexel | 49 53 | 122 | H Princeton | 66 62 | |
| 32 | A James Madison | 42 77 | 32 | H James Madison | 51 66 | 66 | H Georgetown | 46 54 | 146 | A Northeastern | 41 50 | |
| 39 | N Michigan St. | 64 81 | | | | | | | 146 | H Northeastern | 65 53 | |
| | | | | | | | | | 147 | H Army West Point | 47 61 | |
| | | | | | | | | | 149 | A William & Mary | 68 54 | |
| | | | | | | | | | 149 | H William & Mary | 49 60 | |
| | | | | | | | | | 162 | N Detroit Mercy | 64 66 | |
| | | | | | | | | | 177 | H Hartford | 66 67 | |
| | | | | | | | | | 189 | A Hofstra | 73 56 | |
| | | | | | | | | | 189 | H Hofstra | 56 45 | |
| | | | | | | | | | 190 | H George Mason | 67 51 | |
| | | | | | | | | | 194 | A American | 56 55 | |
| | | | | | | | | | 196 | H Robert Morris | 67 65 | |
| | | | | | | | | | 197 | A Towson | 73 67 | |
| | | | | | | | | | 204 | H Col. of Charleston | 71 66 | |
| | | | | | | | | | 227 | A UNCW | 63 52 | |
| | | | | | | | | | 227 | H UNCW | 57 40 | |
| | | | | | | | | | 239 | H St. Bonaventure | 43 40 | |
| | | | | | | | | | 279 | A Loyola Maryland | 47 45 | |
| LAST 12 Division I GAMES: | | | | | | | | | | | | |
| 26 | H Elon | 48 57 | 227 | H UNCW | 57 40 | | | | | | | |
| 64 | A Drexel | 49 53 | 197 | A Towson | 73 67 | | | | | | | |
| 146 | A Northeastern | 41 50 | 149 | A William & Mary | 68 54 | | | | | | | |
| 189 | H Hofstra | 56 45 | 204 | H Col. of Charleston | 71 66 | | | | | | | |
| 32 | A James Madison | 42 77 | 146 | H Northeastern | 65 53 | | | | | | | |
| 64 | H Drexel | 44 54 | 189 | A Hofstra | 73 56 | | | | | | | |

Non-Div I Games:

Delaware

Loss, Non-Conf, S Site, H Home A Away N Neutral

| | | | | | | | | | | |
|-------------------|----------|-----------|----------------|------------|-------------|---------------|------|------|-------|-----------|
| Average RPI Win: | 342 | WON-LOST | WINNING | LAST 10 | STRENGTH OF | OPP. STRENGTH | TEAM | ADJ. | CONF. | ADJ CONF. |
| Average RPI Loss: | 233 | RECORD | PCT. RANK | GAMES | SCHEDULE | OF SCHEDULE | RPI | RPI | RPI | RPI |
| DIV. I ONLY | 3- 25 | 341 | 1- 9 | 346 | 322 | 348 | 348 | 32 | 32 | |
| DIV. I NON-CONF. | 1- 12 | 332 | 0- 0 | 278 | 234 | 334 | 334 | 31 | 31 | |
| TOTALS | RPI 1-25 | RPI 26-50 | W-L RECORDS | RPI 51-100 | RPI 101-150 | RPI 150+ | | | | |
| 3- 25 | 0- 0 | 0- 0 | OVERALL | 0- 3 | 0- 2 | 3- 20 | | | | |
| 1- 9 | 0- 0 | 0- 0 | HOME | 0- 0 | 0- 1 | 1- 8 | | | | |
| 2- 16 | 0- 0 | 0- 0 | AWAY | 0- 3 | 0- 1 | 2- 12 | | | | |
| 0- 0 | 0- 0 | 0- 0 | NEUTRAL | 0- 0 | 0- 0 | 0- 0 | | | | |
| 1- 12 | 0- 0 | 0- 0 | NON-CONFERENCE | 0- 3 | 0- 2 | 1- 7 | | | | |
| 0- 3 | 0- 0 | 0- 0 | HOME | 0- 0 | 0- 1 | 0- 2 | | | | |
| 1- 9 | 0- 0 | 0- 0 | AWAY | 0- 3 | 0- 1 | 1- 5 | | | | |
| 0- 0 | 0- 0 | 0- 0 | NEUTRAL | 0- 0 | 0- 0 | 0- 0 | | | | |
| 2- 13 | 0- 0 | 0- 0 | CONFERENCE | 0- 0 | 0- 0 | 2- 13 | | | | |
| 1- 6 | 0- 0 | 0- 0 | HOME | 0- 0 | 0- 0 | 1- 6 | | | | |
| 1- 7 | 0- 0 | 0- 0 | AWAY | 0- 0 | 0- 0 | 1- 7 | | | | |
| 0- 0 | 0- 0 | 0- 0 | NEUTRAL | 0- 0 | 0- 0 | 0- 0 | | | | |

| RPI S | Opponent | Score | RPI S | Opponent | Score | RPI S | Opponent | Score | RPI S | Opponent | Score | Team's RPI: 348 |
|---------------------------|----------|-----------------|-------|----------|-------|-------|--------------------|-------|-------|----------------------|-------|-----------------|
| | | | | | | 54 | A Iowa St. | 57 88 | 112 | H Cornell | 51 72 | |
| | | | | | | 64 | A Drexel | 44 69 | 149 | A William & Mary | 48 82 | |
| | | | | | | 92 | A Virginia Tech | 48 88 | 162 | H Detroit Mercy | 71 90 | |
| | | | | | | | | | 167 | A La Salle | 38 78 | |
| | | | | | | | | | 185 | A Bethune-Cookman | 58 72 | |
| | | | | | | | | | 186 | H Hampton | 52 83 | |
| | | | | | | | | | 188 | A Xavier | 53 86 | |
| | | | | | | | | | 189 | A Hofstra | 44 64 | |
| | | | | | | | | | 249 | H UMES | 72 79 | |
| | | | | | | | | | 272 | A Coppin St. | 64 77 | |
| | | | | | | | | | 277 | H Norfolk St. | 74 82 | |
| | | | | | | | | | 281 | A N.C. A&T | 44 83 | |
| | | | | | | | | | 281 | H N.C. A&T | 60 68 | |
| | | | | | | | | | 290 | A Savannah St. | 57 64 | |
| | | | | | | | | | 295 | A Lehigh | 80 91 | |
| | | | | | | | | | 313 | H NJIT | 43 57 | |
| | | | | | | | | | 330 | A Florida A&M | 61 69 | |
| | | | | | | | | | 330 | H Florida A&M | 56 65 | |
| | | | | | | | | | 333 | A Morgan St. | 47 74 | |
| | | | | | | | | | 333 | H Morgan St. | 52 71 | |
| | | | | | | | | | 336 | A Wagner | 61 49 | |
| | | | | | | | | | 342 | A N.C. Central | 63 68 | |
| | | | | | | | | | 342 | H N.C. Central | 55 51 | |
| | | | | | | | | | 344 | A Longwood | 77 88 | |
| | | | | | | | | | 347 | A South Carolina St. | 72 70 | |
| LAST 12 Division I GAMES: | | | | | | | | | | | | |
| 249 | H | UMES | 72 | 79 | 281 | H | N.C. A&T | 60 | 68 | | | |
| 333 | H | Morgan St. | 52 | 71 | 342 | H | N.C. Central | 55 | 51 | | | |
| 272 | A | Coppin St. | 64 | 77 | 330 | H | Florida A&M | 56 | 65 | | | |
| 333 | A | Morgan St. | 47 | 74 | 290 | A | Savannah St. | 57 | 64 | | | |
| 330 | A | Florida A&M | 61 | 69 | 347 | A | South Carolina St. | 72 | 70 | | | |
| 185 | A | Bethune-Cookman | 58 | 72 | 277 | H | Norfolk St. | 74 | 82 | | | |

Non-Div I Games:

Delaware St.

■ Loss,
 ■ Non-Conf,
 ■ S Site,
 ■ Home
 ■ A Away
 N Neutral

| | | | | | | | | | |
|------------------------------|----------|-----------|----------------|-------------|---------------|----------|------|-------|-----------|
| Average RPI Win: 293 | WON-LOST | WINNING | LAST 10 | STRENGTH OF | OPP. STRENGTH | TEAM | ADJ. | CONF. | ADJ CONF. |
| Average RPI Loss: 141 | RECORD | PCT. RANK | GAMES | SCHEDULE | OF SCHEDULE | RPI | RPI | RPI | RPI |
| DIV. I ONLY | 6- 23 | 318 | 2- 8 | 204 | 191 | 310 | 310 | 11 | 11 |
| DIV. I NON-CONF. | 3- 10 | 280 | 0- 0 | 285 | 300 | 328 | 328 | 10 | 10 |
| TOTALS | RPI 1-25 | RPI 26-50 | W-L RECORDS | RPI 51-100 | RPI 101-150 | RPI 150+ | | | |
| 6- 23 | 0- 0 | 0- 3 | OVERALL | 0- 7 | 0- 3 | 6- 10 | | | |
| 4- 9 | 0- 0 | 0- 1 | HOME | 0- 3 | 0- 1 | 4- 4 | | | |
| 2- 13 | 0- 0 | 0- 2 | AWAY | 0- 1 | 0- 1 | 2- 2 | | | |
| 0- 1 | 0- 0 | 0- 0 | NEUTRAL | 0- 1 | 0- 0 | 0- 0 | | | |
| 3- 10 | 0- 0 | 0- 1 | NON-CONFERENCE | 0- 1 | 0- 3 | 3- 5 | | | |
| 3- 2 | 0- 0 | 0- 0 | HOME | 0- 0 | 0- 1 | 3- 1 | | | |
| 0- 7 | 0- 0 | 0- 1 | AWAY | 0- 0 | 0- 2 | 0- 4 | | | |
| 0- 1 | 0- 0 | 0- 0 | NEUTRAL | 0- 1 | 0- 0 | 0- 0 | | | |
| 3- 13 | 0- 0 | 0- 2 | CONFERENCE | 0- 6 | 0- 0 | 3- 5 | | | |
| 1- 7 | 0- 0 | 0- 1 | HOME | 0- 3 | 0- 0 | 1- 3 | | | |
| 2- 6 | 0- 0 | 0- 1 | AWAY | 0- 3 | 0- 0 | 2- 2 | | | |
| 0- 0 | 0- 0 | 0- 0 | NEUTRAL | 0- 0 | 0- 0 | 0- 0 | | | |

| RPI S | Opponent | Score | RPI S | Opponent | Score | RPI S | Opponent | Score | RPI S | Opponent | Score | Team's RPI: 310 |
|---------------------------|--------------------|--------|-------|--------------------|-------|-------|---------------------|--------|-------|----------|-------|-----------------|
| 34 | A South Dakota St. | 54 78 | 57 | N UNI | 68 79 | 105 | A Wyoming | 49 59 | | | | |
| 34 | H South Dakota St. | 63 72 | 62 | A IUPUI | 49 71 | 128 | A Northern Colo. | 48 68 | | | | |
| 49 | A Colorado St. | 49 76 | 62 | H IUPUI | 45 67 | 146 | H Northeastern | 69 72 | | | | |
| | | | 63 | A South Dakota | 64 70 | 154 | A Oral Roberts | 47 45 | | | | |
| | | | 63 | H South Dakota | 44 53 | 154 | H Oral Roberts | 57 70 | | | | |
| | | | 73 | A Western Ill. | 62 87 | 157 | A Omaha | 78 100 | | | | |
| | | | 73 | H Western Ill. | 68 80 | 157 | H Omaha | 73 82 | | | | |
| | | | | | | 161 | A Idaho St. | 64 65 | | | | |
| | | | | | | 216 | H Seattle U | 72 75 | | | | |
| | | | | | | 226 | A Grand Canyon | 70 73 | | | | |
| | | | | | | 294 | A North Dakota St. | 58 67 | | | | |
| | | | | | | 294 | H North Dakota St. | 80 86 | | | | |
| | | | | | | 303 | H Pepperdine | 75 67 | | | | |
| | | | | | | 308 | A Northern Ariz. | 67 82 | | | | |
| | | | | | | 317 | A Fort Wayne | 78 72 | | | | |
| | | | | | | 317 | H Fort Wayne | 78 50 | | | | |
| | | | | | | 320 | H Air Force | 65 52 | | | | |
| | | | | | | 329 | A Utah Valley | 58 72 | | | | |
| | | | | | | 346 | H Cal St. Fullerton | 77 58 | | | | |
| LAST 12 Division I GAMES: | | | | | | | | | | | | |
| 157 | A Omaha | 78 100 | 317 | H Fort Wayne | 78 50 | | | | | | | |
| 34 | A South Dakota St. | 54 78 | 63 | H South Dakota | 44 53 | | | | | | | |
| 154 | H Oral Roberts | 57 70 | 154 | A Oral Roberts | 47 45 | | | | | | | |
| 294 | A North Dakota St. | 58 67 | 157 | H Omaha | 73 82 | | | | | | | |
| 73 | H Western Ill. | 68 80 | 34 | H South Dakota St. | 63 72 | | | | | | | |
| 62 | H IUPUI | 45 67 | 62 | A IUPUI | 49 71 | | | | | | | |

Non-Div I Games:

Denver

Detroit Mercy

Through Games Of Feb. 25, 2017

| | | | | | | | | | | |
|-------------------|----------|-----------|----------------|------------|-------------|---------------|------|------|-------|-----------|
| Average RPI Win: | 218 | WON-LOST | WINNING | LAST 10 | STRENGTH OF | OPP. STRENGTH | TEAM | ADJ. | CONF. | ADJ CONF. |
| Average RPI Loss: | 171 | RECORD | PCT. RANK | GAMES | SCHEDULE | OF SCHEDULE | RPI | RPI | RPI | RPI |
| DIV. I ONLY | 16- 13 | 146 | 6- 4 | 235 | 213 | 162 | 162 | 19 | 19 | |
| DIV. I NON-CONF. | 4- 7 | 224 | 0- 0 | 271 | 146 | 239 | 239 | 21 | 21 | |
| TOTALS | RPI 1-25 | RPI 26-50 | W-L RECORDS | RPI 51-100 | RPI 101-150 | RPI 150+ | | | | |
| 16- 13 | 0- 0 | 1- 1 | OVERALL | 0- 2 | 5- 1 | 10- 9 | | | | |
| 10- 2 | 0- 0 | 1- 0 | HOME | 0- 0 | 3- 0 | 6- 2 | | | | |
| 5- 11 | 0- 0 | 0- 1 | AWAY | 0- 2 | 1- 1 | 4- 7 | | | | |
| 1- 0 | 0- 0 | 0- 0 | NEUTRAL | 0- 0 | 1- 0 | 0- 0 | | | | |
| 4- 7 | 0- 0 | 0- 0 | NON-CONFERENCE | 0- 2 | 2- 0 | 2- 5 | | | | |
| 1- 2 | 0- 0 | 0- 0 | HOME | 0- 0 | 1- 0 | 0- 2 | | | | |
| 2- 5 | 0- 0 | 0- 0 | AWAY | 0- 2 | 0- 0 | 2- 3 | | | | |
| 1- 0 | 0- 0 | 0- 0 | NEUTRAL | 0- 0 | 1- 0 | 0- 0 | | | | |
| 12- 6 | 0- 0 | 1- 1 | CONFERENCE | 0- 0 | 3- 1 | 8- 4 | | | | |
| 9- 0 | 0- 0 | 1- 0 | HOME | 0- 0 | 2- 0 | 6- 0 | | | | |
| 3- 6 | 0- 0 | 0- 1 | AWAY | 0- 0 | 1- 1 | 2- 4 | | | | |
| 0- 0 | 0- 0 | 0- 0 | NEUTRAL | 0- 0 | 0- 0 | 0- 0 | | | | |

| RPI S | Opponent | Score | RPI S | Opponent | Score | RPI S | Opponent | Score | RPI S | Opponent | Score | Team's RPI: 162 |
|---------------------------|------------------|-------|-------|------------------|-------|-------|-------------|--------|-------|------------------|-------|-----------------|
| 27 | A Green Bay | 55 60 | 27 | H Green Bay | 76 72 | 78 | A Minnesota | 91 111 | 108 | H Kent St. | 73 52 | |
| | | | | | | 85 | A Toledo | 66 72 | 134 | N Delaware | 66 64 | |
| | | | | | | | | | 139 | A Wright St. | 69 77 | |
| | | | | | | | | | 139 | H Wright St. | 85 80 | |
| | | | | | | | | | 145 | A Oakland | 80 71 | |
| | | | | | | | | | 145 | H Oakland | 71 61 | |
| | | | | | | | | | 158 | A Milwaukee | 69 81 | |
| | | | | | | | | | 158 | H Milwaukee | 77 63 | |
| | | | | | | | | | 165 | A East Carolina | 81 83 | |
| | | | | | | | | | 166 | A CSUN | 67 76 | |
| | | | | | | | | | 178 | H Western Mich. | 65 75 | |
| | | | | | | | | | 180 | A Cleveland St. | 50 75 | |
| | | | | | | | | | 180 | H Cleveland St. | 66 54 | |
| | | | | | | | | | 190 | H George Mason | 54 55 | |
| | | | | | | | | | 228 | A Bradley | 60 70 | |
| | | | | | | | | | 285 | A Northern Ky. | 55 53 | |
| | | | | | | | | | 285 | H Northern Ky. | 57 49 | |
| | | | | | | | | | 286 | A Eastern Mich. | 77 64 | |
| | | | | | | | | | 301 | A Valparaiso | 55 57 | |
| | | | | | | | | | 301 | H Valparaiso | 85 60 | |
| | | | | | | | | | 312 | A Youngstown St. | 83 67 | |
| | | | | | | | | | 312 | H Youngstown St. | 80 63 | |
| | | | | | | | | | 323 | A Ill.-Chicago | 62 63 | |
| | | | | | | | | | 323 | H Ill.-Chicago | 98 76 | |
| | | | | | | | | | 348 | A Delaware St. | 90 71 | |
| LAST 12 Division I GAMES: | | | | | | | | | | | | |
| 312 | A Youngstown St. | 83 67 | 27 | H Green Bay | 76 72 | | | | | | | |
| 180 | A Cleveland St. | 50 75 | 158 | H Milwaukee | 77 63 | | | | | | | |
| 139 | H Wright St. | 85 80 | 285 | A Northern Ky. | 55 53 | | | | | | | |
| 301 | A Valparaiso | 55 57 | 139 | A Wright St. | 69 77 | | | | | | | |
| 323 | A Ill.-Chicago | 62 63 | 180 | H Cleveland St. | 66 54 | | | | | | | |
| 145 | H Oakland | 71 61 | 312 | H Youngstown St. | 80 63 | | | | | | | |

Non-Div I Games:

Detroit Mercy

Loss, Non-Conf, S Site, H Home A Away N Neutral

| | | | | | | | | | | |
|-------------------|----------|-----------|----------------|------------|-------------|---------------|------|------|-------|-----------|
| Average RPI Win: | 188 | WON-LOST | WINNING | LAST 10 | STRENGTH OF | OPP. STRENGTH | TEAM | ADJ. | CONF. | ADJ CONF. |
| Average RPI Loss: | 35 | RECORD | PCT. RANK | GAMES | SCHEDULE | OF SCHEDULE | RPI | RPI | RPI | RPI |
| DIV. I ONLY | 22- 4 | 12 | 10- 0 | 132 | 99 | 29 | 29 | 16 | 16 | |
| DIV. I NON-CONF. | 6- 4 | 127 | 0- 0 | 19 | 3 | 24 | 24 | 14 | 14 | |
| TOTALS | RPI 1-25 | RPI 26-50 | W-L RECORDS | RPI 51-100 | RPI 101-150 | RPI 150+ | | | | |
| 22- 4 | 0- 1 | 1- 2 | OVERALL | 3- 1 | 3- 0 | 15- 0 | | | | |
| 10- 0 | 0- 0 | 1- 0 | HOME | 2- 0 | 1- 0 | 6- 0 | | | | |
| 11- 3 | 0- 1 | 0- 1 | AWAY | 1- 1 | 1- 0 | 9- 0 | | | | |
| 1- 1 | 0- 0 | 0- 1 | NEUTRAL | 0- 0 | 1- 0 | 0- 0 | | | | |
| 6- 4 | 0- 1 | 1- 2 | NON-CONFERENCE | 1- 1 | 3- 0 | 1- 0 | | | | |
| 3- 0 | 0- 0 | 1- 0 | HOME | 1- 0 | 1- 0 | 0- 0 | | | | |
| 2- 3 | 0- 1 | 0- 1 | AWAY | 0- 1 | 1- 0 | 1- 0 | | | | |
| 1- 1 | 0- 0 | 0- 1 | NEUTRAL | 0- 0 | 1- 0 | 0- 0 | | | | |
| 16- 0 | 0- 0 | 0- 0 | CONFERENCE | 2- 0 | 0- 0 | 14- 0 | | | | |
| 7- 0 | 0- 0 | 0- 0 | HOME | 1- 0 | 0- 0 | 6- 0 | | | | |
| 9- 0 | 0- 0 | 0- 0 | AWAY | 1- 0 | 0- 0 | 8- 0 | | | | |
| 0- 0 | 0- 0 | 0- 0 | NEUTRAL | 0- 0 | 0- 0 | 0- 0 | | | | |

| RPI 1-25 | | | | RPI 26-50 | | | | Team's RPI: 29 | | | | RPI 51-100 | | | | RPI 101+ | | | |
|---------------------------|---|-----------|-------|-----------|---|----------------|--------|----------------|---|---------------|-------|------------|---|----------------|--------|----------|---|----------|-------|
| RPI | S | Opponent | Score | RPI | S | Opponent | Score | RPI | S | Opponent | Score | RPI | S | Opponent | Score | RPI | S | Opponent | Score |
| 18 | A | Creighton | 77 80 | 27 | A | Green Bay | 48 71 | 54 | A | Iowa St. | 67 75 | 105 | H | Wyoming | 63 50 | | | | |
| | | | | 42 | N | Auburn | 80 85 | 57 | A | UNI | 88 79 | 117 | A | North Dakota | 99 91 | | | | |
| | | | | 50 | H | Iowa | 81 76 | 57 | H | UNI | 70 57 | 120 | N | Eastern Wash. | 93 78 | | | | |
| | | | | | | | | 82 | H | Northern Ill. | 95 86 | 156 | A | Missouri St. | 90 64 | | | | |
| | | | | | | | | | | | | 184 | A | Southern Ill. | 71 60 | | | | |
| | | | | | | | | | | | | 184 | H | Southern Ill. | 75 59 | | | | |
| | | | | | | | | | | | | 187 | A | Nebraska | 84 70 | | | | |
| | | | | | | | | | | | | 199 | A | Wichita St. | 83 78 | | | | |
| | | | | | | | | | | | | 210 | A | Indiana St. | 64 45 | | | | |
| | | | | | | | | | | | | 210 | H | Indiana St. | 76 62 | | | | |
| | | | | | | | | | | | | 228 | A | Bradley | 93 60 | | | | |
| | | | | | | | | | | | | 228 | H | Bradley | 98 46 | | | | |
| | | | | | | | | | | | | 255 | A | Evansville | 73 48 | | | | |
| | | | | | | | | | | | | 255 | H | Evansville | 82 65 | | | | |
| | | | | | | | | | | | | 309 | A | Illinois St. | 87 36 | | | | |
| | | | | | | | | | | | | 309 | H | Illinois St. | 101 49 | | | | |
| | | | | | | | | | | | | 319 | A | Loyola Chicago | 86 42 | | | | |
| | | | | | | | | | | | | 319 | H | Loyola Chicago | 89 46 | | | | |
| LAST 12 Division I GAMES: | | | | | | | | | | | | | | | | | | | |
| | | | | 57 | H | UNI | 70 57 | | | | | 184 | A | Southern Ill. | 71 60 | | | | |
| | | | | 319 | A | Loyola Chicago | 86 42 | | | | | 57 | A | UNI | 88 79 | | | | |
| | | | | 210 | A | Indiana St. | 64 45 | | | | | 210 | H | Indiana St. | 76 62 | | | | |
| | | | | 228 | H | Bradley | 98 46 | | | | | 319 | H | Loyola Chicago | 89 46 | | | | |
| | | | | 309 | H | Illinois St. | 101 49 | | | | | 309 | A | Illinois St. | 87 36 | | | | |
| | | | | 255 | A | Evansville | 73 48 | | | | | 228 | A | Bradley | 93 60 | | | | |

Non-Div I Games: Clarke 118 43

Drake

■ Loss,
 ■ Non-Conf, S Site,
 ■ Home
 ■ Away
 N Neutral

| | | | | | | | | | |
|-----------------------------|----------|-----------|----------------|-------------|---------------|----------|------|-------|-----------|
| Average RPI Win: 184 | WON-LOST | WINNING | LAST 10 | STRENGTH OF | OPP. STRENGTH | TEAM | ADJ. | CONF. | ADJ CONF. |
| Average RPI Loss: 67 | RECORD | PCT. RANK | GAMES | SCHEDULE | OF SCHEDULE | RPI | RPI | RPI | RPI |
| DIV. I ONLY | 20- 7 | 51 | 7- 3 | 153 | 90 | 64 | 64 | 9 | 9 |
| DIV. I NON-CONF. | 9- 2 | 37 | 0- 0 | 229 | 159 | 63 | 63 | 8 | 8 |
| TOTALS | RPI 1-25 | RPI 26-50 | W-L RECORDS | RPI 51-100 | RPI 101-150 | RPI 150+ | | | |
| 20- 7 | 0- 0 | 1- 4 | OVERALL | 1- 2 | 7- 0 | 11- 1 | | | |
| 12- 2 | 0- 0 | 1- 2 | HOME | 1- 0 | 4- 0 | 6- 0 | | | |
| 6- 5 | 0- 0 | 0- 2 | AWAY | 0- 2 | 3- 0 | 3- 1 | | | |
| 2- 0 | 0- 0 | 0- 0 | NEUTRAL | 0- 0 | 0- 0 | 2- 0 | | | |
| 9- 2 | 0- 0 | 1- 0 | NON-CONFERENCE | 1- 2 | 2- 0 | 5- 0 | | | |
| 5- 0 | 0- 0 | 1- 0 | HOME | 1- 0 | 1- 0 | 2- 0 | | | |
| 2- 2 | 0- 0 | 0- 0 | AWAY | 0- 2 | 1- 0 | 1- 0 | | | |
| 2- 0 | 0- 0 | 0- 0 | NEUTRAL | 0- 0 | 0- 0 | 2- 0 | | | |
| 11- 5 | 0- 0 | 0- 4 | CONFERENCE | 0- 0 | 5- 0 | 6- 1 | | | |
| 7- 2 | 0- 0 | 0- 2 | HOME | 0- 0 | 3- 0 | 4- 0 | | | |
| 4- 3 | 0- 0 | 0- 2 | AWAY | 0- 0 | 2- 0 | 2- 1 | | | |
| 0- 0 | 0- 0 | 0- 0 | NEUTRAL | 0- 0 | 0- 0 | 0- 0 | | | |

| RPI S | Opponent | Score | RPI S | Opponent | Score | RPI S | Opponent | Score | RPI S | Opponent | Score |
|---------------------------|------------------|--------------|-------|----------------------|--------------|-------|--------------|--------------|-------|----------------------|--------------|
| 26 | A Elon | 65 75 | 26 | H Elon | 45 48 | 61 | A Bucknell | 66 78 | 109 | H Saint Joseph's | 60 49 |
| 31 | H Syracuse | 62 61 | 31 | H Syracuse | 62 61 | 79 | H Penn St. | 83 60 | 112 | A Cornell | 63 53 |
| 32 | A James Madison | 47 54 | 32 | A James Madison | 47 54 | 90 | A Vanderbilt | 63 73 | 134 | A Delaware | 54 44 |
| 32 | H James Madison | 64 74 | 32 | H James Madison | 64 74 | | | | 134 | H Delaware | 53 49 |
| | | | | | | | | | 146 | A Northeastern | 63 33 |
| | | | | | | | | | 146 | H Northeastern | 74 51 |
| | | | | | | | | | 149 | H William & Mary | 65 48 |
| | | | | | | | | | 189 | H Hofstra | 65 43 |
| | | | | | | | | | 190 | N George Mason | 82 71 |
| | | | | | | | | | 197 | A Towson | 80 65 |
| | | | | | | | | | 197 | H Towson | 58 48 |
| | | | | | | | | | 204 | A Col. of Charleston | 75 79 |
| | | | | | | | | | 204 | H Col. of Charleston | 70 57 |
| | | | | | | | | | 227 | A UNCW | 71 38 |
| | | | | | | | | | 227 | H UNCW | 76 51 |
| | | | | | | | | | 240 | H Niagara | 69 57 |
| | | | | | | | | | 311 | N Massachusetts | 65 47 |
| | | | | | | | | | 314 | A Lafayette | 81 39 |
| | | | | | | | | | 348 | H Delaware St. | 69 44 |
| LAST 12 Division I GAMES: | | | | | | | | | | | |
| 32 | H James Madison | 64 74 | 204 | A Col. of Charleston | 75 79 | | | | | | |
| 134 | H Delaware | 53 49 | 146 | H Northeastern | 74 51 | | | | | | |
| 197 | A Towson | 80 65 | 32 | A James Madison | 47 54 | | | | | | |
| 227 | H UNCW | 76 51 | 189 | H Hofstra | 65 43 | | | | | | |
| 149 | H William & Mary | 65 48 | 204 | H Col. of Charleston | 70 57 | | | | | | |
| 134 | A Delaware | 54 44 | 26 | A Elon | 65 75 | | | | | | |

Non-Div I Games:

Drexel

| | | | | | | | | | | |
|-------------------|----------|-----------|----------------|------------|-------------|---------------|------|------|-------|-----------|
| Average RPI Win: | 111 | WON-LOST | WINNING | LAST 10 | STRENGTH OF | OPP. STRENGTH | TEAM | ADJ. | CONF. | ADJ CONF. |
| Average RPI Loss: | 35 | RECORD | PCT. RANK | GAMES | SCHEDULE | OF SCHEDULE | RPI | RPI | RPI | RPI |
| DIV. I ONLY | 24- 4 | 9 | 9- 1 | 32 | 16 | 8 | 8 | 3 | 3 | |
| DIV. I NON-CONF. | 12- 1 | 7 | 0- 0 | 93 | 33 | 8 | 8 | 4 | 4 | |
| TOTALS | RPI 1-25 | RPI 26-50 | W-L RECORDS | RPI 51-100 | RPI 101-150 | RPI 150+ | | | | |
| 24- 4 | 4- 2 | 3- 1 | OVERALL | 6- 1 | 5- 0 | 6- 0 | | | | |
| 16- 0 | 4- 0 | 2- 0 | HOME | 4- 0 | 4- 0 | 2- 0 | | | | |
| 8- 4 | 0- 2 | 1- 1 | AWAY | 2- 1 | 1- 0 | 4- 0 | | | | |
| 0- 0 | 0- 0 | 0- 0 | NEUTRAL | 0- 0 | 0- 0 | 0- 0 | | | | |
| 12- 1 | 2- 0 | 1- 0 | NON-CONFERENCE | 2- 1 | 2- 0 | 5- 0 | | | | |
| 8- 0 | 2- 0 | 1- 0 | HOME | 2- 0 | 1- 0 | 2- 0 | | | | |
| 4- 1 | 0- 0 | 0- 0 | AWAY | 0- 1 | 1- 0 | 3- 0 | | | | |
| 0- 0 | 0- 0 | 0- 0 | NEUTRAL | 0- 0 | 0- 0 | 0- 0 | | | | |
| 12- 3 | 2- 2 | 2- 1 | CONFERENCE | 4- 0 | 3- 0 | 1- 0 | | | | |
| 8- 0 | 2- 0 | 1- 0 | HOME | 2- 0 | 3- 0 | 0- 0 | | | | |
| 4- 3 | 0- 2 | 1- 1 | AWAY | 2- 0 | 0- 0 | 1- 0 | | | | |
| 0- 0 | 0- 0 | 0- 0 | NEUTRAL | 0- 0 | 0- 0 | 0- 0 | | | | |

| RPI | S | Opponent | Score | RPI | S | Opponent | Score | RPI | S | Opponent | Score | RPI | S | Opponent | Score |
|---------------------------|---|----------------|-------|-----|---|--------------------|-------|-----|---|----------------|-------|-----|---|----------------|--------|
| 2 | A | Notre Dame | 58 62 | 26 | H | Elon | 68 61 | 53 | A | Georgia Tech | 75 68 | 111 | H | North Carolina | 70 58 |
| 4 | H | South Carolina | 74 63 | 31 | H | Syracuse | 72 55 | 56 | H | Villanova | 68 50 | 118 | H | Clemson | 65 37 |
| 10 | A | Florida St. | 45 69 | 38 | A | North Carolina St. | 52 55 | 72 | A | Wake Forest | 79 53 | 119 | H | Old Dominion | 92 64 |
| 12 | H | Louisville | 58 55 | 47 | A | Virginia | 70 51 | 72 | H | Wake Forest | 71 43 | 121 | A | Long Beach St. | 83 46 |
| 14 | H | Kentucky | 69 54 | | | | | 74 | H | Penn | 68 55 | 141 | H | Pittsburgh | 62 48 |
| 16 | H | Miami (FL) | 83 70 | | | | | 90 | A | Vanderbilt | 73 77 | 163 | A | Boston College | 67 44 |
| | | | | | | | | 92 | H | Virginia Tech | 84 59 | 212 | A | Rutgers | 68 32 |
| | | | | | | | | | | | | 226 | H | Grand Canyon | 90 47 |
| | | | | | | | | | | | | 235 | A | Liberty | 98 38 |
| | | | | | | | | | | | | 303 | A | Pepperdine | 99 65 |
| | | | | | | | | | | | | 344 | H | Longwood | 105 48 |
| LAST 12 Division I GAMES: | | | | | | | | | | | | | | | |
| 16 | H | Miami (FL) | 83 70 | 72 | H | Wake Forest | 71 43 | 2 | A | Notre Dame | 58 62 | | | | |
| 72 | A | Wake Forest | 79 53 | 163 | A | Boston College | 67 44 | 92 | H | Virginia Tech | 84 59 | | | | |
| 141 | H | Pittsburgh | 62 48 | 38 | A | North Carolina St. | 52 55 | 111 | H | North Carolina | 70 58 | | | | |
| 31 | H | Syracuse | 72 55 | | | | | | | | | | | | |
| 47 | A | Virginia | 70 51 | | | | | | | | | | | | |
| 118 | H | Clemson | 65 37 | | | | | | | | | | | | |

Non-Div I Games:

Duke

| Average RPI Win: | 192 | WON-LOST | WINNING | LAST 10 | STRENGTH OF | OPP. STRENGTH | TEAM | ADJ. | CONF. | ADJ CONF. |
|-------------------|----------|-----------|----------------|------------|-------------|---------------|------|------|-------|-----------|
| Average RPI Loss: | 113 | RECORD | PCT. RANK | GAMES | SCHEDULE | OF SCHEDULE | RPI | RPI | RPI | RPI |
| DIV. I ONLY | 16- 14 | 161 | 6- 4 | 112 | 103 | 136 | 136 | 12 | 12 | |
| DIV. I NON-CONF. | 7- 6 | 157 | 0- 1 | 98 | 82 | 104 | 104 | 12 | 12 | |
| TOTALS | RPI 1-25 | RPI 26-50 | W-L RECORDS | RPI 51-100 | RPI 101-150 | RPI 150+ | | | | |
| 16- 14 | 0- 2 | 1- 3 | OVERALL | 1- 3 | 3- 3 | 11- 3 | | | | |
| 10- 5 | 0- 1 | 0- 2 | HOME | 0- 1 | 3- 1 | 7- 0 | | | | |
| 5- 9 | 0- 1 | 1- 1 | AWAY | 1- 2 | 0- 2 | 3- 3 | | | | |
| 1- 0 | 0- 0 | 0- 0 | NEUTRAL | 0- 0 | 0- 0 | 1- 0 | | | | |
| 7- 6 | 0- 2 | 0- 0 | NON-CONFERENCE | 1- 3 | 1- 1 | 5- 0 | | | | |
| 3- 3 | 0- 1 | 0- 0 | HOME | 0- 1 | 1- 1 | 2- 0 | | | | |
| 3- 3 | 0- 1 | 0- 0 | AWAY | 1- 2 | 0- 0 | 2- 0 | | | | |
| 1- 0 | 0- 0 | 0- 0 | NEUTRAL | 0- 0 | 0- 0 | 1- 0 | | | | |
| 9- 8 | 0- 0 | 1- 3 | CONFERENCE | 0- 0 | 2- 2 | 6- 3 | | | | |
| 7- 2 | 0- 0 | 0- 2 | HOME | 0- 0 | 2- 0 | 5- 0 | | | | |
| 2- 6 | 0- 0 | 1- 1 | AWAY | 0- 0 | 0- 2 | 1- 3 | | | | |
| 0- 0 | 0- 0 | 0- 0 | NEUTRAL | 0- 0 | 0- 0 | 0- 0 | | | | |

| RPI S | Opponent | Score | RPI S | Opponent | Score | RPI S | Opponent | Score | RPI S | Opponent | Score | Team's RPI: 136 |
|---------------------------|-------------------|-------|-------|---------------------|-------|-------|-------------------|-------|-------|-------------------|-------|-----------------|
| 21 | H Maryland | 57 77 | 45 | A Dayton | 47 66 | 51 | A Ohio | 46 64 | 103 | H Saint Louis | 94 65 | |
| 25 | A Ohio St. | 69 89 | 45 | H Dayton | 64 75 | 58 | A California | 66 86 | 109 | A Saint Joseph's | 58 60 | |
| | | | 48 | A George Washington | 73 63 | 68 | A St. John's (NY) | 71 65 | 113 | A Fordham | 51 64 | |
| | | | 48 | H George Washington | 40 75 | 94 | H Buffalo | 69 71 | 116 | H Charlotte | 63 77 | |
| | | | | | | | | | 138 | H VCU | 70 51 | |
| | | | | | | | | | 141 | H Pittsburgh | 63 54 | |
| | | | | | | | | | 151 | A Iona | 61 58 | |
| | | | | | | | | | 167 | A La Salle | 76 68 | |
| | | | | | | | | | 190 | H George Mason | 76 57 | |
| | | | | | | | | | 190 | H George Mason | 66 55 | |
| | | | | | | | | | 225 | H Richmond | 73 61 | |
| | | | | | | | | | 239 | A St. Bonaventure | 56 69 | |
| | | | | | | | | | 239 | H St. Bonaventure | 83 61 | |
| | | | | | | | | | 241 | A Akron | 67 57 | |
| | | | | | | | | | 276 | H Davidson | 73 51 | |
| | | | | | | | | | 280 | N Western Caro. | 65 50 | |
| | | | | | | | | | 295 | H Lehigh | 63 49 | |
| | | | | | | | | | 300 | A Rhode Island | 69 71 | |
| | | | | | | | | | 311 | A Massachusetts | 67 75 | |
| | | | | | | | | | 314 | H Lafayette | 67 52 | |
| LAST 12 Division I GAMES: | | | | | | | | | | | | |
| 190 | H George Mason | 66 55 | 190 | H George Mason | 76 57 | | | | | | | |
| 58 | A California | 66 86 | 109 | A Saint Joseph's | 58 60 | | | | | | | |
| 239 | H St. Bonaventure | 83 61 | 48 | A George Washington | 73 63 | | | | | | | |
| 300 | A Rhode Island | 69 71 | 225 | H Richmond | 73 61 | | | | | | | |
| 45 | A Dayton | 47 66 | 239 | A St. Bonaventure | 56 69 | | | | | | | |
| 138 | H VCU | 70 51 | 103 | H Saint Louis | 94 65 | | | | | | | |

Non-Div I Games:

Duquesne

■ Loss,
 ■ Non-Conf, S Site,
 ■ Home
 ■ Away
 N Neutral

| | | | | | | | | | |
|------------------------------|---------------|------------|----------------|-------------|---------------|------------|------------|-----------|-----------|
| Average RPI Win: 249 | WON-LOST | WINNING | LAST 10 | STRENGTH OF | OPP. STRENGTH | TEAM | ADJ. | CONF. | ADJ CONF. |
| Average RPI Loss: 141 | RECORD | PCT. RANK | GAMES | SCHEDULE | OF SCHEDULE | RPI | RPI | RPI | RPI |
| DIV. I ONLY | 16- 13 | 146 | 6- 4 | 269 | 180 | 195 | 195 | 17 | 17 |
| DIV. I NON-CONF. | 8- 7 | 164 | 0- 0 | 300 | 163 | 222 | 222 | 20 | 20 |
| TOTALS | RPI 1-25 | RPI 26-50 | W-L RECORDS | RPI 51-100 | RPI 101-150 | RPI 150+ | | | |
| 16- 13 | 0- 1 | 0- 1 | OVERALL | 0- 5 | 1- 1 | 15- 5 | | | |
| 8- 7 | 0- 1 | 0- 1 | HOME | 0- 3 | 1- 0 | 7- 2 | | | |
| 7- 5 | 0- 0 | 0- 0 | AWAY | 0- 2 | 0- 0 | 7- 3 | | | |
| 1- 1 | 0- 0 | 0- 0 | NEUTRAL | 0- 0 | 0- 1 | 1- 0 | | | |
| 8- 7 | 0- 1 | 0- 1 | NON-CONFERENCE | 0- 1 | 1- 1 | 7- 3 | | | |
| 4- 4 | 0- 1 | 0- 1 | HOME | 0- 1 | 1- 0 | 3- 1 | | | |
| 3- 2 | 0- 0 | 0- 0 | AWAY | 0- 0 | 0- 0 | 3- 2 | | | |
| 1- 1 | 0- 0 | 0- 0 | NEUTRAL | 0- 0 | 0- 1 | 1- 0 | | | |
| 8- 6 | 0- 0 | 0- 0 | CONFERENCE | 0- 4 | 0- 0 | 8- 2 | | | |
| 4- 3 | 0- 0 | 0- 0 | HOME | 0- 2 | 0- 0 | 4- 1 | | | |
| 4- 3 | 0- 0 | 0- 0 | AWAY | 0- 2 | 0- 0 | 4- 1 | | | |
| 0- 0 | 0- 0 | 0- 0 | NEUTRAL | 0- 0 | 0- 0 | 0- 0 | | | |

| RPI 1-25 | | | | RPI 26-50 | | | | RPI 51-100 | | | | RPI 101+ Team's RPI: 195 | | | |
|---------------------------|---|---------------|--------------|-----------|---|---------------|--------------|------------|---|-------------|--------------|--------------------------|---|-----------------|--------------|
| RPI | S | Opponent | Score | RPI | S | Opponent | Score | RPI | S | Opponent | Score | RPI | S | Opponent | Score |
| 23 | H | Tennessee | 58 83 | 26 | H | Elon | 51 79 | 84 | A | Chattanooga | 45 60 | 119 | H | Old Dominion | 70 60 |
| | | | | | | | | 84 | H | Chattanooga | 62 70 | 137 | N | Maine | 48 61 |
| | | | | | | | | 89 | A | Mercer | 55 72 | 192 | A | Campbell | 56 55 |
| | | | | | | | | 89 | H | Mercer | 56 71 | 213 | H | Appalachian St. | 68 71 |
| | | | | | | | | 90 | H | Vanderbilt | 72 80 | 215 | A | UNCG | 62 73 |
| | | | | | | | | | | | | 215 | H | UNCG | 60 52 |
| | | | | | | | | | | | | 237 | A | Samford | 69 57 |
| | | | | | | | | | | | | 237 | H | Samford | 61 56 |
| | | | | | | | | | | | | 244 | A | Wofford | 77 69 |
| | | | | | | | | | | | | 244 | H | Wofford | 52 54 |
| | | | | | | | | | | | | 246 | A | Furman | 74 64 |
| | | | | | | | | | | | | 246 | H | Furman | 75 66 |
| | | | | | | | | | | | | 253 | A | Austin Peay | 74 77 |
| | | | | | | | | | | | | 263 | A | Butler | 68 59 |
| | | | | | | | | | | | | 264 | H | Murray St. | 79 60 |
| | | | | | | | | | | | | 272 | N | Coppin St. | 70 58 |
| | | | | | | | | | | | | 275 | A | Tennessee Tech | 82 76 |
| | | | | | | | | | | | | 276 | H | Davidson | 76 56 |
| | | | | | | | | | | | | 280 | A | Western Caro. | 72 55 |
| | | | | | | | | | | | | 280 | H | Western Caro. | 76 57 |
| | | | | | | | | | | | | 285 | A | Northern Ky. | 56 62 |
| | | | | | | | | | | | | 339 | H | Winthrop | 62 45 |
| LAST 12 Division I GAMES: | | | | | | | | | | | | | | | |
| 246 | H | Furman | 75 66 | 237 | H | Samford | 61 56 | | | | | | | | |
| 244 | H | Wofford | 52 54 | 244 | A | Wofford | 77 69 | | | | | | | | |
| 215 | A | UNCG | 62 73 | 246 | A | Furman | 74 64 | | | | | | | | |
| 280 | A | Western Caro. | 72 55 | 280 | H | Western Caro. | 76 57 | | | | | | | | |
| 84 | H | Chattanooga | 62 70 | 215 | H | UNCG | 60 52 | | | | | | | | |
| 89 | H | Mercer | 56 71 | 84 | A | Chattanooga | 45 60 | | | | | | | | |

Non-Div I Games:

ETSU

■ Loss,
 ■ Non-Conf,
 S Site,
 ■ Home
 ■ Away
 N Neutral

East Carolina

Through Games Of Feb. 25, 2017

| | | | | | | | | | | |
|-------------------|----------|-----------|----------------|------------|-------------|---------------|------|------|-------|-----------|
| Average RPI Win: | 188 | WON-LOST | WINNING | LAST 10 | STRENGTH OF | OPP. STRENGTH | TEAM | ADJ. | CONF. | ADJ CONF. |
| Average RPI Loss: | 86 | RECORD | PCT. RANK | GAMES | SCHEDULE | OF SCHEDULE | RPI | RPI | RPI | RPI |
| DIV. I ONLY | 10- 18 | 250 | 1- 9 | 47 | 86 | 165 | 165 | 5 | 5 | |
| DIV. I NON-CONF. | 8- 4 | 97 | 0- 0 | 114 | 250 | 92 | 92 | 5 | 5 | |
| TOTALS | RPI 1-25 | RPI 26-50 | W-L RECORDS | RPI 51-100 | RPI 101-150 | RPI 150+ | | | | |
| 10- 18 | 0- 4 | 0- 3 | OVERALL | 1- 2 | 2- 5 | 7- 4 | | | | |
| 7- 7 | 0- 2 | 0- 2 | HOME | 1- 1 | 1- 1 | 5- 1 | | | | |
| 1- 10 | 0- 2 | 0- 1 | AWAY | 0- 0 | 0- 4 | 1- 3 | | | | |
| 2- 1 | 0- 0 | 0- 0 | NEUTRAL | 0- 1 | 1- 0 | 1- 0 | | | | |
| 8- 4 | 0- 0 | 0- 1 | NON-CONFERENCE | 0- 1 | 1- 2 | 7- 0 | | | | |
| 5- 1 | 0- 0 | 0- 1 | HOME | 0- 0 | 0- 0 | 5- 0 | | | | |
| 1- 2 | 0- 0 | 0- 0 | AWAY | 0- 0 | 0- 2 | 1- 0 | | | | |
| 2- 1 | 0- 0 | 0- 0 | NEUTRAL | 0- 1 | 1- 0 | 1- 0 | | | | |
| 2- 14 | 0- 4 | 0- 2 | CONFERENCE | 1- 1 | 1- 3 | 0- 4 | | | | |
| 2- 6 | 0- 2 | 0- 1 | HOME | 1- 1 | 1- 1 | 0- 1 | | | | |
| 0- 8 | 0- 2 | 0- 1 | AWAY | 0- 0 | 0- 2 | 0- 3 | | | | |
| 0- 0 | 0- 0 | 0- 0 | NEUTRAL | 0- 0 | 0- 0 | 0- 0 | | | | |

| RPI | S | Opponent | Score | RPI | S | Opponent | Score | RPI | S | Opponent | Score | RPI | S | Opponent | Score |
|---------------------------|---|------------|-------|-----|---|------------|--------|-----|---|---------------|-------|-----|---|----------------|--------|
| 1 | A | UConn | 45 90 | 35 | A | South Fla. | 48 79 | 55 | H | Tulane | 45 61 | 104 | A | UCF | 51 79 |
| 1 | H | UConn | 44 91 | 35 | H | South Fla. | 66 76 | 59 | N | West Virginia | 47 79 | 104 | H | UCF | 42 54 |
| 20 | A | Temple | 47 78 | 42 | H | Auburn | 52 61 | 93 | H | SMU | 58 57 | 110 | N | Ball St. | 82 69 |
| 20 | H | Temple | 43 76 | | | | | | | | | 116 | A | Charlotte | 64 79 |
| | | | | | | | | | | | | 143 | A | Cincinnati | 64 74 |
| | | | | | | | | | | | | 143 | H | Cincinnati | 80 69 |
| | | | | | | | | | | | | 149 | A | William & Mary | 72 82 |
| | | | | | | | | | | | | 155 | A | Memphis | 50 72 |
| | | | | | | | | | | | | 162 | H | Detroit Mercy | 83 81 |
| | | | | | | | | | | | | 164 | A | Tulsa | 92 100 |
| | | | | | | | | | | | | 171 | A | Houston | 65 81 |
| | | | | | | | | | | | | 171 | H | Houston | 62 73 |
| | | | | | | | | | | | | 218 | N | Marist | 70 68 |
| | | | | | | | | | | | | 224 | H | Southern U. | 62 55 |
| | | | | | | | | | | | | 225 | A | Richmond | 71 60 |
| | | | | | | | | | | | | 227 | H | UNCW | 75 65 |
| | | | | | | | | | | | | 229 | H | Presbyterian | 54 46 |
| | | | | | | | | | | | | 249 | H | UMES | 66 58 |
| LAST 12 Division I GAMES: | | | | | | | | | | | | | | | |
| 171 | A | Houston | 65 81 | 171 | H | Houston | 62 73 | | | | | | | | |
| 143 | H | Cincinnati | 80 69 | 164 | A | Tulsa | 92 100 | | | | | | | | |
| 104 | A | UCF | 51 79 | 1 | H | UConn | 44 91 | | | | | | | | |
| 155 | A | Memphis | 50 72 | 143 | A | Cincinnati | 64 74 | | | | | | | | |
| 20 | H | Temple | 43 76 | 104 | H | UCF | 42 54 | | | | | | | | |
| 35 | H | South Fla. | 66 76 | 35 | A | South Fla. | 48 79 | | | | | | | | |

Non-Div I Games: Greensboro 107 40

East Carolina

Loss, Non-Conf, S Site, H Home A Away N Neutral

| | | | | | | | | | | |
|-------------------|----------|-----------|----------------|------------|-------------|---------------|------|------|-------|-----------|
| Average RPI Win: | 267 | WON-LOST | WINNING | LAST 10 | STRENGTH OF | OPP. STRENGTH | TEAM | ADJ. | CONF. | ADJ CONF. |
| Average RPI Loss: | 206 | RECORD | PCT. RANK | GAMES | SCHEDULE | OF SCHEDULE | RPI | RPI | RPI | RPI |
| DIV. I ONLY | 7- 19 | 296 | 4- 6 | 249 | 316 | 292 | 292 | 26 | 26 | |
| DIV. I NON-CONF. | 2- 8 | 288 | 0- 0 | 187 | 343 | 276 | 276 | 26 | 26 | |
| TOTALS | RPI 1-25 | RPI 26-50 | W-L RECORDS | RPI 51-100 | RPI 101-150 | RPI 150+ | | | | |
| 7- 19 | 0- 0 | 0- 0 | OVERALL | 0- 3 | 0- 2 | 7- 14 | | | | |
| 3- 8 | 0- 0 | 0- 0 | HOME | 0- 1 | 0- 1 | 3- 6 | | | | |
| 4- 11 | 0- 0 | 0- 0 | AWAY | 0- 2 | 0- 1 | 4- 8 | | | | |
| 0- 0 | 0- 0 | 0- 0 | NEUTRAL | 0- 0 | 0- 0 | 0- 0 | | | | |
| 2- 8 | 0- 0 | 0- 0 | NON-CONFERENCE | 0- 2 | 0- 2 | 2- 4 | | | | |
| 0- 3 | 0- 0 | 0- 0 | HOME | 0- 0 | 0- 1 | 0- 2 | | | | |
| 2- 5 | 0- 0 | 0- 0 | AWAY | 0- 2 | 0- 1 | 2- 2 | | | | |
| 0- 0 | 0- 0 | 0- 0 | NEUTRAL | 0- 0 | 0- 0 | 0- 0 | | | | |
| 5- 11 | 0- 0 | 0- 0 | CONFERENCE | 0- 1 | 0- 0 | 5- 10 | | | | |
| 3- 5 | 0- 0 | 0- 0 | HOME | 0- 1 | 0- 0 | 3- 4 | | | | |
| 2- 6 | 0- 0 | 0- 0 | AWAY | 0- 0 | 0- 0 | 2- 6 | | | | |
| 0- 0 | 0- 0 | 0- 0 | NEUTRAL | 0- 0 | 0- 0 | 0- 0 | | | | |

| RPI 1-25 | | | | RPI 26-50 | | | | RPI 51-100 | | | | RPI 101+ | | | | Team's RPI: 292 | |
|---------------------------|---|----------|-------|-----------|---|-------------------|-------|------------|-----|--------------|-------------------|----------|-----|-------------------|--------------|-----------------|----|
| RPI | S | Opponent | Score | RPI | S | Opponent | Score | RPI | S | Opponent | Score | RPI | S | Opponent | Score | | |
| | | | | | | | | 60 | H | Belmont | 58 | 77 | 139 | H | Wright St. | 61 | 71 |
| | | | | | | | | 73 | A | Western Ill. | 62 | 83 | 143 | A | Cincinnati | 64 | 78 |
| | | | | | | | | 99 | A | Stetson | 55 | 72 | 169 | A | Morehead St. | 62 | 66 |
| | | | | | | | | | | | | 180 | H | Cleveland St. | 56 | 66 | |
| | | | | | | | | | | | | 202 | A | SIUE | 52 | 68 | |
| | | | | | | | | | | | | 202 | H | SIUE | 59 | 75 | |
| | | | | | | | | | | | | 210 | H | Indiana St. | 61 | 88 | |
| | | | | | | | | | | | | 234 | A | UT Martin | 72 | 74 | |
| | | | | | | | | | | | | 234 | H | UT Martin | 80 | 70 | |
| | | | | | | | | | | | | 250 | H | Jacksonville St. | 71 | 67 | |
| | | | | | | | | | | | | 252 | A | Tennessee St. | 58 | 69 | |
| | | | | | | | | | | | | 253 | A | Austin Peay | 78 | 73 | |
| | | | | | | | | | | | | 253 | H | Austin Peay | 59 | 69 | |
| | | | | | | | | | | | | 255 | A | Evansville | 73 | 63 | |
| | | | | | | | | | | | | 264 | A | Murray St. | 74 | 92 | |
| | | | | | | | | | | | | 264 | H | Murray St. | 57 | 66 | |
| | | | | | | | | | | | | 273 | A | Southeast Mo. St. | 71 | 62 | |
| | | | | | | | | | | | | 273 | H | Southeast Mo. St. | 65 | 107 | |
| | | | | | | | | | | | | 275 | H | Tennessee Tech | 54 | 46 | |
| | | | | | | | | | | | | 293 | A | Eastern Ky. | 85 | 88 | |
| | | | | | | | | | | | | 301 | A | Valparaiso | 68 | 73 | |
| | | | | | | | | | | | | 309 | A | Illinois St. | 49 | 60 | |
| | | | | | | | | | | | | 330 | A | Florida A&M | 66 | 50 | |
| LAST 12 Division I GAMES: | | | | | | | | | | | | | | | | | |
| | | | | 202 | A | SIUE | 52 | 68 | 252 | A | Tennessee St. | 58 | 69 | | | | |
| | | | | 253 | A | Austin Peay | 78 | 73 | 202 | H | SIUE | 59 | 75 | | | | |
| | | | | 264 | H | Murray St. | 57 | 66 | 273 | A | Southeast Mo. St. | 71 | 62 | | | | |
| | | | | 273 | H | Southeast Mo. St. | 65 | 107 | 234 | H | UT Martin | 80 | 70 | | | | |
| | | | | 234 | A | UT Martin | 72 | 74 | 253 | H | Austin Peay | 59 | 69 | | | | |
| | | | | 275 | H | Tennessee Tech | 54 | 46 | 264 | A | Murray St. | 74 | 92 | | | | |

Non-Div I Games: Ill.-Springfield 74 60 Millikin 97 54

Eastern Ill.

■ Loss,
 ■ Non-Conf,
 ■ S Site,
 ■ Home
 ■ A Away
 N Neutral

| Average RPI Win: | 255 | WON-LOST | WINNING | LAST 10 | STRENGTH OF | OPP. STRENGTH | TEAM | ADJ. | CONF. | ADJ CONF. |
|-------------------|----------|-----------|----------------|------------|-------------|---------------|------|------|-------|-----------|
| Average RPI Loss: | 193 | RECORD | PCT. RANK | GAMES | SCHEDULE | OF SCHEDULE | RPI | RPI | RPI | RPI |
| DIV. I ONLY | 9- 19 | 266 | 3- 7 | 256 | 292 | 293 | 293 | 26 | 26 | |
| DIV. I NON-CONF. | 2- 10 | 305 | 0- 0 | 288 | 291 | 336 | 336 | 26 | 26 | |
| TOTALS | RPI 1-25 | RPI 26-50 | W-L RECORDS | RPI 51-100 | RPI 101-150 | RPI 150+ | | | | |
| 9- 19 | 0- 0 | 0- 1 | OVERALL | 0- 2 | 0- 3 | 9- 13 | | | | |
| 7- 5 | 0- 0 | 0- 1 | HOME | 0- 1 | 0- 0 | 7- 3 | | | | |
| 1- 11 | 0- 0 | 0- 0 | AWAY | 0- 1 | 0- 3 | 1- 7 | | | | |
| 1- 3 | 0- 0 | 0- 0 | NEUTRAL | 0- 0 | 0- 0 | 1- 3 | | | | |
| 2- 10 | 0- 0 | 0- 1 | NON-CONFERENCE | 0- 0 | 0- 3 | 2- 6 | | | | |
| 1- 3 | 0- 0 | 0- 1 | HOME | 0- 0 | 0- 0 | 1- 2 | | | | |
| 0- 4 | 0- 0 | 0- 0 | AWAY | 0- 0 | 0- 3 | 0- 1 | | | | |
| 1- 3 | 0- 0 | 0- 0 | NEUTRAL | 0- 0 | 0- 0 | 1- 3 | | | | |
| 7- 9 | 0- 0 | 0- 0 | CONFERENCE | 0- 2 | 0- 0 | 7- 7 | | | | |
| 6- 2 | 0- 0 | 0- 0 | HOME | 0- 1 | 0- 0 | 6- 1 | | | | |
| 1- 7 | 0- 0 | 0- 0 | AWAY | 0- 1 | 0- 0 | 1- 6 | | | | |
| 0- 0 | 0- 0 | 0- 0 | NEUTRAL | 0- 0 | 0- 0 | 0- 0 | | | | |

| RPI S | Opponent | Score | RPI S | Opponent | Score | RPI S | Opponent | Score | RPI S | Opponent | Score | Team's RPI: 293 |
|---------------------------|--------------------|-------|-------|--------------------|-------|-------|---------------------|-------|-------|--------------------|-------|-----------------|
| 46 | H Western Ky. | 63 90 | 60 | A Belmont | 58 74 | 103 | A Saint Louis | 51 78 | 108 | A Kent St. | 67 80 | |
| | | | 60 | H Belmont | 67 73 | 139 | A Wright St. | 73 85 | 169 | A Morehead St. | 54 80 | |
| | | | | | | 169 | H Morehead St. | 65 58 | 178 | N Western Mich. | 59 74 | |
| | | | | | | 202 | H SIUE | 75 63 | 215 | A UNCG | 66 81 | |
| | | | | | | 232 | N Miami (OH) | 54 65 | 234 | A UT Martin | 56 66 | |
| | | | | | | 241 | H Akron | 57 63 | 243 | H Bowling Green | 57 55 | |
| | | | | | | 250 | A Jacksonville St. | 61 71 | 250 | H Jacksonville St. | 49 54 | |
| | | | | | | 252 | A Tennessee St. | 64 78 | 252 | H Tennessee St. | 66 62 | |
| | | | | | | 253 | H Austin Peay | 80 71 | 264 | A Murray St. | 64 70 | |
| | | | | | | 273 | A Southeast Mo. St. | 74 63 | 275 | A Tennessee Tech | 51 53 | |
| | | | | | | 275 | H Tennessee Tech | 78 65 | 280 | H Western Caro. | 61 72 | |
| | | | | | | 292 | H Eastern Ill. | 88 85 | 317 | N Fort Wayne | 59 68 | |
| | | | | | | 333 | N Morgan St. | 66 58 | | | | |
| LAST 12 Division I GAMES: | | | | | | | | | | | | |
| 275 | H Tennessee Tech | 78 65 | 234 | A UT Martin | 56 66 | | | | | | | |
| 250 | A Jacksonville St. | 61 71 | 253 | H Austin Peay | 80 71 | | | | | | | |
| 252 | A Tennessee St. | 64 78 | 275 | A Tennessee Tech | 51 53 | | | | | | | |
| 60 | H Belmont | 67 73 | 250 | H Jacksonville St. | 49 54 | | | | | | | |
| 169 | H Morehead St. | 65 58 | 169 | A Morehead St. | 54 80 | | | | | | | |
| 264 | A Murray St. | 64 70 | 252 | H Tennessee St. | 66 62 | | | | | | | |

Non-Div I Games: Ohio Valley 88 30

Eastern Ky.

■ Loss,
 ■ Non-Conf,
 ■ S Site,
 ■ H Home
 ■ A Away
 N Neutral

| | | | | | | | | | | |
|-------------------|----------|-----------|----------------|------------|-------------|---------------|------|------|-------|-----------|
| Average RPI Win: | 278 | WON-LOST | WINNING | LAST 10 | STRENGTH OF | OPP. STRENGTH | TEAM | ADJ. | CONF. | ADJ CONF. |
| Average RPI Loss: | 127 | RECORD | PCT. RANK | GAMES | SCHEDULE | OF SCHEDULE | RPI | RPI | RPI | RPI |
| DIV. I ONLY | 5- 22 | 321 | 1- 9 | 118 | 157 | 286 | 286 | 10 | 10 | |
| DIV. I NON-CONF. | 4- 7 | 224 | 0- 0 | 218 | 259 | 249 | 249 | 11 | 11 | |
| TOTALS | RPI 1-25 | RPI 26-50 | W-L RECORDS | RPI 51-100 | RPI 101-150 | RPI 150+ | | | | |
| 5- 22 | 0- 0 | 0- 1 | OVERALL | 0- 9 | 0- 4 | 5- 8 | | | | |
| 3- 9 | 0- 0 | 0- 1 | HOME | 0- 3 | 0- 1 | 3- 4 | | | | |
| 1- 11 | 0- 0 | 0- 0 | AWAY | 0- 5 | 0- 2 | 1- 4 | | | | |
| 1- 2 | 0- 0 | 0- 0 | NEUTRAL | 0- 1 | 0- 1 | 1- 0 | | | | |
| 4- 7 | 0- 0 | 0- 0 | NON-CONFERENCE | 0- 3 | 0- 1 | 4- 3 | | | | |
| 2- 2 | 0- 0 | 0- 0 | HOME | 0- 0 | 0- 0 | 2- 2 | | | | |
| 1- 3 | 0- 0 | 0- 0 | AWAY | 0- 2 | 0- 0 | 1- 1 | | | | |
| 1- 2 | 0- 0 | 0- 0 | NEUTRAL | 0- 1 | 0- 1 | 1- 0 | | | | |
| 1- 15 | 0- 0 | 0- 1 | CONFERENCE | 0- 6 | 0- 3 | 1- 5 | | | | |
| 1- 7 | 0- 0 | 0- 1 | HOME | 0- 3 | 0- 1 | 1- 2 | | | | |
| 0- 8 | 0- 0 | 0- 0 | AWAY | 0- 3 | 0- 2 | 0- 3 | | | | |
| 0- 0 | 0- 0 | 0- 0 | NEUTRAL | 0- 0 | 0- 0 | 0- 0 | | | | |

| RPI S | Opponent | Score | RPI S | Opponent | Score | RPI S | Opponent | Score | RPI S | Opponent | Score | Team's RPI: 286 |
|---------------------------|----------|-------|-------|-----------------|--------|-------|-----------------|--------|-------|-------------------|-------|-----------------|
| | | | 41 | H Central Mich. | 63 104 | 51 | A Ohio | 51 68 | 108 | A Kent St. | 65 83 | |
| | | | | | | 55 | N Tulane | 50 62 | 108 | H Kent St. | 67 86 | |
| | | | | | | 72 | A Wake Forest | 61 89 | 110 | A Ball St. | 49 78 | |
| | | | | | | 82 | A Northern Ill. | 73 85 | 128 | N Northern Colo. | 57 58 | |
| | | | | | | 82 | H Northern Ill. | 71 81 | 162 | H Detroit Mercy | 64 77 | |
| | | | | | | 83 | A Purdue | 50 77 | 169 | A Morehead St. | 73 78 | |
| | | | | | | 85 | A Toledo | 57 65 | 178 | A Western Mich. | 60 70 | |
| | | | | | | 85 | H Toledo | 49 66 | 178 | H Western Mich. | 67 76 | |
| | | | | | | 94 | H Buffalo | 52 56 | 217 | H Monmouth | 68 75 | |
| | | | | | | | | | 232 | A Miami (OH) | 61 72 | |
| | | | | | | | | | 232 | H Miami (OH) | 63 79 | |
| | | | | | | | | | 239 | H St. Bonaventure | 75 56 | |
| | | | | | | | | | 241 | A Akron | 62 80 | |
| | | | | | | | | | 243 | H Bowling Green | 81 74 | |
| | | | | | | | | | 257 | N Georgia St. | 69 59 | |
| | | | | | | | | | 320 | H Air Force | 65 44 | |
| | | | | | | | | | 331 | A Incarnate Word | 66 47 | |
| LAST 12 Division I GAMES: | | | | | | | | | | | | |
| | | | 82 | H Northern Ill. | 71 81 | 41 | H Central Mich. | 63 104 | | | | |
| | | | 85 | A Toledo | 57 65 | 241 | A Akron | 62 80 | | | | |
| | | | 178 | A Western Mich. | 60 70 | 243 | H Bowling Green | 81 74 | | | | |
| | | | 94 | H Buffalo | 52 56 | 51 | A Ohio | 51 68 | | | | |
| | | | 232 | H Miami (OH) | 63 79 | 110 | A Ball St. | 49 78 | | | | |
| | | | 108 | A Kent St. | 65 83 | 178 | H Western Mich. | 67 76 | | | | |

Non-Div I Games: Ferris St. 68 50

Eastern Mich.

| Average RPI Win: | 241 | WON-LOST | WINNING | LAST 10 | STRENGTH OF | OPP. STRENGTH | TEAM | ADJ. | CONF. | ADJ CONF. |
|-------------------|----------|-----------|----------------|------------|-------------|---------------|------|------|-------|-----------|
| Average RPI Loss: | 90 | RECORD | PCT. RANK | GAMES | SCHEDULE | OF SCHEDULE | RPI | RPI | RPI | RPI |
| DIV. I ONLY | 15- 11 | 127 | 7- 3 | 119 | 215 | 120 | 120 | 20 | 20 | |
| DIV. I NON-CONF. | 4- 6 | 209 | 0- 0 | 41 | 155 | 109 | 109 | 18 | 18 | |
| TOTALS | RPI 1-25 | RPI 26-50 | W-L RECORDS | RPI 51-100 | RPI 101-150 | RPI 150+ | | | | |
| 15- 11 | 0- 1 | 0- 2 | OVERALL | 0- 5 | 2- 2 | 13- 1 | | | | |
| 6- 3 | 0- 0 | 0- 0 | HOME | 0- 2 | 2- 1 | 4- 0 | | | | |
| 8- 6 | 0- 1 | 0- 0 | AWAY | 0- 3 | 0- 1 | 8- 1 | | | | |
| 1- 2 | 0- 0 | 0- 2 | NEUTRAL | 0- 0 | 0- 0 | 1- 0 | | | | |
| 4- 6 | 0- 1 | 0- 2 | NON-CONFERENCE | 0- 3 | 0- 0 | 4- 0 | | | | |
| 1- 1 | 0- 0 | 0- 0 | HOME | 0- 1 | 0- 0 | 1- 0 | | | | |
| 2- 3 | 0- 1 | 0- 0 | AWAY | 0- 2 | 0- 0 | 2- 0 | | | | |
| 1- 2 | 0- 0 | 0- 2 | NEUTRAL | 0- 0 | 0- 0 | 1- 0 | | | | |
| 11- 5 | 0- 0 | 0- 0 | CONFERENCE | 0- 2 | 2- 2 | 9- 1 | | | | |
| 5- 2 | 0- 0 | 0- 0 | HOME | 0- 1 | 2- 1 | 3- 0 | | | | |
| 6- 3 | 0- 0 | 0- 0 | AWAY | 0- 1 | 0- 1 | 6- 1 | | | | |
| 0- 0 | 0- 0 | 0- 0 | NEUTRAL | 0- 0 | 0- 0 | 0- 0 | | | | |

| RPI 1-25 | | | | RPI 26-50 | | | | RPI 51-100 | | | | RPI 101+ | | | | Team's RPI: 120 | |
|---------------------------|---|------------|--------|-----------|---|----------------|-------|------------|---|-------------|-------|----------|---|-------------------|-------|-----------------|--|
| RPI | S | Opponent | Score | RPI | S | Opponent | Score | RPI | S | Opponent | Score | RPI | S | Opponent | Score | | |
| 7 | A | Washington | 52 100 | 26 | N | Elon | 55 76 | 55 | A | Tulane | 51 63 | 117 | H | North Dakota | 71 75 | | |
| | | | | 29 | N | Drake | 78 93 | 69 | A | Boise St. | 64 67 | 127 | A | Idaho | 51 78 | | |
| | | | | | | | | 77 | H | Gonzaga | 54 73 | 127 | H | Idaho | 67 57 | | |
| | | | | | | | | 88 | A | Montana St. | 83 88 | 128 | H | Northern Colo. | 67 61 | | |
| | | | | | | | | 88 | H | Montana St. | 61 72 | 161 | A | Idaho St. | 61 58 | | |
| | | | | | | | | | | | | 161 | H | Idaho St. | 58 41 | | |
| | | | | | | | | | | | | 166 | A | CSUN | 71 57 | | |
| | | | | | | | | | | | | 230 | A | Weber St. | 70 42 | | |
| | | | | | | | | | | | | 230 | H | Weber St. | 99 85 | | |
| | | | | | | | | | | | | 246 | N | Furman | 68 56 | | |
| | | | | | | | | | | | | 247 | A | Portland St. | 68 62 | | |
| | | | | | | | | | | | | 283 | A | Sacramento St. | 72 65 | | |
| | | | | | | | | | | | | 298 | A | Southern Utah | 67 66 | | |
| | | | | | | | | | | | | 308 | A | Northern Ariz. | 47 56 | | |
| | | | | | | | | | | | | 328 | A | Montana | 60 46 | | |
| | | | | | | | | | | | | 328 | H | Montana | 64 57 | | |
| | | | | | | | | | | | | 329 | A | Utah Valley | 83 50 | | |
| | | | | | | | | | | | | 346 | H | Cal St. Fullerton | 84 67 | | |
| LAST 12 Division I GAMES: | | | | | | | | | | | | | | | | | |
| | | | | 161 | A | Idaho St. | 61 58 | | | | | 283 | A | Sacramento St. | 72 65 | | |
| | | | | 230 | A | Weber St. | 70 42 | | | | | 88 | H | Montana St. | 61 72 | | |
| | | | | 127 | A | Idaho | 51 78 | | | | | 328 | H | Montana | 64 57 | | |
| | | | | 128 | H | Northern Colo. | 67 61 | | | | | 298 | A | Southern Utah | 67 66 | | |
| | | | | 117 | H | North Dakota | 71 75 | | | | | 308 | A | Northern Ariz. | 47 56 | | |
| | | | | 247 | A | Portland St. | 68 62 | | | | | 230 | H | Weber St. | 99 85 | | |

Non-Div I Games: Multnomah 88 30

Eastern Wash.

■ Loss,
 ■ Non-Conf,
 ■ S Site,
 ■ Home
 ■ A Away
 N Neutral

| | | | | | | | | | | |
|-------------------|----------|-----------|----------------|------------|-------------|---------------|------|------|-------|-----------|
| Average RPI Win: | 158 | WON-LOST | WINNING | LAST 10 | STRENGTH OF | OPP. STRENGTH | TEAM | ADJ. | CONF. | ADJ CONF. |
| Average RPI Loss: | 47 | RECORD | PCT. RANK | GAMES | SCHEDULE | OF SCHEDULE | RPI | RPI | RPI | RPI |
| DIV. I ONLY | 21- 6 | 30 | 7- 1 | 63 | 88 | 26 | 26 | 9 | 9 | |
| DIV. I NON-CONF. | 7- 4 | 114 | 2- 0 | 53 | 50 | 46 | 46 | 8 | 8 | |
| TOTALS | RPI 1-25 | RPI 26-50 | W-L RECORDS | RPI 51-100 | RPI 101-150 | RPI 150+ | | | | |
| 21- 6 | 0- 1 | 1- 3 | OVERALL | 3- 1 | 7- 1 | 10- 0 | | | | |
| 9- 2 | 0- 0 | 0- 1 | HOME | 2- 1 | 3- 0 | 4- 0 | | | | |
| 10- 4 | 0- 1 | 1- 2 | AWAY | 1- 0 | 3- 1 | 5- 0 | | | | |
| 2- 0 | 0- 0 | 0- 0 | NEUTRAL | 0- 0 | 1- 0 | 1- 0 | | | | |
| 7- 4 | 0- 1 | 1- 1 | NON-CONFERENCE | 1- 1 | 1- 1 | 4- 0 | | | | |
| 2- 1 | 0- 0 | 0- 0 | HOME | 1- 1 | 0- 0 | 1- 0 | | | | |
| 3- 3 | 0- 1 | 1- 1 | AWAY | 0- 0 | 0- 1 | 2- 0 | | | | |
| 2- 0 | 0- 0 | 0- 0 | NEUTRAL | 0- 0 | 1- 0 | 1- 0 | | | | |
| 14- 2 | 0- 0 | 0- 2 | CONFERENCE | 2- 0 | 6- 0 | 6- 0 | | | | |
| 7- 1 | 0- 0 | 0- 1 | HOME | 1- 0 | 3- 0 | 3- 0 | | | | |
| 7- 1 | 0- 0 | 0- 1 | AWAY | 1- 0 | 3- 0 | 3- 0 | | | | |
| 0- 0 | 0- 0 | 0- 0 | NEUTRAL | 0- 0 | 0- 0 | 0- 0 | | | | |

| RPI 1-25 | | | | RPI 26-50 | | | | RPI 51-100 | | | | RPI 101+ | | | |
|---------------------------|---|----------|-------|-----------|---|----------------|-------|------------|---|----------------|-------|----------|---|--------------------|-------|
| RPI | S | Opponent | Score | RPI | S | Opponent | Score | RPI | S | Opponent | Score | RPI | S | Opponent | Score |
| 8 | A | Duke | 61 68 | 27 | A | Green Bay | 56 71 | 61 | H | Bucknell | 64 58 | 111 | A | North Carolina | 73 78 |
| | | | | 32 | A | James Madison | 54 61 | 64 | A | Drexel | 48 45 | 120 | N | Eastern Wash. | 76 55 |
| | | | | 32 | H | James Madison | 70 76 | 64 | H | Drexel | 75 65 | 134 | A | Delaware | 57 48 |
| | | | | 41 | A | Central Mich. | 71 57 | 72 | H | Wake Forest | 68 78 | 134 | H | Delaware | 69 42 |
| | | | | | | | | | | | | 146 | A | Northeastern | 76 65 |
| | | | | | | | | | | | | 146 | H | Northeastern | 70 58 |
| | | | | | | | | | | | | 149 | A | William & Mary | 60 58 |
| | | | | | | | | | | | | 149 | H | William & Mary | 70 47 |
| | | | | | | | | | | | | 189 | A | Hofstra | 64 53 |
| | | | | | | | | | | | | 189 | H | Hofstra | 72 61 |
| | | | | | | | | | | | | 195 | A | ETSU | 79 51 |
| | | | | | | | | | | | | 197 | H | Towson | 83 55 |
| | | | | | | | | | | | | 204 | A | Col. of Charleston | 84 56 |
| | | | | | | | | | | | | 204 | H | Col. of Charleston | 70 57 |
| | | | | | | | | | | | | 212 | H | Rutgers | 66 54 |
| | | | | | | | | | | | | 227 | A | UNCW | 66 56 |
| | | | | | | | | | | | | 241 | N | Akron | 65 62 |
| | | | | | | | | | | | | 257 | A | Georgia St. | 84 67 |
| LAST 12 Division I GAMES: | | | | | | | | | | | | | | | |
| | | | | 41 | A | Central Mich. | 71 57 | 146 | H | Northeastern | 70 58 | | | | |
| | | | | 120 | N | Eastern Wash. | 76 55 | 227 | A | UNCW | 66 56 | | | | |
| | | | | 134 | A | Delaware | 57 48 | 197 | H | Towson | 83 55 | | | | |
| | | | | 149 | H | William & Mary | 70 47 | 189 | A | Hofstra | 64 53 | | | | |
| | | | | 189 | H | Hofstra | 72 61 | 146 | A | Northeastern | 76 65 | | | | |
| | | | | 32 | A | James Madison | 54 61 | 149 | A | William & Mary | 60 58 | | | | |

Non-Div I Games: King (TN) 93 47

Elon

| | | | | | | | | | | |
|-----------------------|----------|-----------|-----------|----------------|-------------|---------------|-------------|----------|-------|-----------|
| Average RPI Win: 255 | | WON-LOST | WINNING | LAST 10 | STRENGTH OF | OPP. STRENGTH | TEAM | ADJ. | CONF. | ADJ CONF. |
| Average RPI Loss: 147 | | RECORD | PCT. RANK | GAMES | SCHEDULE | OF SCHEDULE | RPI | RPI | RPI | RPI |
| DIV. I ONLY | | 9- 16 | 248 | 3- 7 | 194 | 218 | 255 | 255 | 16 | 16 |
| DIV. I NON-CONF. | | 4- 6 | 209 | 0- 0 | 264 | 299 | 258 | 258 | 14 | 14 |
| TOTALS | RPI 1-25 | RPI 26-50 | | W-L RECORDS | | RPI 51-100 | RPI 101-150 | RPI 150+ | | |
| 9- 16 | 0- 1 | 0- 2 | | OVERALL | | 0- 3 | 0- 1 | 9- 9 | | |
| 6- 7 | 0- 0 | 0- 1 | | HOME | | 0- 1 | 0- 0 | 6- 5 | | |
| 3- 9 | 0- 0 | 0- 1 | | AWAY | | 0- 0 | 0- 0 | 3- 1 | | |
| 0- 0 | 0- 0 | 0- 0 | | NEUTRAL | | 0- 0 | 0- 0 | 0- 0 | | |
| 4- 6 | 0- 1 | 0- 0 | | NON-CONFERENCE | | 0- 1 | 0- 1 | 4- 3 | | |
| 2- 3 | 0- 0 | 0- 0 | | HOME | | 0- 0 | 0- 0 | 2- 3 | | |
| 2- 3 | 0- 1 | 0- 0 | | AWAY | | 0- 1 | 0- 1 | 2- 0 | | |
| 0- 0 | 0- 0 | 0- 0 | | NEUTRAL | | 0- 0 | 0- 0 | 0- 0 | | |
| 5- 10 | 0- 0 | 0- 2 | | CONFERENCE | | 0- 2 | 0- 0 | 5- 6 | | |
| 4- 4 | 0- 0 | 0- 1 | | HOME | | 0- 1 | 0- 0 | 4- 2 | | |
| 1- 6 | 0- 0 | 0- 1 | | AWAY | | 0- 1 | 0- 0 | 1- 4 | | |
| 0- 0 | 0- 0 | 0- 0 | | NEUTRAL | | 0- 0 | 0- 0 | 0- 0 | | |

| RPI 1-25 | | | | RPI 26-50 | | | | RPI 51-100 | | | | RPI 101+ Team's RPI: 255 | | | |
|---------------------------|---|------------|-------|-----------|---|---------------|-------|------------|---|---------------|-------|--------------------------|---|-------------------|-------|
| RPI | S | Opponent | Score | RPI | S | Opponent | Score | RPI | S | Opponent | Score | RPI | S | Opponent | Score |
| 12 | A | Louisville | 47 89 | 29 | A | Drake | 65 82 | 57 | A | UNI | 40 54 | 110 | A | Ball St. | 49 84 |
| | | | | 29 | H | Drake | 48 73 | 57 | H | UNI | 36 62 | 156 | A | Missouri St. | 43 68 |
| | | | | | | | | 71 | A | Northwestern | 66 88 | 156 | H | Missouri St. | 41 77 |
| | | | | | | | | | | | | 180 | H | Cleveland St. | 62 66 |
| | | | | | | | | | | | | 184 | A | Southern Ill. | 74 61 |
| | | | | | | | | | | | | 184 | H | Southern Ill. | 63 60 |
| | | | | | | | | | | | | 199 | A | Wichita St. | 68 69 |
| | | | | | | | | | | | | 199 | H | Wichita St. | 67 74 |
| | | | | | | | | | | | | 210 | H | Indiana St. | 57 41 |
| | | | | | | | | | | | | 228 | A | Bradley | 52 56 |
| | | | | | | | | | | | | 228 | H | Bradley | 73 71 |
| | | | | | | | | | | | | 253 | H | Austin Peay | 68 54 |
| | | | | | | | | | | | | 264 | A | Murray St. | 82 77 |
| | | | | | | | | | | | | 273 | H | Southeast Mo. St. | 74 76 |
| | | | | | | | | | | | | 292 | H | Eastern Ill. | 63 73 |
| | | | | | | | | | | | | 301 | A | Valparaiso | 70 65 |
| | | | | | | | | | | | | 309 | A | Illinois St. | 58 71 |
| | | | | | | | | | | | | 319 | H | Loyola Chicago | 67 36 |
| | | | | | | | | | | | | 349 | H | Alabama A&M | 63 54 |
| LAST 12 Division I GAMES: | | | | | | | | | | | | | | | |
| | | | | 228 | H | Bradley | 73 71 | 228 | A | Bradley | 52 56 | | | | |
| | | | | 184 | A | Southern Ill. | 74 61 | 309 | A | Illinois St. | 58 71 | | | | |
| | | | | 156 | A | Missouri St. | 43 68 | 184 | H | Southern Ill. | 63 60 | | | | |
| | | | | 199 | A | Wichita St. | 68 69 | 199 | H | Wichita St. | 67 74 | | | | |
| | | | | 29 | H | Drake | 48 73 | 156 | H | Missouri St. | 41 77 | | | | |
| | | | | 57 | H | UNI | 36 62 | 57 | A | UNI | 40 54 | | | | |

| | | | |
|------------------|--------------|-----|----|
| Non-Div I Games: | Oakland City | 108 | 68 |
|------------------|--------------|-----|----|

Evansville

Loss, Non-Conf, S Site, H Home A Away N Neutral

| | | | | | | | | | | |
|-------------------|----------|-----------|----------------|------------|-------------|---------------|------|------|-------|-----------|
| Average RPI Win: | 247 | WON-LOST | WINNING | LAST 10 | STRENGTH OF | OPP. STRENGTH | TEAM | ADJ. | CONF. | ADJ CONF. |
| Average RPI Loss: | 94 | RECORD | PCT. RANK | GAMES | SCHEDULE | OF SCHEDULE | RPI | RPI | RPI | RPI |
| DIV. I ONLY | 21- 8 | 61 | 7- 3 | 203 | 241 | 106 | 106 | 25 | 25 | |
| DIV. I NON-CONF. | 9- 6 | 127 | 0- 1 | 140 | 197 | 118 | 118 | 24 | 24 | |
| TOTALS | RPI 1-25 | RPI 26-50 | W-L RECORDS | RPI 51-100 | RPI 101-150 | RPI 150+ | | | | |
| 21- 8 | 0- 1 | 0- 2 | OVERALL | 3- 2 | 0- 2 | 18- 1 | | | | |
| 13- 1 | 0- 0 | 0- 0 | HOME | 2- 1 | 0- 0 | 11- 0 | | | | |
| 8- 4 | 0- 0 | 0- 1 | AWAY | 1- 1 | 0- 1 | 7- 1 | | | | |
| 0- 3 | 0- 1 | 0- 1 | NEUTRAL | 0- 0 | 0- 1 | 0- 0 | | | | |
| 9- 6 | 0- 1 | 0- 2 | NON-CONFERENCE | 1- 0 | 0- 2 | 8- 1 | | | | |
| 7- 0 | 0- 0 | 0- 0 | HOME | 1- 0 | 0- 0 | 6- 0 | | | | |
| 2- 3 | 0- 0 | 0- 1 | AWAY | 0- 0 | 0- 1 | 2- 1 | | | | |
| 0- 3 | 0- 1 | 0- 1 | NEUTRAL | 0- 0 | 0- 1 | 0- 0 | | | | |
| 12- 2 | 0- 0 | 0- 0 | CONFERENCE | 2- 2 | 0- 0 | 10- 0 | | | | |
| 6- 1 | 0- 0 | 0- 0 | HOME | 1- 1 | 0- 0 | 5- 0 | | | | |
| 6- 1 | 0- 0 | 0- 0 | AWAY | 1- 1 | 0- 0 | 5- 0 | | | | |
| 0- 0 | 0- 0 | 0- 0 | NEUTRAL | 0- 0 | 0- 0 | 0- 0 | | | | |

| RPI 1-25 | | | | RPI 26-50 | | | | RPI 51-100 | | | | RPI 101+ | | | | Team's RPI: 106 | |
|---------------------------|---|----------|-------|-----------|---|-------------------|-------|------------|---|---------------|-------|----------|---|----------------|-------|-----------------|--|
| RPI | S | Opponent | Score | RPI | S | Opponent | Score | RPI | S | Opponent | Score | RPI | S | Opponent | Score | | |
| 25 | N | Ohio St. | 66 79 | 43 | A | Quinnipiac | 56 66 | 84 | H | Chattanooga | 68 55 | 108 | N | Kent St. | 64 77 | | |
| | | | | 48 | N | George Washington | 47 76 | 95 | A | Jacksonville | 65 73 | 128 | A | Northern Colo. | 74 77 | | |
| | | | | | | | | 95 | H | Jacksonville | 60 57 | 175 | H | UC Riverside | 60 45 | | |
| | | | | | | | | 99 | A | Stetson | 84 71 | 176 | H | Siena | 66 42 | | |
| | | | | | | | | 99 | H | Stetson | 64 67 | 177 | A | Hartford | 70 63 | | |
| | | | | | | | | | | | | 186 | H | Hampton | 60 49 | | |
| | | | | | | | | | | | | 208 | A | Illinois | 73 82 | | |
| | | | | | | | | | | | | 274 | A | Kennesaw St. | 75 56 | | |
| | | | | | | | | | | | | 274 | H | Kennesaw St. | 69 35 | | |
| | | | | | | | | | | | | 281 | H | N.C. A&T | 67 41 | | |
| | | | | | | | | | | | | 290 | H | Savannah St. | 89 40 | | |
| | | | | | | | | | | | | 291 | A | North Florida | 68 51 | | |
| | | | | | | | | | | | | 291 | H | North Florida | 69 46 | | |
| | | | | | | | | | | | | 296 | A | Lipscomb | 90 63 | | |
| | | | | | | | | | | | | 296 | H | Lipscomb | 98 50 | | |
| | | | | | | | | | | | | 302 | H | FIU | 89 42 | | |
| | | | | | | | | | | | | 313 | A | NJIT | 77 46 | | |
| | | | | | | | | | | | | 313 | H | NJIT | 73 53 | | |
| | | | | | | | | | | | | 321 | A | USC Upstate | 80 50 | | |
| | | | | | | | | | | | | 321 | H | USC Upstate | 93 43 | | |
| | | | | | | | | | | | | 335 | A | Fla. Atlantic | 65 50 | | |
| LAST 12 Division I GAMES: | | | | | | | | | | | | | | | | | |
| | | | | 48 | N | George Washington | 47 76 | 291 | H | North Florida | 69 46 | | | | | | |
| | | | | 99 | H | Stetson | 64 67 | 95 | A | Jacksonville | 65 73 | | | | | | |
| | | | | 313 | A | NJIT | 77 46 | 291 | A | North Florida | 68 51 | | | | | | |
| | | | | 321 | A | USC Upstate | 80 50 | 95 | H | Jacksonville | 60 57 | | | | | | |
| | | | | 296 | H | Lipscomb | 98 50 | 321 | H | USC Upstate | 93 43 | | | | | | |
| | | | | 274 | H | Kennesaw St. | 69 35 | 313 | H | NJIT | 73 53 | | | | | | |

Non-Div I Games: St. Thomas (FL) 71 48 Ave Maria 101 34

FGCU

Loss, Non-Conf, S Site, H Home A Away N Neutral

| | | | | | | | | | | |
|-------------------|----------|-----------|----------------|------------|-------------|---------------|------|------|-------|-----------|
| Average RPI Win: | 295 | WON-LOST | WINNING | LAST 10 | STRENGTH OF | OPP. STRENGTH | TEAM | ADJ. | CONF. | ADJ CONF. |
| Average RPI Loss: | 143 | RECORD | PCT. RANK | GAMES | SCHEDULE | OF SCHEDULE | RPI | RPI | RPI | RPI |
| DIV. I ONLY | 5- 22 | 321 | 1- 9 | 128 | 190 | 302 | 302 | 15 | 15 | |
| DIV. I NON-CONF. | 2- 9 | 293 | 0- 0 | 36 | 273 | 253 | 253 | 16 | 16 | |
| TOTALS | RPI 1-25 | RPI 26-50 | W-L RECORDS | RPI 51-100 | RPI 101-150 | RPI 150+ | | | | |
| 5- 22 | 0- 1 | 0- 2 | OVERALL | 0- 3 | 0- 6 | 5- 10 | | | | |
| 4- 12 | 0- 1 | 0- 0 | HOME | 0- 2 | 0- 5 | 4- 4 | | | | |
| 1- 10 | 0- 0 | 0- 2 | AWAY | 0- 1 | 0- 1 | 1- 6 | | | | |
| 0- 0 | 0- 0 | 0- 0 | NEUTRAL | 0- 0 | 0- 0 | 0- 0 | | | | |
| 2- 9 | 0- 1 | 0- 1 | NON-CONFERENCE | 0- 2 | 0- 2 | 2- 3 | | | | |
| 2- 7 | 0- 1 | 0- 0 | HOME | 0- 2 | 0- 1 | 2- 3 | | | | |
| 0- 2 | 0- 0 | 0- 1 | AWAY | 0- 0 | 0- 1 | 0- 0 | | | | |
| 0- 0 | 0- 0 | 0- 0 | NEUTRAL | 0- 0 | 0- 0 | 0- 0 | | | | |
| 3- 13 | 0- 0 | 0- 1 | CONFERENCE | 0- 1 | 0- 4 | 3- 7 | | | | |
| 2- 5 | 0- 0 | 0- 0 | HOME | 0- 0 | 0- 4 | 2- 1 | | | | |
| 1- 8 | 0- 0 | 0- 1 | AWAY | 0- 1 | 0- 0 | 1- 6 | | | | |
| 0- 0 | 0- 0 | 0- 0 | NEUTRAL | 0- 0 | 0- 0 | 0- 0 | | | | |

| RPI | S | Opponent | Score | RPI | S | Opponent | Score | RPI | S | Opponent | Score | RPI | S | Opponent | Score | Team's RPI: 302 |
|---------------------------|---|----------------|-------|-----|---|---------------|--------|-----|---|--------------|-------|-----|---|----------------|--------|-----------------|
| 16 | H | Miami (FL) | 49 69 | 35 | A | South Fla. | 41 91 | 66 | H | Georgetown | 53 66 | 104 | H | UCF | 52 69 | |
| | | | | 46 | A | Western Ky. | 38 90 | 75 | A | Middle Tenn. | 43 95 | 106 | A | FGCU | 42 89 | |
| | | | | | | | | 95 | H | Jacksonville | 56 71 | 116 | H | Charlotte | 54 101 | |
| | | | | | | | | | | | | 119 | H | Old Dominion | 64 86 | |
| | | | | | | | | | | | | 124 | H | Southern Miss. | 37 75 | |
| | | | | | | | | | | | | 148 | H | Louisiana Tech | 63 76 | |
| | | | | | | | | | | | | 168 | A | Rice | 55 74 | |
| | | | | | | | | | | | | 182 | A | UAB | 68 82 | |
| | | | | | | | | | | | | 183 | A | North Texas | 49 69 | |
| | | | | | | | | | | | | 190 | H | George Mason | 51 67 | |
| | | | | | | | | | | | | 191 | A | UTSA | 55 69 | |
| | | | | | | | | | | | | 191 | H | UTSA | 61 70 | |
| | | | | | | | | | | | | 196 | H | Robert Morris | 59 57 | |
| | | | | | | | | | | | | 203 | H | Texas Southern | 62 70 | |
| | | | | | | | | | | | | 230 | H | Weber St. | 61 64 | |
| | | | | | | | | | | | | 261 | A | Marshall | 52 70 | |
| | | | | | | | | | | | | 299 | A | UTEP | 47 88 | |
| | | | | | | | | | | | | 299 | H | UTEP | 88 87 | |
| | | | | | | | | | | | | 311 | H | Massachusetts | 58 57 | |
| | | | | | | | | | | | | 335 | A | Fla. Atlantic | 65 60 | |
| | | | | | | | | | | | | 335 | H | Fla. Atlantic | 74 65 | |
| LAST 12 Division I GAMES: | | | | | | | | | | | | | | | | |
| 299 | A | UTEP | 47 88 | 116 | H | Charlotte | 54 101 | | | | | | | | | |
| 191 | A | UTSA | 55 69 | 119 | H | Old Dominion | 64 86 | | | | | | | | | |
| 148 | H | Louisiana Tech | 63 76 | 335 | A | Fla. Atlantic | 65 60 | | | | | | | | | |
| 124 | H | Southern Miss. | 37 75 | 182 | A | UAB | 68 82 | | | | | | | | | |
| 183 | A | North Texas | 49 69 | 75 | A | Middle Tenn. | 43 95 | | | | | | | | | |
| 168 | A | Rice | 55 74 | 191 | H | UTSA | 61 70 | | | | | | | | | |

Non-Div I Games:

FIU

■ Loss,
 ■ Non-Conf,
 S Site,
 ■ Home
 ■ Away
 N Neutral

Fairfield

Through Games Of Feb. 25, 2017

| | | | | | | | | | | |
|-------------------|----------|-----------|----------------|------------|-------------|---------------|------|------|-------|-----------|
| Average RPI Win: | 235 | WON-LOST | WINNING | LAST 10 | STRENGTH OF | OPP. STRENGTH | TEAM | ADJ. | CONF. | ADJ CONF. |
| Average RPI Loss: | 163 | RECORD | PCT. RANK | GAMES | SCHEDULE | OF SCHEDULE | RPI | RPI | RPI | RPI |
| DIV. I ONLY | 15- 13 | 154 | 6- 4 | 266 | 216 | 181 | 181 | 18 | 18 | |
| DIV. I NON-CONF. | 3- 6 | 230 | 0- 0 | 212 | 274 | 231 | 231 | 17 | 17 | |
| TOTALS | RPI 1-25 | RPI 26-50 | W-L RECORDS | RPI 51-100 | RPI 101-150 | RPI 150+ | | | | |
| 15- 13 | 0- 1 | 1- 2 | OVERALL | 0- 0 | 1- 1 | 13- 9 | | | | |
| 8- 4 | 0- 0 | 1- 0 | HOME | 0- 0 | 0- 0 | 7- 4 | | | | |
| 7- 9 | 0- 1 | 0- 2 | AWAY | 0- 0 | 1- 1 | 6- 5 | | | | |
| 0- 0 | 0- 0 | 0- 0 | NEUTRAL | 0- 0 | 0- 0 | 0- 0 | | | | |
| 3- 6 | 0- 1 | 0- 1 | NON-CONFERENCE | 0- 0 | 0- 1 | 3- 3 | | | | |
| 1- 2 | 0- 0 | 0- 0 | HOME | 0- 0 | 0- 0 | 1- 2 | | | | |
| 2- 4 | 0- 1 | 0- 1 | AWAY | 0- 0 | 0- 1 | 2- 1 | | | | |
| 0- 0 | 0- 0 | 0- 0 | NEUTRAL | 0- 0 | 0- 0 | 0- 0 | | | | |
| 12- 7 | 0- 0 | 1- 1 | CONFERENCE | 0- 0 | 1- 0 | 10- 6 | | | | |
| 7- 2 | 0- 0 | 1- 0 | HOME | 0- 0 | 0- 0 | 6- 2 | | | | |
| 5- 5 | 0- 0 | 0- 1 | AWAY | 0- 0 | 1- 0 | 4- 4 | | | | |
| 0- 0 | 0- 0 | 0- 0 | NEUTRAL | 0- 0 | 0- 0 | 0- 0 | | | | |

| RPI 1-25 | | | | RPI 26-50 | | | | RPI 51-100 | | | | RPI 101+ Team's RPI: 181 | | | |
|---------------------------|---|---------------|-------|-----------|---|------------|-------|------------|---|----------|-------|--------------------------|---|-----------------|-------|
| RPI | S | Opponent | Score | RPI | S | Opponent | Score | RPI | S | Opponent | Score | RPI | S | Opponent | Score |
| 20 | A | Temple | 59 73 | 30 | A | Harvard | 44 58 | | | | | 114 | A | Rider | 68 67 |
| | | | | 43 | A | Quinnipiac | 55 60 | | | | | 133 | A | Albany (NY) | 45 59 |
| | | | | 43 | H | Quinnipiac | 65 52 | | | | | 151 | A | Iona | 55 65 |
| | | | | | | | | | | | | 151 | H | Iona | 68 59 |
| | | | | | | | | | | | | 167 | A | La Salle | 61 68 |
| | | | | | | | | | | | | 176 | A | Siena | 52 67 |
| | | | | | | | | | | | | 176 | H | Siena | 61 57 |
| | | | | | | | | | | | | 193 | H | Sacred Heart | 44 56 |
| | | | | | | | | | | | | 217 | A | Monmouth | 71 68 |
| | | | | | | | | | | | | 217 | H | Monmouth | 53 60 |
| | | | | | | | | | | | | 218 | A | Marist | 55 71 |
| | | | | | | | | | | | | 218 | H | Marist | 62 68 |
| | | | | | | | | | | | | 240 | A | Niagara | 65 55 |
| | | | | | | | | | | | | 240 | H | Niagara | 66 63 |
| | | | | | | | | | | | | 258 | A | Canisius | 49 63 |
| | | | | | | | | | | | | 258 | H | Canisius | 57 48 |
| | | | | | | | | | | | | 269 | A | Manhattan | 64 43 |
| | | | | | | | | | | | | 269 | H | Manhattan | 71 56 |
| | | | | | | | | | | | | 279 | H | Loyola Maryland | 58 57 |
| | | | | | | | | | | | | 282 | A | Mt. St. Mary's | 70 57 |
| | | | | | | | | | | | | 300 | H | Rhode Island | 65 72 |
| | | | | | | | | | | | | 325 | A | Saint Peter's | 56 39 |
| | | | | | | | | | | | | 325 | H | Saint Peter's | 50 38 |
| | | | | | | | | | | | | 343 | A | UMass Lowell | 65 41 |
| LAST 12 Division I GAMES: | | | | | | | | | | | | | | | |
| 258 | H | Canisius | 57 48 | 43 | H | Quinnipiac | 65 52 | | | | | | | | |
| 151 | A | Iona | 55 65 | 240 | H | Niagara | 66 63 | | | | | | | | |
| 218 | H | Marist | 62 68 | 217 | H | Monmouth | 53 60 | | | | | | | | |
| 325 | A | Saint Peter's | 56 39 | 258 | A | Canisius | 49 63 | | | | | | | | |
| 269 | A | Manhattan | 64 43 | 240 | A | Niagara | 65 55 | | | | | | | | |
| 325 | H | Saint Peter's | 50 38 | 43 | A | Quinnipiac | 55 60 | | | | | | | | |

Non-Div I Games:

Fairfield

■ Loss,
■ Non-Conf,
■ S Site,
■ H Home
■ A Away
N Neutral

| Ralphie Brimmon | | | | Through Games of Feb. 15, 1917 | | | | | | |
|-------------------|----------|-----------|----------------|--------------------------------|-------------|---------------|------|------|-------|-----------|
| Average RPI Win: | 312 | WON-LOST | WINNING | LAST 10 | STRENGTH OF | OPP. STRENGTH | TEAM | ADJ. | CONF. | ADJ CONF. |
| Average RPI Loss: | 257 | RECORD | PCT. RANK | GAMES | SCHEDULE | OF SCHEDULE | RPI | RPI | RPI | RPI |
| DIV. I ONLY | 8- 19 | 276 | 4- 6 | 349 | 345 | 341 | 341 | 31 | 31 | |
| DIV. I NON-CONF. | 2- 8 | 288 | 0- 0 | 347 | 342 | 346 | 346 | 32 | 32 | |
| TOTALS | RPI 1-25 | RPI 26-50 | W-L RECORDS | RPI 51-100 | RPI 101-150 | RPI 150+ | | | | |
| 8- 19 | 0- 0 | 0- 0 | OVERALL | 0- 0 | 0- 2 | 8- 17 | | | | |
| 4- 9 | 0- 0 | 0- 0 | HOME | 0- 0 | 0- 0 | 4- 9 | | | | |
| 4- 10 | 0- 0 | 0- 0 | AWAY | 0- 0 | 0- 2 | 4- 7 | | | | |
| 0- 0 | 0- 0 | 0- 0 | NEUTRAL | 0- 0 | 0- 0 | 0- 0 | | | | |
| 2- 8 | 0- 0 | 0- 0 | NON-CONFERENCE | 0- 0 | 0- 2 | 2- 6 | | | | |
| 1- 3 | 0- 0 | 0- 0 | HOME | 0- 0 | 0- 0 | 1- 3 | | | | |
| 1- 5 | 0- 0 | 0- 0 | AWAY | 0- 0 | 0- 2 | 1- 3 | | | | |
| 0- 0 | 0- 0 | 0- 0 | NEUTRAL | 0- 0 | 0- 0 | 0- 0 | | | | |
| 6- 11 | 0- 0 | 0- 0 | CONFERENCE | 0- 0 | 0- 0 | 6- 11 | | | | |
| 3- 6 | 0- 0 | 0- 0 | HOME | 0- 0 | 0- 0 | 3- 6 | | | | |
| 3- 5 | 0- 0 | 0- 0 | AWAY | 0- 0 | 0- 0 | 3- 5 | | | | |
| 0- 0 | 0- 0 | 0- 0 | NEUTRAL | 0- 0 | 0- 0 | 0- 0 | | | | |

[illegible]

Non-Div I Games: Queens (NY)

54 70

Fairleigh Dickinson

Loss, Non-Conf, S Site, H Home A Away N Neutral

| RPI | S | Opponent | Score |
|-----|---|----------|-------|
| 344 | H | Longwood | 75 59 |

F
a
i
r
l
e
i
g
h
D
i
c
k
i
n
s
o
n

F
a
i
r
l
e
i
g
h
D
i
c
k
i
n
s
o
n

Fairleigh Dickinson

| | | | | | | | | | | |
|-------------------|----------|-----------|----------------|------------|-------------|---------------|------|------|-------|-----------|
| Average RPI Win: | 268 | WON-LOST | WINNING | LAST 10 | STRENGTH OF | OPP. STRENGTH | TEAM | ADJ. | CONF. | ADJ CONF. |
| Average RPI Loss: | 188 | RECORD | PCT. RANK | GAMES | SCHEDULE | OF SCHEDULE | RPI | RPI | RPI | RPI |
| DIV. I ONLY | 3- 23 | 337 | 0- 10 | 250 | 235 | 335 | 335 | 15 | 15 | |
| DIV. I NON-CONF. | 3- 7 | 250 | 0- 0 | 211 | 347 | 309 | 309 | 16 | 16 | |
| TOTALS | RPI 1-25 | RPI 26-50 | W-L RECORDS | RPI 51-100 | RPI 101-150 | RPI 150+ | | | | |
| 3- 23 | 0- 0 | 0- 1 | OVERALL | 0- 2 | 0- 6 | 3- 14 | | | | |
| 3- 10 | 0- 0 | 0- 0 | HOME | 0- 0 | 0- 5 | 3- 5 | | | | |
| 0- 13 | 0- 0 | 0- 1 | AWAY | 0- 2 | 0- 1 | 0- 9 | | | | |
| 0- 0 | 0- 0 | 0- 0 | NEUTRAL | 0- 0 | 0- 0 | 0- 0 | | | | |
| 3- 7 | 0- 0 | 0- 0 | NON-CONFERENCE | 0- 1 | 0- 2 | 3- 4 | | | | |
| 3- 3 | 0- 0 | 0- 0 | HOME | 0- 0 | 0- 1 | 3- 2 | | | | |
| 0- 4 | 0- 0 | 0- 0 | AWAY | 0- 1 | 0- 1 | 0- 2 | | | | |
| 0- 0 | 0- 0 | 0- 0 | NEUTRAL | 0- 0 | 0- 0 | 0- 0 | | | | |
| 0- 16 | 0- 0 | 0- 1 | CONFERENCE | 0- 1 | 0- 4 | 0- 10 | | | | |
| 0- 7 | 0- 0 | 0- 0 | HOME | 0- 0 | 0- 4 | 0- 3 | | | | |
| 0- 9 | 0- 0 | 0- 1 | AWAY | 0- 1 | 0- 0 | 0- 7 | | | | |
| 0- 0 | 0- 0 | 0- 0 | NEUTRAL | 0- 0 | 0- 0 | 0- 0 | | | | |

| RPI S | Opponent | Score | RPI S | Opponent | Score | RPI S | Opponent | Score | RPI S | Opponent | Score | Team's RPI: 335 |
|---------------------------|------------------|-------|-------|----------------|-------|-------|--------------------|-------|-------|------------------|-------|-----------------|
| 46 | A Western Ky. | 55 76 | 75 | A Middle Tenn. | 69 87 | 106 | H FGCU | 50 65 | 116 | H Charlotte | 66 72 | |
| | | | 89 | A Mercer | 57 74 | 119 | H Old Dominion | 73 93 | 124 | H Southern Miss. | 67 82 | |
| | | | | | | 125 | A Arizona | 67 77 | 148 | H Louisiana Tech | 52 76 | |
| | | | | | | 168 | A Rice | 55 89 | 182 | A UAB | 55 66 | |
| | | | | | | 183 | A North Texas | 57 79 | 191 | A UTSA | 66 97 | |
| | | | | | | 191 | H UTSA | 62 72 | 191 | H UTSA | 62 72 | |
| | | | | | | 210 | H Indiana St. | 70 67 | 225 | H Richmond | 67 77 | |
| | | | | | | 226 | A Grand Canyon | 60 81 | 249 | H UMES | 59 76 | |
| | | | | | | 250 | H Jacksonville St. | 63 55 | 261 | A Marshall | 53 76 | |
| | | | | | | 291 | A North Florida | 88 95 | 299 | A UTEP | 59 69 | |
| | | | | | | 299 | H UTEP | 50 51 | 302 | A FIU | 65 74 | |
| | | | | | | 302 | H FIU | 60 65 | 345 | H Jackson St. | 67 58 | |
| LAST 12 Division I GAMES: | | | | | | | | | | | | |
| 191 | A UTSA | 66 97 | 119 | H Old Dominion | 73 93 | | | | | | | |
| 299 | A UTEP | 59 69 | 116 | H Charlotte | 66 72 | | | | | | | |
| 124 | H Southern Miss. | 67 82 | 302 | H FIU | 60 65 | | | | | | | |
| 148 | H Louisiana Tech | 52 76 | 75 | A Middle Tenn. | 69 87 | | | | | | | |
| 168 | A Rice | 55 89 | 182 | A UAB | 55 66 | | | | | | | |
| 183 | A North Texas | 57 79 | 299 | H UTEP | 50 51 | | | | | | | |

Non-Div I Games: Fla. Memorial 84 64

Fla. Atlantic

| | | | | | | | | | | |
|-------------------|----------|-----------|----------------|------------|-------------|---------------|------|------|-------|-----------|
| Average RPI Win: | 187 | WON-LOST | WINNING | LAST 10 | STRENGTH OF | OPP. STRENGTH | TEAM | ADJ. | CONF. | ADJ CONF. |
| Average RPI Loss: | 33 | RECORD | PCT. RANK | GAMES | SCHEDULE | OF SCHEDULE | RPI | RPI | RPI | RPI |
| DIV. I ONLY | 13- 15 | 192 | 4- 6 | 41 | 37 | 80 | 80 | 2 | 2 | |
| DIV. I NON-CONF. | 9- 4 | 85 | 0- 0 | 121 | 166 | 59 | 59 | 2 | 2 | |
| TOTALS | RPI 1-25 | RPI 26-50 | W-L RECORDS | RPI 51-100 | RPI 101-150 | RPI 150+ | | | | |
| 13- 15 | 1- 9 | 0- 4 | OVERALL | 3- 1 | 2- 1 | 7- 0 | | | | |
| 2- 6 | 0- 4 | 0- 1 | HOME | 0- 0 | 0- 1 | 2- 0 | | | | |
| 5- 8 | 0- 5 | 0- 2 | AWAY | 3- 1 | 1- 0 | 1- 0 | | | | |
| 6- 1 | 1- 0 | 0- 1 | NEUTRAL | 0- 0 | 1- 0 | 4- 0 | | | | |
| 9- 4 | 1- 1 | 0- 2 | NON-CONFERENCE | 1- 1 | 1- 0 | 6- 0 | | | | |
| 1- 0 | 0- 0 | 0- 0 | HOME | 0- 0 | 0- 0 | 1- 0 | | | | |
| 2- 3 | 0- 1 | 0- 1 | AWAY | 1- 1 | 0- 0 | 1- 0 | | | | |
| 6- 1 | 1- 0 | 0- 1 | NEUTRAL | 0- 0 | 1- 0 | 4- 0 | | | | |
| 4- 11 | 0- 8 | 0- 2 | CONFERENCE | 2- 0 | 1- 1 | 1- 0 | | | | |
| 1- 6 | 0- 4 | 0- 1 | HOME | 0- 0 | 0- 1 | 1- 0 | | | | |
| 3- 5 | 0- 4 | 0- 1 | AWAY | 2- 0 | 1- 0 | 0- 0 | | | | |
| 0- 0 | 0- 0 | 0- 0 | NEUTRAL | 0- 0 | 0- 0 | 0- 0 | | | | |

| RPI 1-25 | | | | RPI 26-50 | | | | RPI 51-100 | | | | Team's RPI: 80 | | | | RPI 101+ | | | |
|----------|---|-----------------|-------|-----------|---|-------------|--------|------------|---|--------------|-------|----------------|---|------------------|--------|----------|---|----------|-------|
| RPI | S | Opponent | Score | RPI | S | Opponent | Score | RPI | S | Opponent | Score | RPI | S | Opponent | Score | RPI | S | Opponent | Score |
| 3 | A | Mississippi St. | 49 82 | 28 | A | Arizona St. | 63 69 | 71 | A | Northwestern | 68 73 | 121 | N | Long Beach St. | 83 53 | | | | |
| 4 | H | South Carolina | 62 81 | 33 | A | LSU | 67 78 | 81 | A | Georgia | 76 68 | 123 | H | Ole Miss | 75 84 | | | | |
| 10 | A | Florida St. | 58 83 | 42 | H | Auburn | 75 82 | 84 | A | Chattanooga | 72 61 | 130 | A | Alabama | 66 56 | | | | |
| 14 | A | Kentucky | 48 67 | 44 | N | Indiana | 88 102 | 90 | A | Vanderbilt | 93 73 | 153 | H | Arkansas | 57 53 | | | | |
| 20 | N | Temple | 83 76 | | | | | | | | | 242 | N | South Ala. | 85 33 | | | | |
| 22 | H | Missouri | 67 74 | | | | | | | | | 244 | N | Wofford | 74 51 | | | | |
| 23 | A | Tennessee | 70 74 | | | | | | | | | 281 | N | N.C. A&T | 67 38 | | | | |
| 23 | H | Tennessee | 75 84 | | | | | | | | | 322 | A | Arkansas St. | 71 60 | | | | |
| 24 | A | Texas A&M | 76 84 | | | | | | | | | 327 | H | Southeastern La. | 102 51 | | | | |
| 24 | H | Texas A&M | 59 67 | | | | | | | | | 330 | N | Florida A&M | 78 65 | | | | |
| | | | | | | | | | | | | | | | | | | | |
| | | | | | | | | | | | | | | | | | | | |
| | | | | | | | | | | | | | | | | | | | |
| | | | | | | | | | | | | | | | | | | | |
| | | | | | | | | | | | | | | | | | | | |
| | | | | | | | | | | | | | | | | | | | |
| | | | | | | | | | | | | | | | | | | | |
| | | | | | | | | | | | | | | | | | | | |
| | | | | | | | | | | | | | | | | | | | |
| | | | | | | | | | | | | | | | | | | | |
| | | | | | | | | | | | | | | | | | | | |
| | | | | | | | | | | | | | | | | | | | |
| | | | | | | | | | | | | | | | | | | | |
| | | | | | | | | | | | | | | | | | | | |
| | | | | | | | | | | | | | | | | | | | |
| | | | | | | | | | | | | | | | | | | | |
| | | | | | | | | | | | | | | | | | | | |
| | | | | | | | | | | | | | | | | | | | |
| | | | | | | | | | | | | | | | | | | | |
| | | | | | | | | | | | | | | | | | | | |
| | | | | | | | | | | | | | | | | | | | |
| | | | | | | | | | | | | | | | | | | | |
| | | | | | | | | | | | | | | | | | | | |
| | | | | | | | | | | | | | | | | | | | |
| | | | | | | | | | | | | | | | | | | | |
| | | | | | | | | | | | | | | | | | | | |
| | | | | | | | | | | | | | | | | | | | |
| | | | | | | | | | | | | | | | | | | | |
| | | | | | | | | | | | | | | | | | | | |
| | | | | | | | | | | | | | | | | | | | |
| | | | | | | | | | | | | | | | | | | | |
| | | | | | | | | | | | | | | | | | | | |
| | | | | | | | | | | | | | | | | | | | |
| | | | | | | | | | | | | | | | | | | | |
| | | | | | | | | | | | | | | | | | | | |
| | | | | | | | | | | | | | | | | | | | |
| | | | | | | | | | | | | | | | | | | | |
| | | | | | | | | | | | | | | | | | | | |
| | | | | | | | | | | | | | | | | | | | |
| | | | | | | | | | | | | | | | | | | | |
| | | | | | | | | | | | | | | | | | | | |
| | | | | | | | | | | | | | | | | | | | |
| | | | | | | | | | | | | | | | | | | | |
| | | | | | | | | | | | | | | | | | | | |
| | | | | | | | | | | | | | | | | | | | |
| | | | | | | | | | | | | | | | | | | | |
| | | | | | | | | | | | | | | | | | | | |
| | | | | | | | | | | | | | | | | | | | |
| | | | | | | | | | | | | | | | | | | | |
| | | | | | | | | | | | | | | | | | | | |
| | | | | | | | | | | | | | | | | | | | |
| | | | | | | | | | | | | | | | | | | | |
| | | | | | | | | | | | | | | | | | | | |
| | | | | | | | | | | | | | | | | | | | |
| | | | | | | | | | | | | | | | | | | | |
| | | | | | | | | | | | | | | | | | | | |
| | | | | | | | | | | | | | | | | | | | |
| | | | | | | | | | | | | | | | | | | | |
| | | | | | | | | | | | | | | | | | | | |
| | | | | | | | | | | | | | | | | | | | |
| | | | | | | | | | | | | | | | | | | | |
| | | | | | | | | | | | | | | | | | | | |
| | | | | | | | | | | | | | | | | | | | |
| | | | | | | | | | | | | | | | | | | | |
| | | | | | | | | | | | | | | | | | | | |
| | | | | | | | | | | | | | | | | | | | |
| | | | | | | | | | | | | | | | | | | | |
| | | | | | | | | | | | | | | | | | | | |
| | | | | | | | | | | | | | | | | | | | |
| | | | | | | | | | | | | | | | | | | | |
| | | | | | | | | | | | | | | | | | | | |
| | | | | | | | | | | | | | | | | | | | |
| | | | | | | | | | | | | | | | | | | | |
| | | | | | | | | | | | | | | | | | | | |
| | | | | | | | | | | | | | | | | | | | |
| | | | | | | | | | | | | | | | | | | | |
| | | | | | | | | | | | | | | | | | | | |
| | | | | | | | | | | | | | | | | | | | |
| | | | | | | | | | | | | | | | | | | | |
| | | | | | | | | | | | | | | | | | | | |
| | | | | | | | | | | | | | | | | | | | |
| | | | | | | | | | | | | | | | | | | | |
| | | | | | | | | | | | | | | | | | | | |
| | | | | | | | | | | | | | | | | | | | |
| | | | | | | | | | | | | | | | | | | | |
| | | | | | | | | | | | | | | | | | | | |
| | | | | | | | | | | | | | | | | | | | |
| | | | | | | | | | | | | | | | | | | | |
| | | | | | | | | | | | | | | | | | | | |
| | | | | | | | | | | | | | | | | | | | |
| | | | | | | | | | | | | | | | | | | | |
| | | | | | | | | | | | | | | | | | | | |
| | | | | | | | | | | | | | | | | | | | |
| | | | | | | | | | | | | | | | | | | | |
| | | | | | | | | | | | | | | | | | | | |
| | | | | | | | | | | | | | | | | | | | |
| | | | | | | | | | | | | | | | | | | | |
| | | | | | | | | | | | | | | | | | | | |
| | | | | | | | | | | | | | | | | | | | |
| | | | | | | | | | | | | | | | | | | | |
| | | | | | | | | | | | | | | | | | | | |
| | | | | | | | | | | | | | | | | | | | |
| | | | | | | | | | | | | | | | | | | | |
| | | | | | | | | | | | | | | | | | | | |
| | | | | | | | | | | | | | | | | | | | |
| | | | | | | | | | | | | | | | | | | | |
| | | | | | | | | | | | | | | | | | | | |
| | | | | | | | | | | | | | | | | | | | |
| | | | | | | | | | | | | | | | | | | | |
| | | | | | | | | | | | | | | | | | | | |
| | | | | | | | | | | | | | | | | | | | |
| | | | | | | | | | | | | | | | | | | | |
| | | | | | | | | | | | | | | | | | | | |
| | | | | | | | | | | | | | | | | | | | |
| | | | | | | | | | | | | | | | | | | | |
| | | | | | | | | | | | | | | | | | | | |
| | | | | | | | | | | | | | | | | | | | |
| | | | | | | | | | | | | | | | | | | | |
| | | | | | | | | | | | | | | | | | | | |
| | | | | | | | | | | | | | | | | | | | |

Non-Div I Games:

Florida

■ Loss,
 ■ Non-Conf,
 ■ S Site,
 ■ H Home
 ■ A Away
 N Neutral

| | | | | | | | | | | |
|-------------------|----------|-----------|----------------|------------|-------------|---------------|------|------|-------|-----------|
| Average RPI Win: | 295 | WON-LOST | WINNING | LAST 10 | STRENGTH OF | OPP. STRENGTH | TEAM | ADJ. | CONF. | ADJ CONF. |
| Average RPI Loss: | 234 | RECORD | PCT. RANK | GAMES | SCHEDULE | OF SCHEDULE | RPI | RPI | RPI | RPI |
| DIV. I ONLY | 9- 17 | 255 | 8- 2 | 343 | 340 | 330 | 330 | 32 | 32 | |
| DIV. I NON-CONF. | 0- 11 | 335 | 0- 0 | 318 | 290 | 348 | 348 | 31 | 31 | |
| TOTALS | RPI 1-25 | RPI 26-50 | W-L RECORDS | RPI 51-100 | RPI 101-150 | RPI 150+ | | | | |
| 9- 17 | 0- 0 | 0- 0 | OVERALL | 0- 1 | 0- 1 | 9- 15 | | | | |
| 6- 6 | 0- 0 | 0- 0 | HOME | 0- 0 | 0- 0 | 6- 6 | | | | |
| 3- 7 | 0- 0 | 0- 0 | AWAY | 0- 0 | 0- 1 | 3- 6 | | | | |
| 0- 4 | 0- 0 | 0- 0 | NEUTRAL | 0- 1 | 0- 0 | 0- 3 | | | | |
| 0- 11 | 0- 0 | 0- 0 | NON-CONFERENCE | 0- 1 | 0- 1 | 0- 9 | | | | |
| 0- 4 | 0- 0 | 0- 0 | HOME | 0- 0 | 0- 0 | 0- 4 | | | | |
| 0- 3 | 0- 0 | 0- 0 | AWAY | 0- 0 | 0- 1 | 0- 2 | | | | |
| 0- 4 | 0- 0 | 0- 0 | NEUTRAL | 0- 1 | 0- 0 | 0- 3 | | | | |
| 9- 6 | 0- 0 | 0- 0 | CONFERENCE | 0- 0 | 0- 0 | 9- 6 | | | | |
| 6- 2 | 0- 0 | 0- 0 | HOME | 0- 0 | 0- 0 | 6- 2 | | | | |
| 3- 4 | 0- 0 | 0- 0 | AWAY | 0- 0 | 0- 0 | 3- 4 | | | | |
| 0- 0 | 0- 0 | 0- 0 | NEUTRAL | 0- 0 | 0- 0 | 0- 0 | | | | |

| RPI 1-25 | | | RPI 26-50 | | | RPI 51-100 | | | RPI 101+ | | | Team's RPI: 330 |
|---------------------------|---|----------|-----------|-----|---|--------------|--------------------|-------|----------|--------------------|-------|-----------------|
| RPI | S | Opponent | Score | RPI | S | Opponent | Score | RPI | S | Opponent | Score | |
| | | | | | | 80 N Florida | 65 78 | 130 A | | Alabama | 46 81 | |
| | | | | | | | | 157 H | | Omaha | 50 70 | |
| | | | | | | | | 169 H | | Morehead St. | 48 53 | |
| | | | | | | | | 185 H | | Bethune-Cookman | 41 64 | |
| | | | | | | | | 186 H | | Hampton | 62 44 | |
| | | | | | | | | 225 N | | Richmond | 51 64 | |
| | | | | | | | | 231 A | | Howard | 58 72 | |
| | | | | | | | | 231 H | | Howard | 55 51 | |
| | | | | | | | | 248 N | | Stony Brook | 49 80 | |
| | | | | | | | | 249 H | | UMES | 59 49 | |
| | | | | | | | | 250 N | | Jacksonville St. | 54 66 | |
| | | | | | | | | 261 A | | Marshall | 67 77 | |
| | | | | | | | | 272 H | | Coppin St. | 62 70 | |
| | | | | | | | | 277 H | | Norfolk St. | 59 51 | |
| | | | | | | | | 280 H | | Western Caro. | 61 62 | |
| | | | | | | | | 281 A | | N.C. A&T | 57 65 | |
| | | | | | | | | 290 A | | Savannah St. | 52 56 | |
| | | | | | | | | 291 A | | North Florida | 60 71 | |
| | | | | | | | | 292 H | | Eastern Ill. | 50 66 | |
| | | | | | | | | 333 A | | Morgan St. | 61 26 | |
| | | | | | | | | 333 H | | Morgan St. | 51 48 | |
| | | | | | | | | 342 A | | N.C. Central | 49 52 | |
| | | | | | | | | 347 A | | South Carolina St. | 81 61 | |
| | | | | | | | | 348 A | | Delaware St. | 65 56 | |
| | | | | | | | | 348 H | | Delaware St. | 69 61 | |
| LAST 12 Division I GAMES: | | | | | | | | | | | | |
| | | | | | | 347 A | South Carolina St. | 81 61 | | | | |
| | | | | | | 186 H | Hampton | 62 44 | | | | |
| | | | | | | 277 H | Norfolk St. | 59 51 | | | | |
| | | | | | | 342 A | N.C. Central | 49 52 | | | | |
| | | | | | | 281 A | N.C. A&T | 57 65 | | | | |
| | | | | | | 348 H | Delaware St. | 69 61 | | | | |
| | | | | | | 231 H | Howard | 55 51 | | | | |
| | | | | | | 333 A | Morgan St. | 61 26 | | | | |
| | | | | | | 348 A | Delaware St. | 65 56 | | | | |
| | | | | | | 249 H | UMES | 59 49 | | | | |
| | | | | | | 185 H | Bethune-Cookman | 41 64 | | | | |
| | | | | | | 290 A | Savannah St. | 52 56 | | | | |

Non-Div I Games: Thomas (GA) 74 65 Stillman 69 59

Florida A&M

■ Loss,
 ■ Non-Conf,
 ■ S Site,
 ■ Home
 ■ Away
 N Neutral

| Average RPI Win: | 111 | WON-LOST | WINNING | LAST 10 | STRENGTH OF | OPP. STRENGTH | TEAM | ADJ. | CONF. | ADJ CONF. |
|-------------------|----------|-----------|----------------|------------|-------------|---------------|------|------|-------|-----------|
| Average RPI Loss: | 25 | RECORD | PCT. RANK | GAMES | SCHEDULE | OF SCHEDULE | RPI | RPI | RPI | RPI |
| DIV. I ONLY | 25- 4 | 8 | 8- 2 | 19 | 34 | 10 | 10 | 3 | 3 | |
| DIV. I NON-CONF. | 12- 2 | 21 | 0- 1 | 39 | 55 | 18 | 18 | 4 | 4 | |
| TOTALS | RPI 1-25 | RPI 26-50 | W-L RECORDS | RPI 51-100 | RPI 101-150 | RPI 150+ | | | | |
| 25- 4 | 4- 2 | 3- 2 | OVERALL | 8- 0 | 4- 0 | 6- 0 | | | | |
| 13- 3 | 3- 2 | 2- 1 | HOME | 3- 0 | 2- 0 | 3- 0 | | | | |
| 9- 1 | 1- 0 | 0- 1 | AWAY | 4- 0 | 2- 0 | 2- 0 | | | | |
| 3- 0 | 0- 0 | 1- 0 | NEUTRAL | 1- 0 | 0- 0 | 1- 0 | | | | |
| 12- 2 | 0- 2 | 2- 0 | NON-CONFERENCE | 5- 0 | 0- 0 | 5- 0 | | | | |
| 6- 2 | 0- 2 | 1- 0 | HOME | 2- 0 | 0- 0 | 3- 0 | | | | |
| 3- 0 | 0- 0 | 0- 0 | AWAY | 2- 0 | 0- 0 | 1- 0 | | | | |
| 3- 0 | 0- 0 | 1- 0 | NEUTRAL | 1- 0 | 0- 0 | 1- 0 | | | | |
| 13- 2 | 4- 0 | 1- 2 | CONFERENCE | 3- 0 | 4- 0 | 1- 0 | | | | |
| 7- 1 | 3- 0 | 1- 1 | HOME | 1- 0 | 2- 0 | 0- 0 | | | | |
| 6- 1 | 1- 0 | 0- 1 | AWAY | 2- 0 | 2- 0 | 1- 0 | | | | |
| 0- 0 | 0- 0 | 0- 0 | NEUTRAL | 0- 0 | 0- 0 | 0- 0 | | | | |

| RPI | S | Opponent | Score | RPI | S | Opponent | Score | RPI | S | Opponent | Score | RPI | S | Opponent | Score |
|---------------------------|---|-------------|--------|-----|---|--------------------|-------|-----|---|---------------|--------|-----|---|------------------|-------|
| 1 | H | UConn | 76 78 | 31 | H | Syracuse | 77 58 | 53 | A | Georgia Tech | 69 63 | 111 | A | North Carolina | 90 77 |
| 8 | H | Duke | 69 45 | 32 | H | James Madison | 84 64 | 72 | H | Wake Forest | 102 60 | 118 | A | Clemson | 86 27 |
| 12 | H | Louisville | 72 65 | 38 | H | North Carolina St. | 61 70 | 77 | N | Gonzaga | 87 69 | 118 | H | Clemson | 80 47 |
| 13 | H | Texas | 88 92 | 40 | N | Michigan | 76 62 | 78 | A | Minnesota | 75 61 | 141 | H | Pittsburgh | 79 48 |
| 16 | A | Miami (FL) | 81 66 | 47 | A | Virginia | 51 60 | 80 | H | Florida | 83 58 | 163 | A | Boston College | 85 53 |
| 16 | H | Miami (FL) | 80 71 | | | | | 89 | A | Mercer | 83 40 | 182 | A | UAB | 93 47 |
| | | | | | | | | 92 | A | Virginia Tech | 82 54 | 250 | H | Jacksonville St. | 73 62 |
| | | | | | | | | 95 | H | Jacksonville | 90 47 | 280 | H | Western Caro. | 90 41 |
| | | | | | | | | | | | | 291 | H | North Florida | 95 39 |
| | | | | | | | | | | | | 339 | N | Winthrop | 98 35 |
| LAST 12 Division I GAMES: | | | | | | | | | | | | | | | |
| 141 | H | Pittsburgh | 79 48 | 163 | A | Boston College | 85 53 | 53 | A | Georgia Tech | 69 63 | | | | |
| 118 | H | Clemson | 80 47 | 92 | A | Virginia Tech | 82 54 | 31 | H | Syracuse | 77 58 | | | | |
| 47 | A | Virginia | 51 60 | 118 | A | Clemson | 86 27 | | | | | | | | |
| 13 | H | Texas | 88 92 | 12 | H | Louisville | 72 65 | | | | | | | | |
| 72 | H | Wake Forest | 102 60 | | | | | | | | | | | | |
| 16 | H | Miami (FL) | 80 71 | | | | | | | | | | | | |

Non-Div I Games:

Florida St.

| | | | | | | | | | |
|------------------------------|----------|-----------|----------------|-------------|---------------|----------|------|-------|-----------|
| Average RPI Win: 196 | WON-LOST | WINNING | LAST 10 | STRENGTH OF | OPP. STRENGTH | TEAM | ADJ. | CONF. | ADJ CONF. |
| Average RPI Loss: 109 | RECORD | PCT. RANK | GAMES | SCHEDULE | OF SCHEDULE | RPI | RPI | RPI | RPI |
| DIV. I ONLY | 20- 10 | 90 | 5- 5 | 152 | 101 | 113 | 113 | 12 | 12 |
| DIV. I NON-CONF. | 9- 5 | 112 | 0- 0 | 103 | 88 | 110 | 110 | 12 | 12 |
| TOTALS | RPI 1-25 | RPI 26-50 | W-L RECORDS | RPI 51-100 | RPI 101-150 | RPI 150+ | | | |
| 20- 10 | 0- 1 | 1- 1 | OVERALL | 1- 3 | 4- 3 | 14- 2 | | | |
| 15- 3 | 0- 0 | 1- 0 | HOME | 1- 2 | 4- 1 | 9- 0 | | | |
| 4- 6 | 0- 1 | 0- 1 | AWAY | 0- 0 | 0- 0 | 4- 0 | | | |
| 1- 1 | 0- 0 | 0- 0 | NEUTRAL | 0- 1 | 0- 0 | 1- 0 | | | |
| 9- 5 | 0- 1 | 0- 0 | NON-CONFERENCE | 1- 3 | 2- 0 | 6- 1 | | | |
| 8- 2 | 0- 0 | 0- 0 | HOME | 1- 2 | 2- 0 | 5- 0 | | | |
| 0- 2 | 0- 1 | 0- 0 | AWAY | 0- 0 | 0- 0 | 0- 1 | | | |
| 1- 1 | 0- 0 | 0- 0 | NEUTRAL | 0- 1 | 0- 0 | 1- 0 | | | |
| 11- 5 | 0- 0 | 1- 1 | CONFERENCE | 0- 0 | 2- 3 | 8- 1 | | | |
| 7- 1 | 0- 0 | 1- 0 | HOME | 0- 0 | 2- 1 | 4- 0 | | | |
| 4- 4 | 0- 0 | 0- 1 | AWAY | 0- 0 | 0- 2 | 4- 1 | | | |
| 0- 0 | 0- 0 | 0- 0 | NEUTRAL | 0- 0 | 0- 0 | 0- 0 | | | |

| RPI 1-25 | | | | RPI 26-50 | | | | RPI 51-100 | | | | RPI 101+ Team's RPI: 113 | | | |
|---------------------------|---|-----------------|--------------|-----------|---|-------------------|--------------|------------|---|-----------------|--------------|--------------------------|---|-----------------|--------------|
| RPI | S | Opponent | Score | RPI | S | Opponent | Score | RPI | S | Opponent | Score | RPI | S | Opponent | Score |
| 2 | A | Notre Dame | 36 67 | 45 | H | Dayton | 66 52 | 52 | H | Little Rock | 65 43 | 103 | A | Saint Louis | 58 82 |
| | | | | 48 | A | George Washington | 46 63 | 68 | H | St. John's (NY) | 45 59 | 109 | A | Saint Joseph's | 44 47 |
| | | | | | | | | 94 | H | Buffalo | 54 58 | 109 | H | Saint Joseph's | 44 39 |
| | | | | | | | | 100 | N | Texas Tech | 50 59 | 122 | H | Princeton | 57 55 |
| | | | | | | | | | | | | 133 | H | Albany (NY) | 89 82 |
| | | | | | | | | | | | | 136 | H | Duquesne | 64 51 |
| | | | | | | | | | | | | 138 | H | VCU | 58 61 |
| | | | | | | | | | | | | 151 | A | Iona | 46 55 |
| | | | | | | | | | | | | 163 | H | Boston College | 56 49 |
| | | | | | | | | | | | | 167 | A | La Salle | 66 61 |
| | | | | | | | | | | | | 190 | A | George Mason | 53 49 |
| | | | | | | | | | | | | 201 | N | Grambling | 59 53 |
| | | | | | | | | | | | | 225 | H | Richmond | 67 41 |
| | | | | | | | | | | | | 239 | A | St. Bonaventure | 60 44 |
| | | | | | | | | | | | | 239 | H | St. Bonaventure | 57 45 |
| | | | | | | | | | | | | 240 | H | Niagara | 92 69 |
| | | | | | | | | | | | | 246 | H | Furman | 60 47 |
| | | | | | | | | | | | | 254 | H | UNC Asheville | 55 42 |
| | | | | | | | | | | | | 269 | H | Manhattan | 63 60 |
| | | | | | | | | | | | | 276 | A | Davidson | 51 52 |
| | | | | | | | | | | | | 276 | H | Davidson | 85 72 |
| | | | | | | | | | | | | 300 | A | Rhode Island | 74 69 |
| | | | | | | | | | | | | 311 | H | Massachusetts | 74 43 |
| LAST 12 Division I GAMES: | | | | | | | | | | | | | | | |
| 167 | A | La Salle | 66 61 | 48 | A | George Washington | 46 63 | 103 | A | Saint Louis | 58 82 | | | | |
| 45 | H | Dayton | 66 52 | 138 | H | VCU | 58 61 | 109 | A | Saint Joseph's | 44 47 | | | | |
| 276 | A | Davidson | 51 52 | 239 | A | St. Bonaventure | 60 44 | 225 | H | Richmond | 67 41 | | | | |
| 311 | H | Massachusetts | 74 43 | | | | | | | | | | | | |
| 109 | H | Saint Joseph's | 44 39 | | | | | | | | | | | | |
| 239 | H | St. Bonaventure | 57 45 | | | | | | | | | | | | |

Non-Div I Games:

Fordham

■ Loss,
 ■ Non-Conf,
 S Site,
 ■ Home
 ■ Away
 N Neutral

Fort Wayne

Through Games Of Feb. 25, 2017

| | | | | | | | | | | |
|-------------------|----------|-----------|----------------|------------|-------------|---------------|------|------|-------|-----------|
| Average RPI Win: | 267 | WON-LOST | WINNING | LAST 10 | STRENGTH OF | OPP. STRENGTH | TEAM | ADJ. | CONF. | ADJ CONF. |
| Average RPI Loss: | 149 | RECORD | PCT. RANK | GAMES | SCHEDULE | OF SCHEDULE | RPI | RPI | RPI | RPI |
| DIV. I ONLY | 4- 23 | 329 | 2- 8 | 186 | 168 | 317 | 317 | 11 | 11 | |
| DIV. I NON-CONF. | 2- 9 | 293 | 0- 0 | 281 | 261 | 315 | 315 | 10 | 10 | |
| TOTALS | RPI 1-25 | RPI 26-50 | W-L RECORDS | RPI 51-100 | RPI 101-150 | RPI 150+ | | | | |
| 4- 23 | 0- 0 | 0- 2 | OVERALL | 0- 7 | 0- 3 | 4- 11 | | | | |
| 2- 9 | 0- 0 | 0- 1 | HOME | 0- 4 | 0- 1 | 2- 3 | | | | |
| 1- 13 | 0- 0 | 0- 1 | AWAY | 0- 3 | 0- 2 | 1- 7 | | | | |
| 1- 1 | 0- 0 | 0- 0 | NEUTRAL | 0- 0 | 0- 0 | 1- 1 | | | | |
| 2- 9 | 0- 0 | 0- 0 | NON-CONFERENCE | 0- 1 | 0- 3 | 2- 5 | | | | |
| 0- 3 | 0- 0 | 0- 0 | HOME | 0- 1 | 0- 1 | 0- 1 | | | | |
| 1- 5 | 0- 0 | 0- 0 | AWAY | 0- 0 | 0- 2 | 1- 3 | | | | |
| 1- 1 | 0- 0 | 0- 0 | NEUTRAL | 0- 0 | 0- 0 | 1- 1 | | | | |
| 2- 14 | 0- 0 | 0- 2 | CONFERENCE | 0- 6 | 0- 0 | 2- 6 | | | | |
| 2- 6 | 0- 0 | 0- 1 | HOME | 0- 3 | 0- 0 | 2- 2 | | | | |
| 0- 8 | 0- 0 | 0- 1 | AWAY | 0- 3 | 0- 0 | 0- 4 | | | | |
| 0- 0 | 0- 0 | 0- 0 | NEUTRAL | 0- 0 | 0- 0 | 0- 0 | | | | |

| RPI S | Opponent | Score | RPI S | Opponent | Score | RPI S | Opponent | Score | RPI S | Opponent | Score | Team's RPI: 317 |
|---------------------------|--------------------|-------|-------|----------------|-------|-------|--------------------|-------|-------|----------|-------|-----------------|
| 34 | A South Dakota St. | 51 73 | 60 | H Belmont | 59 85 | 108 | A Kent St. | 55 66 | | | | |
| 34 | H South Dakota St. | 59 76 | 62 | A IUPUI | 55 66 | 139 | A Wright St. | 51 62 | | | | |
| | | | 62 | H IUPUI | 48 62 | 145 | H Oakland | 61 82 | | | | |
| | | | 63 | A South Dakota | 59 87 | 154 | A Oral Roberts | 56 82 | | | | |
| | | | 63 | H South Dakota | 55 82 | 154 | H Oral Roberts | 59 75 | | | | |
| | | | 73 | A Western Ill. | 51 77 | 157 | A Omaha | 49 63 | | | | |
| | | | 73 | H Western Ill. | 53 75 | 157 | H Omaha | 65 62 | | | | |
| | | | | | | 178 | A Western Mich. | 35 61 | | | | |
| | | | | | | 208 | A Illinois | 33 56 | | | | |
| | | | | | | 232 | N Miami (OH) | 47 69 | | | | |
| | | | | | | 260 | H Coastal Caro. | 57 72 | | | | |
| | | | | | | 263 | A Butler | 64 70 | | | | |
| | | | | | | 293 | N Eastern Ky. | 68 59 | | | | |
| | | | | | | 294 | A North Dakota St. | 56 68 | | | | |
| | | | | | | 294 | H North Dakota St. | 72 68 | | | | |
| | | | | | | 310 | A Denver | 50 78 | | | | |
| | | | | | | 310 | H Denver | 72 78 | | | | |
| | | | | | | 323 | A Ill.-Chicago | 61 55 | | | | |
| LAST 12 Division I GAMES: | | | | | | | | | | | | |
| 62 | A IUPUI | 55 66 | 310 | A Denver | 50 78 | | | | | | | |
| 73 | A Western Ill. | 51 77 | 62 | H IUPUI | 48 62 | | | | | | | |
| 34 | H South Dakota St. | 59 76 | 157 | H Omaha | 65 62 | | | | | | | |
| 157 | A Omaha | 49 63 | 154 | H Oral Roberts | 59 75 | | | | | | | |
| 294 | H North Dakota St. | 72 68 | 63 | A South Dakota | 59 87 | | | | | | | |
| 63 | H South Dakota | 55 82 | 310 | H Denver | 72 78 | | | | | | | |

Non-Div I Games: Defiance 76 58 Trine 71 80

Fort Wayne

Loss, Non-Conf, S Site, H Home A Away N Neutral

| Average RPI Win: 235 | | WON-LOST | WINNING | LAST 10 | STRENGTH OF | OPP. STRENGTH | TEAM | ADJ. | CONF. | ADJ CONF. |
|-----------------------|------|----------|-----------|----------------|-------------|---------------|----------|------|-------|-----------|
| Average RPI Loss: 119 | | RECORD | PCT. RANK | GAMES | SCHEDULE | OF SCHEDULE | RPI | RPI | RPI | RPI |
| DIV. I ONLY | | 13- 12 | 163 | 5- 5 | 191 | 140 | 174 | 174 | 13 | 13 |
| DIV. I NON-CONF. | | 5- 4 | 143 | 0- 0 | 142 | 154 | 143 | 143 | 15 | 15 |
| TOTALS | | RPI 1-25 | RPI 26-50 | W-L RECORDS | RPI 51-100 | RPI 101-150 | RPI 150+ | | | |
| 13- 12 | 0- 1 | | 0- 2 | OVERALL | 1- 2 | 2- 3 | 10- 4 | | | |
| 6- 6 | 0- 0 | | 0- 1 | HOME | 0- 1 | 2- 1 | 4- 3 | | | |
| 5- 6 | 0- 1 | | 0- 1 | AWAY | 0- 1 | 0- 2 | 5- 1 | | | |
| 2- 0 | 0- 0 | | 0- 0 | NEUTRAL | 1- 0 | 0- 0 | 1- 0 | | | |
| 5- 4 | 0- 1 | | 0- 0 | NON-CONFERENCE | 1- 1 | 1- 0 | 3- 2 | | | |
| 1- 3 | 0- 0 | | 0- 0 | HOME | 0- 1 | 1- 0 | 0- 2 | | | |
| 2- 1 | 0- 1 | | 0- 0 | AWAY | 0- 0 | 0- 0 | 2- 0 | | | |
| 2- 0 | 0- 0 | | 0- 0 | NEUTRAL | 1- 0 | 0- 0 | 1- 0 | | | |
| 8- 8 | 0- 0 | | 0- 2 | CONFERENCE | 0- 1 | 1- 3 | 7- 2 | | | |
| 5- 3 | 0- 0 | | 0- 1 | HOME | 0- 0 | 1- 1 | 4- 1 | | | |
| 3- 5 | 0- 0 | | 0- 1 | AWAY | 0- 1 | 0- 2 | 3- 1 | | | |
| 0- 0 | 0- 0 | | 0- 0 | NEUTRAL | 0- 0 | 0- 0 | 0- 0 | | | |

| RPI 1-25 | | | | | RPI 26-50 | | | | | RPI 51-100 | | | | | RPI 101+ | | | | | Team's RPI: 174 | |
|---------------------------|---|------------|-------|----|-----------|---|---------------|-------|----|------------|---|--------------|-------|----|----------|---|------------------|-------|----|-----------------|--|
| RPI | S | Opponent | Score | | RPI | S | Opponent | Score | | RPI | S | Opponent | Score | | RPI | S | Opponent | Score | | | |
| 7 | A | Washington | 54 | 85 | 49 | A | Colorado St. | 56 | 73 | 60 | N | Belmont | 62 | 53 | 105 | A | Wyoming | 48 | 70 | | |
| | | | | | 49 | H | Colorado St. | 64 | 66 | 69 | A | Boise St. | 66 | 67 | 105 | H | Wyoming | 52 | 47 | | |
| | | | | | | | | | | 70 | H | Utah | 55 | 65 | 140 | H | San Francisco | 61 | 48 | | |
| | | | | | | | | | | | | | | | 142 | A | New Mexico | 57 | 66 | | |
| | | | | | | | | | | | | | | | 142 | H | New Mexico | 54 | 80 | | |
| | | | | | | | | | | | | | | | 166 | H | CSUN | 57 | 61 | | |
| | | | | | | | | | | | | | | | 198 | A | San Jose St. | 68 | 77 | | |
| | | | | | | | | | | | | | | | 198 | H | San Jose St. | 88 | 74 | | |
| | | | | | | | | | | | | | | | 200 | H | Utah St. | 47 | 52 | | |
| | | | | | | | | | | | | | | | 230 | A | Weber St. | 60 | 57 | | |
| | | | | | | | | | | | | | | | 233 | H | UC Santa Barbara | 49 | 50 | | |
| | | | | | | | | | | | | | | | 251 | A | Pacific | 74 | 67 | | |
| | | | | | | | | | | | | | | | 268 | A | San Diego St. | 59 | 51 | | |
| | | | | | | | | | | | | | | | 268 | H | San Diego St. | 59 | 50 | | |
| | | | | | | | | | | | | | | | 287 | A | Nevada | 71 | 70 | | |
| | | | | | | | | | | | | | | | 287 | H | Nevada | 68 | 54 | | |
| | | | | | | | | | | | | | | | 320 | A | Air Force | 72 | 56 | | |
| | | | | | | | | | | | | | | | 320 | H | Air Force | 63 | 40 | | |
| | | | | | | | | | | | | | | | 324 | N | UC Irvine | 63 | 45 | | |
| LAST 12 Division I GAMES: | | | | | | | | | | | | | | | | | | | | | |
| | | | | | 268 | H | San Diego St. | 59 | 50 | 320 | A | Air Force | 72 | 56 | | | | | | | |
| | | | | | 142 | A | New Mexico | 57 | 66 | 200 | H | Utah St. | 47 | 52 | | | | | | | |
| | | | | | 198 | A | San Jose St. | 68 | 77 | 287 | H | Nevada | 68 | 54 | | | | | | | |
| | | | | | 49 | H | Colorado St. | 64 | 66 | 49 | A | Colorado St. | 56 | 73 | | | | | | | |
| | | | | | 105 | H | Wyoming | 52 | 47 | 69 | A | Boise St. | 66 | 67 | | | | | | | |
| | | | | | 268 | A | San Diego St. | 59 | 51 | 320 | H | Air Force | 63 | 40 | | | | | | | |

| | | | | | | |
|------------------|-------|----|----|--------------------|----|----|
| Non-Div I Games: | Biola | 71 | 50 | Cal St. Dom. Hills | 73 | 60 |
|------------------|-------|----|----|--------------------|----|----|

Fresno St.

Loss, Non-Conf, S Site, H Home A Away N Neutral

| | | | | | | | | | |
|------------------------------|---------------|------------|----------------|-------------|---------------|------------|------------|-----------|-----------|
| Average RPI Win: 251 | WON-LOST | WINNING | LAST 10 | STRENGTH OF | OPP. STRENGTH | TEAM | ADJ. | CONF. | ADJ CONF. |
| Average RPI Loss: 153 | RECORD | PCT. RANK | GAMES | SCHEDULE | OF SCHEDULE | RPI | RPI | RPI | RPI |
| DIV. I ONLY | 11- 16 | 226 | 3- 7 | 226 | 206 | 246 | 246 | 17 | 17 |
| DIV. I NON-CONF. | 4- 9 | 248 | 0- 1 | 287 | 198 | 311 | 311 | 20 | 20 |
| TOTALS | RPI 1-25 | RPI 26-50 | W-L RECORDS | RPI 51-100 | RPI 101-150 | RPI 150+ | | | |
| 11- 16 | 0- 0 | 0- 1 | OVERALL | 1- 5 | 0- 3 | 10- 7 | | | |
| 9- 4 | 0- 0 | 0- 0 | HOME | 1- 1 | 0- 1 | 8- 2 | | | |
| 2- 11 | 0- 0 | 0- 1 | AWAY | 0- 0 | 0- 0 | 2- 0 | | | |
| 0- 1 | 0- 0 | 0- 0 | NEUTRAL | 0- 0 | 0- 1 | 0- 0 | | | |
| 4- 9 | 0- 0 | 0- 1 | NON-CONFERENCE | 0- 2 | 0- 3 | 4- 3 | | | |
| 4- 2 | 0- 0 | 0- 0 | HOME | 0- 0 | 0- 1 | 4- 1 | | | |
| 0- 6 | 0- 0 | 0- 1 | AWAY | 0- 2 | 0- 1 | 0- 2 | | | |
| 0- 1 | 0- 0 | 0- 0 | NEUTRAL | 0- 0 | 0- 1 | 0- 0 | | | |
| 7- 7 | 0- 0 | 0- 0 | CONFERENCE | 1- 3 | 0- 0 | 6- 4 | | | |
| 5- 2 | 0- 0 | 0- 0 | HOME | 1- 1 | 0- 0 | 4- 1 | | | |
| 2- 5 | 0- 0 | 0- 0 | AWAY | 0- 2 | 0- 0 | 2- 3 | | | |
| 0- 0 | 0- 0 | 0- 0 | NEUTRAL | 0- 0 | 0- 0 | 0- 0 | | | |

| RPI 1-25 | | | RPI 26-50 | | | RPI 51-100 | | | RPI 101+ | | | Team's RPI: 246 | | | |
|---------------------------|---|----------|-----------|-----|---|---------------|-------|-----|----------|---------------|-------|-----------------|---|---------------|-------|
| RPI | S | Opponent | Score | RPI | S | Opponent | Score | RPI | S | Opponent | Score | RPI | S | Opponent | Score |
| | | | | 41 | A | Central Mich. | 71 81 | 72 | A | Wake Forest | 52 59 | 113 | A | Fordham | 47 60 |
| | | | | | | | | 81 | A | Georgia | 62 67 | 120 | N | Eastern Wash. | 56 68 |
| | | | | | | | | 84 | A | Chattanooga | 43 66 | 138 | H | VCU | 61 75 |
| | | | | | | | | 84 | H | Chattanooga | 65 48 | 195 | A | ETSU | 66 75 |
| | | | | | | | | 89 | A | Mercer | 52 76 | 195 | H | ETSU | 64 74 |
| | | | | | | | | 89 | H | Mercer | 47 68 | 215 | A | UNCG | 52 65 |
| | | | | | | | | | | | | 215 | H | UNCG | 65 55 |
| | | | | | | | | | | | | 225 | H | Richmond | 48 54 |
| | | | | | | | | | | | | 227 | A | UNCW | 52 56 |
| | | | | | | | | | | | | 237 | A | Samford | 54 50 |
| | | | | | | | | | | | | 237 | H | Samford | 53 48 |
| | | | | | | | | | | | | 244 | A | Wofford | 69 49 |
| | | | | | | | | | | | | 244 | H | Wofford | 65 60 |
| | | | | | | | | | | | | 254 | H | UNC Asheville | 63 51 |
| | | | | | | | | | | | | 276 | A | Davidson | 61 71 |
| | | | | | | | | | | | | 280 | A | Western Caro. | 72 75 |
| | | | | | | | | | | | | 280 | H | Western Caro. | 73 44 |
| | | | | | | | | | | | | 304 | H | Gardner-Webb | 84 62 |
| | | | | | | | | | | | | 321 | H | USC Upstate | 57 37 |
| | | | | | | | | | | | | 342 | H | N.C. Central | 60 40 |
| LAST 12 Division I GAMES: | | | | | | | | | | | | | | | |
| | | | | 41 | A | Central Mich. | 71 81 | 215 | A | UNCG | 52 65 | | | | |
| | | | | 195 | A | ETSU | 66 75 | 280 | A | Western Caro. | 72 75 | | | | |
| | | | | 84 | A | Chattanooga | 43 66 | 84 | H | Chattanooga | 65 48 | | | | |
| | | | | 89 | H | Mercer | 47 68 | 195 | H | ETSU | 64 74 | | | | |
| | | | | 237 | H | Samford | 53 48 | 237 | A | Samford | 54 50 | | | | |
| | | | | 244 | H | Wofford | 65 60 | 89 | A | Mercer | 52 76 | | | | |

Non-Div I Games: Bob Jones 95 45 Mars Hill 81 46 Newberry 67 41

Furman

Loss, Non-Conf, S Site, H Home A Away N Neutral

Ga. Southern

Through Games Of Feb. 25, 2017

| | | | | | | | | | | |
|-------------------|----------|-----------|----------------|------------|-------------|---------------|------|------|-------|-----------|
| Average RPI Win: | 266 | WON-LOST | WINNING | LAST 10 | STRENGTH OF | OPP. STRENGTH | TEAM | ADJ. | CONF. | ADJ CONF. |
| Average RPI Loss: | 151 | RECORD | PCT. RANK | GAMES | SCHEDULE | OF SCHEDULE | RPI | RPI | RPI | RPI |
| DIV. I ONLY | 12- 15 | 205 | 6- 4 | 228 | 272 | 219 | 219 | 21 | 21 | |
| DIV. I NON-CONF. | 3- 7 | 250 | 0- 0 | 170 | 324 | 254 | 254 | 19 | 19 | |
| TOTALS | RPI 1-25 | RPI 26-50 | W-L RECORDS | RPI 51-100 | RPI 101-150 | RPI 150+ | | | | |
| 12- 15 | 0- 0 | 0- 0 | OVERALL | 0- 4 | 0- 5 | 12- 6 | | | | |
| 7- 6 | 0- 0 | 0- 0 | HOME | 0- 2 | 0- 2 | 7- 2 | | | | |
| 5- 9 | 0- 0 | 0- 0 | AWAY | 0- 2 | 0- 3 | 5- 4 | | | | |
| 0- 0 | 0- 0 | 0- 0 | NEUTRAL | 0- 0 | 0- 0 | 0- 0 | | | | |
| 3- 7 | 0- 0 | 0- 0 | NON-CONFERENCE | 0- 2 | 0- 3 | 3- 2 | | | | |
| 2- 2 | 0- 0 | 0- 0 | HOME | 0- 1 | 0- 1 | 2- 0 | | | | |
| 1- 5 | 0- 0 | 0- 0 | AWAY | 0- 1 | 0- 2 | 1- 2 | | | | |
| 0- 0 | 0- 0 | 0- 0 | NEUTRAL | 0- 0 | 0- 0 | 0- 0 | | | | |
| 9- 8 | 0- 0 | 0- 0 | CONFERENCE | 0- 2 | 0- 2 | 9- 4 | | | | |
| 5- 4 | 0- 0 | 0- 0 | HOME | 0- 1 | 0- 1 | 5- 2 | | | | |
| 4- 4 | 0- 0 | 0- 0 | AWAY | 0- 1 | 0- 1 | 4- 2 | | | | |
| 0- 0 | 0- 0 | 0- 0 | NEUTRAL | 0- 0 | 0- 0 | 0- 0 | | | | |

| RPI 1-25 | | | | RPI 26-50 | | | | RPI 51-100 | | | | RPI 101+ Team's RPI: 219 | | | | | |
|---------------------------|---|----------|-------|-----------|---|-----------------|-------|------------|---|--------------|-------|--------------------------|-----|----------|--------------------|----|----|
| RPI | S | Opponent | Score | RPI | S | Opponent | Score | RPI | S | Opponent | Score | RPI | S | Opponent | Score | | |
| | | | | | | | | 52 | A | Little Rock | 41 | 57 | 104 | H | UCF | 54 | 74 |
| | | | | | | | | 62 | A | IUPUI | 57 | 83 | 115 | A | Troy | 67 | 77 |
| | | | | | | | | 89 | H | Mercer | 56 | 77 | 115 | H | Troy | 86 | 89 |
| | | | | | | | | 98 | H | UT Arlington | 60 | 69 | 118 | A | Clemson | 47 | 58 |
| | | | | | | | | | | | | | 130 | A | Alabama | 48 | 66 |
| | | | | | | | | | | | | | 152 | H | Texas St. | 71 | 69 |
| | | | | | | | | | | | | | 160 | A | Louisiana | 52 | 79 |
| | | | | | | | | | | | | | 160 | H | Louisiana | 63 | 60 |
| | | | | | | | | | | | | | 213 | A | Appalachian St. | 48 | 73 |
| | | | | | | | | | | | | | 213 | H | Appalachian St. | 53 | 50 |
| | | | | | | | | | | | | | 242 | A | South Ala. | 53 | 45 |
| | | | | | | | | | | | | | 242 | H | South Ala. | 46 | 55 |
| | | | | | | | | | | | | | 250 | A | Jacksonville St. | 55 | 67 |
| | | | | | | | | | | | | | 257 | H | Georgia St. | 54 | 58 |
| | | | | | | | | | | | | | 260 | A | Coastal Caro. | 65 | 62 |
| | | | | | | | | | | | | | 260 | H | Coastal Caro. | 78 | 70 |
| | | | | | | | | | | | | | 266 | A | Charleston So. | 54 | 55 |
| | | | | | | | | | | | | | 281 | H | N.C. A&T | 65 | 50 |
| | | | | | | | | | | | | | 290 | A | Savannah St. | 50 | 45 |
| | | | | | | | | | | | | | 322 | A | Arkansas St. | 84 | 76 |
| | | | | | | | | | | | | | 334 | A | La.-Monroe | 65 | 44 |
| | | | | | | | | | | | | | 334 | H | La.-Monroe | 76 | 65 |
| | | | | | | | | | | | | | 347 | H | South Carolina St. | 74 | 58 |
| LAST 12 Division I GAMES: | | | | | | | | | | | | | | | | | |
| | | | | 322 | A | Arkansas St. | 84 | 76 | | | | | 334 | H | La.-Monroe | 76 | 65 |
| | | | | 52 | A | Little Rock | 41 | 57 | | | | | 160 | H | Louisiana | 63 | 60 |
| | | | | 152 | H | Texas St. | 71 | 69 | | | | | 242 | A | South Ala. | 53 | 45 |
| | | | | 98 | H | UT Arlington | 60 | 69 | | | | | 115 | A | Troy | 67 | 77 |
| | | | | 260 | A | Coastal Caro. | 65 | 62 | | | | | 213 | H | Appalachian St. | 53 | 50 |
| | | | | 213 | A | Appalachian St. | 48 | 73 | | | | | 260 | H | Coastal Caro. | 78 | 70 |

Non-Div I Games: Thomas (GA) 106 43

Ga. Southern

■ Loss,
 ■ Non-Conf,
 ■ S Site,
 ■ H Home
 ■ A Away
 N Neutral

| | | | | | | | | | | |
|-------------------|----------|-----------|----------------|------------|-------------|---------------|------|------|-------|-----------|
| Average RPI Win: | 307 | WON-LOST | WINNING | LAST 10 | STRENGTH OF | OPP. STRENGTH | TEAM | ADJ. | CONF. | ADJ CONF. |
| Average RPI Loss: | 197 | RECORD | PCT. RANK | GAMES | SCHEDULE | OF SCHEDULE | RPI | RPI | RPI | RPI |
| DIV. I ONLY | 8- 16 | 260 | 3- 7 | 323 | 305 | 304 | 304 | 28 | 28 | |
| DIV. I NON-CONF. | 2- 6 | 275 | 0- 0 | 313 | 224 | 282 | 282 | 28 | 28 | |
| TOTALS | RPI 1-25 | RPI 26-50 | W-L RECORDS | RPI 51-100 | RPI 101-150 | RPI 150+ | | | | |
| 8- 16 | 0- 0 | 0- 0 | OVERALL | 0- 1 | 0- 3 | 8- 12 | | | | |
| 4- 4 | 0- 0 | 0- 0 | HOME | 0- 0 | 0- 1 | 4- 3 | | | | |
| 4- 10 | 0- 0 | 0- 0 | AWAY | 0- 1 | 0- 1 | 4- 3 | | | | |
| 0- 2 | 0- 0 | 0- 0 | NEUTRAL | 0- 0 | 0- 0 | 0- 2 | | | | |
| 2- 6 | 0- 0 | 0- 0 | NON-CONFERENCE | 0- 1 | 0- 1 | 2- 4 | | | | |
| 0- 0 | 0- 0 | 0- 0 | HOME | 0- 0 | 0- 0 | 0- 0 | | | | |
| 2- 4 | 0- 0 | 0- 0 | AWAY | 0- 1 | 0- 1 | 2- 2 | | | | |
| 0- 2 | 0- 0 | 0- 0 | NEUTRAL | 0- 0 | 0- 0 | 0- 2 | | | | |
| 6- 10 | 0- 0 | 0- 0 | CONFERENCE | 0- 0 | 0- 2 | 6- 8 | | | | |
| 4- 4 | 0- 0 | 0- 0 | HOME | 0- 0 | 0- 1 | 4- 3 | | | | |
| 2- 6 | 0- 0 | 0- 0 | AWAY | 0- 0 | 0- 1 | 2- 5 | | | | |
| 0- 0 | 0- 0 | 0- 0 | NEUTRAL | 0- 0 | 0- 0 | 0- 0 | | | | |

| RPI 1-25 | | | RPI 26-50 | | | RPI 51-100 | | | RPI 101+ | | | Team's RPI: 304 |
|---------------------------|---|----------|-----------|-----|---|--------------------|-------|-----------------------|----------|----------|-------|-----------------|
| RPI | S | Opponent | Score | RPI | S | Opponent | Score | RPI | S | Opponent | Score | |
| | | | | | | 92 A Virginia Tech | 42 76 | 104 A UCF | | | 52 66 | |
| | | | | | | | | 131 A Radford | | | 57 67 | |
| | | | | | | | | 131 H Radford | | | 42 51 | |
| | | | | | | | | 182 N UAB | | | 49 59 | |
| | | | | | | | | 192 A Campbell | | | 56 67 | |
| | | | | | | | | 192 H Campbell | | | 61 73 | |
| | | | | | | | | 213 N Appalachian St. | | | 67 72 | |
| | | | | | | | | 229 A Presbyterian | | | 47 58 | |
| | | | | | | | | 229 H Presbyterian | | | 55 56 | |
| | | | | | | | | 235 A Liberty | | | 63 66 | |
| | | | | | | | | 235 H Liberty | | | 84 82 | |
| | | | | | | | | 236 A High Point | | | 69 71 | |
| | | | | | | | | 236 H High Point | | | 65 84 | |
| | | | | | | | | 244 A Wofford | | | 66 75 | |
| | | | | | | | | 246 A Furman | | | 62 84 | |
| | | | | | | | | 254 H UNC Asheville | | | 55 52 | |
| | | | | | | | | 266 A Charleston So. | | | 57 64 | |
| | | | | | | | | 280 A Western Caro. | | | 68 60 | |
| | | | | | | | | 321 A USC Upstate | | | 57 53 | |
| | | | | | | | | 339 A Winthrop | | | 89 54 | |
| | | | | | | | | 339 H Winthrop | | | 63 57 | |
| | | | | | | | | 344 A Longwood | | | 77 43 | |
| | | | | | | | | 344 H Longwood | | | 89 55 | |
| LAST 12 Division I GAMES: | | | | | | | | | | | | |
| | | | | | | 192 A Campbell | 56 67 | 235 A Liberty | | | 63 66 | |
| | | | | | | 131 H Radford | 42 51 | 339 A Winthrop | | | 89 54 | |
| | | | | | | 339 H Winthrop | 63 57 | 192 H Campbell | | | 61 73 | |
| | | | | | | 229 A Presbyterian | 47 58 | 266 A Charleston So. | | | 57 64 | |
| | | | | | | 236 H High Point | 65 84 | 236 A High Point | | | 69 71 | |
| | | | | | | 344 H Longwood | 89 55 | 254 H UNC Asheville | | | 55 52 | |

Non-Div I Games: Montreat 92 45 Southern Wesleyan 86 62 Converse 68 38

Gardner-Webb

George Mason

Through Games Of Feb. 25, 2017

| | | | | | | | | | | |
|-------------------|----------|-----------|----------------|------------|-------------|---------------|------|------|-------|-----------|
| Average RPI Win: | 241 | WON-LOST | WINNING | LAST 10 | STRENGTH OF | OPP. STRENGTH | TEAM | ADJ. | CONF. | ADJ CONF. |
| Average RPI Loss: | 123 | RECORD | PCT. RANK | GAMES | SCHEDULE | OF SCHEDULE | RPI | RPI | RPI | RPI |
| DIV. I ONLY | 13- 17 | 215 | 3- 7 | 162 | 165 | 190 | 190 | 12 | 12 | |
| DIV. I NON-CONF. | 7- 6 | 157 | 0- 0 | 151 | 280 | 139 | 139 | 12 | 12 | |
| TOTALS | RPI 1-25 | RPI 26-50 | W-L RECORDS | RPI 51-100 | RPI 101-150 | RPI 150+ | | | | |
| 13- 17 | 0- 0 | 0- 3 | OVERALL | 0- 3 | 3- 7 | 10- 4 | | | | |
| 7- 6 | 0- 0 | 0- 2 | HOME | 0- 1 | 3- 2 | 4- 1 | | | | |
| 6- 10 | 0- 0 | 0- 1 | AWAY | 0- 1 | 0- 5 | 6- 3 | | | | |
| 0- 1 | 0- 0 | 0- 0 | NEUTRAL | 0- 1 | 0- 0 | 0- 0 | | | | |
| 7- 6 | 0- 0 | 0- 0 | NON-CONFERENCE | 0- 3 | 2- 2 | 5- 1 | | | | |
| 3- 2 | 0- 0 | 0- 0 | HOME | 0- 1 | 2- 1 | 1- 0 | | | | |
| 4- 3 | 0- 0 | 0- 0 | AWAY | 0- 1 | 0- 1 | 4- 1 | | | | |
| 0- 1 | 0- 0 | 0- 0 | NEUTRAL | 0- 1 | 0- 0 | 0- 0 | | | | |
| 6- 11 | 0- 0 | 0- 3 | CONFERENCE | 0- 0 | 1- 5 | 5- 3 | | | | |
| 4- 4 | 0- 0 | 0- 2 | HOME | 0- 0 | 1- 1 | 3- 1 | | | | |
| 2- 7 | 0- 0 | 0- 1 | AWAY | 0- 0 | 0- 4 | 2- 2 | | | | |
| 0- 0 | 0- 0 | 0- 0 | NEUTRAL | 0- 0 | 0- 0 | 0- 0 | | | | |

| RPI S | Opponent | Score | RPI S | Opponent | Score | RPI S | Opponent | Score | RPI S | Opponent | Score | Team's RPI: 190 |
|---------------------------|---------------------|-------|-------|--------------|-------|-------|-------------------|-------|-------|-------------------|-------|-----------------|
| 45 | H Dayton | 48 60 | 64 | N Drexel | 71 82 | 103 | A Saint Louis | 50 89 | 103 | A Saint Louis | 50 89 | |
| 48 | A George Washington | 49 80 | 66 | A Georgetown | 56 69 | 109 | A Saint Joseph's | 53 57 | 109 | A Saint Joseph's | 53 57 | |
| 48 | H George Washington | 71 79 | 97 | H SFA | 76 77 | 113 | H Fordham | 49 53 | 113 | H Fordham | 49 53 | |
| | | | | | | 125 | H Arizona | 70 81 | 125 | H Arizona | 70 81 | |
| | | | | | | 129 | H Navy | 68 64 | 129 | H Navy | 68 64 | |
| | | | | | | 131 | H Radford | 70 56 | 131 | H Radford | 70 56 | |
| | | | | | | 134 | A Delaware | 51 67 | 134 | A Delaware | 51 67 | |
| | | | | | | 136 | A Duquesne | 55 66 | 136 | A Duquesne | 55 66 | |
| | | | | | | 136 | A Duquesne | 57 76 | 136 | A Duquesne | 57 76 | |
| | | | | | | 138 | H VCU | 70 59 | 138 | H VCU | 70 59 | |
| | | | | | | 162 | A Detroit Mercy | 55 54 | 162 | A Detroit Mercy | 55 54 | |
| | | | | | | 167 | A La Salle | 57 59 | 167 | A La Salle | 57 59 | |
| | | | | | | 197 | A Towson | 75 79 | 197 | A Towson | 75 79 | |
| | | | | | | 225 | A Richmond | 54 50 | 225 | A Richmond | 54 50 | |
| | | | | | | 225 | H Richmond | 58 70 | 225 | H Richmond | 58 70 | |
| | | | | | | 239 | H St. Bonaventure | 52 49 | 239 | H St. Bonaventure | 52 49 | |
| | | | | | | 276 | A Davidson | 54 58 | 276 | A Davidson | 54 58 | |
| | | | | | | 276 | H Davidson | 59 55 | 276 | H Davidson | 59 55 | |
| | | | | | | 277 | H Norfolk St. | 60 33 | 277 | H Norfolk St. | 60 33 | |
| | | | | | | 300 | H Rhode Island | 60 51 | 300 | H Rhode Island | 60 51 | |
| | | | | | | 302 | A FIU | 67 51 | 302 | A FIU | 67 51 | |
| | | | | | | 309 | A Illinois St. | 72 46 | 309 | A Illinois St. | 72 46 | |
| | | | | | | 311 | A Massachusetts | 66 55 | 311 | A Massachusetts | 66 55 | |
| | | | | | | 332 | A LIU Brooklyn | 64 48 | 332 | A LIU Brooklyn | 64 48 | |
| LAST 12 Division I GAMES: | | | | | | | | | | | | |
| 136 | A Duquesne | 55 66 | 136 | A Duquesne | 57 76 | | | | | | | |
| 109 | A Saint Joseph's | 53 57 | 167 | A La Salle | 57 59 | | | | | | | |
| 48 | A George Washington | 49 80 | 45 | H Dayton | 48 60 | | | | | | | |
| 300 | H Rhode Island | 60 51 | 225 | A Richmond | 54 50 | | | | | | | |
| 225 | H Richmond | 58 70 | 276 | A Davidson | 54 58 | | | | | | | |
| 276 | H Davidson | 59 55 | 138 | H VCU | 70 59 | | | | | | | |

Non-Div I Games:

George Mason

■ Loss,
 ■ Non-Conf,
 ■ S Site,
 ■ Home
 ■ Away
 N Neutral

| | | | | | | | | | | |
|-------------------|----------|-----------|----------------|------------|-------------|---------------|------|------|-------|-----------|
| Average RPI Win: | 176 | WON-LOST | WINNING | LAST 10 | STRENGTH OF | OPP. STRENGTH | TEAM | ADJ. | CONF. | ADJ CONF. |
| Average RPI Loss: | 77 | RECORD | PCT. RANK | GAMES | SCHEDULE | OF SCHEDULE | RPI | RPI | RPI | RPI |
| DIV. I ONLY | 20- 8 | 64 | 8- 2 | 84 | 92 | 48 | 48 | 12 | 12 | |
| DIV. I NON-CONF. | 7- 5 | 137 | 0- 0 | 47 | 29 | 70 | 70 | 12 | 12 | |
| TOTALS | RPI 1-25 | RPI 26-50 | W-L RECORDS | RPI 51-100 | RPI 101-150 | RPI 150+ | | | | |
| 20- 8 | 0- 1 | 2- 3 | OVERALL | 1- 1 | 6- 2 | 11- 1 | | | | |
| 11- 2 | 0- 1 | 1- 0 | HOME | 0- 0 | 4- 1 | 6- 0 | | | | |
| 7- 5 | 0- 0 | 0- 2 | AWAY | 1- 1 | 1- 1 | 5- 1 | | | | |
| 2- 1 | 0- 0 | 1- 1 | NEUTRAL | 0- 0 | 1- 0 | 0- 0 | | | | |
| 7- 5 | 0- 1 | 1- 2 | NON-CONFERENCE | 1- 1 | 2- 0 | 3- 1 | | | | |
| 4- 1 | 0- 1 | 0- 0 | HOME | 0- 0 | 1- 0 | 3- 0 | | | | |
| 1- 3 | 0- 0 | 0- 1 | AWAY | 1- 1 | 0- 0 | 0- 1 | | | | |
| 2- 1 | 0- 0 | 1- 1 | NEUTRAL | 0- 0 | 1- 0 | 0- 0 | | | | |
| 13- 3 | 0- 0 | 1- 1 | CONFERENCE | 0- 0 | 4- 2 | 8- 0 | | | | |
| 7- 1 | 0- 0 | 1- 0 | HOME | 0- 0 | 3- 1 | 3- 0 | | | | |
| 6- 2 | 0- 0 | 0- 1 | AWAY | 0- 0 | 1- 1 | 5- 0 | | | | |
| 0- 0 | 0- 0 | 0- 0 | NEUTRAL | 0- 0 | 0- 0 | 0- 0 | | | | |

| RPI 1-25 | | | | RPI 26-50 | | | | Team's RPI: 48 | RPI 51-100 | | | | RPI 101+ | | | |
|---------------------------|---|-----------------|-------|-----------|---|------------------|-------|----------------|------------|---|------------|-------|----------|---|-----------------|-------|
| RPI | S | Opponent | Score | RPI | S | Opponent | Score | | RPI | S | Opponent | Score | RPI | S | Opponent | Score |
| 9 | H | Stanford | 52 71 | 31 | N | Syracuse | 71 74 | | 56 | A | Villanova | 72 69 | 103 | A | Saint Louis | 59 67 |
| | | | | 34 | A | South Dakota St. | 55 60 | | 66 | A | Georgetown | 57 72 | 106 | N | FGCU | 76 47 |
| | | | | 45 | A | Dayton | 48 50 | | | | | | 109 | H | Saint Joseph's | 53 44 |
| | | | | 45 | H | Dayton | 52 39 | | | | | | 113 | H | Fordham | 63 46 |
| | | | | 46 | N | Western Ky. | 68 49 | | | | | | 122 | H | Princeton | 56 45 |
| | | | | | | | | | | | | | 136 | A | Duquesne | 75 40 |
| | | | | | | | | | | | | | 136 | H | Duquesne | 63 73 |
| | | | | | | | | | | | | | 138 | H | VCU | 81 67 |
| | | | | | | | | | | | | | 167 | A | La Salle | 79 65 |
| | | | | | | | | | | | | | 190 | A | George Mason | 79 71 |
| | | | | | | | | | | | | | 190 | H | George Mason | 80 49 |
| | | | | | | | | | | | | | 194 | A | American | 61 66 |
| | | | | | | | | | | | | | 208 | H | Illinois | 72 56 |
| | | | | | | | | | | | | | 225 | A | Richmond | 63 44 |
| | | | | | | | | | | | | | 239 | H | St. Bonaventure | 63 57 |
| | | | | | | | | | | | | | 272 | H | Coppin St. | 77 46 |
| | | | | | | | | | | | | | 276 | H | Davidson | 76 62 |
| | | | | | | | | | | | | | 279 | H | Loyola Maryland | 74 64 |
| | | | | | | | | | | | | | 300 | A | Rhode Island | 72 44 |
| | | | | | | | | | | | | | 311 | A | Massachusetts | 60 54 |
| LAST 12 Division I GAMES: | | | | | | | | | | | | | | | | |
| 225 | A | Richmond | 63 44 | 113 | H | Fordham | 63 46 | | | | | | | | | |
| 190 | H | George Mason | 80 49 | 136 | H | Duquesne | 63 73 | | | | | | | | | |
| 239 | H | St. Bonaventure | 63 57 | 103 | A | Saint Louis | 59 67 | | | | | | | | | |
| 45 | H | Dayton | 52 39 | 311 | A | Massachusetts | 60 54 | | | | | | | | | |
| 300 | A | Rhode Island | 72 44 | 276 | H | Davidson | 76 62 | | | | | | | | | |
| 167 | A | La Salle | 79 65 | 190 | A | George Mason | 79 71 | | | | | | | | | |

Non-Div I Games:

George Washington

■ Loss,
 ■ Non-Conf,
 ■ S Site,
 ■ Home
 ■ A Away
 N Neutral

Georgetown

Through Games Of Feb. 25, 2017

| | | | | | | | | | | |
|-------------------|----------|-----------|----------------|------------|-------------|---------------|------|------|-------|-----------|
| Average RPI Win: | 173 | WON-LOST | WINNING | LAST 10 | STRENGTH OF | OPP. STRENGTH | TEAM | ADJ. | CONF. | ADJ CONF. |
| Average RPI Loss: | 49 | RECORD | PCT. RANK | GAMES | SCHEDULE | OF SCHEDULE | RPI | RPI | RPI | RPI |
| DIV. I ONLY | 17- 10 | 104 | 7- 3 | 78 | 72 | 66 | 66 | 7 | 7 | |
| DIV. I NON-CONF. | 8- 2 | 49 | 0- 0 | 91 | 77 | 20 | 20 | 7 | 7 | |
| TOTALS | RPI 1-25 | RPI 26-50 | W-L RECORDS | RPI 51-100 | RPI 101-150 | RPI 150+ | | | | |
| 17- 10 | 0- 3 | 1- 2 | OVERALL | 2- 5 | 3- 0 | 11- 0 | | | | |
| 8- 4 | 0- 2 | 1- 1 | HOME | 1- 1 | 1- 0 | 5- 0 | | | | |
| 7- 6 | 0- 1 | 0- 1 | AWAY | 0- 4 | 1- 0 | 6- 0 | | | | |
| 2- 0 | 0- 0 | 0- 0 | NEUTRAL | 1- 0 | 1- 0 | 0- 0 | | | | |
| 8- 2 | 0- 0 | 1- 0 | NON-CONFERENCE | 1- 2 | 3- 0 | 3- 0 | | | | |
| 3- 0 | 0- 0 | 1- 0 | HOME | 0- 0 | 1- 0 | 1- 0 | | | | |
| 3- 2 | 0- 0 | 0- 0 | AWAY | 0- 2 | 1- 0 | 2- 0 | | | | |
| 2- 0 | 0- 0 | 0- 0 | NEUTRAL | 1- 0 | 1- 0 | 0- 0 | | | | |
| 9- 8 | 0- 3 | 0- 2 | CONFERENCE | 1- 3 | 0- 0 | 8- 0 | | | | |
| 5- 4 | 0- 2 | 0- 1 | HOME | 1- 1 | 0- 0 | 4- 0 | | | | |
| 4- 4 | 0- 1 | 0- 1 | AWAY | 0- 2 | 0- 0 | 4- 0 | | | | |
| 0- 0 | 0- 0 | 0- 0 | NEUTRAL | 0- 0 | 0- 0 | 0- 0 | | | | |

| RPI 1-25 | | | | RPI 26-50 | | | | RPI 51-100 | | | | RPI 101+ | | | |
|---------------------------|---|-----------------|-------|-----------|---|-------------------|-------|------------|---|-----------------|-------|----------|---|--------------|-------|
| RPI | S | Opponent | Score | RPI | S | Opponent | Score | RPI | S | Opponent | Score | RPI | S | Opponent | Score |
| 17 | H | DePaul | 53 76 | 36 | A | Marquette | 70 80 | 56 | A | Villanova | 50 71 | 130 | H | Alabama | 70 59 |
| 18 | A | Creighton | 68 70 | 36 | H | Marquette | 77 84 | 56 | H | Villanova | 54 49 | 134 | A | Delaware | 54 46 |
| 18 | H | Creighton | 59 67 | 48 | H | George Washington | 72 57 | 68 | A | St. John's (NY) | 54 65 | 139 | N | Wright St. | 67 60 |
| | | | | | | | | 68 | H | St. John's (NY) | 66 71 | 173 | A | Providence | 71 39 |
| | | | | | | | | 78 | A | Minnesota | 60 68 | 173 | H | Providence | 72 70 |
| | | | | | | | | 79 | N | Penn St. | 68 54 | 188 | A | Xavier | 69 64 |
| | | | | | | | | 92 | A | Virginia Tech | 63 73 | 188 | H | Xavier | 81 63 |
| | | | | | | | | | | | | 190 | H | George Mason | 69 56 |
| | | | | | | | | | | | | 197 | A | Towson | 75 59 |
| | | | | | | | | | | | | 208 | A | Seton Hall | 77 60 |
| | | | | | | | | | | | | 208 | H | Seton Hall | 77 58 |
| | | | | | | | | | | | | 263 | A | Butler | 58 52 |
| | | | | | | | | | | | | 263 | H | Butler | 83 72 |
| | | | | | | | | | | | | 302 | A | FIU | 66 53 |
| LAST 12 Division I GAMES: | | | | | | | | | | | | | | | |
| 36 | A | Marquette | 70 80 | 173 | H | Providence | 72 70 | | | | | | | | |
| 188 | H | Xavier | 81 63 | 56 | H | Villanova | 54 49 | | | | | | | | |
| 263 | H | Butler | 83 72 | 263 | A | Butler | 58 52 | | | | | | | | |
| 68 | A | St. John's (NY) | 54 65 | 188 | A | Xavier | 69 64 | | | | | | | | |
| 208 | A | Seton Hall | 77 60 | 208 | H | Seton Hall | 77 58 | | | | | | | | |
| 18 | H | Creighton | 59 67 | 68 | H | St. John's (NY) | 66 71 | | | | | | | | |

Non-Div I Games:

Georgetown

■ Loss,
 ■ Non-Conf,
 ■ S Site,
 ■ H Home
 ■ A Away
 N Neutral

| | | | | | | | | | | |
|-------------------|----------|-----------|----------------|------------|-------------|---------------|------|------|-------|-----------|
| Average RPI Win: | 136 | WON-LOST | WINNING | LAST 10 | STRENGTH OF | OPP. STRENGTH | TEAM | ADJ. | CONF. | ADJ CONF. |
| Average RPI Loss: | 54 | RECORD | PCT. RANK | GAMES | SCHEDULE | OF SCHEDULE | RPI | RPI | RPI | RPI |
| DIV. I ONLY | 15- 13 | 154 | 5- 5 | 40 | 27 | 81 | 81 | 2 | 2 | |
| DIV. I NON-CONF. | 8- 5 | 125 | 0- 0 | 161 | 111 | 141 | 141 | 2 | 2 | |
| <hr/> | | | | | | | | | | |
| TOTALS | RPI 1-25 | RPI 26-50 | W-L RECORDS | RPI 51-100 | RPI 101-150 | RPI 150+ | | | | |
| 15- 13 | 2- 6 | 2- 2 | OVERALL | 4- 3 | 2- 1 | 5- 1 | | | | |
| 11- 5 | 2- 2 | 1- 1 | HOME | 3- 1 | 1- 0 | 4- 1 | | | | |
| 3- 7 | 0- 4 | 1- 0 | AWAY | 0- 2 | 1- 1 | 1- 0 | | | | |
| 1- 1 | 0- 0 | 0- 1 | NEUTRAL | 1- 0 | 0- 0 | 0- 0 | | | | |
| 8- 5 | 0- 0 | 0- 2 | NON-CONFERENCE | 3- 2 | 1- 0 | 4- 1 | | | | |
| 6- 2 | 0- 0 | 0- 1 | HOME | 2- 0 | 0- 0 | 4- 1 | | | | |
| 1- 2 | 0- 0 | 0- 0 | AWAY | 0- 2 | 1- 0 | 0- 0 | | | | |
| 1- 1 | 0- 0 | 0- 1 | NEUTRAL | 1- 0 | 0- 0 | 0- 0 | | | | |
| 7- 8 | 2- 6 | 2- 0 | CONFERENCE | 1- 1 | 1- 1 | 1- 0 | | | | |
| 5- 3 | 2- 2 | 1- 0 | HOME | 1- 1 | 1- 0 | 0- 0 | | | | |
| 2- 5 | 0- 4 | 1- 0 | AWAY | 0- 0 | 0- 1 | 1- 0 | | | | |
| 0- 0 | 0- 0 | 0- 0 | NEUTRAL | 0- 0 | 0- 0 | 0- 0 | | | | |

| RPI 1-25 | | | | RPI 26-50 | | | | RPI 51-100 Team's RPI: 81 | | | | RPI 101+ | | | |
|---------------------------|---|-----------------|-------|-----------|---|----------------|-------|---------------------------|---|--------------|-------|----------|---|--------------------|-------|
| RPI | S | Opponent | Score | RPI | S | Opponent | Score | RPI | S | Opponent | Score | RPI | S | Opponent | Score |
| 3 | A | Mississippi St. | 49 58 | 33 | H | LSU | 70 65 | 53 | A | Georgia Tech | 45 52 | 123 | A | Ole Miss | 62 69 |
| 4 | A | South Carolina | 63 66 | 35 | N | South Fla. | 65 81 | 65 | A | Oklahoma St. | 51 71 | 130 | H | Alabama | 71 65 |
| 4 | H | South Carolina | 44 62 | 42 | A | Auburn | 57 51 | 78 | N | Minnesota | 70 58 | 143 | A | Cincinnati | 51 48 |
| 14 | A | Kentucky | 61 82 | 47 | H | Virginia | 43 66 | 80 | H | Florida | 68 76 | 153 | A | Arkansas | 69 66 |
| 14 | H | Kentucky | 56 66 | | | | | 86 | H | BYU | 81 51 | 237 | H | Samford | 59 65 |
| 22 | A | Missouri | 45 63 | | | | | 89 | H | Mercer | 72 64 | 246 | H | Furman | 67 62 |
| 23 | H | Tennessee | 81 78 | | | | | 90 | H | Vanderbilt | 70 68 | 274 | H | Kennesaw St. | 82 40 |
| 24 | H | Texas A&M | 69 59 | | | | | | | | | 280 | H | Western Caro. | 78 43 |
| | | | | | | | | | | | | 347 | H | South Carolina St. | 64 50 |
| <hr/> | | | | | | | | | | | | | | | |
| LAST 12 Division I GAMES: | | | | | | | | | | | | | | | |
| 130 | H | Alabama | 71 65 | 153 | A | Arkansas | 69 66 | | | | | | | | |
| 33 | H | LSU | 70 65 | 123 | A | Ole Miss | 62 69 | | | | | | | | |
| 3 | A | Mississippi St. | 49 58 | 4 | H | South Carolina | 44 62 | | | | | | | | |
| 42 | A | Auburn | 57 51 | 80 | H | Florida | 68 76 | | | | | | | | |
| 14 | H | Kentucky | 56 66 | 14 | A | Kentucky | 61 82 | | | | | | | | |
| 23 | H | Tennessee | 81 78 | 4 | A | South Carolina | 63 66 | | | | | | | | |

Non-Div I Games:

Georgia

■ Loss,
 ■ Non-Conf, S Site,
 ■ Home
 ■ Away
 N Neutral

| | | | | | | | | | | |
|-------------------|----------|-----------|----------------|------------|-------------|---------------|------|------|-------|-----------|
| Average RPI Win: | 212 | WON-LOST | WINNING | LAST 10 | STRENGTH OF | OPP. STRENGTH | TEAM | ADJ. | CONF. | ADJ CONF. |
| Average RPI Loss: | 180 | RECORD | PCT. RANK | GAMES | SCHEDULE | OF SCHEDULE | RPI | RPI | RPI | RPI |
| DIV. I ONLY | 10- 17 | 246 | 6- 4 | 260 | 214 | 257 | 257 | 21 | 21 | |
| DIV. I NON-CONF. | 3- 7 | 250 | 0- 0 | 198 | 162 | 259 | 259 | 19 | 19 | |
| TOTALS | RPI 1-25 | RPI 26-50 | W-L RECORDS | RPI 51-100 | RPI 101-150 | RPI 150+ | | | | |
| 10- 17 | 0- 0 | 0- 1 | OVERALL | 1- 3 | 1- 2 | 8- 11 | | | | |
| 3- 9 | 0- 0 | 0- 1 | HOME | 1- 0 | 0- 1 | 2- 7 | | | | |
| 6- 6 | 0- 0 | 0- 0 | AWAY | 0- 2 | 1- 1 | 5- 3 | | | | |
| 1- 2 | 0- 0 | 0- 0 | NEUTRAL | 0- 1 | 0- 0 | 1- 1 | | | | |
| 3- 7 | 0- 0 | 0- 1 | NON-CONFERENCE | 0- 2 | 0- 1 | 3- 3 | | | | |
| 1- 3 | 0- 0 | 0- 1 | HOME | 0- 0 | 0- 0 | 1- 2 | | | | |
| 1- 2 | 0- 0 | 0- 0 | AWAY | 0- 1 | 0- 1 | 1- 0 | | | | |
| 1- 2 | 0- 0 | 0- 0 | NEUTRAL | 0- 1 | 0- 0 | 1- 1 | | | | |
| 7- 10 | 0- 0 | 0- 0 | CONFERENCE | 1- 1 | 1- 1 | 5- 8 | | | | |
| 2- 6 | 0- 0 | 0- 0 | HOME | 1- 0 | 0- 1 | 1- 5 | | | | |
| 5- 4 | 0- 0 | 0- 0 | AWAY | 0- 1 | 1- 0 | 4- 3 | | | | |
| 0- 0 | 0- 0 | 0- 0 | NEUTRAL | 0- 0 | 0- 0 | 0- 0 | | | | |

| RPI 1-25 | | | RPI 26-50 | | | RPI 51-100 | | | RPI 101+ | | | Team's RPI: 257 | | | |
|---------------------------|---|----------|-----------|-----|---|-----------------|-------|-----|----------|-----------------|-------|-----------------|---|-----------------|-------|
| RPI | S | Opponent | Score | RPI | S | Opponent | Score | RPI | S | Opponent | Score | | | | |
| | | | | 26 | H | Elon | 67 84 | 52 | A | Little Rock | 45 52 | 115 | A | Troy | 68 65 |
| | | | | | | | | 53 | A | Georgia Tech | 42 73 | 115 | H | Troy | 69 87 |
| | | | | | | | | 79 | N | Penn St. | 42 69 | 130 | A | Alabama | 57 80 |
| | | | | | | | | 98 | H | UT Arlington | 64 59 | 152 | H | Texas St. | 51 62 |
| | | | | | | | | | | | | 160 | A | Louisiana | 65 72 |
| | | | | | | | | | | | | 160 | H | Louisiana | 64 70 |
| | | | | | | | | | | | | 169 | A | Morehead St. | 68 50 |
| | | | | | | | | | | | | 194 | N | American | 59 58 |
| | | | | | | | | | | | | 213 | A | Appalachian St. | 59 55 |
| | | | | | | | | | | | | 213 | H | Appalachian St. | 63 67 |
| | | | | | | | | | | | | 219 | A | Ga. Southern | 58 54 |
| | | | | | | | | | | | | 227 | H | UNCW | 66 72 |
| | | | | | | | | | | | | 241 | H | Akron | 66 78 |
| | | | | | | | | | | | | 242 | A | South Ala. | 55 45 |
| | | | | | | | | | | | | 242 | H | South Ala. | 47 77 |
| | | | | | | | | | | | | 260 | A | Coastal Caro. | 69 48 |
| | | | | | | | | | | | | 260 | H | Coastal Caro. | 67 73 |
| | | | | | | | | | | | | 274 | H | Kennesaw St. | 62 59 |
| | | | | | | | | | | | | 286 | N | Eastern Mich. | 59 69 |
| | | | | | | | | | | | | 322 | A | Arkansas St. | 57 59 |
| | | | | | | | | | | | | 334 | A | La.-Monroe | 63 72 |
| | | | | | | | | | | | | 334 | H | La.-Monroe | 87 35 |
| LAST 12 Division I GAMES: | | | | | | | | | | | | | | | |
| | | | | 52 | A | Little Rock | 45 52 | 160 | H | Louisiana | 64 70 | | | | |
| | | | | 322 | A | Arkansas St. | 57 59 | 334 | H | La.-Monroe | 87 35 | | | | |
| | | | | 98 | H | UT Arlington | 64 59 | 115 | A | Troy | 68 65 | | | | |
| | | | | 152 | H | Texas St. | 51 62 | 242 | A | South Ala. | 55 45 | | | | |
| | | | | 213 | A | Appalachian St. | 59 55 | 260 | H | Coastal Caro. | 67 73 | | | | |
| | | | | 260 | A | Coastal Caro. | 69 48 | 213 | H | Appalachian St. | 63 67 | | | | |

Non-Div I Games: Allen 96 58

Georgia St.

| | | | | | | | | | | |
|-------------------|----------|-----------|----------------|------------|-------------|---------------|------|------|-------|-----------|
| Average RPI Win: | 136 | WON-LOST | WINNING | LAST 10 | STRENGTH OF | OPP. STRENGTH | TEAM | ADJ. | CONF. | ADJ CONF. |
| Average RPI Loss: | 49 | RECORD | PCT. RANK | GAMES | SCHEDULE | OF SCHEDULE | RPI | RPI | RPI | RPI |
| DIV. I ONLY | 16- 12 | 131 | 3- 7 | 20 | 35 | 53 | 53 | 3 | 3 | |
| DIV. I NON-CONF. | 11- 2 | 23 | 0- 0 | 64 | 100 | 29 | 29 | 4 | 4 | |
| TOTALS | RPI 1-25 | RPI 26-50 | W-L RECORDS | RPI 51-100 | RPI 101-150 | RPI 150+ | | | | |
| 16- 12 | 1- 5 | 2- 3 | OVERALL | 4- 1 | 3- 3 | 6- 0 | | | | |
| 11- 5 | 0- 3 | 1- 2 | HOME | 3- 0 | 3- 0 | 4- 0 | | | | |
| 3- 7 | 0- 2 | 0- 1 | AWAY | 1- 1 | 0- 3 | 2- 0 | | | | |
| 2- 0 | 1- 0 | 1- 0 | NEUTRAL | 0- 0 | 0- 0 | 0- 0 | | | | |
| 11- 2 | 1- 0 | 1- 1 | NON-CONFERENCE | 3- 0 | 1- 1 | 5- 0 | | | | |
| 7- 1 | 0- 0 | 0- 1 | HOME | 2- 0 | 1- 0 | 4- 0 | | | | |
| 2- 1 | 0- 0 | 0- 0 | AWAY | 1- 0 | 0- 1 | 1- 0 | | | | |
| 2- 0 | 1- 0 | 1- 0 | NEUTRAL | 0- 0 | 0- 0 | 0- 0 | | | | |
| 5- 10 | 0- 5 | 1- 2 | CONFERENCE | 1- 1 | 2- 2 | 1- 0 | | | | |
| 4- 4 | 0- 3 | 1- 1 | HOME | 1- 0 | 2- 0 | 0- 0 | | | | |
| 1- 6 | 0- 2 | 0- 1 | AWAY | 0- 1 | 0- 2 | 1- 0 | | | | |
| 0- 0 | 0- 0 | 0- 0 | NEUTRAL | 0- 0 | 0- 0 | 0- 0 | | | | |

| RPI 1-25 | | | | RPI 26-50 | | | | RPI 51-100 | | | | RPI 101+ | | | |
|---------------------------|---|--------------------|-------|-----------|---|--------------------|-------|------------|---|---------------|-------|----------|---|-----------------|-------|
| RPI | S | Opponent | Score | RPI | S | Opponent | Score | RPI | S | Opponent | Score | RPI | S | Opponent | Score |
| 2 | A | Notre Dame | 69 90 | 31 | H | Syracuse | 75 66 | 72 | A | Wake Forest | 65 70 | 111 | A | North Carolina | 88 89 |
| 2 | H | Notre Dame | 38 55 | 38 | H | North Carolina St. | 67 75 | 75 | A | Middle Tenn. | 61 60 | 118 | A | Clemson | 61 62 |
| 8 | H | Duke | 68 75 | 40 | H | Michigan | 52 92 | 81 | H | Georgia | 52 45 | 118 | H | Clemson | 72 58 |
| 10 | H | Florida St. | 63 69 | 45 | N | Dayton | 81 68 | 89 | H | Mercer | 70 50 | 122 | H | Princeton | 67 51 |
| 12 | A | Louisville | 51 91 | 47 | A | Virginia | 64 65 | 92 | H | Virginia Tech | 87 81 | 130 | A | Alabama | 65 67 |
| 22 | N | Missouri | 72 70 | | | | | | | | | 141 | H | Pittsburgh | 71 57 |
| | | | | | | | | | | | | 163 | A | Boston College | 71 67 |
| | | | | | | | | | | | | 213 | H | Appalachian St. | 81 52 |
| | | | | | | | | | | | | 222 | H | Alabama St. | 70 48 |
| | | | | | | | | | | | | 237 | H | Samford | 62 57 |
| | | | | | | | | | | | | 257 | H | Georgia St. | 73 42 |
| | | | | | | | | | | | | 274 | A | Kennesaw St. | 86 49 |
| LAST 12 Division I GAMES: | | | | | | | | | | | | | | | |
| 118 | H | Clemson | 72 58 | 47 | A | Virginia | 64 65 | 118 | A | Clemson | 61 62 | | | | |
| 141 | H | Pittsburgh | 71 57 | 10 | H | Florida St. | 63 69 | 72 | A | Wake Forest | 65 70 | | | | |
| 111 | A | North Carolina | 88 89 | 12 | A | Louisville | 51 91 | 31 | H | Syracuse | 75 66 | | | | |
| 2 | A | Notre Dame | 69 90 | | | | | | | | | | | | |
| 38 | H | North Carolina St. | 67 75 | | | | | | | | | | | | |
| 92 | H | Virginia Tech | 87 81 | | | | | | | | | | | | |

Non-Div I Games:

Georgia Tech

■ Loss,
■ Non-Conf,
■ S Site,
■ H Home
■ A Away
N Neutral

Gonzaga

Through Games Of Feb. 25, 2017

| | | | | | | | | | |
|------------------------------|----------|-----------|----------------|-------------|---------------|----------|------|-------|-----------|
| Average RPI Win: 196 | WON-LOST | WINNING | LAST 10 | STRENGTH OF | OPP. STRENGTH | TEAM | ADJ. | CONF. | ADJ CONF. |
| Average RPI Loss: 138 | RECORD | PCT. RANK | GAMES | SCHEDULE | OF SCHEDULE | RPI | RPI | RPI | RPI |
| DIV. I ONLY | 23- 6 | 24 | 8- 2 | 222 | 112 | 77 | 77 | 14 | 14 |
| DIV. I NON-CONF. | 9- 2 | 37 | 0- 0 | 188 | 51 | 64 | 64 | 13 | 13 |
| TOTALS | RPI 1-25 | RPI 26-50 | W-L RECORDS | RPI 51-100 | RPI 101-150 | RPI 150+ | | | |
| 23- 6 | 1- 1 | 0- 1 | OVERALL | 2- 1 | 5- 1 | 15- 2 | | | |
| 14- 1 | 0- 0 | 0- 0 | HOME | 2- 0 | 3- 0 | 9- 1 | | | |
| 8- 3 | 1- 0 | 0- 0 | AWAY | 0- 1 | 2- 1 | 5- 1 | | | |
| 1- 2 | 0- 1 | 0- 1 | NEUTRAL | 0- 0 | 0- 0 | 1- 0 | | | |
| 9- 2 | 1- 1 | 0- 1 | NON-CONFERENCE | 1- 0 | 2- 0 | 5- 0 | | | |
| 6- 0 | 0- 0 | 0- 0 | HOME | 1- 0 | 1- 0 | 4- 0 | | | |
| 2- 0 | 1- 0 | 0- 0 | AWAY | 0- 0 | 1- 0 | 0- 0 | | | |
| 1- 2 | 0- 1 | 0- 1 | NEUTRAL | 0- 0 | 0- 0 | 1- 0 | | | |
| 14- 4 | 0- 0 | 0- 0 | CONFERENCE | 1- 1 | 3- 1 | 10- 2 | | | |
| 8- 1 | 0- 0 | 0- 0 | HOME | 1- 0 | 2- 0 | 5- 1 | | | |
| 6- 3 | 0- 0 | 0- 0 | AWAY | 0- 1 | 1- 1 | 5- 1 | | | |
| 0- 0 | 0- 0 | 0- 0 | NEUTRAL | 0- 0 | 0- 0 | 0- 0 | | | |

| RPI 1-25 | | | | RPI 26-50 | | | | RPI 51-100 | | | | Team's RPI: 77 | | RPI 101+ | | | |
|---------------------------|---|-------------|-------|-----------|---|------------------|-------|------------|---|--------------|-------|----------------|---|-------------|---|------------------|--------|
| RPI | S | Opponent | Score | RPI | S | Opponent | Score | RPI | S | Opponent | Score | | | RPI | S | Opponent | Score |
| 9 | A | Stanford | 68 63 | 40 | N | Michigan | 66 78 | 71 | H | Northwestern | 67 56 | | | 102 | H | Washington St. | 79 61 |
| 10 | N | Florida St. | 69 87 | | | | | 86 | A | BYU | 63 71 | | | 120 | A | Eastern Wash. | 73 54 |
| | | | | | | | | 86 | H | BYU | 87 52 | | | 126 | A | St. Mary's (CA) | 79 75 |
| | | | | | | | | | | | | | | 126 | H | St. Mary's (CA) | 59 58 |
| | | | | | | | | | | | | | | 140 | A | San Francisco | 72 77 |
| | | | | | | | | | | | | | | 140 | H | San Francisco | 61 46 |
| | | | | | | | | | | | | | | 159 | A | Santa Clara | 50 49 |
| | | | | | | | | | | | | | | 159 | H | Santa Clara | 51 39 |
| | | | | | | | | | | | | | | 205 | A | Loyola Marymount | 80 56 |
| | | | | | | | | | | | | | | 205 | H | Loyola Marymount | 73 61 |
| | | | | | | | | | | | | | | 220 | A | San Diego | 57 55 |
| | | | | | | | | | | | | | | 220 | H | San Diego | 62 57 |
| | | | | | | | | | | | | | | 229 | H | Presbyterian | 79 39 |
| | | | | | | | | | | | | | | 251 | A | Pacific | 74 58 |
| | | | | | | | | | | | | | | 251 | H | Pacific | 63 65 |
| | | | | | | | | | | | | | | 270 | H | Colgate | 72 42 |
| | | | | | | | | | | | | | | 271 | A | Portland | 85 50 |
| | | | | | | | | | | | | | | 271 | H | Portland | 67 55 |
| | | | | | | | | | | | | | | 303 | A | Pepperdine | 69 79 |
| | | | | | | | | | | | | | | 303 | H | Pepperdine | 83 61 |
| | | | | | | | | | | | | | | 306 | H | Nicholls St. | 78 46 |
| | | | | | | | | | | | | | | 324 | H | UC Irvine | 102 38 |
| | | | | | | | | | | | | | | 339 | N | Winthrop | 71 41 |
| LAST 12 Division I GAMES: | | | | | | | | | | | | | | | | | |
| | | | | 86 | A | BYU | 63 71 | | | | | 159 | A | Santa Clara | | 50 49 | |
| | | | | 220 | H | San Diego | 62 57 | | | | | 86 | H | BYU | | 87 52 | |
| | | | | 251 | A | Pacific | 74 58 | | | | | 303 | H | Pepperdine | | 83 61 | |
| | | | | 140 | A | San Francisco | 72 77 | | | | | 220 | A | San Diego | | 57 55 | |
| | | | | 126 | H | St. Mary's (CA) | 59 58 | | | | | 271 | A | Portland | | 85 50 | |
| | | | | 205 | H | Loyola Marymount | 73 61 | | | | | 159 | H | Santa Clara | | 51 39 | |

Non-Div I Games:

Gonzaga

■ Loss,
 ■ Non-Conf, S Site,
 ■ Home
 ■ Away
 N Neutral

| | | | | | | | | | | |
|-------------------|----------|-----------|----------------|------------|-------------|---------------|------|------|-------|-----------|
| Average RPI Win: | 291 | WON-LOST | WINNING | LAST 10 | STRENGTH OF | OPP. STRENGTH | TEAM | ADJ. | CONF. | ADJ CONF. |
| Average RPI Loss: | 148 | RECORD | PCT. RANK | GAMES | SCHEDULE | OF SCHEDULE | RPI | RPI | RPI | RPI |
| DIV. I ONLY | 14- 12 | 152 | 9- 1 | 313 | 291 | 201 | 201 | 30 | 30 | |
| DIV. I NON-CONF. | 2- 9 | 293 | 0- 0 | 256 | 44 | 280 | 280 | 30 | 30 | |
| TOTALS | RPI 1-25 | RPI 26-50 | W-L RECORDS | RPI 51-100 | RPI 101-150 | RPI 150+ | | | | |
| 14- 12 | 0- 1 | 0- 0 | OVERALL | 0- 3 | 0- 4 | 14- 4 | | | | |
| 6- 2 | 0- 0 | 0- 0 | HOME | 0- 0 | 0- 0 | 6- 2 | | | | |
| 8- 8 | 0- 0 | 0- 0 | AWAY | 0- 0 | 0- 0 | 8- 1 | | | | |
| 0- 2 | 0- 0 | 0- 0 | NEUTRAL | 0- 1 | 0- 1 | 0- 0 | | | | |
| 2- 9 | 0- 1 | 0- 0 | NON-CONFERENCE | 0- 3 | 0- 4 | 2- 1 | | | | |
| 0- 1 | 0- 0 | 0- 0 | HOME | 0- 0 | 0- 0 | 0- 1 | | | | |
| 2- 6 | 0- 1 | 0- 0 | AWAY | 0- 2 | 0- 3 | 2- 0 | | | | |
| 0- 2 | 0- 0 | 0- 0 | NEUTRAL | 0- 1 | 0- 1 | 0- 0 | | | | |
| 12- 3 | 0- 0 | 0- 0 | CONFERENCE | 0- 0 | 0- 0 | 12- 3 | | | | |
| 6- 1 | 0- 0 | 0- 0 | HOME | 0- 0 | 0- 0 | 6- 1 | | | | |
| 6- 2 | 0- 0 | 0- 0 | AWAY | 0- 0 | 0- 0 | 6- 2 | | | | |
| 0- 0 | 0- 0 | 0- 0 | NEUTRAL | 0- 0 | 0- 0 | 0- 0 | | | | |

| RPI 1-25 | | | RPI 26-50 | | | RPI 51-100 | | | RPI 101+ | | | Team's RPI: 201 |
|---------------------------|---|-----------------|-----------|-----|---|------------------|-------|-----|----------|---------------------|-------|------------------------------|
| RPI | S | Opponent | Score | RPI | S | Opponent | Score | RPI | S | Opponent | Score | |
| 16 | A | Miami (FL) | 61 89 | | | | | 55 | A | Tulane | 56 79 | 113 N Fordham 53 59 |
| | | | | | | | | 67 | A | Southern California | 64 75 | 125 A Arizona 46 73 |
| | | | | | | | | 93 | N | SMU | 36 56 | 144 A TCU 47 83 |
| | | | | | | | | | | | | 148 A Louisiana Tech 55 69 |
| | | | | | | | | | | | | 203 A Texas Southern 61 69 |
| | | | | | | | | | | | | 203 H Texas Southern 64 52 |
| | | | | | | | | | | | | 222 A Alabama St. 60 45 |
| | | | | | | | | | | | | 224 A Southern U. 70 63 |
| | | | | | | | | | | | | 224 H Southern U. 68 71 |
| | | | | | | | | | | | | 262 A Ark.-Pine Bluff 68 58 |
| | | | | | | | | | | | | 262 H Ark.-Pine Bluff 56 54 |
| | | | | | | | | | | | | 278 A Prairie View 49 51 |
| | | | | | | | | | | | | 278 H Prairie View 60 55 |
| | | | | | | | | | | | | 305 A Alcorn 67 63 |
| | | | | | | | | | | | | 305 H Alcorn 86 63 |
| | | | | | | | | | | | | 306 H Nicholls St. 60 71 |
| | | | | | | | | | | | | 316 H Mississippi Val. 88 67 |
| | | | | | | | | | | | | 327 A Southeastern La. 87 71 |
| | | | | | | | | | | | | 334 A La.-Monroe 59 54 |
| | | | | | | | | | | | | 345 A Jackson St. 60 57 |
| | | | | | | | | | | | | 345 H Jackson St. 90 85 |
| | | | | | | | | | | | | 349 A Alabama A&M 68 53 |
| LAST 12 Division I GAMES: | | | | | | | | | | | | |
| 262 | A | Ark.-Pine Bluff | 68 58 | 316 | H | Mississippi Val. | 88 67 | | | | | |
| 345 | A | Jackson St. | 60 57 | 262 | H | Ark.-Pine Bluff | 56 54 | | | | | |
| 278 | H | Prairie View | 60 55 | 345 | H | Jackson St. | 90 85 | | | | | |
| 203 | H | Texas Southern | 64 52 | 278 | A | Prairie View | 49 51 | | | | | |
| 305 | A | Alcorn | 67 63 | 203 | A | Texas Southern | 61 69 | | | | | |
| 224 | A | Southern U. | 70 63 | 305 | H | Alcorn | 86 63 | | | | | |

Non-Div I Games:

Grambling

■ Loss,
 ■ Non-Conf,
 ■ S Site,
 ■ Home
 ■ A Away
 N Neutral

Grand Canyon

Through Games Of Feb. 25, 2017

| | | | | | | | | | | |
|-------------------|----------|-----------|----------------|------------|-------------|---------------|------|------|-------|-----------|
| Average RPI Win: | 288 | WON-LOST | WINNING | LAST 10 | STRENGTH OF | OPP. STRENGTH | TEAM | ADJ. | CONF. | ADJ CONF. |
| Average RPI Loss: | 176 | RECORD | PCT. RANK | GAMES | SCHEDULE | OF SCHEDULE | RPI | RPI | RPI | RPI |
| DIV. I ONLY | 14- 11 | 140 | 5- 5 | 326 | 286 | 226 | 226 | 29 | 29 | |
| DIV. I NON-CONF. | 7- 5 | 137 | 0- 0 | 289 | 220 | 195 | 195 | 29 | 29 | |
| TOTALS | RPI 1-25 | RPI 26-50 | W-L RECORDS | RPI 51-100 | RPI 101-150 | RPI 150+ | | | | |
| 14- 11 | 0- 2 | 0- 0 | OVERALL | 0- 0 | 1- 2 | 13- 7 | | | | |
| 11- 2 | 0- 1 | 0- 0 | HOME | 0- 0 | 1- 1 | 10- 0 | | | | |
| 3- 9 | 0- 1 | 0- 0 | AWAY | 0- 0 | 0- 1 | 3- 7 | | | | |
| 0- 0 | 0- 0 | 0- 0 | NEUTRAL | 0- 0 | 0- 0 | 0- 0 | | | | |
| 7- 5 | 0- 2 | 0- 0 | NON-CONFERENCE | 0- 0 | 1- 0 | 6- 3 | | | | |
| 6- 1 | 0- 1 | 0- 0 | HOME | 0- 0 | 1- 0 | 5- 0 | | | | |
| 1- 4 | 0- 1 | 0- 0 | AWAY | 0- 0 | 0- 0 | 1- 3 | | | | |
| 0- 0 | 0- 0 | 0- 0 | NEUTRAL | 0- 0 | 0- 0 | 0- 0 | | | | |
| 7- 6 | 0- 0 | 0- 0 | CONFERENCE | 0- 0 | 0- 2 | 7- 4 | | | | |
| 5- 1 | 0- 0 | 0- 0 | HOME | 0- 0 | 0- 1 | 5- 0 | | | | |
| 2- 5 | 0- 0 | 0- 0 | AWAY | 0- 0 | 0- 1 | 2- 4 | | | | |
| 0- 0 | 0- 0 | 0- 0 | NEUTRAL | 0- 0 | 0- 0 | 0- 0 | | | | |

| RPI 1-25 | | | | RPI 26-50 | | | | RPI 51-100 | | | | RPI 101+ Team's RPI: 226 | | | |
|---------------------------|---|------------|--------|-----------|---|----------------|-------|------------|---|----------|-------|--------------------------|---|-----------------|-------|
| RPI | S | Opponent | Score | RPI | S | Opponent | Score | RPI | S | Opponent | Score | RPI | S | Opponent | Score |
| 7 | H | Washington | 66 101 | | | | | | | | | 127 | H | Idaho | 64 60 |
| 8 | A | Duke | 47 90 | | | | | | | | | 150 | A | New Mexico St. | 60 67 |
| | | | | | | | | | | | | 150 | H | New Mexico St. | 65 81 |
| | | | | | | | | | | | | 168 | A | Rice | 50 64 |
| | | | | | | | | | | | | 175 | A | UC Riverside | 64 77 |
| | | | | | | | | | | | | 216 | A | Seattle U | 60 86 |
| | | | | | | | | | | | | 216 | H | Seattle U | 82 77 |
| | | | | | | | | | | | | 221 | A | UTRGV | 49 52 |
| | | | | | | | | | | | | 221 | H | UTRGV | 60 59 |
| | | | | | | | | | | | | 256 | H | Cal Poly | 64 59 |
| | | | | | | | | | | | | 258 | A | Hawaii | 47 51 |
| | | | | | | | | | | | | 265 | A | CSU Bakersfield | 59 74 |
| | | | | | | | | | | | | 298 | A | Southern Utah | 76 73 |
| | | | | | | | | | | | | 305 | H | Alcorn | 77 44 |
| | | | | | | | | | | | | 308 | H | Northern Ariz. | 76 65 |
| | | | | | | | | | | | | 310 | H | Denver | 73 70 |
| | | | | | | | | | | | | 315 | A | UMKC | 65 77 |
| | | | | | | | | | | | | 315 | H | UMKC | 75 64 |
| | | | | | | | | | | | | 329 | A | Utah Valley | 62 46 |
| | | | | | | | | | | | | 329 | H | Utah Valley | 60 42 |
| | | | | | | | | | | | | 335 | H | Fla. Atlantic | 81 60 |
| | | | | | | | | | | | | 340 | A | Chicago St. | 73 62 |
| | | | | | | | | | | | | 340 | H | Chicago St. | 57 39 |
| LAST 12 Division I GAMES: | | | | | | | | | | | | | | | |
| | | | | 315 | A | UMKC | 65 77 | | | | | 265 | A | CSU Bakersfield | 59 74 |
| | | | | 340 | A | Chicago St. | 73 62 | | | | | 340 | H | Chicago St. | 57 39 |
| | | | | 329 | H | Utah Valley | 60 42 | | | | | 315 | H | UMKC | 75 64 |
| | | | | 216 | H | Seattle U | 82 77 | | | | | 216 | A | Seattle U | 60 86 |
| | | | | 150 | A | New Mexico St. | 60 67 | | | | | 221 | H | UTRGV | 60 59 |
| | | | | 221 | A | UTRGV | 49 52 | | | | | 150 | H | New Mexico St. | 65 81 |

Non-Div I Games: Chaminade 85 55

Grand Canyon

■ Loss,
 ■ Non-Conf, S Site,
 ■ Home
 ■ Away
 N Neutral

| | | | | | | | | | |
|------------------------------|----------|-----------|----------------|-------------|---------------|----------|------|-------|-----------|
| Average RPI Win: 177 | WON-LOST | WINNING | LAST 10 | STRENGTH OF | OPP. STRENGTH | TEAM | ADJ. | CONF. | ADJ CONF. |
| Average RPI Loss: 136 | RECORD | PCT. RANK | GAMES | SCHEDULE | OF SCHEDULE | RPI | RPI | RPI | RPI |
| DIV. I ONLY | 23- 5 | 16 | 5- 4 | 76 | 178 | 27 | 27 | 19 | 19 |
| DIV. I NON-CONF. | 9- 2 | 37 | 0- 1 | 8 | 23 | 4 | 4 | 21 | 21 |
| TOTALS | RPI 1-25 | RPI 26-50 | W-L RECORDS | RPI 51-100 | RPI 101-150 | RPI 150+ | | | |
| 23- 5 | 0- 1 | 4- 0 | OVERALL | 3- 0 | 3- 1 | 13- 3 | | | |
| 13- 1 | 0- 0 | 2- 0 | HOME | 1- 0 | 2- 0 | 8- 1 | | | |
| 10- 4 | 0- 1 | 2- 0 | AWAY | 2- 0 | 1- 1 | 5- 2 | | | |
| 0- 0 | 0- 0 | 0- 0 | NEUTRAL | 0- 0 | 0- 0 | 0- 0 | | | |
| 9- 2 | 0- 1 | 4- 0 | NON-CONFERENCE | 3- 0 | 0- 0 | 2- 1 | | | |
| 4- 1 | 0- 0 | 2- 0 | HOME | 1- 0 | 0- 0 | 1- 1 | | | |
| 5- 1 | 0- 1 | 2- 0 | AWAY | 2- 0 | 0- 0 | 1- 0 | | | |
| 0- 0 | 0- 0 | 0- 0 | NEUTRAL | 0- 0 | 0- 0 | 0- 0 | | | |
| 14- 3 | 0- 0 | 0- 0 | CONFERENCE | 0- 0 | 3- 1 | 11- 2 | | | |
| 9- 0 | 0- 0 | 0- 0 | HOME | 0- 0 | 2- 0 | 7- 0 | | | |
| 5- 3 | 0- 0 | 0- 0 | AWAY | 0- 0 | 1- 1 | 4- 2 | | | |
| 0- 0 | 0- 0 | 0- 0 | NEUTRAL | 0- 0 | 0- 0 | 0- 0 | | | |

| RPI S | Opponent | Score | RPI S | Opponent | Score | Team's RPI: 27 | RPI S | Opponent | Score | RPI S | Opponent | Score |
|---------------------------|------------------|--------------|-------|--------------------|--------------|----------------|-------|---------------|-------|-------|------------------|--------------|
| 2 | A Notre Dame | 67 71 | 26 | H Elon | 71 56 | | 52 | H Little Rock | 57 31 | 139 | A Wright St. | 58 51 |
| | | | 29 | H Drake | 71 48 | | 60 | A Belmont | 62 53 | 139 | H Wright St. | 62 41 |
| | | | 34 | A South Dakota St. | 67 43 | | 84 | A Chattanooga | 71 55 | 145 | A Oakland | 71 74 |
| | | | 36 | A Marquette | 78 63 | | | | | 145 | H Oakland | 89 47 |
| | | | | | | | | | | 158 | A Milwaukee | 60 72 |
| | | | | | | | | | | 158 | H Milwaukee | 89 47 |
| | | | | | | | | | | 162 | A Detroit Mercy | 72 76 |
| | | | | | | | | | | 162 | H Detroit Mercy | 60 55 |
| | | | | | | | | | | 180 | A Cleveland St. | 65 51 |
| | | | | | | | | | | 180 | H Cleveland St. | 79 60 |
| | | | | | | | | | | 211 | H Wisconsin | 53 54 |
| | | | | | | | | | | 228 | A Bradley | 68 43 |
| | | | | | | | | | | 263 | H Butler | 61 34 |
| | | | | | | | | | | 285 | H Northern Ky. | 70 39 |
| | | | | | | | | | | 301 | A Valparaiso | 75 36 |
| | | | | | | | | | | 301 | H Valparaiso | 56 35 |
| | | | | | | | | | | 312 | A Youngstown St. | 84 51 |
| | | | | | | | | | | 312 | H Youngstown St. | 75 41 |
| | | | | | | | | | | 323 | A Ill.-Chicago | 79 65 |
| | | | | | | | | | | 323 | H Ill.-Chicago | 65 31 |
| LAST 12 Division I GAMES: | | | | | | | | | | | | |
| 2 | A Notre Dame | 67 71 | 162 | A Detroit Mercy | 72 76 | | | | | | | |
| 139 | A Wright St. | 58 51 | 145 | A Oakland | 71 74 | | | | | | | |
| 323 | H Ill.-Chicago | 65 31 | 180 | A Cleveland St. | 65 51 | | | | | | | |
| 158 | A Milwaukee | 60 72 | 312 | A Youngstown St. | 84 51 | | | | | | | |
| 312 | H Youngstown St. | 75 41 | 158 | H Milwaukee | 89 47 | | | | | | | |
| 180 | H Cleveland St. | 79 60 | 301 | H Valparaiso | 56 35 | | | | | | | |

Non-Div I Games:

Green Bay

■ Loss,
 ■ Non-Conf, S Site,
 ■ Home
 ■ Away
 N Neutral

| | | | | | | | | | |
|------------------------------|----------|-----------|----------------|-------------|---------------|----------|------|-------|-----------|
| Average RPI Win: 273 | WON-LOST | WINNING | LAST 10 | STRENGTH OF | OPP. STRENGTH | TEAM | ADJ. | CONF. | ADJ CONF. |
| Average RPI Loss: 142 | RECORD | PCT. RANK | GAMES | SCHEDULE | OF SCHEDULE | RPI | RPI | RPI | RPI |
| DIV. I ONLY | 15- 12 | 143 | 5- 5 | 298 | 276 | 186 | 186 | 32 | 32 |
| DIV. I NON-CONF. | 6- 7 | 182 | 0- 0 | 83 | 36 | 91 | 91 | 31 | 31 |
| TOTALS | RPI 1-25 | RPI 26-50 | W-L RECORDS | RPI 51-100 | RPI 101-150 | RPI 150+ | | | |
| 15- 12 | 1- 1 | 0- 3 | OVERALL | 0- 1 | 1- 2 | 13- 5 | | | |
| 7- 2 | 1- 0 | 0- 0 | HOME | 0- 0 | 0- 0 | 6- 2 | | | |
| 4- 10 | 0- 1 | 0- 3 | AWAY | 0- 1 | 0- 2 | 4- 3 | | | |
| 4- 0 | 0- 0 | 0- 0 | NEUTRAL | 0- 0 | 1- 0 | 3- 0 | | | |
| 6- 7 | 1- 1 | 0- 3 | NON-CONFERENCE | 0- 1 | 1- 2 | 4- 0 | | | |
| 2- 0 | 1- 0 | 0- 0 | HOME | 0- 0 | 0- 0 | 1- 0 | | | |
| 0- 7 | 0- 1 | 0- 3 | AWAY | 0- 1 | 0- 2 | 0- 0 | | | |
| 4- 0 | 0- 0 | 0- 0 | NEUTRAL | 0- 0 | 1- 0 | 3- 0 | | | |
| 9- 5 | 0- 0 | 0- 0 | CONFERENCE | 0- 0 | 0- 0 | 9- 5 | | | |
| 5- 2 | 0- 0 | 0- 0 | HOME | 0- 0 | 0- 0 | 5- 2 | | | |
| 4- 3 | 0- 0 | 0- 0 | AWAY | 0- 0 | 0- 0 | 4- 3 | | | |
| 0- 0 | 0- 0 | 0- 0 | NEUTRAL | 0- 0 | 0- 0 | 0- 0 | | | |

| RPI 1-25 | | | | RPI 26-50 | | | | RPI 51-100 | | | | RPI 101+ Team's RPI: 186 | | | |
|---------------------------|---|--------------------|--------------|-----------|---|--------------------|--------------|------------|---|--------------|--------------|--------------------------|---|--------------------|--------------|
| RPI | S | Opponent | Score | RPI | S | Opponent | Score | RPI | S | Opponent | Score | RPI | S | Opponent | Score |
| 4 | A | South Carolina | 38 92 | 32 | A | James Madison | 50 71 | 71 | A | Northwestern | 48 67 | 106 | A | FGCU | 49 60 |
| 20 | H | Temple | 71 65 | 38 | A | North Carolina St. | 56 81 | | | | | 119 | A | Old Dominion | 58 61 |
| | | | | 50 | A | Iowa | 51 84 | | | | | 137 | N | Maine | 58 49 |
| | | | | | | | | | | | | 185 | A | Bethune-Cookman | 56 66 |
| | | | | | | | | | | | | 225 | H | Richmond | 72 45 |
| | | | | | | | | | | | | 231 | H | Howard | 62 67 |
| | | | | | | | | | | | | 237 | N | Samford | 63 57 |
| | | | | | | | | | | | | 249 | H | UMES | 65 68 |
| | | | | | | | | | | | | 272 | H | Coppin St. | 78 54 |
| | | | | | | | | | | | | 277 | A | Norfolk St. | 58 57 |
| | | | | | | | | | | | | 281 | H | N.C. A&T | 64 57 |
| | | | | | | | | | | | | 290 | A | Savannah St. | 51 55 |
| | | | | | | | | | | | | 290 | H | Savannah St. | 75 46 |
| | | | | | | | | | | | | 314 | N | Lafayette | 58 55 |
| | | | | | | | | | | | | 325 | N | Saint Peter's | 71 42 |
| | | | | | | | | | | | | 330 | A | Florida A&M | 44 62 |
| | | | | | | | | | | | | 333 | A | Morgan St. | 71 58 |
| | | | | | | | | | | | | 342 | H | N.C. Central | 60 36 |
| | | | | | | | | | | | | 347 | A | South Carolina St. | 51 50 |
| | | | | | | | | | | | | 347 | H | South Carolina St. | 80 46 |
| | | | | | | | | | | | | 348 | A | Delaware St. | 83 52 |
| LAST 12 Division I GAMES: | | | | | | | | | | | | | | | |
| 333 | A | Morgan St. | 71 58 | 249 | H | UMES | 65 68 | | | | | | | | |
| 330 | A | Florida A&M | 44 62 | 272 | H | Coppin St. | 78 54 | | | | | | | | |
| 185 | A | Bethune-Cookman | 56 66 | 277 | A | Norfolk St. | 58 57 | | | | | | | | |
| 231 | H | Howard | 62 67 | 342 | H | N.C. Central | 60 36 | | | | | | | | |
| 347 | A | South Carolina St. | 51 50 | 348 | A | Delaware St. | 83 52 | | | | | | | | |
| 290 | A | Savannah St. | 51 55 | 290 | H | Savannah St. | 75 46 | | | | | | | | |

Non-Div I Games:

Hampton

 Loss,
 Non-Conf,
 S Site,
 H Home
 A Away
N Neutral

| | | | | | | | | | | |
|-------------------|----------|-----------|----------------|------------|-------------|---------------|------|------|-------|-----------|
| Average RPI Win: | 241 | WON-LOST | WINNING | LAST 10 | STRENGTH OF | OPP. STRENGTH | TEAM | ADJ. | CONF. | ADJ CONF. |
| Average RPI Loss: | 152 | RECORD | PCT. RANK | GAMES | SCHEDULE | OF SCHEDULE | RPI | RPI | RPI | RPI |
| DIV. I ONLY | 16- 12 | 131 | 3- 7 | 251 | 239 | 177 | 177 | 22 | 22 | |
| DIV. I NON-CONF. | 9- 4 | 85 | 0- 0 | 215 | 265 | 134 | 134 | 22 | 22 | |
| TOTALS | RPI 1-25 | RPI 26-50 | W-L RECORDS | RPI 51-100 | RPI 101-150 | RPI 150+ | | | | |
| 16- 12 | 0- 0 | 0- 1 | OVERALL | 0- 2 | 1- 4 | 15- 5 | | | | |
| 7- 6 | 0- 0 | 0- 1 | HOME | 0- 1 | 0- 2 | 7- 2 | | | | |
| 7- 6 | 0- 0 | 0- 0 | AWAY | 0- 1 | 1- 2 | 6- 3 | | | | |
| 2- 0 | 0- 0 | 0- 0 | NEUTRAL | 0- 0 | 0- 0 | 2- 0 | | | | |
| 9- 4 | 0- 0 | 0- 1 | NON-CONFERENCE | 0- 0 | 1- 1 | 8- 2 | | | | |
| 3- 3 | 0- 0 | 0- 1 | HOME | 0- 0 | 0- 1 | 3- 1 | | | | |
| 4- 1 | 0- 0 | 0- 0 | AWAY | 0- 0 | 1- 0 | 3- 1 | | | | |
| 2- 0 | 0- 0 | 0- 0 | NEUTRAL | 0- 0 | 0- 0 | 2- 0 | | | | |
| 7- 8 | 0- 0 | 0- 0 | CONFERENCE | 0- 2 | 0- 3 | 7- 3 | | | | |
| 4- 3 | 0- 0 | 0- 0 | HOME | 0- 1 | 0- 1 | 4- 1 | | | | |
| 3- 5 | 0- 0 | 0- 0 | AWAY | 0- 1 | 0- 2 | 3- 2 | | | | |
| 0- 0 | 0- 0 | 0- 0 | NEUTRAL | 0- 0 | 0- 0 | 0- 0 | | | | |

| RPI S | Opponent | Score | RPI S | Opponent | Score | RPI S | Opponent | Score | RPI S | Opponent | Score | Team's RPI: 177 |
|---------------------------|-----------------|-------|-------|-----------------|-------|-------|---------------------|-------|-------|------------------|-------|-----------------|
| 43 | H Quinnipiac | 59 82 | 76 | A New Hampshire | 50 58 | 106 | H FGCU | 63 70 | 133 | A Albany (NY) | 71 82 | |
| | | | 76 | H New Hampshire | 57 62 | 134 | A Delaware | 67 66 | 137 | A Maine | 62 73 | |
| | | | | | | 137 | H Maine | 60 66 | 163 | H Boston College | 65 56 | |
| | | | | | | 173 | H Providence | 65 77 | 176 | A Siena | 80 76 | |
| | | | | | | 189 | A Hofstra | 69 67 | 193 | H Sacred Heart | 81 64 | |
| | | | | | | 206 | A Binghamton | 59 60 | 206 | H Binghamton | 76 73 | |
| | | | | | | 207 | A UMBC | 80 73 | 207 | H UMBC | 47 64 | |
| | | | | | | 217 | N Monmouth | 75 72 | 240 | A Niagara | 62 75 | |
| | | | | | | 248 | A Stony Brook | 62 40 | 248 | H Stony Brook | 65 52 | |
| | | | | | | 277 | N Norfolk St. | 61 51 | 284 | A Vermont | 70 76 | |
| | | | | | | 284 | H Vermont | 68 55 | 311 | H Massachusetts | 75 56 | |
| | | | | | | 318 | A Central Conn. St. | 68 58 | 343 | A UMass Lowell | 84 64 | |
| | | | | | | 343 | H UMass Lowell | 80 59 | | | | |
| LAST 12 Division I GAMES: | | | | | | | | | | | | |
| 206 | A Binghamton | 59 60 | 284 | A Vermont | 70 76 | | | | | | | |
| 76 | H New Hampshire | 57 62 | 133 | A Albany (NY) | 71 82 | | | | | | | |
| 248 | A Stony Brook | 62 40 | 206 | H Binghamton | 76 73 | | | | | | | |
| 343 | A UMass Lowell | 84 64 | 76 | A New Hampshire | 50 58 | | | | | | | |
| 207 | H UMBC | 47 64 | 248 | H Stony Brook | 65 52 | | | | | | | |
| 137 | H Maine | 60 66 | 137 | A Maine | 62 73 | | | | | | | |

Non-Div I Games:

Hartford

■ Loss,
■ Non-Conf,
■ S Site,
■ H Home
■ A Away
N Neutral

| | | | | | | | | | |
|------------------------------|----------|-----------|----------------|-------------|---------------|----------|------|-------|-----------|
| Average RPI Win: 179 | WON-LOST | WINNING | LAST 10 | STRENGTH OF | OPP. STRENGTH | TEAM | ADJ. | CONF. | ADJ CONF. |
| Average RPI Loss: 104 | RECORD | PCT. RANK | GAMES | SCHEDULE | OF SCHEDULE | RPI | RPI | RPI | RPI |
| DIV. I ONLY | 20- 5 | 20 | 6- 4 | 98 | 138 | 30 | 30 | 8 | 8 |
| DIV. I NON-CONF. | 12- 1 | 7 | 1- 0 | 147 | 187 | 23 | 23 | 9 | 9 |
| TOTALS | RPI 1-25 | RPI 26-50 | W-L RECORDS | RPI 51-100 | RPI 101-150 | RPI 150+ | | | |
| 20- 5 | 1- 0 | 0- 0 | OVERALL | 1- 2 | 3- 3 | 15- 0 | | | |
| 10- 0 | 1- 0 | 0- 0 | HOME | 0- 0 | 3- 0 | 6- 0 | | | |
| 8- 5 | 0- 0 | 0- 0 | AWAY | 0- 2 | 0- 3 | 8- 0 | | | |
| 2- 0 | 0- 0 | 0- 0 | NEUTRAL | 1- 0 | 0- 0 | 1- 0 | | | |
| 12- 1 | 1- 0 | 0- 0 | NON-CONFERENCE | 1- 1 | 1- 0 | 9- 0 | | | |
| 5- 0 | 1- 0 | 0- 0 | HOME | 0- 0 | 1- 0 | 3- 0 | | | |
| 5- 1 | 0- 0 | 0- 0 | AWAY | 0- 1 | 0- 0 | 5- 0 | | | |
| 2- 0 | 0- 0 | 0- 0 | NEUTRAL | 1- 0 | 0- 0 | 1- 0 | | | |
| 8- 4 | 0- 0 | 0- 0 | CONFERENCE | 0- 1 | 2- 3 | 6- 0 | | | |
| 5- 0 | 0- 0 | 0- 0 | HOME | 0- 0 | 2- 0 | 3- 0 | | | |
| 3- 4 | 0- 0 | 0- 0 | AWAY | 0- 1 | 0- 3 | 3- 0 | | | |
| 0- 0 | 0- 0 | 0- 0 | NEUTRAL | 0- 0 | 0- 0 | 0- 0 | | | |

| RPI 1-25 | | | | RPI 26-50 | | | | RPI 51-100 | | | | RPI 101+ | | | |
|---------------------------|---|----------|-------|-----------|---|-----------|-------|------------|---|-----------|--------|----------|---|---------------|-------|
| RPI | S | Opponent | Score | RPI | S | Opponent | Score | RPI | S | Opponent | Score | RPI | S | Opponent | Score |
| 20 | H | Temple | 73 62 | | | | | 74 | A | Penn | 43 63 | 112 | A | Cornell | 52 57 |
| | | | | | | | | 78 | A | Minnesota | 87 103 | 112 | H | Cornell | 62 59 |
| | | | | | | | | 94 | N | Buffalo | 74 62 | 122 | A | Princeton | 58 63 |
| | | | | | | | | | | | | 132 | A | Yale | 52 57 |
| | | | | | | | | | | | | 132 | H | Yale | 76 56 |
| | | | | | | | | | | | | 137 | H | Maine | 69 62 |
| | | | | | | | | | | | | 167 | A | La Salle | 66 64 |
| | | | | | | | | | | | | 170 | A | Kansas | 69 59 |
| | | | | | | | | | | | | 172 | A | Columbia | 58 55 |
| | | | | | | | | | | | | 172 | H | Columbia | 70 68 |
| | | | | | | | | | | | | 176 | A | Siena | 65 58 |
| | | | | | | | | | | | | 179 | A | Brown | 66 63 |
| | | | | | | | | | | | | 179 | H | Brown | 69 59 |
| | | | | | | | | | | | | 181 | H | Fairfield | 58 44 |
| | | | | | | | | | | | | 193 | A | Sacred Heart | 68 60 |
| | | | | | | | | | | | | 223 | A | Dartmouth | 70 61 |
| | | | | | | | | | | | | 223 | H | Dartmouth | 70 65 |
| | | | | | | | | | | | | 237 | H | Samford | 57 52 |
| | | | | | | | | | | | | 245 | A | Boston U. | 65 52 |
| | | | | | | | | | | | | 254 | N | UNC Asheville | 79 62 |
| | | | | | | | | | | | | 313 | H | NJIT | 59 38 |
| LAST 12 Division I GAMES: | | | | | | | | | | | | | | | |
| 179 | A | Brown | 66 63 | 122 | A | Princeton | 58 63 | | | | | | | | |
| 132 | A | Yale | 52 57 | 74 | A | Penn | 43 63 | | | | | | | | |
| 112 | A | Cornell | 52 57 | 172 | H | Columbia | 70 68 | | | | | | | | |
| 172 | A | Columbia | 58 55 | 112 | H | Cornell | 62 59 | | | | | | | | |
| 132 | H | Yale | 76 56 | 223 | A | Dartmouth | 70 61 | | | | | | | | |
| 179 | H | Brown | 69 59 | 167 | A | La Salle | 66 64 | | | | | | | | |

Non-Div I Games:

Harvard

■ Loss,
 ■ Non-Conf, S Site,
 ■ Home
 ■ Away
 N Neutral

| | | | | | | | | | |
|------------------------------|----------|-----------|----------------|-------------|---------------|----------|------|-------|-----------|
| Average RPI Win: 282 | WON-LOST | WINNING | LAST 10 | STRENGTH OF | OPP. STRENGTH | TEAM | ADJ. | CONF. | ADJ CONF. |
| Average RPI Loss: 141 | RECORD | PCT. RANK | GAMES | SCHEDULE | OF SCHEDULE | RPI | RPI | RPI | RPI |
| DIV. I ONLY | 9- 17 | 255 | 4- 6 | 188 | 224 | 258 | 258 | 24 | 24 |
| DIV. I NON-CONF. | 3- 8 | 262 | 0- 0 | 72 | 132 | 230 | 230 | 23 | 23 |
| TOTALS | RPI 1-25 | RPI 26-50 | W-L RECORDS | RPI 51-100 | RPI 101-150 | RPI 150+ | | | |
| 9- 17 | 0- 2 | 0- 1 | OVERALL | 0- 4 | 1- 1 | 8- 9 | | | |
| 6- 7 | 0- 1 | 0- 1 | HOME | 0- 1 | 1- 0 | 5- 4 | | | |
| 3- 10 | 0- 1 | 0- 0 | AWAY | 0- 3 | 0- 1 | 3- 5 | | | |
| 0- 0 | 0- 0 | 0- 0 | NEUTRAL | 0- 0 | 0- 0 | 0- 0 | | | |
| 3- 8 | 0- 2 | 0- 1 | NON-CONFERENCE | 0- 2 | 1- 0 | 2- 3 | | | |
| 3- 3 | 0- 1 | 0- 1 | HOME | 0- 0 | 1- 0 | 2- 1 | | | |
| 0- 5 | 0- 1 | 0- 0 | AWAY | 0- 2 | 0- 0 | 0- 2 | | | |
| 0- 0 | 0- 0 | 0- 0 | NEUTRAL | 0- 0 | 0- 0 | 0- 0 | | | |
| 6- 9 | 0- 0 | 0- 0 | CONFERENCE | 0- 2 | 0- 1 | 6- 6 | | | |
| 3- 4 | 0- 0 | 0- 0 | HOME | 0- 1 | 0- 0 | 3- 3 | | | |
| 3- 5 | 0- 0 | 0- 0 | AWAY | 0- 1 | 0- 1 | 3- 3 | | | |
| 0- 0 | 0- 0 | 0- 0 | NEUTRAL | 0- 0 | 0- 0 | 0- 0 | | | |

| RPI 1-25 | | | | RPI 26-50 | | | | RPI 51-100 | | | | RPI 101+ Team's RPI: 258 | | | |
|---------------------------|---|-------------------|--------------|-----------|---|------------------|--------------|------------|---|---------------------|--------------|--------------------------|---|-------------------|--------------|
| RPI | S | Opponent | Score | RPI | S | Opponent | Score | RPI | S | Opponent | Score | RPI | S | Opponent | Score |
| 3 | H | Mississippi St. | 41 66 | 37 | H | Oregon | 49 86 | 67 | A | Southern California | 44 76 | 121 | A | Long Beach St. | 57 68 |
| 11 | A | UCLA | 49 72 | | | | | 69 | A | Boise St. | 49 61 | 150 | H | New Mexico St. | 56 53 |
| | | | | | | | | 96 | A | UC Davis | 55 70 | 166 | A | CSUN | 56 67 |
| | | | | | | | | 96 | H | UC Davis | 50 69 | 166 | H | CSUN | 49 60 |
| | | | | | | | | | | | | 175 | A | UC Riverside | 45 63 |
| | | | | | | | | | | | | 175 | H | UC Riverside | 59 79 |
| | | | | | | | | | | | | 198 | H | San Jose St. | 61 77 |
| | | | | | | | | | | | | 226 | H | Grand Canyon | 51 47 |
| | | | | | | | | | | | | 233 | A | UC Santa Barbara | 62 74 |
| | | | | | | | | | | | | 233 | H | UC Santa Barbara | 52 67 |
| | | | | | | | | | | | | 256 | A | Cal Poly | 87 79 |
| | | | | | | | | | | | | 256 | H | Cal Poly | 66 57 |
| | | | | | | | | | | | | 265 | A | CSU Bakersfield | 51 58 |
| | | | | | | | | | | | | 287 | A | Nevada | 59 67 |
| | | | | | | | | | | | | 312 | H | Youngstown St. | 72 50 |
| | | | | | | | | | | | | 324 | A | UC Irvine | 73 60 |
| | | | | | | | | | | | | 324 | H | UC Irvine | 79 62 |
| | | | | | | | | | | | | 346 | A | Cal St. Fullerton | 55 45 |
| | | | | | | | | | | | | 346 | H | Cal St. Fullerton | 60 50 |
| LAST 12 Division I GAMES: | | | | | | | | | | | | | | | |
| 346 | A | Cal St. Fullerton | 55 45 | 166 | A | CSUN | 56 67 | | | | | | | | |
| 324 | A | UC Irvine | 73 60 | 175 | A | UC Riverside | 45 63 | | | | | | | | |
| 166 | H | CSUN | 49 60 | 256 | H | Cal Poly | 66 57 | | | | | | | | |
| 96 | H | UC Davis | 50 69 | 324 | H | UC Irvine | 79 62 | | | | | | | | |
| 233 | H | UC Santa Barbara | 52 67 | 233 | A | UC Santa Barbara | 62 74 | | | | | | | | |
| 175 | H | UC Riverside | 59 79 | 256 | A | Cal Poly | 87 79 | | | | | | | | |

Non-Div I Games: Hawaii Pacific 88 54

Hawaii

■ Loss,
 ■ Non-Conf, S Site,
 ■ Home
 ■ Away
 N Neutral

| | | | | | | | | | |
|------------------------------|----------|-----------|----------------|-------------|---------------|----------|------|-------|-----------|
| Average RPI Win: 282 | WON-LOST | WINNING | LAST 10 | STRENGTH OF | OPP. STRENGTH | TEAM | ADJ. | CONF. | ADJ CONF. |
| Average RPI Loss: 184 | RECORD | PCT. RANK | GAMES | SCHEDULE | OF SCHEDULE | RPI | RPI | RPI | RPI |
| DIV. I ONLY | 11- 14 | 212 | 8- 2 | 272 | 308 | 236 | 236 | 28 | 28 |
| DIV. I NON-CONF. | 0- 9 | 335 | 0- 0 | 181 | 201 | 337 | 337 | 28 | 28 |
| TOTALS | RPI 1-25 | RPI 26-50 | W-L RECORDS | RPI 51-100 | RPI 101-150 | RPI 150+ | | | |
| 11- 14 | 0- 0 | 0- 0 | OVERALL | 0- 3 | 0- 2 | 11- 9 | | | |
| 5- 6 | 0- 0 | 0- 0 | HOME | 0- 2 | 0- 0 | 5- 4 | | | |
| 6- 8 | 0- 0 | 0- 0 | AWAY | 0- 0 | 0- 0 | 6- 0 | | | |
| 0- 0 | 0- 0 | 0- 0 | NEUTRAL | 0- 0 | 0- 0 | 0- 0 | | | |
| 0- 9 | 0- 0 | 0- 0 | NON-CONFERENCE | 0- 3 | 0- 1 | 0- 5 | | | |
| 0- 4 | 0- 0 | 0- 0 | HOME | 0- 2 | 0- 0 | 0- 2 | | | |
| 0- 5 | 0- 0 | 0- 0 | AWAY | 0- 1 | 0- 1 | 0- 3 | | | |
| 0- 0 | 0- 0 | 0- 0 | NEUTRAL | 0- 0 | 0- 0 | 0- 0 | | | |
| 11- 5 | 0- 0 | 0- 0 | CONFERENCE | 0- 0 | 0- 1 | 11- 4 | | | |
| 5- 2 | 0- 0 | 0- 0 | HOME | 0- 0 | 0- 0 | 5- 2 | | | |
| 6- 3 | 0- 0 | 0- 0 | AWAY | 0- 0 | 0- 1 | 6- 2 | | | |
| 0- 0 | 0- 0 | 0- 0 | NEUTRAL | 0- 0 | 0- 0 | 0- 0 | | | |

| RPI 1-25 | | | | RPI 26-50 | | | | RPI 51-100 | | | | RPI 101+ | | | | Team's RPI: 236 | |
|---------------------------|---|----------|-------|-----------|---|----------------|-------|------------|---|---------------|-------|----------|-----|----------------|----------|-----------------|----|
| RPI | S | Opponent | Score | RPI | S | Opponent | Score | RPI | S | Opponent | Score | RPI | S | Opponent | Score | | |
| | | | | | | | | 51 | H | Ohio | 48 | 76 | 123 | A | Ole Miss | 62 | 73 |
| | | | | | | | | 59 | A | West Virginia | 59 | 82 | 131 | A | Radford | 56 | 59 |
| | | | | | | | | 99 | H | Stetson | 47 | 81 | 182 | A | UAB | 66 | 75 |
| | | | | | | | | | | | | 192 | A | Campbell | 33 | 58 | |
| | | | | | | | | | | | | 192 | H | Campbell | 53 | 69 | |
| | | | | | | | | | | | | 215 | H | UNCG | 67 | 69 | |
| | | | | | | | | | | | | 229 | A | Presbyterian | 72 | 64 | |
| | | | | | | | | | | | | 229 | H | Presbyterian | 87 | 60 | |
| | | | | | | | | | | | | 235 | A | Liberty | 74 | 81 | |
| | | | | | | | | | | | | 235 | H | Liberty | 78 | 69 | |
| | | | | | | | | | | | | 254 | A | UNC Asheville | 76 | 60 | |
| | | | | | | | | | | | | 254 | H | UNC Asheville | 81 | 70 | |
| | | | | | | | | | | | | 266 | A | Charleston So. | 64 | 62 | |
| | | | | | | | | | | | | 266 | H | Charleston So. | 68 | 74 | |
| | | | | | | | | | | | | 276 | A | Davidson | 72 | 82 | |
| | | | | | | | | | | | | 277 | H | Norfolk St. | 60 | 63 | |
| | | | | | | | | | | | | 280 | A | Western Caro. | 64 | 73 | |
| | | | | | | | | | | | | 304 | A | Gardner-Webb | 84 | 65 | |
| | | | | | | | | | | | | 304 | H | Gardner-Webb | 71 | 69 | |
| | | | | | | | | | | | | 339 | A | Winthrop | 70 | 57 | |
| | | | | | | | | | | | | 339 | H | Winthrop | 88 | 43 | |
| | | | | | | | | | | | | 344 | A | Longwood | 80 | 49 | |
| LAST 12 Division I GAMES: | | | | | | | | | | | | | | | | | |
| | | | | 229 | A | Presbyterian | 72 | 64 | | | | 254 | H | UNC Asheville | 81 | 70 | |
| | | | | 266 | A | Charleston So. | 64 | 62 | | | | 344 | A | Longwood | 80 | 49 | |
| | | | | 192 | H | Campbell | 53 | 69 | | | | 229 | H | Presbyterian | 87 | 60 | |
| | | | | 235 | H | Liberty | 78 | 69 | | | | 192 | A | Campbell | 33 | 58 | |
| | | | | 304 | A | Gardner-Webb | 84 | 65 | | | | 304 | H | Gardner-Webb | 71 | 69 | |
| | | | | 339 | A | Winthrop | 70 | 57 | | | | 131 | A | Radford | 56 | 59 | |

Non-Div I Games: Spring Hill 74 58 Brevard 89 42

High Point

■ Loss,
 ■ Non-Conf,
 ■ S Site,
 ■ H Home
 ■ A Away
 N Neutral

| | | | | | | | | | | |
|-------------------|----------|-----------|----------------|------------|-------------|---------------|------|------|-------|-----------|
| Average RPI Win: | 209 | WON-LOST | WINNING | LAST 10 | STRENGTH OF | OPP. STRENGTH | TEAM | ADJ. | CONF. | ADJ CONF. |
| Average RPI Loss: | 128 | RECORD | PCT. RANK | GAMES | SCHEDULE | OF SCHEDULE | RPI | RPI | RPI | RPI |
| DIV. I ONLY | 11- 16 | 226 | 3- 7 | 122 | 150 | 189 | 189 | 9 | 9 | |
| DIV. I NON-CONF. | 7- 4 | 114 | 0- 0 | 185 | 329 | 122 | 122 | 8 | 8 | |
| TOTALS | RPI 1-25 | RPI 26-50 | W-L RECORDS | RPI 51-100 | RPI 101-150 | RPI 150+ | | | | |
| 11- 16 | 0- 0 | 0- 4 | OVERALL | 1- 2 | 2- 5 | 8- 5 | | | | |
| 6- 7 | 0- 0 | 0- 2 | HOME | 0- 0 | 1- 2 | 5- 3 | | | | |
| 5- 9 | 0- 0 | 0- 2 | AWAY | 1- 2 | 1- 3 | 3- 2 | | | | |
| 0- 0 | 0- 0 | 0- 0 | NEUTRAL | 0- 0 | 0- 0 | 0- 0 | | | | |
| 7- 4 | 0- 0 | 0- 0 | NON-CONFERENCE | 1- 1 | 1- 1 | 5- 2 | | | | |
| 4- 1 | 0- 0 | 0- 0 | HOME | 0- 0 | 0- 0 | 4- 1 | | | | |
| 3- 3 | 0- 0 | 0- 0 | AWAY | 1- 1 | 1- 1 | 1- 1 | | | | |
| 0- 0 | 0- 0 | 0- 0 | NEUTRAL | 0- 0 | 0- 0 | 0- 0 | | | | |
| 4- 12 | 0- 0 | 0- 4 | CONFERENCE | 0- 1 | 1- 4 | 3- 3 | | | | |
| 2- 6 | 0- 0 | 0- 2 | HOME | 0- 0 | 1- 2 | 1- 2 | | | | |
| 2- 6 | 0- 0 | 0- 2 | AWAY | 0- 1 | 0- 2 | 2- 1 | | | | |
| 0- 0 | 0- 0 | 0- 0 | NEUTRAL | 0- 0 | 0- 0 | 0- 0 | | | | |

| RPI 1-25 | | | | RPI 26-50 | | | | RPI 51-100 | | | | RPI 101+ Team's RPI: 189 | | | |
|---------------------------|---|----------|-------|-----------|---|--------------------|-------|------------|---|--------------------|-------|--------------------------|---|--------------------|-------|
| RPI | S | Opponent | Score | RPI | S | Opponent | Score | RPI | S | Opponent | Score | RPI | S | Opponent | Score |
| | | | | 26 | A | Elon | 61 72 | 64 | A | Drexel | 43 65 | 109 | A | Saint Joseph's | 75 64 |
| | | | | 26 | H | Elon | 53 64 | 94 | A | Buffalo | 50 74 | 129 | A | Navy | 69 78 |
| | | | | 32 | A | James Madison | 57 93 | 96 | A | UC Davis | 64 60 | 134 | A | Delaware | 45 56 |
| | | | | 32 | H | James Madison | 50 61 | | | | | 134 | H | Delaware | 56 73 |
| | | | | | | | | | | | | 146 | H | Northeastern | 51 53 |
| | | | | | | | | | | | | 149 | A | William & Mary | 65 81 |
| | | | | | | | | | | | | 149 | H | William & Mary | 64 61 |
| | | | | | | | | | | | | 177 | H | Hartford | 67 69 |
| | | | | | | | | | | | | 194 | H | American | 72 67 |
| | | | | | | | | | | | | 197 | A | Towson | 70 61 |
| | | | | | | | | | | | | 197 | H | Towson | 56 59 |
| | | | | | | | | | | | | 204 | A | Col. of Charleston | 55 71 |
| | | | | | | | | | | | | 204 | H | Col. of Charleston | 85 81 |
| | | | | | | | | | | | | 218 | H | Marist | 62 42 |
| | | | | | | | | | | | | 227 | A | UNCW | 66 54 |
| | | | | | | | | | | | | 227 | H | UNCW | 54 56 |
| | | | | | | | | | | | | 248 | A | Stony Brook | 67 64 |
| | | | | | | | | | | | | 283 | A | Sacramento St. | 85 97 |
| | | | | | | | | | | | | 311 | H | Massachusetts | 71 55 |
| | | | | | | | | | | | | 348 | H | Delaware St. | 64 44 |
| LAST 12 Division I GAMES: | | | | | | | | | | | | | | | |
| | | | | 197 | H | Towson | 56 59 | 149 | H | William & Mary | 64 61 | | | | |
| | | | | 227 | A | UNCW | 66 54 | 32 | H | James Madison | 50 61 | | | | |
| | | | | 26 | A | Elon | 61 72 | 26 | H | Elon | 53 64 | | | | |
| | | | | 134 | A | Delaware | 45 56 | 204 | A | Col. of Charleston | 55 71 | | | | |
| | | | | 204 | H | Col. of Charleston | 85 81 | 64 | A | Drexel | 43 65 | | | | |
| | | | | 149 | A | William & Mary | 65 81 | 227 | H | UNCW | 54 56 | | | | |

Non-Div I Games:

Hofstra

■ Loss,
 ■ Non-Conf,
 ■ S Site,
 ■ H Home
 ■ A Away
 N Neutral

Holy Cross

Through Games Of Feb. 25, 2017

| | | | | | | | | | | |
|-------------------|----------|-----------|----------------|------------|-------------|---------------|------|------|-------|-----------|
| Average RPI Win: | 237 | WON-LOST | WINNING | LAST 10 | STRENGTH OF | OPP. STRENGTH | TEAM | ADJ. | CONF. | ADJ CONF. |
| Average RPI Loss: | 194 | RECORD | PCT. RANK | GAMES | SCHEDULE | OF SCHEDULE | RPI | RPI | RPI | RPI |
| DIV. I ONLY | 8- 20 | 281 | 4- 6 | 265 | 265 | 297 | 297 | 23 | 23 | |
| DIV. I NON-CONF. | 2- 9 | 293 | 0- 0 | 297 | 246 | 338 | 338 | 25 | 25 | |
| TOTALS | RPI 1-25 | RPI 26-50 | W-L RECORDS | RPI 51-100 | RPI 101-150 | RPI 150+ | | | | |
| 8- 20 | 0- 0 | 0- 2 | OVERALL | 1- 2 | 0- 5 | 7- 11 | | | | |
| 5- 8 | 0- 0 | 0- 1 | HOME | 1- 1 | 0- 3 | 4- 3 | | | | |
| 3- 12 | 0- 0 | 0- 1 | AWAY | 0- 1 | 0- 2 | 3- 8 | | | | |
| 0- 0 | 0- 0 | 0- 0 | NEUTRAL | 0- 0 | 0- 0 | 0- 0 | | | | |
| 2- 9 | 0- 0 | 0- 2 | NON-CONFERENCE | 0- 1 | 0- 1 | 2- 5 | | | | |
| 2- 3 | 0- 0 | 0- 1 | HOME | 0- 1 | 0- 1 | 2- 0 | | | | |
| 0- 6 | 0- 0 | 0- 1 | AWAY | 0- 0 | 0- 0 | 0- 5 | | | | |
| 0- 0 | 0- 0 | 0- 0 | NEUTRAL | 0- 0 | 0- 0 | 0- 0 | | | | |
| 6- 11 | 0- 0 | 0- 0 | CONFERENCE | 1- 1 | 0- 4 | 5- 6 | | | | |
| 3- 5 | 0- 0 | 0- 0 | HOME | 1- 0 | 0- 2 | 2- 3 | | | | |
| 3- 6 | 0- 0 | 0- 0 | AWAY | 0- 1 | 0- 2 | 3- 3 | | | | |
| 0- 0 | 0- 0 | 0- 0 | NEUTRAL | 0- 0 | 0- 0 | 0- 0 | | | | |

| RPI S | Opponent | Score | RPI S | Opponent | Score | RPI S | Opponent | Score | RPI S | Opponent | Score | Team's RPI: 297 |
|---------------------------|-------------------|-------|-------|-------------------|-------|-------|-------------------|-------|-------|----------|-------|-----------------|
| 28 | A Arizona St. | 33 63 | 61 | A Bucknell | 48 77 | 129 | A Navy | 56 57 | | | | |
| 43 | H Quinnipiac | 55 78 | 61 | H Bucknell | 63 51 | 129 | H Navy | 71 73 | | | | |
| | | | 79 | H Penn St. | 48 84 | 132 | H Yale | 70 71 | | | | |
| | | | | | | 147 | A Army West Point | 41 60 | | | | |
| | | | | | | 147 | H Army West Point | 59 67 | | | | |
| | | | | | | 194 | A American | 61 60 | | | | |
| | | | | | | 194 | H American | 51 46 | | | | |
| | | | | | | 218 | H Marist | 50 46 | | | | |
| | | | | | | 223 | A Dartmouth | 49 53 | | | | |
| | | | | | | 245 | A Boston U. | 56 68 | | | | |
| | | | | | | 245 | H Boston U. | 49 66 | | | | |
| | | | | | | 267 | A Bryant | 74 76 | | | | |
| | | | | | | 269 | A Manhattan | 56 60 | | | | |
| | | | | | | 270 | A Colgate | 52 70 | | | | |
| | | | | | | 270 | H Colgate | 54 62 | | | | |
| | | | | | | 279 | A Loyola Maryland | 59 58 | | | | |
| | | | | | | 284 | A Vermont | 52 63 | | | | |
| | | | | | | 295 | A Lehigh | 64 80 | | | | |
| | | | | | | 295 | H Lehigh | 65 47 | | | | |
| | | | | | | 311 | A Massachusetts | 66 69 | | | | |
| | | | | | | 314 | A Lafayette | 67 61 | | | | |
| | | | | | | 314 | H Lafayette | 70 85 | | | | |
| | | | | | | 343 | H UMass Lowell | 62 47 | | | | |
| LAST 12 Division I GAMES: | | | | | | | | | | | | |
| 245 | A Boston U. | 56 68 | 61 | H Bucknell | 63 51 | | | | | | | |
| 279 | A Loyola Maryland | 59 58 | 270 | A Colgate | 52 70 | | | | | | | |
| 194 | H American | 51 46 | 129 | H Navy | 71 73 | | | | | | | |
| 147 | A Army West Point | 41 60 | 194 | A American | 61 60 | | | | | | | |
| 295 | A Lehigh | 64 80 | 147 | H Army West Point | 59 67 | | | | | | | |
| 314 | H Lafayette | 70 85 | 295 | H Lehigh | 65 47 | | | | | | | |

Non-Div I Games:

Holy Cross

■ Loss,
 ■ Non-Conf,
 ■ S Site,
 ■ H Home
 ■ A Away
 N Neutral

| | | | | | | | | | | |
|-------------------|----------|-----------|----------------|------------|-------------|---------------|------|------|-------|-----------|
| Average RPI Win: | 207 | WON-LOST | WINNING | LAST 10 | STRENGTH OF | OPP. STRENGTH | TEAM | ADJ. | CONF. | ADJ CONF. |
| Average RPI Loss: | 92 | RECORD | PCT. RANK | GAMES | SCHEDULE | OF SCHEDULE | RPI | RPI | RPI | RPI |
| DIV. I ONLY | 11- 17 | 237 | 3- 7 | 82 | 87 | 171 | 171 | 5 | 5 | |
| DIV. I NON-CONF. | 7- 6 | 157 | 0- 0 | 138 | 277 | 147 | 147 | 5 | 5 | |
| TOTALS | RPI 1-25 | RPI 26-50 | W-L RECORDS | RPI 51-100 | RPI 101-150 | RPI 150+ | | | | |
| 11- 17 | 0- 2 | 0- 1 | OVERALL | 0- 6 | 0- 6 | 11- 2 | | | | |
| 6- 8 | 0- 1 | 0- 1 | HOME | 0- 3 | 0- 2 | 6- 1 | | | | |
| 5- 8 | 0- 1 | 0- 0 | AWAY | 0- 3 | 0- 3 | 5- 1 | | | | |
| 0- 1 | 0- 0 | 0- 0 | NEUTRAL | 0- 0 | 0- 1 | 0- 0 | | | | |
| 7- 6 | 0- 0 | 0- 0 | NON-CONFERENCE | 0- 3 | 0- 2 | 7- 1 | | | | |
| 4- 2 | 0- 0 | 0- 0 | HOME | 0- 1 | 0- 0 | 4- 1 | | | | |
| 3- 3 | 0- 0 | 0- 0 | AWAY | 0- 2 | 0- 1 | 3- 0 | | | | |
| 0- 1 | 0- 0 | 0- 0 | NEUTRAL | 0- 0 | 0- 1 | 0- 0 | | | | |
| 4- 11 | 0- 2 | 0- 1 | CONFERENCE | 0- 3 | 0- 4 | 4- 1 | | | | |
| 2- 6 | 0- 1 | 0- 1 | HOME | 0- 2 | 0- 2 | 2- 0 | | | | |
| 2- 5 | 0- 1 | 0- 0 | AWAY | 0- 1 | 0- 2 | 2- 1 | | | | |
| 0- 0 | 0- 0 | 0- 0 | NEUTRAL | 0- 0 | 0- 0 | 0- 0 | | | | |

| RPI 1-25 | | | | RPI 26-50 | | | | RPI 51-100 | | | | RPI 101+ Team's RPI: 171 | | | |
|---------------------------|---|---------------|-------|-----------|---|------------|-------|------------|---|------------|-------|--------------------------|---|--------------------|-------|
| RPI | S | Opponent | Score | RPI | S | Opponent | Score | RPI | S | Opponent | Score | RPI | S | Opponent | Score |
| 1 | A | UConn | 42 91 | 35 | H | South Fla. | 50 79 | 55 | A | Tulane | 56 82 | 104 | A | UCF | 59 85 |
| 20 | H | Temple | 57 69 | | | | | 55 | H | Tulane | 49 57 | 104 | H | UCF | 48 62 |
| | | | | | | | | 89 | H | Mercer | 60 64 | 107 | N | Central Ark. | 55 69 |
| | | | | | | | | 91 | A | UNLV | 53 64 | 121 | A | Long Beach St. | 55 65 |
| | | | | | | | | 93 | H | SMU | 45 66 | 143 | A | Cincinnati | 64 85 |
| | | | | | | | | 100 | A | Texas Tech | 60 84 | 143 | H | Cincinnati | 62 71 |
| | | | | | | | | | | | | 152 | H | Texas St. | 56 61 |
| | | | | | | | | | | | | 155 | A | Memphis | 65 66 |
| | | | | | | | | | | | | 160 | A | Louisiana | 69 64 |
| | | | | | | | | | | | | 164 | A | Tulsa | 65 62 |
| | | | | | | | | | | | | 164 | H | Tulsa | 71 66 |
| | | | | | | | | | | | | 165 | A | East Carolina | 73 62 |
| | | | | | | | | | | | | 165 | H | East Carolina | 81 65 |
| | | | | | | | | | | | | 191 | A | UTSA | 56 49 |
| | | | | | | | | | | | | 204 | H | Col. of Charleston | 79 63 |
| | | | | | | | | | | | | 212 | H | Rutgers | 53 51 |
| | | | | | | | | | | | | 221 | A | UTRGV | 68 52 |
| | | | | | | | | | | | | 305 | H | Alcorn | 85 70 |
| | | | | | | | | | | | | 327 | H | Southeastern La. | 83 80 |
| LAST 12 Division I GAMES: | | | | | | | | | | | | | | | |
| 165 | H | East Carolina | 81 65 | 55 | H | Tulane | 49 57 | | | | | | | | |
| 35 | H | South Fla. | 50 79 | 1 | A | UConn | 42 91 | | | | | | | | |
| 164 | A | Tulsa | 65 62 | 155 | A | Memphis | 65 66 | | | | | | | | |
| 143 | H | Cincinnati | 62 71 | 93 | H | SMU | 45 66 | | | | | | | | |
| 104 | A | UCF | 59 85 | 20 | H | Temple | 57 69 | | | | | | | | |
| 165 | A | East Carolina | 73 62 | 55 | A | Tulane | 56 82 | | | | | | | | |

Non-Div I Games:

Houston

■ Loss,
 ■ Non-Conf,
 ■ S Site,
 ■ Home
 ■ A Away
 N Neutral

Houston Baptist

Through Games Of Feb. 25, 2017

| | | | | | | | | | | |
|-------------------|----------|-----------|----------------|------------|-------------|---------------|------|------|-------|-----------|
| Average RPI Win: | 312 | WON-LOST | WINNING | LAST 10 | STRENGTH OF | OPP. STRENGTH | TEAM | ADJ. | CONF. | ADJ CONF. |
| Average RPI Loss: | 201 | RECORD | PCT. RANK | GAMES | SCHEDULE | OF SCHEDULE | RPI | RPI | RPI | RPI |
| DIV. I ONLY | 4- 20 | 327 | 2- 8 | 283 | 310 | 336 | 336 | 27 | 27 | |
| DIV. I NON-CONF. | 0- 8 | 335 | 0- 0 | 158 | 168 | 330 | 330 | 27 | 27 | |
| TOTALS | RPI 1-25 | RPI 26-50 | W-L RECORDS | RPI 51-100 | RPI 101-150 | RPI 150+ | | | | |
| 4- 20 | 0- 2 | 0- 0 | OVERALL | 0- 1 | 0- 4 | 4- 13 | | | | |
| 4- 8 | 0- 0 | 0- 0 | HOME | 0- 0 | 0- 2 | 4- 6 | | | | |
| 0- 12 | 0- 0 | 0- 0 | AWAY | 0- 0 | 0- 0 | 0- 4 | | | | |
| 0- 0 | 0- 0 | 0- 0 | NEUTRAL | 0- 0 | 0- 0 | 0- 0 | | | | |
| 0- 8 | 0- 2 | 0- 0 | NON-CONFERENCE | 0- 0 | 0- 0 | 0- 6 | | | | |
| 0- 4 | 0- 0 | 0- 0 | HOME | 0- 0 | 0- 0 | 0- 4 | | | | |
| 0- 4 | 0- 2 | 0- 0 | AWAY | 0- 0 | 0- 0 | 0- 2 | | | | |
| 0- 0 | 0- 0 | 0- 0 | NEUTRAL | 0- 0 | 0- 0 | 0- 0 | | | | |
| 4- 12 | 0- 0 | 0- 0 | CONFERENCE | 0- 1 | 0- 4 | 4- 7 | | | | |
| 4- 4 | 0- 0 | 0- 0 | HOME | 0- 0 | 0- 2 | 4- 2 | | | | |
| 0- 8 | 0- 0 | 0- 0 | AWAY | 0- 1 | 0- 2 | 0- 5 | | | | |
| 0- 0 | 0- 0 | 0- 0 | NEUTRAL | 0- 0 | 0- 0 | 0- 0 | | | | |

| RPI 1-25 | | | | RPI 26-50 | | | | RPI 51-100 | | | | RPI 101+ | | | | Team's RPI: 336 | |
|---------------------------|---|------------------|--------|-----------|---|--------------------|-------|------------|---|----------|-------|----------|---|--------------------|--------|-----------------|--|
| RPI | S | Opponent | Score | RPI | S | Opponent | Score | RPI | S | Opponent | Score | RPI | S | Opponent | Score | | |
| 6 | A | Baylor | 43 118 | | | | | 97 | A | SFA | 49 86 | 107 | A | Central Ark. | 39 83 | | |
| 13 | A | Texas | 46 98 | | | | | | | | | 107 | H | Central Ark. | 49 80 | | |
| | | | | | | | | | | | | 135 | A | Lamar University | 22 74 | | |
| | | | | | | | | | | | | 135 | H | Lamar University | 53 81 | | |
| | | | | | | | | | | | | 153 | A | Arkansas | 40 101 | | |
| | | | | | | | | | | | | 154 | H | Oral Roberts | 65 75 | | |
| | | | | | | | | | | | | 168 | H | Rice | 53 79 | | |
| | | | | | | | | | | | | 203 | H | Texas Southern | 34 50 | | |
| | | | | | | | | | | | | 214 | H | New Orleans | 63 73 | | |
| | | | | | | | | | | | | 288 | H | A&M-Corpus Christi | 56 51 | | |
| | | | | | | | | | | | | 289 | A | McNeese | 53 68 | | |
| | | | | | | | | | | | | 289 | H | McNeese | 72 68 | | |
| | | | | | | | | | | | | 299 | A | UTEP | 45 75 | | |
| | | | | | | | | | | | | 306 | A | Nicholls St. | 57 76 | | |
| | | | | | | | | | | | | 307 | A | Northwestern St. | 54 75 | | |
| | | | | | | | | | | | | 327 | H | Southeastern La. | 71 87 | | |
| | | | | | | | | | | | | 331 | A | Incarnate Word | 54 69 | | |
| | | | | | | | | | | | | 331 | H | Incarnate Word | 68 51 | | |
| | | | | | | | | | | | | 334 | H | La.-Monroe | 65 77 | | |
| | | | | | | | | | | | | 338 | A | Sam Houston St. | 63 78 | | |
| | | | | | | | | | | | | 338 | H | Sam Houston St. | 61 51 | | |
| LAST 12 Division I GAMES: | | | | | | | | | | | | | | | | | |
| 135 | A | Lamar University | 22 74 | 288 | H | A&M-Corpus Christi | 56 51 | | | | | | | | | | |
| 289 | H | McNeese | 72 68 | 331 | A | Incarnate Word | 54 69 | | | | | | | | | | |
| 107 | A | Central Ark. | 39 83 | 306 | A | Nicholls St. | 57 76 | | | | | | | | | | |
| 135 | H | Lamar University | 53 81 | 214 | H | New Orleans | 63 73 | | | | | | | | | | |
| 338 | A | Sam Houston St. | 63 78 | 331 | H | Incarnate Word | 68 51 | | | | | | | | | | |
| 307 | A | Northwestern St. | 54 75 | 107 | H | Central Ark. | 49 80 | | | | | | | | | | |

Non-Div I Games: S'western Assemblie71 52 Arlington Baptist 75 55

Houston Baptist

Loss, Non-Conf, S Site, H Home A Away N Neutral

H
o
w
a
r
d[illegible]

Non-Div I Games:

| | | | | | | | | | | |
|-------------------|----------|-----------|----------------|------------|-------------|---------------|------|------|-------|-----------|
| Average RPI Win: | 195 | WON-LOST | WINNING | LAST 10 | STRENGTH OF | OPP. STRENGTH | TEAM | ADJ. | CONF. | ADJ CONF. |
| Average RPI Loss: | 82 | RECORD | PCT. RANK | GAMES | SCHEDULE | OF SCHEDULE | RPI | RPI | RPI | RPI |
| DIV. I ONLY | 20- 7 | 51 | 9- 1 | 150 | 129 | 62 | 62 | 11 | 11 | |
| DIV. I NON-CONF. | 8- 3 | 67 | 0- 0 | 124 | 127 | 69 | 69 | 10 | 10 | |
| TOTALS | RPI 1-25 | RPI 26-50 | W-L RECORDS | RPI 51-100 | RPI 101-150 | RPI 150+ | | | | |
| 20- 7 | 1- 0 | 1- 1 | OVERALL | 4- 4 | 1- 0 | 13- 2 | | | | |
| 11- 2 | 1- 0 | 1- 0 | HOME | 2- 2 | 0- 0 | 7- 0 | | | | |
| 9- 5 | 0- 0 | 0- 1 | AWAY | 2- 2 | 1- 0 | 6- 2 | | | | |
| 0- 0 | 0- 0 | 0- 0 | NEUTRAL | 0- 0 | 0- 0 | 0- 0 | | | | |
| 8- 3 | 1- 0 | 0- 0 | NON-CONFERENCE | 1- 3 | 1- 0 | 5- 0 | | | | |
| 3- 2 | 1- 0 | 0- 0 | HOME | 0- 2 | 0- 0 | 2- 0 | | | | |
| 5- 1 | 0- 0 | 0- 0 | AWAY | 1- 1 | 1- 0 | 3- 0 | | | | |
| 0- 0 | 0- 0 | 0- 0 | NEUTRAL | 0- 0 | 0- 0 | 0- 0 | | | | |
| 12- 4 | 0- 0 | 1- 1 | CONFERENCE | 3- 1 | 0- 0 | 8- 2 | | | | |
| 8- 0 | 0- 0 | 1- 0 | HOME | 2- 0 | 0- 0 | 5- 0 | | | | |
| 4- 4 | 0- 0 | 0- 1 | AWAY | 1- 1 | 0- 0 | 3- 2 | | | | |
| 0- 0 | 0- 0 | 0- 0 | NEUTRAL | 0- 0 | 0- 0 | 0- 0 | | | | |

| RPI 1-25 | | | | RPI 26-50 | | | | RPI 51-100 | | | | Team's RPI: 62 | RPI 101+ | | | |
|---------------------------|---|----------|-------|-----------|---|------------------|-------|------------|---|--------------|-------|----------------|----------|---|------------------|-------|
| RPI | S | Opponent | Score | RPI | S | Opponent | Score | RPI | S | Opponent | Score | | RPI | S | Opponent | Score |
| 22 | H | Missouri | 73 45 | 34 | A | South Dakota St. | 49 68 | 51 | H | Ohio | 65 71 | | 138 | A | VCU | 71 62 |
| | | | | 34 | H | South Dakota St. | 64 59 | 57 | H | UNI | 62 69 | | 154 | A | Oral Roberts | 45 54 |
| | | | | | | | | 60 | A | Belmont | 72 78 | | 154 | H | Oral Roberts | 53 41 |
| | | | | | | | | 63 | A | South Dakota | 62 75 | | 157 | A | Omaha | 44 64 |
| | | | | | | | | 63 | H | South Dakota | 63 42 | | 157 | H | Omaha | 79 47 |
| | | | | | | | | 73 | A | Western Ill. | 76 72 | | 210 | A | Indiana St. | 45 35 |
| | | | | | | | | 73 | H | Western Ill. | 66 52 | | 219 | H | Ga. Southern | 83 57 |
| | | | | | | | | 83 | A | Purdue | 67 62 | | 232 | A | Miami (OH) | 65 53 |
| | | | | | | | | | | | | | 275 | H | Tennessee Tech | 77 63 |
| | | | | | | | | | | | | | 294 | A | North Dakota St. | 76 53 |
| | | | | | | | | | | | | | 294 | H | North Dakota St. | 71 58 |
| | | | | | | | | | | | | | 310 | A | Denver | 67 45 |
| | | | | | | | | | | | | | 310 | H | Denver | 71 49 |
| | | | | | | | | | | | | | 317 | A | Fort Wayne | 62 48 |
| | | | | | | | | | | | | | 317 | H | Fort Wayne | 66 55 |
| | | | | | | | | | | | | | 323 | A | Ill.-Chicago | 67 57 |
| LAST 12 Division I GAMES: | | | | | | | | | | | | | | | | |
| | | | | 317 | H | Fort Wayne | 66 55 | | | | | | 157 | H | Omaha | 79 47 |
| | | | | 63 | H | South Dakota | 63 42 | | | | | | 317 | A | Fort Wayne | 62 48 |
| | | | | 294 | A | North Dakota St. | 76 53 | | | | | | 73 | A | Western Ill. | 76 72 |
| | | | | 34 | H | South Dakota St. | 64 59 | | | | | | 294 | H | North Dakota St. | 71 58 |
| | | | | 310 | A | Denver | 67 45 | | | | | | 154 | H | Oral Roberts | 53 41 |
| | | | | 154 | A | Oral Roberts | 45 54 | | | | | | 310 | H | Denver | 71 49 |

Non-Div I Games: Oakland City 95 62 Ind.-Northwest 89 36

IUPUI

Loss, Non-Conf, S Site, H Home A Away N Neutral

| RPI 1-25 | | | | RPI 26-50 | | | | RPI 51-100 | | | | RPI 101+ | | | | Team's RPI: 127 | |
|---------------------------|---|------------|--------|-----------|---|----------------|-------|------------|---|-------------|-------|----------|---|-------------------|-------|-----------------|--|
| RPI | S | Opponent | Score | RPI | S | Opponent | Score | RPI | S | Opponent | Score | RPI | S | Opponent | Score | | |
| 5 | N | Oregon St. | 49 60 | 37 | A | Oregon | 70 73 | 57 | N | UNI | 74 76 | 105 | A | Wyoming | 74 71 | | |
| 7 | A | Washington | 53 105 | | | | | 88 | A | Montana St. | 64 80 | 117 | H | North Dakota | 74 61 | | |
| | | | | | | | | 88 | H | Montana St. | 61 66 | 120 | A | Eastern Wash. | 57 67 | | |
| | | | | | | | | 91 | N | UNLV | 61 73 | 120 | H | Eastern Wash. | 78 51 | | |
| | | | | | | | | | | | | 128 | H | Northern Colo. | 67 71 | | |
| | | | | | | | | | | | | 161 | A | Idaho St. | 69 80 | | |
| | | | | | | | | | | | | 161 | H | Idaho St. | 60 67 | | |
| | | | | | | | | | | | | 216 | A | Seattle U | 68 64 | | |
| | | | | | | | | | | | | 226 | A | Grand Canyon | 60 64 | | |
| | | | | | | | | | | | | 230 | A | Weber St. | 82 77 | | |
| | | | | | | | | | | | | 230 | H | Weber St. | 95 77 | | |
| | | | | | | | | | | | | 247 | A | Portland St. | 72 66 | | |
| | | | | | | | | | | | | 283 | A | Sacramento St. | 72 58 | | |
| | | | | | | | | | | | | 298 | A | Southern Utah | 85 68 | | |
| | | | | | | | | | | | | 308 | A | Northern Ariz. | 91 80 | | |
| | | | | | | | | | | | | 328 | A | Montana | 86 59 | | |
| | | | | | | | | | | | | 328 | H | Montana | 75 50 | | |
| | | | | | | | | | | | | 346 | A | Cal St. Fullerton | 88 86 | | |
| LAST 12 Division I GAMES: | | | | | | | | | | | | | | | | | |
| | | | | 230 | A | Weber St. | 82 77 | | | | | 247 | A | Portland St. | 72 66 | | |
| | | | | 161 | A | Idaho St. | 69 80 | | | | | 328 | H | Montana | 75 50 | | |
| | | | | 120 | H | Eastern Wash. | 78 51 | | | | | 88 | H | Montana St. | 61 66 | | |
| | | | | 117 | H | North Dakota | 74 61 | | | | | 308 | A | Northern Ariz. | 91 80 | | |
| | | | | 128 | H | Northern Colo. | 67 71 | | | | | 298 | A | Southern Utah | 85 68 | | |
| | | | | 283 | A | Sacramento St. | 72 58 | | | | | 161 | H | Idaho St. | 60 67 | | |

Page 119

| | | | | | | | | | | |
|-------------------|----------|-----------|----------------|------------|-------------|---------------|------|------|-------|-----------|
| Average RPI Win: | 241 | WON-LOST | WINNING | LAST 10 | STRENGTH OF | OPP. STRENGTH | TEAM | ADJ. | CONF. | ADJ CONF. |
| Average RPI Loss: | 120 | RECORD | PCT. RANK | GAMES | SCHEDULE | OF SCHEDULE | RPI | RPI | RPI | RPI |
| DIV. I ONLY | 15- 11 | 127 | 7- 3 | 223 | 166 | 161 | 161 | 20 | 20 | |
| DIV. I NON-CONF. | 5- 5 | 165 | 0- 0 | 305 | 72 | 199 | 199 | 18 | 18 | |
| TOTALS | RPI 1-25 | RPI 26-50 | W-L RECORDS | RPI 51-100 | RPI 101-150 | RPI 150+ | | | | |
| 15- 11 | 0- 1 | 0- 1 | OVERALL | 1- 1 | 3- 5 | 11- 3 | | | | |
| 9- 3 | 0- 0 | 0- 0 | HOME | 1- 0 | 1- 3 | 7- 0 | | | | |
| 5- 7 | 0- 0 | 0- 0 | AWAY | 0- 0 | 2- 1 | 3- 0 | | | | |
| 1- 1 | 0- 0 | 0- 1 | NEUTRAL | 0- 0 | 0- 0 | 1- 0 | | | | |
| 5- 5 | 0- 1 | 0- 1 | NON-CONFERENCE | 0- 1 | 0- 0 | 5- 2 | | | | |
| 3- 0 | 0- 0 | 0- 0 | HOME | 0- 0 | 0- 0 | 3- 0 | | | | |
| 1- 4 | 0- 1 | 0- 0 | AWAY | 0- 1 | 0- 0 | 1- 2 | | | | |
| 1- 1 | 0- 0 | 0- 1 | NEUTRAL | 0- 0 | 0- 0 | 1- 0 | | | | |
| 10- 6 | 0- 0 | 0- 0 | CONFERENCE | 1- 0 | 3- 5 | 6- 1 | | | | |
| 6- 3 | 0- 0 | 0- 0 | HOME | 1- 0 | 1- 3 | 4- 0 | | | | |
| 4- 3 | 0- 0 | 0- 0 | AWAY | 0- 0 | 2- 2 | 2- 1 | | | | |
| 0- 0 | 0- 0 | 0- 0 | NEUTRAL | 0- 0 | 0- 0 | 0- 0 | | | | |

| RPI 1-25 | | | | RPI 26-50 | | | | RPI 51-100 | | | | RPI 101+ Team's RPI: 161 | | | |
|---------------------------|---|----------------|-------|-----------|---|----------------|-------|------------|---|-------------|-------|--------------------------|---|----------------|-------|
| RPI | S | Opponent | Score | RPI | S | Opponent | Score | RPI | S | Opponent | Score | RPI | S | Opponent | Score |
| 5 | A | Oregon St. | 38 61 | 32 | N | James Madison | 53 83 | 87 | A | Colorado | 56 85 | 117 | A | North Dakota | 56 63 |
| | | | | | | | | 88 | H | Montana St. | 67 59 | 117 | H | North Dakota | 62 65 |
| | | | | | | | | | | | | 120 | A | Eastern Wash. | 41 58 |
| | | | | | | | | | | | | 120 | H | Eastern Wash. | 58 61 |
| | | | | | | | | | | | | 127 | A | Idaho | 67 60 |
| | | | | | | | | | | | | 127 | H | Idaho | 80 69 |
| | | | | | | | | | | | | 128 | A | Northern Colo. | 68 58 |
| | | | | | | | | | | | | 128 | H | Northern Colo. | 62 77 |
| | | | | | | | | | | | | 159 | A | Santa Clara | 78 82 |
| | | | | | | | | | | | | 200 | A | Utah St. | 56 69 |
| | | | | | | | | | | | | 211 | A | Wisconsin | 42 35 |
| | | | | | | | | | | | | 230 | A | Weber St. | 43 50 |
| | | | | | | | | | | | | 230 | H | Weber St. | 57 52 |
| | | | | | | | | | | | | 247 | H | Portland St. | 53 47 |
| | | | | | | | | | | | | 276 | N | Davidson | 70 58 |
| | | | | | | | | | | | | 283 | H | Sacramento St. | 79 60 |
| | | | | | | | | | | | | 298 | A | Southern Utah | 71 68 |
| | | | | | | | | | | | | 308 | A | Northern Ariz. | 64 51 |
| | | | | | | | | | | | | 310 | H | Denver | 65 64 |
| | | | | | | | | | | | | 324 | H | UC Irvine | 65 54 |
| | | | | | | | | | | | | 328 | H | Montana | 61 43 |
| | | | | | | | | | | | | 329 | H | Utah Valley | 61 56 |
| LAST 12 Division I GAMES: | | | | | | | | | | | | | | | |
| 120 | H | Eastern Wash. | 58 61 | 298 | A | Southern Utah | 71 68 | | | | | | | | |
| 127 | H | Idaho | 80 69 | 308 | A | Northern Ariz. | 64 51 | | | | | | | | |
| 128 | A | Northern Colo. | 68 58 | 230 | H | Weber St. | 57 52 | | | | | | | | |
| 117 | A | North Dakota | 56 63 | 117 | H | North Dakota | 62 65 | | | | | | | | |
| 283 | H | Sacramento St. | 79 60 | 128 | H | Northern Colo. | 62 77 | | | | | | | | |
| 247 | H | Portland St. | 53 47 | 127 | A | Idaho | 67 60 | | | | | | | | |

Non-Div I Games: Montana Tech 77 55

Idaho St.

■ Loss,
 ■ Non-Conf, S Site,
 ■ Home
 ■ Away
 N Neutral

| | | | | | | | | | | |
|-------------------|----------|-----------|----------------|------------|-------------|---------------|------|------|-------|-----------|
| Average RPI Win: | 231 | WON-LOST | WINNING | LAST 10 | STRENGTH OF | OPP. STRENGTH | TEAM | ADJ. | CONF. | ADJ CONF. |
| Average RPI Loss: | 171 | RECORD | PCT. RANK | GAMES | SCHEDULE | OF SCHEDULE | RPI | RPI | RPI | RPI |
| DIV. I ONLY | 3- 24 | 338 | 2- 8 | 155 | 243 | 323 | 323 | 19 | 19 | |
| DIV. I NON-CONF. | 1- 8 | 314 | 0- 0 | 145 | 182 | 293 | 293 | 21 | 21 | |
| TOTALS | RPI 1-25 | RPI 26-50 | W-L RECORDS | RPI 51-100 | RPI 101-150 | RPI 150+ | | | | |
| 3- 24 | 0- 0 | 0- 4 | OVERALL | 0- 3 | 0- 4 | 3- 13 | | | | |
| 2- 11 | 0- 0 | 0- 1 | HOME | 0- 1 | 0- 2 | 2- 7 | | | | |
| 1- 13 | 0- 0 | 0- 3 | AWAY | 0- 2 | 0- 2 | 1- 6 | | | | |
| 0- 0 | 0- 0 | 0- 0 | NEUTRAL | 0- 0 | 0- 0 | 0- 0 | | | | |
| 1- 8 | 0- 0 | 0- 2 | NON-CONFERENCE | 0- 3 | 0- 0 | 1- 3 | | | | |
| 0- 4 | 0- 0 | 0- 0 | HOME | 0- 1 | 0- 0 | 0- 3 | | | | |
| 1- 4 | 0- 0 | 0- 2 | AWAY | 0- 2 | 0- 0 | 1- 0 | | | | |
| 0- 0 | 0- 0 | 0- 0 | NEUTRAL | 0- 0 | 0- 0 | 0- 0 | | | | |
| 2- 16 | 0- 0 | 0- 2 | CONFERENCE | 0- 0 | 0- 4 | 2- 10 | | | | |
| 2- 7 | 0- 0 | 0- 1 | HOME | 0- 0 | 0- 2 | 2- 4 | | | | |
| 0- 9 | 0- 0 | 0- 1 | AWAY | 0- 0 | 0- 2 | 0- 6 | | | | |
| 0- 0 | 0- 0 | 0- 0 | NEUTRAL | 0- 0 | 0- 0 | 0- 0 | | | | |

| RPI 1-25 | | | RPI 26-50 | | | RPI 51-100 | | | RPI 101+ | | | Team's RPI: 323 | | | |
|---------------------------|---|----------|-----------|-----|---|---------------|-------|-----|----------|--------------|-------|-----------------|---|----------------|-------|
| RPI | S | Opponent | Score | RPI | S | Opponent | Score | RPI | S | Opponent | Score | | | | |
| | | | | 27 | A | Green Bay | 31 65 | 62 | H | IUPUI | 57 67 | 139 | A | Wright St. | 51 62 |
| | | | | 27 | H | Green Bay | 65 79 | 71 | A | Northwestern | 44 88 | 139 | H | Wright St. | 54 73 |
| | | | | 41 | A | Central Mich. | 55 77 | 85 | A | Toledo | 51 79 | 145 | A | Oakland | 58 81 |
| | | | | 47 | A | Virginia | 39 76 | | | | | 145 | H | Oakland | 50 78 |
| | | | | | | | | | | | | 158 | A | Milwaukee | 55 83 |
| | | | | | | | | | | | | 158 | H | Milwaukee | 65 88 |
| | | | | | | | | | | | | 162 | A | Detroit Mercy | 76 98 |
| | | | | | | | | | | | | 162 | H | Detroit Mercy | 63 62 |
| | | | | | | | | | | | | 180 | A | Cleveland St. | 59 77 |
| | | | | | | | | | | | | 180 | H | Cleveland St. | 59 63 |
| | | | | | | | | | | | | 228 | H | Bradley | 56 65 |
| | | | | | | | | | | | | 231 | A | Howard | 70 63 |
| | | | | | | | | | | | | 285 | A | Northern Ky. | 49 66 |
| | | | | | | | | | | | | 285 | H | Northern Ky. | 37 58 |
| | | | | | | | | | | | | 301 | A | Valparaiso | 63 72 |
| | | | | | | | | | | | | 301 | H | Valparaiso | 74 60 |
| | | | | | | | | | | | | 309 | H | Illinois St. | 52 59 |
| | | | | | | | | | | | | 312 | A | Youngstown St. | 54 70 |
| | | | | | | | | | | | | 312 | H | Youngstown St. | 59 65 |
| | | | | | | | | | | | | 317 | H | Fort Wayne | 55 61 |
| LAST 12 Division I GAMES: | | | | | | | | | | | | | | | |
| | | | | 301 | A | Valparaiso | 63 72 | | | | | 312 | H | Youngstown St. | 59 65 |
| | | | | 27 | A | Green Bay | 31 65 | | | | | 180 | H | Cleveland St. | 59 63 |
| | | | | 145 | H | Oakland | 50 78 | | | | | 301 | H | Valparaiso | 74 60 |
| | | | | 162 | H | Detroit Mercy | 63 62 | | | | | 285 | H | Northern Ky. | 37 58 |
| | | | | 139 | A | Wright St. | 51 62 | | | | | 139 | H | Wright St. | 54 73 |
| | | | | 285 | A | Northern Ky. | 49 66 | | | | | 158 | A | Milwaukee | 55 83 |

Non-Div I Games: Lake Forest 84 48 Robert Morris (IL) 106 58

Ill.-Chicago

Loss, Non-Conf, S Site, H Home A Away N Neutral

Illinois

Through Games Of Feb. 25, 2017

| | | | | | | | | | | |
|-------------------|----------|-----------|----------------|------------|-------------|---------------|------|------|-------|-----------|
| Average RPI Win: | 199 | WON-LOST | WINNING | LAST 10 | STRENGTH OF | OPP. STRENGTH | TEAM | ADJ. | CONF. | ADJ CONF. |
| Average RPI Loss: | 77 | RECORD | PCT. RANK | GAMES | SCHEDULE | OF SCHEDULE | RPI | RPI | RPI | RPI |
| DIV. I ONLY | 8- 21 | 295 | 0- 10 | 48 | 84 | 208 | 208 | 6 | 6 | |
| DIV. I NON-CONF. | 5- 8 | 218 | 0- 0 | 70 | 229 | 207 | 207 | 6 | 6 | |
| TOTALS | RPI 1-25 | RPI 26-50 | W-L RECORDS | RPI 51-100 | RPI 101-150 | RPI 150+ | | | | |
| 8- 21 | 0- 3 | 1- 6 | OVERALL | 0- 9 | 2- 0 | 5- 3 | | | | |
| 8- 9 | 0- 1 | 1- 2 | HOME | 0- 4 | 2- 0 | 5- 2 | | | | |
| 0- 12 | 0- 2 | 0- 4 | AWAY | 0- 5 | 0- 0 | 0- 1 | | | | |
| 0- 0 | 0- 0 | 0- 0 | NEUTRAL | 0- 0 | 0- 0 | 0- 0 | | | | |
| 5- 8 | 0- 0 | 0- 2 | NON-CONFERENCE | 0- 4 | 2- 0 | 3- 2 | | | | |
| 5- 4 | 0- 0 | 0- 0 | HOME | 0- 2 | 2- 0 | 3- 2 | | | | |
| 0- 4 | 0- 0 | 0- 2 | AWAY | 0- 2 | 0- 0 | 0- 0 | | | | |
| 0- 0 | 0- 0 | 0- 0 | NEUTRAL | 0- 0 | 0- 0 | 0- 0 | | | | |
| 3- 13 | 0- 3 | 1- 4 | CONFERENCE | 0- 5 | 0- 0 | 2- 1 | | | | |
| 3- 5 | 0- 1 | 1- 2 | HOME | 0- 2 | 0- 0 | 2- 0 | | | | |
| 0- 8 | 0- 2 | 0- 2 | AWAY | 0- 3 | 0- 0 | 0- 1 | | | | |
| 0- 0 | 0- 0 | 0- 0 | NEUTRAL | 0- 0 | 0- 0 | 0- 0 | | | | |

| RPI 1-25 | | | | RPI 26-50 | | | | RPI 51-100 | | | | RPI 101+ Team's RPI: 208 | | | |
|---------------------------|---|--------------|-------|-----------|---|-------------------|-------|------------|---|--------------|-------|--------------------------|---|-----------------|-------|
| RPI | S | Opponent | Score | RPI | S | Opponent | Score | RPI | S | Opponent | Score | RPI | S | Opponent | Score |
| 21 | A | Maryland | 59 84 | 39 | A | Michigan St. | 47 71 | 51 | A | Ohio | 68 80 | 106 | H | FGCU | 82 73 |
| 21 | H | Maryland | 49 94 | 40 | H | Michigan | 70 86 | 63 | A | South Dakota | 68 77 | 139 | H | Wright St. | 76 72 |
| 25 | A | Ohio St. | 64 88 | 41 | A | Central Mich. | 51 82 | 71 | A | Northwestern | 53 66 | 155 | H | Memphis | 54 64 |
| | | | | 44 | H | Indiana | 60 74 | 72 | H | Wake Forest | 70 79 | 187 | H | Nebraska | 79 59 |
| | | | | 48 | A | George Washington | 56 72 | 78 | A | Minnesota | 50 78 | 211 | A | Wisconsin | 55 59 |
| | | | | 50 | A | Iowa | 58 78 | 79 | A | Penn St. | 66 82 | 212 | H | Rutgers | 78 41 |
| | | | | 50 | H | Iowa | 70 65 | 79 | H | Penn St. | 62 80 | 261 | H | Marshall | 53 55 |
| | | | | | | | | 83 | H | Purdue | 64 72 | 262 | H | Ark.-Pine Bluff | 70 58 |
| | | | | | | | | 89 | H | Mercer | 33 51 | 317 | H | Fort Wayne | 56 33 |
| | | | | | | | | | | | | 321 | H | USC Upstate | 77 57 |
| LAST 12 Division I GAMES: | | | | | | | | | | | | | | | |
| 44 | H | Indiana | 60 74 | 40 | H | Michigan | 70 86 | | | | | | | | |
| 211 | A | Wisconsin | 55 59 | 79 | A | Penn St. | 66 82 | | | | | | | | |
| 71 | A | Northwestern | 53 66 | 21 | H | Maryland | 49 94 | | | | | | | | |
| 79 | H | Penn St. | 62 80 | 25 | A | Ohio St. | 64 88 | | | | | | | | |
| 21 | A | Maryland | 59 84 | 78 | A | Minnesota | 50 78 | | | | | | | | |
| 83 | H | Purdue | 64 72 | 187 | H | Nebraska | 79 59 | | | | | | | | |

Non-Div I Games:

Illinois

Loss, Non-Conf, S Site, H Home A Away N Neutral

| | | | | | | | | | | |
|-------------------|----------|-----------|----------------|------------|-------------|---------------|------|------|-------|-----------|
| Average RPI Win: | 274 | WON-LOST | WINNING | LAST 10 | STRENGTH OF | OPP. STRENGTH | TEAM | ADJ. | CONF. | ADJ CONF. |
| Average RPI Loss: | 143 | RECORD | PCT. RANK | GAMES | SCHEDULE | OF SCHEDULE | RPI | RPI | RPI | RPI |
| DIV. I ONLY | 7- 20 | 299 | 3- 7 | 221 | 170 | 309 | 309 | 16 | 16 | |
| DIV. I NON-CONF. | 3- 8 | 262 | 0- 0 | 242 | 186 | 301 | 301 | 14 | 14 | |
| TOTALS | RPI 1-25 | RPI 26-50 | W-L RECORDS | RPI 51-100 | RPI 101-150 | RPI 150+ | | | | |
| 7- 20 | 0- 0 | 0- 3 | OVERALL | 0- 4 | 0- 1 | 7- 12 | | | | |
| 6- 9 | 0- 0 | 0- 1 | HOME | 0- 1 | 0- 1 | 6- 6 | | | | |
| 1- 11 | 0- 0 | 0- 2 | AWAY | 0- 3 | 0- 0 | 1- 6 | | | | |
| 0- 0 | 0- 0 | 0- 0 | NEUTRAL | 0- 0 | 0- 0 | 0- 0 | | | | |
| 3- 8 | 0- 0 | 0- 1 | NON-CONFERENCE | 0- 2 | 0- 1 | 3- 4 | | | | |
| 2- 4 | 0- 0 | 0- 0 | HOME | 0- 0 | 0- 1 | 2- 3 | | | | |
| 1- 4 | 0- 0 | 0- 1 | AWAY | 0- 2 | 0- 0 | 1- 1 | | | | |
| 0- 0 | 0- 0 | 0- 0 | NEUTRAL | 0- 0 | 0- 0 | 0- 0 | | | | |
| 4- 12 | 0- 0 | 0- 2 | CONFERENCE | 0- 2 | 0- 0 | 4- 8 | | | | |
| 4- 5 | 0- 0 | 0- 1 | HOME | 0- 1 | 0- 0 | 4- 3 | | | | |
| 0- 7 | 0- 0 | 0- 1 | AWAY | 0- 1 | 0- 0 | 0- 5 | | | | |
| 0- 0 | 0- 0 | 0- 0 | NEUTRAL | 0- 0 | 0- 0 | 0- 0 | | | | |

| RPI S | Opponent | Score | RPI S | Opponent | Score | RPI S | Opponent | Score | RPI S | Opponent | Score | Team's RPI: 309 |
|---------------------------|------------------|--------|-------|-----------------|--------|-------|------------------|-------|-------|----------|-------|-----------------|
| 28 | A Arizona St. | 40 76 | 57 | A UNI | 51 82 | 132 | H Yale | 45 59 | | | | |
| 29 | A Drake | 49 101 | 57 | H UNI | 40 78 | 156 | A Missouri St. | 60 65 | | | | |
| 29 | H Drake | 36 87 | 73 | A Western Ill. | 50 80 | 156 | H Missouri St. | 44 77 | | | | |
| | | | 82 | A Northern Ill. | 66 108 | 158 | H Milwaukee | 60 68 | | | | |
| | | | | | | 184 | A Southern Ill. | 48 57 | | | | |
| | | | | | | 184 | H Southern Ill. | 56 63 | | | | |
| | | | | | | 190 | H George Mason | 46 72 | | | | |
| | | | | | | 199 | A Wichita St. | 45 67 | | | | |
| | | | | | | 199 | H Wichita St. | 54 50 | | | | |
| | | | | | | 202 | A SIUE | 80 92 | | | | |
| | | | | | | 210 | A Indiana St. | 49 63 | | | | |
| | | | | | | 210 | H Indiana St. | 47 65 | | | | |
| | | | | | | 211 | H Wisconsin | 46 64 | | | | |
| | | | | | | 228 | H Bradley | 71 63 | | | | |
| | | | | | | 255 | H Evansville | 71 58 | | | | |
| | | | | | | 292 | H Eastern Ill. | 60 49 | | | | |
| | | | | | | 301 | H Valparaiso | 77 56 | | | | |
| | | | | | | 319 | A Loyola Chicago | 61 64 | | | | |
| | | | | | | 319 | H Loyola Chicago | 63 51 | | | | |
| | | | | | | 323 | A Ill.-Chicago | 59 52 | | | | |
| LAST 12 Division I GAMES: | | | | | | | | | | | | |
| 184 | A Southern Ill. | 48 57 | 210 | H Indiana St. | 47 65 | | | | | | | |
| 156 | H Missouri St. | 44 77 | 184 | H Southern Ill. | 56 63 | | | | | | | |
| 199 | H Wichita St. | 54 50 | 255 | H Evansville | 71 58 | | | | | | | |
| 57 | A UNI | 51 82 | 199 | A Wichita St. | 45 67 | | | | | | | |
| 29 | A Drake | 49 101 | 156 | A Missouri St. | 60 65 | | | | | | | |
| 319 | H Loyola Chicago | 63 51 | 29 | H Drake | 36 87 | | | | | | | |

Non-Div I Games:

Illinois St.

Loss, Non-Conf, S Site, H Home A Away N Neutral

| | | | | | | | | | | |
|-------------------|----------|-----------|----------------|------------|-------------|---------------|------|------|-------|-----------|
| Average RPI Win: | 318 | WON-LOST | WINNING | LAST 10 | STRENGTH OF | OPP. STRENGTH | TEAM | ADJ. | CONF. | ADJ CONF. |
| Average RPI Loss: | 207 | RECORD | PCT. RANK | GAMES | SCHEDULE | OF SCHEDULE | RPI | RPI | RPI | RPI |
| DIV. I ONLY | 7- 18 | 289 | 5- 5 | 339 | 295 | 331 | 331 | 27 | 27 | |
| DIV. I NON-CONF. | 0- 9 | 335 | 0- 0 | 321 | 271 | 349 | 349 | 27 | 27 | |
| TOTALS | RPI 1-25 | RPI 26-50 | W-L RECORDS | RPI 51-100 | RPI 101-150 | RPI 150+ | | | | |
| 7- 18 | 0- 0 | 0- 0 | OVERALL | 0- 1 | 0- 4 | 7- 13 | | | | |
| 5- 6 | 0- 0 | 0- 0 | HOME | 0- 1 | 0- 1 | 5- 4 | | | | |
| 2- 10 | 0- 0 | 0- 0 | AWAY | 0- 0 | 0- 0 | 2- 0 | | | | |
| 0- 2 | 0- 0 | 0- 0 | NEUTRAL | 0- 0 | 0- 0 | 0- 2 | | | | |
| 0- 9 | 0- 0 | 0- 0 | NON-CONFERENCE | 0- 0 | 0- 1 | 0- 8 | | | | |
| 0- 2 | 0- 0 | 0- 0 | HOME | 0- 0 | 0- 0 | 0- 2 | | | | |
| 0- 5 | 0- 0 | 0- 0 | AWAY | 0- 0 | 0- 1 | 0- 4 | | | | |
| 0- 2 | 0- 0 | 0- 0 | NEUTRAL | 0- 0 | 0- 0 | 0- 2 | | | | |
| 7- 9 | 0- 0 | 0- 0 | CONFERENCE | 0- 1 | 0- 3 | 7- 5 | | | | |
| 5- 4 | 0- 0 | 0- 0 | HOME | 0- 1 | 0- 1 | 5- 2 | | | | |
| 2- 5 | 0- 0 | 0- 0 | AWAY | 0- 0 | 0- 2 | 2- 3 | | | | |
| 0- 0 | 0- 0 | 0- 0 | NEUTRAL | 0- 0 | 0- 0 | 0- 0 | | | | |

| RPI 1-25 | | | | RPI 26-50 | | | | RPI 51-100 | | | | RPI 101+ Team's RPI: 331 | | | |
|---------------------------|---|----------|-------|-----------|---|--------------------|-------|------------|---|----------|-------|--------------------------|---|--------------------|-------|
| RPI | S | Opponent | Score | RPI | S | Opponent | Score | RPI | S | Opponent | Score | RPI | S | Opponent | Score |
| | | | | | | | | 97 | H | SFA | 75 94 | 101 | H | Abilene Christian | 66 75 |
| | | | | | | | | | | | | 107 | A | Central Ark. | 50 63 |
| | | | | | | | | | | | | 135 | A | Lamar University | 54 83 |
| | | | | | | | | | | | | 144 | A | TCU | 40 88 |
| | | | | | | | | | | | | 152 | A | Texas St. | 50 67 |
| | | | | | | | | | | | | 168 | H | Rice | 43 60 |
| | | | | | | | | | | | | 183 | A | North Texas | 61 84 |
| | | | | | | | | | | | | 199 | A | Wichita St. | 63 73 |
| | | | | | | | | | | | | 200 | N | Utah St. | 46 79 |
| | | | | | | | | | | | | 214 | A | New Orleans | 58 84 |
| | | | | | | | | | | | | 214 | H | New Orleans | 67 71 |
| | | | | | | | | | | | | 264 | N | Murray St. | 68 72 |
| | | | | | | | | | | | | 286 | H | Eastern Mich. | 47 66 |
| | | | | | | | | | | | | 288 | H | A&M-Corpus Christi | 63 56 |
| | | | | | | | | | | | | 289 | A | McNeese | 61 78 |
| | | | | | | | | | | | | 306 | A | Nicholls St. | 78 52 |
| | | | | | | | | | | | | 306 | H | Nicholls St. | 69 63 |
| | | | | | | | | | | | | 307 | H | Northwestern St. | 74 76 |
| | | | | | | | | | | | | 327 | A | Southeastern La. | 85 76 |
| | | | | | | | | | | | | 327 | H | Southeastern La. | 96 56 |
| | | | | | | | | | | | | 328 | A | Montana | 56 61 |
| | | | | | | | | | | | | 336 | A | Houston Baptist | 51 68 |
| | | | | | | | | | | | | 336 | H | Houston Baptist | 69 54 |
| | | | | | | | | | | | | 338 | H | Sam Houston St. | 82 55 |
| LAST 12 Division I GAMES: | | | | | | | | | | | | | | | |
| | | | | 306 | H | Nicholls St. | 69 63 | | | | | 107 | A | Central Ark. | 50 63 |
| | | | | 338 | H | Sam Houston St. | 82 55 | | | | | 101 | H | Abilene Christian | 66 75 |
| | | | | 288 | H | A&M-Corpus Christi | 63 56 | | | | | 97 | H | SFA | 75 94 |
| | | | | 289 | A | McNeese | 61 78 | | | | | 327 | H | Southeastern La. | 96 56 |
| | | | | 214 | A | New Orleans | 58 84 | | | | | 336 | A | Houston Baptist | 51 68 |
| | | | | 336 | H | Houston Baptist | 69 54 | | | | | 135 | A | Lamar University | 54 83 |

Non-Div I Games: LSU-Alexandria 106 79 Tex. A&M-Kingsville 79 66

Indiana

Through Games Of Feb. 25, 2017

| | | | | | | | | | | |
|-------------------|----------|-----------|----------------|------------|-------------|---------------|------|------|-------|-----------|
| Average RPI Win: | 155 | WON-LOST | WINNING | LAST 10 | STRENGTH OF | OPP. STRENGTH | TEAM | ADJ. | CONF. | ADJ CONF. |
| Average RPI Loss: | 57 | RECORD | PCT. RANK | GAMES | SCHEDULE | OF SCHEDULE | RPI | RPI | RPI | RPI |
| DIV. I ONLY | 20- 9 | 76 | 7- 3 | 77 | 70 | 44 | 44 | 6 | 6 | |
| DIV. I NON-CONF. | 10- 3 | 54 | 0- 0 | 213 | 76 | 66 | 66 | 6 | 6 | |
| TOTALS | RPI 1-25 | RPI 26-50 | W-L RECORDS | RPI 51-100 | RPI 101-150 | RPI 150+ | | | | |
| 20- 9 | 0- 2 | 2- 5 | OVERALL | 8- 1 | 1- 0 | 9- 1 | | | | |
| 12- 2 | 0- 2 | 2- 0 | HOME | 5- 0 | 1- 0 | 4- 0 | | | | |
| 6- 7 | 0- 0 | 0- 5 | AWAY | 2- 1 | 0- 0 | 4- 1 | | | | |
| 2- 0 | 0- 0 | 0- 0 | NEUTRAL | 1- 0 | 0- 0 | 1- 0 | | | | |
| 10- 3 | 0- 0 | 0- 3 | NON-CONFERENCE | 3- 0 | 1- 0 | 6- 0 | | | | |
| 6- 0 | 0- 0 | 0- 0 | HOME | 1- 0 | 1- 0 | 4- 0 | | | | |
| 2- 3 | 0- 0 | 0- 3 | AWAY | 1- 0 | 0- 0 | 1- 0 | | | | |
| 2- 0 | 0- 0 | 0- 0 | NEUTRAL | 1- 0 | 0- 0 | 1- 0 | | | | |
| 10- 6 | 0- 2 | 2- 2 | CONFERENCE | 5- 1 | 0- 0 | 3- 1 | | | | |
| 6- 2 | 0- 2 | 2- 0 | HOME | 4- 0 | 0- 0 | 0- 0 | | | | |
| 4- 4 | 0- 0 | 0- 2 | AWAY | 1- 1 | 0- 0 | 3- 1 | | | | |
| 0- 0 | 0- 0 | 0- 0 | NEUTRAL | 0- 0 | 0- 0 | 0- 0 | | | | |

| RPI 1-25 | | | | RPI 26-50 | | | | Team's RPI: 44 | | | | RPI 51-100 | | | | RPI 101+ | | | |
|---------------------------|---|--------------|-------|-----------|---|--------------------|-------|----------------|---|--------------|--------|------------|---|--------------|--------|----------|---|----------|-------|
| RPI | S | Opponent | Score | RPI | S | Opponent | Score | RPI | S | Opponent | Score | RPI | S | Opponent | Score | RPI | S | Opponent | Score |
| 21 | H | Maryland | 56 92 | 38 | A | North Carolina St. | 70 84 | 71 | A | Northwestern | 67 80 | 145 | H | Oakland | 84 59 | | | | |
| 25 | H | Ohio St. | 82 92 | 39 | A | Michigan St. | 60 69 | 71 | H | Northwestern | 66 38 | 183 | A | North Texas | 94 64 | | | | |
| | | | | 40 | A | Michigan | 74 78 | 78 | H | Minnesota | 78 62 | 187 | A | Nebraska | 64 67 | | | | |
| | | | | 40 | H | Michigan | 72 61 | 79 | A | Penn St. | 89 70 | 208 | A | Illinois | 74 60 | | | | |
| | | | | 42 | A | Auburn | 67 71 | 79 | H | Penn St. | 72 66 | 211 | A | Wisconsin | 78 54 | | | | |
| | | | | 46 | A | Western Ky. | 74 85 | 80 | N | Florida | 102 88 | 212 | A | Rutgers | 63 52 | | | | |
| | | | | 50 | H | Iowa | 80 77 | 83 | H | Purdue | 74 60 | 229 | H | Presbyterian | 71 37 | | | | |
| | | | | | | | | 84 | A | Chattanooga | 79 76 | 248 | N | Stony Brook | 74 60 | | | | |
| | | | | | | | | 90 | H | Vanderbilt | 94 61 | 285 | H | Northern Ky. | 100 49 | | | | |
| | | | | | | | | | | | | 301 | H | Valparaiso | 87 58 | | | | |
| | | | | | | | | | | | | 343 | H | UMass Lowell | 79 45 | | | | |
| LAST 12 Division I GAMES: | | | | | | | | | | | | | | | | | | | |
| 208 | A | Illinois | 74 60 | 21 | H | Maryland | 56 92 | 39 | A | Michigan St. | 60 69 | 211 | A | Wisconsin | 78 54 | | | | |
| 50 | H | Iowa | 80 77 | 71 | H | Northwestern | 66 38 | 83 | H | Purdue | 74 60 | 71 | A | Northwestern | 67 80 | | | | |
| 187 | A | Nebraska | 64 67 | 78 | H | Minnesota | 78 62 | | | | | | | | | | | | |
| 40 | H | Michigan | 72 61 | | | | | | | | | | | | | | | | |
| 71 | H | Northwestern | 66 38 | | | | | | | | | | | | | | | | |
| 212 | A | Rutgers | 63 52 | | | | | | | | | | | | | | | | |

Non-Div I Games:

Indiana

■ Loss,
 ■ Non-Conf, S Site,
 ■ Home
 ■ Away
 N Neutral

| | | | | | | | | | | |
|-------------------|----------|-----------|----------------|------------|-------------|---------------|------|------|-------|-----------|
| Average RPI Win: | 241 | WON-LOST | WINNING | LAST 10 | STRENGTH OF | OPP. STRENGTH | TEAM | ADJ. | CONF. | ADJ CONF. |
| Average RPI Loss: | 143 | RECORD | PCT. RANK | GAMES | SCHEDULE | OF SCHEDULE | RPI | RPI | RPI | RPI |
| DIV. I ONLY | 12- 14 | 200 | 2- 8 | 294 | 132 | 210 | 210 | 16 | 16 | |
| DIV. I NON-CONF. | 6- 5 | 148 | 0- 0 | 303 | 120 | 173 | 173 | 14 | 14 | |
| TOTALS | RPI 1-25 | RPI 26-50 | W-L RECORDS | RPI 51-100 | RPI 101-150 | RPI 150+ | | | | |
| 12- 14 | 0- 1 | 0- 2 | OVERALL | 0- 3 | 2- 0 | 10- 8 | | | | |
| 5- 5 | 0- 0 | 0- 1 | HOME | 0- 2 | 0- 0 | 5- 2 | | | | |
| 7- 9 | 0- 1 | 0- 1 | AWAY | 0- 1 | 2- 0 | 5- 6 | | | | |
| 0- 0 | 0- 0 | 0- 0 | NEUTRAL | 0- 0 | 0- 0 | 0- 0 | | | | |
| 6- 5 | 0- 1 | 0- 0 | NON-CONFERENCE | 0- 1 | 2- 0 | 4- 3 | | | | |
| 2- 1 | 0- 0 | 0- 0 | HOME | 0- 1 | 0- 0 | 2- 0 | | | | |
| 4- 4 | 0- 1 | 0- 0 | AWAY | 0- 0 | 2- 0 | 2- 3 | | | | |
| 0- 0 | 0- 0 | 0- 0 | NEUTRAL | 0- 0 | 0- 0 | 0- 0 | | | | |
| 6- 9 | 0- 0 | 0- 2 | CONFERENCE | 0- 2 | 0- 0 | 6- 5 | | | | |
| 3- 4 | 0- 0 | 0- 1 | HOME | 0- 1 | 0- 0 | 3- 2 | | | | |
| 3- 5 | 0- 0 | 0- 1 | AWAY | 0- 1 | 0- 0 | 3- 3 | | | | |
| 0- 0 | 0- 0 | 0- 0 | NEUTRAL | 0- 0 | 0- 0 | 0- 0 | | | | |

| RPI 1-25 | | | | RPI 26-50 | | | | RPI 51-100 | | | | RPI 101+ | | | | Team's RPI: 210 | |
|---------------------------|---|----------------|-------|-----------|---|----------------|-------|------------|---|----------|-------|----------|---|----------------|-------|-----------------|--|
| RPI | S | Opponent | Score | RPI | S | Opponent | Score | RPI | S | Opponent | Score | RPI | S | Opponent | Score | | |
| 22 | A | Missouri | 48 77 | 29 | A | Drake | 62 76 | 57 | A | UNI | 47 59 | 103 | A | Saint Louis | 70 67 | | |
| | | | | 29 | H | Drake | 45 64 | 57 | H | UNI | 59 61 | 143 | A | Cincinnati | 63 55 | | |
| | | | | | | | | 62 | H | IUPUI | 35 45 | 156 | A | Missouri St. | 63 73 | | |
| | | | | | | | | | | | | 156 | H | Missouri St. | 46 49 | | |
| | | | | | | | | | | | | 157 | A | Omaha | 45 72 | | |
| | | | | | | | | | | | | 164 | H | Tulsa | 72 68 | | |
| | | | | | | | | | | | | 184 | A | Southern Ill. | 68 53 | | |
| | | | | | | | | | | | | 199 | H | Wichita St. | 42 56 | | |
| | | | | | | | | | | | | 228 | A | Bradley | 41 54 | | |
| | | | | | | | | | | | | 228 | H | Bradley | 58 51 | | |
| | | | | | | | | | | | | 232 | A | Miami (OH) | 62 54 | | |
| | | | | | | | | | | | | 255 | A | Evansville | 41 57 | | |
| | | | | | | | | | | | | 263 | A | Butler | 48 66 | | |
| | | | | | | | | | | | | 285 | H | Northern Ky. | 58 38 | | |
| | | | | | | | | | | | | 292 | A | Eastern Ill. | 88 61 | | |
| | | | | | | | | | | | | 309 | A | Illinois St. | 65 47 | | |
| | | | | | | | | | | | | 309 | H | Illinois St. | 63 49 | | |
| | | | | | | | | | | | | 319 | A | Loyola Chicago | 48 38 | | |
| | | | | | | | | | | | | 319 | H | Loyola Chicago | 53 32 | | |
| | | | | | | | | | | | | 335 | A | Fla. Atlantic | 67 70 | | |
| LAST 12 Division I GAMES: | | | | | | | | | | | | | | | | | |
| 156 | A | Missouri St. | 63 73 | 156 | H | Missouri St. | 46 49 | | | | | | | | | | |
| 57 | H | UNI | 59 61 | 199 | H | Wichita St. | 42 56 | | | | | | | | | | |
| 29 | H | Drake | 45 64 | 29 | A | Drake | 62 76 | | | | | | | | | | |
| 319 | H | Loyola Chicago | 53 32 | 57 | A | UNI | 47 59 | | | | | | | | | | |
| 228 | A | Bradley | 41 54 | 319 | A | Loyola Chicago | 48 38 | | | | | | | | | | |
| 309 | A | Illinois St. | 65 47 | 309 | H | Illinois St. | 63 49 | | | | | | | | | | |

Non-Div I Games:

Indiana St.

■ Loss,
■ Non-Conf,
■ S Site,
■ H Home
■ A Away
N Neutral

| | | | | | | | | | |
|------------------------------|----------|-----------|----------------|-------------|---------------|----------|------|-------|-----------|
| Average RPI Win: 222 | WON-LOST | WINNING | LAST 10 | STRENGTH OF | OPP. STRENGTH | TEAM | ADJ. | CONF. | ADJ CONF. |
| Average RPI Loss: 145 | RECORD | PCT. RANK | GAMES | SCHEDULE | OF SCHEDULE | RPI | RPI | RPI | RPI |
| DIV. I ONLY | 17- 11 | 114 | 7- 3 | 207 | 217 | 151 | 151 | 18 | 18 |
| DIV. I NON-CONF. | 5- 4 | 143 | 0- 0 | 130 | 209 | 136 | 136 | 17 | 17 |
| TOTALS | RPI 1-25 | RPI 26-50 | W-L RECORDS | RPI 51-100 | RPI 101-150 | RPI 150+ | | | |
| 17- 11 | 0- 0 | 1- 1 | OVERALL | 0- 1 | 3- 4 | 13- 5 | | | |
| 11- 4 | 0- 0 | 1- 0 | HOME | 0- 0 | 2- 2 | 8- 2 | | | |
| 6- 7 | 0- 0 | 0- 1 | AWAY | 0- 1 | 1- 2 | 5- 3 | | | |
| 0- 0 | 0- 0 | 0- 0 | NEUTRAL | 0- 0 | 0- 0 | 0- 0 | | | |
| 5- 4 | 0- 0 | 0- 0 | NON-CONFERENCE | 0- 1 | 3- 2 | 2- 1 | | | |
| 4- 1 | 0- 0 | 0- 0 | HOME | 0- 0 | 2- 1 | 2- 0 | | | |
| 1- 3 | 0- 0 | 0- 0 | AWAY | 0- 1 | 1- 1 | 0- 1 | | | |
| 0- 0 | 0- 0 | 0- 0 | NEUTRAL | 0- 0 | 0- 0 | 0- 0 | | | |
| 12- 7 | 0- 0 | 1- 1 | CONFERENCE | 0- 0 | 0- 2 | 11- 4 | | | |
| 7- 3 | 0- 0 | 1- 0 | HOME | 0- 0 | 0- 1 | 6- 2 | | | |
| 5- 4 | 0- 0 | 0- 1 | AWAY | 0- 0 | 0- 1 | 5- 2 | | | |
| 0- 0 | 0- 0 | 0- 0 | NEUTRAL | 0- 0 | 0- 0 | 0- 0 | | | |

| RPI S | Opponent | Score | RPI S | Opponent | Score | RPI S | Opponent | Score | RPI S | Opponent | Score | Team's RPI: 151 |
|---------------------------|-----------------|-------|-------|--------------|-------|-------|------------|-------|-------|------------------------|-------|-----------------|
| 43 | A Quinnipiac | 45 53 | 43 | H Quinnipiac | 58 44 | 79 | A Penn St. | 67 80 | 109 | H Saint Joseph's | 58 57 | |
| | | | | | | | | | 113 | H Fordham | 55 46 | |
| | | | | | | | | | 114 | A Rider | 65 85 | |
| | | | | | | | | | 114 | H Rider | 36 52 | |
| | | | | | | | | | 129 | A Navy | 68 73 | |
| | | | | | | | | | 136 | H Duquesne | 58 61 | |
| | | | | | | | | | 138 | A VCU | 59 57 | |
| | | | | | | | | | 176 | H Siena | 46 58 | |
| | | | | | | | | | 181 | A Fairfield | 59 68 | |
| | | | | | | | | | 181 | H Fairfield | 65 55 | |
| | | | | | | | | | 183 | A North Texas | 55 66 | |
| | | | | | | | | | 217 | A Monmouth | 65 75 | |
| | | | | | | | | | 217 | H Monmouth | 60 54 | |
| | | | | | | | | | 218 | A Marist | 48 37 | |
| | | | | | | | | | 218 | H Marist | 62 68 | |
| | | | | | | | | | 240 | A Niagara | 65 55 | |
| | | | | | | | | | 240 | H Niagara | 68 61 | |
| | | | | | | | | | 248 | H Stony Brook | 57 46 | |
| | | | | | | | | | 258 | A Canisius | 58 45 | |
| | | | | | | | | | 258 | H Canisius | 55 52 | |
| | | | | | | | | | 269 | A Manhattan | 76 62 | |
| | | | | | | | | | 269 | H Manhattan | 70 53 | |
| | | | | | | | | | 325 | A Saint Peter's | 66 58 | |
| | | | | | | | | | 325 | H Saint Peter's | 51 50 | |
| | | | | | | | | | 326 | H St. Francis Brooklyn | 62 46 | |
| LAST 12 Division I GAMES: | | | | | | | | | | | | |
| 325 | H Saint Peter's | 51 50 | 240 | A Niagara | 65 55 | | | | | | | |
| 181 | H Fairfield | 65 55 | 43 | H Quinnipiac | 58 44 | | | | | | | |
| 43 | A Quinnipiac | 45 53 | 218 | A Marist | 48 37 | | | | | | | |
| 217 | A Monmouth | 65 75 | 217 | H Monmouth | 60 54 | | | | | | | |
| 114 | H Rider | 36 52 | 269 | A Manhattan | 76 62 | | | | | | | |
| 258 | A Canisius | 58 45 | 218 | H Marist | 62 68 | | | | | | | |

Non-Div I Games:

Iona

■ Loss,
 ■ Non-Conf,
 S Site,
 ■ Home
 ■ Away
 N Neutral

| | | | | | | | | | | |
|-------------------|----------|-----------|----------------|------------|-------------|---------------|------|------|-------|-----------|
| Average RPI Win: | 139 | WON-LOST | WINNING | LAST 10 | STRENGTH OF | OPP. STRENGTH | TEAM | ADJ. | CONF. | ADJ CONF. |
| Average RPI Loss: | 50 | RECORD | PCT. RANK | GAMES | SCHEDULE | OF SCHEDULE | RPI | RPI | RPI | RPI |
| DIV. I ONLY | 16- 12 | 131 | 5- 5 | 18 | 69 | 50 | 50 | 6 | 6 | |
| DIV. I NON-CONF. | 9- 4 | 85 | 0- 0 | 4 | 81 | 27 | 27 | 6 | 6 | |
| TOTALS | RPI 1-25 | RPI 26-50 | W-L RECORDS | RPI 51-100 | RPI 101-150 | RPI 150+ | | | | |
| 16- 12 | 0- 5 | 2- 4 | OVERALL | 4- 2 | 2- 0 | 8- 1 | | | | |
| 13- 3 | 0- 2 | 1- 1 | HOME | 4- 0 | 1- 0 | 7- 0 | | | | |
| 2- 8 | 0- 2 | 0- 3 | AWAY | 0- 2 | 1- 0 | 1- 1 | | | | |
| 1- 1 | 0- 1 | 1- 0 | NEUTRAL | 0- 0 | 0- 0 | 0- 0 | | | | |
| 9- 4 | 0- 2 | 1- 2 | NON-CONFERENCE | 2- 0 | 2- 0 | 4- 0 | | | | |
| 7- 2 | 0- 1 | 0- 1 | HOME | 2- 0 | 1- 0 | 4- 0 | | | | |
| 1- 1 | 0- 0 | 0- 1 | AWAY | 0- 0 | 1- 0 | 0- 0 | | | | |
| 1- 1 | 0- 1 | 1- 0 | NEUTRAL | 0- 0 | 0- 0 | 0- 0 | | | | |
| 7- 8 | 0- 3 | 1- 2 | CONFERENCE | 2- 2 | 0- 0 | 4- 1 | | | | |
| 6- 1 | 0- 1 | 1- 0 | HOME | 2- 0 | 0- 0 | 3- 0 | | | | |
| 1- 7 | 0- 2 | 0- 2 | AWAY | 0- 2 | 0- 0 | 1- 1 | | | | |
| 0- 0 | 0- 0 | 0- 0 | NEUTRAL | 0- 0 | 0- 0 | 0- 0 | | | | |

| RPI 1-25 | | | | RPI 26-50 | | | | Team's RPI: 50 | RPI 51-100 | | | | RPI 101+ | | | |
|---------------------------|---|------------|--------|-----------|---|------------------|-------|----------------|------------|---|--------------|--------|----------|---|---------------|-------|
| RPI | S | Opponent | Score | RPI | S | Opponent | Score | | RPI | S | Opponent | Score | RPI | S | Opponent | Score |
| 2 | H | Notre Dame | 58 73 | 29 | A | Drake | 76 81 | | 54 | H | Iowa St. | 88 76 | 108 | H | Kent St. | 83 48 |
| 11 | N | UCLA | 65 78 | 32 | N | James Madison | 90 75 | | 57 | H | UNI | 88 39 | 117 | A | North Dakota | 75 60 |
| 21 | A | Maryland | 81 100 | 34 | H | South Dakota St. | 64 66 | | 71 | H | Northwestern | 78 59 | 154 | H | Oral Roberts | 96 76 |
| 21 | H | Maryland | 82 98 | 39 | H | Michigan St. | 87 83 | | 78 | H | Minnesota | 80 65 | 186 | H | Hampton | 84 51 |
| 25 | A | Ohio St. | 81 88 | 40 | A | Michigan | 70 72 | | 79 | A | Penn St. | 58 71 | 187 | H | Nebraska | 75 72 |
| | | | | 44 | A | Indiana | 77 80 | | 83 | A | Purdue | 52 72 | 196 | H | Robert Morris | 81 60 |
| LAST 12 Division I GAMES: | | | | | | | | | | | | | | | | |
| | | | | 44 | A | Indiana | 77 80 | | 212 | H | Rutgers | 71 57 | 208 | A | Illinois | 65 70 |
| | | | | 83 | A | Purdue | 52 72 | | 21 | A | Maryland | 81 100 | 208 | H | Illinois | 78 58 |
| | | | | 71 | H | Northwestern | 78 59 | | 78 | H | Minnesota | 80 65 | 212 | A | Rutgers | 71 59 |
| | | | | 25 | A | Ohio St. | 81 88 | | 212 | A | Rutgers | 71 59 | 212 | H | Rutgers | 71 57 |
| | | | | 39 | H | Michigan St. | 87 83 | | 21 | H | Maryland | 82 98 | 311 | H | Massachusetts | 71 30 |
| | | | | 40 | A | Michigan | 70 72 | | 208 | H | Illinois | 78 58 | | | | |

Non-Div I Games:

Iowa

■ Loss,
■ Non-Conf,
■ S Site,
■ H Home
■ A Away
N Neutral

| | | | | | | | | | | |
|----------------------|------|----------|-----------|----------------|-------------|---------------|------------|-------------|----------|-----------|
| Average RPI Win: 147 | | WON-LOST | WINNING | LAST 10 | STRENGTH OF | OPP. STRENGTH | TEAM | ADJ. | CONF. | ADJ CONF. |
| Average RPI Loss: 40 | | RECORD | PCT. RANK | GAMES | SCHEDULE | OF SCHEDULE | RPI | RPI | RPI | RPI |
| DIV. I ONLY | | 17- 11 | 114 | 7- 3 | 35 | 38 | 54 | 54 | 4 | 4 |
| DIV. I NON-CONF. | | 9- 2 | 37 | 0- 0 | 95 | 232 | 60 | 60 | 3 | 3 |
| TOTALS | | RPI 1-25 | RPI 26-50 | | W-L RECORDS | | RPI 51-100 | RPI 101-150 | RPI 150+ | |
| 17- 11 | 2- 7 | 1- 1 | | OVERALL | | 5- 2 | 1- 1 | 8- 0 | | |
| 14- 4 | 1- 4 | 1- 0 | | HOME | | 4- 0 | 1- 0 | 7- 0 | | |
| 3- 7 | 1- 3 | 0- 1 | | AWAY | | 1- 2 | 0- 1 | 1- 0 | | |
| 0- 0 | 0- 0 | 0- 0 | | NEUTRAL | | 0- 0 | 0- 0 | 0- 0 | | |
| 9- 2 | 0- 1 | 1- 1 | | NON-CONFERENCE | | 2- 0 | 0- 0 | 6- 0 | | |
| 9- 1 | 0- 1 | 1- 0 | | HOME | | 2- 0 | 0- 0 | 6- 0 | | |
| 0- 1 | 0- 0 | 0- 1 | | AWAY | | 0- 0 | 0- 0 | 0- 0 | | |
| 0- 0 | 0- 0 | 0- 0 | | NEUTRAL | | 0- 0 | 0- 0 | 0- 0 | | |
| 8- 9 | 2- 6 | 0- 0 | | CONFERENCE | | 3- 2 | 1- 1 | 2- 0 | | |
| 5- 3 | 1- 3 | 0- 0 | | HOME | | 2- 0 | 1- 0 | 1- 0 | | |
| 3- 6 | 1- 3 | 0- 0 | | AWAY | | 1- 2 | 0- 1 | 1- 0 | | |
| 0- 0 | 0- 0 | 0- 0 | | NEUTRAL | | 0- 0 | 0- 0 | 0- 0 | | |

| RPI | S | Opponent | Score | RPI | S | Opponent | Score | RPI | S | Opponent | Score | RPI | S | Opponent | Score |
|---------------------------|---|-----------------|-------|-----|---|------------|-------|-----|---|---------------|-------|-----|---|------------------|--------|
| 3 | H | Mississippi St. | 81 85 | 29 | H | Drake | 75 67 | 57 | H | UNI | 76 68 | 144 | A | TCU | 75 80 |
| 6 | A | Baylor | 42 68 | 50 | A | Iowa | 76 88 | 59 | A | West Virginia | 80 55 | 144 | H | TCU | 72 69 |
| 6 | H | Baylor | 52 83 | | | | | 59 | H | West Virginia | 68 53 | 170 | A | Kansas | 90 75 |
| 13 | A | Texas | 70 66 | | | | | 65 | A | Oklahoma St. | 59 71 | 170 | H | Kansas | 87 58 |
| 13 | H | Texas | 68 75 | | | | | 82 | H | Northern Ill. | 97 89 | 193 | H | Sacred Heart | 76 56 |
| 15 | A | Oklahoma | 63 78 | | | | | 100 | A | Texas Tech | 66 75 | 214 | H | New Orleans | 100 63 |
| 15 | H | Oklahoma | 57 67 | | | | | 100 | H | Texas Tech | 79 68 | 233 | H | UC Santa Barbara | 77 60 |
| 19 | A | Kansas St. | 68 80 | | | | | | | | | 290 | H | Savannah St. | 74 51 |
| 19 | H | Kansas St. | 75 69 | | | | | | | | | 322 | H | Arkansas St. | 105 53 |
| | | | | | | | | | | | | 348 | H | Delaware St. | 88 57 |
| LAST 12 Division I GAMES: | | | | | | | | | | | | | | | |
| 13 | A | Texas | 70 66 | 6 | H | Baylor | 52 83 | | | | | | | | |
| 170 | A | Kansas | 90 75 | 144 | H | TCU | 72 69 | | | | | | | | |
| 59 | H | West Virginia | 68 53 | 15 | A | Oklahoma | 63 78 | | | | | | | | |
| 100 | H | Texas Tech | 79 68 | 19 | H | Kansas St. | 75 69 | | | | | | | | |
| 19 | A | Kansas St. | 68 80 | 6 | A | Baylor | 42 68 | | | | | | | | |
| 59 | A | West Virginia | 80 55 | 144 | A | TCU | 75 80 | | | | | | | | |

Non-Div I Games:

Iowa St.

■ Loss,
■ Non-Conf, S Site,
■ Home
■ Away
N Neutral

| | | | | | | | | | | | |
|-----------------------|------|----------|-----------|----------------|-------------|------------|---------------|----------|------|-------|-----------|
| Average RPI Win: 302 | | WON-LOST | WINNING | LAST 10 | STRENGTH OF | | OPP. STRENGTH | TEAM | ADJ. | CONF. | ADJ CONF. |
| Average RPI Loss: 251 | | RECORD | PCT. RANK | GAMES | SCHEDULE | | OF SCHEDULE | RPI | RPI | RPI | RPI |
| DIV. I ONLY | | 5- 16 | 309 | 2- 8 | 344 | | 349 | 345 | 345 | 30 | 30 |
| DIV. I NON-CONF. | | 2- 4 | 230 | 0- 0 | 344 | | 348 | 331 | 331 | 30 | 30 |
| TOTALS | | RPI 1-25 | RPI 26-50 | W-L RECORDS | | RPI 51-100 | RPI 101-150 | RPI 150+ | | | |
| 5- 16 | 0- 0 | | 0- 0 | OVERALL | | 0- 0 | 0- 1 | 5- 15 | | | |
| 2- 6 | 0- 0 | | 0- 0 | HOME | | 0- 0 | 0- 0 | 2- 6 | | | |
| 2- 10 | 0- 0 | | 0- 0 | AWAY | | 0- 0 | 0- 0 | 2- 3 | | | |
| 1- 0 | 0- 0 | | 0- 0 | NEUTRAL | | 0- 0 | 0- 0 | 1- 0 | | | |
| 2- 4 | 0- 0 | | 0- 0 | NON-CONFERENCE | | 0- 0 | 0- 1 | 2- 3 | | | |
| 1- 0 | 0- 0 | | 0- 0 | HOME | | 0- 0 | 0- 0 | 1- 0 | | | |
| 0- 4 | 0- 0 | | 0- 0 | AWAY | | 0- 0 | 0- 1 | 0- 3 | | | |
| 1- 0 | 0- 0 | | 0- 0 | NEUTRAL | | 0- 0 | 0- 0 | 1- 0 | | | |
| 3- 12 | 0- 0 | | 0- 0 | CONFERENCE | | 0- 0 | 0- 0 | 3- 12 | | | |
| 1- 6 | 0- 0 | | 0- 0 | HOME | | 0- 0 | 0- 0 | 1- 6 | | | |
| 2- 6 | 0- 0 | | 0- 0 | AWAY | | 0- 0 | 0- 0 | 2- 6 | | | |
| 0- 0 | 0- 0 | | 0- 0 | NEUTRAL | | 0- 0 | 0- 0 | 0- 0 | | | |

| RPI 1-25 | | | | RPI 26-50 | | | | RPI 51-100 | | | | Team's RPI: 345 | | | |
|----------|---|----------|-------|---------------------------|---|------------------|-------|------------|---|------------------|-------|-----------------|---|--------------------|-------|
| RPI | S | Opponent | Score | RPI | S | Opponent | Score | RPI | S | Opponent | Score | RPI | S | Opponent | Score |
| | | | | | | | | | | | | 123 | A | Ole Miss | 41 89 |
| | | | | | | | | | | | | 201 | A | Grambling | 85 90 |
| | | | | | | | | | | | | 201 | H | Grambling | 57 60 |
| | | | | | | | | | | | | 203 | A | Texas Southern | 52 62 |
| | | | | | | | | | | | | 203 | H | Texas Southern | 63 66 |
| | | | | | | | | | | | | 222 | A | Alabama St. | 64 73 |
| | | | | | | | | | | | | 224 | A | Southern U. | 61 80 |
| | | | | | | | | | | | | 224 | H | Southern U. | 56 85 |
| | | | | | | | | | | | | 238 | N | Saint Francis (PA) | 88 84 |
| | | | | | | | | | | | | 262 | H | Ark.-Pine Bluff | 71 78 |
| | | | | | | | | | | | | 278 | A | Prairie View | 63 73 |
| | | | | | | | | | | | | 278 | H | Prairie View | 74 60 |
| | | | | | | | | | | | | 305 | A | Alcorn | 51 74 |
| | | | | | | | | | | | | 305 | H | Alcorn | 53 70 |
| | | | | | | | | | | | | 306 | A | Nicholls St. | 76 83 |
| | | | | | | | | | | | | 307 | A | Northwestern St. | 65 83 |
| | | | | | | | | | | | | 316 | A | Mississippi Val. | 63 60 |
| | | | | | | | | | | | | 316 | H | Mississippi Val. | 57 62 |
| | | | | | | | | | | | | 327 | H | Southeastern La. | 83 66 |
| | | | | | | | | | | | | 335 | A | Fla. Atlantic | 58 67 |
| | | | | | | | | | | | | 349 | A | Alabama A&M | 64 54 |
| | | | | LAST 12 Division I GAMES: | | | | | | | | | | | |
| | | | | 316 | A | Mississippi Val. | 63 60 | 262 | H | Ark.-Pine Bluff | 71 78 | | | | |
| | | | | 201 | H | Grambling | 57 60 | 316 | H | Mississippi Val. | 57 62 | | | | |
| | | | | 203 | H | Texas Southern | 63 66 | 201 | A | Grambling | 85 90 | | | | |
| | | | | 278 | H | Prairie View | 74 60 | 203 | A | Texas Southern | 52 62 | | | | |
| | | | | 224 | A | Southern U. | 61 80 | 278 | A | Prairie View | 63 73 | | | | |
| | | | | 305 | A | Alcorn | 51 74 | 305 | H | Alcorn | 53 70 | | | | |

| | | | | | | | | | | | | | | |
|------------------|---------------|----|----|--------|------|----|----|------|----|----|------|----|----|-------------|
| Non-Div I Games: | Blue Mountain | 86 | 54 | LeMoyn | Owen | 88 | 67 | Lane | 57 | 52 | Fisk | 93 | 54 | Jackson St. |
|------------------|---------------|----|----|--------|------|----|----|------|----|----|------|----|----|-------------|

■ Loss, ■ Non-Conf, S Site, H Home A Away N Neutral

Jacksonville

Through Games Of Feb. 25, 2017

| | | | | | | | | | | |
|-------------------|----------|-----------|----------------|------------|-------------|---------------|------|------|-------|-----------|
| Average RPI Win: | 257 | WON-LOST | WINNING | LAST 10 | STRENGTH OF | OPP. STRENGTH | TEAM | ADJ. | CONF. | ADJ CONF. |
| Average RPI Loss: | 72 | RECORD | PCT. RANK | GAMES | SCHEDULE | OF SCHEDULE | RPI | RPI | RPI | RPI |
| DIV. I ONLY | 19- 7 | 57 | 7- 3 | 216 | 222 | 95 | 95 | 25 | 25 | |
| DIV. I NON-CONF. | 8- 4 | 97 | 0- 0 | 120 | 137 | 73 | 73 | 24 | 24 | |
| TOTALS | RPI 1-25 | RPI 26-50 | W-L RECORDS | RPI 51-100 | RPI 101-150 | RPI 150+ | | | | |
| 19- 7 | 0- 1 | 0- 2 | OVERALL | 1- 2 | 2- 2 | 16- 0 | | | | |
| 10- 1 | 0- 0 | 0- 0 | HOME | 0- 1 | 2- 0 | 8- 0 | | | | |
| 7- 5 | 0- 1 | 0- 2 | AWAY | 0- 1 | 0- 1 | 7- 0 | | | | |
| 2- 1 | 0- 0 | 0- 0 | NEUTRAL | 1- 0 | 0- 1 | 1- 0 | | | | |
| 8- 4 | 0- 1 | 0- 2 | NON-CONFERENCE | 1- 0 | 1- 1 | 6- 0 | | | | |
| 4- 0 | 0- 0 | 0- 0 | HOME | 0- 0 | 1- 0 | 3- 0 | | | | |
| 2- 3 | 0- 1 | 0- 2 | AWAY | 0- 0 | 0- 0 | 2- 0 | | | | |
| 2- 1 | 0- 0 | 0- 0 | NEUTRAL | 1- 0 | 0- 1 | 1- 0 | | | | |
| 11- 3 | 0- 0 | 0- 0 | CONFERENCE | 0- 2 | 1- 1 | 10- 0 | | | | |
| 6- 1 | 0- 0 | 0- 0 | HOME | 0- 1 | 1- 0 | 5- 0 | | | | |
| 5- 2 | 0- 0 | 0- 0 | AWAY | 0- 1 | 0- 1 | 5- 0 | | | | |
| 0- 0 | 0- 0 | 0- 0 | NEUTRAL | 0- 0 | 0- 0 | 0- 0 | | | | |

| RPI 1-25 | | | | RPI 26-50 | | | | RPI 51-100 | | | | Team's RPI: 95 | RPI 101+ | | | |
|---------------------------|---|---------------|-------|-----------|---|--------------|-------|------------|---|----------|-------|----------------|----------|---|-----------------|-------|
| RPI | S | Opponent | Score | RPI | S | Opponent | Score | RPI | S | Opponent | Score | | RPI | S | Opponent | Score |
| 10 | A | Florida St. | 47 90 | 35 | A | South Fla. | 52 64 | 96 | N | UC Davis | 61 54 | | 106 | A | FGCU | 57 60 |
| | | | | 42 | A | Auburn | 41 53 | 99 | A | Stetson | 47 57 | | 106 | H | FGCU | 73 65 |
| | | | | | | | | 99 | H | Stetson | 49 65 | | 111 | N | North Carolina | 57 87 |
| | | | | | | | | | | | | | 115 | H | Troy | 77 70 |
| | | | | | | | | | | | | | 185 | H | Bethune-Cookman | 69 63 |
| | | | | | | | | | | | | | 242 | H | South Ala. | 62 55 |
| | | | | | | | | | | | | | 244 | N | Wofford | 66 60 |
| | | | | | | | | | | | | | 274 | A | Kennesaw St. | 74 62 |
| | | | | | | | | | | | | | 274 | H | Kennesaw St. | 72 48 |
| | | | | | | | | | | | | | 290 | A | Savannah St. | 55 40 |
| | | | | | | | | | | | | | 291 | A | North Florida | 69 59 |
| | | | | | | | | | | | | | 291 | H | North Florida | 68 58 |
| | | | | | | | | | | | | | 296 | A | Lipscomb | 73 67 |
| | | | | | | | | | | | | | 296 | H | Lipscomb | 84 60 |
| | | | | | | | | | | | | | 302 | A | FIU | 71 56 |
| | | | | | | | | | | | | | 306 | H | Nicholls St. | 76 71 |
| | | | | | | | | | | | | | 313 | A | NJIT | 75 56 |
| | | | | | | | | | | | | | 313 | H | NJIT | 75 59 |
| | | | | | | | | | | | | | 321 | A | USC Upstate | 65 47 |
| | | | | | | | | | | | | | 321 | H | USC Upstate | 59 46 |
| LAST 12 Division I GAMES: | | | | | | | | | | | | | | | | |
| 291 | A | North Florida | 69 59 | 106 | H | FGCU | 73 65 | | | | | | | | | |
| 274 | A | Kennesaw St. | 74 62 | 99 | H | Stetson | 49 65 | | | | | | | | | |
| 296 | A | Lipscomb | 73 67 | 106 | A | FGCU | 57 60 | | | | | | | | | |
| 321 | H | USC Upstate | 59 46 | 296 | H | Lipscomb | 84 60 | | | | | | | | | |
| 313 | H | NJIT | 75 59 | 274 | H | Kennesaw St. | 72 48 | | | | | | | | | |
| 99 | A | Stetson | 47 57 | 313 | A | NJIT | 75 56 | | | | | | | | | |

Non-Div I Games: Thomas (GA) 100 43 Johnson & Wales (FI110 31 Fla. Memorial 76 51

Jacksonville

Loss, Non-Conf, S Site, H Home A Away N Neutral

| | | | | | | | | | | |
|-------------------|----------|-----------|----------------|------------|-------------|---------------|------|------|-------|-----------|
| Average RPI Win: | 272 | WON-LOST | WINNING | LAST 10 | STRENGTH OF | OPP. STRENGTH | TEAM | ADJ. | CONF. | ADJ CONF. |
| Average RPI Loss: | 192 | RECORD | PCT. RANK | GAMES | SCHEDULE | OF SCHEDULE | RPI | RPI | RPI | RPI |
| DIV. I ONLY | 12- 15 | 205 | 5- 5 | 293 | 284 | 250 | 250 | 26 | 26 | |
| DIV. I NON-CONF. | 6- 5 | 148 | 0- 0 | 314 | 275 | 208 | 208 | 26 | 26 | |
| TOTALS | RPI 1-25 | RPI 26-50 | W-L RECORDS | RPI 51-100 | RPI 101-150 | RPI 150+ | | | | |
| 12- 15 | 0- 1 | 0- 0 | OVERALL | 0- 2 | 0- 2 | 12- 10 | | | | |
| 7- 5 | 0- 0 | 0- 0 | HOME | 0- 1 | 0- 1 | 7- 3 | | | | |
| 4- 10 | 0- 1 | 0- 0 | AWAY | 0- 1 | 0- 1 | 4- 7 | | | | |
| 1- 0 | 0- 0 | 0- 0 | NEUTRAL | 0- 0 | 0- 0 | 1- 0 | | | | |
| 6- 5 | 0- 1 | 0- 0 | NON-CONFERENCE | 0- 0 | 0- 2 | 6- 2 | | | | |
| 2- 2 | 0- 0 | 0- 0 | HOME | 0- 0 | 0- 1 | 2- 1 | | | | |
| 3- 3 | 0- 1 | 0- 0 | AWAY | 0- 0 | 0- 1 | 3- 1 | | | | |
| 1- 0 | 0- 0 | 0- 0 | NEUTRAL | 0- 0 | 0- 0 | 1- 0 | | | | |
| 6- 10 | 0- 0 | 0- 0 | CONFERENCE | 0- 2 | 0- 0 | 6- 8 | | | | |
| 5- 3 | 0- 0 | 0- 0 | HOME | 0- 1 | 0- 0 | 5- 2 | | | | |
| 1- 7 | 0- 0 | 0- 0 | AWAY | 0- 1 | 0- 0 | 1- 6 | | | | |
| 0- 0 | 0- 0 | 0- 0 | NEUTRAL | 0- 0 | 0- 0 | 0- 0 | | | | |

| RPI 1-25 | | | | RPI 26-50 | | | | RPI 51-100 | | | | RPI 101+ Team's RPI: 250 | | | |
|---------------------------|---|----------------|-------|-----------|---|-------------------|-------|------------|---|----------|-------|--------------------------|---|-------------------|-------|
| RPI | S | Opponent | Score | RPI | S | Opponent | Score | RPI | S | Opponent | Score | RPI | S | Opponent | Score |
| 10 | A | Florida St. | 62 73 | | | | | 60 | A | Belmont | 52 61 | 118 | H | Clemson | 63 69 |
| | | | | | | | | 60 | H | Belmont | 53 54 | 123 | A | Ole Miss | 50 68 |
| | | | | | | | | | | | | 169 | A | Morehead St. | 82 85 |
| | | | | | | | | | | | | 169 | H | Morehead St. | 69 68 |
| | | | | | | | | | | | | 202 | A | SIUE | 62 69 |
| | | | | | | | | | | | | 214 | H | New Orleans | 79 81 |
| | | | | | | | | | | | | 219 | H | Ga. Southern | 67 55 |
| | | | | | | | | | | | | 234 | A | UT Martin | 83 94 |
| | | | | | | | | | | | | 252 | A | Tennessee St. | 51 64 |
| | | | | | | | | | | | | 252 | H | Tennessee St. | 69 56 |
| | | | | | | | | | | | | 253 | H | Austin Peay | 65 45 |
| | | | | | | | | | | | | 264 | H | Murray St. | 64 71 |
| | | | | | | | | | | | | 273 | H | Southeast Mo. St. | 58 65 |
| | | | | | | | | | | | | 274 | A | Kennesaw St. | 65 59 |
| | | | | | | | | | | | | 275 | A | Tennessee Tech | 54 56 |
| | | | | | | | | | | | | 275 | H | Tennessee Tech | 57 44 |
| | | | | | | | | | | | | 290 | A | Savannah St. | 64 57 |
| | | | | | | | | | | | | 292 | A | Eastern Ill. | 67 71 |
| | | | | | | | | | | | | 293 | A | Eastern Ky. | 54 49 |
| | | | | | | | | | | | | 293 | H | Eastern Ky. | 71 61 |
| | | | | | | | | | | | | 305 | A | Alcorn | 70 66 |
| | | | | | | | | | | | | 306 | H | Nicholls St. | 75 52 |
| | | | | | | | | | | | | 330 | N | Florida A&M | 66 54 |
| | | | | | | | | | | | | 335 | A | Fla. Atlantic | 55 63 |
| LAST 12 Division I GAMES: | | | | | | | | | | | | | | | |
| 169 | A | Morehead St. | 82 85 | 273 | H | Southeast Mo. St. | 58 65 | | | | | | | | |
| 293 | H | Eastern Ky. | 71 61 | 169 | H | Morehead St. | 69 68 | | | | | | | | |
| 275 | H | Tennessee Tech | 57 44 | 293 | A | Eastern Ky. | 54 49 | | | | | | | | |
| 252 | H | Tennessee St. | 69 56 | 252 | A | Tennessee St. | 51 64 | | | | | | | | |
| 60 | A | Belmont | 52 61 | 60 | H | Belmont | 53 54 | | | | | | | | |
| 202 | A | SIUE | 62 69 | 275 | A | Tennessee Tech | 54 56 | | | | | | | | |

Non-Div I Games: Brewton Parker 89 26

Jacksonville St.

■ Loss,
 ■ Non-Conf,
 ■ S Site,
 ■ Home
 ■ A Away
 N Neutral

| | | | | | | | | | | |
|-------------------|----------|-----------|----------------|------------|-------------|---------------|------|------|-------|-----------|
| Average RPI Win: | 154 | WON-LOST | WINNING | LAST 10 | STRENGTH OF | OPP. STRENGTH | TEAM | ADJ. | CONF. | ADJ CONF. |
| Average RPI Loss: | 91 | RECORD | PCT. RANK | GAMES | SCHEDULE | OF SCHEDULE | RPI | RPI | RPI | RPI |
| DIV. I ONLY | 21- 6 | 30 | 9- 1 | 86 | 78 | 32 | 32 | 9 | 9 | |
| DIV. I NON-CONF. | 7- 4 | 114 | 0- 0 | 110 | 20 | 79 | 79 | 8 | 8 | |
| TOTALS | RPI 1-25 | RPI 26-50 | W-L RECORDS | RPI 51-100 | RPI 101-150 | RPI 150+ | | | | |
| 21- 6 | 0- 2 | 2- 1 | OVERALL | 3- 1 | 6- 0 | 10- 2 | | | | |
| 9- 2 | 0- 1 | 1- 0 | HOME | 2- 0 | 2- 0 | 4- 1 | | | | |
| 11- 3 | 0- 1 | 1- 0 | AWAY | 1- 1 | 4- 0 | 5- 1 | | | | |
| 1- 1 | 0- 0 | 0- 1 | NEUTRAL | 0- 0 | 0- 0 | 1- 0 | | | | |
| 7- 4 | 0- 2 | 0- 1 | NON-CONFERENCE | 1- 1 | 1- 0 | 5- 0 | | | | |
| 3- 1 | 0- 1 | 0- 0 | HOME | 1- 0 | 0- 0 | 2- 0 | | | | |
| 3- 2 | 0- 1 | 0- 0 | AWAY | 0- 1 | 1- 0 | 2- 0 | | | | |
| 1- 1 | 0- 0 | 0- 1 | NEUTRAL | 0- 0 | 0- 0 | 1- 0 | | | | |
| 14- 2 | 0- 0 | 2- 0 | CONFERENCE | 2- 0 | 5- 0 | 5- 2 | | | | |
| 6- 1 | 0- 0 | 1- 0 | HOME | 1- 0 | 2- 0 | 2- 1 | | | | |
| 8- 1 | 0- 0 | 1- 0 | AWAY | 1- 0 | 3- 0 | 3- 1 | | | | |
| 0- 0 | 0- 0 | 0- 0 | NEUTRAL | 0- 0 | 0- 0 | 0- 0 | | | | |

| RPI 1-25 | | | | RPI 26-50 | | | | Team's RPI: 32 | RPI 51-100 | | | | RPI 101+ | | | |
|---------------------------|---|--------------------|-------|-----------|---|----------------|-------|----------------|------------|---|-----------------|-------|----------|---|----------------------|-------|
| RPI | S | Opponent | Score | RPI | S | Opponent | Score | | RPI | S | Opponent | Score | RPI | S | Opponent | Score |
| 10 | A | Florida St. | 64 84 | 26 | A | Elon | 76 70 | | 64 | A | Drexel | 74 64 | 109 | A | Saint Joseph's | 85 72 |
| 23 | H | Tennessee | 69 81 | 26 | H | Elon | 61 54 | | 64 | H | Drexel | 54 47 | 134 | A | Delaware | 66 51 |
| | | | | 50 | N | Iowa | 75 90 | | 68 | A | St. John's (NY) | 63 74 | 134 | H | Delaware | 77 42 |
| | | | | | | | | | 72 | H | Wake Forest | 83 76 | 146 | A | Northeastern | 67 49 |
| | | | | | | | | | | | | | 146 | H | Northeastern | 74 54 |
| | | | | | | | | | | | | | 149 | A | William & Mary | 79 64 |
| | | | | | | | | | | | | | 161 | N | Idaho St. | 83 53 |
| | | | | | | | | | | | | | 186 | H | Hampton | 71 50 |
| | | | | | | | | | | | | | 189 | A | Hofstra | 61 50 |
| | | | | | | | | | | | | | 189 | H | Hofstra | 93 57 |
| | | | | | | | | | | | | | 197 | A | Towson | 51 54 |
| | | | | | | | | | | | | | 197 | H | Towson | 55 60 |
| | | | | | | | | | | | | | 204 | A | Col. of Charleston | 84 78 |
| | | | | | | | | | | | | | 212 | A | Rutgers | 82 76 |
| | | | | | | | | | | | | | 227 | A | UNCW | 70 59 |
| | | | | | | | | | | | | | 227 | H | UNCW | 73 51 |
| | | | | | | | | | | | | | 235 | A | Liberty | 62 48 |
| | | | | | | | | | | | | | 326 | H | St. Francis Brooklyn | 83 57 |
| LAST 12 Division I GAMES: | | | | | | | | | | | | | | | | |
| 64 | A | Drexel | 74 64 | 189 | A | Hofstra | 61 50 | | | | | | | | | |
| 204 | A | Col. of Charleston | 84 78 | 149 | A | William & Mary | 79 64 | | | | | | | | | |
| 227 | A | UNCW | 70 59 | 64 | H | Drexel | 54 47 | | | | | | | | | |
| 26 | H | Elon | 61 54 | 197 | H | Towson | 55 60 | | | | | | | | | |
| 134 | H | Delaware | 77 42 | 26 | A | Elon | 76 70 | | | | | | | | | |
| 146 | A | Northeastern | 67 49 | 146 | H | Northeastern | 74 54 | | | | | | | | | |

Non-Div I Games:

James Madison

■ Loss,
■ Non-Conf, S Site,
■ Home
■ Away
N Neutral

Kansas

Through Games Of Feb. 25, 2017

| | | | | | | | | | |
|-----------------------------|----------|-----------|----------------|-------------|---------------|----------|------|-------|-----------|
| Average RPI Win: 149 | WON-LOST | WINNING | LAST 10 | STRENGTH OF | OPP. STRENGTH | TEAM | ADJ. | CONF. | ADJ CONF. |
| Average RPI Loss: 58 | RECORD | PCT. RANK | GAMES | SCHEDULE | OF SCHEDULE | RPI | RPI | RPI | RPI |
| DIV. I ONLY | 8- 20 | 281 | 2- 8 | 23 | 14 | 170 | 170 | 4 | 4 |
| DIV. I NON-CONF. | 6- 5 | 148 | 0- 0 | 78 | 95 | 138 | 138 | 3 | 3 |
| TOTALS | RPI 1-25 | RPI 26-50 | W-L RECORDS | RPI 51-100 | RPI 101-150 | RPI 150+ | | | |
| 8- 20 | 0- 9 | 0- 1 | OVERALL | 2- 6 | 2- 3 | 4- 1 | | | |
| 7- 10 | 0- 4 | 0- 1 | HOME | 2- 3 | 2- 1 | 3- 1 | | | |
| 1- 10 | 0- 5 | 0- 0 | AWAY | 0- 3 | 0- 2 | 1- 0 | | | |
| 0- 0 | 0- 0 | 0- 0 | NEUTRAL | 0- 0 | 0- 0 | 0- 0 | | | |
| 6- 5 | 0- 1 | 0- 1 | NON-CONFERENCE | 0- 1 | 2- 1 | 4- 1 | | | |
| 5- 3 | 0- 0 | 0- 1 | HOME | 0- 1 | 2- 0 | 3- 1 | | | |
| 1- 2 | 0- 1 | 0- 0 | AWAY | 0- 0 | 0- 1 | 1- 0 | | | |
| 0- 0 | 0- 0 | 0- 0 | NEUTRAL | 0- 0 | 0- 0 | 0- 0 | | | |
| 2- 15 | 0- 8 | 0- 0 | CONFERENCE | 2- 5 | 0- 2 | 0- 0 | | | |
| 2- 7 | 0- 4 | 0- 0 | HOME | 2- 2 | 0- 1 | 0- 0 | | | |
| 0- 8 | 0- 4 | 0- 0 | AWAY | 0- 3 | 0- 1 | 0- 0 | | | |
| 0- 0 | 0- 0 | 0- 0 | NEUTRAL | 0- 0 | 0- 0 | 0- 0 | | | |

| RPI S Opponent | Score | RPI S Opponent | Score | RPI S Opponent | Score | RPI S Opponent | Score | Team's RPI: 170 |
|---------------------------|-------|--------------------|-------|--------------------|-------|--------------------|-------|-----------------|
| 6 A Baylor | 43 90 | 30 H Harvard | 59 69 | 54 A Iowa St. | 58 87 | 117 H North Dakota | 76 71 | |
| 6 H Baylor | 43 92 | | | 54 H Iowa St. | 75 90 | 125 H Arizona | 75 51 | |
| 13 A Texas | 42 75 | | | 59 H West Virginia | 51 62 | 130 A Alabama | 65 71 | |
| 13 H Texas | 54 66 | | | 65 A Oklahoma St. | 70 74 | 144 A TCU | 68 83 | |
| 15 A Oklahoma | 52 89 | | | 65 H Oklahoma St. | 67 49 | 144 H TCU | 68 80 | |
| 15 H Oklahoma | 54 84 | | | 93 H SMU | 63 75 | 154 H Oral Roberts | 64 56 | |
| 18 A Creighton | 49 69 | | | 100 A Texas Tech | 60 75 | 155 A Memphis | 68 58 | |
| 19 A Kansas St. | 60 73 | | | 100 H Texas Tech | 66 60 | 156 H Missouri St. | 64 87 | |
| 19 H Kansas St. | 54 61 | | | | | 175 H UC Riverside | 90 84 | |
| | | | | | | 300 H Rhode Island | 72 36 | |
| LAST 12 Division I GAMES: | | | | | | | | |
| 19 H Kansas St. | 54 61 | 15 A Oklahoma | 52 89 | | | | | |
| 54 H Iowa St. | 75 90 | 100 H Texas Tech | 66 60 | | | | | |
| 100 A Texas Tech | 60 75 | 65 A Oklahoma St. | 70 74 | | | | | |
| 13 A Texas | 42 75 | 144 A TCU | 68 83 | | | | | |
| 65 H Oklahoma St. | 67 49 | 59 H West Virginia | 51 62 | | | | | |
| 144 H TCU | 68 80 | 6 H Baylor | 43 92 | | | | | |

Non-Div I Games:

Kansas

Loss, Non-Conf, S Site, H Home A Away N Neutral

| Average RPI Win: | 120 | WON-LOST | WINNING | LAST 10 | STRENGTH OF | OPP. STRENGTH | TEAM | ADJ. | CONF. | ADJ CONF. |
|-------------------|----------|-----------|----------------|------------|-------------|---------------|------|------|-------|-----------|
| Average RPI Loss: | 26 | RECORD | PCT. RANK | GAMES | SCHEDULE | OF SCHEDULE | RPI | RPI | RPI | RPI |
| DIV. I ONLY | 21- 8 | 61 | 6- 4 | 34 | 6 | 19 | 19 | 4 | 4 | |
| DIV. I NON-CONF. | 10- 2 | 32 | 0- 0 | 57 | 24 | 21 | 21 | 3 | 3 | |
| TOTALS | RPI 1-25 | RPI 26-50 | W-L RECORDS | RPI 51-100 | RPI 101-150 | RPI 150+ | | | | |
| 21- 8 | 1- 5 | 3- 0 | OVERALL | 7- 3 | 4- 0 | 6- 0 | | | | |
| 13- 2 | 1- 2 | 1- 0 | HOME | 5- 0 | 3- 0 | 3- 0 | | | | |
| 5- 6 | 0- 3 | 0- 0 | AWAY | 2- 3 | 1- 0 | 2- 0 | | | | |
| 3- 0 | 0- 0 | 2- 0 | NEUTRAL | 0- 0 | 0- 0 | 1- 0 | | | | |
| 10- 2 | 0- 1 | 3- 0 | NON-CONFERENCE | 1- 1 | 2- 0 | 4- 0 | | | | |
| 6- 1 | 0- 1 | 1- 0 | HOME | 1- 0 | 2- 0 | 2- 0 | | | | |
| 1- 1 | 0- 0 | 0- 0 | AWAY | 0- 1 | 0- 0 | 1- 0 | | | | |
| 3- 0 | 0- 0 | 2- 0 | NEUTRAL | 0- 0 | 0- 0 | 1- 0 | | | | |
| 11- 6 | 1- 4 | 0- 0 | CONFERENCE | 6- 2 | 2- 0 | 2- 0 | | | | |
| 7- 1 | 1- 1 | 0- 0 | HOME | 4- 0 | 1- 0 | 1- 0 | | | | |
| 4- 5 | 0- 3 | 0- 0 | AWAY | 2- 2 | 1- 0 | 1- 0 | | | | |
| 0- 0 | 0- 0 | 0- 0 | NEUTRAL | 0- 0 | 0- 0 | 0- 0 | | | | |

| RPI | S | Opponent | Score | RPI | S | Opponent | Score | RPI | S | Opponent | Score | RPI | S | Opponent | Score |
|---------------------------|---|---------------|-------|-----|---|--------------------|-------|-----|---|---------------|-------|-----|---|------------------|-------|
| 1 | H | UConn | 58 75 | 33 | N | LSU | 69 54 | 54 | A | Iowa St. | 69 75 | 122 | H | Princeton | 60 42 |
| 6 | A | Baylor | 57 87 | 38 | N | North Carolina St. | 67 50 | 54 | H | Iowa St. | 80 68 | 135 | H | Lamar University | 68 43 |
| 6 | H | Baylor | 49 91 | 42 | H | Auburn | 71 66 | 57 | A | UNI | 59 67 | 144 | A | TCU | 68 65 |
| 13 | A | Texas | 58 63 | | | | | 59 | A | West Virginia | 59 66 | 144 | H | TCU | 74 63 |
| 15 | A | Oklahoma | 80 85 | | | | | 59 | H | West Virginia | 86 71 | 157 | A | Omaha | 70 57 |
| 15 | H | Oklahoma | 79 71 | | | | | 65 | A | Oklahoma St. | 63 43 | 164 | H | Tulsa | 82 62 |
| | | | | | | | | 65 | H | Oklahoma St. | 74 69 | 170 | A | Kansas | 61 54 |
| | | | | | | | | 98 | H | UT Arlington | 62 49 | 170 | H | Kansas | 73 60 |
| | | | | | | | | 100 | A | Texas Tech | 65 53 | 299 | N | UTEP | 61 40 |
| | | | | | | | | 100 | H | Texas Tech | 68 54 | 340 | H | Chicago St. | 83 33 |
| LAST 12 Division I GAMES: | | | | | | | | | | | | | | | |
| 170 | A | Kansas | 61 54 | 100 | A | Texas Tech | 65 53 | | | | | | | | |
| 15 | H | Oklahoma | 79 71 | 65 | H | Oklahoma St. | 74 69 | | | | | | | | |
| 144 | A | TCU | 68 65 | 6 | H | Baylor | 49 91 | | | | | | | | |
| 59 | A | West Virginia | 59 66 | 54 | A | Iowa St. | 69 75 | | | | | | | | |
| 54 | H | Iowa St. | 80 68 | 144 | H | TCU | 74 63 | | | | | | | | |
| 13 | A | Texas | 58 63 | 65 | A | Oklahoma St. | 63 43 | | | | | | | | |

Non-Div I Games:

Kansas St.

| Average RPI Win: | 304 | WON-LOST | WINNING | LAST 10 | STRENGTH OF | OPP. STRENGTH | TEAM | ADJ. | CONF. | ADJ CONF. |
|-------------------|----------|-----------|----------------|------------|-------------|---------------|------|------|-------|-----------|
| Average RPI Loss: | 151 | RECORD | PCT. RANK | GAMES | SCHEDULE | OF SCHEDULE | RPI | RPI | RPI | RPI |
| DIV. I ONLY | 9- 19 | 266 | 7- 3 | 210 | 252 | 274 | 274 | 25 | 25 | |
| DIV. I NON-CONF. | 1- 13 | 334 | 0- 0 | 210 | 242 | 335 | 335 | 24 | 24 | |
| TOTALS | RPI 1-25 | RPI 26-50 | W-L RECORDS | RPI 51-100 | RPI 101-150 | RPI 150+ | | | | |
| 9- 19 | 0- 1 | 0- 0 | OVERALL | 0- 8 | 0- 2 | 9- 8 | | | | |
| 5- 8 | 0- 1 | 0- 0 | HOME | 0- 3 | 0- 1 | 5- 3 | | | | |
| 4- 8 | 0- 0 | 0- 0 | AWAY | 0- 0 | 0- 0 | 4- 0 | | | | |
| 0- 3 | 0- 0 | 0- 0 | NEUTRAL | 0- 0 | 0- 0 | 0- 3 | | | | |
| 1- 13 | 0- 1 | 0- 0 | NON-CONFERENCE | 0- 4 | 0- 0 | 1- 8 | | | | |
| 1- 5 | 0- 1 | 0- 0 | HOME | 0- 1 | 0- 0 | 1- 3 | | | | |
| 0- 5 | 0- 0 | 0- 0 | AWAY | 0- 3 | 0- 0 | 0- 2 | | | | |
| 0- 3 | 0- 0 | 0- 0 | NEUTRAL | 0- 0 | 0- 0 | 0- 3 | | | | |
| 8- 6 | 0- 0 | 0- 0 | CONFERENCE | 0- 4 | 0- 2 | 8- 0 | | | | |
| 4- 3 | 0- 0 | 0- 0 | HOME | 0- 2 | 0- 1 | 4- 0 | | | | |
| 4- 3 | 0- 0 | 0- 0 | AWAY | 0- 2 | 0- 1 | 4- 0 | | | | |
| 0- 0 | 0- 0 | 0- 0 | NEUTRAL | 0- 0 | 0- 0 | 0- 0 | | | | |

| RPI S | Opponent | Score | RPI S | Opponent | Score | RPI S | Opponent | Score | RPI S | Opponent | Score | Team's RPI: 274 |
|---------------------------|-----------------|-------|-------|-----------------|-------|-------|----------------|-------|-------|--------------------|-------|-----------------|
| 20 | H Temple | 38 79 | | | | 53 | H Georgia Tech | 49 86 | 106 | A FGCU | 35 69 | |
| | | | | | | 81 | A Georgia | 40 82 | 106 | H FGCU | 56 75 | |
| | | | | | | 89 | A Mercer | 46 61 | 169 | H Morehead St. | 50 71 | |
| | | | | | | 90 | A Vanderbilt | 54 86 | 188 | N Xavier | 52 75 | |
| | | | | | | 95 | A Jacksonville | 48 72 | 244 | H Wofford | 49 78 | |
| | | | | | | 95 | H Jacksonville | 62 74 | 247 | N Portland St. | 61 71 | |
| | | | | | | 99 | A Stetson | 43 60 | 250 | H Jacksonville St. | 59 65 | |
| | | | | | | 99 | H Stetson | 56 65 | 253 | A Austin Peay | 49 68 | |
| | | | | | | | | | 257 | A Georgia St. | 59 62 | |
| | | | | | | | | | 290 | H Savannah St. | 72 60 | |
| | | | | | | | | | 291 | A North Florida | 67 61 | |
| | | | | | | | | | 291 | H North Florida | 52 48 | |
| | | | | | | | | | 296 | A Lipscomb | 70 55 | |
| | | | | | | | | | 296 | H Lipscomb | 96 69 | |
| | | | | | | | | | 313 | A NJIT | 66 56 | |
| | | | | | | | | | 313 | H NJIT | 75 64 | |
| | | | | | | | | | 321 | A USC Upstate | 79 71 | |
| | | | | | | | | | 321 | H USC Upstate | 74 67 | |
| | | | | | | | | | 322 | N Arkansas St. | 67 70 | |
| LAST 12 Division I GAMES: | | | | | | | | | | | | |
| 296 | H Lipscomb | 96 69 | 321 | H USC Upstate | 74 67 | | | | | | | |
| 95 | H Jacksonville | 62 74 | 313 | H NJIT | 75 64 | | | | | | | |
| 291 | H North Florida | 52 48 | 321 | A USC Upstate | 79 71 | | | | | | | |
| 99 | A Stetson | 43 60 | 291 | A North Florida | 67 61 | | | | | | | |
| 106 | A FGCU | 35 69 | 95 | A Jacksonville | 48 72 | | | | | | | |
| 313 | A NJIT | 66 56 | 106 | H FGCU | 56 75 | | | | | | | |

Non-Div I Games:

Kennesaw St.

■ Loss,
■ Non-Conf,
■ S Site,
■ H Home
■ A Away
N Neutral

| | | | | | | | | | | |
|-------------------|----------|-----------|----------------|------------|-------------|---------------|------|------|-------|-----------|
| Average RPI Win: | 208 | WON-LOST | WINNING | LAST 10 | STRENGTH OF | OPP. STRENGTH | TEAM | ADJ. | CONF. | ADJ CONF. |
| Average RPI Loss: | 86 | RECORD | PCT. RANK | GAMES | SCHEDULE | OF SCHEDULE | RPI | RPI | RPI | RPI |
| DIV. I ONLY | 17- 11 | 114 | 8- 2 | 104 | 125 | 108 | 108 | 10 | 10 | |
| DIV. I NON-CONF. | 6- 6 | 165 | 0- 0 | 102 | 177 | 144 | 144 | 11 | 11 | |
| TOTALS | RPI 1-25 | RPI 26-50 | W-L RECORDS | RPI 51-100 | RPI 101-150 | RPI 150+ | | | | |
| 17- 11 | 0- 1 | 0- 3 | OVERALL | 3- 4 | 2- 1 | 12- 2 | | | | |
| 10- 3 | 0- 0 | 0- 1 | HOME | 2- 1 | 0- 0 | 8- 1 | | | | |
| 6- 6 | 0- 0 | 0- 1 | AWAY | 1- 3 | 1- 1 | 4- 1 | | | | |
| 1- 2 | 0- 1 | 0- 1 | NEUTRAL | 0- 0 | 1- 0 | 0- 0 | | | | |
| 6- 6 | 0- 1 | 0- 2 | NON-CONFERENCE | 0- 1 | 2- 0 | 4- 2 | | | | |
| 4- 1 | 0- 0 | 0- 0 | HOME | 0- 0 | 0- 0 | 4- 1 | | | | |
| 1- 3 | 0- 0 | 0- 1 | AWAY | 0- 1 | 1- 0 | 0- 1 | | | | |
| 1- 2 | 0- 1 | 0- 1 | NEUTRAL | 0- 0 | 1- 0 | 0- 0 | | | | |
| 11- 5 | 0- 0 | 0- 1 | CONFERENCE | 3- 3 | 0- 1 | 8- 0 | | | | |
| 6- 2 | 0- 0 | 0- 1 | HOME | 2- 1 | 0- 0 | 4- 0 | | | | |
| 5- 3 | 0- 0 | 0- 0 | AWAY | 1- 2 | 0- 1 | 4- 0 | | | | |
| 0- 0 | 0- 0 | 0- 0 | NEUTRAL | 0- 0 | 0- 0 | 0- 0 | | | | |

| RPI 1-25 | | | | RPI 26-50 | | | | RPI 51-100 | | | | RPI 101+ | | | | Team's RPI: 108 | |
|---------------------------|---|----------|-------|-----------|---|---------------|-------|------------|---|---------------|-------|----------|---|----------------|-------|-----------------|--|
| RPI | S | Opponent | Score | RPI | S | Opponent | Score | RPI | S | Opponent | Score | RPI | S | Opponent | Score | | |
| 6 | N | Baylor | 42 84 | 41 | H | Central Mich. | 78 91 | 51 | A | Ohio | 68 65 | 106 | N | FGCU | 77 64 | | |
| | | | | 46 | N | Western Ky. | 73 79 | 51 | H | Ohio | 83 77 | 110 | A | Ball St. | 47 71 | | |
| | | | | 50 | A | Iowa | 48 83 | 78 | A | Minnesota | 62 92 | 139 | A | Wright St. | 79 69 | | |
| | | | | | | | | 82 | A | Northern Ill. | 72 93 | 162 | A | Detroit Mercy | 52 73 | | |
| | | | | | | | | 82 | H | Northern Ill. | 97 98 | 178 | A | Western Mich. | 71 67 | | |
| | | | | | | | | 85 | H | Toledo | 70 60 | 196 | H | Robert Morris | 65 68 | | |
| | | | | | | | | 94 | A | Buffalo | 62 77 | 228 | H | Bradley | 77 52 | | |
| | | | | | | | | | | | | 232 | H | Miami (OH) | 84 66 | | |
| | | | | | | | | | | | | 241 | A | Akron | 72 58 | | |
| | | | | | | | | | | | | 241 | H | Akron | 73 69 | | |
| | | | | | | | | | | | | 243 | A | Bowling Green | 70 60 | | |
| | | | | | | | | | | | | 243 | H | Bowling Green | 80 78 | | |
| | | | | | | | | | | | | 286 | A | Eastern Mich. | 86 67 | | |
| | | | | | | | | | | | | 286 | H | Eastern Mich. | 83 65 | | |
| | | | | | | | | | | | | 293 | H | Eastern Ky. | 80 67 | | |
| | | | | | | | | | | | | 312 | H | Youngstown St. | 75 60 | | |
| | | | | | | | | | | | | 317 | H | Fort Wayne | 66 55 | | |
| LAST 12 Division I GAMES: | | | | | | | | | | | | | | | | | |
| | | | | 241 | H | Akron | 73 69 | | | | | 232 | H | Miami (OH) | 84 66 | | |
| | | | | 243 | A | Bowling Green | 70 60 | | | | | 243 | H | Bowling Green | 80 78 | | |
| | | | | 51 | H | Ohio | 83 77 | | | | | 82 | A | Northern Ill. | 72 93 | | |
| | | | | 241 | A | Akron | 72 58 | | | | | 85 | H | Toledo | 70 60 | | |
| | | | | 286 | H | Eastern Mich. | 83 65 | | | | | 178 | A | Western Mich. | 71 67 | | |
| | | | | 94 | A | Buffalo | 62 77 | | | | | 51 | A | Ohio | 68 65 | | |

Non-Div I Games:

Kent St.

■ Loss,
■ Non-Conf,
■ S Site,
■ H Home
■ A Away
N Neutral

| Average RPI Win: 90 | | WON-LOST | WINNING | LAST 10 | STRENGTH OF | OPP. STRENGTH | TEAM | ADJ. | CONF. | ADJ CONF. |
|----------------------|------|----------|-----------|----------------|-------------|---------------|------------|-------------|----------|-----------|
| Average RPI Loss: 26 | | RECORD | PCT. RANK | GAMES | SCHEDULE | OF SCHEDULE | RPI | RPI | RPI | RPI |
| DIV. I ONLY | | 20- 8 | 64 | 8- 2 | 2 | 12 | 14 | 14 | 2 | 2 |
| DIV. I NON-CONF. | | 9- 4 | 85 | 0- 0 | 3 | 25 | 16 | 16 | 2 | 2 |
| TOTALS | | RPI 1-25 | RPI 26-50 | | W-L RECORDS | | RPI 51-100 | RPI 101-150 | RPI 150+ | |
| 20- 8 | 4- 6 | 2- 1 | | OVERALL | | 6- 1 | 5- 0 | 3- 0 | | |
| 15- 3 | 4- 2 | 0- 1 | | HOME | | 5- 0 | 4- 0 | 2- 0 | | |
| 5- 5 | 0- 4 | 2- 0 | | AWAY | | 1- 1 | 1- 0 | 1- 0 | | |
| 0- 0 | 0- 0 | 0- 0 | | NEUTRAL | | 0- 0 | 0- 0 | 0- 0 | | |
| 9- 4 | 2- 2 | 0- 1 | | NON-CONFERENCE | | 2- 1 | 3- 0 | 2- 0 | | |
| 9- 1 | 2- 0 | 0- 1 | | HOME | | 2- 0 | 3- 0 | 2- 0 | | |
| 0- 3 | 0- 2 | 0- 0 | | AWAY | | 0- 1 | 0- 0 | 0- 0 | | |
| 0- 0 | 0- 0 | 0- 0 | | NEUTRAL | | 0- 0 | 0- 0 | 0- 0 | | |
| 11- 4 | 2- 4 | 2- 0 | | CONFERENCE | | 4- 0 | 2- 0 | 1- 0 | | |
| 6- 2 | 2- 2 | 0- 0 | | HOME | | 3- 0 | 1- 0 | 0- 0 | | |
| 5- 2 | 0- 2 | 2- 0 | | AWAY | | 1- 0 | 1- 0 | 1- 0 | | |
| 0- 0 | 0- 0 | 0- 0 | | NEUTRAL | | 0- 0 | 0- 0 | 0- 0 | | |

| RPI S | Opponent | Score | RPI S | Opponent | Score | RPI S | Opponent | Score | RPI S | Opponent | Score |
|---------------------------|-------------------|-------|-------|---------------|-------|-------|-----------------|-------|-------|------------------|-------|
| 3 | H Mississippi St. | 78 75 | 28 | H Arizona St. | 71 73 | 75 | H Middle Tenn. | 61 48 | 102 | H Washington St. | 69 67 |
| 4 | H South Carolina | 63 75 | 33 | A LSU | 55 42 | 76 | H New Hampshire | 92 43 | 123 | H Ole Miss | 89 57 |
| 8 | A Duke | 54 69 | 42 | A Auburn | 64 60 | 80 | H Florida | 67 48 | 130 | A Alabama | 71 54 |
| 12 | A Louisville | 67 69 | | | | 81 | A Georgia | 66 56 | 131 | H Radford | 59 36 |
| 15 | H Oklahoma | 82 68 | | | | 81 | H Georgia | 82 61 | 133 | H Albany (NY) | 70 46 |
| 16 | H Miami (FL) | 82 66 | | | | 87 | A Colorado | 69 79 | 153 | A Arkansas | 69 62 |
| 22 | A Missouri | 67 73 | | | | 90 | H Vanderbilt | 71 63 | 169 | H Morehead St. | 74 47 |
| 22 | H Missouri | 64 62 | | | | | | | 237 | H Samford | 80 57 |
| 23 | A Tennessee | 65 72 | | | | | | | | | |
| 24 | H Texas A&M | 68 77 | | | | | | | | | |
| LAST 12 Division I GAMES: | | | | | | | | | | | |
| 3 | H Mississippi St. | 78 75 | 22 | A Missouri | 67 73 | | | | | | |
| 80 | H Florida | 67 48 | 123 | H Ole Miss | 89 57 | | | | | | |
| 153 | A Arkansas | 69 62 | 42 | A Auburn | 64 60 | | | | | | |
| 81 | A Georgia | 66 56 | 33 | A LSU | 55 42 | | | | | | |
| 90 | H Vanderbilt | 71 63 | 81 | H Georgia | 82 61 | | | | | | |
| 4 | H South Carolina | 63 75 | 130 | A Alabama | 71 54 | | | | | | |

Non-Div I Games:

Kentucky

■ Loss,
■ Non-Conf, S Site,
■ Home
■ Away
N Neutral

| | | | | | | | | | | |
|-------------------|----------|-----------|----------------|------------|-------------|---------------|------|------|-------|-----------|
| Average RPI Win: | 302 | WON-LOST | WINNING | LAST 10 | STRENGTH OF | OPP. STRENGTH | TEAM | ADJ. | CONF. | ADJ CONF. |
| Average RPI Loss: | 227 | RECORD | PCT. RANK | GAMES | SCHEDULE | OF SCHEDULE | RPI | RPI | RPI | RPI |
| DIV. I ONLY | 5- 23 | 323 | 2- 7 | 282 | 347 | 332 | 332 | 31 | 31 | |
| DIV. I NON-CONF. | 1- 10 | 325 | 0- 1 | 157 | 316 | 327 | 327 | 32 | 32 | |
| TOTALS | RPI 1-25 | RPI 26-50 | W-L RECORDS | RPI 51-100 | RPI 101-150 | RPI 150+ | | | | |
| 5- 23 | 0- 1 | 0- 0 | OVERALL | 0- 0 | 0- 2 | 5- 20 | | | | |
| 3- 11 | 0- 0 | 0- 0 | HOME | 0- 0 | 0- 2 | 3- 9 | | | | |
| 2- 10 | 0- 1 | 0- 0 | AWAY | 0- 0 | 0- 0 | 2- 9 | | | | |
| 0- 2 | 0- 0 | 0- 0 | NEUTRAL | 0- 0 | 0- 0 | 0- 2 | | | | |
| 1- 10 | 0- 1 | 0- 0 | NON-CONFERENCE | 0- 0 | 0- 2 | 1- 7 | | | | |
| 1- 4 | 0- 0 | 0- 0 | HOME | 0- 0 | 0- 2 | 1- 2 | | | | |
| 0- 4 | 0- 1 | 0- 0 | AWAY | 0- 0 | 0- 0 | 0- 3 | | | | |
| 0- 2 | 0- 0 | 0- 0 | NEUTRAL | 0- 0 | 0- 0 | 0- 2 | | | | |
| 4- 13 | 0- 0 | 0- 0 | CONFERENCE | 0- 0 | 0- 0 | 4- 13 | | | | |
| 2- 7 | 0- 0 | 0- 0 | HOME | 0- 0 | 0- 0 | 2- 7 | | | | |
| 2- 6 | 0- 0 | 0- 0 | AWAY | 0- 0 | 0- 0 | 2- 6 | | | | |
| 0- 0 | 0- 0 | 0- 0 | NEUTRAL | 0- 0 | 0- 0 | 0- 0 | | | | |

| RPI 1-25 | | | RPI 26-50 | | | RPI 51-100 | | | RPI 101+ Team's RPI: 332 | | |
|---------------------------|---|----------------------|-----------|-----|---|---------------------|-------|-----|--------------------------|----------------------|-------|
| RPI | S | Opponent | Score | RPI | S | Opponent | Score | RPI | S | Opponent | Score |
| 25 | A | Ohio St. | 54 113 | | | | | 132 | H | Yale | 44 75 |
| | | | | | | | | 147 | H | Army West Point | 47 68 |
| | | | | | | | | 158 | N | Milwaukee | 50 88 |
| | | | | | | | | 172 | A | Columbia | 57 66 |
| | | | | | | | | 190 | H | George Mason | 48 64 |
| | | | | | | | | 193 | A | Sacred Heart | 48 66 |
| | | | | | | | | 193 | H | Sacred Heart | 41 51 |
| | | | | | | | | 196 | A | Robert Morris | 42 83 |
| | | | | | | | | 196 | H | Robert Morris | 54 64 |
| | | | | | | | | 207 | H | UMBC | 45 57 |
| | | | | | | | | 208 | A | Seton Hall | 59 77 |
| | | | | | | | | 238 | A | Saint Francis (PA) | 52 66 |
| | | | | | | | | 238 | H | Saint Francis (PA) | 30 74 |
| | | | | | | | | 248 | H | Stony Brook | 58 48 |
| | | | | | | | | 267 | A | Bryant | 53 57 |
| | | | | | | | | 267 | H | Bryant | 53 62 |
| | | | | | | | | 270 | A | Colgate | 61 76 |
| | | | | | | | | 282 | A | Mt. St. Mary's | 43 56 |
| | | | | | | | | 282 | H | Mt. St. Mary's | 63 60 |
| | | | | | | | | 313 | N | NJIT | 48 50 |
| | | | | | | | | 318 | A | Central Conn. St. | 68 62 |
| | | | | | | | | 318 | H | Central Conn. St. | 71 76 |
| | | | | | | | | 326 | A | St. Francis Brooklyn | 62 58 |
| | | | | | | | | 326 | H | St. Francis Brooklyn | 54 56 |
| | | | | | | | | 336 | H | Wagner | 69 64 |
| | | | | | | | | 341 | A | Fairleigh Dickinson | 46 64 |
| LAST 12 Division I GAMES: | | | | | | | | | | | |
| 313 | N | NJIT | 48 50 | 196 | H | Robert Morris | 54 64 | 318 | A | Central Conn. St. | 68 62 |
| 282 | A | Mt. St. Mary's | 43 56 | 238 | H | Saint Francis (PA) | 30 74 | 326 | A | St. Francis Brooklyn | 62 58 |
| 326 | A | St. Francis Brooklyn | 62 58 | 318 | A | Central Conn. St. | 68 62 | 326 | H | St. Francis Brooklyn | 54 56 |
| 193 | H | Sacred Heart | 41 51 | 193 | A | Sacred Heart | 48 66 | 336 | H | Wagner | 69 64 |
| 267 | A | Bryant | 53 57 | 336 | H | Wagner | 69 64 | | | | |
| 341 | H | Fairleigh Dickinson | 54 67 | 341 | A | Fairleigh Dickinson | 46 64 | | | | |

Non-Div I Games:

LIU Brooklyn

■ Loss,
 ■ Non-Conf,
 ■ S Site,
 ■ H Home
 ■ A Away
 N Neutral

| RPI | S | Opponent | Score |
|-----|---|---------------------|-------|
| 341 | H | Fairleigh Dickinson | 54 67 |

LIU Brooklyn

L
I
U
B
r
o
o
k
l
y
n

L
I
U
B
r
o
o
k
l
y
n

| | | | | | | | | | | |
|-------------------|----------|-----------|----------------|------------|-------------|---------------|------|------|-------|-----------|
| Average RPI Win: | 130 | WON-LOST | WINNING | LAST 10 | STRENGTH OF | OPP. STRENGTH | TEAM | ADJ. | CONF. | ADJ CONF. |
| Average RPI Loss: | 30 | RECORD | PCT. RANK | GAMES | SCHEDULE | OF SCHEDULE | RPI | RPI | RPI | RPI |
| DIV. I ONLY | 18- 10 | 96 | 4- 6 | 26 | 11 | 33 | 33 | 2 | 2 | |
| DIV. I NON-CONF. | 11- 2 | 23 | 0- 0 | 61 | 26 | 30 | 30 | 2 | 2 | |
| TOTALS | RPI 1-25 | RPI 26-50 | W-L RECORDS | RPI 51-100 | RPI 101-150 | RPI 150+ | | | | |
| 18- 10 | 2- 7 | 1- 1 | OVERALL | 4- 2 | 5- 0 | 6- 0 | | | | |
| 12- 3 | 2- 3 | 0- 0 | HOME | 4- 0 | 2- 0 | 4- 0 | | | | |
| 3- 6 | 0- 0 | 0- 0 | AWAY | 0- 0 | 2- 0 | 1- 0 | | | | |
| 3- 1 | 0- 1 | 1- 0 | NEUTRAL | 0- 0 | 1- 0 | 1- 0 | | | | |
| 11- 2 | 0- 2 | 1- 0 | NON-CONFERENCE | 3- 0 | 3- 0 | 4- 0 | | | | |
| 7- 1 | 0- 1 | 0- 0 | HOME | 3- 0 | 1- 0 | 3- 0 | | | | |
| 1- 0 | 0- 0 | 0- 0 | AWAY | 0- 0 | 1- 0 | 0- 0 | | | | |
| 3- 1 | 0- 1 | 1- 0 | NEUTRAL | 0- 0 | 1- 0 | 1- 0 | | | | |
| 7- 8 | 2- 5 | 0- 1 | CONFERENCE | 1- 2 | 2- 0 | 2- 0 | | | | |
| 5- 2 | 2- 2 | 0- 0 | HOME | 1- 0 | 1- 0 | 1- 0 | | | | |
| 2- 6 | 0- 3 | 0- 1 | AWAY | 0- 2 | 1- 0 | 1- 0 | | | | |
| 0- 0 | 0- 0 | 0- 0 | NEUTRAL | 0- 0 | 0- 0 | 0- 0 | | | | |

| RPI 1-25 | | | | RPI 26-50 | | | | Team's RPI: 33 | | | | RPI 51-100 | | | | RPI 101+ | | | |
|---------------------------|---|-----------------|-------|-----------|---|--------------------|-------|----------------|---|----------------|-------|------------|---|-----------------|-------|----------|---|----------|-------|
| RPI | S | Opponent | Score | RPI | S | Opponent | Score | RPI | S | Opponent | Score | RPI | S | Opponent | Score | RPI | S | Opponent | Score |
| 1 | H | UConn | 53 76 | 38 | N | North Carolina St. | 59 58 | 52 | H | Little Rock | 69 49 | 111 | N | North Carolina | 70 43 | | | | |
| 3 | A | Mississippi St. | 48 74 | 42 | A | Auburn | 49 54 | 55 | H | Tulane | 69 51 | 123 | A | Ole Miss | 62 51 | | | | |
| 4 | H | South Carolina | 61 84 | | | | | 72 | H | Wake Forest | 60 57 | 130 | H | Alabama | 48 41 | | | | |
| 14 | H | Kentucky | 42 55 | | | | | 80 | H | Florida | 78 67 | 144 | H | TCU | 67 61 | | | | |
| 19 | N | Kansas St. | 54 69 | | | | | 81 | A | Georgia | 65 70 | 148 | A | Louisiana Tech | 77 73 | | | | |
| 22 | H | Missouri | 80 71 | | | | | 90 | A | Vanderbilt | 68 70 | 153 | A | Arkansas | 53 52 | | | | |
| 23 | A | Tennessee | 58 77 | | | | | | | | | 153 | H | Arkansas | 53 46 | | | | |
| 24 | A | Texas A&M | 52 54 | | | | | | | | | 168 | H | Rice | 66 55 | | | | |
| 24 | H | Texas A&M | 67 63 | | | | | | | | | 222 | H | Alabama St. | 93 40 | | | | |
| | | | | | | | | | | | | 299 | N | UTEP | 78 45 | | | | |
| | | | | | | | | | | | | 338 | H | Sam Houston St. | 89 41 | | | | |
| LAST 12 Division I GAMES: | | | | | | | | | | | | | | | | | | | |
| | | | | 42 | A | Auburn | 49 54 | 23 | A | Tennessee | 58 77 | | | | | | | | |
| | | | | 81 | A | Georgia | 65 70 | 153 | H | Arkansas | 53 46 | | | | | | | | |
| | | | | 24 | H | Texas A&M | 67 63 | 24 | A | Texas A&M | 52 54 | | | | | | | | |
| | | | | 90 | A | Vanderbilt | 68 70 | 14 | H | Kentucky | 42 55 | | | | | | | | |
| | | | | 123 | A | Ole Miss | 62 51 | 4 | H | South Carolina | 61 84 | | | | | | | | |
| | | | | 130 | H | Alabama | 48 41 | 22 | H | Missouri | 80 71 | | | | | | | | |

Non-Div I Games:

LSU

■ Loss,
■ Non-Conf,
■ S Site,
■ H Home
■ A Away
N Neutral

| | | | | | | | | | | |
|-------------------|----------|-----------|----------------|------------|-------------|---------------|------|------|-------|-----------|
| Average RPI Win: | 236 | WON-LOST | WINNING | LAST 10 | STRENGTH OF | OPP. STRENGTH | TEAM | ADJ. | CONF. | ADJ CONF. |
| Average RPI Loss: | 108 | RECORD | PCT. RANK | GAMES | SCHEDULE | OF SCHEDULE | RPI | RPI | RPI | RPI |
| DIV. I ONLY | 17- 12 | 124 | 6- 4 | 237 | 133 | 167 | 167 | 12 | 12 | |
| DIV. I NON-CONF. | 7- 5 | 137 | 0- 0 | 204 | 184 | 160 | 160 | 12 | 12 | |
| TOTALS | RPI 1-25 | RPI 26-50 | W-L RECORDS | RPI 51-100 | RPI 101-150 | RPI 150+ | | | | |
| 17- 12 | 0- 1 | 1- 2 | OVERALL | 1- 1 | 0- 7 | 15- 1 | | | | |
| 8- 7 | 0- 0 | 0- 2 | HOME | 0- 0 | 0- 4 | 8- 1 | | | | |
| 8- 5 | 0- 1 | 1- 0 | AWAY | 1- 1 | 0- 3 | 6- 0 | | | | |
| 1- 0 | 0- 0 | 0- 0 | NEUTRAL | 0- 0 | 0- 0 | 1- 0 | | | | |
| 7- 5 | 0- 1 | 0- 1 | NON-CONFERENCE | 1- 1 | 0- 1 | 6- 1 | | | | |
| 4- 2 | 0- 0 | 0- 1 | HOME | 0- 0 | 0- 0 | 4- 1 | | | | |
| 2- 3 | 0- 1 | 0- 0 | AWAY | 1- 1 | 0- 1 | 1- 0 | | | | |
| 1- 0 | 0- 0 | 0- 0 | NEUTRAL | 0- 0 | 0- 0 | 1- 0 | | | | |
| 10- 7 | 0- 0 | 1- 1 | CONFERENCE | 0- 0 | 0- 6 | 9- 0 | | | | |
| 4- 5 | 0- 0 | 0- 1 | HOME | 0- 0 | 0- 4 | 4- 0 | | | | |
| 6- 2 | 0- 0 | 1- 0 | AWAY | 0- 0 | 0- 2 | 5- 0 | | | | |
| 0- 0 | 0- 0 | 0- 0 | NEUTRAL | 0- 0 | 0- 0 | 0- 0 | | | | |

| RPI 1-25 | | | | RPI 26-50 | | | | RPI 51-100 | | | | RPI 101+ Team's RPI: 167 | | | |
|---------------------------|---|-----------------|-------|-----------|---|-------------------|-------|------------|---|---------------|-------|--------------------------|---|-----------------|-------|
| RPI | S | Opponent | Score | RPI | S | Opponent | Score | RPI | S | Opponent | Score | RPI | S | Opponent | Score |
| 20 | A | Temple | 70 86 | 30 | H | Harvard | 64 66 | 56 | A | Villanova | 49 52 | 103 | H | Saint Louis | 74 79 |
| | | | | 45 | A | Dayton | 54 51 | 74 | A | Penn | 58 56 | 109 | A | Saint Joseph's | 58 67 |
| | | | | 48 | H | George Washington | 65 79 | | | | | 109 | H | Saint Joseph's | 55 75 |
| | | | | | | | | | | | | 113 | H | Fordham | 61 66 |
| | | | | | | | | | | | | 114 | A | Rider | 61 74 |
| | | | | | | | | | | | | 136 | H | Duquesne | 68 76 |
| | | | | | | | | | | | | 138 | A | VCU | 56 61 |
| | | | | | | | | | | | | 181 | H | Fairfield | 68 61 |
| | | | | | | | | | | | | 190 | H | George Mason | 59 57 |
| | | | | | | | | | | | | 194 | H | American | 63 59 |
| | | | | | | | | | | | | 225 | A | Richmond | 63 58 |
| | | | | | | | | | | | | 227 | A | UNCW | 64 48 |
| | | | | | | | | | | | | 232 | N | Miami (OH) | 79 70 |
| | | | | | | | | | | | | 239 | A | St. Bonaventure | 57 45 |
| | | | | | | | | | | | | 239 | H | St. Bonaventure | 73 70 |
| | | | | | | | | | | | | 276 | A | Davidson | 65 58 |
| | | | | | | | | | | | | 300 | A | Rhode Island | 58 49 |
| | | | | | | | | | | | | 300 | H | Rhode Island | 70 51 |
| | | | | | | | | | | | | 311 | A | Massachusetts | 57 52 |
| | | | | | | | | | | | | 311 | H | Massachusetts | 68 64 |
| | | | | | | | | | | | | 314 | H | Lafayette | 49 56 |
| | | | | | | | | | | | | 315 | H | UMKC | 64 59 |
| | | | | | | | | | | | | 348 | H | Delaware St. | 78 38 |
| LAST 12 Division I GAMES: | | | | | | | | | | | | | | | |
| 239 | H | St. Bonaventure | 73 70 | 48 | H | George Washington | 65 79 | 300 | A | Rhode Island | 58 49 | | | | |
| 113 | H | Fordham | 61 66 | | | | | 190 | H | George Mason | 59 57 | | | | |
| 311 | A | Massachusetts | 57 52 | | | | | 311 | H | Massachusetts | 68 64 | | | | |
| 103 | H | Saint Louis | 74 79 | | | | | 276 | A | Davidson | 65 58 | | | | |
| 109 | A | Saint Joseph's | 58 67 | | | | | 225 | A | Richmond | 63 58 | | | | |
| 239 | A | St. Bonaventure | 57 45 | | | | | | | | | | | | |

Non-Div I Games:

La Salle

■ Loss,
 ■ Non-Conf, S Site,
 ■ Home
 ■ Away
 N Neutral

| | | | | | | | | | | |
|-------------------|----------|-----------|----------------|------------|-------------|---------------|------|------|-------|-----------|
| Average RPI Win: | 305 | WON-LOST | WINNING | LAST 10 | STRENGTH OF | OPP. STRENGTH | TEAM | ADJ. | CONF. | ADJ CONF. |
| Average RPI Loss: | 192 | RECORD | PCT. RANK | GAMES | SCHEDULE | OF SCHEDULE | RPI | RPI | RPI | RPI |
| DIV. I ONLY | 3- 22 | 333 | 1- 9 | 270 | 275 | 334 | 334 | 21 | 21 | |
| DIV. I NON-CONF. | 1- 8 | 314 | 0- 0 | 301 | 338 | 340 | 340 | 19 | 19 | |
| TOTALS | RPI 1-25 | RPI 26-50 | W-L RECORDS | RPI 51-100 | RPI 101-150 | RPI 150+ | | | | |
| 3- 22 | 0- 0 | 0- 0 | OVERALL | 0- 3 | 0- 3 | 3- 16 | | | | |
| 2- 9 | 0- 0 | 0- 0 | HOME | 0- 1 | 0- 2 | 2- 6 | | | | |
| 1- 13 | 0- 0 | 0- 0 | AWAY | 0- 2 | 0- 1 | 1- 10 | | | | |
| 0- 0 | 0- 0 | 0- 0 | NEUTRAL | 0- 0 | 0- 0 | 0- 0 | | | | |
| 1- 8 | 0- 0 | 0- 0 | NON-CONFERENCE | 0- 0 | 0- 2 | 1- 6 | | | | |
| 0- 4 | 0- 0 | 0- 0 | HOME | 0- 0 | 0- 1 | 0- 3 | | | | |
| 1- 4 | 0- 0 | 0- 0 | AWAY | 0- 0 | 0- 1 | 1- 3 | | | | |
| 0- 0 | 0- 0 | 0- 0 | NEUTRAL | 0- 0 | 0- 0 | 0- 0 | | | | |
| 2- 14 | 0- 0 | 0- 0 | CONFERENCE | 0- 3 | 0- 1 | 2- 10 | | | | |
| 2- 5 | 0- 0 | 0- 0 | HOME | 0- 1 | 0- 1 | 2- 3 | | | | |
| 0- 9 | 0- 0 | 0- 0 | AWAY | 0- 2 | 0- 0 | 0- 7 | | | | |
| 0- 0 | 0- 0 | 0- 0 | NEUTRAL | 0- 0 | 0- 0 | 0- 0 | | | | |

| RPI 1-25 | | | | RPI 26-50 | | | | RPI 51-100 | | | | RPI 101+ | | | | Team's RPI: 334 | |
|---------------------------|---|-----------------|-------|-----------|---|--------------|-------|------------|---|--------------|-------|----------|---|------------------|-------|-----------------|--|
| RPI | S | Opponent | Score | RPI | S | Opponent | Score | RPI | S | Opponent | Score | RPI | S | Opponent | Score | | |
| | | | | | | | | 52 | A | Little Rock | 34 78 | 115 | H | Troy | 67 94 | | |
| | | | | | | | | 52 | H | Little Rock | 47 92 | 123 | A | Ole Miss | 40 97 | | |
| | | | | | | | | 98 | A | UT Arlington | 59 93 | 148 | H | Louisiana Tech | 53 73 | | |
| | | | | | | | | | | | | 152 | A | Texas St. | 50 63 | | |
| | | | | | | | | | | | | 153 | A | Arkansas | 46 92 | | |
| | | | | | | | | | | | | 160 | A | Louisiana | 57 67 | | |
| | | | | | | | | | | | | 160 | H | Louisiana | 59 65 | | |
| | | | | | | | | | | | | 168 | H | Rice | 50 93 | | |
| | | | | | | | | | | | | 201 | H | Grambling | 54 59 | | |
| | | | | | | | | | | | | 213 | A | Appalachian St. | 61 79 | | |
| | | | | | | | | | | | | 219 | A | Ga. Southern | 65 76 | | |
| | | | | | | | | | | | | 219 | H | Ga. Southern | 44 65 | | |
| | | | | | | | | | | | | 242 | H | South Ala. | 44 74 | | |
| | | | | | | | | | | | | 257 | A | Georgia St. | 35 87 | | |
| | | | | | | | | | | | | 257 | H | Georgia St. | 72 63 | | |
| | | | | | | | | | | | | 260 | A | Coastal Caro. | 48 75 | | |
| | | | | | | | | | | | | 289 | H | McNeese | 52 78 | | |
| | | | | | | | | | | | | 306 | A | Nicholls St. | 54 73 | | |
| | | | | | | | | | | | | 307 | A | Northwestern St. | 65 67 | | |
| | | | | | | | | | | | | 322 | A | Arkansas St. | 56 71 | | |
| | | | | | | | | | | | | 322 | H | Arkansas St. | 59 51 | | |
| | | | | | | | | | | | | 336 | A | Houston Baptist | 77 65 | | |
| LAST 12 Division I GAMES: | | | | | | | | | | | | | | | | | |
| 213 | A | Appalachian St. | 61 79 | 257 | A | Georgia St. | 35 87 | | | | | | | | | | |
| 260 | A | Coastal Caro. | 48 75 | 322 | H | Arkansas St. | 59 51 | | | | | | | | | | |
| 160 | H | Louisiana | 59 65 | 52 | H | Little Rock | 47 92 | | | | | | | | | | |
| 242 | H | South Ala. | 44 74 | 98 | A | UT Arlington | 59 93 | | | | | | | | | | |
| 115 | H | Troy | 67 94 | 152 | A | Texas St. | 50 63 | | | | | | | | | | |
| 219 | A | Ga. Southern | 65 76 | 257 | H | Georgia St. | 72 63 | | | | | | | | | | |

Non-Div I Games: Centenary (LA) 83 39 LSU-Alexandria 73 61

La.-Monroe

Loss, Non-Conf, S Site, H Home A Away N Neutral

| | | | | | | | | | | |
|-------------------|----------|-----------|----------------|------------|-------------|---------------|------|------|-------|-----------|
| Average RPI Win: | 245 | WON-LOST | WINNING | LAST 10 | STRENGTH OF | OPP. STRENGTH | TEAM | ADJ. | CONF. | ADJ CONF. |
| Average RPI Loss: | 173 | RECORD | PCT. RANK | GAMES | SCHEDULE | OF SCHEDULE | RPI | RPI | RPI | RPI |
| DIV. I ONLY | 3- 26 | 342 | 2- 8 | 127 | 251 | 314 | 314 | 23 | 23 | |
| DIV. I NON-CONF. | 1- 11 | 330 | 0- 0 | 29 | 164 | 226 | 226 | 25 | 25 | |
| TOTALS | RPI 1-25 | RPI 26-50 | W-L RECORDS | RPI 51-100 | RPI 101-150 | RPI 150+ | | | | |
| 3- 26 | 0- 1 | 0- 0 | OVERALL | 0- 5 | 0- 7 | 3- 13 | | | | |
| 1- 11 | 0- 0 | 0- 0 | HOME | 0- 3 | 0- 2 | 1- 6 | | | | |
| 2- 12 | 0- 1 | 0- 0 | AWAY | 0- 1 | 0- 5 | 2- 5 | | | | |
| 0- 3 | 0- 0 | 0- 0 | NEUTRAL | 0- 1 | 0- 0 | 0- 2 | | | | |
| 1- 11 | 0- 1 | 0- 0 | NON-CONFERENCE | 0- 4 | 0- 3 | 1- 3 | | | | |
| 0- 3 | 0- 0 | 0- 0 | HOME | 0- 2 | 0- 0 | 0- 1 | | | | |
| 1- 5 | 0- 1 | 0- 0 | AWAY | 0- 1 | 0- 3 | 1- 0 | | | | |
| 0- 3 | 0- 0 | 0- 0 | NEUTRAL | 0- 1 | 0- 0 | 0- 2 | | | | |
| 2- 15 | 0- 0 | 0- 0 | CONFERENCE | 0- 1 | 0- 4 | 2- 10 | | | | |
| 1- 8 | 0- 0 | 0- 0 | HOME | 0- 1 | 0- 2 | 1- 5 | | | | |
| 1- 7 | 0- 0 | 0- 0 | AWAY | 0- 0 | 0- 2 | 1- 5 | | | | |
| 0- 0 | 0- 0 | 0- 0 | NEUTRAL | 0- 0 | 0- 0 | 0- 0 | | | | |

| RPI 1-25 | | | | RPI 26-50 | | | | RPI 51-100 | | | | RPI 101+ Team's RPI: 314 | | | |
|---------------------------|---|------------|-------|-----------|---|-----------------|-------|------------|---|-----------------|-------|--------------------------|---|-----------------|-------|
| RPI | S | Opponent | Score | RPI | S | Opponent | Score | RPI | S | Opponent | Score | RPI | S | Opponent | Score |
| 12 | A | Louisville | 48 92 | | | | | 61 | H | Bucknell | 65 79 | 114 | A | Rider | 58 76 |
| | | | | | | | | 64 | H | Drexel | 39 81 | 122 | A | Princeton | 27 65 |
| | | | | | | | | 68 | A | St. John's (NY) | 46 64 | 129 | A | Navy | 41 76 |
| | | | | | | | | 74 | H | Penn | 47 64 | 129 | H | Navy | 65 68 |
| | | | | | | | | 84 | N | Chattanooga | 43 68 | 136 | A | Duquesne | 52 67 |
| | | | | | | | | | | | | 147 | A | Army West Point | 73 76 |
| | | | | | | | | | | | | 147 | H | Army West Point | 55 63 |
| | | | | | | | | | | | | 167 | A | La Salle | 56 49 |
| | | | | | | | | | | | | 186 | N | Hampton | 55 58 |
| | | | | | | | | | | | | 194 | A | American | 45 75 |
| | | | | | | | | | | | | 194 | H | American | 52 76 |
| | | | | | | | | | | | | 196 | H | Robert Morris | 51 62 |
| | | | | | | | | | | | | 243 | N | Bowling Green | 42 69 |
| | | | | | | | | | | | | 245 | A | Boston U. | 50 68 |
| | | | | | | | | | | | | 245 | H | Boston U. | 58 75 |
| | | | | | | | | | | | | 270 | A | Colgate | 69 76 |
| | | | | | | | | | | | | 270 | H | Colgate | 90 85 |
| | | | | | | | | | | | | 279 | A | Loyola Maryland | 47 75 |
| | | | | | | | | | | | | 279 | H | Loyola Maryland | 55 60 |
| | | | | | | | | | | | | 295 | A | Lehigh | 60 69 |
| | | | | | | | | | | | | 295 | H | Lehigh | 53 56 |
| | | | | | | | | | | | | 297 | A | Holy Cross | 85 70 |
| | | | | | | | | | | | | 297 | H | Holy Cross | 61 67 |
| LAST 12 Division I GAMES: | | | | | | | | | | | | | | | |
| 270 | H | Colgate | 90 85 | 245 | H | Boston U. | 58 75 | 147 | H | Army West Point | 55 63 | 279 | A | Loyola Maryland | 47 75 |
| 61 | H | Bucknell | 65 79 | 279 | A | Loyola Maryland | 47 75 | 295 | H | Lehigh | 53 56 | 194 | A | American | 45 75 |
| 295 | A | Lehigh | 60 69 | 194 | H | American | 52 76 | 129 | A | Navy | 41 76 | | | | |

Non-Div I Games:

Lafayette

| | | | | | | | | | | |
|-------------------|----------|-----------|----------------|------------|-------------|---------------|------|------|-------|-----------|
| Average RPI Win: | 287 | WON-LOST | WINNING | LAST 10 | STRENGTH OF | OPP. STRENGTH | TEAM | ADJ. | CONF. | ADJ CONF. |
| Average RPI Loss: | 94 | RECORD | PCT. RANK | GAMES | SCHEDULE | OF SCHEDULE | RPI | RPI | RPI | RPI |
| DIV. I ONLY | 16- 6 | 60 | 8- 2 | 328 | 236 | 135 | 135 | 27 | 27 | |
| DIV. I NON-CONF. | 3- 3 | 165 | 0- 0 | 199 | 10 | 130 | 130 | 27 | 27 | |
| TOTALS | RPI 1-25 | RPI 26-50 | W-L RECORDS | RPI 51-100 | RPI 101-150 | RPI 150+ | | | | |
| 16- 6 | 0- 2 | 0- 1 | OVERALL | 0- 1 | 1- 1 | 15- 1 | | | | |
| 10- 0 | 0- 0 | 0- 0 | HOME | 0- 0 | 0- 0 | 10- 0 | | | | |
| 6- 6 | 0- 2 | 0- 1 | AWAY | 0- 1 | 1- 1 | 5- 1 | | | | |
| 0- 0 | 0- 0 | 0- 0 | NEUTRAL | 0- 0 | 0- 0 | 0- 0 | | | | |
| 3- 3 | 0- 2 | 0- 1 | NON-CONFERENCE | 0- 0 | 0- 0 | 3- 0 | | | | |
| 2- 0 | 0- 0 | 0- 0 | HOME | 0- 0 | 0- 0 | 2- 0 | | | | |
| 1- 3 | 0- 2 | 0- 1 | AWAY | 0- 0 | 0- 0 | 1- 0 | | | | |
| 0- 0 | 0- 0 | 0- 0 | NEUTRAL | 0- 0 | 0- 0 | 0- 0 | | | | |
| 13- 3 | 0- 0 | 0- 0 | CONFERENCE | 0- 1 | 1- 1 | 12- 1 | | | | |
| 8- 0 | 0- 0 | 0- 0 | HOME | 0- 0 | 0- 0 | 8- 0 | | | | |
| 5- 3 | 0- 0 | 0- 0 | AWAY | 0- 1 | 1- 1 | 4- 1 | | | | |
| 0- 0 | 0- 0 | 0- 0 | NEUTRAL | 0- 0 | 0- 0 | 0- 0 | | | | |

| RPI 1-25 | | | | RPI 26-50 | | | | RPI 51-100 | | | | RPI 101+ Team's RPI: 135 | | | |
|---------------------------|---|--------------------|-------|-----------|---|--------------------|-------|------------|---|----------|-------|--------------------------|---|--------------------|-------|
| RPI | S | Opponent | Score | RPI | S | Opponent | Score | RPI | S | Opponent | Score | RPI | S | Opponent | Score |
| 5 | A | Oregon St. | 56 88 | 37 | A | Oregon | 67 84 | 97 | A | SFA | 66 74 | 101 | A | Abilene Christian | 59 77 |
| 19 | A | Kansas St. | 43 68 | | | | | | | | | 107 | A | Central Ark. | 70 56 |
| | | | | | | | | | | | | 214 | A | New Orleans | 66 55 |
| | | | | | | | | | | | | 214 | H | New Orleans | 73 42 |
| | | | | | | | | | | | | 258 | A | Canisius | 65 51 |
| | | | | | | | | | | | | 288 | A | A&M-Corpus Christi | 74 63 |
| | | | | | | | | | | | | 288 | H | A&M-Corpus Christi | 65 49 |
| | | | | | | | | | | | | 289 | H | McNeese | 79 57 |
| | | | | | | | | | | | | 306 | A | Nicholls St. | 67 78 |
| | | | | | | | | | | | | 307 | H | Northwestern St. | 73 60 |
| | | | | | | | | | | | | 308 | H | Northern Ariz. | 75 60 |
| | | | | | | | | | | | | 319 | H | Loyola Chicago | 76 50 |
| | | | | | | | | | | | | 327 | H | Southeastern La. | 86 68 |
| | | | | | | | | | | | | 331 | H | Incarinate Word | 83 54 |
| | | | | | | | | | | | | 336 | A | Houston Baptist | 81 53 |
| | | | | | | | | | | | | 336 | H | Houston Baptist | 74 22 |
| | | | | | | | | | | | | 338 | A | Sam Houston St. | 70 44 |
| | | | | | | | | | | | | 338 | H | Sam Houston St. | 84 51 |
| LAST 12 Division I GAMES: | | | | | | | | | | | | | | | |
| 336 | H | Houston Baptist | 74 22 | 214 | A | New Orleans | 66 55 | | | | | | | | |
| 288 | A | A&M-Corpus Christi | 74 63 | 307 | H | Northwestern St. | 73 60 | | | | | | | | |
| 336 | A | Houston Baptist | 81 53 | 288 | H | A&M-Corpus Christi | 65 49 | | | | | | | | |
| 97 | A | SFA | 66 74 | 306 | A | Nicholls St. | 67 78 | | | | | | | | |
| 338 | H | Sam Houston St. | 84 51 | 338 | A | Sam Houston St. | 70 44 | | | | | | | | |
| 289 | H | McNeese | 79 57 | 101 | A | Abilene Christian | 59 77 | | | | | | | | |

Non-Div I Games: St. Thomas (TX) 95 49 Louisiana Col. 94 55 Howard Payne 93 56 Southwestern (TX) 87 41

Lamar University

Loss, Non-Conf, S Site, H Home A Away N Neutral

| | | | | | | | | | | |
|-------------------|----------|-----------|----------------|------------|-------------|---------------|------|------|-------|-----------|
| Average RPI Win: | 293 | WON-LOST | WINNING | LAST 10 | STRENGTH OF | OPP. STRENGTH | TEAM | ADJ. | CONF. | ADJ CONF. |
| Average RPI Loss: | 171 | RECORD | PCT. RANK | GAMES | SCHEDULE | OF SCHEDULE | RPI | RPI | RPI | RPI |
| DIV. I ONLY | 8- 19 | 276 | 4- 6 | 225 | 301 | 295 | 295 | 23 | 23 | |
| DIV. I NON-CONF. | 4- 6 | 209 | 0- 0 | 196 | 337 | 255 | 255 | 25 | 25 | |
| TOTALS | RPI 1-25 | RPI 26-50 | W-L RECORDS | RPI 51-100 | RPI 101-150 | RPI 150+ | | | | |
| 8- 19 | 0- 0 | 0- 0 | OVERALL | 0- 4 | 0- 6 | 8- 9 | | | | |
| 6- 8 | 0- 0 | 0- 0 | HOME | 0- 1 | 0- 3 | 6- 4 | | | | |
| 2- 11 | 0- 0 | 0- 0 | AWAY | 0- 3 | 0- 3 | 2- 5 | | | | |
| 0- 0 | 0- 0 | 0- 0 | NEUTRAL | 0- 0 | 0- 0 | 0- 0 | | | | |
| 4- 6 | 0- 0 | 0- 0 | NON-CONFERENCE | 0- 2 | 0- 2 | 4- 2 | | | | |
| 3- 3 | 0- 0 | 0- 0 | HOME | 0- 0 | 0- 1 | 3- 2 | | | | |
| 1- 3 | 0- 0 | 0- 0 | AWAY | 0- 2 | 0- 1 | 1- 0 | | | | |
| 0- 0 | 0- 0 | 0- 0 | NEUTRAL | 0- 0 | 0- 0 | 0- 0 | | | | |
| 4- 13 | 0- 0 | 0- 0 | CONFERENCE | 0- 2 | 0- 4 | 4- 7 | | | | |
| 3- 5 | 0- 0 | 0- 0 | HOME | 0- 1 | 0- 2 | 3- 2 | | | | |
| 1- 8 | 0- 0 | 0- 0 | AWAY | 0- 1 | 0- 2 | 1- 5 | | | | |
| 0- 0 | 0- 0 | 0- 0 | NEUTRAL | 0- 0 | 0- 0 | 0- 0 | | | | |

| RPI S | Opponent | Score | RPI S | Opponent | Score | RPI S | Opponent | Score | RPI S | Opponent | Score | Team's RPI: 295 |
|---------------------------|----------|-------|-------|-------------------|-------|-------|--------------|-------------------|-------|-------------------|-------|-----------------|
| | | | | | | 56 | A Villanova | 37 59 | 114 | H Rider | 68 75 | |
| | | | | | | 58 | A California | 63 96 | 129 | A Navy | 44 79 | |
| | | | | | | 61 | A Bucknell | 54 73 | 129 | H Navy | 64 66 | |
| | | | | | | 61 | H Bucknell | 58 77 | 136 | A Duquesne | 49 63 | |
| | | | | | | | | | 147 | A Army West Point | 52 70 | |
| | | | | | | | | | 147 | H Army West Point | 71 75 | |
| | | | | | | | | | 193 | H Sacred Heart | 68 62 | |
| | | | | | | | | | 194 | A American | 51 68 | |
| | | | | | | | | | 194 | H American | 58 70 | |
| | | | | | | | | | 217 | H Monmouth | 62 73 | |
| | | | | | | | | | 245 | A Boston U. | 50 64 | |
| | | | | | | | | | 245 | H Boston U. | 64 69 | |
| | | | | | | | | | 270 | A Colgate | 70 75 | |
| | | | | | | | | | 277 | H Norfolk St. | 57 81 | |
| | | | | | | | | | 279 | A Loyola Maryland | 58 62 | |
| | | | | | | | | | 279 | H Loyola Maryland | 86 69 | |
| | | | | | | | | | 282 | A Mt. St. Mary's | 74 57 | |
| | | | | | | | | | 297 | A Holy Cross | 47 65 | |
| | | | | | | | | | 297 | H Holy Cross | 80 64 | |
| | | | | | | | | | 313 | H NJIT | 84 52 | |
| | | | | | | | | | 314 | A Lafayette | 56 53 | |
| | | | | | | | | | 314 | H Lafayette | 69 60 | |
| | | | | | | | | | 348 | H Delaware St. | 91 80 | |
| LAST 12 Division I GAMES: | | | | | | | | | | | | |
| | | | 147 | A Army West Point | 52 70 | | 194 | H American | 58 70 | | | |
| | | | 270 | A Colgate | 70 75 | | 279 | H Loyola Maryland | 86 69 | | | |
| | | | 314 | H Lafayette | 69 60 | | 245 | A Boston U. | 50 64 | | | |
| | | | 129 | A Navy | 44 79 | | 314 | A Lafayette | 56 53 | | | |
| | | | 297 | H Holy Cross | 80 64 | | 129 | H Navy | 64 66 | | | |
| | | | 61 | A Bucknell | 54 73 | | 297 | A Holy Cross | 47 65 | | | |

Non-Div I Games: East Stroudsburg 78 72

Lehigh

■ Loss,
 ■ Non-Conf,
 ■ S Site,
 ■ H Home
 ■ A Away
 N Neutral

| Average RPI Win: | 272 | WON-LOST | WINNING | LAST 10 | STRENGTH OF | OPP. STRENGTH | TEAM | ADJ. | CONF. | ADJ CONF. |
|-------------------|----------|-----------|----------------|------------|-------------|---------------|------|------|-------|-----------|
| Average RPI Loss: | 174 | RECORD | PCT. RANK | GAMES | SCHEDULE | OF SCHEDULE | RPI | RPI | RPI | RPI |
| DIV. I ONLY | 11- 15 | 223 | 7- 3 | 219 | 307 | 235 | 235 | 28 | 28 | |
| DIV. I NON-CONF. | 0- 10 | 335 | 0- 0 | 54 | 214 | 304 | 304 | 28 | 28 | |
| TOTALS | RPI 1-25 | RPI 26-50 | W-L RECORDS | RPI 51-100 | RPI 101-150 | RPI 150+ | | | | |
| 11- 15 | 0- 1 | 0- 2 | OVERALL | 0- 0 | 1- 3 | 10- 9 | | | | |
| 7- 3 | 0- 1 | 0- 1 | HOME | 0- 0 | 1- 0 | 6- 1 | | | | |
| 4- 8 | 0- 0 | 0- 0 | AWAY | 0- 0 | 0- 2 | 4- 6 | | | | |
| 0- 4 | 0- 0 | 0- 1 | NEUTRAL | 0- 0 | 0- 1 | 0- 2 | | | | |
| 0- 10 | 0- 1 | 0- 2 | NON-CONFERENCE | 0- 0 | 0- 2 | 0- 5 | | | | |
| 0- 3 | 0- 1 | 0- 1 | HOME | 0- 0 | 0- 0 | 0- 1 | | | | |
| 0- 3 | 0- 0 | 0- 0 | AWAY | 0- 0 | 0- 1 | 0- 2 | | | | |
| 0- 4 | 0- 0 | 0- 1 | NEUTRAL | 0- 0 | 0- 1 | 0- 2 | | | | |
| 11- 5 | 0- 0 | 0- 0 | CONFERENCE | 0- 0 | 1- 1 | 10- 4 | | | | |
| 7- 0 | 0- 0 | 0- 0 | HOME | 0- 0 | 1- 0 | 6- 0 | | | | |
| 4- 5 | 0- 0 | 0- 0 | AWAY | 0- 0 | 0- 1 | 4- 4 | | | | |
| 0- 0 | 0- 0 | 0- 0 | NEUTRAL | 0- 0 | 0- 0 | 0- 0 | | | | |

| RPI 1-25 | | | | RPI 26-50 | | | | RPI 51-100 | | | | RPI 101+ Team's RPI: 235 | | | |
|---------------------------|---|----------------|-------|-----------|---|---------------|-------|------------|---|----------|-------|--------------------------|---|-----------------|-------|
| RPI | S | Opponent | Score | RPI | S | Opponent | Score | RPI | S | Opponent | Score | RPI | S | Opponent | Score |
| 8 | H | Duke | 38 98 | 32 | H | James Madison | 48 62 | | | | | 107 | N | Central Ark. | 41 61 |
| | | | | 45 | N | Dayton | 53 82 | | | | | 129 | A | Navy | 66 67 |
| | | | | | | | | | | | | 131 | A | Radford | 68 76 |
| | | | | | | | | | | | | 131 | H | Radford | 49 48 |
| | | | | | | | | | | | | 191 | A | UTSA | 64 80 |
| | | | | | | | | | | | | 192 | A | Campbell | 58 52 |
| | | | | | | | | | | | | 207 | N | UMBC | 51 62 |
| | | | | | | | | | | | | 213 | H | Appalachian St. | 57 66 |
| | | | | | | | | | | | | 225 | N | Richmond | 54 63 |
| | | | | | | | | | | | | 229 | A | Presbyterian | 55 56 |
| | | | | | | | | | | | | 229 | H | Presbyterian | 68 60 |
| | | | | | | | | | | | | 236 | A | High Point | 69 78 |
| | | | | | | | | | | | | 236 | H | High Point | 81 74 |
| | | | | | | | | | | | | 254 | A | UNC Asheville | 54 64 |
| | | | | | | | | | | | | 266 | A | Charleston So. | 81 72 |
| | | | | | | | | | | | | 266 | H | Charleston So. | 67 56 |
| | | | | | | | | | | | | 301 | A | Valparaiso | 68 70 |
| | | | | | | | | | | | | 304 | A | Gardner-Webb | 82 84 |
| | | | | | | | | | | | | 304 | H | Gardner-Webb | 66 63 |
| | | | | | | | | | | | | 339 | A | Winthrop | 78 63 |
| | | | | | | | | | | | | 339 | H | Winthrop | 80 51 |
| | | | | | | | | | | | | 344 | A | Longwood | 71 38 |
| | | | | | | | | | | | | 344 | H | Longwood | 92 47 |
| LAST 12 Division I GAMES: | | | | | | | | | | | | | | | |
| 339 | A | Winthrop | 78 63 | 304 | H | Gardner-Webb | 66 63 | | | | | | | | |
| 344 | A | Longwood | 71 38 | 192 | A | Campbell | 58 52 | | | | | | | | |
| 266 | H | Charleston So. | 67 56 | 339 | H | Winthrop | 80 51 | | | | | | | | |
| 236 | A | High Point | 69 78 | 131 | A | Radford | 68 76 | | | | | | | | |
| 229 | A | Presbyterian | 55 56 | 254 | A | UNC Asheville | 54 64 | | | | | | | | |
| 131 | H | Radford | 49 48 | 344 | H | Longwood | 92 47 | | | | | | | | |

Non-Div I Games: West Liberty 64 38

Liberty

■ Loss,
■ Non-Conf,
■ S Site,
■ H Home
■ A Away
N Neutral

| | | | | | | | | | |
|------------------------------|----------|-----------|----------------|-------------|---------------|----------|------|-------|-----------|
| Average RPI Win: 258 | WON-LOST | WINNING | LAST 10 | STRENGTH OF | OPP. STRENGTH | TEAM | ADJ. | CONF. | ADJ CONF. |
| Average RPI Loss: 182 | RECORD | PCT. RANK | GAMES | SCHEDULE | OF SCHEDULE | RPI | RPI | RPI | RPI |
| DIV. I ONLY | 5- 23 | 323 | 2- 8 | 135 | 297 | 296 | 296 | 25 | 25 |
| DIV. I NON-CONF. | 2- 12 | 310 | 0- 0 | 84 | 313 | 266 | 266 | 24 | 24 |
| TOTALS | RPI 1-25 | RPI 26-50 | W-L RECORDS | RPI 51-100 | RPI 101-150 | RPI 150+ | | | |
| 5- 23 | 0- 0 | 0- 1 | OVERALL | 0- 5 | 1- 6 | 4- 11 | | | |
| 3- 9 | 0- 0 | 0- 0 | HOME | 0- 2 | 0- 3 | 3- 4 | | | |
| 2- 14 | 0- 0 | 0- 0 | AWAY | 0- 1 | 1- 0 | 1- 1 | | | |
| 0- 0 | 0- 0 | 0- 0 | NEUTRAL | 0- 0 | 0- 0 | 0- 0 | | | |
| 2- 12 | 0- 0 | 0- 1 | NON-CONFERENCE | 0- 1 | 1- 4 | 1- 6 | | | |
| 1- 4 | 0- 0 | 0- 0 | HOME | 0- 0 | 0- 2 | 1- 2 | | | |
| 1- 8 | 0- 0 | 0- 1 | AWAY | 0- 1 | 1- 2 | 0- 4 | | | |
| 0- 0 | 0- 0 | 0- 0 | NEUTRAL | 0- 0 | 0- 0 | 0- 0 | | | |
| 3- 11 | 0- 0 | 0- 0 | CONFERENCE | 0- 4 | 0- 2 | 3- 5 | | | |
| 2- 5 | 0- 0 | 0- 0 | HOME | 0- 2 | 0- 1 | 2- 2 | | | |
| 1- 6 | 0- 0 | 0- 0 | AWAY | 0- 2 | 0- 1 | 1- 3 | | | |
| 0- 0 | 0- 0 | 0- 0 | NEUTRAL | 0- 0 | 0- 0 | 0- 0 | | | |

| RPI S | Opponent | Score | RPI S | Opponent | Score | RPI S | Opponent | Score | RPI S | Opponent | Score | Team's RPI: 296 |
|---------------------------|-----------------|-------|-------|-----------------|--------|-------|---------------------|-------|-------|----------|-------|-----------------|
| 46 | A Western Ky. | 35 87 | 60 | A Belmont | 62 100 | 103 | H Saint Louis | 38 83 | | | | |
| | | | 95 | A Jacksonville | 60 84 | 106 | A FGCU | 50 98 | | | | |
| | | | 95 | H Jacksonville | 67 73 | 106 | H FGCU | 63 90 | | | | |
| | | | 99 | A Stetson | 60 66 | 110 | A Ball St. | 78 74 | | | | |
| | | | 99 | H Stetson | 66 91 | 122 | H Princeton | 43 71 | | | | |
| | | | | | | 123 | A Ole Miss | 49 76 | | | | |
| | | | | | | 130 | A Alabama | 35 82 | | | | |
| | | | | | | 169 | A Morehead St. | 53 73 | | | | |
| | | | | | | 252 | H Tennessee St. | 71 77 | | | | |
| | | | | | | 264 | A Murray St. | 59 79 | | | | |
| | | | | | | 266 | H Charleston So. | 52 67 | | | | |
| | | | | | | 273 | A Southeast Mo. St. | 63 79 | | | | |
| | | | | | | 274 | A Kennesaw St. | 69 96 | | | | |
| | | | | | | 274 | H Kennesaw St. | 55 70 | | | | |
| | | | | | | 275 | H Tennessee Tech | 71 69 | | | | |
| | | | | | | 279 | A Loyola Maryland | 30 74 | | | | |
| | | | | | | 291 | A North Florida | 60 58 | | | | |
| | | | | | | 291 | H North Florida | 66 62 | | | | |
| | | | | | | 313 | A NJIT | 68 76 | | | | |
| | | | | | | 313 | H NJIT | 53 76 | | | | |
| | | | | | | 321 | A USC Upstate | 75 89 | | | | |
| | | | | | | 321 | H USC Upstate | 84 77 | | | | |
| LAST 12 Division I GAMES: | | | | | | | | | | | | |
| 274 | A Kennesaw St. | 69 96 | 313 | H NJIT | 53 76 | | | | | | | |
| 291 | H North Florida | 66 62 | 321 | H USC Upstate | 84 77 | | | | | | | |
| 95 | H Jacksonville | 67 73 | 313 | A NJIT | 68 76 | | | | | | | |
| 106 | A FGCU | 50 98 | 95 | A Jacksonville | 60 84 | | | | | | | |
| 99 | A Stetson | 60 66 | 291 | A North Florida | 60 58 | | | | | | | |
| 321 | A USC Upstate | 75 89 | 99 | H Stetson | 66 91 | | | | | | | |

Non-Div I Games: Anderson (SC) 66 59

Lipscomb

■ Loss,
 ■ Non-Conf, S Site,
 ■ Home
 ■ Away
 N Neutral

Little Rock

Through Games Of Feb. 25, 2017

| Average RPI Win: | 211 | WON-LOST | WINNING | LAST 10 | STRENGTH OF | OPP. STRENGTH | TEAM | ADJ. | CONF. | ADJ CONF. |
|-------------------|----------|-----------|----------------|------------|-------------|---------------|------|------|-------|-----------|
| Average RPI Loss: | 52 | RECORD | PCT. RANK | GAMES | SCHEDULE | OF SCHEDULE | RPI | RPI | RPI | RPI |
| DIV. I ONLY | 21- 7 | 41 | 6- 2 | 117 | 142 | 52 | 52 | 21 | 21 | |
| DIV. I NON-CONF. | 6- 6 | 165 | 0- 1 | 21 | 16 | 58 | 58 | 19 | 19 | |
| TOTALS | RPI 1-25 | RPI 26-50 | W-L RECORDS | RPI 51-100 | RPI 101-150 | RPI 150+ | | | | |
| 21- 7 | 0- 3 | 0- 2 | OVERALL | 1- 0 | 2- 1 | 18- 1 | | | | |
| 12- 2 | 0- 2 | 0- 0 | HOME | 0- 0 | 2- 0 | 10- 0 | | | | |
| 9- 5 | 0- 1 | 0- 2 | AWAY | 1- 0 | 0- 1 | 8- 1 | | | | |
| 0- 0 | 0- 0 | 0- 0 | NEUTRAL | 0- 0 | 0- 0 | 0- 0 | | | | |
| 6- 6 | 0- 3 | 0- 2 | NON-CONFERENCE | 0- 0 | 1- 1 | 5- 0 | | | | |
| 3- 2 | 0- 2 | 0- 0 | HOME | 0- 0 | 1- 0 | 2- 0 | | | | |
| 3- 4 | 0- 1 | 0- 2 | AWAY | 0- 0 | 0- 1 | 3- 0 | | | | |
| 0- 0 | 0- 0 | 0- 0 | NEUTRAL | 0- 0 | 0- 0 | 0- 0 | | | | |
| 15- 1 | 0- 0 | 0- 0 | CONFERENCE | 1- 0 | 1- 0 | 13- 1 | | | | |
| 9- 0 | 0- 0 | 0- 0 | HOME | 0- 0 | 1- 0 | 8- 0 | | | | |
| 6- 1 | 0- 0 | 0- 0 | AWAY | 1- 0 | 0- 0 | 5- 1 | | | | |
| 0- 0 | 0- 0 | 0- 0 | NEUTRAL | 0- 0 | 0- 0 | 0- 0 | | | | |

| RPI S | Opponent | Score | RPI S | Opponent | Score | RPI S | Opponent | Score | RPI S | Opponent | Score |
|---------------------------|-------------------|-------|-------|-------------------|-------|-------|----------------|-------|-------|-------------------|-------|
| 3 | H Mississippi St. | 44 58 | 27 | A Green Bay | 31 57 | 98 | A UT Arlington | 58 49 | 103 | H Saint Louis | 56 43 |
| 15 | A Oklahoma | 58 68 | 33 | A LSU | 49 69 | | | | 113 | A Fordham | 43 65 |
| 24 | H Texas A&M | 37 55 | | | | | | | 115 | H Troy | 77 74 |
| | | | | | | | | | 152 | A Texas St. | 47 64 |
| | | | | | | | | | 154 | H Oral Roberts | 56 50 |
| | | | | | | | | | 155 | A Memphis | 54 44 |
| | | | | | | | | | 156 | A Missouri St. | 58 47 |
| | | | | | | | | | 160 | A Louisiana | 82 64 |
| | | | | | | | | | 160 | H Louisiana | 64 60 |
| | | | | | | | | | 164 | A Tulsa | 63 58 |
| | | | | | | | | | 183 | H North Texas | 55 44 |
| | | | | | | | | | 213 | A Appalachian St. | 77 69 |
| | | | | | | | | | 213 | H Appalachian St. | 67 55 |
| | | | | | | | | | 219 | H Ga. Southern | 57 41 |
| | | | | | | | | | 242 | H South Ala. | 71 54 |
| | | | | | | | | | 257 | H Georgia St. | 52 45 |
| | | | | | | | | | 260 | A Coastal Caro. | 74 66 |
| | | | | | | | | | 260 | H Coastal Caro. | 79 47 |
| | | | | | | | | | 322 | A Arkansas St. | 60 35 |
| | | | | | | | | | 322 | H Arkansas St. | 73 59 |
| | | | | | | | | | 334 | A La.-Monroe | 92 47 |
| | | | | | | | | | 334 | H La.-Monroe | 78 34 |
| LAST 12 Division I GAMES: | | | | | | | | | | | |
| 113 | A Fordham | 43 65 | 260 | H Coastal Caro. | 79 47 | | | | | | |
| 257 | H Georgia St. | 52 45 | 213 | H Appalachian St. | 67 55 | | | | | | |
| 219 | H Ga. Southern | 57 41 | 160 | A Louisiana | 82 64 | | | | | | |
| 322 | A Arkansas St. | 60 35 | 334 | A La.-Monroe | 92 47 | | | | | | |
| 152 | A Texas St. | 47 64 | 242 | H South Ala. | 71 54 | | | | | | |
| 98 | A UT Arlington | 58 49 | 115 | H Troy | 77 74 | | | | | | |

Non-Div I Games:

Little Rock

Loss, Non-Conf, S Site, H Home A Away N Neutral

| | | | | | | | | | | |
|-------------------|----------|-----------|----------------|------------|-------------|---------------|------|------|-------|-----------|
| Average RPI Win: | 226 | WON-LOST | WINNING | LAST 10 | STRENGTH OF | OPP. STRENGTH | TEAM | ADJ. | CONF. | ADJ CONF. |
| Average RPI Loss: | 118 | RECORD | PCT. RANK | GAMES | SCHEDULE | OF SCHEDULE | RPI | RPI | RPI | RPI |
| DIV. I ONLY | 19- 9 | 81 | 8- 2 | 229 | 176 | 121 | 121 | 24 | 24 | |
| DIV. I NON-CONF. | 8- 6 | 141 | 0- 0 | 141 | 70 | 105 | 105 | 23 | 23 | |
| TOTALS | RPI 1-25 | RPI 26-50 | W-L RECORDS | RPI 51-100 | RPI 101-150 | RPI 150+ | | | | |
| 19- 9 | 0- 1 | 1- 1 | OVERALL | 2- 3 | 0- 1 | 16- 3 | | | | |
| 10- 1 | 0- 1 | 0- 0 | HOME | 1- 0 | 0- 0 | 9- 0 | | | | |
| 7- 5 | 0- 0 | 0- 0 | AWAY | 1- 1 | 0- 1 | 6- 3 | | | | |
| 2- 3 | 0- 0 | 1- 1 | NEUTRAL | 0- 2 | 0- 0 | 1- 0 | | | | |
| 8- 6 | 0- 1 | 1- 1 | NON-CONFERENCE | 0- 3 | 0- 1 | 7- 0 | | | | |
| 3- 1 | 0- 1 | 0- 0 | HOME | 0- 0 | 0- 0 | 3- 0 | | | | |
| 3- 2 | 0- 0 | 0- 0 | AWAY | 0- 1 | 0- 1 | 3- 0 | | | | |
| 2- 3 | 0- 0 | 1- 1 | NEUTRAL | 0- 2 | 0- 0 | 1- 0 | | | | |
| 11- 3 | 0- 0 | 0- 0 | CONFERENCE | 2- 0 | 0- 0 | 9- 3 | | | | |
| 7- 0 | 0- 0 | 0- 0 | HOME | 1- 0 | 0- 0 | 6- 0 | | | | |
| 4- 3 | 0- 0 | 0- 0 | AWAY | 1- 0 | 0- 0 | 3- 3 | | | | |
| 0- 0 | 0- 0 | 0- 0 | NEUTRAL | 0- 0 | 0- 0 | 0- 0 | | | | |

| RPI 1-25 | | | | RPI 26-50 | | | | RPI 51-100 | | | | RPI 101+ Team's RPI: 121 | | | |
|---------------------------|---|-------------------|-------|-----------|---|-------------------|-------|------------|---|---------------------|-------|--------------------------|---|-------------------|-------|
| RPI | S | Opponent | Score | RPI | S | Opponent | Score | RPI | S | Opponent | Score | RPI | S | Opponent | Score |
| 8 | H | Duke | 46 83 | 35 | N | South Fla. | 73 68 | 65 | N | Oklahoma St. | 57 63 | 140 | A | San Francisco | 71 73 |
| | | | | 43 | N | Quinnipiac | 60 63 | 67 | A | Southern California | 74 82 | 166 | A | CSUN | 56 63 |
| | | | | | | | | 80 | N | Florida | 53 83 | 171 | H | Houston | 65 55 |
| | | | | | | | | 96 | A | UC Davis | 64 51 | 172 | H | Columbia | 73 60 |
| | | | | | | | | 96 | H | UC Davis | 64 62 | 175 | A | UC Riverside | 73 66 |
| | | | | | | | | | | | | 175 | H | UC Riverside | 55 51 |
| | | | | | | | | | | | | 205 | A | Loyola Marymount | 81 78 |
| | | | | | | | | | | | | 233 | A | UC Santa Barbara | 60 65 |
| | | | | | | | | | | | | 233 | H | UC Santa Barbara | 59 45 |
| | | | | | | | | | | | | 245 | N | Boston U. | 61 48 |
| | | | | | | | | | | | | 251 | H | Pacific | 66 58 |
| | | | | | | | | | | | | 256 | A | Cal Poly | 67 69 |
| | | | | | | | | | | | | 256 | H | Cal Poly | 83 80 |
| | | | | | | | | | | | | 258 | H | Hawaii | 68 57 |
| | | | | | | | | | | | | 287 | A | Nevada | 97 93 |
| | | | | | | | | | | | | 303 | A | Pepperdine | 44 41 |
| | | | | | | | | | | | | 324 | A | UC Irvine | 68 63 |
| | | | | | | | | | | | | 324 | H | UC Irvine | 87 74 |
| | | | | | | | | | | | | 346 | A | Cal St. Fullerton | 65 48 |
| | | | | | | | | | | | | 346 | H | Cal St. Fullerton | 84 55 |
| LAST 12 Division I GAMES: | | | | | | | | | | | | | | | |
| 324 | H | UC Irvine | 87 74 | 166 | A | CSUN | 56 63 | | | | | | | | |
| 175 | A | UC Riverside | 73 66 | 175 | H | UC Riverside | 55 51 | | | | | | | | |
| 233 | H | UC Santa Barbara | 59 45 | 346 | A | Cal St. Fullerton | 65 48 | | | | | | | | |
| 256 | A | Cal Poly | 67 69 | 96 | H | UC Davis | 64 62 | | | | | | | | |
| 346 | H | Cal St. Fullerton | 84 55 | 233 | A | UC Santa Barbara | 60 65 | | | | | | | | |
| 324 | A | UC Irvine | 68 63 | 256 | H | Cal Poly | 83 80 | | | | | | | | |

Non-Div I Games: Biola 76 48

Long Beach St.

■ Loss,
 ■ Non-Conf,
 ■ S Site,
 ■ H Home
 ■ A Away
 N Neutral

| | | | | | | | | | | |
|-------------------|----------|-----------|----------------|------------|-------------|---------------|------|------|-------|-----------|
| Average RPI Win: | 343 | WON-LOST | WINNING | LAST 10 | STRENGTH OF | OPP. STRENGTH | TEAM | ADJ. | CONF. | ADJ CONF. |
| Average RPI Loss: | 212 | RECORD | PCT. RANK | GAMES | SCHEDULE | OF SCHEDULE | RPI | RPI | RPI | RPI |
| DIV. I ONLY | 3- 22 | 333 | 1- 9 | 297 | 334 | 344 | 344 | 28 | 28 | |
| DIV. I NON-CONF. | 2- 7 | 284 | 0- 0 | 235 | 317 | 295 | 295 | 28 | 28 | |
| TOTALS | RPI 1-25 | RPI 26-50 | W-L RECORDS | RPI 51-100 | RPI 101-150 | RPI 150+ | | | | |
| 3- 22 | 0- 1 | 0- 1 | OVERALL | 0- 1 | 0- 3 | 3- 16 | | | | |
| 2- 8 | 0- 0 | 0- 0 | HOME | 0- 0 | 0- 1 | 2- 7 | | | | |
| 1- 14 | 0- 0 | 0- 0 | AWAY | 0- 1 | 0- 1 | 1- 3 | | | | |
| 0- 0 | 0- 0 | 0- 0 | NEUTRAL | 0- 0 | 0- 0 | 0- 0 | | | | |
| 2- 7 | 0- 1 | 0- 1 | NON-CONFERENCE | 0- 1 | 0- 1 | 2- 3 | | | | |
| 1- 1 | 0- 0 | 0- 0 | HOME | 0- 0 | 0- 0 | 1- 1 | | | | |
| 1- 6 | 0- 1 | 0- 1 | AWAY | 0- 1 | 0- 1 | 1- 2 | | | | |
| 0- 0 | 0- 0 | 0- 0 | NEUTRAL | 0- 0 | 0- 0 | 0- 0 | | | | |
| 1- 15 | 0- 0 | 0- 0 | CONFERENCE | 0- 0 | 0- 2 | 1- 13 | | | | |
| 1- 7 | 0- 0 | 0- 0 | HOME | 0- 0 | 0- 1 | 1- 6 | | | | |
| 0- 8 | 0- 0 | 0- 0 | AWAY | 0- 0 | 0- 1 | 0- 7 | | | | |
| 0- 0 | 0- 0 | 0- 0 | NEUTRAL | 0- 0 | 0- 0 | 0- 0 | | | | |

| RPI 1-25 | | | | RPI 26-50 | | | | RPI 51-100 | | | | RPI 101+ Team's RPI: 344 | | | |
|---------------------------|---|----------------|--------|-----------|---|----------------|-------|------------|---|---------------|--------|--------------------------|---|---------------------|-------|
| RPI | S | Opponent | Score | RPI | S | Opponent | Score | RPI | S | Opponent | Score | RPI | S | Opponent | Score |
| 8 | A | Duke | 48 105 | 36 | A | Marquette | 37 87 | 59 | A | West Virginia | 40 107 | 116 | A | Charlotte | 41 66 |
| | | | | | | | | | | | | 131 | A | Radford | 55 73 |
| | | | | | | | | | | | | 131 | H | Radford | 34 74 |
| | | | | | | | | | | | | 192 | A | Campbell | 50 74 |
| | | | | | | | | | | | | 192 | H | Campbell | 54 66 |
| | | | | | | | | | | | | 229 | A | Presbyterian | 55 65 |
| | | | | | | | | | | | | 235 | A | Liberty | 47 92 |
| | | | | | | | | | | | | 235 | H | Liberty | 38 71 |
| | | | | | | | | | | | | 236 | H | High Point | 49 80 |
| | | | | | | | | | | | | 254 | A | UNC Asheville | 53 84 |
| | | | | | | | | | | | | 254 | H | UNC Asheville | 53 80 |
| | | | | | | | | | | | | 261 | A | Marshall | 50 70 |
| | | | | | | | | | | | | 266 | A | Charleston So. | 63 71 |
| | | | | | | | | | | | | 266 | H | Charleston So. | 47 62 |
| | | | | | | | | | | | | 277 | H | Norfolk St. | 56 85 |
| | | | | | | | | | | | | 304 | A | Gardner-Webb | 55 89 |
| | | | | | | | | | | | | 304 | H | Gardner-Webb | 43 77 |
| | | | | | | | | | | | | 339 | A | Winthrop | 72 78 |
| | | | | | | | | | | | | 339 | H | Winthrop | 83 78 |
| | | | | | | | | | | | | 341 | A | Fairleigh Dickinson | 59 75 |
| | | | | | | | | | | | | 343 | A | UMass Lowell | 72 59 |
| | | | | | | | | | | | | 348 | H | Delaware St. | 88 77 |
| LAST 12 Division I GAMES: | | | | | | | | | | | | | | | |
| 266 | A | Charleston So. | 63 71 | 192 | A | Campbell | 50 74 | | | | | | | | |
| 235 | H | Liberty | 38 71 | 236 | H | High Point | 49 80 | | | | | | | | |
| 254 | A | UNC Asheville | 53 84 | 266 | H | Charleston So. | 47 62 | | | | | | | | |
| 131 | H | Radford | 34 74 | 339 | A | Winthrop | 72 78 | | | | | | | | |
| 339 | H | Winthrop | 83 78 | 192 | H | Campbell | 54 66 | | | | | | | | |
| 304 | A | Gardner-Webb | 55 89 | 235 | A | Liberty | 47 92 | | | | | | | | |

Non-Div I Games: West Va. Tech 58 76 Milligan 71 47

Longwood

Loss, Non-Conf, S Site, H Home A Away N Neutral

| | | | | | | | | | | |
|-------------------|----------|-----------|----------------|------------|-------------|---------------|------|------|-------|-----------|
| Average RPI Win: | 261 | WON-LOST | WINNING | LAST 10 | STRENGTH OF | OPP. STRENGTH | TEAM | ADJ. | CONF. | ADJ CONF. |
| Average RPI Loss: | 126 | RECORD | PCT. RANK | GAMES | SCHEDULE | OF SCHEDULE | RPI | RPI | RPI | RPI |
| DIV. I ONLY | 14- 9 | 113 | 6- 4 | 267 | 230 | 160 | 160 | 21 | 21 | |
| DIV. I NON-CONF. | 4- 3 | 141 | 0- 0 | 178 | 194 | 159 | 159 | 19 | 19 | |
| TOTALS | RPI 1-25 | RPI 26-50 | W-L RECORDS | RPI 51-100 | RPI 101-150 | RPI 150+ | | | | |
| 14- 9 | 0- 1 | 0- 0 | OVERALL | 0- 3 | 2- 1 | 12- 4 | | | | |
| 8- 2 | 0- 0 | 0- 0 | HOME | 0- 1 | 2- 0 | 6- 1 | | | | |
| 5- 6 | 0- 0 | 0- 0 | AWAY | 0- 1 | 0- 1 | 5- 1 | | | | |
| 1- 1 | 0- 1 | 0- 0 | NEUTRAL | 0- 0 | 0- 0 | 1- 0 | | | | |
| 4- 3 | 0- 1 | 0- 0 | NON-CONFERENCE | 0- 0 | 1- 1 | 3- 1 | | | | |
| 2- 1 | 0- 0 | 0- 0 | HOME | 0- 0 | 1- 0 | 1- 1 | | | | |
| 1- 1 | 0- 0 | 0- 0 | AWAY | 0- 0 | 0- 1 | 1- 0 | | | | |
| 1- 1 | 0- 1 | 0- 0 | NEUTRAL | 0- 0 | 0- 0 | 1- 0 | | | | |
| 10- 6 | 0- 0 | 0- 0 | CONFERENCE | 0- 3 | 1- 0 | 9- 3 | | | | |
| 6- 1 | 0- 0 | 0- 0 | HOME | 0- 1 | 1- 0 | 5- 0 | | | | |
| 4- 5 | 0- 0 | 0- 0 | AWAY | 0- 2 | 0- 0 | 4- 3 | | | | |
| 0- 0 | 0- 0 | 0- 0 | NEUTRAL | 0- 0 | 0- 0 | 0- 0 | | | | |

| RPI 1-25 | | | RPI 26-50 | | | RPI 51-100 | | | RPI 101+ Team's RPI: 160 | | |
|---------------------------|---|-----------------|--------------|-----|---|--------------|----------------|--------------|--------------------------|---------------------|--------------|
| RPI | S | Opponent | Score | RPI | S | Opponent | Score | RPI | S | Opponent | Score |
| 2 | N | Notre Dame | 51 91 | | | | | 115 | H | Troy | 80 72 |
| | | | | | | 52 | A Little Rock | 60 64 | 124 | A Southern Miss. | 49 71 |
| | | | | | | 52 | H Little Rock | 64 82 | 148 | H Louisiana Tech | 80 72 |
| | | | | | | 98 | A UT Arlington | 66 79 | 152 | A Texas St. | 40 62 |
| | | | | | | | | | 171 | H Houston | 64 69 |
| | | | | | | | | | 213 | A Appalachian St. | 68 58 |
| | | | | | | | | | 219 | A Ga. Southern | 60 63 |
| | | | | | | | | | 219 | H Ga. Southern | 79 52 |
| | | | | | | | | | 242 | H South Ala. | 62 38 |
| | | | | | | | | | 257 | A Georgia St. | 70 64 |
| | | | | | | | | | 257 | H Georgia St. | 72 65 |
| | | | | | | | | | 260 | A Coastal Caro. | 68 71 |
| | | | | | | | | | 273 | N Southeast Mo. St. | 82 78 |
| | | | | | | | | | 289 | A McNeese | 77 70 |
| | | | | | | | | | 322 | A Arkansas St. | 80 72 |
| | | | | | | | | | 322 | H Arkansas St. | 72 60 |
| | | | | | | | | | 327 | H Southeastern La. | 86 77 |
| | | | | | | | | | 334 | A La.-Monroe | 65 59 |
| | | | | | | | | | 334 | H La.-Monroe | 67 57 |
| LAST 12 Division I GAMES: | | | | | | | | | | | |
| 260 | A | Coastal Caro. | 68 71 | 219 | A | Ga. Southern | 60 63 | | | | |
| 213 | A | Appalachian St. | 68 58 | 52 | H | Little Rock | 64 82 | | | | |
| 334 | A | La.-Monroe | 65 59 | 322 | H | Arkansas St. | 72 60 | | | | |
| 115 | H | Troy | 80 72 | 152 | A | Texas St. | 40 62 | | | | |
| 242 | H | South Ala. | 62 38 | 98 | A | UT Arlington | 66 79 | | | | |
| 257 | A | Georgia St. | 70 64 | 219 | H | Ga. Southern | 79 52 | | | | |

Non-Div I Games: Xavier (LA) 74 55 Southern-N.O. 87 57

Louisiana

Loss, Non-Conf, S Site, H Home A Away N Neutral

| | | | | | | | | | | |
|-------------------|----------|-----------|----------------|------------|-------------|---------------|------|------|-------|-----------|
| Average RPI Win: | 228 | WON-LOST | WINNING | LAST 10 | STRENGTH OF | OPP. STRENGTH | TEAM | ADJ. | CONF. | ADJ CONF. |
| Average RPI Loss: | 121 | RECORD | PCT. RANK | GAMES | SCHEDULE | OF SCHEDULE | RPI | RPI | RPI | RPI |
| DIV. I ONLY | 16- 11 | 120 | 8- 2 | 200 | 152 | 148 | 148 | 15 | 15 | |
| DIV. I NON-CONF. | 4- 6 | 209 | 0- 0 | 208 | 175 | 217 | 217 | 16 | 16 | |
| TOTALS | RPI 1-25 | RPI 26-50 | W-L RECORDS | RPI 51-100 | RPI 101-150 | RPI 150+ | | | | |
| 16- 11 | 0- 0 | 0- 3 | OVERALL | 0- 2 | 2- 2 | 14- 4 | | | | |
| 9- 5 | 0- 0 | 0- 2 | HOME | 0- 2 | 2- 1 | 7- 0 | | | | |
| 7- 6 | 0- 0 | 0- 1 | AWAY | 0- 0 | 0- 1 | 7- 4 | | | | |
| 0- 0 | 0- 0 | 0- 0 | NEUTRAL | 0- 0 | 0- 0 | 0- 0 | | | | |
| 4- 6 | 0- 0 | 0- 2 | NON-CONFERENCE | 0- 1 | 0- 1 | 4- 2 | | | | |
| 2- 3 | 0- 0 | 0- 2 | HOME | 0- 1 | 0- 0 | 2- 0 | | | | |
| 2- 3 | 0- 0 | 0- 0 | AWAY | 0- 0 | 0- 1 | 2- 2 | | | | |
| 0- 0 | 0- 0 | 0- 0 | NEUTRAL | 0- 0 | 0- 0 | 0- 0 | | | | |
| 12- 5 | 0- 0 | 0- 1 | CONFERENCE | 0- 1 | 2- 1 | 10- 2 | | | | |
| 7- 2 | 0- 0 | 0- 0 | HOME | 0- 1 | 2- 1 | 5- 0 | | | | |
| 5- 3 | 0- 0 | 0- 1 | AWAY | 0- 0 | 0- 0 | 5- 2 | | | | |
| 0- 0 | 0- 0 | 0- 0 | NEUTRAL | 0- 0 | 0- 0 | 0- 0 | | | | |

| RPI S | Opponent | Score | RPI S | Opponent | Score | RPI S | Opponent | Score | RPI S | Opponent | Score | Team's RPI: 148 |
|---------------------------|-----------------|-------|-------|----------------|-------|-------|----------------|-------|-------|------------------|-------|-----------------|
| 33 | H LSU | 73 77 | 75 | H Middle Tenn. | 65 79 | 116 | H Charlotte | 80 54 | 118 | A Clemson | 67 78 | |
| 42 | H Auburn | 66 76 | 97 | H SFA | 58 60 | 119 | H Old Dominion | 64 69 | 124 | H Southern Miss. | 72 61 | |
| 46 | A Western Ky. | 58 67 | | | | 155 | A Memphis | 54 56 | 160 | A Louisiana | 72 80 | |
| | | | | | | 168 | A Rice | 70 67 | 168 | H Rice | 62 51 | |
| | | | | | | 182 | H UAB | 64 63 | 183 | A North Texas | 72 65 | |
| | | | | | | 183 | H North Texas | 65 49 | 191 | A UTSA | 61 63 | |
| | | | | | | 191 | H UTSA | 77 71 | 201 | H Grambling | 69 55 | |
| | | | | | | 261 | A Marshall | 72 54 | 289 | A McNeese | 66 56 | |
| | | | | | | 299 | A UTEP | 62 69 | 299 | H UTEP | 69 61 | |
| | | | | | | 302 | A FIU | 76 63 | 306 | H Nicholls St. | 68 52 | |
| | | | | | | 334 | A La.-Monroe | 73 53 | 335 | A Fla. Atlantic | 76 52 | |
| LAST 12 Division I GAMES: | | | | | | | | | | | | |
| 168 | H Rice | 62 51 | 261 | A Marshall | 72 54 | | | | | | | |
| 183 | H North Texas | 65 49 | 46 | A Western Ky. | 58 67 | | | | | | | |
| 302 | A FIU | 76 63 | 75 | H Middle Tenn. | 65 79 | | | | | | | |
| 335 | A Fla. Atlantic | 76 52 | 182 | H UAB | 64 63 | | | | | | | |
| 191 | H UTSA | 77 71 | 183 | A North Texas | 72 65 | | | | | | | |
| 299 | H UTEP | 69 61 | 168 | A Rice | 70 67 | | | | | | | |

Non-Div I Games: LSU-Alexandria 103 63

Louisiana Tech

| Average RPI Win: | 110 | WON-LOST | WINNING | LAST 10 | STRENGTH OF | OPP. STRENGTH | TEAM | ADJ. | CONF. | ADJ CONF. |
|-------------------|----------|-----------|----------------|------------|-------------|---------------|------|------|-------|-----------|
| Average RPI Loss: | 14 | RECORD | PCT. RANK | GAMES | SCHEDULE | OF SCHEDULE | RPI | RPI | RPI | RPI |
| DIV. I ONLY | 24- 6 | 20 | 8- 2 | 10 | 26 | 12 | 12 | 3 | 3 | |
| DIV. I NON-CONF. | 13- 2 | 20 | 1- 0 | 31 | 28 | 9 | 9 | 4 | 4 | |
| TOTALS | RPI 1-25 | RPI 26-50 | W-L RECORDS | RPI 51-100 | RPI 101-150 | RPI 150+ | | | | |
| 24- 6 | 2- 5 | 6- 1 | OVERALL | 6- 0 | 4- 0 | 6- 0 | | | | |
| 16- 2 | 2- 1 | 4- 1 | HOME | 3- 0 | 2- 0 | 5- 0 | | | | |
| 8- 3 | 0- 3 | 2- 0 | AWAY | 3- 0 | 2- 0 | 1- 0 | | | | |
| 0- 1 | 0- 1 | 0- 0 | NEUTRAL | 0- 0 | 0- 0 | 0- 0 | | | | |
| 13- 2 | 1- 2 | 3- 0 | NON-CONFERENCE | 4- 0 | 0- 0 | 5- 0 | | | | |
| 9- 1 | 1- 1 | 2- 0 | HOME | 2- 0 | 0- 0 | 4- 0 | | | | |
| 4- 0 | 0- 0 | 1- 0 | AWAY | 2- 0 | 0- 0 | 1- 0 | | | | |
| 0- 1 | 0- 1 | 0- 0 | NEUTRAL | 0- 0 | 0- 0 | 0- 0 | | | | |
| 11- 4 | 1- 3 | 3- 1 | CONFERENCE | 2- 0 | 4- 0 | 1- 0 | | | | |
| 7- 1 | 1- 0 | 2- 1 | HOME | 1- 0 | 2- 0 | 1- 0 | | | | |
| 4- 3 | 0- 3 | 1- 0 | AWAY | 1- 0 | 2- 0 | 0- 0 | | | | |
| 0- 0 | 0- 0 | 0- 0 | NEUTRAL | 0- 0 | 0- 0 | 0- 0 | | | | |

| RPI | S | Opponent | Score | RPI | S | Opponent | Score | RPI | S | Opponent | Score | RPI | S | Opponent | Score |
|---------------------------|---|--------------------|-------|-----|---|--------------------|-------|-----|---|---------------|-------|-----|---|--------------------|--------|
| 2 | A | Notre Dame | 66 85 | 31 | H | Syracuse | 91 76 | 53 | H | Georgia Tech | 91 51 | 111 | H | North Carolina | 87 57 |
| 4 | N | South Carolina | 59 83 | 34 | H | South Dakota St. | 83 30 | 60 | H | Belmont | 73 50 | 118 | A | Clemson | 60 46 |
| 8 | A | Duke | 55 58 | 35 | A | South Fla. | 66 52 | 75 | A | Middle Tenn. | 91 72 | 141 | A | Pittsburgh | 63 48 |
| 10 | A | Florida St. | 65 72 | 38 | H | North Carolina St. | 70 72 | 84 | H | Chattanooga | 63 47 | 141 | H | Pittsburgh | 73 52 |
| 14 | H | Kentucky | 69 67 | 46 | H | Western Ky. | 68 61 | 90 | A | Vanderbilt | 78 66 | 163 | H | Boston College | 68 43 |
| 16 | H | Miami (FL) | 63 59 | 47 | A | Virginia | 86 81 | 92 | A | Virginia Tech | 88 70 | 204 | H | Col. of Charleston | 86 58 |
| 21 | H | Maryland | 72 78 | 47 | H | Virginia | 66 55 | | | | | 234 | A | UT Martin | 100 57 |
| | | | | | | | | | | | | 243 | H | Bowling Green | 83 58 |
| | | | | | | | | | | | | 255 | H | Evansville | 89 47 |
| | | | | | | | | | | | | 314 | H | Lafayette | 92 48 |
| LAST 12 Division I GAMES: | | | | | | | | | | | | | | | |
| 47 | H | Virginia | 66 55 | 141 | A | Pittsburgh | 63 48 | | | | | | | | |
| 111 | H | North Carolina | 87 57 | 118 | A | Clemson | 60 46 | | | | | | | | |
| 163 | H | Boston College | 68 43 | 35 | A | South Fla. | 66 52 | | | | | | | | |
| 92 | A | Virginia Tech | 88 70 | 53 | H | Georgia Tech | 91 51 | | | | | | | | |
| 2 | A | Notre Dame | 66 85 | 16 | H | Miami (FL) | 63 59 | | | | | | | | |
| 38 | H | North Carolina St. | 70 72 | 10 | A | Florida St. | 65 72 | | | | | | | | |

Non-Div I Games:

Louisville

■ Loss,
■ Non-Conf, S Site,
■ Home
■ Away
N Neutral

| Average RPI Win: | 325 | WON-LOST | WINNING | LAST 10 | STRENGTH OF | OPP. STRENGTH | TEAM | ADJ. | CONF. | ADJ CONF. |
|-------------------|----------|-----------|----------------|------------|-------------|---------------|------|------|-------|-----------|
| Average RPI Loss: | 140 | RECORD | PCT. RANK | GAMES | SCHEDULE | OF SCHEDULE | RPI | RPI | RPI | RPI |
| DIV. I ONLY | 2- 24 | 345 | 0- 10 | 105 | 161 | 319 | 319 | 16 | 16 | |
| DIV. I NON-CONF. | 1- 10 | 325 | 0- 0 | 49 | 123 | 265 | 265 | 14 | 14 | |
| TOTALS | RPI 1-25 | RPI 26-50 | W-L RECORDS | RPI 51-100 | RPI 101-150 | RPI 150+ | | | | |
| 2- 24 | 0- 2 | 0- 3 | OVERALL | 0- 3 | 0- 4 | 2- 12 | | | | |
| 2- 9 | 0- 1 | 0- 1 | HOME | 0- 2 | 0- 0 | 2- 5 | | | | |
| 0- 13 | 0- 1 | 0- 2 | AWAY | 0- 1 | 0- 2 | 0- 7 | | | | |
| 0- 2 | 0- 0 | 0- 0 | NEUTRAL | 0- 0 | 0- 2 | 0- 0 | | | | |
| 1- 10 | 0- 2 | 0- 1 | NON-CONFERENCE | 0- 1 | 0- 4 | 1- 2 | | | | |
| 1- 3 | 0- 1 | 0- 0 | HOME | 0- 1 | 0- 0 | 1- 1 | | | | |
| 0- 5 | 0- 1 | 0- 1 | AWAY | 0- 0 | 0- 2 | 0- 1 | | | | |
| 0- 2 | 0- 0 | 0- 0 | NEUTRAL | 0- 0 | 0- 2 | 0- 0 | | | | |
| 1- 14 | 0- 0 | 0- 2 | CONFERENCE | 0- 2 | 0- 0 | 1- 10 | | | | |
| 1- 6 | 0- 0 | 0- 1 | HOME | 0- 1 | 0- 0 | 1- 4 | | | | |
| 0- 8 | 0- 0 | 0- 1 | AWAY | 0- 1 | 0- 0 | 0- 6 | | | | |
| 0- 0 | 0- 0 | 0- 0 | NEUTRAL | 0- 0 | 0- 0 | 0- 0 | | | | |

| RPI | S | Opponent | Score | RPI | S | Opponent | Score | RPI | S | Opponent | Score | RPI | S | Opponent | Score | Team's RPI: 319 |
|---------------------------|---|--------------|--------|-----|---|---------------|-------|-----|---|---------------|-------|-----|---|------------------|-------|-----------------|
| 16 | A | Miami (FL) | 43 81 | 29 | A | Drake | 46 89 | 57 | A | UNI | 30 68 | 115 | N | Troy | 67 91 | |
| 17 | H | DePaul | 46 107 | 29 | H | Drake | 42 86 | 57 | H | UNI | 43 89 | 118 | N | Clemson | 40 61 | |
| | | | | 41 | A | Central Mich. | 57 95 | 82 | H | Northern Ill. | 70 90 | 135 | A | Lamar University | 50 76 | |
| | | | | | | | | | | | | 141 | A | Pittsburgh | 35 59 | |
| | | | | | | | | | | | | 156 | H | Missouri St. | 32 60 | |
| | | | | | | | | | | | | 158 | H | Milwaukee | 46 73 | |
| | | | | | | | | | | | | 178 | A | Western Mich. | 53 65 | |
| | | | | | | | | | | | | 184 | A | Southern Ill. | 57 73 | |
| | | | | | | | | | | | | 199 | A | Wichita St. | 43 65 | |
| | | | | | | | | | | | | 199 | H | Wichita St. | 64 83 | |
| | | | | | | | | | | | | 210 | A | Indiana St. | 32 53 | |
| | | | | | | | | | | | | 210 | H | Indiana St. | 38 48 | |
| | | | | | | | | | | | | 228 | A | Bradley | 45 72 | |
| | | | | | | | | | | | | 228 | H | Bradley | 53 60 | |
| | | | | | | | | | | | | 255 | A | Evansville | 36 67 | |
| | | | | | | | | | | | | 309 | A | Illinois St. | 51 63 | |
| | | | | | | | | | | | | 309 | H | Illinois St. | 64 61 | |
| | | | | | | | | | | | | 340 | H | Chicago St. | 59 54 | |
| LAST 12 Division I GAMES: | | | | | | | | | | | | | | | | |
| 199 | A | Wichita St. | 43 65 | 199 | H | Wichita St. | 64 83 | | | | | | | | | |
| 29 | H | Drake | 42 86 | 156 | H | Missouri St. | 32 60 | | | | | | | | | |
| 57 | H | UNI | 43 89 | 57 | A | UNI | 30 68 | | | | | | | | | |
| 210 | A | Indiana St. | 32 53 | 29 | A | Drake | 46 89 | | | | | | | | | |
| 309 | A | Illinois St. | 51 63 | 210 | H | Indiana St. | 38 48 | | | | | | | | | |
| 228 | A | Bradley | 45 72 | 228 | H | Bradley | 53 60 | | | | | | | | | |

Non-Div I Games:

Loyola Chicago

■ Loss,
 ■ Non-Conf,
 ■ S Site,
 ■ Home
 ■ A Away
 N Neutral

Loyola Maryland

Through Games Of Feb. 25, 2017

| | | | | | | | | | | |
|-------------------|----------|-----------|----------------|------------|-------------|---------------|------|------|-------|-----------|
| Average RPI Win: | 272 | WON-LOST | WINNING | LAST 10 | STRENGTH OF | OPP. STRENGTH | TEAM | ADJ. | CONF. | ADJ CONF. |
| Average RPI Loss: | 162 | RECORD | PCT. RANK | GAMES | SCHEDULE | OF SCHEDULE | RPI | RPI | RPI | RPI |
| DIV. I ONLY | 9- 19 | 266 | 2- 8 | 193 | 264 | 279 | 279 | 23 | 23 | |
| DIV. I NON-CONF. | 4- 7 | 224 | 0- 0 | 162 | 227 | 232 | 232 | 25 | 25 | |
| TOTALS | RPI 1-25 | RPI 26-50 | W-L RECORDS | RPI 51-100 | RPI 101-150 | RPI 150+ | | | | |
| 9- 19 | 0- 1 | 0- 1 | OVERALL | 0- 2 | 1- 6 | 8- 9 | | | | |
| 7- 8 | 0- 1 | 0- 0 | HOME | 0- 1 | 1- 2 | 6- 4 | | | | |
| 2- 11 | 0- 0 | 0- 1 | AWAY | 0- 1 | 0- 4 | 2- 5 | | | | |
| 0- 0 | 0- 0 | 0- 0 | NEUTRAL | 0- 0 | 0- 0 | 0- 0 | | | | |
| 4- 7 | 0- 1 | 0- 1 | NON-CONFERENCE | 0- 0 | 0- 3 | 4- 2 | | | | |
| 3- 3 | 0- 1 | 0- 0 | HOME | 0- 0 | 0- 1 | 3- 1 | | | | |
| 1- 4 | 0- 0 | 0- 1 | AWAY | 0- 0 | 0- 2 | 1- 1 | | | | |
| 0- 0 | 0- 0 | 0- 0 | NEUTRAL | 0- 0 | 0- 0 | 0- 0 | | | | |
| 5- 12 | 0- 0 | 0- 0 | CONFERENCE | 0- 2 | 1- 3 | 4- 7 | | | | |
| 4- 5 | 0- 0 | 0- 0 | HOME | 0- 1 | 1- 1 | 3- 3 | | | | |
| 1- 7 | 0- 0 | 0- 0 | AWAY | 0- 1 | 0- 2 | 1- 4 | | | | |
| 0- 0 | 0- 0 | 0- 0 | NEUTRAL | 0- 0 | 0- 0 | 0- 0 | | | | |

| RPI 1-25 | | | | RPI 26-50 | | | | RPI 51-100 | | | | RPI 101+ Team's RPI: 279 | | | |
|---------------------------|---|------------|-------|-----------|---|-------------------|-------|------------|---|-----------|-------|--------------------------|---|----------------------|-------|
| RPI | S | Opponent | Score | RPI | S | Opponent | Score | RPI | S | Opponent | Score | RPI | S | Opponent | Score |
| 21 | H | Maryland | 60 79 | 48 | A | George Washington | 64 74 | 61 | A | Bucknell | 39 57 | 112 | A | Cornell | 50 58 |
| | | | | | | | | 61 | H | Bucknell | 66 72 | 129 | A | Navy | 51 77 |
| | | | | | | | | | | | | 129 | H | Navy | 43 55 |
| | | | | | | | | | | | | 134 | H | Delaware | 45 47 |
| | | | | | | | | | | | | 141 | A | Pittsburgh | 44 74 |
| | | | | | | | | | | | | 147 | A | Army West Point | 48 67 |
| | | | | | | | | | | | | 147 | H | Army West Point | 71 62 |
| | | | | | | | | | | | | 172 | H | Columbia | 53 65 |
| | | | | | | | | | | | | 181 | A | Fairfield | 57 58 |
| | | | | | | | | | | | | 194 | A | American | 59 66 |
| | | | | | | | | | | | | 194 | H | American | 45 60 |
| | | | | | | | | | | | | 207 | A | UMBC | 70 65 |
| | | | | | | | | | | | | 245 | A | Boston U. | 58 61 |
| | | | | | | | | | | | | 245 | H | Boston U. | 55 67 |
| | | | | | | | | | | | | 270 | A | Colgate | 62 76 |
| | | | | | | | | | | | | 270 | H | Colgate | 87 77 |
| | | | | | | | | | | | | 282 | H | Mt. St. Mary's | 58 53 |
| | | | | | | | | | | | | 295 | A | Lehigh | 69 86 |
| | | | | | | | | | | | | 295 | H | Lehigh | 62 58 |
| | | | | | | | | | | | | 296 | H | Lipscomb | 74 30 |
| | | | | | | | | | | | | 297 | H | Holy Cross | 58 59 |
| | | | | | | | | | | | | 314 | A | Lafayette | 60 55 |
| | | | | | | | | | | | | 314 | H | Lafayette | 75 47 |
| | | | | | | | | | | | | 326 | H | St. Francis Brooklyn | 69 60 |
| LAST 12 Division I GAMES: | | | | | | | | | | | | | | | |
| 194 | A | American | 59 66 | 147 | A | Army West Point | 48 67 | 295 | A | Lehigh | 69 86 | | | | |
| 297 | H | Holy Cross | 58 59 | 314 | H | Lafayette | 75 47 | 270 | H | Colgate | 87 77 | | | | |
| 270 | A | Colgate | 62 76 | 61 | A | Bucknell | 39 57 | 61 | H | Bucknell | 66 72 | | | | |
| 61 | A | Bucknell | 39 57 | 245 | H | Boston U. | 55 67 | 245 | A | Boston U. | 58 61 | | | | |
| 245 | H | Boston U. | 55 67 | 129 | H | Navy | 43 55 | | | | | | | | |

Non-Div I Games:

Loyola Maryland

Loss, Non-Conf, S Site, H Home A Away N Neutral

| | | | | | | | | | | |
|-------------------|----------|-----------|----------------|------------|-------------|---------------|------|------|-------|-----------|
| Average RPI Win: | 240 | WON-LOST | WINNING | LAST 10 | STRENGTH OF | OPP. STRENGTH | TEAM | ADJ. | CONF. | ADJ CONF. |
| Average RPI Loss: | 128 | RECORD | PCT. RANK | GAMES | SCHEDULE | OF SCHEDULE | RPI | RPI | RPI | RPI |
| DIV. I ONLY | 14- 15 | 180 | 6- 4 | 232 | 155 | 205 | 205 | 14 | 14 | |
| DIV. I NON-CONF. | 5- 6 | 186 | 0- 0 | 238 | 206 | 218 | 218 | 13 | 13 | |
| TOTALS | RPI 1-25 | RPI 26-50 | W-L RECORDS | RPI 51-100 | RPI 101-150 | RPI 150+ | | | | |
| 14- 15 | 0- 0 | 0- 0 | OVERALL | 1- 5 | 1- 6 | 12- 4 | | | | |
| 9- 6 | 0- 0 | 0- 0 | HOME | 1- 2 | 1- 3 | 7- 1 | | | | |
| 5- 9 | 0- 0 | 0- 0 | AWAY | 0- 1 | 0- 0 | 5- 1 | | | | |
| 0- 0 | 0- 0 | 0- 0 | NEUTRAL | 0- 0 | 0- 0 | 0- 0 | | | | |
| 5- 6 | 0- 0 | 0- 0 | NON-CONFERENCE | 0- 2 | 0- 3 | 5- 1 | | | | |
| 2- 4 | 0- 0 | 0- 0 | HOME | 0- 1 | 0- 2 | 2- 1 | | | | |
| 3- 2 | 0- 0 | 0- 0 | AWAY | 0- 1 | 0- 1 | 3- 0 | | | | |
| 0- 0 | 0- 0 | 0- 0 | NEUTRAL | 0- 0 | 0- 0 | 0- 0 | | | | |
| 9- 9 | 0- 0 | 0- 0 | CONFERENCE | 1- 3 | 1- 3 | 7- 3 | | | | |
| 7- 2 | 0- 0 | 0- 0 | HOME | 1- 1 | 1- 1 | 5- 0 | | | | |
| 2- 7 | 0- 0 | 0- 0 | AWAY | 0- 2 | 0- 2 | 2- 3 | | | | |
| 0- 0 | 0- 0 | 0- 0 | NEUTRAL | 0- 0 | 0- 0 | 0- 0 | | | | |

| RPI S | Opponent | Score | RPI S | Opponent | Score | RPI S | Opponent | Score | RPI S | Opponent | Score | Team's RPI: 205 |
|---------------------------|-------------------|-------|-------|-----------------|-------|-------|----------------|-------|-------|---------------------|-------|-----------------|
| | | | | | | 60 | H Belmont | 72 79 | 102 | A Washington St. | 45 92 | |
| | | | | | | 65 | A Oklahoma St. | 58 66 | 103 | H Saint Louis | 76 90 | |
| | | | | | | 77 | A Gonzaga | 61 73 | 121 | H Long Beach St. | 78 81 | |
| | | | | | | 77 | H Gonzaga | 56 80 | 126 | A St. Mary's (CA) | 59 74 | |
| | | | | | | 86 | A BYU | 59 76 | 126 | H St. Mary's (CA) | 72 57 | |
| | | | | | | 86 | H BYU | 77 74 | 140 | A San Francisco | 73 89 | |
| | | | | | | | | | 140 | H San Francisco | 72 79 | |
| | | | | | | | | | 159 | A Santa Clara | 64 71 | |
| | | | | | | | | | 159 | H Santa Clara | 61 50 | |
| | | | | | | | | | 175 | H UC Riverside | 72 75 | |
| | | | | | | | | | 216 | A Seattle U | 62 59 | |
| | | | | | | | | | 220 | A San Diego | 58 61 | |
| | | | | | | | | | 220 | H San Diego | 63 55 | |
| | | | | | | | | | 233 | H UC Santa Barbara | 57 55 | |
| | | | | | | | | | 251 | A Pacific | 65 52 | |
| | | | | | | | | | 251 | H Pacific | 75 64 | |
| | | | | | | | | | 268 | A San Diego St. | 60 53 | |
| | | | | | | | | | 271 | A Portland | 56 71 | |
| | | | | | | | | | 271 | H Portland | 69 54 | |
| | | | | | | | | | 303 | A Pepperdine | 87 78 | |
| | | | | | | | | | 303 | H Pepperdine | 72 60 | |
| | | | | | | | | | 324 | H UC Irvine | 58 39 | |
| | | | | | | | | | 346 | A Cal St. Fullerton | 77 62 | |
| LAST 12 Division I GAMES: | | | | | | | | | | | | |
| 251 | H Pacific | 75 64 | 140 | H San Francisco | 72 79 | | | | | | | |
| 140 | A San Francisco | 73 89 | 220 | H San Diego | 63 55 | | | | | | | |
| 303 | A Pepperdine | 87 78 | 86 | H BYU | 77 74 | | | | | | | |
| 126 | H St. Mary's (CA) | 72 57 | 251 | A Pacific | 65 52 | | | | | | | |
| 271 | A Portland | 56 71 | 159 | H Santa Clara | 61 50 | | | | | | | |
| 77 | A Gonzaga | 61 73 | 220 | A San Diego | 58 61 | | | | | | | |

Non-Div I Games:

Loyola Marymount

■ Loss,
■ Non-Conf, S Site,
■ Home
■ Away
N Neutral

| Average RPI Win: | 216 | WON-LOST | WINNING | LAST 10 | STRENGTH OF | OPP. STRENGTH | TEAM | ADJ. | CONF. | ADJ CONF. |
|-------------------|----------|-----------|----------------|------------|-------------|---------------|------|------|-------|-----------|
| Average RPI Loss: | 120 | RECORD | PCT. RANK | GAMES | SCHEDULE | OF SCHEDULE | RPI | RPI | RPI | RPI |
| DIV. I ONLY | 15- 15 | 172 | 5- 5 | 123 | 134 | 137 | 137 | 22 | 22 | |
| DIV. I NON-CONF. | 7- 8 | 181 | 0- 0 | 77 | 31 | 100 | 100 | 22 | 22 | |
| TOTALS | RPI 1-25 | RPI 26-50 | W-L RECORDS | RPI 51-100 | RPI 101-150 | RPI 150+ | | | | |
| 15- 15 | 0- 3 | 0- 1 | OVERALL | 2- 3 | 2- 2 | 11- 6 | | | | |
| 9- 2 | 0- 1 | 0- 0 | HOME | 1- 1 | 2- 0 | 6- 0 | | | | |
| 3- 12 | 0- 2 | 0- 1 | AWAY | 0- 2 | 0- 2 | 3- 5 | | | | |
| 3- 1 | 0- 0 | 0- 0 | NEUTRAL | 1- 0 | 0- 0 | 2- 1 | | | | |
| 7- 8 | 0- 3 | 0- 1 | NON-CONFERENCE | 2- 1 | 1- 1 | 4- 2 | | | | |
| 3- 1 | 0- 1 | 0- 0 | HOME | 1- 0 | 1- 0 | 1- 0 | | | | |
| 1- 6 | 0- 2 | 0- 1 | AWAY | 0- 1 | 0- 1 | 1- 1 | | | | |
| 3- 1 | 0- 0 | 0- 0 | NEUTRAL | 1- 0 | 0- 0 | 2- 1 | | | | |
| 8- 7 | 0- 0 | 0- 0 | CONFERENCE | 0- 2 | 1- 1 | 7- 4 | | | | |
| 6- 1 | 0- 0 | 0- 0 | HOME | 0- 1 | 1- 0 | 5- 0 | | | | |
| 2- 6 | 0- 0 | 0- 0 | AWAY | 0- 1 | 0- 1 | 2- 4 | | | | |
| 0- 0 | 0- 0 | 0- 0 | NEUTRAL | 0- 0 | 0- 0 | 0- 0 | | | | |

| RPI S | Opponent | Score | RPI S | Opponent | Score | RPI S | Opponent | Score | RPI S | Opponent | Score | Team's RPI: 137 |
|---------------------------|-------------------|-------|-------|-----------------|-------|-------|-----------------|-------|-------|------------------|-------|-----------------|
| 3 | H Mississippi St. | 43 87 | 30 | A Harvard | 62 69 | 55 | A Tulane | 62 77 | 118 | A Clemson | 61 69 | |
| 4 | A South Carolina | 42 79 | | | | 76 | A New Hampshire | 44 50 | 133 | A Albany (NY) | 60 64 | |
| 16 | A Miami (FL) | 51 76 | | | | 76 | H New Hampshire | 57 65 | 133 | H Albany (NY) | 84 71 | |
| | | | | | | 83 | H Purdue | 67 47 | 146 | H Northeastern | 68 49 | |
| | | | | | | 84 | N Chattanooga | 49 39 | 163 | A Boston College | 53 64 | |
| | | | | | | | | | 177 | A Hartford | 66 60 | |
| | | | | | | | | | 177 | H Hartford | 73 62 | |
| | | | | | | | | | 186 | N Hampton | 49 58 | |
| | | | | | | | | | 195 | N ETSU | 61 48 | |
| | | | | | | | | | 206 | A Binghamton | 52 58 | |
| | | | | | | | | | 207 | A UMBC | 62 66 | |
| | | | | | | | | | 207 | H UMBC | 72 40 | |
| | | | | | | | | | 223 | H Dartmouth | 60 55 | |
| | | | | | | | | | 248 | A Stony Brook | 41 55 | |
| | | | | | | | | | 248 | H Stony Brook | 78 71 | |
| | | | | | | | | | 267 | A Bryant | 77 52 | |
| | | | | | | | | | 284 | A Vermont | 52 55 | |
| | | | | | | | | | 284 | H Vermont | 59 43 | |
| | | | | | | | | | 325 | N Saint Peter's | 59 43 | |
| | | | | | | | | | 343 | A UMass Lowell | 65 44 | |
| | | | | | | | | | 343 | H UMass Lowell | 76 50 | |
| LAST 12 Division I GAMES: | | | | | | | | | | | | |
| 133 | A Albany (NY) | 60 64 | 284 | H Vermont | 59 43 | | | | | | | |
| 76 | H New Hampshire | 57 65 | 206 | A Binghamton | 52 58 | | | | | | | |
| 248 | H Stony Brook | 78 71 | 133 | H Albany (NY) | 84 71 | | | | | | | |
| 343 | H UMass Lowell | 76 50 | 76 | A New Hampshire | 44 50 | | | | | | | |
| 177 | A Hartford | 66 60 | 177 | H Hartford | 73 62 | | | | | | | |
| 207 | A UMBC | 62 66 | 248 | A Stony Brook | 41 55 | | | | | | | |

Non-Div I Games:

Maine

■ Loss,
 ■ Non-Conf,
 S Site,
 ■ Home
 ■ Away
 N Neutral

| | | | | | | | | | | |
|-------------------|----------|-----------|----------------|------------|-------------|---------------|------|------|-------|-----------|
| Average RPI Win: | 247 | WON-LOST | WINNING | LAST 10 | STRENGTH OF | OPP. STRENGTH | TEAM | ADJ. | CONF. | ADJ CONF. |
| Average RPI Loss: | 159 | RECORD | PCT. RANK | GAMES | SCHEDULE | OF SCHEDULE | RPI | RPI | RPI | RPI |
| DIV. I ONLY | 8- 20 | 281 | 3- 7 | 168 | 246 | 269 | 269 | 18 | 18 | |
| DIV. I NON-CONF. | 4- 5 | 198 | 0- 0 | 65 | 307 | 146 | 146 | 17 | 17 | |
| TOTALS | RPI 1-25 | RPI 26-50 | W-L RECORDS | RPI 51-100 | RPI 101-150 | RPI 150+ | | | | |
| 8- 20 | 0- 0 | 0- 2 | OVERALL | 0- 3 | 1- 3 | 7- 12 | | | | |
| 4- 10 | 0- 0 | 0- 1 | HOME | 0- 1 | 1- 1 | 3- 7 | | | | |
| 4- 10 | 0- 0 | 0- 1 | AWAY | 0- 0 | 0- 1 | 4- 0 | | | | |
| 0- 0 | 0- 0 | 0- 0 | NEUTRAL | 0- 0 | 0- 0 | 0- 0 | | | | |
| 4- 5 | 0- 0 | 0- 0 | NON-CONFERENCE | 0- 3 | 1- 1 | 3- 1 | | | | |
| 2- 2 | 0- 0 | 0- 0 | HOME | 0- 1 | 1- 0 | 1- 1 | | | | |
| 2- 3 | 0- 0 | 0- 0 | AWAY | 0- 2 | 0- 1 | 2- 0 | | | | |
| 0- 0 | 0- 0 | 0- 0 | NEUTRAL | 0- 0 | 0- 0 | 0- 0 | | | | |
| 4- 15 | 0- 0 | 0- 2 | CONFERENCE | 0- 0 | 0- 2 | 4- 11 | | | | |
| 2- 8 | 0- 0 | 0- 1 | HOME | 0- 0 | 0- 1 | 2- 6 | | | | |
| 2- 7 | 0- 0 | 0- 1 | AWAY | 0- 0 | 0- 1 | 2- 5 | | | | |
| 0- 0 | 0- 0 | 0- 0 | NEUTRAL | 0- 0 | 0- 0 | 0- 0 | | | | |

| RPI S | Opponent | Score | RPI S | Opponent | Score | RPI S | Opponent | Score | RPI S | Opponent | Score | Team's RPI: 269 |
|---------------------------|--------------|-------|-------|-----------------|-------|-------|-----------------|-------|-------|------------------------|-------|-----------------|
| 43 | A Quinnipiac | 38 81 | 43 | H Quinnipiac | 49 69 | 61 | A Bucknell | 64 69 | 113 | A Fordham | 60 63 | |
| | | | | | | 76 | H New Hampshire | 42 59 | 114 | A Rider | 64 73 | |
| | | | | | | 94 | A Buffalo | 39 73 | 114 | H Rider | 36 53 | |
| | | | | | | | | | 132 | H Yale | 63 57 | |
| | | | | | | | | | 151 | A Iona | 53 70 | |
| | | | | | | | | | 151 | H Iona | 62 76 | |
| | | | | | | | | | 176 | A Siena | 62 67 | |
| | | | | | | | | | 176 | H Siena | 68 66 | |
| | | | | | | | | | 179 | A Brown | 58 57 | |
| | | | | | | | | | 181 | A Fairfield | 56 71 | |
| | | | | | | | | | 181 | H Fairfield | 43 64 | |
| | | | | | | | | | 217 | A Monmouth | 75 61 | |
| | | | | | | | | | 217 | H Monmouth | 50 63 | |
| | | | | | | | | | 218 | H Marist | 47 62 | |
| | | | | | | | | | 240 | A Niagara | 42 65 | |
| | | | | | | | | | 240 | H Niagara | 59 62 | |
| | | | | | | | | | 248 | H Stony Brook | 50 55 | |
| | | | | | | | | | 258 | A Canisius | 48 58 | |
| | | | | | | | | | 258 | H Canisius | 57 62 | |
| | | | | | | | | | 297 | H Holy Cross | 60 56 | |
| | | | | | | | | | 325 | A Saint Peter's | 69 65 | |
| | | | | | | | | | 325 | H Saint Peter's | 57 44 | |
| | | | | | | | | | 326 | A St. Francis Brooklyn | 55 52 | |
| LAST 12 Division I GAMES: | | | | | | | | | | | | |
| 217 | H Monmouth | 50 63 | 258 | A Canisius | 48 58 | | | | | | | |
| 43 | H Quinnipiac | 49 69 | 325 | H Saint Peter's | 57 44 | | | | | | | |
| 217 | A Monmouth | 75 61 | 114 | A Rider | 64 73 | | | | | | | |
| 181 | H Fairfield | 43 64 | 325 | A Saint Peter's | 69 65 | | | | | | | |
| 176 | A Siena | 62 67 | 151 | H Iona | 62 76 | | | | | | | |
| 240 | A Niagara | 42 65 | 240 | H Niagara | 59 62 | | | | | | | |

Non-Div I Games:

Manhattan

■ Loss,
 ■ Non-Conf,
 ■ S Site,
 ■ H Home
 ■ A Away
 N Neutral

| | | | | | | | | | |
|------------------------------|---------------|------------|----------------|-------------|---------------|------------|------------|-----------|-----------|
| Average RPI Win: 231 | WON-LOST | WINNING | LAST 10 | STRENGTH OF | OPP. STRENGTH | TEAM | ADJ. | CONF. | ADJ CONF. |
| Average RPI Loss: 165 | RECORD | PCT. RANK | GAMES | SCHEDULE | OF SCHEDULE | RPI | RPI | RPI | RPI |
| DIV. I ONLY | 13- 16 | 203 | 5- 5 | 274 | 164 | 218 | 218 | 18 | 18 |
| DIV. I NON-CONF. | 3- 7 | 250 | 0- 0 | 325 | 90 | 306 | 306 | 17 | 17 |
| TOTALS | RPI 1-25 | RPI 26-50 | W-L RECORDS | RPI 51-100 | RPI 101-150 | RPI 150+ | | | |
| 13- 16 | 0- 1 | 0- 3 | OVERALL | 0- 0 | 0- 2 | 13- 10 | | | |
| 4- 8 | 0- 1 | 0- 1 | HOME | 0- 0 | 0- 1 | 4- 5 | | | |
| 8- 6 | 0- 0 | 0- 1 | AWAY | 0- 0 | 0- 1 | 8- 4 | | | |
| 1- 2 | 0- 0 | 0- 1 | NEUTRAL | 0- 0 | 0- 0 | 1- 1 | | | |
| 3- 7 | 0- 1 | 0- 1 | NON-CONFERENCE | 0- 0 | 0- 0 | 3- 5 | | | |
| 1- 2 | 0- 1 | 0- 0 | HOME | 0- 0 | 0- 0 | 1- 1 | | | |
| 1- 3 | 0- 0 | 0- 0 | AWAY | 0- 0 | 0- 0 | 1- 3 | | | |
| 1- 2 | 0- 0 | 0- 1 | NEUTRAL | 0- 0 | 0- 0 | 1- 1 | | | |
| 10- 9 | 0- 0 | 0- 2 | CONFERENCE | 0- 0 | 0- 2 | 10- 5 | | | |
| 3- 6 | 0- 0 | 0- 1 | HOME | 0- 0 | 0- 1 | 3- 4 | | | |
| 7- 3 | 0- 0 | 0- 1 | AWAY | 0- 0 | 0- 1 | 7- 1 | | | |
| 0- 0 | 0- 0 | 0- 0 | NEUTRAL | 0- 0 | 0- 0 | 0- 0 | | | |

| RPI 1-25 | | | | RPI 26-50 | | | | RPI 51-100 | | | | RPI 101+ Team's RPI: 218 | | | |
|---------------------------|---|-----------|--------------|-----------|---|------------|--------------|------------|---|---------------|--------------|--------------------------|---|---------------|--------------|
| RPI | S | Opponent | Score | RPI | S | Opponent | Score | RPI | S | Opponent | Score | RPI | S | Opponent | Score |
| 18 | H | Creighton | 50 72 | 42 | N | Auburn | 51 52 | | | | | 114 | A | Rider | 46 65 |
| | | | | 43 | A | Quinnipiac | 57 79 | | | | | 114 | H | Rider | 56 69 |
| | | | | 43 | H | Quinnipiac | 36 70 | | | | | 151 | A | Iona | 68 62 |
| | | | | | | | | | | | | 151 | H | Iona | 37 48 |
| | | | | | | | | | | | | 165 | N | East Carolina | 68 70 |
| | | | | | | | | | | | | 176 | A | Siena | 70 59 |
| | | | | | | | | | | | | 176 | H | Siena | 68 69 |
| | | | | | | | | | | | | 181 | A | Fairfield | 68 62 |
| | | | | | | | | | | | | 181 | H | Fairfield | 71 55 |
| | | | | | | | | | | | | 189 | A | Hofstra | 42 62 |
| | | | | | | | | | | | | 208 | H | Seton Hall | 63 76 |
| | | | | | | | | | | | | 217 | A | Monmouth | 69 79 |
| | | | | | | | | | | | | 217 | H | Monmouth | 76 66 |
| | | | | | | | | | | | | 223 | A | Dartmouth | 66 61 |
| | | | | | | | | | | | | 240 | A | Niagara | 60 58 |
| | | | | | | | | | | | | 240 | H | Niagara | 53 68 |
| | | | | | | | | | | | | 245 | H | Boston U. | 76 57 |
| | | | | | | | | | | | | 258 | A | Canisius | 85 74 |
| | | | | | | | | | | | | 258 | H | Canisius | 67 60 |
| | | | | | | | | | | | | 269 | A | Manhattan | 62 47 |
| | | | | | | | | | | | | 281 | N | N.C. A&T | 69 64 |
| | | | | | | | | | | | | 297 | A | Holy Cross | 46 50 |
| | | | | | | | | | | | | 300 | A | Rhode Island | 61 82 |
| | | | | | | | | | | | | 325 | A | Saint Peter's | 66 58 |
| | | | | | | | | | | | | 325 | H | Saint Peter's | 69 73 |
| LAST 12 Division I GAMES: | | | | | | | | | | | | | | | |
| | | | | 43 | H | Quinnipiac | 36 70 | 325 | A | Saint Peter's | 66 58 | | | | |
| | | | | 217 | H | Monmouth | 76 66 | 176 | A | Siena | 70 59 | | | | |
| | | | | 181 | A | Fairfield | 68 62 | 258 | H | Canisius | 67 60 | | | | |
| | | | | 114 | A | Rider | 46 65 | 151 | H | Iona | 37 48 | | | | |
| | | | | 240 | H | Niagara | 53 68 | 176 | H | Siena | 68 69 | | | | |
| | | | | 43 | A | Quinnipiac | 57 79 | 151 | A | Iona | 68 62 | | | | |

Non-Div I Games:

Marist

■ Loss,
 ■ Non-Conf,
 ■ S Site,
 ■ H Home
 ■ A Away
 N Neutral

| | | | | | | | | | | |
|-------------------|----------|-----------|----------------|------------|-------------|---------------|------|------|-------|-----------|
| Average RPI Win: | 151 | WON-LOST | WINNING | LAST 10 | STRENGTH OF | OPP. STRENGTH | TEAM | ADJ. | CONF. | ADJ CONF. |
| Average RPI Loss: | 76 | RECORD | PCT. RANK | GAMES | SCHEDULE | OF SCHEDULE | RPI | RPI | RPI | RPI |
| DIV. I ONLY | 21- 7 | 41 | 7- 3 | 69 | 76 | 36 | 36 | 7 | 7 | |
| DIV. I NON-CONF. | 9- 2 | 37 | 0- 0 | 79 | 107 | 44 | 44 | 7 | 7 | |
| TOTALS | RPI 1-25 | RPI 26-50 | W-L RECORDS | RPI 51-100 | RPI 101-150 | RPI 150+ | | | | |
| 21- 7 | 3- 2 | 1- 1 | OVERALL | 4- 2 | 1- 0 | 12- 2 | | | | |
| 12- 3 | 1- 1 | 1- 1 | HOME | 2- 1 | 1- 0 | 7- 0 | | | | |
| 9- 3 | 2- 1 | 0- 0 | AWAY | 2- 1 | 0- 0 | 5- 1 | | | | |
| 0- 1 | 0- 0 | 0- 0 | NEUTRAL | 0- 0 | 0- 0 | 0- 1 | | | | |
| 9- 2 | 1- 0 | 1- 1 | NON-CONFERENCE | 1- 0 | 1- 0 | 5- 1 | | | | |
| 6- 1 | 0- 0 | 1- 1 | HOME | 1- 0 | 1- 0 | 3- 0 | | | | |
| 3- 0 | 1- 0 | 0- 0 | AWAY | 0- 0 | 0- 0 | 2- 0 | | | | |
| 0- 1 | 0- 0 | 0- 0 | NEUTRAL | 0- 0 | 0- 0 | 0- 1 | | | | |
| 12- 5 | 2- 2 | 0- 0 | CONFERENCE | 3- 2 | 0- 0 | 7- 1 | | | | |
| 6- 2 | 1- 1 | 0- 0 | HOME | 1- 1 | 0- 0 | 4- 0 | | | | |
| 6- 3 | 1- 1 | 0- 0 | AWAY | 2- 1 | 0- 0 | 3- 1 | | | | |
| 0- 0 | 0- 0 | 0- 0 | NEUTRAL | 0- 0 | 0- 0 | 0- 0 | | | | |

| RPI 1-25 | | | | RPI 26-50 | | | | Team's RPI: 36 | RPI 51-100 | | | | RPI 101+ | | | |
|---------------------------|---|-----------------|---------|-----------|---|-------------|---------|----------------|------------|---|-----------------|-------|----------|---|--------------------|--------|
| RPI | S | Opponent | Score | RPI | S | Opponent | Score | | RPI | S | Opponent | Score | RPI | S | Opponent | Score |
| 5 | A | Oregon St. | 74 73 | 27 | H | Green Bay | 63 78 | | 56 | A | Villanova | 77 71 | 142 | H | New Mexico | 62 52 |
| 17 | A | DePaul | 102 101 | 28 | H | Arizona St. | 75 63 | | 66 | A | Georgetown | 84 77 | 158 | H | Milwaukee | 85 74 |
| 17 | H | DePaul | 96 81 | | | | | | 66 | H | Georgetown | 80 70 | 159 | N | Santa Clara | 62 65 |
| 18 | A | Creighton | 77 80 | | | | | | 68 | A | St. John's (NY) | 64 70 | 173 | A | Providence | 64 66 |
| 18 | H | Creighton | 63 83 | | | | | | 68 | H | St. John's (NY) | 72 82 | 173 | H | Providence | 79 74 |
| | | | | | | | | | 73 | H | Western Ill. | 77 61 | 188 | A | Xavier | 86 71 |
| | | | | | | | | | | | | | 188 | H | Xavier | 85 61 |
| | | | | | | | | | | | | | 208 | A | Seton Hall | 83 77 |
| | | | | | | | | | | | | | 208 | H | Seton Hall | 103 60 |
| | | | | | | | | | | | | | 211 | A | Wisconsin | 81 75 |
| | | | | | | | | | | | | | 238 | H | Saint Francis (PA) | 104 91 |
| | | | | | | | | | | | | | 251 | A | Pacific | 89 75 |
| | | | | | | | | | | | | | 263 | A | Butler | 72 66 |
| | | | | | | | | | | | | | 263 | H | Butler | 91 53 |
| | | | | | | | | | | | | | 344 | H | Longwood | 87 37 |
| LAST 12 Division I GAMES: | | | | | | | | | | | | | | | | |
| 66 | H | Georgetown | 80 70 | 18 | A | Creighton | 77 80 | | | | | | | | | |
| 17 | H | DePaul | 96 81 | 173 | A | Providence | 64 66 | | | | | | | | | |
| 188 | A | Xavier | 86 71 | 17 | A | DePaul | 102 101 | | | | | | | | | |
| 263 | A | Butler | 72 66 | 263 | H | Butler | 91 53 | | | | | | | | | |
| 68 | H | St. John's (NY) | 72 82 | 188 | H | Xavier | 85 61 | | | | | | | | | |
| 208 | H | Seton Hall | 103 60 | 208 | A | Seton Hall | 83 77 | | | | | | | | | |

Non-Div I Games:

Marquette

■ Loss,
■ Non-Conf,
■ S Site,
■ H Home
■ A Away
N Neutral

| | | | | | | | | | | |
|-------------------|----------|-----------|----------------|------------|-------------|---------------|------|------|-------|-----------|
| Average RPI Win: | 282 | WON-LOST | WINNING | LAST 10 | STRENGTH OF | OPP. STRENGTH | TEAM | ADJ. | CONF. | ADJ CONF. |
| Average RPI Loss: | 129 | RECORD | PCT. RANK | GAMES | SCHEDULE | OF SCHEDULE | RPI | RPI | RPI | RPI |
| DIV. I ONLY | 10- 15 | 233 | 1- 9 | 254 | 172 | 261 | 261 | 15 | 15 | |
| DIV. I NON-CONF. | 6- 3 | 97 | 0- 0 | 343 | 318 | 224 | 224 | 16 | 16 | |
| TOTALS | RPI 1-25 | RPI 26-50 | W-L RECORDS | RPI 51-100 | RPI 101-150 | RPI 150+ | | | | |
| 10- 15 | 0- 0 | 0- 2 | OVERALL | 0- 3 | 0- 7 | 10- 3 | | | | |
| 7- 6 | 0- 0 | 0- 1 | HOME | 0- 1 | 0- 4 | 7- 0 | | | | |
| 2- 8 | 0- 0 | 0- 1 | AWAY | 0- 2 | 0- 3 | 2- 2 | | | | |
| 1- 1 | 0- 0 | 0- 0 | NEUTRAL | 0- 0 | 0- 0 | 1- 1 | | | | |
| 6- 3 | 0- 0 | 0- 0 | NON-CONFERENCE | 0- 1 | 0- 1 | 6- 1 | | | | |
| 4- 0 | 0- 0 | 0- 0 | HOME | 0- 0 | 0- 0 | 4- 0 | | | | |
| 1- 2 | 0- 0 | 0- 0 | AWAY | 0- 1 | 0- 1 | 1- 0 | | | | |
| 1- 1 | 0- 0 | 0- 0 | NEUTRAL | 0- 0 | 0- 0 | 1- 1 | | | | |
| 4- 12 | 0- 0 | 0- 2 | CONFERENCE | 0- 2 | 0- 6 | 4- 2 | | | | |
| 3- 6 | 0- 0 | 0- 1 | HOME | 0- 1 | 0- 4 | 3- 0 | | | | |
| 1- 6 | 0- 0 | 0- 1 | AWAY | 0- 1 | 0- 2 | 1- 2 | | | | |
| 0- 0 | 0- 0 | 0- 0 | NEUTRAL | 0- 0 | 0- 0 | 0- 0 | | | | |

| RPI S | Opponent | Score | RPI S | Opponent | Score | RPI S | Opponent | Score | RPI S | Opponent | Score | Team's RPI: 261 |
|---------------------------|------------------|-------|-------|------------------|-------|-------|----------------|-------|-------|-------------------|-------|-----------------|
| 46 | A Western Ky. | 57 73 | 46 | H Western Ky. | 64 78 | 75 | A Middle Tenn. | 69 94 | 111 | A North Carolina | 53 75 | |
| | | | | | | 75 | H Middle Tenn. | 63 72 | 116 | A Charlotte | 77 93 | |
| | | | | | | 79 | A Penn St. | 80 82 | 116 | H Charlotte | 75 89 | |
| | | | | | | | | | 119 | A Old Dominion | 69 73 | |
| | | | | | | | | | 119 | H Old Dominion | 85 94 | |
| | | | | | | | | | 124 | H Southern Miss. | 78 82 | |
| | | | | | | | | | 148 | H Louisiana Tech | 54 72 | |
| | | | | | | | | | 182 | A UAB | 55 71 | |
| | | | | | | | | | 182 | H UAB | 61 58 | |
| | | | | | | | | | 191 | A UTSA | 88 81 | |
| | | | | | | | | | 208 | A Illinois | 55 53 | |
| | | | | | | | | | 260 | H Coastal Caro. | 84 66 | |
| | | | | | | | | | 278 | N Prairie View | 68 78 | |
| | | | | | | | | | 299 | A UTEP | 74 84 | |
| | | | | | | | | | 302 | H FIU | 70 52 | |
| | | | | | | | | | 330 | H Florida A&M | 77 67 | |
| | | | | | | | | | 333 | H Morgan St. | 62 43 | |
| | | | | | | | | | 335 | H Fla. Atlantic | 76 53 | |
| | | | | | | | | | 338 | N Sam Houston St. | 73 50 | |
| | | | | | | | | | 344 | H Longwood | 70 50 | |
| LAST 12 Division I GAMES: | | | | | | | | | | | | |
| 116 | H Charlotte | 75 89 | 124 | H Southern Miss. | 78 82 | | | | | | | |
| 119 | H Old Dominion | 85 94 | 299 | A UTEP | 74 84 | | | | | | | |
| 75 | A Middle Tenn. | 69 94 | 191 | A UTSA | 88 81 | | | | | | | |
| 182 | A UAB | 55 71 | 46 | A Western Ky. | 57 73 | | | | | | | |
| 46 | H Western Ky. | 64 78 | 182 | H UAB | 61 58 | | | | | | | |
| 148 | H Louisiana Tech | 54 72 | 75 | H Middle Tenn. | 63 72 | | | | | | | |

Non-Div I Games: Me.-Fort Kent 136 62 Bluefield Col. 77 35

Marshall

Loss, Non-Conf, S Site, H Home A Away N Neutral

Maryland

Through Games Of Feb. 25, 2017

| Average RPI Win: | 152 | WON-LOST | WINNING | LAST 10 | STRENGTH OF | OPP. STRENGTH | TEAM | ADJ. | CONF. | ADJ CONF. |
|-------------------|----------|-----------|----------------|------------|-------------|---------------|------|------|-------|-----------|
| Average RPI Loss: | 13 | RECORD | PCT. RANK | GAMES | SCHEDULE | OF SCHEDULE | RPI | RPI | RPI | RPI |
| DIV. I ONLY | 26- 2 | 4 | 9- 1 | 129 | 47 | 21 | 21 | 6 | 6 | |
| DIV. I NON-CONF. | 12- 1 | 7 | 0- 0 | 220 | 68 | 52 | 52 | 6 | 6 | |
| TOTALS | RPI 1-25 | RPI 26-50 | W-L RECORDS | RPI 51-100 | RPI 101-150 | RPI 150+ | | | | |
| 26- 2 | 1- 2 | 6- 0 | OVERALL | 4- 0 | 2- 0 | 13- 0 | | | | |
| 13- 1 | 0- 1 | 2- 0 | HOME | 2- 0 | 0- 0 | 9- 0 | | | | |
| 11- 1 | 1- 1 | 3- 0 | AWAY | 2- 0 | 1- 0 | 4- 0 | | | | |
| 2- 0 | 0- 0 | 1- 0 | NEUTRAL | 0- 0 | 1- 0 | 0- 0 | | | | |
| 12- 1 | 1- 1 | 1- 0 | NON-CONFERENCE | 0- 0 | 2- 0 | 8- 0 | | | | |
| 6- 1 | 0- 1 | 0- 0 | HOME | 0- 0 | 0- 0 | 6- 0 | | | | |
| 4- 0 | 1- 0 | 0- 0 | AWAY | 0- 0 | 1- 0 | 2- 0 | | | | |
| 2- 0 | 0- 0 | 1- 0 | NEUTRAL | 0- 0 | 1- 0 | 0- 0 | | | | |
| 14- 1 | 0- 1 | 5- 0 | CONFERENCE | 4- 0 | 0- 0 | 5- 0 | | | | |
| 7- 0 | 0- 0 | 2- 0 | HOME | 2- 0 | 0- 0 | 3- 0 | | | | |
| 7- 1 | 0- 1 | 3- 0 | AWAY | 2- 0 | 0- 0 | 2- 0 | | | | |
| 0- 0 | 0- 0 | 0- 0 | NEUTRAL | 0- 0 | 0- 0 | 0- 0 | | | | |

| RPI S | Opponent | Score | RPI S | Opponent | Score | RPI S | Opponent | Score | RPI S | Opponent | Score |
|---------------------------|----------------|-------|-------|----------------|--------|-------|----------------|-------|-------|-------------------|--------|
| 1 | H UConn | 81 87 | 28 | N Arizona St. | 83 42 | 71 | H Northwestern | 96 65 | 102 | N Washington St. | 79 69 |
| 12 | A Louisville | 78 72 | 39 | A Michigan St. | 89 72 | 78 | A Minnesota | 83 72 | 136 | A Duquesne | 77 57 |
| 25 | A Ohio St. | 87 98 | 40 | H Michigan | 83 70 | 79 | H Penn St. | 89 83 | 187 | A Nebraska | 93 49 |
| | | | 44 | A Indiana | 92 56 | 83 | A Purdue | 85 70 | 197 | H Towson | 97 63 |
| | | | 50 | A Iowa | 98 82 | | | | 207 | H UMBC | 92 42 |
| | | | 50 | H Iowa | 100 81 | | | | 208 | A Illinois | 94 49 |
| | | | | | | | | | 208 | H Illinois | 84 59 |
| | | | | | | | | | 211 | H Wisconsin | 89 40 |
| | | | | | | | | | 212 | H Rutgers | 80 71 |
| | | | | | | | | | 240 | A Niagara | 96 64 |
| | | | | | | | | | 249 | H UMES | 106 61 |
| | | | | | | | | | 279 | A Loyola Maryland | 79 60 |
| | | | | | | | | | 282 | H Mt. St. Mary's | 106 42 |
| | | | | | | | | | 325 | H Saint Peter's | 101 49 |
| | | | | | | | | | 343 | H UMass Lowell | 100 44 |
| LAST 12 Division I GAMES: | | | | | | | | | | | |
| 25 | A Ohio St. | 87 98 | 50 | H Iowa | 100 81 | | | | | | |
| 211 | H Wisconsin | 89 40 | 208 | A Illinois | 94 49 | | | | | | |
| 39 | A Michigan St. | 89 72 | 212 | H Rutgers | 80 71 | | | | | | |
| 208 | H Illinois | 84 59 | 40 | H Michigan | 83 70 | | | | | | |
| 44 | A Indiana | 92 56 | 50 | A Iowa | 98 82 | | | | | | |
| 83 | A Purdue | 85 70 | 79 | H Penn St. | 89 83 | | | | | | |

Non-Div I Games:

Maryland

Loss, Non-Conf, S Site, H Home A Away N Neutral

Massachusetts

Through Games Of Feb. 25, 2017

| | | | | | | | | | | |
|-------------------|----------|-----------|----------------|------------|-------------|---------------|------|------|-------|-----------|
| Average RPI Win: | 277 | WON-LOST | WINNING | LAST 10 | STRENGTH OF | OPP. STRENGTH | TEAM | ADJ. | CONF. | ADJ CONF. |
| Average RPI Loss: | 162 | RECORD | PCT. RANK | GAMES | SCHEDULE | OF SCHEDULE | RPI | RPI | RPI | RPI |
| DIV. I ONLY | 8- 20 | 281 | 1- 9 | 295 | 159 | 311 | 311 | 12 | 12 | |
| DIV. I NON-CONF. | 5- 7 | 205 | 1- 0 | 312 | 270 | 267 | 267 | 12 | 12 | |
| TOTALS | RPI 1-25 | RPI 26-50 | W-L RECORDS | RPI 51-100 | RPI 101-150 | RPI 150+ | | | | |
| 8- 20 | 0- 0 | 0- 3 | OVERALL | 0- 2 | 1- 4 | 7- 11 | | | | |
| 6- 6 | 0- 0 | 0- 1 | HOME | 0- 0 | 1- 1 | 5- 4 | | | | |
| 1- 13 | 0- 0 | 0- 0 | AWAY | 0- 0 | 0- 1 | 1- 2 | | | | |
| 1- 1 | 0- 0 | 0- 0 | NEUTRAL | 0- 1 | 0- 0 | 1- 0 | | | | |
| 5- 7 | 0- 0 | 0- 1 | NON-CONFERENCE | 0- 2 | 0- 0 | 5- 4 | | | | |
| 4- 0 | 0- 0 | 0- 0 | HOME | 0- 0 | 0- 0 | 4- 0 | | | | |
| 0- 6 | 0- 0 | 0- 1 | AWAY | 0- 1 | 0- 0 | 0- 4 | | | | |
| 1- 1 | 0- 0 | 0- 0 | NEUTRAL | 0- 1 | 0- 0 | 1- 0 | | | | |
| 3- 13 | 0- 0 | 0- 2 | CONFERENCE | 0- 0 | 1- 4 | 2- 7 | | | | |
| 2- 6 | 0- 0 | 0- 1 | HOME | 0- 0 | 1- 1 | 1- 4 | | | | |
| 1- 7 | 0- 0 | 0- 1 | AWAY | 0- 0 | 0- 3 | 1- 3 | | | | |
| 0- 0 | 0- 0 | 0- 0 | NEUTRAL | 0- 0 | 0- 0 | 0- 0 | | | | |

| RPI S | Opponent | Score | RPI S | Opponent | Score | RPI S | Opponent | Score | RPI S | Opponent | Score | Team's RPI: 311 |
|---------------------------|---------------------|-------|-------|---------------------|-------|-------|---------------------|-------|-------|----------|-------|-----------------|
| 45 | A Dayton | 65 77 | 64 | N Drexel | 47 65 | 103 | H Saint Louis | 60 81 | | | | |
| 48 | H George Washington | 54 60 | 94 | A Buffalo | 47 61 | 109 | A Saint Joseph's | 50 81 | | | | |
| 50 | A Iowa | 30 71 | | | | 113 | A Fordham | 43 74 | | | | |
| | | | | | | 136 | H Duquesne | 75 67 | | | | |
| | | | | | | 138 | A VCU | 52 55 | | | | |
| | | | | | | 167 | A La Salle | 64 68 | | | | |
| | | | | | | 167 | H La Salle | 52 57 | | | | |
| | | | | | | 177 | A Hartford | 56 75 | | | | |
| | | | | | | 189 | A Hofstra | 55 71 | | | | |
| | | | | | | 190 | H George Mason | 55 66 | | | | |
| | | | | | | 225 | A Richmond | 45 56 | | | | |
| | | | | | | 239 | H St. Bonaventure | 38 55 | | | | |
| | | | | | | 245 | A Boston U. | 60 64 | | | | |
| | | | | | | 267 | H Bryant | 68 62 | | | | |
| | | | | | | 276 | A Davidson | 61 60 | | | | |
| | | | | | | 276 | H Davidson | 59 63 | | | | |
| | | | | | | 294 | H North Dakota St. | 70 58 | | | | |
| | | | | | | 297 | H Holy Cross | 69 66 | | | | |
| | | | | | | 300 | A Rhode Island | 50 53 | | | | |
| | | | | | | 300 | H Rhode Island | 68 67 | | | | |
| | | | | | | 302 | A FIU | 57 58 | | | | |
| | | | | | | 318 | H Central Conn. St. | 76 37 | | | | |
| | | | | | | 328 | N Montana | 59 58 | | | | |
| LAST 12 Division I GAMES: | | | | | | | | | | | | |
| 328 | N Montana | 59 58 | 103 | H Saint Louis | 60 81 | | | | | | | |
| 300 | A Rhode Island | 50 53 | 138 | A VCU | 52 55 | | | | | | | |
| 167 | H La Salle | 52 57 | 167 | A La Salle | 64 68 | | | | | | | |
| 225 | A Richmond | 45 56 | 48 | H George Washington | 54 60 | | | | | | | |
| 113 | A Fordham | 43 74 | 239 | H St. Bonaventure | 38 55 | | | | | | | |
| 276 | H Davidson | 59 63 | 136 | H Duquesne | 75 67 | | | | | | | |

Non-Div I Games: Merrimack 73 44

Massachusetts

Loss, Non-Conf, S Site, H Home A Away N Neutral

| | | | | | | | | | |
|------------------------------|----------|-----------|----------------|-------------|---------------|----------|------|-------|-----------|
| Average RPI Win: 323 | WON-LOST | WINNING | LAST 10 | STRENGTH OF | OPP. STRENGTH | TEAM | ADJ. | CONF. | ADJ CONF. |
| Average RPI Loss: 158 | RECORD | PCT. RANK | GAMES | SCHEDULE | OF SCHEDULE | RPI | RPI | RPI | RPI |
| DIV. I ONLY | 8- 15 | 254 | 3- 7 | 296 | 280 | 289 | 289 | 27 | 27 |
| DIV. I NON-CONF. | 1- 6 | 310 | 0- 0 | 231 | 85 | 305 | 305 | 27 | 27 |
| TOTALS | RPI 1-25 | RPI 26-50 | W-L RECORDS | RPI 51-100 | RPI 101-150 | RPI 150+ | | | |
| 8- 15 | 0- 0 | 0- 0 | OVERALL | 0- 2 | 0- 8 | 8- 5 | | | |
| 5- 5 | 0- 0 | 0- 0 | HOME | 0- 1 | 0- 2 | 5- 2 | | | |
| 3- 8 | 0- 0 | 0- 0 | AWAY | 0- 1 | 0- 4 | 3- 3 | | | |
| 0- 2 | 0- 0 | 0- 0 | NEUTRAL | 0- 0 | 0- 2 | 0- 0 | | | |
| 1- 6 | 0- 0 | 0- 0 | NON-CONFERENCE | 0- 1 | 0- 4 | 1- 1 | | | |
| 0- 2 | 0- 0 | 0- 0 | HOME | 0- 0 | 0- 1 | 0- 1 | | | |
| 1- 2 | 0- 0 | 0- 0 | AWAY | 0- 1 | 0- 1 | 1- 0 | | | |
| 0- 2 | 0- 0 | 0- 0 | NEUTRAL | 0- 0 | 0- 2 | 0- 0 | | | |
| 7- 9 | 0- 0 | 0- 0 | CONFERENCE | 0- 1 | 0- 4 | 7- 4 | | | |
| 5- 3 | 0- 0 | 0- 0 | HOME | 0- 1 | 0- 1 | 5- 1 | | | |
| 2- 6 | 0- 0 | 0- 0 | AWAY | 0- 0 | 0- 3 | 2- 3 | | | |
| 0- 0 | 0- 0 | 0- 0 | NEUTRAL | 0- 0 | 0- 0 | 0- 0 | | | |

| RPI S | Opponent | Score | RPI S | Opponent | Score | RPI S | Opponent | Score | RPI S | Opponent | Score | Team's RPI: 289 |
|---------------------------|----------|--------------------|-------|----------|-------|-------|-------------------|-------|-------|----------------------|-------|-----------------|
| | | | | | | 55 | A Tulane | 65 82 | 101 | A Abilene Christian | 65 77 | |
| | | | | | | 97 | H SFA | 65 96 | 107 | A Central Ark. | 52 67 | |
| | | | | | | | | | 107 | H Central Ark. | 49 72 | |
| | | | | | | | | | 130 | N Alabama | 63 84 | |
| | | | | | | | | | 135 | A Lamar University | 57 79 | |
| | | | | | | | | | 141 | N Pittsburgh | 65 71 | |
| | | | | | | | | | 144 | A TCU | 70 74 | |
| | | | | | | | | | 148 | H Louisiana Tech | 56 66 | |
| | | | | | | | | | 160 | H Louisiana | 70 77 | |
| | | | | | | | | | 214 | A New Orleans | 85 92 | |
| | | | | | | | | | 214 | H New Orleans | 59 71 | |
| | | | | | | | | | 288 | A A&M-Corpus Christi | 66 77 | |
| | | | | | | | | | 306 | H Nicholls St. | 59 52 | |
| | | | | | | | | | 307 | A Northwestern St. | 68 63 | |
| | | | | | | | | | 307 | H Northwestern St. | 68 52 | |
| | | | | | | | | | 327 | A Southeastern La. | 86 83 | |
| | | | | | | | | | 331 | H Incarnate Word | 78 61 | |
| | | | | | | | | | 334 | A La.-Monroe | 78 52 | |
| | | | | | | | | | 336 | A Houston Baptist | 68 72 | |
| | | | | | | | | | 336 | H Houston Baptist | 68 53 | |
| | | | | | | | | | 338 | H Sam Houston St. | 79 56 | |
| LAST 12 Division I GAMES: | | | | | | | | | | | | |
| 288 | A | A&M-Corpus Christi | 66 | 77 | 107 | H | Central Ark. | 49 | 72 | | | |
| 336 | A | Houston Baptist | 68 | 72 | 101 | A | Abilene Christian | 65 | 77 | | | |
| 306 | H | Nicholls St. | 59 | 52 | 214 | H | New Orleans | 59 | 71 | | | |
| 214 | A | New Orleans | 85 | 92 | 307 | H | Northwestern St. | 68 | 52 | | | |
| 331 | H | Incarnate Word | 78 | 61 | 107 | A | Central Ark. | 52 | 67 | | | |
| 135 | A | Lamar University | 57 | 79 | 327 | A | Southeastern La. | 86 | 83 | | | |

Non-Div I Games: LSU-Alexandria 100 66 Louisiana Col. 88 47 Southern-N.O. 94 65 Wiley 72 56
McNeese

| | | | | | | | | | | |
|-------------------|----------|-----------|----------------|------------|-------------|---------------|------|------|-------|-----------|
| Average RPI Win: | 163 | WON-LOST | WINNING | LAST 10 | STRENGTH OF | OPP. STRENGTH | TEAM | ADJ. | CONF. | ADJ CONF. |
| Average RPI Loss: | 120 | RECORD | PCT. RANK | GAMES | SCHEDULE | OF SCHEDULE | RPI | RPI | RPI | RPI |
| DIV. I ONLY | 13- 15 | 192 | 5- 5 | 87 | 81 | 155 | 155 | 5 | 5 | |
| DIV. I NON-CONF. | 7- 6 | 157 | 0- 0 | 275 | 180 | 220 | 220 | 5 | 5 | |
| <hr/> | | | | | | | | | | |
| TOTALS | RPI 1-25 | RPI 26-50 | W-L RECORDS | RPI 51-100 | RPI 101-150 | RPI 150+ | | | | |
| 13- 15 | 0- 3 | 1- 1 | OVERALL | 2- 3 | 3- 2 | 7- 6 | | | | |
| 10- 5 | 0- 1 | 1- 0 | HOME | 1- 2 | 2- 1 | 6- 1 | | | | |
| 3- 9 | 0- 2 | 0- 1 | AWAY | 1- 1 | 1- 1 | 1- 4 | | | | |
| 0- 1 | 0- 0 | 0- 0 | NEUTRAL | 0- 0 | 0- 0 | 0- 1 | | | | |
| 7- 6 | 0- 0 | 0- 0 | NON-CONFERENCE | 1- 1 | 1- 0 | 5- 5 | | | | |
| 6- 2 | 0- 0 | 0- 0 | HOME | 1- 1 | 1- 0 | 4- 1 | | | | |
| 1- 3 | 0- 0 | 0- 0 | AWAY | 0- 0 | 0- 0 | 1- 3 | | | | |
| 0- 1 | 0- 0 | 0- 0 | NEUTRAL | 0- 0 | 0- 0 | 0- 1 | | | | |
| 6- 9 | 0- 3 | 1- 1 | CONFERENCE | 1- 2 | 2- 2 | 2- 1 | | | | |
| 4- 3 | 0- 1 | 1- 0 | HOME | 0- 1 | 1- 1 | 2- 0 | | | | |
| 2- 6 | 0- 2 | 0- 1 | AWAY | 1- 1 | 1- 1 | 0- 1 | | | | |
| 0- 0 | 0- 0 | 0- 0 | NEUTRAL | 0- 0 | 0- 0 | 0- 0 | | | | |

| RPI 1-25 | | | | RPI 26-50 | | | | RPI 51-100 | | | | RPI 101+ Team's RPI: 155 | | | |
|---------------------------|---|---------------|-------|-----------|---|------------|-------|------------|---|-------------|-------|--------------------------|---|-------------------|-------|
| RPI | S | Opponent | Score | RPI | S | Opponent | Score | RPI | S | Opponent | Score | RPI | S | Opponent | Score |
| 1 | A | UConn | 48 91 | 35 | A | South Fla. | 49 79 | 52 | H | Little Rock | 44 54 | 104 | A | UCF | 65 62 |
| 20 | A | Temple | 51 66 | 35 | H | South Fla. | 62 57 | 55 | A | Tulane | 55 52 | 104 | H | UCF | 65 59 |
| 20 | H | Temple | 67 73 | | | | | 90 | H | Vanderbilt | 75 59 | 143 | A | Cincinnati | 57 68 |
| | | | | | | | | 93 | A | SMU | 44 53 | 143 | H | Cincinnati | 59 66 |
| | | | | | | | | 93 | H | SMU | 39 60 | 148 | H | Louisiana Tech | 56 54 |
| | | | | | | | | | | | | 153 | N | Arkansas | 61 91 |
| | | | | | | | | | | | | 156 | H | Missouri St. | 69 60 |
| | | | | | | | | | | | | 164 | A | Tulsa | 52 57 |
| | | | | | | | | | | | | 165 | H | East Carolina | 72 50 |
| | | | | | | | | | | | | 170 | H | Kansas | 58 68 |
| | | | | | | | | | | | | 171 | H | Houston | 66 65 |
| | | | | | | | | | | | | 184 | A | Southern Ill. | 61 69 |
| | | | | | | | | | | | | 208 | A | Illinois | 64 54 |
| | | | | | | | | | | | | 237 | A | Samford | 42 48 |
| | | | | | | | | | | | | 273 | H | Southeast Mo. St. | 65 63 |
| | | | | | | | | | | | | 287 | A | Nevada | 67 75 |
| | | | | | | | | | | | | 306 | H | Nicholls St. | 73 62 |
| | | | | | | | | | | | | 307 | H | Northwestern St. | 54 38 |
| <hr/> | | | | | | | | | | | | | | | |
| LAST 12 Division I GAMES: | | | | | | | | | | | | | | | |
| 1 | A | UConn | 48 91 | 93 | A | SMU | 44 53 | | | | | | | | |
| 93 | H | SMU | 39 60 | 104 | H | UCF | 65 59 | | | | | | | | |
| 143 | A | Cincinnati | 57 68 | 171 | H | Houston | 66 65 | | | | | | | | |
| 165 | H | East Carolina | 72 50 | 20 | A | Temple | 51 66 | | | | | | | | |
| 55 | A | Tulane | 55 52 | 35 | A | South Fla. | 49 79 | | | | | | | | |
| 35 | H | South Fla. | 62 57 | 143 | H | Cincinnati | 59 66 | | | | | | | | |

Non-Div I Games:

Memphis

■ Loss,
 ■ Non-Conf,
 ■ S Site,
 ■ H Home
 ■ A Away
 N Neutral

| | | | | | | | | | | |
|-------------------|----------|-----------|----------------|------------|-------------|---------------|------|------|-------|-----------|
| Average RPI Win: | 242 | WON-LOST | WINNING | LAST 10 | STRENGTH OF | OPP. STRENGTH | TEAM | ADJ. | CONF. | ADJ CONF. |
| Average RPI Loss: | 62 | RECORD | PCT. RANK | GAMES | SCHEDULE | OF SCHEDULE | RPI | RPI | RPI | RPI |
| DIV. I ONLY | 20- 5 | 20 | 9- 1 | 286 | 149 | 89 | 89 | 17 | 17 | |
| DIV. I NON-CONF. | 8- 3 | 67 | 0- 0 | 308 | 69 | 119 | 119 | 20 | 20 | |
| TOTALS | RPI 1-25 | RPI 26-50 | W-L RECORDS | RPI 51-100 | RPI 101-150 | RPI 150+ | | | | |
| 20- 5 | 0- 1 | 0- 0 | OVERALL | 0- 4 | 0- 0 | 20- 0 | | | | |
| 9- 2 | 0- 1 | 0- 0 | HOME | 0- 1 | 0- 0 | 9- 0 | | | | |
| 11- 3 | 0- 0 | 0- 0 | AWAY | 0- 3 | 0- 0 | 11- 0 | | | | |
| 0- 0 | 0- 0 | 0- 0 | NEUTRAL | 0- 0 | 0- 0 | 0- 0 | | | | |
| 8- 3 | 0- 1 | 0- 0 | NON-CONFERENCE | 0- 2 | 0- 0 | 8- 0 | | | | |
| 3- 1 | 0- 1 | 0- 0 | HOME | 0- 0 | 0- 0 | 3- 0 | | | | |
| 5- 2 | 0- 0 | 0- 0 | AWAY | 0- 2 | 0- 0 | 5- 0 | | | | |
| 0- 0 | 0- 0 | 0- 0 | NEUTRAL | 0- 0 | 0- 0 | 0- 0 | | | | |
| 12- 2 | 0- 0 | 0- 0 | CONFERENCE | 0- 2 | 0- 0 | 12- 0 | | | | |
| 6- 1 | 0- 0 | 0- 0 | HOME | 0- 1 | 0- 0 | 6- 0 | | | | |
| 6- 1 | 0- 0 | 0- 0 | AWAY | 0- 1 | 0- 0 | 6- 0 | | | | |
| 0- 0 | 0- 0 | 0- 0 | NEUTRAL | 0- 0 | 0- 0 | 0- 0 | | | | |

| RPI 1-25 | | | | RPI 26-50 | | | | RPI 51-100 Team's RPI: 89 | | | | RPI 101+ | | | |
|---------------------------|---|---------------|-------|-----------|---|---------------|-------|---------------------------|---|--------------|-------|----------|---|---------------|-------|
| RPI | S | Opponent | Score | RPI | S | Opponent | Score | RPI | S | Opponent | Score | RPI | S | Opponent | Score |
| 10 | H | Florida St. | 40 83 | | | | | 53 | A | Georgia Tech | 50 70 | 171 | A | Houston | 64 60 |
| | | | | | | | | 81 | A | Georgia | 64 72 | 192 | H | Campbell | 76 60 |
| | | | | | | | | 84 | A | Chattanooga | 50 70 | 195 | A | ETSU | 71 56 |
| | | | | | | | | 84 | H | Chattanooga | 56 74 | 195 | H | ETSU | 72 55 |
| | | | | | | | | | | | | 208 | A | Illinois | 51 33 |
| | | | | | | | | | | | | 215 | A | UNCG | 77 64 |
| | | | | | | | | | | | | 215 | H | UNCG | 58 47 |
| | | | | | | | | | | | | 219 | A | Ga. Southern | 77 56 |
| | | | | | | | | | | | | 237 | A | Samford | 76 68 |
| | | | | | | | | | | | | 237 | H | Samford | 59 49 |
| | | | | | | | | | | | | 244 | A | Wofford | 61 46 |
| | | | | | | | | | | | | 244 | H | Wofford | 54 39 |
| | | | | | | | | | | | | 246 | A | Furman | 68 47 |
| | | | | | | | | | | | | 246 | H | Furman | 76 52 |
| | | | | | | | | | | | | 274 | H | Kennesaw St. | 61 46 |
| | | | | | | | | | | | | 276 | A | Davidson | 67 60 |
| | | | | | | | | | | | | 280 | A | Western Caro. | 59 57 |
| | | | | | | | | | | | | 280 | H | Western Caro. | 84 53 |
| | | | | | | | | | | | | 335 | H | Fla. Atlantic | 74 57 |
| | | | | | | | | | | | | 339 | A | Winthrop | 71 48 |
| LAST 12 Division I GAMES: | | | | | | | | | | | | | | | |
| 237 | A | Samford | 76 68 | 84 | A | Chattanooga | 50 70 | | | | | | | | |
| 246 | A | Furman | 68 47 | 237 | H | Samford | 59 49 | | | | | | | | |
| 244 | A | Wofford | 61 46 | 244 | H | Wofford | 54 39 | | | | | | | | |
| 215 | H | UNCG | 58 47 | 246 | H | Furman | 76 52 | | | | | | | | |
| 280 | H | Western Caro. | 84 53 | 280 | A | Western Caro. | 59 57 | | | | | | | | |
| 195 | A | ETSU | 71 56 | 215 | A | UNCG | 77 64 | | | | | | | | |

Non-Div I Games: West Ga. 67 36 Paine 93 50 Emmanuel (GA) 84 70

Mercer

Loss, Non-Conf, S Site, H Home A Away N Neutral

| Average RPI Win: | 133 | WON-LOST | WINNING | LAST 10 | STRENGTH OF | OPP. STRENGTH | TEAM | ADJ. | CONF. | ADJ CONF. |
|-------------------|----------|-----------|----------------|------------|-------------|---------------|------|------|-------|-----------|
| Average RPI Loss: | 12 | RECORD | PCT. RANK | GAMES | SCHEDULE | OF SCHEDULE | RPI | RPI | RPI | RPI |
| DIV. I ONLY | 20- 7 | 51 | 6- 4 | 28 | 23 | 16 | 16 | 3 | 3 | |
| DIV. I NON-CONF. | 11- 1 | 12 | 0- 0 | 146 | 49 | 17 | 17 | 4 | 4 | |
| TOTALS | RPI 1-25 | RPI 26-50 | W-L RECORDS | RPI 51-100 | RPI 101-150 | RPI 150+ | | | | |
| 20- 7 | 1- 6 | 2- 1 | OVERALL | 5- 0 | 7- 0 | 5- 0 | | | | |
| 12- 2 | 0- 2 | 1- 0 | HOME | 2- 0 | 5- 0 | 4- 0 | | | | |
| 7- 5 | 1- 4 | 1- 1 | AWAY | 3- 0 | 1- 0 | 1- 0 | | | | |
| 1- 0 | 0- 0 | 0- 0 | NEUTRAL | 0- 0 | 1- 0 | 0- 0 | | | | |
| 11- 1 | 1- 1 | 0- 0 | NON-CONFERENCE | 2- 0 | 4- 0 | 4- 0 | | | | |
| 7- 0 | 0- 0 | 0- 0 | HOME | 1- 0 | 3- 0 | 3- 0 | | | | |
| 3- 1 | 1- 1 | 0- 0 | AWAY | 1- 0 | 0- 0 | 1- 0 | | | | |
| 1- 0 | 0- 0 | 0- 0 | NEUTRAL | 0- 0 | 1- 0 | 0- 0 | | | | |
| 9- 6 | 0- 5 | 2- 1 | CONFERENCE | 3- 0 | 3- 0 | 1- 0 | | | | |
| 5- 2 | 0- 2 | 1- 0 | HOME | 1- 0 | 2- 0 | 1- 0 | | | | |
| 4- 4 | 0- 3 | 1- 1 | AWAY | 2- 0 | 1- 0 | 0- 0 | | | | |
| 0- 0 | 0- 0 | 0- 0 | NEUTRAL | 0- 0 | 0- 0 | 0- 0 | | | | |

| RPI S | Opponent | Score | RPI S | Opponent | Score | RPI S | Opponent | Score | RPI S | Opponent | Score |
|---------------------------|-----------------|-------|-------|----------------------|--------|-------|-------------------|-------|-------|------------------|--------|
| 2 | H Notre Dame | 55 67 | 31 | A Syracuse | 48 81 | 68 | A St. John's (NY) | 62 50 | 111 | H North Carolina | 100 88 |
| 8 | A Duke | 70 83 | 38 | A North Carolina St. | 67 64 | 72 | A Wake Forest | 79 56 | 116 | H Charlotte | 80 46 |
| 10 | A Florida St. | 71 80 | 47 | H Virginia | 63 52 | 92 | A Virginia Tech | 79 69 | 118 | H Clemson | 81 57 |
| 10 | H Florida St. | 66 81 | | | | 92 | H Virginia Tech | 82 75 | 119 | H Old Dominion | 66 56 |
| 12 | A Louisville | 59 63 | | | | 100 | H Texas Tech | 74 56 | 133 | N Albany (NY) | 77 53 |
| 14 | A Kentucky | 66 82 | | | | | | | 137 | H Maine | 76 51 |
| 25 | A Ohio St. | 94 89 | | | | | | | 141 | A Pittsburgh | 82 50 |
| | | | | | | | | | 163 | H Boston College | 58 51 |
| | | | | | | | | | 201 | H Grambling | 89 61 |
| | | | | | | | | | 272 | H Coppin St. | 75 35 |
| | | | | | | | | | 302 | A FIU | 69 49 |
| | | | | | | | | | 319 | H Loyola Chicago | 81 43 |
| LAST 12 Division I GAMES: | | | | | | | | | | | |
| 92 | A Virginia Tech | 79 69 | 163 | H Boston College | 58 51 | | | | | | |
| 8 | A Duke | 70 83 | 111 | H North Carolina | 100 88 | | | | | | |
| 118 | H Clemson | 81 57 | 31 | A Syracuse | 48 81 | | | | | | |
| 47 | H Virginia | 63 52 | 12 | A Louisville | 59 63 | | | | | | |
| 10 | A Florida St. | 71 80 | 92 | H Virginia Tech | 82 75 | | | | | | |
| 72 | A Wake Forest | 79 56 | 2 | H Notre Dame | 55 67 | | | | | | |

Non-Div I Games:

Miami (FL)

■ Loss,
■ Non-Conf, S Site,
■ Home
■ Away
N Neutral

| | | | | | | | | | | |
|-------------------|----------|-----------|----------------|------------|-------------|---------------|------|------|-------|-----------|
| Average RPI Win: | 275 | WON-LOST | WINNING | LAST 10 | STRENGTH OF | OPP. STRENGTH | TEAM | ADJ. | CONF. | ADJ CONF. |
| Average RPI Loss: | 120 | RECORD | PCT. RANK | GAMES | SCHEDULE | OF SCHEDULE | RPI | RPI | RPI | RPI |
| DIV. I ONLY | 8- 19 | 276 | 3- 7 | 121 | 189 | 232 | 232 | 10 | 10 | |
| DIV. I NON-CONF. | 4- 7 | 224 | 0- 0 | 195 | 331 | 234 | 234 | 11 | 11 | |
| TOTALS | RPI 1-25 | RPI 26-50 | W-L RECORDS | RPI 51-100 | RPI 101-150 | RPI 150+ | | | | |
| 8- 19 | 0- 0 | 0- 1 | OVERALL | 0- 8 | 0- 4 | 8- 6 | | | | |
| 2- 9 | 0- 0 | 0- 0 | HOME | 0- 4 | 0- 2 | 2- 3 | | | | |
| 4- 8 | 0- 0 | 0- 1 | AWAY | 0- 4 | 0- 2 | 4- 1 | | | | |
| 2- 2 | 0- 0 | 0- 0 | NEUTRAL | 0- 0 | 0- 0 | 2- 2 | | | | |
| 4- 7 | 0- 0 | 0- 0 | NON-CONFERENCE | 0- 1 | 0- 2 | 4- 4 | | | | |
| 0- 3 | 0- 0 | 0- 0 | HOME | 0- 1 | 0- 1 | 0- 1 | | | | |
| 2- 2 | 0- 0 | 0- 0 | AWAY | 0- 0 | 0- 1 | 2- 1 | | | | |
| 2- 2 | 0- 0 | 0- 0 | NEUTRAL | 0- 0 | 0- 0 | 2- 2 | | | | |
| 4- 12 | 0- 0 | 0- 1 | CONFERENCE | 0- 7 | 0- 2 | 4- 2 | | | | |
| 2- 6 | 0- 0 | 0- 0 | HOME | 0- 3 | 0- 1 | 2- 2 | | | | |
| 2- 6 | 0- 0 | 0- 1 | AWAY | 0- 4 | 0- 1 | 2- 0 | | | | |
| 0- 0 | 0- 0 | 0- 0 | NEUTRAL | 0- 0 | 0- 0 | 0- 0 | | | | |

| RPI 1-25 | | | | RPI 26-50 | | | | RPI 51-100 | | | | RPI 101+ | | | | Team's RPI: 232 | |
|---------------------------|---|----------|-------|-----------|---|---------------|-------|------------|---|---------------|-------|----------|---|---------------|-------|-----------------|--|
| RPI | S | Opponent | Score | RPI | S | Opponent | Score | RPI | S | Opponent | Score | RPI | S | Opponent | Score | | |
| | | | | 41 | A | Central Mich. | 61 80 | 51 | A | Ohio | 63 77 | 108 | A | Kent St. | 66 84 | | |
| | | | | | | | | 51 | H | Ohio | 62 79 | 110 | H | Ball St. | 60 81 | | |
| | | | | | | | | 62 | H | IUPUI | 53 65 | 139 | A | Wright St. | 57 65 | | |
| | | | | | | | | 82 | A | Northern Ill. | 76 89 | 143 | H | Cincinnati | 43 49 | | |
| | | | | | | | | 82 | H | Northern Ill. | 61 63 | 167 | N | La Salle | 70 79 | | |
| | | | | | | | | 85 | A | Toledo | 50 64 | 169 | A | Morehead St. | 43 77 | | |
| | | | | | | | | 94 | A | Buffalo | 45 71 | 173 | N | Providence | 59 75 | | |
| | | | | | | | | 94 | H | Buffalo | 51 68 | 178 | H | Western Mich. | 60 85 | | |
| | | | | | | | | | | | | 210 | H | Indiana St. | 54 62 | | |
| | | | | | | | | | | | | 241 | A | Akron | 66 62 | | |
| | | | | | | | | | | | | 241 | H | Akron | 54 49 | | |
| | | | | | | | | | | | | 243 | H | Bowling Green | 59 61 | | |
| | | | | | | | | | | | | 253 | A | Austin Peay | 73 58 | | |
| | | | | | | | | | | | | 285 | A | Northern Ky. | 60 50 | | |
| | | | | | | | | | | | | 286 | A | Eastern Mich. | 79 63 | | |
| | | | | | | | | | | | | 286 | H | Eastern Mich. | 72 61 | | |
| | | | | | | | | | | | | 293 | N | Eastern Ky. | 65 54 | | |
| | | | | | | | | | | | | 317 | N | Fort Wayne | 69 47 | | |
| LAST 12 Division I GAMES: | | | | | | | | | | | | | | | | | |
| | | | | 51 | A | Ohio | 63 77 | 110 | H | Ball St. | 60 81 | | | | | | |
| | | | | 241 | A | Akron | 66 62 | 108 | A | Kent St. | 66 84 | | | | | | |
| | | | | 243 | H | Bowling Green | 59 61 | 51 | H | Ohio | 62 79 | | | | | | |
| | | | | 82 | H | Northern Ill. | 61 63 | 82 | A | Northern Ill. | 76 89 | | | | | | |
| | | | | 286 | A | Eastern Mich. | 79 63 | 41 | A | Central Mich. | 61 80 | | | | | | |
| | | | | 241 | H | Akron | 54 49 | 94 | H | Buffalo | 51 68 | | | | | | |

Non-Div I Games: Cedarville 70 57 Northwood 64 49

Miami (OH)

■ Loss,
 ■ Non-Conf, S Site,
 ■ Home
 ■ Away
 N Neutral

| | | | | | | | | | | |
|-------------------|----------|-----------|----------------|------------|-------------|---------------|------|------|-------|-----------|
| Average RPI Win: | 164 | WON-LOST | WINNING | LAST 10 | STRENGTH OF | OPP. STRENGTH | TEAM | ADJ. | CONF. | ADJ CONF. |
| Average RPI Loss: | 48 | RECORD | PCT. RANK | GAMES | SCHEDULE | OF SCHEDULE | RPI | RPI | RPI | RPI |
| DIV. I ONLY | 22- 7 | 38 | 7- 3 | 103 | 66 | 40 | 40 | 6 | 6 | |
| DIV. I NON-CONF. | 11- 3 | 53 | 0- 0 | 129 | 117 | 50 | 50 | 6 | 6 | |
| TOTALS | RPI 1-25 | RPI 26-50 | W-L RECORDS | RPI 51-100 | RPI 101-150 | RPI 150+ | | | | |
| 22- 7 | 0- 4 | 2- 2 | OVERALL | 6- 0 | 1- 0 | 13- 1 | | | | |
| 14- 1 | 0- 0 | 2- 1 | HOME | 3- 0 | 1- 0 | 8- 0 | | | | |
| 6- 5 | 0- 3 | 0- 1 | AWAY | 2- 0 | 0- 0 | 4- 1 | | | | |
| 2- 1 | 0- 1 | 0- 0 | NEUTRAL | 1- 0 | 0- 0 | 1- 0 | | | | |
| 11- 3 | 0- 2 | 0- 0 | NON-CONFERENCE | 3- 0 | 1- 0 | 7- 1 | | | | |
| 7- 0 | 0- 0 | 0- 0 | HOME | 1- 0 | 1- 0 | 5- 0 | | | | |
| 2- 2 | 0- 1 | 0- 0 | AWAY | 1- 0 | 0- 0 | 1- 1 | | | | |
| 2- 1 | 0- 1 | 0- 0 | NEUTRAL | 1- 0 | 0- 0 | 1- 0 | | | | |
| 11- 4 | 0- 2 | 2- 2 | CONFERENCE | 3- 0 | 0- 0 | 6- 0 | | | | |
| 7- 1 | 0- 0 | 2- 1 | HOME | 2- 0 | 0- 0 | 3- 0 | | | | |
| 4- 3 | 0- 2 | 0- 1 | AWAY | 1- 0 | 0- 0 | 3- 0 | | | | |
| 0- 0 | 0- 0 | 0- 0 | NEUTRAL | 0- 0 | 0- 0 | 0- 0 | | | | |

| RPI 1-25 | | | | RPI 26-50 | | | | Team's RPI: 40 | RPI 51-100 | | | | RPI 101+ | | | |
|---------------------------|---|--------------|-------|-----------|---|--------------|-------|----------------|------------|---|--------------|-------|----------|---|---------------|--------|
| RPI | S | Opponent | Score | RPI | S | Opponent | Score | | RPI | S | Opponent | Score | RPI | S | Opponent | Score |
| 10 | N | Florida St. | 62 76 | 39 | H | Michigan St. | 68 86 | | 51 | H | Ohio | 69 46 | 145 | H | Oakland | 101 63 |
| 11 | A | UCLA | 64 84 | 44 | A | Indiana | 61 72 | | 53 | A | Georgia Tech | 92 52 | 178 | H | Western Mich. | 66 40 |
| 21 | A | Maryland | 70 83 | 44 | H | Indiana | 78 74 | | 71 | H | Northwestern | 80 54 | 187 | A | Nebraska | 84 51 |
| 25 | A | Ohio St. | 87 96 | 50 | H | Iowa | 72 70 | | 77 | N | Gonzaga | 78 66 | 187 | H | Nebraska | 88 60 |
| | | | | | | | | | 78 | H | Minnesota | 84 69 | 188 | A | Xavier | 58 61 |
| | | | | | | | | | 83 | A | Purdue | 72 62 | 194 | H | American | 82 33 |
| | | | | | | | | | | | | | 208 | A | Illinois | 86 70 |
| | | | | | | | | | | | | | 211 | A | Wisconsin | 73 56 |
| | | | | | | | | | | | | | 211 | H | Wisconsin | 75 66 |
| | | | | | | | | | | | | | 212 | H | Rutgers | 63 50 |
| | | | | | | | | | | | | | 231 | H | Howard | 109 41 |
| | | | | | | | | | | | | | 240 | H | Niagara | 107 35 |
| | | | | | | | | | | | | | 268 | A | San Diego St. | 92 57 |
| | | | | | | | | | | | | | 284 | H | Vermont | 78 56 |
| | | | | | | | | | | | | | 339 | N | Winthrop | 76 39 |
| LAST 12 Division I GAMES: | | | | | | | | | | | | | | | | |
| 187 | H | Nebraska | 88 60 | 208 | A | Illinois | 86 70 | | | | | | | | | |
| 39 | H | Michigan St. | 68 86 | 71 | H | Northwestern | 80 54 | | | | | | | | | |
| 44 | A | Indiana | 61 72 | 187 | A | Nebraska | 84 51 | | | | | | | | | |
| 211 | H | Wisconsin | 75 66 | 21 | A | Maryland | 70 83 | | | | | | | | | |
| 83 | A | Purdue | 72 62 | 78 | H | Minnesota | 84 69 | | | | | | | | | |
| 50 | H | Iowa | 72 70 | 44 | H | Indiana | 78 74 | | | | | | | | | |

Non-Div I Games:

Michigan

■ Loss,
 ■ Non-Conf, S Site,
 ■ Home
 ■ Away
 N Neutral

| | | | | | | | | | | |
|----------------------|------|----------|-----------|----------------|-------------|---------------|----------|------|-------|-----------|
| Average RPI Win: 140 | | WON-LOST | WINNING | LAST 10 | STRENGTH OF | OPP. STRENGTH | TEAM | ADJ. | CONF. | ADJ CONF. |
| Average RPI Loss: 66 | | RECORD | PCT. RANK | GAMES | SCHEDULE | OF SCHEDULE | RPI | RPI | RPI | RPI |
| DIV. I ONLY | | 19- 9 | 81 | 6- 4 | 56 | 59 | 39 | 39 | 6 | 6 |
| DIV. I NON-CONF. | | 10- 3 | 54 | 0- 0 | 56 | 79 | 32 | 32 | 6 | 6 |
| TOTALS | | RPI 1-25 | RPI 26-50 | W-L RECORDS | RPI 51-100 | RPI 101-150 | RPI 150+ | | | |
| 19- 9 | 1- 2 | | 3- 3 | OVERALL | 3- 3 | 4- 0 | 8- 1 | | | |
| 11- 3 | 1- 2 | | 1- 0 | HOME | 2- 1 | 3- 0 | 4- 0 | | | |
| 7- 6 | 0- 0 | | 2- 3 | AWAY | 1- 2 | 0- 0 | 4- 1 | | | |
| 1- 0 | 0- 0 | | 0- 0 | NEUTRAL | 0- 0 | 1- 0 | 0- 0 | | | |
| 10- 3 | 0- 1 | | 1- 2 | NON-CONFERENCE | 0- 0 | 4- 0 | 5- 0 | | | |
| 5- 1 | 0- 1 | | 0- 0 | HOME | 0- 0 | 3- 0 | 2- 0 | | | |
| 4- 2 | 0- 0 | | 1- 2 | AWAY | 0- 0 | 0- 0 | 3- 0 | | | |
| 1- 0 | 0- 0 | | 0- 0 | NEUTRAL | 0- 0 | 1- 0 | 0- 0 | | | |
| 9- 6 | 1- 1 | | 2- 1 | CONFERENCE | 3- 3 | 0- 0 | 3- 1 | | | |
| 6- 2 | 1- 1 | | 1- 0 | HOME | 2- 1 | 0- 0 | 2- 0 | | | |
| 3- 4 | 0- 0 | | 1- 1 | AWAY | 1- 2 | 0- 0 | 1- 1 | | | |
| 0- 0 | 0- 0 | | 0- 0 | NEUTRAL | 0- 0 | 0- 0 | 0- 0 | | | |

| RPI 1-25 | | | | RPI 26-50 | | | | Team's RPI: 39 | | | | RPI 51-100 | | | | RPI 101+ | | | |
|---------------------------|---|------------|-------|-----------|---|--------------|-------|----------------|---|--------------|-------|------------|---|---------------|-------|----------|---|----------|-------|
| RPI | S | Opponent | Score | RPI | S | Opponent | Score | RPI | S | Opponent | Score | RPI | S | Opponent | Score | RPI | S | Opponent | Score |
| 2 | H | Notre Dame | 61 79 | 31 | A | Syracuse | 64 75 | 71 | A | Northwestern | 65 76 | 105 | H | Wyoming | 63 51 | | | | |
| 21 | H | Maryland | 72 89 | 37 | A | Oregon | 55 88 | 78 | A | Minnesota | 93 74 | 134 | N | Delaware | 81 64 | | | | |
| 25 | H | Ohio St. | 94 75 | 40 | A | Michigan | 86 68 | 78 | H | Minnesota | 85 69 | 145 | H | Oakland | 81 74 | | | | |
| | | | | 43 | A | Quinnipiac | 71 54 | 79 | H | Penn St. | 73 64 | 146 | H | Northeastern | 78 44 | | | | |
| | | | | 44 | H | Indiana | 69 60 | 83 | A | Purdue | 54 66 | 166 | A | CSUN | 63 59 | | | | |
| | | | | 50 | A | Iowa | 83 87 | 83 | H | Purdue | 66 76 | 178 | A | Western Mich. | 68 64 | | | | |
| | | | | | | | | | | | | 187 | H | Nebraska | 93 73 | | | | |
| | | | | | | | | | | | | 208 | H | Illinois | 71 47 | | | | |
| | | | | | | | | | | | | 211 | A | Wisconsin | 81 57 | | | | |
| | | | | | | | | | | | | 212 | A | Rutgers | 58 62 | | | | |
| | | | | | | | | | | | | 224 | H | Southern U. | 70 55 | | | | |
| | | | | | | | | | | | | 276 | H | Davidson | 70 34 | | | | |
| | | | | | | | | | | | | 300 | A | Rhode Island | 85 48 | | | | |
| LAST 12 Division I GAMES: | | | | | | | | | | | | | | | | | | | |
| 79 | H | Penn St. | 73 64 | 78 | A | Minnesota | 93 74 | | | | | | | | | | | | |
| 40 | A | Michigan | 86 68 | 211 | A | Wisconsin | 81 57 | | | | | | | | | | | | |
| 78 | H | Minnesota | 85 69 | 83 | H | Purdue | 66 76 | | | | | | | | | | | | |
| 21 | H | Maryland | 72 89 | 71 | A | Northwestern | 65 76 | | | | | | | | | | | | |
| 50 | A | Iowa | 83 87 | 212 | A | Rutgers | 58 62 | | | | | | | | | | | | |
| 44 | H | Indiana | 69 60 | 25 | H | Ohio St. | 94 75 | | | | | | | | | | | | |

Non-Div I Games:

Michigan St.

Loss, Non-Conf, S Site, H Home A Away N Neutral

| | | | | | | | | | | |
|-------------------|----------|-----------|----------------|------------|-------------|---------------|------|------|-------|-----------|
| Average RPI Win: | 197 | WON-LOST | WINNING | LAST 10 | STRENGTH OF | OPP. STRENGTH | TEAM | ADJ. | CONF. | ADJ CONF. |
| Average RPI Loss: | 47 | RECORD | PCT. RANK | GAMES | SCHEDULE | OF SCHEDULE | RPI | RPI | RPI | RPI |
| DIV. I ONLY | 17- 9 | 95 | 8- 2 | 71 | 91 | 75 | 75 | 15 | 15 | |
| DIV. I NON-CONF. | 5- 6 | 186 | 0- 0 | 27 | 5 | 96 | 96 | 16 | 16 | |
| TOTALS | RPI 1-25 | RPI 26-50 | W-L RECORDS | RPI 51-100 | RPI 101-150 | RPI 150+ | | | | |
| 17- 9 | 0- 2 | 1- 4 | OVERALL | 1- 2 | 3- 1 | 12- 0 | | | | |
| 10- 5 | 0- 1 | 1- 2 | HOME | 1- 2 | 0- 0 | 8- 0 | | | | |
| 7- 4 | 0- 1 | 0- 2 | AWAY | 0- 0 | 3- 1 | 4- 0 | | | | |
| 0- 0 | 0- 0 | 0- 0 | NEUTRAL | 0- 0 | 0- 0 | 0- 0 | | | | |
| 5- 6 | 0- 2 | 1- 2 | NON-CONFERENCE | 1- 2 | 0- 0 | 3- 0 | | | | |
| 3- 4 | 0- 1 | 1- 1 | HOME | 1- 2 | 0- 0 | 1- 0 | | | | |
| 2- 2 | 0- 1 | 0- 1 | AWAY | 0- 0 | 0- 0 | 2- 0 | | | | |
| 0- 0 | 0- 0 | 0- 0 | NEUTRAL | 0- 0 | 0- 0 | 0- 0 | | | | |
| 12- 3 | 0- 0 | 0- 2 | CONFERENCE | 0- 0 | 3- 1 | 9- 0 | | | | |
| 7- 1 | 0- 0 | 0- 1 | HOME | 0- 0 | 0- 0 | 7- 0 | | | | |
| 5- 2 | 0- 0 | 0- 1 | AWAY | 0- 0 | 3- 1 | 2- 0 | | | | |
| 0- 0 | 0- 0 | 0- 0 | NEUTRAL | 0- 0 | 0- 0 | 0- 0 | | | | |

| RPI 1-25 | | | | RPI 26-50 | | | | RPI 51-100 Team's RPI: 75 | | | | RPI 101+ | | | |
|---------------------------|---|--------------|-------|-----------|---|----------------|-------|---------------------------|---|--------------|-------|----------|---|----------------|-------|
| RPI | S | Opponent | Score | RPI | S | Opponent | Score | RPI | S | Opponent | Score | RPI | S | Opponent | Score |
| 12 | H | Louisville | 72 91 | 28 | H | Arizona St. | 48 69 | 51 | H | Ohio | 52 73 | 116 | A | Charlotte | 83 81 |
| 14 | A | Kentucky | 48 61 | 41 | H | Central Mich. | 79 69 | 53 | H | Georgia Tech | 60 61 | 119 | A | Old Dominion | 80 63 |
| | | | | 46 | A | Western Ky. | 51 66 | 55 | H | Tulane | 62 59 | 124 | A | Southern Miss. | 61 81 |
| | | | | 46 | H | Western Ky. | 75 82 | | | | | 148 | A | Louisiana Tech | 79 65 |
| | | | | 47 | A | Virginia | 51 63 | | | | | 156 | A | Missouri St. | 71 52 |
| | | | | | | | | | | | | 168 | H | Rice | 71 61 |
| | | | | | | | | | | | | 182 | A | UAB | 64 61 |
| | | | | | | | | | | | | 183 | H | North Texas | 60 52 |
| | | | | | | | | | | | | 191 | H | UTSA | 77 63 |
| | | | | | | | | | | | | 253 | H | Austin Peay | 82 51 |
| | | | | | | | | | | | | 261 | A | Marshall | 72 63 |
| | | | | | | | | | | | | 261 | H | Marshall | 94 69 |
| | | | | | | | | | | | | 275 | A | Tennessee Tech | 73 62 |
| | | | | | | | | | | | | 299 | H | UTEP | 76 53 |
| | | | | | | | | | | | | 302 | H | FIU | 95 43 |
| | | | | | | | | | | | | 335 | H | Fla. Atlantic | 87 69 |
| LAST 12 Division I GAMES: | | | | | | | | | | | | | | | |
| 261 | H | Marshall | 94 69 | 148 | A | Louisiana Tech | 79 65 | | | | | | | | |
| 46 | H | Western Ky. | 75 82 | 124 | A | Southern Miss. | 61 81 | | | | | | | | |
| 116 | A | Charlotte | 83 81 | 335 | H | Fla. Atlantic | 87 69 | | | | | | | | |
| 119 | A | Old Dominion | 80 63 | 302 | H | FIU | 95 43 | | | | | | | | |
| 299 | H | UTEP | 76 53 | 46 | A | Western Ky. | 51 66 | | | | | | | | |
| 191 | H | UTSA | 77 63 | 261 | A | Marshall | 72 63 | | | | | | | | |

Non-Div I Games:

Middle Tenn.

■ Loss,
 ■ Non-Conf, S Site,
 ■ Home
 ■ Away
 N Neutral

| | | | | | | | | | | |
|-------------------|----------|-----------|----------------|------------|-------------|---------------|------|------|-------|-----------|
| Average RPI Win: | 256 | WON-LOST | WINNING | LAST 10 | STRENGTH OF | OPP. STRENGTH | TEAM | ADJ. | CONF. | ADJ CONF. |
| Average RPI Loss: | 121 | RECORD | PCT. RANK | GAMES | SCHEDULE | OF SCHEDULE | RPI | RPI | RPI | RPI |
| DIV. I ONLY | 19- 9 | 81 | 5- 3 | 314 | 185 | 158 | 158 | 19 | 19 | |
| DIV. I NON-CONF. | 8- 3 | 67 | 1- 0 | 333 | 150 | 169 | 169 | 21 | 21 | |
| TOTALS | RPI 1-25 | RPI 26-50 | W-L RECORDS | RPI 51-100 | RPI 101-150 | RPI 150+ | | | | |
| 19- 9 | 0- 0 | 1- 2 | OVERALL | 1- 2 | 0- 3 | 17- 2 | | | | |
| 11- 3 | 0- 0 | 1- 0 | HOME | 1- 1 | 0- 2 | 9- 0 | | | | |
| 7- 6 | 0- 0 | 0- 2 | AWAY | 0- 1 | 0- 1 | 7- 2 | | | | |
| 1- 0 | 0- 0 | 0- 0 | NEUTRAL | 0- 0 | 0- 0 | 1- 0 | | | | |
| 8- 3 | 0- 0 | 0- 1 | NON-CONFERENCE | 1- 2 | 0- 0 | 7- 0 | | | | |
| 4- 1 | 0- 0 | 0- 0 | HOME | 1- 1 | 0- 0 | 3- 0 | | | | |
| 3- 2 | 0- 0 | 0- 1 | AWAY | 0- 1 | 0- 0 | 3- 0 | | | | |
| 1- 0 | 0- 0 | 0- 0 | NEUTRAL | 0- 0 | 0- 0 | 1- 0 | | | | |
| 11- 6 | 0- 0 | 1- 1 | CONFERENCE | 0- 0 | 0- 3 | 10- 2 | | | | |
| 7- 2 | 0- 0 | 1- 0 | HOME | 0- 0 | 0- 2 | 6- 0 | | | | |
| 4- 4 | 0- 0 | 0- 1 | AWAY | 0- 0 | 0- 1 | 4- 2 | | | | |
| 0- 0 | 0- 0 | 0- 0 | NEUTRAL | 0- 0 | 0- 0 | 0- 0 | | | | |

| RPI 1-25 | | | RPI 26-50 | | | RPI 51-100 | | | RPI 101+ | | | Team's RPI: 158 | | | |
|---------------------------|---|----------|-----------|-----|---|----------------|-------|-----|----------|---------------|---------|-----------------|---|------------------|-------|
| RPI | S | Opponent | Score | RPI | S | Opponent | Score | RPI | S | Opponent | Score | | | | |
| | | | | 27 | A | Green Bay | 47 89 | 71 | H | Northwestern | 63 65 | 139 | H | Wright St. | 51 69 |
| | | | | 27 | H | Green Bay | 72 60 | 73 | H | Western Ill. | 76 68 | 145 | A | Oakland | 63 77 |
| | | | | 36 | A | Marquette | 74 85 | 82 | A | Northern Ill. | 104 114 | 145 | H | Oakland | 73 75 |
| | | | | | | | | | | | | 162 | A | Detroit Mercy | 63 77 |
| | | | | | | | | | | | | 162 | H | Detroit Mercy | 81 69 |
| | | | | | | | | | | | | 180 | A | Cleveland St. | 80 78 |
| | | | | | | | | | | | | 180 | H | Cleveland St. | 76 72 |
| | | | | | | | | | | | | 211 | H | Wisconsin | 80 63 |
| | | | | | | | | | | | | 284 | A | Vermont | 68 44 |
| | | | | | | | | | | | | 285 | A | Northern Ky. | 51 72 |
| | | | | | | | | | | | | 285 | H | Northern Ky. | 72 44 |
| | | | | | | | | | | | | 294 | H | North Dakota St. | 79 74 |
| | | | | | | | | | | | | 301 | A | Valparaiso | 85 74 |
| | | | | | | | | | | | | 301 | H | Valparaiso | 80 64 |
| | | | | | | | | | | | | 309 | A | Illinois St. | 68 60 |
| | | | | | | | | | | | | 312 | A | Youngstown St. | 78 74 |
| | | | | | | | | | | | | 312 | H | Youngstown St. | 86 82 |
| | | | | | | | | | | | | 319 | A | Loyola Chicago | 73 46 |
| | | | | | | | | | | | | 323 | A | Ill.-Chicago | 88 65 |
| | | | | | | | | | | | | 323 | H | Ill.-Chicago | 83 55 |
| | | | | | | | | | | | | 332 | N | LIU Brooklyn | 88 50 |
| | | | | | | | | | | | | 340 | H | Chicago St. | 71 49 |
| LAST 12 Division I GAMES: | | | | | | | | | | | | | | | |
| | | | | 27 | H | Green Bay | 72 60 | | | | | 145 | A | Oakland | 63 77 |
| | | | | 284 | A | Vermont | 68 44 | | | | | 162 | A | Detroit Mercy | 63 77 |
| | | | | 285 | A | Northern Ky. | 51 72 | | | | | 312 | A | Youngstown St. | 78 74 |
| | | | | 301 | H | Valparaiso | 80 64 | | | | | 180 | A | Cleveland St. | 80 78 |
| | | | | 180 | H | Cleveland St. | 76 72 | | | | | 27 | A | Green Bay | 47 89 |
| | | | | 312 | H | Youngstown St. | 86 82 | | | | | 323 | H | Ill.-Chicago | 83 55 |

Non-Div I Games:

Milwaukee

■ Loss,
■ Non-Conf,
■ S Site,
■ H Home
■ A Away
N Neutral

Minnesota

Through Games Of Feb. 25, 2017

| | | | | | | | | | | |
|-------------------|----------|-----------|----------------|------------|-------------|---------------|------|------|-------|-----------|
| Average RPI Win: | 139 | WON-LOST | WINNING | LAST 10 | STRENGTH OF | OPP. STRENGTH | TEAM | ADJ. | CONF. | ADJ CONF. |
| Average RPI Loss: | 47 | RECORD | PCT. RANK | GAMES | SCHEDULE | OF SCHEDULE | RPI | RPI | RPI | RPI |
| DIV. I ONLY | 14- 14 | 172 | 3- 6 | 16 | 51 | 78 | 78 | 6 | 6 | |
| DIV. I NON-CONF. | 9- 4 | 85 | 0- 0 | 10 | 35 | 25 | 25 | 6 | 6 | |
| TOTALS | RPI 1-25 | RPI 26-50 | W-L RECORDS | RPI 51-100 | RPI 101-150 | RPI 150+ | | | | |
| 14- 14 | 0- 5 | 1- 5 | OVERALL | 3- 3 | 4- 1 | 6- 0 | | | | |
| 11- 5 | 0- 3 | 1- 1 | HOME | 3- 1 | 2- 0 | 5- 0 | | | | |
| 3- 7 | 0- 2 | 0- 4 | AWAY | 0- 1 | 2- 0 | 1- 0 | | | | |
| 0- 2 | 0- 0 | 0- 0 | NEUTRAL | 0- 1 | 0- 1 | 0- 0 | | | | |
| 9- 4 | 0- 2 | 1- 0 | NON-CONFERENCE | 2- 1 | 4- 1 | 2- 0 | | | | |
| 7- 1 | 0- 1 | 1- 0 | HOME | 2- 0 | 2- 0 | 2- 0 | | | | |
| 2- 1 | 0- 1 | 0- 0 | AWAY | 0- 0 | 2- 0 | 0- 0 | | | | |
| 0- 2 | 0- 0 | 0- 0 | NEUTRAL | 0- 1 | 0- 1 | 0- 0 | | | | |
| 5- 10 | 0- 3 | 0- 5 | CONFERENCE | 1- 2 | 0- 0 | 4- 0 | | | | |
| 4- 4 | 0- 2 | 0- 1 | HOME | 1- 1 | 0- 0 | 3- 0 | | | | |
| 1- 6 | 0- 1 | 0- 4 | AWAY | 0- 1 | 0- 0 | 1- 0 | | | | |
| 0- 0 | 0- 0 | 0- 0 | NEUTRAL | 0- 0 | 0- 0 | 0- 0 | | | | |

| RPI | S | Opponent | Score | RPI | S | Opponent | Score | RPI | S | Opponent | Score | RPI | S | Opponent | Score |
|---------------------------|---|----------------|-------|-----|---|--------------|--------|-----|---|--------------|-------|-----|---|-----------------|--------|
| 4 | A | South Carolina | 58 98 | 30 | H | Harvard | 103 87 | 60 | H | Belmont | 75 74 | 108 | H | Kent St. | 92 62 |
| 10 | H | Florida St. | 61 75 | 39 | A | Michigan St. | 69 85 | 66 | H | Georgetown | 68 60 | 111 | N | North Carolina | 77 91 |
| 21 | H | Maryland | 72 83 | 39 | H | Michigan St. | 74 93 | 71 | H | Northwestern | 71 61 | 138 | A | VCU | 79 69 |
| 25 | A | Ohio St. | 62 87 | 40 | A | Michigan | 69 84 | 79 | A | Penn St. | 66 77 | 142 | A | New Mexico | 69 65 |
| 25 | H | Ohio St. | 76 88 | 44 | A | Indiana | 62 78 | 81 | N | Georgia | 58 70 | 147 | H | Army West Point | 70 52 |
| | | | | 50 | A | Iowa | 65 80 | 83 | H | Purdue | 54 67 | 162 | H | Detroit Mercy | 111 91 |
| | | | | | | | | | | | | 187 | A | Nebraska | 79 69 |
| | | | | | | | | | | | | 208 | H | Seton Hall | 90 57 |
| | | | | | | | | | | | | 208 | H | Illinois | 78 50 |
| | | | | | | | | | | | | 211 | H | Wisconsin | 88 60 |
| | | | | | | | | | | | | 212 | H | Rutgers | 80 46 |
| LAST 12 Division I GAMES: | | | | | | | | | | | | | | | |
| 71 | H | Northwestern | 71 61 | 39 | H | Michigan St. | 74 93 | | | | | | | | |
| 83 | H | Purdue | 54 67 | 25 | H | Ohio St. | 76 88 | | | | | | | | |
| 39 | A | Michigan St. | 69 85 | 50 | A | Iowa | 65 80 | | | | | | | | |
| 212 | H | Rutgers | 80 46 | 208 | H | Illinois | 78 50 | | | | | | | | |
| 79 | A | Penn St. | 66 77 | 40 | A | Michigan | 69 84 | | | | | | | | |
| 187 | A | Nebraska | 79 69 | 211 | H | Wisconsin | 88 60 | | | | | | | | |

Non-Div I Games:

Minnesota

■ Loss,
■ Non-Conf,
■ S Site,
■ H Home
■ A Away
N Neutral

| | | | | | | | | | | |
|---------------------|--|----------|-----------|---------|----------------|---------------|------------|-------------|----------|-----------|
| Average RPI Win: 97 | | WON-LOST | WINNING | LAST 10 | STRENGTH OF | OPP. STRENGTH | TEAM | ADJ. | CONF. | ADJ CONF. |
| Average RPI Loss: 9 | | RECORD | PCT. RANK | GAMES | SCHEDULE | OF SCHEDULE | RPI | RPI | RPI | RPI |
| DIV. I ONLY | | 27- 2 | 2 | 8- 2 | 27 | 10 | 3 | 3 | 2 | 2 |
| DIV. I NON-CONF. | | 14- 0 | 1 | 0- 0 | 76 | 18 | 5 | 5 | 2 | 2 |
| TOTALS | | RPI 1-25 | RPI 26-50 | | W-L RECORDS | | RPI 51-100 | RPI 101-150 | RPI 150+ | |
| 27- 2 | | 5- 2 | 3- 0 | | OVERALL | | 9- 0 | 5- 0 | 5- 0 | |
| 10- 0 | | 3- 0 | 1- 0 | | HOME | | 3- 0 | 1- 0 | 2- 0 | |
| 12- 2 | | 2- 2 | 1- 0 | | AWAY | | 3- 0 | 4- 0 | 2- 0 | |
| 5- 0 | | 0- 0 | 1- 0 | | NEUTRAL | | 3- 0 | 0- 0 | 1- 0 | |
| 14- 0 | | 1- 0 | 1- 0 | | NON-CONFERENCE | | 6- 0 | 2- 0 | 4- 0 | |
| 3- 0 | | 1- 0 | 0- 0 | | HOME | | 0- 0 | 0- 0 | 2- 0 | |
| 6- 0 | | 0- 0 | 0- 0 | | AWAY | | 3- 0 | 2- 0 | 1- 0 | |
| 5- 0 | | 0- 0 | 1- 0 | | NEUTRAL | | 3- 0 | 0- 0 | 1- 0 | |
| 13- 2 | | 4- 2 | 2- 0 | | CONFERENCE | | 3- 0 | 3- 0 | 1- 0 | |
| 7- 0 | | 2- 0 | 1- 0 | | HOME | | 3- 0 | 1- 0 | 0- 0 | |
| 6- 2 | | 2- 2 | 1- 0 | | AWAY | | 0- 0 | 2- 0 | 1- 0 | |
| 0- 0 | | 0- 0 | 0- 0 | | NEUTRAL | | 0- 0 | 0- 0 | 0- 0 | |

| RPI | S | Opponent | Score | RPI | S | Opponent | Score | RPI | S | Opponent | Score | RPI | S | Opponent | Score |
|---------------------------|---|----------------|-------|-----|---|----------------|-------|-----|---|---------------------|--------|-----|---|------------------|--------|
| 4 | A | South Carolina | 61 64 | 33 | H | LSU | 74 48 | 52 | A | Little Rock | 58 44 | 123 | A | Ole Miss | 66 44 |
| 13 | H | Texas | 79 68 | 37 | N | Oregon | 75 63 | 54 | A | Iowa St. | 85 81 | 123 | H | Ole Miss | 73 62 |
| 14 | A | Kentucky | 75 78 | 42 | A | Auburn | 77 47 | 55 | N | Tulane | 66 49 | 124 | A | Southern Miss. | 72 50 |
| 22 | H | Missouri | 70 53 | | | | | 56 | N | Villanova | 108 62 | 130 | A | Alabama | 67 54 |
| 23 | A | Tennessee | 74 64 | | | | | 67 | A | Southern California | 76 72 | 137 | A | Maine | 87 43 |
| 24 | A | Texas A&M | 72 67 | | | | | 80 | H | Florida | 82 49 | 153 | A | Arkansas | 59 51 |
| 24 | H | Texas A&M | 71 61 | | | | | 81 | H | Georgia | 58 49 | 198 | N | San Jose St. | 88 51 |
| | | | | | | | | 90 | H | Vanderbilt | 86 41 | 222 | H | Alabama St. | 90 47 |
| | | | | | | | | 93 | N | SMU | 91 42 | 258 | A | Hawaii | 66 41 |
| | | | | | | | | | | | | 307 | H | Northwestern St. | 106 30 |
| LAST 12 Division I GAMES: | | | | | | | | | | | | | | | |
| 14 | A | Kentucky | 75 78 | 42 | A | Auburn | 77 47 | | | | | | | | |
| 24 | A | Texas A&M | 72 67 | 24 | H | Texas A&M | 71 61 | | | | | | | | |
| 81 | H | Georgia | 58 49 | 4 | A | South Carolina | 61 64 | | | | | | | | |
| 123 | A | Ole Miss | 66 44 | 130 | A | Alabama | 67 54 | | | | | | | | |
| 90 | H | Vanderbilt | 86 41 | 123 | H | Ole Miss | 73 62 | | | | | | | | |
| 22 | H | Missouri | 70 53 | 80 | H | Florida | 82 49 | | | | | | | | |

Non-Div I Games:

Mississippi St.

■ Loss,
 ■ Non-Conf, S Site,
 ■ Home
 ■ Away
 N Neutral

| | | | | | | | | | | |
|-------------------|----------|-----------|----------------|------------|-------------|---------------|------|------|-------|-----------|
| Average RPI Win: | 299 | WON-LOST | WINNING | LAST 10 | STRENGTH OF | OPP. STRENGTH | TEAM | ADJ. | CONF. | ADJ CONF. |
| Average RPI Loss: | 203 | RECORD | PCT. RANK | GAMES | SCHEDULE | OF SCHEDULE | RPI | RPI | RPI | RPI |
| DIV. I ONLY | 7- 18 | 289 | 3- 7 | 312 | 326 | 316 | 316 | 30 | 30 | |
| DIV. I NON-CONF. | 1- 8 | 314 | 0- 0 | 109 | 153 | 261 | 261 | 30 | 30 | |
| TOTALS | RPI 1-25 | RPI 26-50 | W-L RECORDS | RPI 51-100 | RPI 101-150 | RPI 150+ | | | | |
| 7- 18 | 0- 1 | 0- 0 | OVERALL | 0- 1 | 0- 3 | 7- 13 | | | | |
| 3- 6 | 0- 0 | 0- 0 | HOME | 0- 1 | 0- 0 | 3- 5 | | | | |
| 4- 12 | 0- 0 | 0- 0 | AWAY | 0- 0 | 0- 1 | 4- 2 | | | | |
| 0- 0 | 0- 0 | 0- 0 | NEUTRAL | 0- 0 | 0- 0 | 0- 0 | | | | |
| 1- 8 | 0- 1 | 0- 0 | NON-CONFERENCE | 0- 1 | 0- 3 | 1- 3 | | | | |
| 0- 2 | 0- 0 | 0- 0 | HOME | 0- 1 | 0- 0 | 0- 1 | | | | |
| 1- 6 | 0- 1 | 0- 0 | AWAY | 0- 0 | 0- 3 | 1- 2 | | | | |
| 0- 0 | 0- 0 | 0- 0 | NEUTRAL | 0- 0 | 0- 0 | 0- 0 | | | | |
| 6- 10 | 0- 0 | 0- 0 | CONFERENCE | 0- 0 | 0- 0 | 6- 10 | | | | |
| 3- 4 | 0- 0 | 0- 0 | HOME | 0- 0 | 0- 0 | 3- 4 | | | | |
| 3- 6 | 0- 0 | 0- 0 | AWAY | 0- 0 | 0- 0 | 3- 6 | | | | |
| 0- 0 | 0- 0 | 0- 0 | NEUTRAL | 0- 0 | 0- 0 | 0- 0 | | | | |

| RPI 1-25 | | | | RPI 26-50 | | | | RPI 51-100 | | | | RPI 101+ Team's RPI: 316 | | | |
|---------------------------|---|----------------|--------|-----------|---|----------------|-------|------------|---|----------|-------|--------------------------|---|------------------|--------|
| RPI | S | Opponent | Score | RPI | S | Opponent | Score | RPI | S | Opponent | Score | RPI | S | Opponent | Score |
| 6 | A | Baylor | 36 101 | | | | | 87 | H | Colorado | 64 76 | 123 | A | Ole Miss | 30 67 |
| | | | | | | | | | | | | 124 | A | Southern Miss. | 55 83 |
| | | | | | | | | | | | | 130 | A | Alabama | 44 93 |
| | | | | | | | | | | | | 182 | A | UAB | 46 80 |
| | | | | | | | | | | | | 201 | A | Grambling | 67 88 |
| | | | | | | | | | | | | 203 | A | Texas Southern | 54 60 |
| | | | | | | | | | | | | 203 | H | Texas Southern | 75 74 |
| | | | | | | | | | | | | 211 | A | Wisconsin | 61 103 |
| | | | | | | | | | | | | 222 | A | Alabama St. | 57 71 |
| | | | | | | | | | | | | 222 | H | Alabama St. | 73 79 |
| | | | | | | | | | | | | 224 | A | Southern U. | 44 51 |
| | | | | | | | | | | | | 224 | H | Southern U. | 51 62 |
| | | | | | | | | | | | | 262 | A | Ark.-Pine Bluff | 73 63 |
| | | | | | | | | | | | | 264 | H | Murray St. | 62 80 |
| | | | | | | | | | | | | 278 | A | Prairie View | 65 96 |
| | | | | | | | | | | | | 278 | H | Prairie View | 64 55 |
| | | | | | | | | | | | | 305 | A | Alcorn | 49 69 |
| | | | | | | | | | | | | 305 | H | Alcorn | 60 68 |
| | | | | | | | | | | | | 307 | A | Northwestern St. | 68 64 |
| | | | | | | | | | | | | 345 | A | Jackson St. | 62 57 |
| | | | | | | | | | | | | 345 | H | Jackson St. | 60 63 |
| | | | | | | | | | | | | 349 | A | Alabama A&M | 58 52 |
| | | | | | | | | | | | | 349 | H | Alabama A&M | 60 58 |
| LAST 12 Division I GAMES: | | | | | | | | | | | | | | | |
| 345 | H | Jackson St. | 60 63 | 349 | A | Alabama A&M | 58 52 | | | | | | | | |
| 203 | A | Texas Southern | 54 60 | 201 | A | Grambling | 67 88 | | | | | | | | |
| 278 | A | Prairie View | 65 96 | 345 | A | Jackson St. | 62 57 | | | | | | | | |
| 224 | H | Southern U. | 51 62 | 203 | H | Texas Southern | 75 74 | | | | | | | | |
| 305 | H | Alcorn | 60 68 | 278 | H | Prairie View | 64 55 | | | | | | | | |
| 222 | A | Alabama St. | 57 71 | 224 | A | Southern U. | 44 51 | | | | | | | | |

Non-Div I Games: Blue Mountain 66 40 Tougaloo 99 55

Mississippi Val.

Loss, Non-Conf, S Site, H Home A Away N Neutral

| Average RPI Win: | 116 | WON-LOST | WINNING | LAST 10 | STRENGTH OF | OPP. STRENGTH | TEAM | ADJ. | CONF. | ADJ CONF. |
|-------------------|----------|-----------|----------------|------------|-------------|---------------|------|------|-------|-----------|
| Average RPI Loss: | 48 | RECORD | PCT. RANK | GAMES | SCHEDULE | OF SCHEDULE | RPI | RPI | RPI | RPI |
| DIV. I ONLY | 20- 9 | 76 | 8- 2 | 15 | 39 | 22 | 22 | 2 | 2 | |
| DIV. I NON-CONF. | 10- 4 | 80 | 0- 0 | 34 | 116 | 38 | 38 | 2 | 2 | |
| TOTALS | RPI 1-25 | RPI 26-50 | W-L RECORDS | RPI 51-100 | RPI 101-150 | RPI 150+ | | | | |
| 20- 9 | 4- 4 | 1- 1 | OVERALL | 4- 2 | 2- 2 | 9- 0 | | | | |
| 15- 1 | 3- 0 | 1- 0 | HOME | 2- 0 | 2- 1 | 7- 0 | | | | |
| 4- 7 | 0- 1 | 0- 0 | AWAY | 2- 0 | 0- 0 | 2- 0 | | | | |
| 1- 1 | 1- 0 | 0- 0 | NEUTRAL | 0- 1 | 0- 0 | 0- 0 | | | | |
| 10- 4 | 1- 1 | 0- 0 | NON-CONFERENCE | 1- 2 | 1- 1 | 7- 0 | | | | |
| 8- 0 | 0- 0 | 0- 0 | HOME | 1- 0 | 1- 0 | 6- 0 | | | | |
| 1- 3 | 0- 1 | 0- 0 | AWAY | 0- 1 | 0- 1 | 1- 0 | | | | |
| 1- 1 | 1- 0 | 0- 0 | NEUTRAL | 0- 1 | 0- 0 | 0- 0 | | | | |
| 10- 5 | 3- 3 | 1- 1 | CONFERENCE | 3- 0 | 1- 1 | 2- 0 | | | | |
| 7- 1 | 3- 0 | 1- 0 | HOME | 1- 0 | 1- 1 | 1- 0 | | | | |
| 3- 4 | 0- 3 | 0- 1 | AWAY | 2- 0 | 0- 0 | 1- 0 | | | | |
| 0- 0 | 0- 0 | 0- 0 | NEUTRAL | 0- 0 | 0- 0 | 0- 0 | | | | |

| RPI | S | Opponent | Score |
|-----|---|-----------------|-------|
| 3 | A | Mississippi St. | 53 70 |
| 4 | H | South Carolina | 62 60 |
| 7 | A | Washington | 66 79 |
| 14 | A | Kentucky | 62 64 |
| 14 | H | Kentucky | 73 67 |
| 18 | N | Creighton | 72 63 |
| 23 | A | Tennessee | 66 77 |
| 24 | H | Texas A&M | 78 76 |

| RPI | S | Opponent | Score |
|-----|---|----------|-------|
| 33 | A | LSU | 71 80 |
| 42 | H | Auburn | 68 53 |

| RPI | S | Opponent | Score |
|-----|---|--------------|-------|
| 53 | N | Georgia Tech | 70 72 |
| 62 | A | IUPUI | 45 73 |
| 73 | H | Western Ill. | 71 68 |
| 80 | A | Florida | 74 67 |
| 81 | H | Georgia | 63 45 |
| 90 | A | Vanderbilt | 74 68 |

| RPI | S | Opponent | Score |
|-----|---|-------------------|--------|
| 101 | H | Abilene Christian | 52 46 |
| 103 | A | Saint Louis | 61 72 |
| 123 | H | Ole Miss | 100 65 |
| 130 | H | Alabama | 58 59 |
| 153 | A | Arkansas | 60 46 |
| 153 | H | Arkansas | 67 56 |
| 156 | H | Missouri St. | 73 49 |
| 175 | H | UC Riverside | 68 62 |
| 187 | A | Nebraska | 55 35 |
| 199 | H | Wichita St. | 64 57 |
| 202 | H | SIUE | 72 60 |
| 210 | H | Indiana St. | 77 48 |
| 234 | H | UT Martin | 80 69 |

LAST 12 Division I GAMES:

| | | | | | | | |
|-----|---|-----------------|--------|-----|---|------------|-------|
| 123 | H | Ole Miss | 100 65 | 14 | H | Kentucky | 73 67 |
| 4 | H | South Carolina | 62 60 | 42 | H | Auburn | 68 53 |
| 80 | A | Florida | 74 67 | 153 | A | Arkansas | 60 46 |
| 153 | H | Arkansas | 67 56 | 24 | H | Texas A&M | 78 76 |
| 23 | A | Tennessee | 66 77 | 90 | A | Vanderbilt | 74 68 |
| 3 | A | Mississippi St. | 53 70 | 33 | A | LSU | 71 80 |

Non-Div I Games:

Missouri

■ Loss,
 ■ Non-Conf, S Site,
 ■ Home
 ■ Away
 N Neutral

| | | | | | | | | | | |
|-------------------|----------|-----------|----------------|------------|-------------|---------------|------|------|-------|-----------|
| Average RPI Win: | 224 | WON-LOST | WINNING | LAST 10 | STRENGTH OF | OPP. STRENGTH | TEAM | ADJ. | CONF. | ADJ CONF. |
| Average RPI Loss: | 103 | RECORD | PCT. RANK | GAMES | SCHEDULE | OF SCHEDULE | RPI | RPI | RPI | RPI |
| DIV. I ONLY | 14- 11 | 140 | 8- 2 | 195 | 107 | 156 | 156 | 16 | 16 | |
| DIV. I NON-CONF. | 3- 7 | 250 | 0- 0 | 118 | 7 | 200 | 200 | 14 | 14 | |
| TOTALS | RPI 1-25 | RPI 26-50 | W-L RECORDS | RPI 51-100 | RPI 101-150 | RPI 150+ | | | | |
| 14- 11 | 0- 1 | 0- 1 | OVERALL | 0- 5 | 0- 0 | 14- 4 | | | | |
| 7- 5 | 0- 0 | 0- 1 | HOME | 0- 3 | 0- 0 | 7- 1 | | | | |
| 7- 5 | 0- 1 | 0- 0 | AWAY | 0- 1 | 0- 0 | 7- 3 | | | | |
| 0- 1 | 0- 0 | 0- 0 | NEUTRAL | 0- 1 | 0- 0 | 0- 0 | | | | |
| 3- 7 | 0- 1 | 0- 0 | NON-CONFERENCE | 0- 4 | 0- 0 | 3- 2 | | | | |
| 2- 2 | 0- 0 | 0- 0 | HOME | 0- 2 | 0- 0 | 2- 0 | | | | |
| 1- 4 | 0- 1 | 0- 0 | AWAY | 0- 1 | 0- 0 | 1- 2 | | | | |
| 0- 1 | 0- 0 | 0- 0 | NEUTRAL | 0- 1 | 0- 0 | 0- 0 | | | | |
| 11- 4 | 0- 0 | 0- 1 | CONFERENCE | 0- 1 | 0- 0 | 11- 2 | | | | |
| 5- 3 | 0- 0 | 0- 1 | HOME | 0- 1 | 0- 0 | 5- 1 | | | | |
| 6- 1 | 0- 0 | 0- 0 | AWAY | 0- 0 | 0- 0 | 6- 1 | | | | |
| 0- 0 | 0- 0 | 0- 0 | NEUTRAL | 0- 0 | 0- 0 | 0- 0 | | | | |

| RPI 1-25 | | | | RPI 26-50 | | | | RPI 51-100 | | | | RPI 101+ Team's RPI: 156 | | | |
|---------------------------|---|---------------|-------|-----------|---|----------------|-------|------------|---|---------------------|-------|--------------------------|---|----------------|-------|
| RPI | S | Opponent | Score | RPI | S | Opponent | Score | RPI | S | Opponent | Score | RPI | S | Opponent | Score |
| 22 | A | Missouri | 49 73 | 29 | H | Drake | 64 90 | 52 | H | Little Rock | 47 58 | 153 | H | Arkansas | 64 62 |
| | | | | | | | | 57 | H | UNI | 54 61 | 154 | A | Oral Roberts | 56 78 |
| | | | | | | | | 67 | N | Southern California | 67 89 | 155 | A | Memphis | 60 69 |
| | | | | | | | | 71 | A | Northwestern | 52 75 | 170 | A | Kansas | 87 64 |
| | | | | | | | | 75 | H | Middle Tenn. | 52 71 | 183 | H | North Texas | 63 54 |
| | | | | | | | | | | | | 184 | A | Southern Ill. | 78 60 |
| | | | | | | | | | | | | 184 | H | Southern Ill. | 73 59 |
| | | | | | | | | | | | | 199 | A | Wichita St. | 65 60 |
| | | | | | | | | | | | | 199 | H | Wichita St. | 73 62 |
| | | | | | | | | | | | | 210 | A | Indiana St. | 49 46 |
| | | | | | | | | | | | | 210 | H | Indiana St. | 73 63 |
| | | | | | | | | | | | | 228 | A | Bradley | 56 62 |
| | | | | | | | | | | | | 228 | H | Bradley | 73 75 |
| | | | | | | | | | | | | 255 | A | Evansville | 77 41 |
| | | | | | | | | | | | | 255 | H | Evansville | 68 43 |
| | | | | | | | | | | | | 309 | A | Illinois St. | 77 44 |
| | | | | | | | | | | | | 309 | H | Illinois St. | 65 60 |
| | | | | | | | | | | | | 319 | A | Loyola Chicago | 60 32 |
| LAST 12 Division I GAMES: | | | | | | | | | | | | | | | |
| 210 | H | Indiana St. | 73 63 | 210 | A | Indiana St. | 49 46 | 210 | A | Indiana St. | 49 46 | 210 | A | Indiana St. | 49 46 |
| 309 | A | Illinois St. | 77 44 | 319 | A | Loyola Chicago | 60 32 | 319 | A | Loyola Chicago | 60 32 | 319 | A | Loyola Chicago | 60 32 |
| 228 | A | Bradley | 56 62 | 228 | H | Bradley | 73 75 | 228 | H | Bradley | 73 75 | 228 | H | Bradley | 73 75 |
| 255 | H | Evansville | 68 43 | 309 | H | Illinois St. | 65 60 | 309 | H | Illinois St. | 65 60 | 309 | H | Illinois St. | 65 60 |
| 184 | H | Southern Ill. | 73 59 | 184 | A | Southern Ill. | 78 60 | 184 | A | Southern Ill. | 78 60 | 184 | A | Southern Ill. | 78 60 |
| 199 | A | Wichita St. | 65 60 | 255 | A | Evansville | 77 41 | 255 | A | Evansville | 77 41 | 255 | A | Evansville | 77 41 |

Non-Div I Games: Alas. Anchorage 65 58

Missouri St.

| | | | | | | | | | | |
|-------------------|----------|-----------|----------------|------------|-------------|---------------|------|------|-------|-----------|
| Average RPI Win: | 237 | WON-LOST | WINNING | LAST 10 | STRENGTH OF | OPP. STRENGTH | TEAM | ADJ. | CONF. | ADJ CONF. |
| Average RPI Loss: | 182 | RECORD | PCT. RANK | GAMES | SCHEDULE | OF SCHEDULE | RPI | RPI | RPI | RPI |
| DIV. I ONLY | 13- 15 | 192 | 4- 6 | 273 | 254 | 217 | 217 | 18 | 18 | |
| DIV. I NON-CONF. | 5- 4 | 143 | 0- 0 | 316 | 330 | 214 | 214 | 17 | 17 | |
| TOTALS | RPI 1-25 | RPI 26-50 | W-L RECORDS | RPI 51-100 | RPI 101-150 | RPI 150+ | | | | |
| 13- 15 | 0- 0 | 1- 1 | OVERALL | 0- 0 | 0- 3 | 12- 11 | | | | |
| 6- 6 | 0- 0 | 1- 0 | HOME | 0- 0 | 0- 2 | 5- 4 | | | | |
| 7- 8 | 0- 0 | 0- 1 | AWAY | 0- 0 | 0- 0 | 7- 1 | | | | |
| 0- 1 | 0- 0 | 0- 0 | NEUTRAL | 0- 0 | 0- 0 | 0- 1 | | | | |
| 5- 4 | 0- 0 | 0- 0 | NON-CONFERENCE | 0- 0 | 0- 1 | 5- 3 | | | | |
| 1- 2 | 0- 0 | 0- 0 | HOME | 0- 0 | 0- 1 | 1- 1 | | | | |
| 4- 1 | 0- 0 | 0- 0 | AWAY | 0- 0 | 0- 0 | 4- 1 | | | | |
| 0- 1 | 0- 0 | 0- 0 | NEUTRAL | 0- 0 | 0- 0 | 0- 1 | | | | |
| 8- 11 | 0- 0 | 1- 1 | CONFERENCE | 0- 0 | 0- 2 | 7- 8 | | | | |
| 5- 4 | 0- 0 | 1- 0 | HOME | 0- 0 | 0- 1 | 4- 3 | | | | |
| 3- 7 | 0- 0 | 0- 1 | AWAY | 0- 0 | 0- 1 | 3- 5 | | | | |
| 0- 0 | 0- 0 | 0- 0 | NEUTRAL | 0- 0 | 0- 0 | 0- 0 | | | | |

| RPI S | Opponent | Score | RPI S | Opponent | Score | RPI S | Opponent | Score | RPI S | Opponent | Score | Team's RPI: 217 |
|---------------------------|-----------------|-------|-------|--------------|-------|-------|----------|-------|-------|------------------------|-------|-----------------|
| 43 | A Quinnipiac | 54 74 | 43 | H Quinnipiac | 61 58 | | | | 114 | A Rider | 63 75 | |
| | | | | | | | | | 114 | H Rider | 69 71 | |
| | | | | | | | | | 118 | H Clemson | 47 60 | |
| | | | | | | | | | 151 | A Iona | 54 60 | |
| | | | | | | | | | 151 | H Iona | 75 65 | |
| | | | | | | | | | 173 | H Providence | 58 62 | |
| | | | | | | | | | 176 | A Siena | 76 85 | |
| | | | | | | | | | 176 | H Siena | 86 91 | |
| | | | | | | | | | 177 | N Hartford | 72 75 | |
| | | | | | | | | | 181 | A Fairfield | 60 53 | |
| | | | | | | | | | 181 | H Fairfield | 68 71 | |
| | | | | | | | | | 193 | A Sacred Heart | 65 54 | |
| | | | | | | | | | 196 | A Robert Morris | 69 56 | |
| | | | | | | | | | 218 | A Marist | 66 76 | |
| | | | | | | | | | 218 | H Marist | 79 69 | |
| | | | | | | | | | 240 | A Niagara | 45 66 | |
| | | | | | | | | | 258 | A Canisius | 54 74 | |
| | | | | | | | | | 258 | H Canisius | 55 53 | |
| | | | | | | | | | 269 | A Manhattan | 63 50 | |
| | | | | | | | | | 269 | H Manhattan | 61 75 | |
| | | | | | | | | | 286 | A Eastern Mich. | 75 68 | |
| | | | | | | | | | 295 | A Lehigh | 73 62 | |
| | | | | | | | | | 325 | A Saint Peter's | 58 42 | |
| | | | | | | | | | 325 | H Saint Peter's | 76 59 | |
| | | | | | | | | | 326 | A St. Francis Brooklyn | 78 87 | |
| | | | | | | | | | 341 | H Fairleigh Dickinson | 72 63 | |
| LAST 12 Division I GAMES: | | | | | | | | | | | | |
| 269 | A Manhattan | 63 50 | 43 | A Quinnipiac | 54 74 | | | | | | | |
| 114 | A Rider | 63 75 | 114 | H Rider | 69 71 | | | | | | | |
| 218 | A Marist | 66 76 | 176 | H Siena | 86 91 | | | | | | | |
| 269 | H Manhattan | 61 75 | 181 | A Fairfield | 60 53 | | | | | | | |
| 151 | H Iona | 75 65 | 151 | A Iona | 54 60 | | | | | | | |
| 325 | A Saint Peter's | 58 42 | 43 | H Quinnipiac | 61 58 | | | | | | | |

Non-Div I Games:

Monmouth

Loss, Non-Conf, S Site, H Home A Away N Neutral

| | | | | | | | | | | |
|-------------------|----------|-----------|----------------|------------|-------------|---------------|------|------|-------|-----------|
| Average RPI Win: | 312 | WON-LOST | WINNING | LAST 10 | STRENGTH OF | OPP. STRENGTH | TEAM | ADJ. | CONF. | ADJ CONF. |
| Average RPI Loss: | 169 | RECORD | PCT. RANK | GAMES | SCHEDULE | OF SCHEDULE | RPI | RPI | RPI | RPI |
| DIV. I ONLY | 3- 22 | 333 | 2- 8 | 187 | 270 | 328 | 328 | 20 | 20 | |
| DIV. I NON-CONF. | 1- 8 | 314 | 0- 0 | 191 | 314 | 332 | 332 | 18 | 18 | |
| TOTALS | RPI 1-25 | RPI 26-50 | W-L RECORDS | RPI 51-100 | RPI 101-150 | RPI 150+ | | | | |
| 3- 22 | 0- 0 | 0- 2 | OVERALL | 0- 3 | 0- 7 | 3- 10 | | | | |
| 3- 8 | 0- 0 | 0- 1 | HOME | 0- 1 | 0- 3 | 3- 3 | | | | |
| 0- 12 | 0- 0 | 0- 0 | AWAY | 0- 2 | 0- 4 | 0- 6 | | | | |
| 0- 2 | 0- 0 | 0- 1 | NEUTRAL | 0- 0 | 0- 0 | 0- 1 | | | | |
| 1- 8 | 0- 0 | 0- 2 | NON-CONFERENCE | 0- 1 | 0- 1 | 1- 4 | | | | |
| 1- 3 | 0- 0 | 0- 1 | HOME | 0- 0 | 0- 1 | 1- 1 | | | | |
| 0- 3 | 0- 0 | 0- 0 | AWAY | 0- 1 | 0- 0 | 0- 2 | | | | |
| 0- 2 | 0- 0 | 0- 1 | NEUTRAL | 0- 0 | 0- 0 | 0- 1 | | | | |
| 2- 14 | 0- 0 | 0- 0 | CONFERENCE | 0- 2 | 0- 6 | 2- 6 | | | | |
| 2- 5 | 0- 0 | 0- 0 | HOME | 0- 1 | 0- 2 | 2- 2 | | | | |
| 0- 9 | 0- 0 | 0- 0 | AWAY | 0- 1 | 0- 4 | 0- 4 | | | | |
| 0- 0 | 0- 0 | 0- 0 | NEUTRAL | 0- 0 | 0- 0 | 0- 0 | | | | |

| RPI S | Opponent | Score | RPI S | Opponent | Score | RPI S | Opponent | Score | RPI S | Opponent | Score | Team's RPI: 328 |
|---------------------------|------------------|-------|-------|----------------|-------|-------|----------------|-------|-------|-------------------|-------|-----------------|
| 34 N | South Dakota St. | 43 84 | 88 A | Montana St. | 54 71 | 105 H | Wyoming | 42 67 | 117 A | North Dakota | 63 73 | |
| 49 H | Colorado St. | 49 63 | 88 H | Montana St. | 69 75 | 120 A | Eastern Wash. | 57 64 | 120 H | Eastern Wash. | 46 60 | |
| | | | 97 A | SFA | 46 54 | 127 A | Idaho | 50 75 | 127 H | Idaho | 59 86 | |
| | | | | | | 128 A | Northern Colo. | 46 65 | 161 A | Idaho St. | 43 61 | |
| | | | | | | 200 H | Utah St. | 47 65 | 216 A | Seattle U | 44 60 | |
| | | | | | | 230 A | Weber St. | 58 74 | 247 A | Portland St. | 45 68 | |
| | | | | | | 247 H | Portland St. | 44 64 | 283 A | Sacramento St. | 69 99 | |
| | | | | | | 283 H | Sacramento St. | 60 73 | 298 H | Southern Utah | 64 55 | |
| | | | | | | 308 H | Northern Ariz. | 60 59 | 311 N | Massachusetts | 58 59 | |
| | | | | | | 331 H | Incarnate Word | 61 56 | 346 A | Cal St. Fullerton | 56 72 | |
| LAST 12 Division I GAMES: | | | | | | | | | | | | |
| 88 A | Montana St. | 54 71 | 127 A | Idaho | 50 75 | | | | | | | |
| 247 A | Portland St. | 45 68 | 120 A | Eastern Wash. | 57 64 | | | | | | | |
| 283 A | Sacramento St. | 69 99 | 283 H | Sacramento St. | 60 73 | | | | | | | |
| 308 H | Northern Ariz. | 60 59 | 247 H | Portland St. | 44 64 | | | | | | | |
| 298 H | Southern Utah | 64 55 | 117 A | North Dakota | 63 73 | | | | | | | |
| 88 H | Montana St. | 69 75 | 128 A | Northern Colo. | 46 65 | | | | | | | |

Non-Div I Games: Rocky Mountain 64 56 Great Falls 66 55

Montana

Loss, Non-Conf, S Site, H Home A Away N Neutral

| | | | | | | | | | | |
|-------------------|----------|-----------|----------------|------------|-------------|---------------|------|------|-------|-----------|
| Average RPI Win: | 226 | WON-LOST | WINNING | LAST 10 | STRENGTH OF | OPP. STRENGTH | TEAM | ADJ. | CONF. | ADJ CONF. |
| Average RPI Loss: | 150 | RECORD | PCT. RANK | GAMES | SCHEDULE | OF SCHEDULE | RPI | RPI | RPI | RPI |
| DIV. I ONLY | 18- 6 | 41 | 9- 1 | 277 | 205 | 88 | 88 | 20 | 20 | |
| DIV. I NON-CONF. | 5- 3 | 122 | 0- 0 | 263 | 134 | 113 | 113 | 18 | 18 | |
| TOTALS | RPI 1-25 | RPI 26-50 | W-L RECORDS | RPI 51-100 | RPI 101-150 | RPI 150+ | | | | |
| 18- 6 | 0- 0 | 0- 0 | OVERALL | 0- 2 | 5- 1 | 13- 3 | | | | |
| 9- 0 | 0- 0 | 0- 0 | HOME | 0- 0 | 2- 0 | 7- 0 | | | | |
| 8- 6 | 0- 0 | 0- 0 | AWAY | 0- 2 | 3- 1 | 5- 3 | | | | |
| 1- 0 | 0- 0 | 0- 0 | NEUTRAL | 0- 0 | 0- 0 | 1- 0 | | | | |
| 5- 3 | 0- 0 | 0- 0 | NON-CONFERENCE | 0- 2 | 0- 0 | 5- 1 | | | | |
| 2- 0 | 0- 0 | 0- 0 | HOME | 0- 0 | 0- 0 | 2- 0 | | | | |
| 2- 3 | 0- 0 | 0- 0 | AWAY | 0- 2 | 0- 0 | 2- 1 | | | | |
| 1- 0 | 0- 0 | 0- 0 | NEUTRAL | 0- 0 | 0- 0 | 1- 0 | | | | |
| 13- 3 | 0- 0 | 0- 0 | CONFERENCE | 0- 0 | 5- 1 | 8- 2 | | | | |
| 7- 0 | 0- 0 | 0- 0 | HOME | 0- 0 | 2- 0 | 5- 0 | | | | |
| 6- 3 | 0- 0 | 0- 0 | AWAY | 0- 0 | 3- 1 | 3- 2 | | | | |
| 0- 0 | 0- 0 | 0- 0 | NEUTRAL | 0- 0 | 0- 0 | 0- 0 | | | | |

| RPI 1-25 | | | RPI 26-50 | | | RPI 51-100 | | | Team's RPI: 88 | RPI 101+ | | |
|---------------------------|---|----------------|-----------|-----|-----|------------|----------------|-----|----------------|----------|-------|----------------|
| RPI | S | Opponent | Score | RPI | S | Opponent | Score | RPI | S | Opponent | Score | |
| | | | | | | | | 70 | A | Utah | 64 | 74 |
| | | | | | | | | 96 | A | UC Davis | 62 | 70 |
| | | | | | | | | | | 117 | A | North Dakota |
| | | | | | | | | | | 120 | A | Eastern Wash. |
| | | | | | | | | | | 120 | H | Eastern Wash. |
| | | | | | | | | | | 127 | A | Idaho |
| | | | | | | | | | | 127 | H | Idaho |
| | | | | | | | | | | 128 | A | Northern Colo. |
| | | | | | | | | | | 159 | N | Santa Clara |
| | | | | | | | | | | 161 | A | Idaho St. |
| | | | | | | | | | | 200 | A | Utah St. |
| | | | | | | | | | | 216 | H | Seattle U |
| | | | | | | | | | | 230 | A | Weber St. |
| | | | | | | | | | | 247 | A | Portland St. |
| | | | | | | | | | | 247 | H | Portland St. |
| | | | | | | | | | | 251 | A | Pacific |
| | | | | | | | | | | 256 | H | Cal Poly |
| | | | | | | | | | | 271 | A | Portland |
| | | | | | | | | | | 283 | A | Sacramento St. |
| | | | | | | | | | | 283 | H | Sacramento St. |
| | | | | | | | | | | 298 | H | Southern Utah |
| | | | | | | | | | | 308 | H | Northern Ariz. |
| | | | | | | | | | | 328 | A | Montana |
| | | | | | | | | | | 328 | H | Montana |
| LAST 12 Division I GAMES: | | | | | | | | | | | | |
| 328 | H | Montana | 71 | 54 | 120 | A | Eastern Wash. | 72 | 61 | | | |
| 283 | A | Sacramento St. | 104 | 82 | 127 | A | Idaho | 66 | 61 | | | |
| 247 | A | Portland St. | 65 | 69 | 247 | H | Portland St. | 83 | 76 | | | |
| 298 | H | Southern Utah | 71 | 68 | 283 | H | Sacramento St. | 84 | 80 | | | |
| 308 | H | Northern Ariz. | 86 | 69 | 128 | A | Northern Colo. | 58 | 66 | | | |
| 328 | A | Montana | 75 | 69 | 117 | A | North Dakota | 74 | 71 | | | |

Non-Div I Games: Carroll (MT) 75 44 Great Falls 75 42

Montana St.

Loss, Non-Conf, S Site, H Home A Away N Neutral

| | | | | | | | | | | |
|-------------------|----------|-----------|----------------|------------|-------------|---------------|------|------|-------|-----------|
| Average RPI Win: | 272 | WON-LOST | WINNING | LAST 10 | STRENGTH OF | OPP. STRENGTH | TEAM | ADJ. | CONF. | ADJ CONF. |
| Average RPI Loss: | 156 | RECORD | PCT. RANK | GAMES | SCHEDULE | OF SCHEDULE | RPI | RPI | RPI | RPI |
| DIV. I ONLY | 19- 8 | 67 | 7- 3 | 337 | 245 | 169 | 169 | 26 | 26 | |
| DIV. I NON-CONF. | 8- 3 | 67 | 0- 0 | 345 | 169 | 202 | 202 | 26 | 26 | |
| TOTALS | RPI 1-25 | RPI 26-50 | W-L RECORDS | RPI 51-100 | RPI 101-150 | RPI 150+ | | | | |
| 19- 8 | 0- 1 | 0- 0 | OVERALL | 0- 3 | 0- 0 | 19- 4 | | | | |
| 12- 2 | 0- 0 | 0- 0 | HOME | 0- 1 | 0- 0 | 12- 1 | | | | |
| 7- 6 | 0- 1 | 0- 0 | AWAY | 0- 2 | 0- 0 | 7- 3 | | | | |
| 0- 0 | 0- 0 | 0- 0 | NEUTRAL | 0- 0 | 0- 0 | 0- 0 | | | | |
| 8- 3 | 0- 1 | 0- 0 | NON-CONFERENCE | 0- 1 | 0- 0 | 8- 1 | | | | |
| 5- 1 | 0- 0 | 0- 0 | HOME | 0- 0 | 0- 0 | 5- 1 | | | | |
| 3- 2 | 0- 1 | 0- 0 | AWAY | 0- 1 | 0- 0 | 3- 0 | | | | |
| 0- 0 | 0- 0 | 0- 0 | NEUTRAL | 0- 0 | 0- 0 | 0- 0 | | | | |
| 11- 5 | 0- 0 | 0- 0 | CONFERENCE | 0- 2 | 0- 0 | 11- 3 | | | | |
| 7- 1 | 0- 0 | 0- 0 | HOME | 0- 1 | 0- 0 | 7- 0 | | | | |
| 4- 4 | 0- 0 | 0- 0 | AWAY | 0- 1 | 0- 0 | 4- 3 | | | | |
| 0- 0 | 0- 0 | 0- 0 | NEUTRAL | 0- 0 | 0- 0 | 0- 0 | | | | |

| RPI 1-25 | | | | RPI 26-50 | | | | RPI 51-100 | | | | RPI 101+ Team's RPI: 169 | | | |
|---------------------------|---|-------------------|-------|-----------|---|------------------|-------|------------|---|---------------|-------|--------------------------|---|-------------------|-------|
| RPI | S | Opponent | Score | RPI | S | Opponent | Score | RPI | S | Opponent | Score | RPI | S | Opponent | Score |
| 14 | A | Kentucky | 47 74 | | | | | 59 | A | West Virginia | 53 94 | 202 | H | SIUE | 69 66 |
| | | | | | | | | 60 | A | Belmont | 76 96 | 232 | H | Miami (OH) | 77 43 |
| | | | | | | | | 60 | H | Belmont | 59 91 | 234 | A | UT Martin | 89 68 |
| | | | | | | | | | | | | 250 | A | Jacksonville St. | 68 69 |
| | | | | | | | | | | | | 250 | H | Jacksonville St. | 85 82 |
| | | | | | | | | | | | | 252 | A | Tennessee St. | 66 69 |
| | | | | | | | | | | | | 252 | H | Tennessee St. | 87 74 |
| | | | | | | | | | | | | 253 | A | Austin Peay | 81 71 |
| | | | | | | | | | | | | 257 | H | Georgia St. | 50 68 |
| | | | | | | | | | | | | 258 | H | Canisius | 77 68 |
| | | | | | | | | | | | | 264 | H | Murray St. | 73 59 |
| | | | | | | | | | | | | 273 | A | Southeast Mo. St. | 82 72 |
| | | | | | | | | | | | | 274 | A | Kennesaw St. | 71 50 |
| | | | | | | | | | | | | 275 | A | Tennessee Tech | 81 52 |
| | | | | | | | | | | | | 275 | H | Tennessee Tech | 79 65 |
| | | | | | | | | | | | | 286 | H | Eastern Mich. | 78 73 |
| | | | | | | | | | | | | 291 | A | North Florida | 84 65 |
| | | | | | | | | | | | | 292 | H | Eastern Ill. | 66 62 |
| | | | | | | | | | | | | 293 | A | Eastern Ky. | 58 65 |
| | | | | | | | | | | | | 293 | H | Eastern Ky. | 80 54 |
| | | | | | | | | | | | | 296 | H | Lipscomb | 73 53 |
| | | | | | | | | | | | | 330 | A | Florida A&M | 53 48 |
| | | | | | | | | | | | | 340 | H | Chicago St. | 63 55 |
| LAST 12 Division I GAMES: | | | | | | | | | | | | | | | |
| 250 | H | Jacksonville St. | 85 82 | 264 | H | Murray St. | 73 59 | | | | | | | | |
| 275 | A | Tennessee Tech | 81 52 | 250 | A | Jacksonville St. | 68 69 | | | | | | | | |
| 60 | A | Belmont | 76 96 | 275 | H | Tennessee Tech | 79 65 | | | | | | | | |
| 252 | H | Tennessee St. | 87 74 | 293 | H | Eastern Ky. | 80 54 | | | | | | | | |
| 293 | A | Eastern Ky. | 58 65 | 60 | H | Belmont | 59 91 | | | | | | | | |
| 273 | A | Southeast Mo. St. | 82 72 | 252 | A | Tennessee St. | 66 69 | | | | | | | | |

Non-Div I Games: Ky. Christian 100 52 Alice Lloyd 92 42

Morehead St.

Loss, Non-Conf, S Site, H Home A Away N Neutral

| Average RPI Win: 294 | | WON-LOST | WINNING | LAST 10 | STRENGTH OF | OPP. STRENGTH | TEAM | ADJ. | CONF. | ADJ CONF. |
|-----------------------|----------|-----------|-----------|----------------|-------------|---------------|-------------|------|----------|-----------|
| Average RPI Loss: 243 | | RECORD | PCT. RANK | GAMES | SCHEDULE | OF SCHEDULE | RPI | RPI | RPI | RPI |
| DIV. I ONLY | | 6- 20 | 310 | 5- 5 | 330 | 348 | 333 | 333 | 32 | 32 |
| DIV. I NON-CONF. | | 1- 11 | 330 | 0- 0 | 186 | 346 | 318 | 318 | 31 | 31 |
| TOTALS | RPI 1-25 | RPI 26-50 | | W-L RECORDS | | RPI 51-100 | RPI 101-150 | | RPI 150+ | |
| 6- 20 | 0- 0 | 0- 1 | | OVERALL | | 0- 0 | 0- 1 | | 6- 18 | |
| 3- 6 | 0- 0 | 0- 0 | | HOME | | 0- 0 | 0- 0 | | 3- 6 | |
| 3- 11 | 0- 0 | 0- 1 | | AWAY | | 0- 0 | 0- 1 | | 3- 9 | |
| 0- 3 | 0- 0 | 0- 0 | | NEUTRAL | | 0- 0 | 0- 0 | | 0- 3 | |
| 1- 11 | 0- 0 | 0- 1 | | NON-CONFERENCE | | 0- 0 | 0- 1 | | 1- 9 | |
| 0- 2 | 0- 0 | 0- 0 | | HOME | | 0- 0 | 0- 0 | | 0- 2 | |
| 1- 6 | 0- 0 | 0- 1 | | AWAY | | 0- 0 | 0- 1 | | 1- 4 | |
| 0- 3 | 0- 0 | 0- 0 | | NEUTRAL | | 0- 0 | 0- 0 | | 0- 3 | |
| 5- 9 | 0- 0 | 0- 0 | | CONFERENCE | | 0- 0 | 0- 0 | | 5- 9 | |
| 3- 4 | 0- 0 | 0- 0 | | HOME | | 0- 0 | 0- 0 | | 3- 4 | |
| 2- 5 | 0- 0 | 0- 0 | | AWAY | | 0- 0 | 0- 0 | | 2- 5 | |
| 0- 0 | 0- 0 | 0- 0 | | NEUTRAL | | 0- 0 | 0- 0 | | 0- 0 | |

[illegible]

Non-Div I Games: Washington Adventis79 28

Morgan St.

Loss, Non-Conf, S Site, H Home A Away N Neutral

| | | | | | | | | | | |
|-------------------|----------|-----------|----------------|------------|-------------|---------------|------|------|-------|-----------|
| Average RPI Win: | 303 | WON-LOST | WINNING | LAST 10 | STRENGTH OF | OPP. STRENGTH | TEAM | ADJ. | CONF. | ADJ CONF. |
| Average RPI Loss: | 209 | RECORD | PCT. RANK | GAMES | SCHEDULE | OF SCHEDULE | RPI | RPI | RPI | RPI |
| DIV. I ONLY | 12- 16 | 216 | 7- 3 | 309 | 343 | 282 | 282 | 31 | 31 | |
| DIV. I NON-CONF. | 2- 9 | 293 | 0- 0 | 222 | 302 | 324 | 324 | 32 | 32 | |
| TOTALS | RPI 1-25 | RPI 26-50 | W-L RECORDS | RPI 51-100 | RPI 101-150 | RPI 150+ | | | | |
| 12- 16 | 0- 1 | 0- 0 | OVERALL | 0- 1 | 0- 2 | 12- 12 | | | | |
| 8- 5 | 0- 0 | 0- 0 | HOME | 0- 0 | 0- 0 | 8- 5 | | | | |
| 4- 11 | 0- 1 | 0- 0 | AWAY | 0- 1 | 0- 2 | 4- 7 | | | | |
| 0- 0 | 0- 0 | 0- 0 | NEUTRAL | 0- 0 | 0- 0 | 0- 0 | | | | |
| 2- 9 | 0- 1 | 0- 0 | NON-CONFERENCE | 0- 1 | 0- 2 | 2- 5 | | | | |
| 2- 3 | 0- 0 | 0- 0 | HOME | 0- 0 | 0- 0 | 2- 3 | | | | |
| 0- 6 | 0- 1 | 0- 0 | AWAY | 0- 1 | 0- 2 | 0- 2 | | | | |
| 0- 0 | 0- 0 | 0- 0 | NEUTRAL | 0- 0 | 0- 0 | 0- 0 | | | | |
| 10- 7 | 0- 0 | 0- 0 | CONFERENCE | 0- 0 | 0- 0 | 10- 7 | | | | |
| 6- 2 | 0- 0 | 0- 0 | HOME | 0- 0 | 0- 0 | 6- 2 | | | | |
| 4- 5 | 0- 0 | 0- 0 | AWAY | 0- 0 | 0- 0 | 4- 5 | | | | |
| 0- 0 | 0- 0 | 0- 0 | NEUTRAL | 0- 0 | 0- 0 | 0- 0 | | | | |

| RPI 1-25 | | | | RPI 26-50 | | | | RPI 51-100 | | | | RPI 101+ Team's RPI: 282 | | | |
|---------------------------|---|---------------------|--------|-----------|---|----------------------|-------|------------|---|---------------|-------|--------------------------|---|----------------------|-------|
| RPI | S | Opponent | Score | RPI | S | Opponent | Score | RPI | S | Opponent | Score | RPI | S | Opponent | Score |
| 21 | A | Maryland | 42 106 | | | | | 59 | A | West Virginia | 45 77 | 141 | A | Pittsburgh | 54 89 |
| | | | | | | | | | | | | 149 | A | William & Mary | 46 68 |
| | | | | | | | | | | | | 181 | H | Fairfield | 57 70 |
| | | | | | | | | | | | | 193 | A | Sacred Heart | 45 49 |
| | | | | | | | | | | | | 193 | H | Sacred Heart | 61 59 |
| | | | | | | | | | | | | 196 | A | Robert Morris | 58 70 |
| | | | | | | | | | | | | 196 | H | Robert Morris | 44 50 |
| | | | | | | | | | | | | 231 | A | Howard | 62 95 |
| | | | | | | | | | | | | 238 | A | Saint Francis (PA) | 66 58 |
| | | | | | | | | | | | | 238 | H | Saint Francis (PA) | 88 97 |
| | | | | | | | | | | | | 249 | H | UMES | 52 63 |
| | | | | | | | | | | | | 267 | A | Bryant | 62 78 |
| | | | | | | | | | | | | 267 | H | Bryant | 61 53 |
| | | | | | | | | | | | | 272 | H | Coppin St. | 54 48 |
| | | | | | | | | | | | | 279 | A | Loyola Maryland | 53 58 |
| | | | | | | | | | | | | 295 | H | Lehigh | 57 74 |
| | | | | | | | | | | | | 318 | A | Central Conn. St. | 58 68 |
| | | | | | | | | | | | | 318 | H | Central Conn. St. | 81 66 |
| | | | | | | | | | | | | 326 | A | St. Francis Brooklyn | 62 44 |
| | | | | | | | | | | | | 332 | A | LIU Brooklyn | 60 63 |
| | | | | | | | | | | | | 332 | H | LIU Brooklyn | 56 43 |
| | | | | | | | | | | | | 333 | H | Morgan St. | 65 50 |
| | | | | | | | | | | | | 336 | A | Wagner | 70 59 |
| | | | | | | | | | | | | 336 | H | Wagner | 66 47 |
| | | | | | | | | | | | | 341 | A | Fairleigh Dickinson | 75 71 |
| | | | | | | | | | | | | 341 | H | Fairleigh Dickinson | 61 50 |
| LAST 12 Division I GAMES: | | | | | | | | | | | | | | | |
| 332 | H | LIU Brooklyn | 56 43 | 318 | H | Central Conn. St. | 81 66 | | | | | | | | |
| 336 | A | Wagner | 70 59 | 193 | H | Sacred Heart | 61 59 | | | | | | | | |
| 341 | A | Fairleigh Dickinson | 75 71 | 196 | H | Robert Morris | 44 50 | | | | | | | | |
| 196 | A | Robert Morris | 58 70 | 193 | A | Sacred Heart | 45 49 | | | | | | | | |
| 238 | A | Saint Francis (PA) | 66 58 | 326 | A | St. Francis Brooklyn | 62 44 | | | | | | | | |
| 267 | H | Bryant | 61 53 | 341 | H | Fairleigh Dickinson | 61 50 | | | | | | | | |

Non-Div I Games:

Mt. St. Mary's

■ Loss,
 ■ Non-Conf,
 ■ S Site,
 ■ H Home
 ■ A Away
 N Neutral

| | | | | | | | | | | |
|-------------------|----------|-----------|----------------|------------|-------------|---------------|------|------|-------|-----------|
| Average RPI Win: | 279 | WON-LOST | WINNING | LAST 10 | STRENGTH OF | OPP. STRENGTH | TEAM | ADJ. | CONF. | ADJ CONF. |
| Average RPI Loss: | 197 | RECORD | PCT. RANK | GAMES | SCHEDULE | OF SCHEDULE | RPI | RPI | RPI | RPI |
| DIV. I ONLY | 13- 14 | 182 | 3- 7 | 329 | 296 | 264 | 264 | 26 | 26 | |
| DIV. I NON-CONF. | 6- 5 | 148 | 0- 0 | 332 | 321 | 244 | 244 | 26 | 26 | |
| TOTALS | RPI 1-25 | RPI 26-50 | W-L RECORDS | RPI 51-100 | RPI 101-150 | RPI 150+ | | | | |
| 13- 14 | 0- 0 | 0- 0 | OVERALL | 0- 2 | 0- 1 | 13- 11 | | | | |
| 7- 5 | 0- 0 | 0- 0 | HOME | 0- 1 | 0- 0 | 7- 4 | | | | |
| 5- 8 | 0- 0 | 0- 0 | AWAY | 0- 1 | 0- 0 | 5- 7 | | | | |
| 1- 1 | 0- 0 | 0- 0 | NEUTRAL | 0- 0 | 0- 1 | 1- 0 | | | | |
| 6- 5 | 0- 0 | 0- 0 | NON-CONFERENCE | 0- 1 | 0- 1 | 6- 3 | | | | |
| 3- 1 | 0- 0 | 0- 0 | HOME | 0- 0 | 0- 0 | 3- 1 | | | | |
| 2- 3 | 0- 0 | 0- 0 | AWAY | 0- 1 | 0- 0 | 2- 2 | | | | |
| 1- 1 | 0- 0 | 0- 0 | NEUTRAL | 0- 0 | 0- 1 | 1- 0 | | | | |
| 7- 9 | 0- 0 | 0- 0 | CONFERENCE | 0- 1 | 0- 0 | 7- 8 | | | | |
| 4- 4 | 0- 0 | 0- 0 | HOME | 0- 1 | 0- 0 | 4- 3 | | | | |
| 3- 5 | 0- 0 | 0- 0 | AWAY | 0- 0 | 0- 0 | 3- 5 | | | | |
| 0- 0 | 0- 0 | 0- 0 | NEUTRAL | 0- 0 | 0- 0 | 0- 0 | | | | |

| RPI 1-25 | | | RPI 26-50 | | | RPI 51-100 | | | | RPI 101+ | | Team's RPI: 264 | | | |
|---------------------------|---|-------------------|-----------|-----|---|-------------------|-------|-----|---|--------------|-------|-----------------|---|-------------------|-------|
| RPI | S | Opponent | Score | RPI | S | Opponent | Score | RPI | S | Opponent | Score | RPI | S | Opponent | Score |
| | | | | | | | | 51 | A | Ohio | 70 79 | 101 | N | Abilene Christian | 57 81 |
| | | | | | | | | 60 | H | Belmont | 69 87 | 169 | A | Morehead St. | 59 73 |
| | | | | | | | | | | | | 184 | A | Southern Ill. | 63 70 |
| | | | | | | | | | | | | 195 | A | ETSU | 60 79 |
| | | | | | | | | | | | | 202 | A | SIUE | 84 77 |
| | | | | | | | | | | | | 202 | H | SIUE | 76 85 |
| | | | | | | | | | | | | 215 | H | UNCG | 81 70 |
| | | | | | | | | | | | | 234 | A | UT Martin | 82 83 |
| | | | | | | | | | | | | 234 | H | UT Martin | 70 90 |
| | | | | | | | | | | | | 250 | A | Jacksonville St. | 71 64 |
| | | | | | | | | | | | | 252 | H | Tennessee St. | 80 72 |
| | | | | | | | | | | | | 253 | A | Austin Peay | 63 75 |
| | | | | | | | | | | | | 253 | H | Austin Peay | 67 62 |
| | | | | | | | | | | | | 255 | H | Evansville | 77 82 |
| | | | | | | | | | | | | 273 | A | Southeast Mo. St. | 70 79 |
| | | | | | | | | | | | | 273 | H | Southeast Mo. St. | 67 80 |
| | | | | | | | | | | | | 275 | A | Tennessee Tech | 54 72 |
| | | | | | | | | | | | | 285 | A | Northern Ky. | 72 69 |
| | | | | | | | | | | | | 292 | A | Eastern Ill. | 66 57 |
| | | | | | | | | | | | | 292 | H | Eastern Ill. | 92 74 |
| | | | | | | | | | | | | 293 | H | Eastern Ky. | 70 64 |
| | | | | | | | | | | | | 296 | H | Lipscomb | 79 59 |
| | | | | | | | | | | | | 316 | A | Mississippi Val. | 80 62 |
| | | | | | | | | | | | | 331 | N | Incarnate Word | 72 68 |
| | | | | | | | | | | | | 349 | H | Alabama A&M | 81 49 |
| LAST 12 Division I GAMES: | | | | | | | | | | | | | | | |
| 234 | A | UT Martin | 82 83 | 60 | H | Belmont | 69 87 | 169 | A | Morehead St. | 59 73 | 234 | H | UT Martin | 70 90 |
| 273 | H | Southeast Mo. St. | 67 80 | 273 | A | Southeast Mo. St. | 70 79 | 253 | A | Austin Peay | 63 75 | 202 | H | SIUE | 84 77 |
| 202 | H | SIUE | 76 85 | 234 | H | UT Martin | 70 90 | 253 | A | Austin Peay | 63 75 | 273 | A | Southeast Mo. St. | 70 79 |
| 292 | A | Eastern Ill. | 66 57 | 253 | H | Austin Peay | 67 62 | 292 | A | Eastern Ill. | 66 57 | 292 | H | Eastern Ill. | 92 74 |
| 253 | H | Austin Peay | 67 62 | 293 | H | Eastern Ky. | 70 64 | 296 | H | Lipscomb | 79 59 | 316 | A | Mississippi Val. | 80 62 |
| 293 | H | Eastern Ky. | 70 64 | | | | | | | | | 331 | N | Incarnate Word | 72 68 |
| | | | | | | | | | | | | 349 | H | Alabama A&M | 81 49 |

Non-Div I Games: Eureka 101 59 MacMurray 93 37

Murray St.

Loss, Non-Conf, S Site, H Home A Away N Neutral

| | | | | | | | | | | |
|-------------------|----------|-----------|----------------|------------|-------------|---------------|------|------|-------|-----------|
| Average RPI Win: | 285 | WON-LOST | WINNING | LAST 10 | STRENGTH OF | OPP. STRENGTH | TEAM | ADJ. | CONF. | ADJ CONF. |
| Average RPI Loss: | 168 | RECORD | PCT. RANK | GAMES | SCHEDULE | OF SCHEDULE | RPI | RPI | RPI | RPI |
| DIV. I ONLY | 10- 15 | 233 | 7- 3 | 301 | 304 | 281 | 281 | 32 | 32 | |
| DIV. I NON-CONF. | 2- 9 | 293 | 0- 0 | 81 | 62 | 260 | 260 | 31 | 31 | |
| TOTALS | RPI 1-25 | RPI 26-50 | W-L RECORDS | RPI 51-100 | RPI 101-150 | RPI 150+ | | | | |
| 10- 15 | 0- 1 | 0- 1 | OVERALL | 1- 2 | 0- 2 | 9- 9 | | | | |
| 7- 3 | 0- 1 | 0- 1 | HOME | 1- 0 | 0- 0 | 6- 1 | | | | |
| 3- 8 | 0- 0 | 0- 0 | AWAY | 0- 0 | 0- 1 | 3- 7 | | | | |
| 0- 4 | 0- 0 | 0- 0 | NEUTRAL | 0- 2 | 0- 1 | 0- 1 | | | | |
| 2- 9 | 0- 1 | 0- 1 | NON-CONFERENCE | 1- 2 | 0- 2 | 1- 3 | | | | |
| 2- 2 | 0- 1 | 0- 1 | HOME | 1- 0 | 0- 0 | 1- 0 | | | | |
| 0- 3 | 0- 0 | 0- 0 | AWAY | 0- 0 | 0- 1 | 0- 2 | | | | |
| 0- 4 | 0- 0 | 0- 0 | NEUTRAL | 0- 2 | 0- 1 | 0- 1 | | | | |
| 8- 6 | 0- 0 | 0- 0 | CONFERENCE | 0- 0 | 0- 0 | 8- 6 | | | | |
| 5- 1 | 0- 0 | 0- 0 | HOME | 0- 0 | 0- 0 | 5- 1 | | | | |
| 3- 5 | 0- 0 | 0- 0 | AWAY | 0- 0 | 0- 0 | 3- 5 | | | | |
| 0- 0 | 0- 0 | 0- 0 | NEUTRAL | 0- 0 | 0- 0 | 0- 0 | | | | |

| RPI 1-25 | | | | RPI 26-50 | | | | RPI 51-100 | | | | RPI 101+ Team's RPI: 281 | | | |
|---------------------------|---|--------------------|-------|-----------|---|--------------|-------|------------|---|---------------|-------|--------------------------|---|--------------------|-------|
| RPI | S | Opponent | Score | RPI | S | Opponent | Score | RPI | S | Opponent | Score | RPI | S | Opponent | Score |
| 11 | H | UCLA | 42 83 | 42 | H | Auburn | 36 68 | 51 | H | Ohio | 63 57 | 106 | A | FGCU | 41 67 |
| | | | | | | | | 59 | N | West Virginia | 64 80 | 110 | N | Ball St. | 57 76 |
| | | | | | | | | 80 | N | Florida | 38 67 | 186 | A | Hampton | 57 64 |
| | | | | | | | | | | | | 213 | A | Appalachian St. | 58 71 |
| | | | | | | | | | | | | 218 | N | Marist | 64 69 |
| | | | | | | | | | | | | 219 | A | Ga. Southern | 50 65 |
| | | | | | | | | | | | | 231 | A | Howard | 61 69 |
| | | | | | | | | | | | | 231 | H | Howard | 63 55 |
| | | | | | | | | | | | | 234 | H | UT Martin | 74 59 |
| | | | | | | | | | | | | 249 | A | UMES | 50 58 |
| | | | | | | | | | | | | 249 | H | UMES | 57 60 |
| | | | | | | | | | | | | 272 | A | Coppin St. | 57 65 |
| | | | | | | | | | | | | 277 | A | Norfolk St. | 53 69 |
| | | | | | | | | | | | | 290 | H | Savannah St. | 89 54 |
| | | | | | | | | | | | | 330 | H | Florida A&M | 65 57 |
| | | | | | | | | | | | | 333 | A | Morgan St. | 67 62 |
| | | | | | | | | | | | | 342 | A | N.C. Central | 62 38 |
| | | | | | | | | | | | | 347 | H | South Carolina St. | 66 54 |
| | | | | | | | | | | | | 348 | A | Delaware St. | 68 60 |
| | | | | | | | | | | | | 348 | H | Delaware St. | 83 44 |
| LAST 12 Division I GAMES: | | | | | | | | | | | | | | | |
| 290 | H | Savannah St. | 89 54 | 277 | A | Norfolk St. | 53 69 | | | | | | | | |
| 249 | A | UMES | 50 58 | 342 | A | N.C. Central | 62 38 | | | | | | | | |
| 231 | A | Howard | 61 69 | 231 | H | Howard | 63 55 | | | | | | | | |
| 347 | H | South Carolina St. | 66 54 | 333 | A | Morgan St. | 67 62 | | | | | | | | |
| 330 | H | Florida A&M | 65 57 | 272 | A | Coppin St. | 57 65 | | | | | | | | |
| 348 | A | Delaware St. | 68 60 | 249 | H | UMES | 57 60 | | | | | | | | |

Non-Div I Games: Francis Marion 72 65 Slippery Rock 70 59

N.C. A&T

Loss, Non-Conf, S Site, H Home A Away N Neutral

N.C. Central

Through Games Of Feb. 25, 2017

| | | | | | | | | | | |
|-------------------|----------|-----------|----------------|------------|-------------|---------------|------|------|-------|-----------|
| Average RPI Win: | 309 | WON-LOST | WINNING | LAST 10 | STRENGTH OF | OPP. STRENGTH | TEAM | ADJ. | CONF. | ADJ CONF. |
| Average RPI Loss: | 225 | RECORD | PCT. RANK | GAMES | SCHEDULE | OF SCHEDULE | RPI | RPI | RPI | RPI |
| DIV. I ONLY | 5- 19 | 317 | 3- 7 | 318 | 344 | 342 | 342 | 32 | 32 | |
| DIV. I NON-CONF. | 0- 10 | 335 | 0- 0 | 202 | 292 | 344 | 344 | 31 | 31 | |
| TOTALS | RPI 1-25 | RPI 26-50 | W-L RECORDS | RPI 51-100 | RPI 101-150 | RPI 150+ | | | | |
| 5- 19 | 0- 0 | 0- 1 | OVERALL | 0- 1 | 0- 1 | 5- 16 | | | | |
| 4- 7 | 0- 0 | 0- 0 | HOME | 0- 0 | 0- 0 | 4- 7 | | | | |
| 1- 12 | 0- 0 | 0- 1 | AWAY | 0- 1 | 0- 1 | 1- 9 | | | | |
| 0- 0 | 0- 0 | 0- 0 | NEUTRAL | 0- 0 | 0- 0 | 0- 0 | | | | |
| 0- 10 | 0- 0 | 0- 1 | NON-CONFERENCE | 0- 1 | 0- 1 | 0- 7 | | | | |
| 0- 4 | 0- 0 | 0- 0 | HOME | 0- 0 | 0- 0 | 0- 4 | | | | |
| 0- 6 | 0- 0 | 0- 1 | AWAY | 0- 1 | 0- 1 | 0- 3 | | | | |
| 0- 0 | 0- 0 | 0- 0 | NEUTRAL | 0- 0 | 0- 0 | 0- 0 | | | | |
| 5- 9 | 0- 0 | 0- 0 | CONFERENCE | 0- 0 | 0- 0 | 5- 9 | | | | |
| 4- 3 | 0- 0 | 0- 0 | HOME | 0- 0 | 0- 0 | 4- 3 | | | | |
| 1- 6 | 0- 0 | 0- 0 | AWAY | 0- 0 | 0- 0 | 1- 6 | | | | |
| 0- 0 | 0- 0 | 0- 0 | NEUTRAL | 0- 0 | 0- 0 | 0- 0 | | | | |

| RPI 1-25 | RPI 26-50 | RPI 51-100 | RPI 101+ Team's RPI: 342 |
|---------------------------|--------------------------------|--------------------------|--------------------------------|
| RPI S Opponent Score | RPI S Opponent Score | RPI S Opponent Score | RPI S Opponent Score |
| | 38 A North Carolina St. 33 83 | 83 A Purdue 27 61 | 119 A Old Dominion 52 83 |
| | | | 185 H Bethune-Cookman 52 62 |
| | | | 186 A Hampton 36 60 |
| | | | 192 A Campbell 30 61 |
| | | | 215 H UNCG 51 64 |
| | | | 229 H Presbyterian 63 72 |
| | | | 231 A Howard 48 62 |
| | | | 231 H Howard 50 73 |
| | | | 244 H Wofford 54 64 |
| | | | 246 A Furman 40 60 |
| | | | 249 A UMES 51 73 |
| | | | 249 H UMES 68 59 |
| | | | 260 A Coastal Caro. 50 66 |
| | | | 272 A Coppin St. 58 46 |
| | | | 277 A Norfolk St. 40 71 |
| | | | 281 H N.C. A&T 38 62 |
| | | | 321 H USC Upstate 58 68 |
| | | | 330 H Florida A&M 52 49 |
| | | | 333 A Morgan St. 42 44 |
| | | | 347 H South Carolina St. 52 41 |
| | | | 348 A Delaware St. 51 55 |
| | | | 348 H Delaware St. 68 63 |
| LAST 12 Division I GAMES: | | | |
| | 185 H Bethune-Cookman 52 62 | 333 A Morgan St. 42 44 | |
| | 231 A Howard 48 62 | 348 A Delaware St. 51 55 | |
| | 249 A UMES 51 73 | 281 H N.C. A&T 38 62 | |
| | 330 H Florida A&M 52 49 | 231 H Howard 50 73 | |
| | 347 H South Carolina St. 52 41 | 186 A Hampton 36 60 | |
| | 272 A Coppin St. 58 46 | 277 A Norfolk St. 40 71 | |

Non-Div I Games: Johnson & Wales (NC75 38 Pfeiffer 47 50

N.C. Central

Loss, Non-Conf, S Site, H Home A Away N Neutral

| | | | | | | | | | | |
|-------------------|----------|-----------|----------------|------------|-------------|---------------|------|------|-------|-----------|
| Average RPI Win: | 310 | WON-LOST | WINNING | LAST 10 | STRENGTH OF | OPP. STRENGTH | TEAM | ADJ. | CONF. | ADJ CONF. |
| Average RPI Loss: | 181 | RECORD | PCT. RANK | GAMES | SCHEDULE | OF SCHEDULE | RPI | RPI | RPI | RPI |
| DIV. I ONLY | 9- 18 | 260 | 3- 7 | 320 | 281 | 313 | 313 | 25 | 25 | |
| DIV. I NON-CONF. | 5- 8 | 218 | 0- 0 | 338 | 327 | 310 | 310 | 24 | 24 | |
| TOTALS | RPI 1-25 | RPI 26-50 | W-L RECORDS | RPI 51-100 | RPI 101-150 | RPI 150+ | | | | |
| 9- 18 | 0- 0 | 0- 1 | OVERALL | 0- 5 | 0- 3 | 9- 9 | | | | |
| 5- 7 | 0- 0 | 0- 0 | HOME | 0- 2 | 0- 1 | 5- 4 | | | | |
| 3- 11 | 0- 0 | 0- 1 | AWAY | 0- 3 | 0- 2 | 3- 5 | | | | |
| 1- 0 | 0- 0 | 0- 0 | NEUTRAL | 0- 0 | 0- 0 | 1- 0 | | | | |
| 5- 8 | 0- 0 | 0- 1 | NON-CONFERENCE | 0- 1 | 0- 1 | 5- 5 | | | | |
| 2- 3 | 0- 0 | 0- 0 | HOME | 0- 0 | 0- 0 | 2- 3 | | | | |
| 2- 5 | 0- 0 | 0- 1 | AWAY | 0- 1 | 0- 1 | 2- 2 | | | | |
| 1- 0 | 0- 0 | 0- 0 | NEUTRAL | 0- 0 | 0- 0 | 1- 0 | | | | |
| 4- 10 | 0- 0 | 0- 0 | CONFERENCE | 0- 4 | 0- 2 | 4- 4 | | | | |
| 3- 4 | 0- 0 | 0- 0 | HOME | 0- 2 | 0- 1 | 3- 1 | | | | |
| 1- 6 | 0- 0 | 0- 0 | AWAY | 0- 2 | 0- 1 | 1- 3 | | | | |
| 0- 0 | 0- 0 | 0- 0 | NEUTRAL | 0- 0 | 0- 0 | 0- 0 | | | | |

| RPI S | Opponent | Score | RPI S | Opponent | Score | RPI S | Opponent | Score | RPI S | Opponent | Score | Team's RPI: 313 |
|---------------------------|-----------------|-------|-------|----------------|-------|-------|-----------------------|-------|-------|----------|-------|-----------------|
| 30 | A Harvard | 38 59 | 61 | A Bucknell | 36 67 | 106 | A FGCU | 53 73 | | | | |
| | | | 95 | A Jacksonville | 59 75 | 106 | H FGCU | 46 77 | | | | |
| | | | 95 | H Jacksonville | 56 75 | 109 | A Saint Joseph's | 36 75 | | | | |
| | | | 99 | A Stetson | 43 77 | 172 | H Columbia | 51 65 | | | | |
| | | | 99 | H Stetson | 37 60 | 206 | H Binghamton | 44 68 | | | | |
| | | | | | | 231 | H Howard | 70 55 | | | | |
| | | | | | | 274 | A Kennesaw St. | 64 75 | | | | |
| | | | | | | 274 | H Kennesaw St. | 56 66 | | | | |
| | | | | | | 284 | A Vermont | 42 64 | | | | |
| | | | | | | 291 | A North Florida | 51 61 | | | | |
| | | | | | | 291 | H North Florida | 64 62 | | | | |
| | | | | | | 295 | A Lehigh | 52 84 | | | | |
| | | | | | | 296 | A Lipscomb | 76 53 | | | | |
| | | | | | | 296 | H Lipscomb | 76 68 | | | | |
| | | | | | | 321 | A USC Upstate | 58 75 | | | | |
| | | | | | | 321 | H USC Upstate | 70 66 | | | | |
| | | | | | | 332 | N LIU Brooklyn | 50 48 | | | | |
| | | | | | | 336 | H Wagner | 68 45 | | | | |
| | | | | | | 340 | A Chicago St. | 57 42 | | | | |
| | | | | | | 341 | H Fairleigh Dickinson | 61 66 | | | | |
| | | | | | | 348 | A Delaware St. | 57 43 | | | | |
| LAST 12 Division I GAMES: | | | | | | | | | | | | |
| 321 | H USC Upstate | 70 66 | 296 | A Lipscomb | 76 53 | | | | | | | |
| 106 | H FGCU | 46 77 | 274 | A Kennesaw St. | 64 75 | | | | | | | |
| 99 | H Stetson | 37 60 | 296 | H Lipscomb | 76 68 | | | | | | | |
| 291 | A North Florida | 51 61 | 99 | A Stetson | 43 77 | | | | | | | |
| 95 | A Jacksonville | 59 75 | 106 | A FGCU | 53 73 | | | | | | | |
| 274 | H Kennesaw St. | 56 66 | 95 | H Jacksonville | 56 75 | | | | | | | |

Non-Div I Games: St. Joseph's (Brkln87 53 Rutgers-Newark 83 52

NJIT

■ Loss,
 ■ Non-Conf, S Site,
 ■ Home
 ■ Away
 N Neutral

| | | | | | | | | | |
|------------------------------|----------|-----------|----------------|-------------|---------------|----------|------|-------|-----------|
| Average RPI Win: 252 | WON-LOST | WINNING | LAST 10 | STRENGTH OF | OPP. STRENGTH | TEAM | ADJ. | CONF. | ADJ CONF. |
| Average RPI Loss: 128 | RECORD | PCT. RANK | GAMES | SCHEDULE | OF SCHEDULE | RPI | RPI | RPI | RPI |
| DIV. I ONLY | 19- 8 | 67 | 7- 3 | 285 | 228 | 129 | 129 | 23 | 23 |
| DIV. I NON-CONF. | 6- 4 | 127 | 0- 0 | 253 | 110 | 145 | 145 | 25 | 25 |
| TOTALS | RPI 1-25 | RPI 26-50 | W-L RECORDS | RPI 51-100 | RPI 101-150 | RPI 150+ | | | |
| 19- 8 | 0- 1 | 0- 0 | OVERALL | 0- 3 | 2- 0 | 17- 4 | | | |
| 10- 2 | 0- 0 | 0- 0 | HOME | 0- 1 | 1- 0 | 9- 1 | | | |
| 9- 5 | 0- 1 | 0- 0 | AWAY | 0- 2 | 1- 0 | 8- 2 | | | |
| 0- 1 | 0- 0 | 0- 0 | NEUTRAL | 0- 0 | 0- 0 | 0- 1 | | | |
| 6- 4 | 0- 1 | 0- 0 | NON-CONFERENCE | 0- 1 | 0- 0 | 6- 2 | | | |
| 4- 0 | 0- 0 | 0- 0 | HOME | 0- 0 | 0- 0 | 4- 0 | | | |
| 2- 3 | 0- 1 | 0- 0 | AWAY | 0- 1 | 0- 0 | 2- 1 | | | |
| 0- 1 | 0- 0 | 0- 0 | NEUTRAL | 0- 0 | 0- 0 | 0- 1 | | | |
| 13- 4 | 0- 0 | 0- 0 | CONFERENCE | 0- 2 | 2- 0 | 11- 2 | | | |
| 6- 2 | 0- 0 | 0- 0 | HOME | 0- 1 | 1- 0 | 5- 1 | | | |
| 7- 2 | 0- 0 | 0- 0 | AWAY | 0- 1 | 1- 0 | 6- 1 | | | |
| 0- 0 | 0- 0 | 0- 0 | NEUTRAL | 0- 0 | 0- 0 | 0- 0 | | | |

| RPI 1-25 | | | | RPI 26-50 | | | | RPI 51-100 | | | | RPI 101+ Team's RPI: 129 | | | |
|---------------------------|---|-----------|--------------|-----------|---|-----------------|--------------|------------|---|-------------|--------------|--------------------------|--------------|-----------------|--------------|
| RPI | S | Opponent | Score | RPI | S | Opponent | Score | RPI | S | Opponent | Score | RPI | S | Opponent | Score |
| 23 | A | Tennessee | 55 85 | | | | | 61 | A | Bucknell | 64 67 | 147 | A | Army West Point | 63 58 |
| | | | | | | | | 61 | H | Bucknell | 54 63 | 147 | H | Army West Point | 67 62 |
| | | | | | | | | 72 | A | Wake Forest | 65 75 | 151 | H | Iona | 73 68 |
| | | | | | | | | | | | | 153 | N | Arkansas | 67 70 |
| | | | | | | | | | | | | 180 | H | Cleveland St. | 88 63 |
| | | | | | | | | | | | | 189 | H | Hofstra | 78 69 |
| | | | | | | | | | | | | 190 | A | George Mason | 64 68 |
| | | | | | | | | | | | | 194 | A | American | 48 50 |
| | | | | | | | | | | | | 235 | H | Liberty | 67 66 |
| | | | | | | | | | | | | 245 | A | Boston U. | 62 59 |
| | | | | | | | | | | | | 245 | H | Boston U. | 55 41 |
| | | | | | | | | | | | | 270 | A | Colgate | 80 67 |
| | | | | | | | | | | | | 270 | H | Colgate | 61 69 |
| | | | | | | | | | | | | 279 | A | Loyola Maryland | 55 43 |
| | | | | | | | | | | | | 279 | H | Loyola Maryland | 77 51 |
| | | | | | | | | | | | | 287 | A | Nevada | 79 62 |
| | | | | | | | | | | | | 295 | A | Lehigh | 66 64 |
| | | | | | | | | | | | | 295 | H | Lehigh | 79 44 |
| | | | | | | | | | | | | 297 | A | Holy Cross | 73 71 |
| | | | | | | | | | | | | 297 | H | Holy Cross | 57 56 |
| | | | | | | | | | | | | 314 | A | Lafayette | 68 65 |
| | | | | | | | | | | | | 314 | H | Lafayette | 76 41 |
| | | | | | | | | | | | | 320 | A | Air Force | 64 46 |
| LAST 12 Division I GAMES: | | | | | | | | | | | | | | | |
| | | | | 61 | H | Bucknell | 54 63 | | | 270 | H | Colgate | 61 69 | | |
| | | | | 194 | A | American | 48 50 | | | 245 | H | Boston U. | 55 41 | | |
| | | | | 147 | H | Army West Point | 67 62 | | | 297 | A | Holy Cross | 73 71 | | |
| | | | | 295 | H | Lehigh | 79 44 | | | 147 | A | Army West Point | 63 58 | | |
| | | | | 314 | A | Lafayette | 68 65 | | | 295 | A | Lehigh | 66 64 | | |
| | | | | 279 | A | Loyola Maryland | 55 43 | | | 314 | H | Lafayette | 76 41 | | |

Non-Div I Games: Goucher 93 40

Navy

■ Loss,
 ■ Non-Conf,
 ■ S Site,
 ■ Home
 ■ A Away
 N Neutral

| Average RPI Win: | 147 | WON-LOST | WINNING | LAST 10 | STRENGTH OF | OPP. STRENGTH | TEAM | ADJ. | CONF. | ADJ CONF. |
|-------------------|----------|-----------|----------------|------------|-------------|---------------|------|------|-------|-----------|
| Average RPI Loss: | 64 | RECORD | PCT. RANK | GAMES | SCHEDULE | OF SCHEDULE | RPI | RPI | RPI | RPI |
| DIV. I ONLY | 6- 21 | 313 | 1- 9 | 14 | 40 | 187 | 187 | 6 | 6 | |
| DIV. I NON-CONF. | 4- 8 | 230 | 0- 0 | 13 | 8 | 154 | 154 | 6 | 6 | |
| TOTALS | RPI 1-25 | RPI 26-50 | W-L RECORDS | RPI 51-100 | RPI 101-150 | RPI 150+ | | | | |
| 6- 21 | 0- 6 | 2- 6 | OVERALL | 0- 6 | 0- 1 | 4- 2 | | | | |
| 6- 9 | 0- 4 | 2- 2 | HOME | 0- 3 | 0- 0 | 4- 0 | | | | |
| 0- 10 | 0- 2 | 0- 3 | AWAY | 0- 3 | 0- 0 | 0- 2 | | | | |
| 0- 2 | 0- 0 | 0- 1 | NEUTRAL | 0- 0 | 0- 1 | 0- 0 | | | | |
| 4- 8 | 0- 3 | 1- 2 | NON-CONFERENCE | 0- 2 | 0- 1 | 3- 0 | | | | |
| 4- 4 | 0- 2 | 1- 1 | HOME | 0- 1 | 0- 0 | 3- 0 | | | | |
| 0- 2 | 0- 1 | 0- 0 | AWAY | 0- 1 | 0- 0 | 0- 0 | | | | |
| 0- 2 | 0- 0 | 0- 1 | NEUTRAL | 0- 0 | 0- 1 | 0- 0 | | | | |
| 2- 13 | 0- 3 | 1- 4 | CONFERENCE | 0- 4 | 0- 0 | 1- 2 | | | | |
| 2- 5 | 0- 2 | 1- 1 | HOME | 0- 2 | 0- 0 | 1- 0 | | | | |
| 0- 8 | 0- 1 | 0- 3 | AWAY | 0- 2 | 0- 0 | 0- 2 | | | | |
| 0- 0 | 0- 0 | 0- 0 | NEUTRAL | 0- 0 | 0- 0 | 0- 0 | | | | |

| RPI | S | Opponent | Score | RPI | S | Opponent | Score | RPI | S | Opponent | Score | RPI | S | Opponent | Score | Team's RPI: 187 |
|---------------------------|---|-----------|-------|-----|---|--------------|-------|-----|---|---------------|-------|-----|---|----------------|-------|-----------------|
| 1 | H | UConn | 41 84 | 29 | H | Drake | 70 84 | 58 | H | California | 65 86 | 102 | N | Washington St. | 65 79 | |
| 18 | A | Creighton | 64 80 | 39 | A | Michigan St. | 73 93 | 71 | H | Northwestern | 58 62 | 157 | H | Omaha | 66 58 | |
| 21 | H | Maryland | 49 93 | 40 | A | Michigan | 60 88 | 78 | H | Minnesota | 69 79 | 198 | H | San Jose St. | 83 61 | |
| 22 | H | Missouri | 35 55 | 40 | H | Michigan | 51 84 | 79 | A | Penn St. | 69 86 | 208 | A | Illinois | 59 79 | |
| 25 | A | Ohio St. | 75 95 | 44 | H | Indiana | 67 64 | 83 | A | Purdue | 45 88 | 211 | A | Wisconsin | 56 82 | |
| 25 | H | Ohio St. | 69 87 | 47 | N | Virginia | 51 73 | 92 | A | Virginia Tech | 67 76 | 212 | H | Rutgers | 62 58 | |
| | | | | 49 | H | Colorado St. | 62 59 | | | | | 221 | H | UTRGV | 71 53 | |
| | | | | 50 | A | Iowa | 72 75 | | | | | | | | | |
| LAST 12 Division I GAMES: | | | | | | | | | | | | | | | | |
| 40 | A | Michigan | 60 88 | 83 | A | Purdue | 45 88 | | | | | | | | | |
| 44 | H | Indiana | 67 64 | 40 | H | Michigan | 51 84 | | | | | | | | | |
| 25 | H | Ohio St. | 69 87 | 79 | A | Penn St. | 69 86 | | | | | | | | | |
| 211 | A | Wisconsin | 56 82 | 208 | A | Illinois | 59 79 | | | | | | | | | |
| 78 | H | Minnesota | 69 79 | 212 | H | Rutgers | 62 58 | | | | | | | | | |
| 25 | A | Ohio St. | 75 95 | 39 | A | Michigan St. | 73 93 | | | | | | | | | |

Non-Div I Games:

Nebraska

■ Loss,
■ Non-Conf,
■ S Site,
■ H Home
■ A Away
N Neutral

| | | | | | | | | | | |
|-------------------|----------|-----------|----------------|------------|-------------|---------------|------|------|-------|-----------|
| Average RPI Win: | 250 | WON-LOST | WINNING | LAST 10 | STRENGTH OF | OPP. STRENGTH | TEAM | ADJ. | CONF. | ADJ CONF. |
| Average RPI Loss: | 160 | RECORD | PCT. RANK | GAMES | SCHEDULE | OF SCHEDULE | RPI | RPI | RPI | RPI |
| DIV. I ONLY | 9- 17 | 255 | 3- 7 | 280 | 156 | 287 | 287 | 13 | 13 | |
| DIV. I NON-CONF. | 5- 5 | 165 | 0- 0 | 320 | 219 | 273 | 273 | 15 | 15 | |
| TOTALS | RPI 1-25 | RPI 26-50 | W-L RECORDS | RPI 51-100 | RPI 101-150 | RPI 150+ | | | | |
| 9- 17 | 0- 0 | 0- 0 | OVERALL | 1- 4 | 0- 5 | 8- 8 | | | | |
| 6- 9 | 0- 0 | 0- 0 | HOME | 1- 2 | 0- 4 | 5- 3 | | | | |
| 3- 8 | 0- 0 | 0- 0 | AWAY | 0- 2 | 0- 1 | 3- 5 | | | | |
| 0- 0 | 0- 0 | 0- 0 | NEUTRAL | 0- 0 | 0- 0 | 0- 0 | | | | |
| 5- 5 | 0- 0 | 0- 0 | NON-CONFERENCE | 0- 1 | 0- 2 | 5- 2 | | | | |
| 3- 4 | 0- 0 | 0- 0 | HOME | 0- 1 | 0- 2 | 3- 1 | | | | |
| 2- 1 | 0- 0 | 0- 0 | AWAY | 0- 0 | 0- 0 | 2- 1 | | | | |
| 0- 0 | 0- 0 | 0- 0 | NEUTRAL | 0- 0 | 0- 0 | 0- 0 | | | | |
| 4- 12 | 0- 0 | 0- 0 | CONFERENCE | 1- 3 | 0- 3 | 3- 6 | | | | |
| 3- 5 | 0- 0 | 0- 0 | HOME | 1- 1 | 0- 2 | 2- 2 | | | | |
| 1- 7 | 0- 0 | 0- 0 | AWAY | 0- 2 | 0- 1 | 1- 4 | | | | |
| 0- 0 | 0- 0 | 0- 0 | NEUTRAL | 0- 0 | 0- 0 | 0- 0 | | | | |

| RPI S | Opponent | Score | RPI S | Opponent | Score | RPI S | Opponent | Score | RPI S | Opponent | Score | Team's RPI: 287 |
|---------------------------|----------|-------|-------|-----------------|-------|-------|-------------|--------------|-------|------------------|--------|-----------------|
| | | | | | | 69 | A Boise St. | 74 77 | 105 | H Wyoming | 59 72 | |
| | | | | | | 69 | H Boise St. | 69 62 | 121 | H Long Beach St. | 93 97 | |
| | | | | | | 70 | H Utah | 50 80 | 129 | H Navy | 62 79 | |
| | | | | | | 91 | A UNLV | 41 60 | 142 | A New Mexico | 50 59 | |
| | | | | | | 91 | H UNLV | 49 64 | 142 | H New Mexico | 63 69 | |
| | | | | | | | | | 155 | H Memphis | 75 67 | |
| | | | | | | | | | 174 | A Fresno St. | 54 68 | |
| | | | | | | | | | 174 | H Fresno St. | 70 71 | |
| | | | | | | | | | 198 | A San Jose St. | 84 107 | |
| | | | | | | | | | 200 | A Utah St. | 57 60 | |
| | | | | | | | | | 200 | H Utah St. | 69 81 | |
| | | | | | | | | | 220 | A San Diego | 54 70 | |
| | | | | | | | | | 258 | H Hawaii | 67 59 | |
| | | | | | | | | | 268 | A San Diego St. | 78 83 | |
| | | | | | | | | | 268 | H San Diego St. | 88 65 | |
| | | | | | | | | | 271 | H Portland | 72 59 | |
| | | | | | | | | | 283 | A Sacramento St. | 99 95 | |
| | | | | | | | | | 303 | A Pepperdine | 69 60 | |
| | | | | | | | | | 320 | A Air Force | 56 51 | |
| | | | | | | | | | 320 | H Air Force | 65 58 | |
| | | | | | | | | | 324 | H UC Irvine | 59 72 | |
| LAST 12 Division I GAMES: | | | | | | | | | | | | |
| | | | 91 | H UNLV | 49 64 | | 200 | H Utah St. | 69 81 | | | |
| | | | 69 | A Boise St. | 74 77 | | 142 | A New Mexico | 50 59 | | | |
| | | | 200 | A Utah St. | 57 60 | | 69 | H Boise St. | 69 62 | | | |
| | | | 320 | H Air Force | 65 58 | | 174 | A Fresno St. | 54 68 | | | |
| | | | 268 | H San Diego St. | 88 65 | | 320 | A Air Force | 56 51 | | | |
| | | | 91 | A UNLV | 41 60 | | 105 | H Wyoming | 59 72 | | | |

Non-Div I Games: Holy Names 70 42

Nevada

■ Loss,
■ Non-Conf,
■ S Site,
■ H Home
■ A Away
N Neutral

| Average RPI Win: 231 | | WON-LOST | WINNING | LAST 10 | STRENGTH OF | OPP. STRENGTH | TEAM | ADJ. | CONF. | ADJ CONF. |
|----------------------|------|----------|-----------|----------------|-------------|---------------|----------|------|-------|-----------|
| Average RPI Loss: 98 | | RECORD | PCT. RANK | GAMES | SCHEDULE | OF SCHEDULE | RPI | RPI | RPI | RPI |
| DIV. I ONLY | | 23- 4 | 10 | 9- 1 | 284 | 212 | 76 | 76 | 22 | 22 |
| DIV. I NON-CONF. | | 9- 3 | 63 | 0- 0 | 259 | 225 | 103 | 103 | 22 | 22 |
| TOTALS | | RPI 1-25 | RPI 26-50 | W-L RECORDS | RPI 51-100 | RPI 101-150 | RPI 150+ | | | |
| 23- 4 | 0- 1 | | 0- 0 | OVERALL | 0- 0 | 4- 3 | 19- 0 | | | |
| 13- 1 | 0- 0 | | 0- 0 | HOME | 0- 0 | 2- 1 | 11- 0 | | | |
| 10- 3 | 0- 1 | | 0- 0 | AWAY | 0- 0 | 2- 2 | 8- 0 | | | |
| 0- 0 | 0- 0 | | 0- 0 | NEUTRAL | 0- 0 | 0- 0 | 0- 0 | | | |
| 9- 3 | 0- 1 | | 0- 0 | NON-CONFERENCE | 0- 0 | 1- 2 | 8- 0 | | | |
| 5- 1 | 0- 0 | | 0- 0 | HOME | 0- 0 | 0- 1 | 5- 0 | | | |
| 4- 2 | 0- 1 | | 0- 0 | AWAY | 0- 0 | 1- 1 | 3- 0 | | | |
| 0- 0 | 0- 0 | | 0- 0 | NEUTRAL | 0- 0 | 0- 0 | 0- 0 | | | |
| 14- 1 | 0- 0 | | 0- 0 | CONFERENCE | 0- 0 | 3- 1 | 11- 0 | | | |
| 8- 0 | 0- 0 | | 0- 0 | HOME | 0- 0 | 2- 0 | 6- 0 | | | |
| 6- 1 | 0- 0 | | 0- 0 | AWAY | 0- 0 | 1- 1 | 5- 0 | | | |
| 0- 0 | 0- 0 | | 0- 0 | NEUTRAL | 0- 0 | 0- 0 | 0- 0 | | | |

[illegible]

Non-Div I Games: New England Col. 58 38

New Hampshire

Loss, Non-Conf, S Site, H Home A Away N Neutral

| Non-Conference | | | | Through Games Of Feb. 15, 1917 | | | | | | |
|-------------------|----------|-----------|----------------|--------------------------------|-------------|---------------|------|------|-------|-----------|
| Average RPI Win: | 219 | WON-LOST | WINNING | LAST 10 | STRENGTH OF | OPP. STRENGTH | TEAM | ADJ. | CONF. | ADJ CONF. |
| Average RPI Loss: | 92 | RECORD | PCT. RANK | GAMES | SCHEDULE | OF SCHEDULE | RPI | RPI | RPI | RPI |
| DIV. I ONLY | 14- 13 | 166 | 5- 4 | 83 | 151 | 142 | 142 | 13 | 13 | |
| DIV. I NON-CONF. | 4- 6 | 209 | 0- 0 | 155 | 97 | 237 | 237 | 15 | 15 | |
| TOTALS | RPI 1-25 | RPI 26-50 | W-L RECORDS | RPI 51-100 | RPI 101-150 | RPI 150+ | | | | |
| 14- 13 | 0- 0 | 0- 3 | OVERALL | 2- 5 | 1- 4 | 11- 1 | | | | |
| 10- 6 | 0- 0 | 0- 1 | HOME | 2- 2 | 1- 2 | 7- 1 | | | | |
| 4- 7 | 0- 0 | 0- 2 | AWAY | 0- 3 | 0- 2 | 4- 0 | | | | |
| 0- 0 | 0- 0 | 0- 0 | NEUTRAL | 0- 0 | 0- 0 | 0- 0 | | | | |
| 4- 6 | 0- 0 | 0- 1 | NON-CONFERENCE | 1- 2 | 1- 2 | 2- 1 | | | | |
| 4- 3 | 0- 0 | 0- 0 | HOME | 1- 1 | 1- 1 | 2- 1 | | | | |
| 0- 3 | 0- 0 | 0- 1 | AWAY | 0- 1 | 0- 1 | 0- 0 | | | | |
| 0- 0 | 0- 0 | 0- 0 | NEUTRAL | 0- 0 | 0- 0 | 0- 0 | | | | |
| 10- 7 | 0- 0 | 0- 2 | CONFERENCE | 1- 3 | 0- 2 | 9- 0 | | | | |
| 6- 3 | 0- 0 | 0- 1 | HOME | 1- 1 | 0- 1 | 5- 0 | | | | |
| 4- 4 | 0- 0 | 0- 1 | AWAY | 0- 2 | 0- 1 | 4- 0 | | | | |
| 0- 0 | 0- 0 | 0- 0 | NEUTRAL | 0- 0 | 0- 0 | 0- 0 | | | | |

| RPI 1-25 | | | | RPI 26-50 | | | | RPI 51-100 | | | | RPI 101+ | | | | Team's RPI: 142 | |
|---------------------------|---|----------|-------|-----------|---|--------------|-------|------------|---|--------------|-------|----------|---|---------------------|-------|-----------------|--|
| RPI | S | Opponent | Score | RPI | S | Opponent | Score | RPI | S | Opponent | Score | RPI | S | Opponent | Score | | |
| | | | | 36 | A | Marquette | 52 62 | 69 | A | Boise St. | 62 64 | 105 | A | Wyoming | 52 68 | | |
| | | | | 49 | A | Colorado St. | 55 58 | 69 | H | Boise St. | 75 68 | 105 | H | Wyoming | 58 60 | | |
| | | | | 49 | H | Colorado St. | 63 78 | 78 | H | Minnesota | 65 69 | 109 | H | Saint Joseph's | 67 79 | | |
| | | | | | | | | 91 | A | UNLV | 42 56 | 150 | A | New Mexico St. | 70 77 | | |
| | | | | | | | | 91 | H | UNLV | 52 61 | 150 | H | New Mexico St. | 84 55 | | |
| | | | | | | | | 93 | H | SMU | 64 49 | 164 | H | Tulsa | 64 67 | | |
| | | | | | | | | 100 | A | Texas Tech | 58 69 | 174 | A | Fresno St. | 80 54 | | |
| | | | | | | | | | | | | 174 | H | Fresno St. | 66 57 | | |
| | | | | | | | | | | | | 198 | A | San Jose St. | 82 72 | | |
| | | | | | | | | | | | | 200 | A | Utah St. | 68 58 | | |
| | | | | | | | | | | | | 200 | H | Utah St. | 78 67 | | |
| | | | | | | | | | | | | 268 | H | San Diego St. | 85 42 | | |
| | | | | | | | | | | | | 287 | A | Nevada | 69 63 | | |
| | | | | | | | | | | | | 287 | H | Nevada | 59 50 | | |
| | | | | | | | | | | | | 299 | H | UTEP | 79 66 | | |
| | | | | | | | | | | | | 320 | H | Air Force | 81 64 | | |
| | | | | | | | | | | | | 341 | H | Fairleigh Dickinson | 83 56 | | |
| LAST 12 Division I GAMES: | | | | | | | | | | | | | | | | | |
| | | | | 105 | H | Wyoming | 58 60 | 91 | H | UNLV | 52 61 | | | | | | |
| | | | | 49 | A | Colorado St. | 55 58 | 287 | H | Nevada | 59 50 | | | | | | |
| | | | | 174 | H | Fresno St. | 66 57 | 200 | A | Utah St. | 68 58 | | | | | | |
| | | | | 69 | A | Boise St. | 62 64 | 105 | A | Wyoming | 52 68 | | | | | | |
| | | | | 320 | H | Air Force | 81 64 | 69 | H | Boise St. | 75 68 | | | | | | |
| | | | | 198 | A | San Jose St. | 82 72 | 49 | H | Colorado St. | 63 78 | | | | | | |

| | | | |
|------------------|---------------|----|----|
| Non-Div I Games: | Northern N.M. | 87 | 47 |
|------------------|---------------|----|----|

New Mexico

■ Loss, ■ Non-Conf, S Site, H Home A Away N Neutral

| | | | | | | | | | | |
|-------------------|----------|-----------|----------------|------------|-------------|---------------|------|------|-------|-----------|
| Average RPI Win: | 270 | WON-LOST | WINNING | LAST 10 | STRENGTH OF | OPP. STRENGTH | TEAM | ADJ. | CONF. | ADJ CONF. |
| Average RPI Loss: | 136 | RECORD | PCT. RANK | GAMES | SCHEDULE | OF SCHEDULE | RPI | RPI | RPI | RPI |
| DIV. I ONLY | 19- 6 | 36 | 10- 0 | 331 | 259 | 150 | 150 | 29 | 29 | |
| DIV. I NON-CONF. | 6- 6 | 165 | 0- 0 | 286 | 149 | 212 | 212 | 29 | 29 | |
| TOTALS | RPI 1-25 | RPI 26-50 | W-L RECORDS | RPI 51-100 | RPI 101-150 | RPI 150+ | | | | |
| 19- 6 | 0- 0 | 0- 1 | OVERALL | 0- 1 | 1- 2 | 18- 2 | | | | |
| 10- 1 | 0- 0 | 0- 0 | HOME | 0- 0 | 1- 1 | 9- 0 | | | | |
| 8- 2 | 0- 0 | 0- 0 | AWAY | 0- 0 | 0- 1 | 8- 1 | | | | |
| 1- 3 | 0- 0 | 0- 1 | NEUTRAL | 0- 1 | 0- 0 | 1- 1 | | | | |
| 6- 6 | 0- 0 | 0- 1 | NON-CONFERENCE | 0- 1 | 1- 2 | 5- 2 | | | | |
| 3- 1 | 0- 0 | 0- 0 | HOME | 0- 0 | 1- 1 | 2- 0 | | | | |
| 2- 2 | 0- 0 | 0- 0 | AWAY | 0- 0 | 0- 1 | 2- 1 | | | | |
| 1- 3 | 0- 0 | 0- 1 | NEUTRAL | 0- 1 | 0- 0 | 1- 1 | | | | |
| 13- 0 | 0- 0 | 0- 0 | CONFERENCE | 0- 0 | 0- 0 | 13- 0 | | | | |
| 7- 0 | 0- 0 | 0- 0 | HOME | 0- 0 | 0- 0 | 7- 0 | | | | |
| 6- 0 | 0- 0 | 0- 0 | AWAY | 0- 0 | 0- 0 | 6- 0 | | | | |
| 0- 0 | 0- 0 | 0- 0 | NEUTRAL | 0- 0 | 0- 0 | 0- 0 | | | | |

| RPI S | Opponent | Score | RPI S | Opponent | Score | RPI S | Opponent | Score | RPI S | Opponent | Score | Team's RPI: 150 |
|---------------------------|-----------------|-------|-------|-----------------|-------|-------|-----------------|--------|-------|-----------------|--------|-----------------|
| 43 N | Quinnipiac | 46 49 | 91 N | UNLV | 47 52 | 125 H | Arizona | 63 74 | 142 A | New Mexico | 55 84 | |
| | | | | | | 142 H | New Mexico | 77 70 | 159 N | Santa Clara | 46 60 | |
| | | | | | | 198 H | San Jose St. | 66 55 | 216 A | Seattle U | 64 61 | |
| | | | | | | 216 H | Seattle U | 73 69 | 221 H | UTRGV | 87 67 | |
| | | | | | | 226 A | Grand Canyon | 81 65 | 226 H | Grand Canyon | 67 60 | |
| | | | | | | 258 A | Hawaii | 53 56 | 265 A | CSU Bakersfield | 64 55 | |
| | | | | | | 265 H | CSU Bakersfield | 69 55 | 283 N | Sacramento St. | 99 73 | |
| | | | | | | 299 A | UTEP | 67 59 | 303 H | Pepperdine | 75 66 | |
| | | | | | | 308 A | Northern Ariz. | 79 68 | 315 A | UMKC | 60 43 | |
| | | | | | | 315 H | UMKC | 78 72 | 329 A | Utah Valley | 66 53 | |
| | | | | | | 329 H | Utah Valley | 63 46 | 340 A | Chicago St. | 65 54 | |
| | | | | | | 340 H | Chicago St. | 100 63 | | | | |
| LAST 12 Division I GAMES: | | | | | | | | | | | | |
| 216 A | Seattle U | 64 61 | 329 H | Utah Valley | 63 46 | 216 H | Seattle U | 73 69 | 315 A | UMKC | 60 43 | |
| 329 A | Utah Valley | 66 53 | 265 A | CSU Bakersfield | 64 55 | 226 A | Grand Canyon | 81 65 | 340 H | Chicago St. | 100 63 | |
| 221 H | UTRGV | 87 67 | 226 H | Grand Canyon | 67 60 | | | | | | | |
| 265 H | CSU Bakersfield | 69 55 | | | | | | | | | | |
| 340 A | Chicago St. | 65 54 | | | | | | | | | | |

Non-Div I Games: N.M. Highlands 94 37 Western N.M. 85 28

New Mexico St.

Loss, Non-Conf, S Site, H Home A Away N Neutral

| | | | | | | | | | | |
|-------------------|----------|-----------|----------------|------------|-------------|---------------|------|------|-------|-----------|
| Average RPI Win: | 296 | WON-LOST | WINNING | LAST 10 | STRENGTH OF | OPP. STRENGTH | TEAM | ADJ. | CONF. | ADJ CONF. |
| Average RPI Loss: | 144 | RECORD | PCT. RANK | GAMES | SCHEDULE | OF SCHEDULE | RPI | RPI | RPI | RPI |
| DIV. I ONLY | 10- 13 | 214 | 4- 6 | 189 | 306 | 214 | 214 | 27 | 27 | |
| DIV. I NON-CONF. | 2- 5 | 259 | 0- 0 | 63 | 158 | 178 | 178 | 27 | 27 | |
| TOTALS | RPI 1-25 | RPI 26-50 | W-L RECORDS | RPI 51-100 | RPI 101-150 | RPI 150+ | | | | |
| 10- 13 | 0- 1 | 0- 0 | OVERALL | 0- 3 | 0- 6 | 10- 3 | | | | |
| 6- 4 | 0- 0 | 0- 0 | HOME | 0- 1 | 0- 2 | 6- 1 | | | | |
| 4- 9 | 0- 1 | 0- 0 | AWAY | 0- 2 | 0- 4 | 4- 2 | | | | |
| 0- 0 | 0- 0 | 0- 0 | NEUTRAL | 0- 0 | 0- 0 | 0- 0 | | | | |
| 2- 5 | 0- 1 | 0- 0 | NON-CONFERENCE | 0- 1 | 0- 2 | 2- 1 | | | | |
| 1- 1 | 0- 0 | 0- 0 | HOME | 0- 0 | 0- 0 | 1- 1 | | | | |
| 1- 4 | 0- 1 | 0- 0 | AWAY | 0- 1 | 0- 2 | 1- 0 | | | | |
| 0- 0 | 0- 0 | 0- 0 | NEUTRAL | 0- 0 | 0- 0 | 0- 0 | | | | |
| 8- 8 | 0- 0 | 0- 0 | CONFERENCE | 0- 2 | 0- 4 | 8- 2 | | | | |
| 5- 3 | 0- 0 | 0- 0 | HOME | 0- 1 | 0- 2 | 5- 0 | | | | |
| 3- 5 | 0- 0 | 0- 0 | AWAY | 0- 1 | 0- 2 | 3- 2 | | | | |
| 0- 0 | 0- 0 | 0- 0 | NEUTRAL | 0- 0 | 0- 0 | 0- 0 | | | | |

| RPI 1-25 | | | | RPI 26-50 | | | | RPI 51-100 | | | | RPI 101+ Team's RPI: 214 | | | |
|---------------------------|---|------------------|-------|-----------|---|------------------|-------|------------|---|----------|--------|--------------------------|---|--------------------|-------|
| RPI | S | Opponent | Score | RPI | S | Opponent | Score | RPI | S | Opponent | Score | RPI | S | Opponent | Score |
| 13 | A | Texas | 48 80 | | | | | 54 | A | Iowa St. | 63 100 | 101 | A | Abilene Christian | 55 68 |
| | | | | | | | | 97 | A | SFA | 61 88 | 107 | H | Central Ark. | 51 55 |
| | | | | | | | | 97 | H | SFA | 67 71 | 124 | A | Southern Miss. | 53 78 |
| | | | | | | | | | | | | 130 | A | Alabama | 57 78 |
| | | | | | | | | | | | | 135 | A | Lamar University | 42 73 |
| | | | | | | | | | | | | 135 | H | Lamar University | 55 66 |
| | | | | | | | | | | | | 203 | H | Texas Southern | 63 57 |
| | | | | | | | | | | | | 242 | H | South Ala. | 62 65 |
| | | | | | | | | | | | | 250 | A | Jacksonville St. | 81 79 |
| | | | | | | | | | | | | 288 | H | A&M-Corpus Christi | 75 54 |
| | | | | | | | | | | | | 289 | A | McNeese | 71 59 |
| | | | | | | | | | | | | 289 | H | McNeese | 92 85 |
| | | | | | | | | | | | | 306 | H | Nicholls St. | 81 77 |
| | | | | | | | | | | | | 307 | A | Northwestern St. | 93 95 |
| | | | | | | | | | | | | 327 | A | Southeastern La. | 70 85 |
| | | | | | | | | | | | | 331 | A | Incarinate Word | 71 67 |
| | | | | | | | | | | | | 331 | H | Incarinate Word | 84 58 |
| | | | | | | | | | | | | 336 | A | Houston Baptist | 73 63 |
| | | | | | | | | | | | | 338 | H | Sam Houston St. | 78 49 |
| LAST 12 Division I GAMES: | | | | | | | | | | | | | | | |
| 307 | A | Northwestern St. | 93 95 | 135 | H | Lamar University | 55 66 | | | | | | | | |
| 97 | H | SFA | 67 71 | 97 | A | SFA | 61 88 | | | | | | | | |
| 289 | H | McNeese | 92 85 | 289 | A | McNeese | 71 59 | | | | | | | | |
| 327 | A | Southeastern La. | 70 85 | 107 | H | Central Ark. | 51 55 | | | | | | | | |
| 331 | H | Incarinate Word | 84 58 | 336 | A | Houston Baptist | 73 63 | | | | | | | | |
| 306 | H | Nicholls St. | 81 77 | 338 | H | Sam Houston St. | 78 49 | | | | | | | | |

Non-Div I Games: Blue Mountain 75 37 Crowley's Ridge 123 33 Trinity Baptist 100 35

New Orleans

Loss, Non-Conf, S Site, H Home A Away N Neutral

Niagara

Through Games Of Feb. 25, 2017

| | | | | | | | | | |
|------------------------------|----------|-----------|----------------|-------------|---------------|----------|------|-------|-----------|
| Average RPI Win: 237 | WON-LOST | WINNING | LAST 10 | STRENGTH OF | OPP. STRENGTH | TEAM | ADJ. | CONF. | ADJ CONF. |
| Average RPI Loss: 138 | RECORD | PCT. RANK | GAMES | SCHEDULE | OF SCHEDULE | RPI | RPI | RPI | RPI |
| DIV. I ONLY | 8- 20 | 281 | 3- 7 | 113 | 192 | 240 | 240 | 18 | 18 |
| DIV. I NON-CONF. | 3- 6 | 230 | 0- 0 | 11 | 117 | 98 | 98 | 17 | 17 |
| TOTALS | RPI 1-25 | RPI 26-50 | W-L RECORDS | RPI 51-100 | RPI 101-150 | RPI 150+ | | | |
| 8- 20 | 0- 1 | 0- 4 | OVERALL | 0- 2 | 0- 3 | 8- 10 | | | |
| 5- 8 | 0- 1 | 0- 1 | HOME | 0- 0 | 0- 1 | 5- 5 | | | |
| 3- 12 | 0- 0 | 0- 3 | AWAY | 0- 2 | 0- 2 | 3- 5 | | | |
| 0- 0 | 0- 0 | 0- 0 | NEUTRAL | 0- 0 | 0- 0 | 0- 0 | | | |
| 3- 6 | 0- 1 | 0- 2 | NON-CONFERENCE | 0- 2 | 0- 1 | 3- 0 | | | |
| 2- 1 | 0- 1 | 0- 0 | HOME | 0- 0 | 0- 0 | 2- 0 | | | |
| 1- 5 | 0- 0 | 0- 2 | AWAY | 0- 2 | 0- 1 | 1- 0 | | | |
| 0- 0 | 0- 0 | 0- 0 | NEUTRAL | 0- 0 | 0- 0 | 0- 0 | | | |
| 5- 14 | 0- 0 | 0- 2 | CONFERENCE | 0- 0 | 0- 2 | 5- 10 | | | |
| 3- 7 | 0- 0 | 0- 1 | HOME | 0- 0 | 0- 1 | 3- 5 | | | |
| 2- 7 | 0- 0 | 0- 1 | AWAY | 0- 0 | 0- 1 | 2- 5 | | | |
| 0- 0 | 0- 0 | 0- 0 | NEUTRAL | 0- 0 | 0- 0 | 0- 0 | | | |

| RPI 1-25 | | | | RPI 26-50 | | | | RPI 51-100 | | | | RPI 101+ Team's RPI: 240 | | | |
|---------------------------|---|----------|-------|-----------|---|---------------|--------|------------|---|----------|-------|--------------------------|---|-----------------|-------|
| RPI | S | Opponent | Score | RPI | S | Opponent | Score | RPI | S | Opponent | Score | RPI | S | Opponent | Score |
| 21 | H | Maryland | 64 96 | 31 | A | Syracuse | 60 109 | 64 | A | Drexel | 57 69 | 113 | A | Fordham | 69 92 |
| | | | | 40 | A | Michigan | 35 107 | 94 | A | Buffalo | 63 73 | 114 | A | Rider | 41 62 |
| | | | | 43 | A | Quinnipiac | 45 61 | | | | | 114 | H | Rider | 58 78 |
| | | | | 43 | H | Quinnipiac | 64 71 | | | | | 151 | A | Iona | 61 68 |
| | | | | | | | | | | | | 151 | H | Iona | 55 65 |
| | | | | | | | | | | | | 176 | A | Siena | 53 71 |
| | | | | | | | | | | | | 176 | H | Siena | 68 70 |
| | | | | | | | | | | | | 177 | H | Hartford | 75 62 |
| | | | | | | | | | | | | 180 | A | Cleveland St. | 67 49 |
| | | | | | | | | | | | | 181 | A | Fairfield | 63 66 |
| | | | | | | | | | | | | 181 | H | Fairfield | 55 65 |
| | | | | | | | | | | | | 217 | H | Monmouth | 66 45 |
| | | | | | | | | | | | | 218 | A | Marist | 68 53 |
| | | | | | | | | | | | | 218 | H | Marist | 58 60 |
| | | | | | | | | | | | | 239 | H | St. Bonaventure | 65 43 |
| | | | | | | | | | | | | 258 | A | Canisius | 41 52 |
| | | | | | | | | | | | | 258 | H | Canisius | 57 65 |
| | | | | | | | | | | | | 269 | A | Manhattan | 62 59 |
| | | | | | | | | | | | | 269 | H | Manhattan | 65 42 |
| | | | | | | | | | | | | 325 | A | Saint Peter's | 66 78 |
| | | | | | | | | | | | | 325 | H | Saint Peter's | 71 63 |
| LAST 12 Division I GAMES: | | | | | | | | | | | | | | | |
| | | | | 114 | A | Rider | 41 62 | | | | | 151 | H | Iona | 55 65 |
| | | | | 325 | H | Saint Peter's | 71 63 | | | | | 181 | A | Fairfield | 63 66 |
| | | | | 176 | H | Siena | 68 70 | | | | | 43 | A | Quinnipiac | 45 61 |
| | | | | 218 | A | Marist | 68 53 | | | | | 181 | H | Fairfield | 55 65 |
| | | | | 258 | A | Canisius | 41 52 | | | | | 258 | H | Canisius | 57 65 |
| | | | | 269 | H | Manhattan | 65 42 | | | | | 269 | A | Manhattan | 62 59 |

Non-Div I Games:

Niagara

■ Loss,
 ■ Non-Conf,
 ■ S Site,
 ■ H Home
 ■ A Away
 N Neutral

| | | | | | | | | | | |
|-------------------|--------------|------------|----------------|------------|-------------|---------------|------------|-----------|-----------|-----------|
| Average RPI Win: | 292 | WON-LOST | WINNING | LAST 10 | STRENGTH OF | OPP. STRENGTH | TEAM | ADJ. | CONF. | ADJ CONF. |
| Average RPI Loss: | 198 | RECORD | PCT. RANK | GAMES | SCHEDULE | OF SCHEDULE | RPI | RPI | RPI | RPI |
| DIV. I ONLY | 9- 18 | 260 | 4- 6 | 304 | 318 | 306 | 306 | 27 | 27 | |
| DIV. I NON-CONF. | 3- 8 | 262 | 0- 0 | 233 | 340 | 289 | 289 | 27 | 27 | |
| TOTALS | RPI 1-25 | RPI 26-50 | W-L RECORDS | RPI 51-100 | RPI 101-150 | RPI 150+ | | | | |
| 9- 18 | 0- 0 | 0- 0 | OVERALL | 0- 4 | 1- 4 | 8- 10 | | | | |
| 6- 5 | 0- 0 | 0- 0 | HOME | 0- 1 | 1- 3 | 5- 1 | | | | |
| 3- 12 | 0- 0 | 0- 0 | AWAY | 0- 0 | 0- 0 | 3- 1 | | | | |
| 0- 1 | 0- 0 | 0- 0 | NEUTRAL | 0- 0 | 0- 0 | 0- 1 | | | | |
| 3- 8 | 0- 0 | 0- 0 | NON-CONFERENCE | 0- 2 | 0- 2 | 3- 4 | | | | |
| 2- 1 | 0- 0 | 0- 0 | HOME | 0- 0 | 0- 1 | 2- 0 | | | | |
| 1- 6 | 0- 0 | 0- 0 | AWAY | 0- 2 | 0- 1 | 1- 3 | | | | |
| 0- 1 | 0- 0 | 0- 0 | NEUTRAL | 0- 0 | 0- 0 | 0- 1 | | | | |
| 6- 10 | 0- 0 | 0- 0 | CONFERENCE | 0- 2 | 1- 2 | 5- 6 | | | | |
| 4- 4 | 0- 0 | 0- 0 | HOME | 0- 1 | 1- 2 | 3- 1 | | | | |
| 2- 6 | 0- 0 | 0- 0 | AWAY | 0- 1 | 0- 0 | 2- 5 | | | | |
| 0- 0 | 0- 0 | 0- 0 | NEUTRAL | 0- 0 | 0- 0 | 0- 0 | | | | |

| RPI 1-25 | | | RPI 26-50 | | | RPI 51-100 | | | RPI 101+ Team's RPI: 306 | | |
|---------------------------|---|------------------|--------------|-----|---|--------------------|--------------|-----|--------------------------|--------------------|---------------|
| RPI | S | Opponent | Score | RPI | S | Opponent | Score | RPI | S | Opponent | Score |
| | | | | | | | | 77 | A | Gonzaga | 46 78 |
| | | | | | | | | 95 | A | Jacksonville | 71 76 |
| | | | | | | | | 97 | A | SFA | 55 80 |
| | | | | | | | | 97 | H | SFA | 77 82 |
| | | | | | | | | 101 | H | Abilene Christian | 73 89 |
| | | | | | | | | 107 | H | Central Ark. | 52 61 |
| | | | | | | | | 115 | H | Troy | 75 100 |
| | | | | | | | | 135 | H | Lamar University | 78 67 |
| | | | | | | | | 148 | A | Louisiana Tech | 52 68 |
| | | | | | | | | 155 | A | Memphis | 62 73 |
| | | | | | | | | 201 | A | Grambling | 71 60 |
| | | | | | | | | 214 | A | New Orleans | 77 81 |
| | | | | | | | | 250 | A | Jacksonville St. | 52 75 |
| | | | | | | | | 278 | A | Prairie View | 67 69 |
| | | | | | | | | 288 | A | A&M-Corpus Christi | 60 65 |
| | | | | | | | | 288 | H | A&M-Corpus Christi | 74 54 |
| | | | | | | | | 289 | A | McNeese | 52 59 |
| | | | | | | | | 291 | N | North Florida | 74 77 |
| | | | | | | | | 307 | A | Northwestern St. | 58 75 |
| | | | | | | | | 327 | A | Southeastern La. | 76 60 |
| | | | | | | | | 327 | H | Southeastern La. | 92 57 |
| | | | | | | | | 331 | A | Incarnate Word | 63 69 |
| | | | | | | | | 331 | H | Incarnate Word | 52 78 |
| | | | | | | | | 334 | H | La.-Monroe | 73 54 |
| | | | | | | | | 336 | H | Houston Baptist | 76 57 |
| | | | | | | | | 338 | A | Sam Houston St. | 66 59 |
| | | | | | | | | 345 | H | Jackson St. | 83 76 |
| LAST 12 Division I GAMES: | | | | | | | | | | | |
| 327 | H | Southeastern La. | 92 57 | 327 | A | Southeastern La. | 76 60 | | | | |
| 331 | A | Incarnate Word | 63 69 | 288 | A | A&M-Corpus Christi | 60 65 | | | | |
| 289 | A | McNeese | 52 59 | 336 | H | Houston Baptist | 76 57 | | | | |
| 107 | H | Central Ark. | 52 61 | 135 | H | Lamar University | 78 67 | | | | |
| 97 | H | SFA | 77 82 | 101 | H | Abilene Christian | 73 89 | | | | |
| 214 | A | New Orleans | 77 81 | 97 | A | SFA | 55 80 | | | | |

Non-Div I Games:

Nicholls St.

■ Loss,
 ■ Non-Conf,
 ■ S Site,
 ■ Home
 ■ Away
 N Neutral

| Average RPI Win: 307 | | WON-LOST | WINNING | LAST 10 | STRENGTH OF | OPP. STRENGTH | TEAM | ADJ. | CONF. | ADJ CONF. |
|-----------------------|------|----------|-----------|----------------|-------------|---------------|----------|------|-------|-----------|
| Average RPI Loss: 206 | | RECORD | PCT. RANK | GAMES | SCHEDULE | OF SCHEDULE | RPI | RPI | RPI | RPI |
| DIV. I ONLY | | 12- 13 | 186 | 5- 5 | 342 | 337 | 277 | 277 | 32 | 32 |
| DIV. I NON-CONF. | | 3- 7 | 250 | 0- 0 | 306 | 282 | 264 | 264 | 31 | 31 |
| TOTALS | | RPI 1-25 | RPI 26-50 | W-L RECORDS | RPI 51-100 | RPI 101-150 | RPI 150+ | | | |
| 12- 13 | 0- 0 | | 0- 0 | OVERALL | 0- 0 | 0- 2 | 12- 11 | | | |
| 5- 4 | 0- 0 | | 0- 0 | HOME | 0- 0 | 0- 1 | 5- 3 | | | |
| 7- 8 | 0- 0 | | 0- 0 | AWAY | 0- 0 | 0- 1 | 7- 7 | | | |
| 0- 1 | 0- 0 | | 0- 0 | NEUTRAL | 0- 0 | 0- 0 | 0- 1 | | | |
| 3- 7 | 0- 0 | | 0- 0 | NON-CONFERENCE | 0- 0 | 0- 2 | 3- 5 | | | |
| 0- 1 | 0- 0 | | 0- 0 | HOME | 0- 0 | 0- 1 | 0- 0 | | | |
| 3- 5 | 0- 0 | | 0- 0 | AWAY | 0- 0 | 0- 1 | 3- 4 | | | |
| 0- 1 | 0- 0 | | 0- 0 | NEUTRAL | 0- 0 | 0- 0 | 0- 1 | | | |
| 9- 6 | 0- 0 | | 0- 0 | CONFERENCE | 0- 0 | 0- 0 | 9- 6 | | | |
| 5- 3 | 0- 0 | | 0- 0 | HOME | 0- 0 | 0- 0 | 5- 3 | | | |
| 4- 3 | 0- 0 | | 0- 0 | AWAY | 0- 0 | 0- 0 | 4- 3 | | | |
| 0- 0 | 0- 0 | | 0- 0 | NEUTRAL | 0- 0 | 0- 0 | 0- 0 | | | |

| RPI 1-25 | | | | RPI 26-50 | | | | RPI 51-100 | | | | RPI 101+ | | | |
|---------------------------|---|----------|-------|-----------|---|--------------------|-------|------------|---|----------|-------|----------|---|--------------------|-------|
| RPI | S | Opponent | Score | RPI | S | Opponent | Score | RPI | S | Opponent | Score | RPI | S | Opponent | Score |
| | | | | | | | | | | | | 119 | A | Old Dominion | 54 65 |
| | | | | | | | | | | | | 149 | H | William & Mary | 52 65 |
| | | | | | | | | | | | | 177 | N | Hartford | 51 61 |
| | | | | | | | | | | | | 185 | A | Bethune-Cookman | 44 53 |
| | | | | | | | | | | | | 185 | H | Bethune-Cookman | 58 68 |
| | | | | | | | | | | | | 186 | H | Hampton | 57 58 |
| | | | | | | | | | | | | 190 | A | George Mason | 33 60 |
| | | | | | | | | | | | | 197 | A | Towson | 58 61 |
| | | | | | | | | | | | | 215 | A | UNCG | 52 59 |
| | | | | | | | | | | | | 227 | A | UNCW | 56 64 |
| | | | | | | | | | | | | 231 | H | Howard | 60 68 |
| | | | | | | | | | | | | 236 | A | High Point | 63 60 |
| | | | | | | | | | | | | 249 | H | UMES | 74 43 |
| | | | | | | | | | | | | 272 | A | Coppin St. | 49 45 |
| | | | | | | | | | | | | 281 | H | N.C. A&T | 69 53 |
| | | | | | | | | | | | | 290 | A | Savannah St. | 53 59 |
| | | | | | | | | | | | | 290 | H | Savannah St. | 61 55 |
| | | | | | | | | | | | | 295 | A | Lehigh | 81 57 |
| | | | | | | | | | | | | 330 | A | Florida A&M | 51 59 |
| | | | | | | | | | | | | 333 | A | Morgan St. | 56 47 |
| | | | | | | | | | | | | 342 | H | N.C. Central | 71 40 |
| | | | | | | | | | | | | 344 | A | Longwood | 85 56 |
| | | | | | | | | | | | | 347 | A | South Carolina St. | 68 53 |
| | | | | | | | | | | | | 347 | H | South Carolina St. | 83 68 |
| | | | | | | | | | | | | 348 | A | Delaware St. | 82 74 |
| LAST 12 Division I GAMES: | | | | | | | | | | | | | | | |
| | | | | 231 | H | Howard | 60 68 | | | | | 347 | A | South Carolina St. | 68 53 |
| | | | | 185 | A | Bethune-Cookman | 44 53 | | | | | 281 | H | N.C. A&T | 69 53 |
| | | | | 330 | A | Florida A&M | 51 59 | | | | | 185 | H | Bethune-Cookman | 58 68 |
| | | | | 347 | H | South Carolina St. | 83 68 | | | | | 272 | A | Coppin St. | 49 45 |
| | | | | 249 | H | UMES | 74 43 | | | | | 186 | H | Hampton | 57 58 |
| | | | | 290 | A | Savannah St. | 53 59 | | | | | 348 | A | Delaware St. | 82 74 |

| | | | | | | |
|------------------|--------------|----|----|-------------------|----|----|
| Non-Div I Games: | Lincoln (PA) | 62 | 28 | Saint Augustine's | 99 | 59 |
|------------------|--------------|----|----|-------------------|----|----|

Norfolk St.

■ Loss, ■ Non-Conf, S Site, H Home A Away N Neutral

North Carolina

Through Games Of Feb. 25, 2017

| Average RPI Win: | 166 | WON-LOST | WINNING | LAST 10 | STRENGTH OF | OPP. STRENGTH | TEAM | ADJ. | CONF. | ADJ CONF. |
|-------------------|----------|-----------|----------------|------------|-------------|---------------|------|------|-------|-----------|
| Average RPI Loss: | 55 | RECORD | PCT. RANK | GAMES | SCHEDULE | OF SCHEDULE | RPI | RPI | RPI | RPI |
| DIV. I ONLY | 14- 14 | 172 | 3- 6 | 50 | 65 | 111 | 111 | 3 | 3 | |
| DIV. I NON-CONF. | 11- 2 | 23 | 1- 0 | 180 | 244 | 72 | 72 | 4 | 4 | |
| TOTALS | RPI 1-25 | RPI 26-50 | W-L RECORDS | RPI 51-100 | RPI 101-150 | RPI 150+ | | | | |
| 14- 14 | 0- 5 | 3- 4 | OVERALL | 4- 2 | 0- 2 | 7- 1 | | | | |
| 11- 4 | 0- 2 | 3- 0 | HOME | 2- 1 | 0- 0 | 6- 1 | | | | |
| 1- 8 | 0- 3 | 0- 2 | AWAY | 0- 1 | 0- 2 | 1- 0 | | | | |
| 2- 2 | 0- 0 | 0- 2 | NEUTRAL | 2- 0 | 0- 0 | 0- 0 | | | | |
| 11- 2 | 0- 0 | 1- 2 | NON-CONFERENCE | 3- 0 | 0- 0 | 7- 0 | | | | |
| 8- 0 | 0- 0 | 1- 0 | HOME | 1- 0 | 0- 0 | 6- 0 | | | | |
| 1- 0 | 0- 0 | 0- 0 | AWAY | 0- 0 | 0- 0 | 1- 0 | | | | |
| 2- 2 | 0- 0 | 0- 2 | NEUTRAL | 2- 0 | 0- 0 | 0- 0 | | | | |
| 3- 12 | 0- 5 | 2- 2 | CONFERENCE | 1- 2 | 0- 2 | 0- 1 | | | | |
| 3- 4 | 0- 2 | 2- 0 | HOME | 1- 1 | 0- 0 | 0- 1 | | | | |
| 0- 8 | 0- 3 | 0- 2 | AWAY | 0- 1 | 0- 2 | 0- 0 | | | | |
| 0- 0 | 0- 0 | 0- 0 | NEUTRAL | 0- 0 | 0- 0 | 0- 0 | | | | |

| RPI S Opponent | Score | RPI S Opponent | Score | RPI S Opponent | Score | RPI S Opponent | Score | Team's RPI: 111 |
|---------------------------|--------|-------------------------|--------|--------------------|-------|--------------------------|-------|-----------------|
| 2 H Notre Dame | 55 77 | 26 H Elon | 78 73 | 53 H Georgia Tech | 89 88 | 118 A Clemson | 67 78 | |
| 8 A Duke | 58 70 | 31 A Syracuse | 64 95 | 61 H Bucknell | 65 50 | 141 A Pittsburgh | 48 68 | |
| 10 H Florida St. | 77 90 | 33 N LSU | 43 70 | 72 H Wake Forest | 77 80 | 163 H Boston College | 77 88 | |
| 12 A Louisville | 57 87 | 35 N South Fla. | 55 83 | 78 N Minnesota | 91 77 | 211 A Wisconsin | 72 59 | |
| 16 A Miami (FL) | 88 100 | 38 A North Carolina St. | 60 80 | 92 A Virginia Tech | 68 76 | 222 H Alabama St. | 84 54 | |
| | | 38 H North Carolina St. | 83 70 | 95 N Jacksonville | 87 57 | 261 H Marshall | 75 53 | |
| | | 47 H Virginia | 67 58 | | | 266 H Charleston So. | 93 77 | |
| | | | | | | 272 H Coppin St. | 90 55 | |
| | | | | | | 347 H South Carolina St. | 82 49 | |
| | | | | | | 349 H Alabama A&M | 80 35 | |
| LAST 12 Division I GAMES: | | | | | | | | |
| 78 N Minnesota | 91 77 | 118 A Clemson | 67 78 | | | | | |
| 38 A North Carolina St. | 60 80 | 38 H North Carolina St. | 83 70 | | | | | |
| 12 A Louisville | 57 87 | 16 A Miami (FL) | 88 100 | | | | | |
| 53 H Georgia Tech | 89 88 | 2 H Notre Dame | 55 77 | | | | | |
| 31 A Syracuse | 64 95 | 72 H Wake Forest | 77 80 | | | | | |
| 163 H Boston College | 77 88 | 141 A Pittsburgh | 48 68 | | | | | |

Non-Div I Games:

North Carolina

Loss, Non-Conf, S Site, H Home A Away N Neutral

| | | | | | | | | | | |
|-------------------|----------|-----------|----------------|------------|-------------|---------------|------|------|-------|-----------|
| Average RPI Win: | 148 | WON-LOST | WINNING | LAST 10 | STRENGTH OF | OPP. STRENGTH | TEAM | ADJ. | CONF. | ADJ CONF. |
| Average RPI Loss: | 48 | RECORD | PCT. RANK | GAMES | SCHEDULE | OF SCHEDULE | RPI | RPI | RPI | RPI |
| DIV. I ONLY | 21- 7 | 41 | 8- 2 | 73 | 43 | 38 | 38 | 3 | 3 | |
| DIV. I NON-CONF. | 10- 3 | 54 | 0- 0 | 261 | 156 | 116 | 116 | 4 | 4 | |
| TOTALS | RPI 1-25 | RPI 26-50 | W-L RECORDS | RPI 51-100 | RPI 101-150 | RPI 150+ | | | | |
| 21- 7 | 4- 2 | 1- 2 | OVERALL | 3- 2 | 3- 1 | 10- 0 | | | | |
| 14- 2 | 2- 1 | 1- 0 | HOME | 1- 1 | 3- 0 | 7- 0 | | | | |
| 6- 3 | 2- 0 | 0- 1 | AWAY | 2- 1 | 0- 1 | 2- 0 | | | | |
| 1- 2 | 0- 1 | 0- 1 | NEUTRAL | 0- 0 | 0- 0 | 1- 0 | | | | |
| 10- 3 | 0- 1 | 1- 1 | NON-CONFERENCE | 0- 1 | 0- 0 | 9- 0 | | | | |
| 8- 0 | 0- 0 | 1- 0 | HOME | 0- 0 | 0- 0 | 7- 0 | | | | |
| 1- 1 | 0- 0 | 0- 0 | AWAY | 0- 1 | 0- 0 | 1- 0 | | | | |
| 1- 2 | 0- 1 | 0- 1 | NEUTRAL | 0- 0 | 0- 0 | 1- 0 | | | | |
| 11- 4 | 4- 1 | 0- 1 | CONFERENCE | 3- 1 | 3- 1 | 1- 0 | | | | |
| 6- 2 | 2- 1 | 0- 0 | HOME | 1- 1 | 3- 0 | 0- 0 | | | | |
| 5- 2 | 2- 0 | 0- 1 | AWAY | 2- 0 | 0- 1 | 1- 0 | | | | |
| 0- 0 | 0- 0 | 0- 0 | NEUTRAL | 0- 0 | 0- 0 | 0- 0 | | | | |

| RPI 1-25 | | | | RPI 26-50 | | | | Team's RPI: 38 | RPI 51-100 | | | | RPI 101+ | | | |
|---------------------------|---|----------------|-------|-----------|---|----------------|-------|----------------|------------|---|---------------|-------|----------|---|--------------------|-------|
| RPI | S | Opponent | Score | RPI | S | Opponent | Score | | RPI | S | Opponent | Score | RPI | S | Opponent | Score |
| 2 | H | Notre Dame | 70 62 | 31 | A | Syracuse | 75 85 | | 53 | A | Georgia Tech | 75 67 | 111 | A | North Carolina | 70 83 |
| 8 | H | Duke | 55 52 | 33 | N | LSU | 58 59 | | 55 | A | Tulane | 58 63 | 111 | H | North Carolina | 80 60 |
| 10 | A | Florida St. | 70 61 | 44 | H | Indiana | 84 70 | | 72 | A | Wake Forest | 65 50 | 118 | H | Clemson | 65 53 |
| 12 | A | Louisville | 72 70 | | | | | | 72 | H | Wake Forest | 77 89 | 141 | H | Pittsburgh | 55 42 |
| 16 | H | Miami (FL) | 64 67 | | | | | | 92 | H | Virginia Tech | 85 71 | 163 | A | Boston College | 70 58 |
| 19 | N | Kansas St. | 50 67 | | | | | | | | | | 186 | H | Hampton | 81 56 |
| | | | | | | | | | | | | | 204 | H | Col. of Charleston | 91 47 |
| | | | | | | | | | | | | | 227 | H | UNCW | 86 54 |
| | | | | | | | | | | | | | 242 | A | South Ala. | 74 31 |
| | | | | | | | | | | | | | 244 | H | Wofford | 80 40 |
| | | | | | | | | | | | | | 249 | H | UMES | 77 58 |
| | | | | | | | | | | | | | 291 | H | North Florida | 78 52 |
| | | | | | | | | | | | | | 299 | N | UTEP | 71 55 |
| | | | | | | | | | | | | | 342 | H | N.C. Central | 83 33 |
| LAST 12 Division I GAMES: | | | | | | | | | | | | | | | | |
| 111 | H | North Carolina | 80 60 | 111 | A | North Carolina | 70 83 | | | | | | | | | |
| 72 | H | Wake Forest | 77 89 | 141 | H | Pittsburgh | 55 42 | | | | | | | | | |
| 163 | A | Boston College | 70 58 | 118 | H | Clemson | 65 53 | | | | | | | | | |
| 92 | H | Virginia Tech | 85 71 | 8 | H | Duke | 55 52 | | | | | | | | | |
| 53 | A | Georgia Tech | 75 67 | 31 | A | Syracuse | 75 85 | | | | | | | | | |
| 12 | A | Louisville | 72 70 | 72 | A | Wake Forest | 65 50 | | | | | | | | | |

Non-Div I Games:

North Carolina St.

■ Loss,
 ■ Non-Conf, S Site,
 ■ Home
 ■ Away
 N Neutral

North Dakota

Through Games Of Feb. 25, 2017

| | | | | | | | | | |
|-----------------------------|----------|-----------|----------------|-------------|---------------|----------|------|-------|-----------|
| Average RPI Win: 228 | WON-LOST | WINNING | LAST 10 | STRENGTH OF | OPP. STRENGTH | TEAM | ADJ. | CONF. | ADJ CONF. |
| Average RPI Loss: 82 | RECORD | PCT. RANK | GAMES | SCHEDULE | OF SCHEDULE | RPI | RPI | RPI | RPI |
| DIV. I ONLY | 17- 8 | 78 | 9- 1 | 176 | 162 | 117 | 117 | 20 | 20 |
| DIV. I NON-CONF. | 3- 6 | 230 | 0- 0 | 122 | 21 | 185 | 185 | 18 | 18 |
| TOTALS | RPI 1-25 | RPI 26-50 | W-L RECORDS | RPI 51-100 | RPI 101-150 | RPI 150+ | | | |
| 17- 8 | 0- 0 | 0- 3 | OVERALL | 0- 3 | 4- 1 | 13- 1 | | | |
| 9- 4 | 0- 0 | 0- 3 | HOME | 0- 1 | 2- 0 | 7- 0 | | | |
| 8- 4 | 0- 0 | 0- 0 | AWAY | 0- 2 | 2- 1 | 6- 1 | | | |
| 0- 0 | 0- 0 | 0- 0 | NEUTRAL | 0- 0 | 0- 0 | 0- 0 | | | |
| 3- 6 | 0- 0 | 0- 3 | NON-CONFERENCE | 0- 2 | 1- 0 | 2- 1 | | | |
| 1- 3 | 0- 0 | 0- 3 | HOME | 0- 0 | 1- 0 | 0- 0 | | | |
| 2- 3 | 0- 0 | 0- 0 | AWAY | 0- 2 | 0- 0 | 2- 1 | | | |
| 0- 0 | 0- 0 | 0- 0 | NEUTRAL | 0- 0 | 0- 0 | 0- 0 | | | |
| 14- 2 | 0- 0 | 0- 0 | CONFERENCE | 0- 1 | 3- 1 | 11- 0 | | | |
| 8- 1 | 0- 0 | 0- 0 | HOME | 0- 1 | 1- 0 | 7- 0 | | | |
| 6- 1 | 0- 0 | 0- 0 | AWAY | 0- 0 | 2- 1 | 4- 0 | | | |
| 0- 0 | 0- 0 | 0- 0 | NEUTRAL | 0- 0 | 0- 0 | 0- 0 | | | |

| RPI S | Opponent | Score | RPI S | Opponent | Score | RPI S | Opponent | Score | RPI S | Opponent | Score | Team's RPI: 117 |
|---------------------------|--------------------|-------|-------|------------------|-------|-------|--------------------|-------|-------|----------|-------|-----------------|
| 29 | H Drake | 91 99 | 57 | A UNI | 53 74 | 120 | A Eastern Wash. | 75 71 | | | | |
| 34 | H South Dakota St. | 72 83 | 88 | H Montana St. | 71 74 | 127 | A Idaho | 61 74 | | | | |
| 50 | H Iowa | 60 75 | 100 | A Texas Tech | 80 90 | 128 | A Northern Colo. | 57 51 | | | | |
| | | | | | | 128 | H Northern Colo. | 75 68 | | | | |
| | | | | | | 140 | H San Francisco | 71 63 | | | | |
| | | | | | | 161 | A Idaho St. | 65 62 | | | | |
| | | | | | | 161 | H Idaho St. | 63 56 | | | | |
| | | | | | | 170 | A Kansas | 71 76 | | | | |
| | | | | | | 220 | A San Diego | 65 61 | | | | |
| | | | | | | 230 | A Weber St. | 70 65 | | | | |
| | | | | | | 230 | H Weber St. | 83 67 | | | | |
| | | | | | | 247 | H Portland St. | 65 61 | | | | |
| | | | | | | 283 | H Sacramento St. | 94 71 | | | | |
| | | | | | | 294 | A North Dakota St. | 76 55 | | | | |
| | | | | | | 298 | A Southern Utah | 68 65 | | | | |
| | | | | | | 298 | H Southern Utah | 75 70 | | | | |
| | | | | | | 308 | A Northern Ariz. | 80 78 | | | | |
| | | | | | | 308 | H Northern Ariz. | 88 69 | | | | |
| | | | | | | 328 | H Montana | 73 63 | | | | |
| LAST 12 Division I GAMES: | | | | | | | | | | | | |
| 128 | H Northern Colo. | 75 68 | 308 | H Northern Ariz. | 88 69 | | | | | | | |
| 230 | H Weber St. | 83 67 | 298 | H Southern Utah | 75 70 | | | | | | | |
| 161 | H Idaho St. | 63 56 | 161 | A Idaho St. | 65 62 | | | | | | | |
| 127 | A Idaho | 61 74 | 230 | A Weber St. | 70 65 | | | | | | | |
| 120 | A Eastern Wash. | 75 71 | 328 | H Montana | 73 63 | | | | | | | |
| 128 | A Northern Colo. | 57 51 | 88 | H Montana St. | 71 74 | | | | | | | |

Non-Div I Games: Mayville St. 70 43 Mary 79 67

North Dakota

Loss, Non-Conf, S Site, H Home A Away N Neutral

| | | | | | | | | | | |
|-------------------|----------|-----------|----------------|------------|-------------|---------------|------|------|-------|-----------|
| Average RPI Win: | 250 | WON-LOST | WINNING | LAST 10 | STRENGTH OF | OPP. STRENGTH | TEAM | ADJ. | CONF. | ADJ CONF. |
| Average RPI Loss: | 142 | RECORD | PCT. RANK | GAMES | SCHEDULE | OF SCHEDULE | RPI | RPI | RPI | RPI |
| DIV. I ONLY | 4- 23 | 329 | 1- 9 | 109 | 211 | 294 | 294 | 11 | 11 | |
| DIV. I NON-CONF. | 0- 11 | 335 | 0- 0 | 139 | 308 | 333 | 333 | 10 | 10 | |
| TOTALS | RPI 1-25 | RPI 26-50 | W-L RECORDS | RPI 51-100 | RPI 101-150 | RPI 150+ | | | | |
| 4- 23 | 0- 0 | 0- 3 | OVERALL | 1- 6 | 0- 2 | 3- 12 | | | | |
| 3- 8 | 0- 0 | 0- 1 | HOME | 1- 3 | 0- 1 | 2- 3 | | | | |
| 1- 13 | 0- 0 | 0- 1 | AWAY | 0- 3 | 0- 1 | 1- 8 | | | | |
| 0- 2 | 0- 0 | 0- 1 | NEUTRAL | 0- 0 | 0- 0 | 0- 1 | | | | |
| 0- 11 | 0- 0 | 0- 1 | NON-CONFERENCE | 0- 1 | 0- 2 | 0- 7 | | | | |
| 0- 3 | 0- 0 | 0- 0 | HOME | 0- 1 | 0- 1 | 0- 1 | | | | |
| 0- 6 | 0- 0 | 0- 0 | AWAY | 0- 0 | 0- 1 | 0- 5 | | | | |
| 0- 2 | 0- 0 | 0- 1 | NEUTRAL | 0- 0 | 0- 0 | 0- 1 | | | | |
| 4- 12 | 0- 0 | 0- 2 | CONFERENCE | 1- 5 | 0- 0 | 3- 5 | | | | |
| 3- 5 | 0- 0 | 0- 1 | HOME | 1- 2 | 0- 0 | 2- 2 | | | | |
| 1- 7 | 0- 0 | 0- 1 | AWAY | 0- 3 | 0- 0 | 1- 3 | | | | |
| 0- 0 | 0- 0 | 0- 0 | NEUTRAL | 0- 0 | 0- 0 | 0- 0 | | | | |

| RPI 1-25 | | | | RPI 26-50 | | | | RPI 51-100 | | | | RPI 101+ | | | | Team's RPI: 294 | |
|---------------------------|---|----------|-------|-----------|---|------------------|-------|------------|---|------------------|--------|----------|---|------------------|-------|-----------------|--|
| RPI | S | Opponent | Score | RPI | S | Opponent | Score | RPI | S | Opponent | Score | RPI | S | Opponent | Score | | |
| | | | | 34 | A | South Dakota St. | 44 70 | 62 | A | IUPUI | 58 71 | 117 | H | North Dakota | 55 76 | | |
| | | | | 34 | H | South Dakota St. | 66 69 | 62 | H | IUPUI | 53 76 | 145 | A | Oakland | 66 95 | | |
| | | | | 41 | N | Central Mich. | 55 77 | 63 | A | South Dakota | 48 80 | 154 | A | Oral Roberts | 64 71 | | |
| | | | | | | | | 63 | H | South Dakota | 83 73 | 154 | H | Oral Roberts | 50 70 | | |
| | | | | | | | | 73 | A | Western Ill. | 81 110 | 157 | A | Omaha | 64 90 | | |
| | | | | | | | | 73 | H | Western Ill. | 60 87 | 157 | H | Omaha | 60 80 | | |
| | | | | | | | | 87 | H | Colorado | 59 76 | 158 | A | Milwaukee | 74 79 | | |
| | | | | | | | | | | | | 173 | A | Providence | 63 86 | | |
| | | | | | | | | | | | | 178 | H | Western Mich. | 63 68 | | |
| | | | | | | | | | | | | 221 | A | UTRGV | 67 81 | | |
| | | | | | | | | | | | | 233 | N | UC Santa Barbara | 59 66 | | |
| | | | | | | | | | | | | 256 | A | Cal Poly | 46 73 | | |
| | | | | | | | | | | | | 310 | A | Denver | 86 80 | | |
| | | | | | | | | | | | | 310 | H | Denver | 67 58 | | |
| | | | | | | | | | | | | 311 | A | Massachusetts | 58 70 | | |
| | | | | | | | | | | | | 317 | A | Fort Wayne | 68 72 | | |
| | | | | | | | | | | | | 317 | H | Fort Wayne | 68 56 | | |
| LAST 12 Division I GAMES: | | | | | | | | | | | | | | | | | |
| | | | | 154 | A | Oral Roberts | 64 71 | 34 | A | South Dakota St. | 44 70 | | | | | | |
| | | | | 157 | A | Omaha | 64 90 | 154 | H | Oral Roberts | 50 70 | | | | | | |
| | | | | 62 | H | IUPUI | 53 76 | 63 | A | South Dakota | 48 80 | | | | | | |
| | | | | 310 | H | Denver | 67 58 | 62 | A | IUPUI | 58 71 | | | | | | |
| | | | | 317 | A | Fort Wayne | 68 72 | 157 | H | Omaha | 60 80 | | | | | | |
| | | | | 73 | H | Western Ill. | 60 87 | 73 | A | Western Ill. | 81 110 | | | | | | |

Non-Div I Games: Mayville St. 93 44 Dickinson St. 70 63

North Dakota St.

■ Loss,
 ■ Non-Conf, S Site,
 ■ Home
 ■ Away
 N Neutral

| Non-Conference | | | | Through Games Of Feb. 15, 1917 | | | | | | |
|-------------------|----------|-----------|----------------|--------------------------------|-------------|---------------|------|------|-------|-----------|
| Average RPI Win: | 304 | WON-LOST | WINNING | LAST 10 | STRENGTH OF | OPP. STRENGTH | TEAM | ADJ. | CONF. | ADJ CONF. |
| Average RPI Loss: | 167 | RECORD | PCT. RANK | GAMES | SCHEDULE | OF SCHEDULE | RPI | RPI | RPI | RPI |
| DIV. I ONLY | 7- 19 | 296 | 2- 8 | 227 | 268 | 291 | 291 | 25 | 25 | |
| DIV. I NON-CONF. | 4- 8 | 230 | 0- 0 | 193 | 276 | 245 | 245 | 24 | 24 | |
| TOTALS | RPI 1-25 | RPI 26-50 | W-L RECORDS | RPI 51-100 | RPI 101-150 | RPI 150+ | | | | |
| 7- 19 | 0- 1 | 0- 2 | OVERALL | 0- 4 | 0- 2 | 7- 10 | | | | |
| 4- 7 | 0- 0 | 0- 0 | HOME | 0- 2 | 0- 1 | 4- 4 | | | | |
| 2- 11 | 0- 1 | 0- 2 | AWAY | 0- 2 | 0- 1 | 2- 5 | | | | |
| 1- 1 | 0- 0 | 0- 0 | NEUTRAL | 0- 0 | 0- 0 | 1- 1 | | | | |
| 4- 8 | 0- 1 | 0- 2 | NON-CONFERENCE | 0- 0 | 0- 0 | 4- 5 | | | | |
| 2- 2 | 0- 0 | 0- 0 | HOME | 0- 0 | 0- 0 | 2- 2 | | | | |
| 1- 5 | 0- 1 | 0- 2 | AWAY | 0- 0 | 0- 0 | 1- 2 | | | | |
| 1- 1 | 0- 0 | 0- 0 | NEUTRAL | 0- 0 | 0- 0 | 1- 1 | | | | |
| 3- 11 | 0- 0 | 0- 0 | CONFERENCE | 0- 4 | 0- 2 | 3- 5 | | | | |
| 2- 5 | 0- 0 | 0- 0 | HOME | 0- 2 | 0- 1 | 2- 2 | | | | |
| 1- 6 | 0- 0 | 0- 0 | AWAY | 0- 2 | 0- 1 | 1- 3 | | | | |
| 0- 0 | 0- 0 | 0- 0 | NEUTRAL | 0- 0 | 0- 0 | 0- 0 | | | | |

| RPI 1-25 | | | | RPI 26-50 | | | | RPI 51-100 | | | | RPI 101+ | | | | Team's RPI: 291 | |
|---------------------------|---|-------------|-------|-----------|---|--------------------|-------|------------|---|--------------|-------|----------|---|--------------------|-------|-----------------|--|
| RPI | S | Opponent | Score | RPI | S | Opponent | Score | RPI | S | Opponent | Score | RPI | S | Opponent | Score | | |
| 10 | A | Florida St. | 39 95 | 35 | A | South Fla. | 42 78 | 95 | A | Jacksonville | 58 68 | 106 | A | FGCU | 46 69 | | |
| | | | | 38 | A | North Carolina St. | 52 78 | 95 | H | Jacksonville | 59 69 | 106 | H | FGCU | 51 68 | | |
| | | | | | | | | 99 | A | Stetson | 44 68 | 169 | H | Morehead St. | 65 84 | | |
| | | | | | | | | 99 | H | Stetson | 44 62 | 185 | A | Bethune-Cookman | 50 52 | | |
| | | | | | | | | | | | | 188 | A | Xavier | 46 83 | | |
| | | | | | | | | | | | | 204 | A | Col. of Charleston | 60 47 | | |
| | | | | | | | | | | | | 242 | N | South Ala. | 55 62 | | |
| | | | | | | | | | | | | 244 | H | Wofford | 60 79 | | |
| | | | | | | | | | | | | 274 | A | Kennesaw St. | 48 52 | | |
| | | | | | | | | | | | | 274 | H | Kennesaw St. | 61 67 | | |
| | | | | | | | | | | | | 296 | A | Lipscomb | 62 66 | | |
| | | | | | | | | | | | | 296 | H | Lipscomb | 58 60 | | |
| | | | | | | | | | | | | 306 | N | Nicholls St. | 77 74 | | |
| | | | | | | | | | | | | 313 | A | NJIT | 62 64 | | |
| | | | | | | | | | | | | 313 | H | NJIT | 61 51 | | |
| | | | | | | | | | | | | 321 | A | USC Upstate | 78 67 | | |
| | | | | | | | | | | | | 321 | H | USC Upstate | 77 74 | | |
| | | | | | | | | | | | | 330 | H | Florida A&M | 71 60 | | |
| | | | | | | | | | | | | 335 | H | Fla. Atlantic | 95 88 | | |
| LAST 12 Division I GAMES: | | | | | | | | | | | | | | | | | |
| | | | | 95 | H | Jacksonville | 59 69 | 99 | H | Stetson | 44 62 | | | | | | |
| | | | | 296 | A | Lipscomb | 62 66 | 106 | H | FGCU | 51 68 | | | | | | |
| | | | | 274 | A | Kennesaw St. | 48 52 | 99 | A | Stetson | 44 68 | | | | | | |
| | | | | 313 | H | NJIT | 61 51 | 274 | H | Kennesaw St. | 61 67 | | | | | | |
| | | | | 321 | H | USC Upstate | 77 74 | 296 | H | Lipscomb | 58 60 | | | | | | |
| | | | | 106 | A | FGCU | 46 69 | 321 | A | USC Upstate | 78 67 | | | | | | |

| | | | | | | | | | |
|------------------|--------|----|----|--------------|-----|----|---------------|----|----|
| Non-Div I Games: | Warner | 72 | 44 | Webber Int'l | 103 | 57 | Edward Waters | 70 | 50 |
|------------------|--------|----|----|--------------|-----|----|---------------|----|----|

North Florida

Loss, Non-Conf, S Site, H Home A Away N Neutral

North Texas

Through Games Of Feb. 25, 2017

| | | | | | | | | | | |
|-------------------|----------|-----------|----------------|------------|-------------|---------------|------|------|-------|-----------|
| Average RPI Win: | 212 | WON-LOST | WINNING | LAST 10 | STRENGTH OF | OPP. STRENGTH | TEAM | ADJ. | CONF. | ADJ CONF. |
| Average RPI Loss: | 128 | RECORD | PCT. RANK | GAMES | SCHEDULE | OF SCHEDULE | RPI | RPI | RPI | RPI |
| DIV. I ONLY | 11- 16 | 226 | 5- 5 | 114 | 163 | 183 | 183 | 15 | 15 | |
| DIV. I NON-CONF. | 3- 8 | 262 | 0- 0 | 133 | 188 | 243 | 243 | 16 | 16 | |
| TOTALS | RPI 1-25 | RPI 26-50 | W-L RECORDS | RPI 51-100 | RPI 101-150 | RPI 150+ | | | | |
| 11- 16 | 0- 0 | 0- 1 | OVERALL | 0- 3 | 3- 6 | 8- 6 | | | | |
| 6- 5 | 0- 0 | 0- 1 | HOME | 0- 0 | 2- 2 | 4- 2 | | | | |
| 5- 9 | 0- 0 | 0- 0 | AWAY | 0- 3 | 1- 4 | 4- 2 | | | | |
| 0- 2 | 0- 0 | 0- 0 | NEUTRAL | 0- 0 | 0- 0 | 0- 2 | | | | |
| 3- 8 | 0- 0 | 0- 1 | NON-CONFERENCE | 0- 2 | 1- 0 | 2- 5 | | | | |
| 2- 2 | 0- 0 | 0- 1 | HOME | 0- 0 | 0- 0 | 2- 1 | | | | |
| 1- 4 | 0- 0 | 0- 0 | AWAY | 0- 2 | 1- 0 | 0- 2 | | | | |
| 0- 2 | 0- 0 | 0- 0 | NEUTRAL | 0- 0 | 0- 0 | 0- 2 | | | | |
| 8- 8 | 0- 0 | 0- 0 | CONFERENCE | 0- 1 | 2- 6 | 6- 1 | | | | |
| 4- 3 | 0- 0 | 0- 0 | HOME | 0- 0 | 2- 2 | 2- 1 | | | | |
| 4- 5 | 0- 0 | 0- 0 | AWAY | 0- 1 | 0- 4 | 4- 0 | | | | |
| 0- 0 | 0- 0 | 0- 0 | NEUTRAL | 0- 0 | 0- 0 | 0- 0 | | | | |

| RPI S | Opponent | Score | RPI S | Opponent | Score | RPI S | Opponent | Score | RPI S | Opponent | Score | Team's RPI: 183 |
|---------------------------|------------------|-------|-------|------------------|-------|-------|------------------|-------|-------|----------|-------|-----------------|
| 44 | H Indiana | 64 94 | 52 | A Little Rock | 44 55 | 116 | A Charlotte | 49 66 | | | | |
| | | | 75 | A Middle Tenn. | 52 60 | 116 | H Charlotte | 63 78 | | | | |
| | | | 93 | A SMU | 51 65 | 119 | A Old Dominion | 47 62 | | | | |
| | | | | | | 119 | H Old Dominion | 65 55 | | | | |
| | | | | | | 124 | A Southern Miss. | 48 70 | | | | |
| | | | | | | 124 | H Southern Miss. | 75 62 | | | | |
| | | | | | | 125 | A Arizona | 62 58 | | | | |
| | | | | | | 148 | A Louisiana Tech | 49 65 | | | | |
| | | | | | | 148 | H Louisiana Tech | 65 72 | | | | |
| | | | | | | 151 | H Iona | 66 55 | | | | |
| | | | | | | 152 | H Texas St. | 58 59 | | | | |
| | | | | | | 156 | A Missouri St. | 54 63 | | | | |
| | | | | | | 157 | N Omaha | 57 85 | | | | |
| | | | | | | 164 | A Tulsa | 58 63 | | | | |
| | | | | | | 168 | A Rice | 77 69 | | | | |
| | | | | | | 168 | H Rice | 49 51 | | | | |
| | | | | | | 182 | A UAB | 59 58 | | | | |
| | | | | | | 191 | A UTSA | 58 55 | | | | |
| | | | | | | 221 | N UTRGV | 69 74 | | | | |
| | | | | | | 299 | A UTEP | 76 69 | | | | |
| | | | | | | 302 | H FIU | 69 49 | | | | |
| | | | | | | 331 | H Incarnate Word | 84 61 | | | | |
| | | | | | | 335 | H Fla. Atlantic | 79 57 | | | | |
| LAST 12 Division I GAMES: | | | | | | | | | | | | |
| 124 | A Southern Miss. | 48 70 | 168 | A Rice | 77 69 | | | | | | | |
| 148 | A Louisiana Tech | 49 65 | 119 | A Old Dominion | 47 62 | | | | | | | |
| 191 | A UTSA | 58 55 | 116 | A Charlotte | 49 66 | | | | | | | |
| 299 | A UTEP | 76 69 | 148 | H Louisiana Tech | 65 72 | | | | | | | |
| 302 | H FIU | 69 49 | 124 | H Southern Miss. | 75 62 | | | | | | | |
| 335 | H Fla. Atlantic | 79 57 | 168 | H Rice | 49 51 | | | | | | | |

Non-Div I Games:

North Texas

■ Loss,
 ■ Non-Conf, S Site,
 ■ Home
 ■ Away
 N Neutral

Northeastern

Through Games Of Feb. 25, 2017

| | | | | | | | | | | |
|-------------------|----------|-----------|----------------|------------|-------------|---------------|------|------|-------|-----------|
| Average RPI Win: | 213 | WON-LOST | WINNING | LAST 10 | STRENGTH OF | OPP. STRENGTH | TEAM | ADJ. | CONF. | ADJ CONF. |
| Average RPI Loss: | 82 | RECORD | PCT. RANK | GAMES | SCHEDULE | OF SCHEDULE | RPI | RPI | RPI | RPI |
| DIV. I ONLY | 11- 17 | 237 | 5- 5 | 58 | 95 | 146 | 146 | 9 | 9 | |
| DIV. I NON-CONF. | 4- 8 | 230 | 0- 0 | 69 | 124 | 179 | 179 | 8 | 8 | |
| TOTALS | RPI 1-25 | RPI 26-50 | W-L RECORDS | RPI 51-100 | RPI 101-150 | RPI 150+ | | | | |
| 11- 17 | 0- 1 | 0- 6 | OVERALL | 0- 4 | 1- 5 | 10- 1 | | | | |
| 6- 6 | 0- 0 | 0- 2 | HOME | 0- 2 | 1- 2 | 5- 0 | | | | |
| 5- 8 | 0- 0 | 0- 4 | AWAY | 0- 1 | 0- 3 | 5- 0 | | | | |
| 0- 3 | 0- 1 | 0- 0 | NEUTRAL | 0- 1 | 0- 0 | 0- 1 | | | | |
| 4- 8 | 0- 1 | 0- 2 | NON-CONFERENCE | 0- 2 | 0- 2 | 4- 1 | | | | |
| 2- 2 | 0- 0 | 0- 0 | HOME | 0- 1 | 0- 1 | 2- 0 | | | | |
| 2- 3 | 0- 0 | 0- 2 | AWAY | 0- 0 | 0- 1 | 2- 0 | | | | |
| 0- 3 | 0- 1 | 0- 0 | NEUTRAL | 0- 1 | 0- 0 | 0- 1 | | | | |
| 7- 9 | 0- 0 | 0- 4 | CONFERENCE | 0- 2 | 1- 3 | 6- 0 | | | | |
| 4- 4 | 0- 0 | 0- 2 | HOME | 0- 1 | 1- 1 | 3- 0 | | | | |
| 3- 5 | 0- 0 | 0- 2 | AWAY | 0- 1 | 0- 2 | 3- 0 | | | | |
| 0- 0 | 0- 0 | 0- 0 | NEUTRAL | 0- 0 | 0- 0 | 0- 0 | | | | |

| RPI 1-25 | | | | RPI 26-50 | | | | RPI 51-100 | | | | RPI 101+ Team's RPI: 146 | | | |
|---------------------------|---|----------|-------|-----------|---|--------------------|-------|------------|---|---------------|-------|--------------------------|---|--------------------|-------|
| RPI | S | Opponent | Score | RPI | S | Opponent | Score | RPI | S | Opponent | Score | RPI | S | Opponent | Score |
| 9 | N | Stanford | 45 74 | 26 | A | Elon | 58 70 | 64 | A | Drexel | 51 74 | 126 | H | St. Mary's (CA) | 53 77 |
| | | | | 26 | H | Elon | 65 76 | 64 | H | Drexel | 33 63 | 134 | A | Delaware | 53 65 |
| | | | | 32 | A | James Madison | 54 74 | 76 | H | New Hampshire | 63 66 | 134 | H | Delaware | 50 41 |
| | | | | 32 | H | James Madison | 49 67 | 83 | N | Purdue | 54 79 | 137 | A | Maine | 49 68 |
| | | | | 39 | A | Michigan St. | 44 78 | | | | | 149 | A | William & Mary | 58 60 |
| | | | | 43 | A | Quinnipiac | 59 76 | | | | | 149 | H | William & Mary | 54 68 |
| | | | | | | | | | | | | 176 | H | Siena | 61 50 |
| | | | | | | | | | | | | 189 | A | Hofstra | 53 51 |
| | | | | | | | | | | | | 197 | A | Towson | 63 51 |
| | | | | | | | | | | | | 197 | H | Towson | 72 64 |
| | | | | | | | | | | | | 199 | N | Wichita St. | 73 87 |
| | | | | | | | | | | | | 204 | A | Col. of Charleston | 86 75 |
| | | | | | | | | | | | | 204 | H | Col. of Charleston | 61 44 |
| | | | | | | | | | | | | 227 | H | UNCW | 55 47 |
| | | | | | | | | | | | | 245 | H | Boston U. | 78 59 |
| | | | | | | | | | | | | 258 | A | Canisius | 83 59 |
| | | | | | | | | | | | | 310 | A | Denver | 72 69 |
| LAST 12 Division I GAMES: | | | | | | | | | | | | | | | |
| | | | | 204 | A | Col. of Charleston | 86 75 | | | | | 149 | H | William & Mary | 54 68 |
| | | | | 197 | A | Towson | 63 51 | | | | | 64 | A | Drexel | 51 74 |
| | | | | 134 | H | Delaware | 50 41 | | | | | 26 | H | Elon | 65 76 |
| | | | | 204 | H | Col. of Charleston | 61 44 | | | | | 227 | H | UNCW | 55 47 |
| | | | | 26 | A | Elon | 58 70 | | | | | 134 | A | Delaware | 53 65 |
| | | | | 32 | H | James Madison | 49 67 | | | | | 32 | A | James Madison | 54 74 |

Non-Div I Games:

Northeastern

■ Loss,
 ■ Non-Conf,
 ■ S Site,
 ■ H Home
 ■ A Away
 N Neutral

| | | | | | | | | | | |
|-------------------|----------|-----------|----------------|------------|-------------|---------------|------|------|-------|-----------|
| Average RPI Win: | 274 | WON-LOST | WINNING | LAST 10 | STRENGTH OF | OPP. STRENGTH | TEAM | ADJ. | CONF. | ADJ CONF. |
| Average RPI Loss: | 181 | RECORD | PCT. RANK | GAMES | SCHEDULE | OF SCHEDULE | RPI | RPI | RPI | RPI |
| DIV. I ONLY | 7- 19 | 296 | 2- 8 | 233 | 287 | 308 | 308 | 20 | 20 | |
| DIV. I NON-CONF. | 3- 7 | 250 | 0- 0 | 232 | 336 | 285 | 285 | 18 | 18 | |
| TOTALS | RPI 1-25 | RPI 26-50 | W-L RECORDS | RPI 51-100 | RPI 101-150 | RPI 150+ | | | | |
| 7- 19 | 0- 0 | 0- 0 | OVERALL | 0- 2 | 1- 7 | 6- 10 | | | | |
| 5- 8 | 0- 0 | 0- 0 | HOME | 0- 0 | 1- 4 | 4- 4 | | | | |
| 2- 11 | 0- 0 | 0- 0 | AWAY | 0- 2 | 0- 3 | 2- 6 | | | | |
| 0- 0 | 0- 0 | 0- 0 | NEUTRAL | 0- 0 | 0- 0 | 0- 0 | | | | |
| 3- 7 | 0- 0 | 0- 0 | NON-CONFERENCE | 0- 1 | 0- 2 | 3- 4 | | | | |
| 2- 2 | 0- 0 | 0- 0 | HOME | 0- 0 | 0- 1 | 2- 1 | | | | |
| 1- 5 | 0- 0 | 0- 0 | AWAY | 0- 1 | 0- 1 | 1- 3 | | | | |
| 0- 0 | 0- 0 | 0- 0 | NEUTRAL | 0- 0 | 0- 0 | 0- 0 | | | | |
| 4- 12 | 0- 0 | 0- 0 | CONFERENCE | 0- 1 | 1- 5 | 3- 6 | | | | |
| 3- 6 | 0- 0 | 0- 0 | HOME | 0- 0 | 1- 3 | 2- 3 | | | | |
| 1- 6 | 0- 0 | 0- 0 | AWAY | 0- 1 | 0- 2 | 1- 3 | | | | |
| 0- 0 | 0- 0 | 0- 0 | NEUTRAL | 0- 0 | 0- 0 | 0- 0 | | | | |

| RPI S | Opponent | Score | RPI S | Opponent | Score | RPI S | Opponent | Score | RPI S | Opponent | Score | Team's RPI: 308 |
|---------------------------|----------|----------------|-------|----------|-------|-------|----------------|-------|-------|--------------------|-------|-----------------|
| | | | | | | 70 | A Utah | 65 78 | 117 | A North Dakota | 69 88 | |
| | | | | | | 88 | A Montana St. | 69 86 | 117 | H North Dakota | 78 80 | |
| | | | | | | | | | 120 | H Eastern Wash. | 56 47 | |
| | | | | | | | | | 127 | H Idaho | 80 91 | |
| | | | | | | | | | 128 | A Northern Colo. | 64 75 | |
| | | | | | | | | | 128 | H Northern Colo. | 66 69 | |
| | | | | | | | | | 135 | A Lamar University | 60 75 | |
| | | | | | | | | | 150 | H New Mexico St. | 68 79 | |
| | | | | | | | | | 161 | H Idaho St. | 51 64 | |
| | | | | | | | | | 166 | H CSUN | 79 83 | |
| | | | | | | | | | 226 | A Grand Canyon | 65 76 | |
| | | | | | | | | | 230 | H Weber St. | 64 75 | |
| | | | | | | | | | 233 | A UC Santa Barbara | 51 60 | |
| | | | | | | | | | 247 | A Portland St. | 55 56 | |
| | | | | | | | | | 247 | H Portland St. | 73 74 | |
| | | | | | | | | | 256 | A Cal Poly | 53 58 | |
| | | | | | | | | | 283 | A Sacramento St. | 76 82 | |
| | | | | | | | | | 283 | H Sacramento St. | 91 88 | |
| | | | | | | | | | 298 | A Southern Utah | 77 68 | |
| | | | | | | | | | 298 | H Southern Utah | 77 65 | |
| | | | | | | | | | 299 | A UTEP | 65 51 | |
| | | | | | | | | | 310 | H Denver | 82 67 | |
| | | | | | | | | | 312 | H Youngstown St. | 70 49 | |
| | | | | | | | | | 328 | A Montana | 59 60 | |
| LAST 12 Division I GAMES: | | | | | | | | | | | | |
| 247 | H | Portland St. | 73 | 74 | 161 | H | Idaho St. | 51 | 64 | | | |
| 283 | H | Sacramento St. | 91 | 88 | 117 | A | North Dakota | 69 | 88 | | | |
| 298 | H | Southern Utah | 77 | 65 | 128 | A | Northern Colo. | 64 | 75 | | | |
| 328 | A | Montana | 59 | 60 | 127 | H | Idaho | 80 | 91 | | | |
| 88 | A | Montana St. | 69 | 86 | 120 | H | Eastern Wash. | 56 | 47 | | | |
| 230 | H | Weber St. | 64 | 75 | 283 | A | Sacramento St. | 76 | 82 | | | |

Non-Div I Games: Antelope Valley 109 60

Northern Ariz.

■ Loss,
■ Non-Conf,
■ S Site,
■ Home
■ A Away
N Neutral

| | | | | | | | | | | |
|-------------------|----------|-----------|----------------|------------|-------------|---------------|------|------|-------|-----------|
| Average RPI Win: | 242 | WON-LOST | WINNING | LAST 10 | STRENGTH OF | OPP. STRENGTH | TEAM | ADJ. | CONF. | ADJ CONF. |
| Average RPI Loss: | 111 | RECORD | PCT. RANK | GAMES | SCHEDULE | OF SCHEDULE | RPI | RPI | RPI | RPI |
| DIV. I ONLY | 19- 7 | 57 | 6- 4 | 278 | 210 | 128 | 128 | 20 | 20 | |
| DIV. I NON-CONF. | 7- 3 | 83 | 0- 0 | 270 | 173 | 125 | 125 | 18 | 18 | |
| TOTALS | RPI 1-25 | RPI 26-50 | W-L RECORDS | RPI 51-100 | RPI 101-150 | RPI 150+ | | | | |
| 19- 7 | 0- 0 | 0- 1 | OVERALL | 1- 1 | 2- 4 | 16- 1 | | | | |
| 10- 3 | 0- 0 | 0- 0 | HOME | 1- 1 | 1- 1 | 8- 1 | | | | |
| 8- 4 | 0- 0 | 0- 1 | AWAY | 0- 0 | 1- 3 | 7- 0 | | | | |
| 1- 0 | 0- 0 | 0- 0 | NEUTRAL | 0- 0 | 0- 0 | 1- 0 | | | | |
| 7- 3 | 0- 0 | 0- 1 | NON-CONFERENCE | 0- 1 | 1- 1 | 6- 0 | | | | |
| 3- 1 | 0- 0 | 0- 0 | HOME | 0- 1 | 1- 0 | 2- 0 | | | | |
| 3- 2 | 0- 0 | 0- 1 | AWAY | 0- 0 | 0- 1 | 3- 0 | | | | |
| 1- 0 | 0- 0 | 0- 0 | NEUTRAL | 0- 0 | 0- 0 | 1- 0 | | | | |
| 12- 4 | 0- 0 | 0- 0 | CONFERENCE | 1- 0 | 1- 3 | 10- 1 | | | | |
| 7- 2 | 0- 0 | 0- 0 | HOME | 1- 0 | 0- 1 | 6- 1 | | | | |
| 5- 2 | 0- 0 | 0- 0 | AWAY | 0- 0 | 1- 2 | 4- 0 | | | | |
| 0- 0 | 0- 0 | 0- 0 | NEUTRAL | 0- 0 | 0- 0 | 0- 0 | | | | |

| RPI S | Opponent | Score | RPI S | Opponent | Score | RPI S | Opponent | Score | RPI S | Opponent | Score | Team's RPI: 128 |
|---------------------------|-----------------|-------|-------|------------------|-------|-------|-------------------|-------|-------|------------------|-------|-----------------|
| 49 | A Colorado St. | 47 58 | 87 | H Colorado | 62 83 | 106 | H FGCU | 77 74 | 117 | A North Dakota | 68 75 | |
| | | | 88 | H Montana St. | 66 58 | 117 | H North Dakota | 51 57 | 120 | A Eastern Wash. | 61 67 | |
| | | | | | | 126 | A St. Mary's (CA) | 65 75 | 127 | A Idaho | 71 67 | |
| | | | | | | 161 | A Idaho St. | 77 62 | 161 | H Idaho St. | 58 68 | |
| | | | | | | 191 | A UTSA | 73 66 | 220 | H San Diego | 54 51 | |
| | | | | | | 230 | A Weber St. | 88 79 | 230 | H Weber St. | 86 62 | |
| | | | | | | 247 | H Portland St. | 91 62 | 251 | A Pacific | 60 56 | |
| | | | | | | 283 | H Sacramento St. | 95 88 | 286 | N Eastern Mich. | 58 57 | |
| | | | | | | 298 | A Southern Utah | 83 53 | 298 | H Southern Utah | 74 55 | |
| | | | | | | 308 | A Northern Ariz. | 69 66 | 308 | H Northern Ariz. | 75 64 | |
| | | | | | | 310 | H Denver | 68 48 | 320 | A Air Force | 71 44 | |
| | | | | | | 328 | H Montana | 65 46 | | | | |
| LAST 12 Division I GAMES: | | | | | | | | | | | | |
| 117 | A North Dakota | 68 75 | 298 | H Southern Utah | 74 55 | | | | | | | |
| 161 | H Idaho St. | 58 68 | 308 | H Northern Ariz. | 75 64 | | | | | | | |
| 230 | H Weber St. | 86 62 | 230 | A Weber St. | 88 79 | | | | | | | |
| 120 | A Eastern Wash. | 61 67 | 161 | A Idaho St. | 77 62 | | | | | | | |
| 127 | A Idaho | 71 67 | 88 | H Montana St. | 66 58 | | | | | | | |
| 117 | H North Dakota | 51 57 | 328 | H Montana | 65 46 | | | | | | | |

Non-Div I Games: Colo. Christian 90 47

Northern Colo.

■ Loss,
 ■ Non-Conf, S Site,
 ■ Home
 ■ Away
 N Neutral

| Non-Conference 1111 | | | | Through Games Of Feb: 15, 2017 | | | | | | |
|---------------------|----------|----------|-----------|--------------------------------|-------------|---------------|-------------|------|----------|-----------|
| Average RPI Win: | 204 | WON-LOST | WINNING | LAST 10 | STRENGTH OF | OPP. STRENGTH | TEAM | ADJ. | CONF. | ADJ CONF. |
| Average RPI Loss: | 82 | RECORD | PCT. RANK | GAMES | SCHEDULE | OF SCHEDULE | RPI | RPI | RPI | RPI |
| DIV. I ONLY | 19- 8 | 67 | 7- 3 | 147 | 126 | 82 | 82 | 10 | 10 | |
| DIV. I NON-CONF. | 7- 4 | 114 | 0- 0 | 240 | 193 | 126 | 126 | 11 | 11 | |
| ----- | | | | | | | | | | |
| TOTALS | RPI 1-25 | | RPI 26-50 | W-L RECORDS | | RPI 51-100 | RPI 101-150 | | RPI 150+ | |
| 19- 8 | 0- 0 | | 0- 3 | OVERALL | | 3- 3 | 3- 1 | | 13- 1 | |
| 9- 3 | 0- 0 | | 0- 1 | HOME | | 1- 0 | 1- 1 | | 7- 1 | |
| 10- 4 | 0- 0 | | 0- 1 | AWAY | | 2- 1 | 2- 0 | | 6- 0 | |
| 0- 1 | 0- 0 | | 0- 0 | NEUTRAL | | 0- 1 | 0- 0 | | 0- 0 | |
| 7- 4 | 0- 0 | | 0- 1 | NON-CONFERENCE | | 0- 3 | 0- 0 | | 7- 0 | |
| 4- 0 | 0- 0 | | 0- 0 | HOME | | 0- 0 | 0- 0 | | 4- 0 | |
| 3- 3 | 0- 0 | | 0- 1 | AWAY | | 0- 2 | 0- 0 | | 3- 0 | |
| 0- 1 | 0- 0 | | 0- 0 | NEUTRAL | | 0- 1 | 0- 0 | | 0- 0 | |
| 12- 4 | 0- 0 | | 0- 2 | CONFERENCE | | 3- 0 | 3- 1 | | 6- 1 | |
| 5- 3 | 0- 0 | | 0- 1 | HOME | | 1- 0 | 1- 1 | | 3- 1 | |
| 7- 1 | 0- 0 | | 0- 1 | AWAY | | 2- 0 | 2- 0 | | 3- 0 | |
| 0- 0 | 0- 0 | | 0- 0 | NEUTRAL | | 0- 0 | 0- 0 | | 0- 0 | |

| RPI 1-25 | | | | RPI 26-50 | | | | RPI 51-100 | | | | Team's RPI: 82 | | | | RPI 101+ | | | |
|---------------------------|---|----------|-------|-----------|---|---------------|--------|------------|---|---------------|--------|----------------|---|----------------|---------|----------|---|----------|-------|
| RPI | S | Opponent | Score | RPI | S | Opponent | Score | RPI | S | Opponent | Score | RPI | S | Opponent | Score | RPI | S | Opponent | Score |
| | | | | 29 | A | Drake | 86 95 | 51 | H | Ohio | 88 80 | 108 | A | Kent St. | 98 97 | | | | |
| | | | | 41 | A | Central Mich. | 86 109 | 54 | A | Iowa St. | 89 97 | 108 | H | Kent St. | 93 72 | | | | |
| | | | | 41 | H | Central Mich. | 94 109 | 63 | N | South Dakota | 83 97 | 110 | A | Ball St. | 101 96 | | | | |
| | | | | | | | | 73 | A | Western Ill. | 79 83 | 110 | H | Ball St. | 84 92 | | | | |
| | | | | | | | | 85 | A | Toledo | 77 73 | 158 | H | Milwaukee | 114 104 | | | | |
| | | | | | | | | 94 | A | Buffalo | 89 80 | 178 | H | Western Mich. | 67 62 | | | | |
| | | | | | | | | | | | | 202 | H | SIUE | 97 78 | | | | |
| | | | | | | | | | | | | 228 | A | Bradley | 81 51 | | | | |
| | | | | | | | | | | | | 232 | A | Miami (OH) | 63 61 | | | | |
| | | | | | | | | | | | | 232 | H | Miami (OH) | 89 76 | | | | |
| | | | | | | | | | | | | 241 | H | Akron | 55 84 | | | | |
| | | | | | | | | | | | | 243 | A | Bowling Green | 89 76 | | | | |
| | | | | | | | | | | | | 286 | A | Eastern Mich. | 81 71 | | | | |
| | | | | | | | | | | | | 286 | H | Eastern Mich. | 85 73 | | | | |
| | | | | | | | | | | | | 309 | H | Illinois St. | 108 66 | | | | |
| | | | | | | | | | | | | 315 | A | UMKC | 86 75 | | | | |
| | | | | | | | | | | | | 319 | A | Loyola Chicago | 90 70 | | | | |
| | | | | | | | | | | | | 340 | H | Chicago St. | 94 85 | | | | |
| LAST 12 Division I GAMES: | | | | | | | | | | | | | | | | | | | |
| | | | | 286 | A | Eastern Mich. | 81 71 | 178 | H | Western Mich. | 67 62 | | | | | | | | |
| | | | | 41 | A | Central Mich. | 86 109 | 110 | A | Ball St. | 101 96 | | | | | | | | |
| | | | | 110 | H | Ball St. | 84 92 | 108 | H | Kent St. | 93 72 | | | | | | | | |
| | | | | 232 | A | Miami (OH) | 63 61 | 232 | H | Miami (OH) | 89 76 | | | | | | | | |
| | | | | 94 | A | Buffalo | 89 80 | 241 | H | Akron | 55 84 | | | | | | | | |
| | | | | 41 | H | Central Mich. | 94 109 | 85 | A | Toledo | 77 73 | | | | | | | | |

Non-Div I Games:

Northern Ill.

Loss, Non-Conf, S Site, H Home A Away N Neutral

| | | | | | | | | | | |
|-------------------|----------|-----------|----------------|------------|-------------|---------------|------|------|-------|-----------|
| Average RPI Win: | 257 | WON-LOST | WINNING | LAST 10 | STRENGTH OF | OPP. STRENGTH | TEAM | ADJ. | CONF. | ADJ CONF. |
| Average RPI Loss: | 174 | RECORD | PCT. RANK | GAMES | SCHEDULE | OF SCHEDULE | RPI | RPI | RPI | RPI |
| DIV. I ONLY | 8- 20 | 281 | 3- 7 | 198 | 279 | 285 | 285 | 19 | 19 | |
| DIV. I NON-CONF. | 3- 8 | 262 | 0- 0 | 168 | 306 | 270 | 270 | 21 | 21 | |
| TOTALS | RPI 1-25 | RPI 26-50 | W-L RECORDS | RPI 51-100 | RPI 101-150 | RPI 150+ | | | | |
| 8- 20 | 0- 0 | 0- 2 | OVERALL | 0- 2 | 1- 4 | 7- 12 | | | | |
| 4- 8 | 0- 0 | 0- 0 | HOME | 0- 1 | 0- 2 | 4- 5 | | | | |
| 2- 11 | 0- 0 | 0- 1 | AWAY | 0- 1 | 0- 2 | 2- 5 | | | | |
| 2- 1 | 0- 0 | 0- 0 | NEUTRAL | 0- 0 | 1- 0 | 1- 1 | | | | |
| 3- 8 | 0- 0 | 0- 1 | NON-CONFERENCE | 0- 2 | 1- 0 | 2- 5 | | | | |
| 1- 3 | 0- 0 | 0- 0 | HOME | 0- 1 | 0- 0 | 1- 2 | | | | |
| 0- 4 | 0- 0 | 0- 1 | AWAY | 0- 1 | 0- 0 | 0- 2 | | | | |
| 2- 1 | 0- 0 | 0- 0 | NEUTRAL | 0- 0 | 1- 0 | 1- 1 | | | | |
| 5- 12 | 0- 0 | 0- 1 | CONFERENCE | 0- 0 | 0- 4 | 5- 7 | | | | |
| 3- 5 | 0- 0 | 0- 0 | HOME | 0- 0 | 0- 2 | 3- 3 | | | | |
| 2- 7 | 0- 0 | 0- 1 | AWAY | 0- 0 | 0- 2 | 2- 4 | | | | |
| 0- 0 | 0- 0 | 0- 0 | NEUTRAL | 0- 0 | 0- 0 | 0- 0 | | | | |

| RPI S | Opponent | Score | RPI S | Opponent | Score | RPI S | Opponent | Score | RPI S | Opponent | Score | Team's RPI: 285 |
|---------------------------|------------------|--------|-------|-----------------|-------|-------|------------------|-------|-------|----------|-------|-----------------|
| 27 | A Green Bay | 39 70 | 51 | A Ohio | 41 58 | 124 | N Southern Miss. | 58 53 | | | | |
| 44 | A Indiana | 49 100 | 99 | H Stetson | 45 54 | 139 | A Wright St. | 47 67 | | | | |
| | | | | | | 139 | H Wright St. | 63 70 | | | | |
| | | | | | | 145 | A Oakland | 66 86 | | | | |
| | | | | | | 145 | H Oakland | 47 61 | | | | |
| | | | | | | 158 | A Milwaukee | 44 72 | | | | |
| | | | | | | 158 | H Milwaukee | 72 51 | | | | |
| | | | | | | 162 | A Detroit Mercy | 49 57 | | | | |
| | | | | | | 162 | H Detroit Mercy | 53 55 | | | | |
| | | | | | | 180 | A Cleveland St. | 58 77 | | | | |
| | | | | | | 180 | H Cleveland St. | 54 58 | | | | |
| | | | | | | 195 | H ETSU | 62 56 | | | | |
| | | | | | | 210 | A Indiana St. | 38 58 | | | | |
| | | | | | | 232 | H Miami (OH) | 50 60 | | | | |
| | | | | | | 247 | N Portland St. | 54 77 | | | | |
| | | | | | | 264 | H Murray St. | 69 72 | | | | |
| | | | | | | 275 | A Tennessee Tech | 40 55 | | | | |
| | | | | | | 301 | A Valparaiso | 70 55 | | | | |
| | | | | | | 301 | H Valparaiso | 32 41 | | | | |
| | | | | | | 312 | A Youngstown St. | 73 77 | | | | |
| | | | | | | 312 | H Youngstown St. | 87 81 | | | | |
| | | | | | | 322 | N Arkansas St. | 83 78 | | | | |
| | | | | | | 323 | A Ill.-Chicago | 58 37 | | | | |
| | | | | | | 323 | H Ill.-Chicago | 66 49 | | | | |
| LAST 12 Division I GAMES: | | | | | | | | | | | | |
| 158 | H Milwaukee | 72 51 | 139 | A Wright St. | 47 67 | | | | | | | |
| 145 | A Oakland | 66 86 | 162 | H Detroit Mercy | 53 55 | | | | | | | |
| 180 | A Cleveland St. | 58 77 | 145 | H Oakland | 47 61 | | | | | | | |
| 312 | A Youngstown St. | 73 77 | 323 | A Ill.-Chicago | 58 37 | | | | | | | |
| 301 | H Valparaiso | 32 41 | 301 | A Valparaiso | 70 55 | | | | | | | |
| 323 | H Ill.-Chicago | 66 49 | 162 | A Detroit Mercy | 49 57 | | | | | | | |

Non-Div I Games: Ind.-East 66 46

Northern Ky.

■ Loss,
 ■ Non-Conf, S Site,
 ■ Home
 ■ Away
 N Neutral

Northwestern

Through Games Of Feb. 25, 2017

| | | | | | | | | | | |
|-------------------|----------|-----------|----------------|------------|-------------|---------------|------|------|-------|-----------|
| Average RPI Win: | 173 | WON-LOST | WINNING | LAST 10 | STRENGTH OF | OPP. STRENGTH | TEAM | ADJ. | CONF. | ADJ CONF. |
| Average RPI Loss: | 48 | RECORD | PCT. RANK | GAMES | SCHEDULE | OF SCHEDULE | RPI | RPI | RPI | RPI |
| DIV. I ONLY | 19- 9 | 81 | 4- 5 | 107 | 75 | 71 | 71 | 6 | 6 | |
| DIV. I NON-CONF. | 11- 2 | 23 | 0- 0 | 183 | 172 | 49 | 49 | 6 | 6 | |
| TOTALS | RPI 1-25 | RPI 26-50 | W-L RECORDS | RPI 51-100 | RPI 101-150 | RPI 150+ | | | | |
| 19- 9 | 0- 3 | 3- 3 | OVERALL | 2- 3 | 0- 0 | 14- 0 | | | | |
| 15- 2 | 0- 1 | 3- 0 | HOME | 2- 1 | 0- 0 | 10- 0 | | | | |
| 4- 7 | 0- 2 | 0- 3 | AWAY | 0- 2 | 0- 0 | 4- 0 | | | | |
| 0- 0 | 0- 0 | 0- 0 | NEUTRAL | 0- 0 | 0- 0 | 0- 0 | | | | |
| 11- 2 | 0- 1 | 1- 0 | NON-CONFERENCE | 1- 1 | 0- 0 | 9- 0 | | | | |
| 9- 0 | 0- 0 | 1- 0 | HOME | 1- 0 | 0- 0 | 7- 0 | | | | |
| 2- 2 | 0- 1 | 0- 0 | AWAY | 0- 1 | 0- 0 | 2- 0 | | | | |
| 0- 0 | 0- 0 | 0- 0 | NEUTRAL | 0- 0 | 0- 0 | 0- 0 | | | | |
| 8- 7 | 0- 2 | 2- 3 | CONFERENCE | 1- 2 | 0- 0 | 5- 0 | | | | |
| 6- 2 | 0- 1 | 2- 0 | HOME | 1- 1 | 0- 0 | 3- 0 | | | | |
| 2- 5 | 0- 1 | 0- 3 | AWAY | 0- 1 | 0- 0 | 2- 0 | | | | |
| 0- 0 | 0- 0 | 0- 0 | NEUTRAL | 0- 0 | 0- 0 | 0- 0 | | | | |

| RPI 1-25 | | | | RPI 26-50 | | | | RPI 51-100 Team's RPI: 71 | | | | RPI 101+ | | | |
|---------------------------|---|-----------|-------|-----------|---|--------------|-------|---------------------------|---|-----------|-------|----------|---|--------------|-------|
| RPI | S | Opponent | Score | RPI | S | Opponent | Score | RPI | S | Opponent | Score | RPI | S | Opponent | Score |
| 17 | A | DePaul | 66 89 | 39 | H | Michigan St. | 76 65 | 77 | A | Gonzaga | 56 67 | 154 | H | Oral Roberts | 64 55 |
| 21 | A | Maryland | 65 96 | 40 | A | Michigan | 54 80 | 78 | A | Minnesota | 61 71 | 156 | H | Missouri St. | 75 52 |
| 25 | H | Ohio St. | 87 94 | 44 | A | Indiana | 38 66 | 79 | H | Penn St. | 58 74 | 158 | A | Milwaukee | 65 63 |
| | | | | 44 | H | Indiana | 80 67 | 80 | H | Florida | 73 68 | 159 | A | Santa Clara | 87 75 |
| | | | | 47 | H | Virginia | 69 60 | 83 | H | Purdue | 76 60 | 186 | H | Hampton | 67 48 |
| | | | | 50 | A | Iowa | 59 78 | | | | | 187 | A | Nebraska | 62 58 |
| | | | | | | | | | | | | 208 | H | Illinois | 66 53 |
| | | | | | | | | | | | | 211 | H | Wisconsin | 63 43 |
| | | | | | | | | | | | | 212 | A | Rutgers | 55 37 |
| | | | | | | | | | | | | 212 | H | Rutgers | 60 38 |
| | | | | | | | | | | | | 234 | H | UT Martin | 82 59 |
| | | | | | | | | | | | | 255 | H | Evansville | 88 66 |
| | | | | | | | | | | | | 323 | H | Ill.-Chicago | 88 44 |
| | | | | | | | | | | | | 340 | H | Chicago St. | 75 42 |
| LAST 12 Division I GAMES: | | | | | | | | | | | | | | | |
| 78 | A | Minnesota | 61 71 | 211 | H | Wisconsin | 63 43 | | | | | | | | |
| 212 | H | Rutgers | 60 38 | 212 | A | Rutgers | 55 37 | | | | | | | | |
| 208 | H | Illinois | 66 53 | 40 | A | Michigan | 54 80 | | | | | | | | |
| 50 | A | Iowa | 59 78 | 39 | H | Michigan St. | 76 65 | | | | | | | | |
| 44 | A | Indiana | 38 66 | 44 | H | Indiana | 80 67 | | | | | | | | |
| 79 | H | Penn St. | 58 74 | 21 | A | Maryland | 65 96 | | | | | | | | |

Non-Div I Games:

Northwestern

■ Loss,
 ■ Non-Conf, S Site,
 ■ Home
 ■ Away
 N Neutral

| | | | | | | | | | | |
|-------------------|----------|-----------|----------------|------------|-------------|---------------|------|------|-------|-----------|
| Average RPI Win: | 292 | WON-LOST | WINNING | LAST 10 | STRENGTH OF | OPP. STRENGTH | TEAM | ADJ. | CONF. | ADJ CONF. |
| Average RPI Loss: | 187 | RECORD | PCT. RANK | GAMES | SCHEDULE | OF SCHEDULE | RPI | RPI | RPI | RPI |
| DIV. I ONLY | 9- 14 | 242 | 4- 6 | 325 | 272 | 307 | 307 | 27 | 27 | |
| DIV. I NON-CONF. | 2- 5 | 259 | 0- 0 | 247 | 133 | 302 | 302 | 27 | 27 | |
| TOTALS | RPI 1-25 | RPI 26-50 | W-L RECORDS | RPI 51-100 | RPI 101-150 | RPI 150+ | | | | |
| 9- 14 | 0- 2 | 0- 0 | OVERALL | 1- 0 | 0- 4 | 8- 8 | | | | |
| 8- 3 | 0- 0 | 0- 0 | HOME | 1- 0 | 0- 1 | 7- 2 | | | | |
| 1- 11 | 0- 2 | 0- 0 | AWAY | 0- 0 | 0- 3 | 1- 6 | | | | |
| 0- 0 | 0- 0 | 0- 0 | NEUTRAL | 0- 0 | 0- 0 | 0- 0 | | | | |
| 2- 5 | 0- 2 | 0- 0 | NON-CONFERENCE | 0- 0 | 0- 0 | 2- 3 | | | | |
| 2- 1 | 0- 0 | 0- 0 | HOME | 0- 0 | 0- 0 | 2- 1 | | | | |
| 0- 4 | 0- 2 | 0- 0 | AWAY | 0- 0 | 0- 0 | 0- 2 | | | | |
| 0- 0 | 0- 0 | 0- 0 | NEUTRAL | 0- 0 | 0- 0 | 0- 0 | | | | |
| 7- 9 | 0- 0 | 0- 0 | CONFERENCE | 1- 0 | 0- 4 | 6- 5 | | | | |
| 6- 2 | 0- 0 | 0- 0 | HOME | 1- 0 | 0- 1 | 5- 1 | | | | |
| 1- 7 | 0- 0 | 0- 0 | AWAY | 0- 0 | 0- 3 | 1- 4 | | | | |
| 0- 0 | 0- 0 | 0- 0 | NEUTRAL | 0- 0 | 0- 0 | 0- 0 | | | | |

| RPI 1-25 | | | | RPI 26-50 | | | | RPI 51-100 | | | | RPI 101+ Team's RPI: 307 | | | |
|---------------------------|---|-------------------|--------|-----------|---|------------------|-------|------------|---|------------------|-------|--------------------------|---|--------------------|-------|
| RPI | S | Opponent | Score | RPI | S | Opponent | Score | RPI | S | Opponent | Score | RPI | S | Opponent | Score |
| 3 | A | Mississippi St. | 30 106 | | | | | 97 | H | SFA | 76 72 | 101 | A | Abilene Christian | 57 79 |
| 13 | A | Texas | 39 86 | | | | | | | | | 101 | H | Abilene Christian | 74 75 |
| | | | | | | | | | | | | 107 | A | Central Ark. | 43 76 |
| | | | | | | | | | | | | 135 | A | Lamar University | 60 73 |
| | | | | | | | | | | | | 153 | A | Arkansas | 36 65 |
| | | | | | | | | | | | | 155 | A | Memphis | 38 54 |
| | | | | | | | | | | | | 214 | H | New Orleans | 95 93 |
| | | | | | | | | | | | | 288 | A | A&M-Corpus Christi | 51 60 |
| | | | | | | | | | | | | 289 | A | McNeese | 52 68 |
| | | | | | | | | | | | | 289 | H | McNeese | 63 68 |
| | | | | | | | | | | | | 306 | H | Nicholls St. | 75 58 |
| | | | | | | | | | | | | 316 | H | Mississippi Val. | 64 68 |
| | | | | | | | | | | | | 327 | A | Southeastern La. | 58 69 |
| | | | | | | | | | | | | 327 | H | Southeastern La. | 89 71 |
| | | | | | | | | | | | | 331 | A | Incarinate Word | 76 74 |
| | | | | | | | | | | | | 334 | H | La.-Monroe | 67 65 |
| | | | | | | | | | | | | 336 | H | Houston Baptist | 75 54 |
| | | | | | | | | | | | | 338 | A | Sam Houston St. | 73 92 |
| | | | | | | | | | | | | 338 | H | Sam Houston St. | 78 51 |
| | | | | | | | | | | | | 345 | H | Jackson St. | 83 65 |
| LAST 12 Division I GAMES: | | | | | | | | | | | | | | | |
| 214 | H | New Orleans | 95 93 | 97 | H | SFA | 76 72 | 135 | A | Lamar University | 60 73 | | | | |
| 338 | A | Sam Houston St. | 73 92 | 327 | A | Southeastern La. | 58 69 | 289 | A | McNeese | 52 68 | | | | |
| 101 | H | Abilene Christian | 74 75 | 338 | H | Sam Houston St. | 78 51 | 306 | H | Nicholls St. | 75 58 | | | | |
| 327 | H | Southeastern La. | 89 71 | 306 | H | Nicholls St. | 75 58 | | | | | | | | |
| 101 | A | Abilene Christian | 57 79 | | | | | | | | | | | | |
| 336 | H | Houston Baptist | 75 54 | | | | | | | | | | | | |

Non-Div I Games: LeTourneau 80 68 Louisiana Col. 113 65 LSU-Alexandria 97 76 Central Baptist 93 42 Northwestern St.

| Average RPI Win: 83 | | WON-LOST | WINNING | LAST 10 | STRENGTH OF | OPP. STRENGTH | TEAM | ADJ. | CONF. | ADJ CONF. |
|----------------------|------|----------|-----------|----------------|-------------|---------------|----------|------|-------|-----------|
| Average RPI Loss: 21 | | RECORD | PCT. RANK | GAMES | SCHEDULE | OF SCHEDULE | RPI | RPI | RPI | RPI |
| DIV. I ONLY | | 26- 3 | 5 | 10- 0 | 3 | 5 | 2 | 2 | 3 | 3 |
| DIV. I NON-CONF. | | 12- 2 | 21 | 0- 1 | 2 | 4 | 2 | 2 | 4 | 4 |
| TOTALS | | RPI 1-25 | RPI 26-50 | W-L RECORDS | RPI 51-100 | RPI 101-150 | RPI 150+ | | | |
| 26- 3 | 5- 2 | | 6- 1 | OVERALL | 6- 0 | 5- 0 | 4- 0 | | | |
| 13- 1 | 3- 1 | | 3- 0 | HOME | 2- 0 | 3- 0 | 2- 0 | | | |
| 12- 2 | 2- 1 | | 3- 1 | AWAY | 4- 0 | 2- 0 | 1- 0 | | | |
| 1- 0 | 0- 0 | | 0- 0 | NEUTRAL | 0- 0 | 0- 0 | 1- 0 | | | |
| 12- 2 | 2- 2 | | 4- 0 | NON-CONFERENCE | 2- 0 | 2- 0 | 2- 0 | | | |
| 6- 1 | 1- 1 | | 2- 0 | HOME | 0- 0 | 2- 0 | 1- 0 | | | |
| 5- 1 | 1- 1 | | 2- 0 | AWAY | 2- 0 | 0- 0 | 0- 0 | | | |
| 1- 0 | 0- 0 | | 0- 0 | NEUTRAL | 0- 0 | 0- 0 | 1- 0 | | | |
| 14- 1 | 3- 0 | | 2- 1 | CONFERENCE | 4- 0 | 3- 0 | 2- 0 | | | |
| 7- 0 | 2- 0 | | 1- 0 | HOME | 2- 0 | 1- 0 | 1- 0 | | | |
| 7- 1 | 1- 0 | | 1- 1 | AWAY | 2- 0 | 2- 0 | 1- 0 | | | |
| 0- 0 | 0- 0 | | 0- 0 | NEUTRAL | 0- 0 | 0- 0 | 0- 0 | | | |

| RPI 1-25 | | | | Team's RPI: 2 | | RPI 26-50 | | | | RPI 51-100 | | | | RPI 101+ | | | | | |
|----------|---|------------|-------|---------------|-----|-----------|--------------------|-------|----|------------|---|---------------|-------|----------|-----|---|----------------|-------|----|
| RPI | S | Opponent | Score | | RPI | S | Opponent | Score | | RPI | S | Opponent | Score | | RPI | S | Opponent | Score | |
| 1 | H | UConn | 61 | 72 | 27 | H | Green Bay | 71 | 67 | 53 | A | Georgia Tech | 55 | 38 | 111 | A | North Carolina | 77 | 55 |
| 7 | H | Washington | 71 | 60 | 31 | A | Syracuse | 85 | 80 | 53 | H | Georgia Tech | 90 | 69 | 113 | H | Fordham | 67 | 36 |
| 8 | H | Duke | 62 | 58 | 38 | A | North Carolina St. | 62 | 70 | 72 | H | Wake Forest | 92 | 72 | 118 | A | Clemson | 84 | 80 |
| 12 | H | Louisville | 85 | 66 | 39 | A | Michigan St. | 79 | 61 | 84 | A | Chattanooga | 79 | 58 | 141 | H | Pittsburgh | 86 | 54 |
| 16 | A | Miami (FL) | 67 | 55 | 41 | H | Central Mich. | 107 | 47 | 85 | A | Toledo | 85 | 68 | 144 | H | TCU | 92 | 59 |
| 17 | A | DePaul | 75 | 61 | 47 | H | Virginia | 82 | 74 | 92 | A | Virginia Tech | 76 | 59 | 160 | N | Louisiana | 91 | 51 |
| 23 | A | Tennessee | 69 | 71 | 50 | A | Iowa | 73 | 58 | | | | | | 163 | A | Boston College | 80 | 69 |
| | | | | | | | | | | | | | | | | | | | |
| | | | | | | | | | | | | | | | | | | | |
| | | | | | | | | | | | | | | | | | | | |
| | | | | | | | | | | | | | | | | | | | |
| | | | | | | | | | | | | | | | | | | | |
| | | | | | | | | | | | | | | | | | | | |
| | | | | | | | | | | | | | | | | | | | |
| | | | | | | | | | | | | | | | | | | | |
| | | | | | | | | | | | | | | | | | | | |
| | | | | | | | | | | | | | | | | | | | |
| | | | | | | | | | | | | | | | | | | | |
| | | | | | | | | | | | | | | | | | | | |
| | | | | | | | | | | | | | | | | | | | |
| | | | | | | | | | | | | | | | | | | | |
| | | | | | | | | | | | | | | | | | | | |
| | | | | | | | | | | | | | | | | | | | |
| | | | | | | | | | | | | | | | | | | | |
| | | | | | | | | | | | | | | | | | | | |
| | | | | | | | | | | | | | | | | | | | |
| | | | | | | | | | | | | | | | | | | | |
| | | | | | | | | | | | | | | | | | | | |
| | | | | | | | | | | | | | | | | | | | |
| | | | | | | | | | | | | | | | | | | | |
| | | | | | | | | | | | | | | | | | | | |
| | | | | | | | | | | | | | | | | | | | |
| | | | | | | | | | | | | | | | | | | | |
| | | | | | | | | | | | | | | | | | | | |
| | | | | | | | | | | | | | | | | | | | |
| | | | | | | | | | | | | | | | | | | | |
| | | | | | | | | | | | | | | | | | | | |
| | | | | | | | | | | | | | | | | | | | |
| | | | | | | | | | | | | | | | | | | | |
| | | | | | | | | | | | | | | | | | | | |
| | | | | | | | | | | | | | | | | | | | |
| | | | | | | | | | | | | | | | | | | | |
| | | | | | | | | | | | | | | | | | | | |
| | | | | | | | | | | | | | | | | | | | |
| | | | | | | | | | | | | | | | | | | | |
| | | | | | | | | | | | | | | | | | | | |
| | | | | | | | | | | | | | | | | | | | |
| | | | | | | | | | | | | | | | | | | | |
| | | | | | | | | | | | | | | | | | | | |
| | | | | | | | | | | | | | | | | | | | |
| | | | | | | | | | | | | | | | | | | | |
| | | | | | | | | | | | | | | | | | | | |
| | | | | | | | | | | | | | | | | | | | |
| | | | | | | | | | | | | | | | | | | | |
| | | | | | | | | | | | | | | | | | | | |
| | | | | | | | | | | | | | | | | | | | |
| | | | | | | | | | | | | | | | | | | | |
| | | | | | | | | | | | | | | | | | | | |
| | | | | | | | | | | | | | | | | | | | |
| | | | | | | | | | | | | | | | | | | | |
| | | | | | | | | | | | | | | | | | | | |
| | | | | | | | | | | | | | | | | | | | |
| | | | | | | | | | | | | | | | | | | | |
| | | | | | | | | | | | | | | | | | | | |
| | | | | | | | | | | | | | | | | | | | |
| | | | | | | | | | | | | | | | | | | | |
| | | | | | | | | | | | | | | | | | | | |
| | | | | | | | | | | | | | | | | | | | |
| | | | | | | | | | | | | | | | | | | | |
| | | | | | | | | | | | | | | | | | | | |
| | | | | | | | | | | | | | | | | | | | |
| | | | | | | | | | | | | | | | | | | | |
| | | | | | | | | | | | | | | | | | | | |
| | | | | | | | | | | | | | | | | | | | |
| | | | | | | | | | | | | | | | | | | | |
| | | | | | | | | | | | | | | | | | | | |
| | | | | | | | | | | | | | | | | | | | |
| | | | | | | | | | | | | | | | | | | | |
| | | | | | | | | | | | | | | | | | | | |
| | | | | | | | | | | | | | | | | | | | |
| | | | | | | | | | | | | | | | | | | | |
| | | | | | | | | | | | | | | | | | | | |
| | | | | | | | | | | | | | | | | | | | |
| | | | | | | | | | | | | | | | | | | | |
| | | | | | | | | | | | | | | | | | | | |
| | | | | | | | | | | | | | | | | | | | |
| | | | | | | | | | | | | | | | | | | | |
| | | | | | | | | | | | | | | | | | | | |
| | | | | | | | | | | | | | | | | | | | |
| | | | | | | | | | | | | | | | | | | | |
| | | | | | | | | | | | | | | | | | | | |
| | | | | | | | | | | | | | | | | | | | |
| | | | | | | | | | | | | | | | | | | | |
| | | | | | | | | | | | | | | | | | | | |
| | | | | | | | | | | | | | | | | | | | |
| | | | | | | | | | | | | | | | | | | | |
| | | | | | | | | | | | | | | | | | | | |
| | | | | | | | | | | | | | | | | | | | |
| | | | | | | | | | | | | | | | | | | | |
| | | | | | | | | | | | | | | | | | | | |
| | | | | | | | | | | | | | | | | | | | |
| | | | | | | | | | | | | | | | | | | | |
| | | | | | | | | | | | | | | | | | | | |
| | | | | | | | | | | | | | | | | | | | |
| | | | | | | | | | | | | | | | | | | | |
| | | | | | | | | | | | | | | | | | | | |
| | | | | | | | | | | | | | | | | | | | |
| | | | | | | | | | | | | | | | | | | | |
| | | | | | | | | | | | | | | | | | | | |
| | | | | | | | | | | | | | | | | | | | |
| | | | | | | | | | | | | | | | | | | | |
| | | | | | | | | | | | | | | | | | | | |
| | | | | | | | | | | | | | | | | | | | |
| | | | | | | | | | | | | | | | | | | | |
| | | | | | | | | | | | | | | | | | | | |
| | | | | | | | | | | | | | | | | | | | |
| | | | | | | | | | | | | | | | | | | | |
| | | | | | | | | | | | | | | | | | | | |
| | | | | | | | | | | | | | | | | | | | |
| | | | | | | | | | | | | | | | | | | | |
| | | | | | | | | | | | | | | | | | | | |
| | | | | | | | | | | | | | | | | | | | |
| | | | | | | | | | | | | | | | | | | | |
| | | | | | | | | | | | | | | | | | | | |
| | | | | | | | | | | | | | | | | | | | |
| | | | | | | | | | | | | | | | | | | | |
| | | | | | | | | | | | | | | | | | | | |
| | | | | | | | | | | | | | | | | | | | |
| | | | | | | | | | | | | | | | | | | | |
| | | | | | | | | | | | | | | | | | | | |
| | | | | | | | | | | | | | | | | | | | |
| | | | | | | | | | | | | | | | | | | | |
| | | | | | | | | | | | | | | | | | | | |
| | | | | | | | | | | | | | | | | | | | |
| | | | | | | | | | | | | | | | | | | | |
| | | | | | | | | | | | | | | | | | | | |
| | | | | | | | | | | | | | | | | | | | |
| | | | | | | | | | | | | | | | | | | | |
| | | | | | | | | | | | | | | | | | | | |
| | | | | | | | | | | | | | | | | | | | |
| | | | | | | | | | | | | | | | | | | | |
| | | | | | | | | | | | | | | | | | | | |
| | | | | | | | | | | | | | | | | | | | |
| | | | | | | | | | | | | | | | | | | | |
| | | | | | | | | | | | | | | | | | | | |
| | | | | | | | | | | | | | | | | | | | |
| | | | | | | | | | | | | | | | | | | | |
| | | | | | | | | | | | | | | | | | | | |
| | | | | | | | | | | | | | | | | | | | |
| | | | | | | | | | | | | | | | | | | | |
| | | | | | | | | | | | | | | | | | | | |
| | | | | | | | | | | | | | | | | | | | |
| | | | | | | | | | | | | | | | | | | | |
| | | | | | | | | | | | | | | | | | | | |
| | | | | | | | | | | | | | | | | | | | |
| | | | | | | | | | | | | | | | | | | | |
| | | | | | | | | | | | | | | | | | | | |
| | | | | | | | | | | | | | | | | | | | |
| | | | | | | | | | | | | | | | | | | | |
| | | | | | | | | | | | | | | | | | | | |
| | | | | | | | | | | | | | | | | | | | |
| | | | | | | | | | | | | | | | | | | | |
| | | | | | | | | | | | | | | | | | | | |
| | | | | | | | | | | | | | | | | | | | |
| | | | | | | | | | | | | | | | | | | | |
| | | | | | | | | | | | | | | | | | | | |
| | | | | | | | | | | | | | | | | | | | |
| | | | | | | | | | | | | | | | | | | | |
| | | | | | | | | | | | | | | | | | | | |
| | | | | | | | | | | | | | | | | | | | |
| | | | | | | | | | | | | | | | | | | | |
| | | | | | | | | | | | | | | | | | | | |
| | | | | | | | | | | | | | | | | | | | |
| | | | | | | | | | | | | | | | | | | | |
| | | | | | | | | | | | | | | | | | | | |
| | | | | | | | | | | | | | | | | | | | |
| | | | | | | | | | | | | | | | | | | | |
| | | | | | | | | | | | | | | | | | | | |
| | | | | | | | | | | | | | | | | | | | |
| | | | | | | | | | | | | | | | | | | | |
| | | | | | | | | | | | | | | | | | | | |
| | | | | | | | | | | | | | | | | | | | |
| | | | | | | | | | | | | | | | | | | | |
| | | | | | | | | | | | | | | | | | | | |
| | | | | | | | | | | | | | | | | | | | |
| | | | | | | | | | | | | | | | | | | | |
| | | | | | | | | | | | | | | | | | | | |
| | | | | | | | | | | | | | | | | | | | |
| | | | | | | | | | | | | | | | | | | | |
| | | | | | | | | | | | | | | | | | | | |
| | | | | | | | | | | | | | | | | | | | |
| | | | | | | | | | | | | | | | | | | | |
| | | | | | | | | | | | | | | | | | | | |
| | | | | | | | | | | | | | | | | | | | |
| | | | | | | | | | | | | | | | | | | | |
| | | | | | | | | | | | | | | | | | | | |
| | | | | | | | | | | | | | | | | | | | |
| | | | | | | | | | | | | | | | | | | | |
| | | | | | | | | | | | | | | | | | | | |
| | | | | | | | | | | | | | | | | | | | |
| | | | | | | | | | | | | | | | | | | | |
| | | | | | | | | | | | | | | | | | | | |
| | | | | | | | | | | | | | | | | | | | |
| | | | | | | | | | | | | | | | | | | | |
| | | | | | | | | | | | | | | | | | | | |
| | | | | | | | | | | | | | | | | | | | |
| | | | | | | | | | | | | | | | | | | | |
| | | | | | | | | | | | | | | | | | | | |
| | | | | | | | | | | | | | | | | | | | |
| | | | | | | | | | | | | | | | | | | | |
| | | | | | | | | | | | | | | | | | | | |
| | | | | | | | | | | | | | | | | | | | |
| | | | | | | | | | | | | | | | | | | | |
| | | | | | | | | | | | | | | | | | | | |
| | | | | | | | | | | | | | | | | | | | |
| | | | | | | | | | | | | | | | | | | | |
| | | | | | | | | | | | | | | | | | | | |
| | | | | | | | | | | | | | | | | | | | |
| | | | | | | | | | | | | | | | | | | | |
| | | | | | | | | | | | | | | | | | | | |
| | | | | | | | | | | | | | | | | | | | |
| | | | | | | | | | | | | | | | | | | | |
| | | | | | | | | | | | | | | | | | | | |
| | | | | | | | | | | | | | | | | | | | |
| | | | | | | | | | | | | | | | | | | | |
| | | | | | | | | | | | | | | | | | | | |
| | | | | | | | | | | | | | | | | | | | |
| | | | | | | | | | | | | | | | | | | | |
| | | | | | | | | | | | | | | | | | | | |
| | | | | | | | | | | | | | | | | | | | |
| | | | | | | | | | | | | | | | | | | | |
| | | | | | | | | | | | | | | | | | | | |
| | | | | | | | | | | | | | | | | | | | |
| | | | | | | | | | | | | | | | | | | | |
| | | | | | | | | | | | | | | | | | | | |
| | | | | | | | | | | | | | | | | | | | |
| | | | | | | | | | | | | | | | | | | | |
| | | | | | | | | | | | | | | | | | | | |
| | | | | | | | | | | | | | | | | | | | |
| | | | | | | | | | | | | | | | | | | | |
| | | | | | | | | | | | | | | | | | | | |
| | | | | | | | | | | | | | | | | | | | |
| | | | | | | | | | | | | | | | | | | | |
| | | | | | | | | | | | | | | | | | | | |
| | | | | | | | | | | | | | | | | | | | |
| | | | | | | | | | | | | | | | | | | | |
| | | | | | | | | | | | | | | | | | | | |
| | | | | | | | | | | | | | | | | | | | |
| | | | | | | | | | | | | | | | | | | | |
| | | | | | | | | | | | | | | | | | | | |
| | | | | | | | | | | | | | | | | | | | |
| | | | | | | | | | | | | | | | | | | | |
| | | | | | | | | | | | | | | | | | | | |
| | | | | | | | | | | | | | | | | | | | |
| | | | | | | | | | | | | | | | | | | | |
| | | | | | | | | | | | | | | | | | | | |
| | | | | | | | | | | | | | | | | | | | |
| | | | | | | | | | | | | | | | | | | | |
| | | | | | | | | | | | | | | | | | | | |
| | | | | | | | | | | | | | | | | | | | |
| | | | | | | | | | | | | | | | | | | | |
| | | | | | | | | | | | | | | | | | | | |
| | | | | | | | | | | | | | | | | | | | |
| | | | | | | | | | | | | | | | | | | | |
| | | | | | | | | | | | | | | | | | | | |
| | | | | | | | | | | | | | | | | | | | |
| | | | | | | | | | | | | | | | | | | | |
| | | | | | | | | | | | | | | | | | | | |
| | | | | | | | | | | | | | | | | | | | |
| | | | | | | | | | | | | | | | | | | | |
| | | | | | | | | | | | | | | | | | | | |
| | | | | | | | | | | | | | | | | | | | |
| | | | | | | | | | | | | | | | | | | | |
| | | | | | | | | | | | | | | | | | | | |
| | | | | | | | | | | | | | | | | | | | |
| | | | | | | | | | | | | | | | | | | | |
| | | | | | | | | | | | | | | | | | | | |
| | | | | | | | | | | | | | | | | | | | |
| | | | | | | | | | | | | | | | | | | | |
| | | | | | | | | | | | | | | | | | | | |
| | | | | | | | | | | | | | | | | | | | |
| | | | | | | | | | | | | | | | | | | | |
| | | | | | | | | | | | | | | | | | | | |
| | | | | | | | | | | | | | | | | | | | |
| | | | | | | | | | | | | | | | | | | | |
| | | | | | | | | | | | | | | | | | | | |
| | | | | | | | | | | | | | | | | | | | |
| | | | | | | | | | | | | | | | | | | | |
| | | | | | | | | | | | | | | | | | | | |
| | | | | | | | | | | | | | | | | | | | |
| | | | | | | | | | | | | | | | | | | | |
| | | | | | | | | | | | | | | | | | | | |
| | | | | | | | | | | | | | | | | | | | |
| | | | | | | | | | | | | | | | | | | | |
| | | | | | | | | | | | | | | | | | | | |
| | | | | | | | | | | | | | | | | | | | |
| | | | | | | | | | | | | | | | | | | | |
| | | | | | | | | | | | | | | | | | | | |
| | | | | | | | | | | | | | | | | | | | |
| | | | | | | | | | | | | | | | | | | | |
| | | | | | | | | | | | | | | | | | | | |
| | | | | | | | | | | | | | | | | | | | |
| | | | | | | | | | | | | | | | | | | | |
| | | | | | | | | | | | | | | | | | | | |
| | | | | | | | | | | | | | | | | | | | |
| | | | | | | | | | | | | | | | | | | | |
| | | | | | | | | | | | | | | | | | | | |
| | | | | | | | | | | | | | | | | | | | |
| | | | | | | | | | | | | | | | | | | | |
| | | | | | | | | | | | | | | | | | | | |
| | | | | | | | | | | | | | | | | | | | |
| | | | | | | | | | | | | | | | | | | | |
| | | | | | | | | | | | | | | | | | | | |
| | | | | | | | | | | | | | | | | | | | |
| | | | | | | | | | | | | | | | | | | | |
| | | | | | | | | | | | | | | | | | | | |
| | | | | | | | | | | | | | | | | | | | |
| | | | | | | | | | | | | | | | | | | | |
| | | | | | | | | | | | | | | | | | | | |
| | | | | | | | | | | | | | | | | | | | |
| | | | | | | | | | | | | | | | | | | | |
| | | | | | | | | | | | | | | | | | | | |
| | | | | | | | | | | | | | | | | | | | |
| | | | | | | | | | | | | | | | | | | | |
| | | | | | | | | | | | | | | | | | | | |
| | | | | | | | | | | | | | | | | | | | |
| | | | | | | | | | | | | | | | | | | | |
| | | | | | | | | | | | | | | | | | | | |
| | | | | | | | | | | | | | | | | | | | |
| | | | | | | | | | | | | | | | | | | | |
| | | | | | | | | | | | | | | | | | | | |
| | | | | | | | | | | | | | | | | | | | |
| | | | | | | | | | | | | | | | | | | | |
| | | | | | | | | | | | | | | | | | | | |
| | | | | | | | | | | | | | | | | | | | |
| | | | | | | | | | | | | | | | | | | | |
| | | | | | | | | | | | | | | | | | | | |
| | | | | | | | | | | | | | | | | | | | |
| | | | | | | | | | | | | | | | | | | | |
| | | | | | | | | | | | | | | | | | | | |
| | | | | | | | | | | | | | | | | | | | |

Non-Div I Games:

Notre Dame

■ Loss, ■ Non-Conf, S Site, H Home A Away N Neutral

Oakland

Through Games Of Feb. 25, 2017

| | | | | | | | | | | |
|-------------------|----------|-----------|----------------|------------|-------------|---------------|------|------|-------|-----------|
| Average RPI Win: | 263 | WON-LOST | WINNING | LAST 10 | STRENGTH OF | OPP. STRENGTH | TEAM | ADJ. | CONF. | ADJ CONF. |
| Average RPI Loss: | 98 | RECORD | PCT. RANK | GAMES | SCHEDULE | OF SCHEDULE | RPI | RPI | RPI | RPI |
| DIV. I ONLY | 16- 11 | 120 | 8- 2 | 218 | 201 | 145 | 145 | 19 | 19 | |
| DIV. I NON-CONF. | 4- 5 | 198 | 0- 0 | 237 | 87 | 189 | 189 | 21 | 21 | |
| TOTALS | RPI 1-25 | RPI 26-50 | W-L RECORDS | RPI 51-100 | RPI 101-150 | RPI 150+ | | | | |
| 16- 11 | 0- 0 | 1- 5 | OVERALL | 0- 0 | 0- 3 | 15- 3 | | | | |
| 8- 4 | 0- 0 | 1- 0 | HOME | 0- 0 | 0- 2 | 7- 2 | | | | |
| 8- 7 | 0- 0 | 0- 5 | AWAY | 0- 0 | 0- 1 | 8- 1 | | | | |
| 0- 0 | 0- 0 | 0- 0 | NEUTRAL | 0- 0 | 0- 0 | 0- 0 | | | | |
| 4- 5 | 0- 0 | 0- 4 | NON-CONFERENCE | 0- 0 | 0- 1 | 4- 0 | | | | |
| 2- 1 | 0- 0 | 0- 0 | HOME | 0- 0 | 0- 1 | 2- 0 | | | | |
| 2- 4 | 0- 0 | 0- 4 | AWAY | 0- 0 | 0- 0 | 2- 0 | | | | |
| 0- 0 | 0- 0 | 0- 0 | NEUTRAL | 0- 0 | 0- 0 | 0- 0 | | | | |
| 12- 6 | 0- 0 | 1- 1 | CONFERENCE | 0- 0 | 0- 2 | 11- 3 | | | | |
| 6- 3 | 0- 0 | 1- 0 | HOME | 0- 0 | 0- 1 | 5- 2 | | | | |
| 6- 3 | 0- 0 | 0- 1 | AWAY | 0- 0 | 0- 1 | 6- 1 | | | | |
| 0- 0 | 0- 0 | 0- 0 | NEUTRAL | 0- 0 | 0- 0 | 0- 0 | | | | |

| RPI 1-25 | | | | RPI 26-50 | | | | RPI 51-100 | | | | RPI 101+ Team's RPI: 145 | | | |
|---------------------------|---|----------|-------|-----------|---|----------------|--------|------------|---|----------|-------|--------------------------|---|------------------|--------|
| RPI | S | Opponent | Score | RPI | S | Opponent | Score | RPI | S | Opponent | Score | RPI | S | Opponent | Score |
| | | | | 27 | A | Green Bay | 47 89 | | | | | 110 | H | Ball St. | 59 66 |
| | | | | 27 | H | Green Bay | 74 71 | | | | | 139 | A | Wright St. | 66 84 |
| | | | | 39 | A | Michigan St. | 74 81 | | | | | 139 | H | Wright St. | 61 73 |
| | | | | 40 | A | Michigan | 63 101 | | | | | 158 | A | Milwaukee | 75 73 |
| | | | | 41 | A | Central Mich. | 67 70 | | | | | 158 | H | Milwaukee | 77 63 |
| | | | | 44 | A | Indiana | 59 84 | | | | | 162 | A | Detroit Mercy | 61 71 |
| | | | | | | | | | | | | 162 | H | Detroit Mercy | 71 80 |
| | | | | | | | | | | | | 180 | A | Cleveland St. | 93 79 |
| | | | | | | | | | | | | 180 | H | Cleveland St. | 62 74 |
| | | | | | | | | | | | | 284 | H | Vermont | 79 55 |
| | | | | | | | | | | | | 285 | A | Northern Ky. | 61 47 |
| | | | | | | | | | | | | 285 | H | Northern Ky. | 86 66 |
| | | | | | | | | | | | | 294 | H | North Dakota St. | 95 66 |
| | | | | | | | | | | | | 301 | A | Valparaiso | 98 60 |
| | | | | | | | | | | | | 301 | H | Valparaiso | 104 63 |
| | | | | | | | | | | | | 312 | A | Youngstown St. | 80 58 |
| | | | | | | | | | | | | 312 | H | Youngstown St. | 80 54 |
| | | | | | | | | | | | | 317 | A | Fort Wayne | 82 61 |
| | | | | | | | | | | | | 323 | A | Ill.-Chicago | 78 50 |
| | | | | | | | | | | | | 323 | H | Ill.-Chicago | 81 58 |
| | | | | | | | | | | | | 340 | A | Chicago St. | 80 60 |
| LAST 12 Division I GAMES: | | | | | | | | | | | | | | | |
| | | | | 180 | A | Cleveland St. | 93 79 | | | | | 158 | H | Milwaukee | 77 63 |
| | | | | 312 | A | Youngstown St. | 80 58 | | | | | 27 | H | Green Bay | 74 71 |
| | | | | 285 | H | Northern Ky. | 86 66 | | | | | 139 | A | Wright St. | 66 84 |
| | | | | 323 | A | Ill.-Chicago | 78 50 | | | | | 285 | A | Northern Ky. | 61 47 |
| | | | | 301 | A | Valparaiso | 98 60 | | | | | 312 | H | Youngstown St. | 80 54 |
| | | | | 162 | A | Detroit Mercy | 61 71 | | | | | 180 | H | Cleveland St. | 62 74 |

Non-Div I Games: Concordia (MI) 99 32 Marygrove 126 31

Oakland

Loss, Non-Conf, S Site, H Home A Away N Neutral

| Average RPI Win: 184 | | WON-LOST | WINNING | LAST 10 | STRENGTH OF | OPP. STRENGTH | TEAM | ADJ. | CONF. | ADJ CONF. |
|----------------------|----------|-----------|-----------|----------------|-------------|---------------|-------------|------|----------|-----------|
| Average RPI Loss: 99 | | RECORD | PCT. RANK | GAMES | SCHEDULE | OF SCHEDULE | RPI | RPI | RPI | RPI |
| DIV. I ONLY | | 19- 8 | 67 | 6- 4 | 89 | 127 | 51 | 51 | 10 | 10 |
| DIV. I NON-CONF. | | 9- 2 | 37 | 0- 0 | 173 | 211 | 53 | 53 | 11 | 11 |
| TOTALS | RPI 1-25 | RPI 26-50 | | W-L RECORDS | | RPI 51-100 | RPI 101-150 | | RPI 150+ | |
| 19- 8 | 0- 0 | 0- 3 | | OVERALL | | 5- 2 | 2- 2 | | 12- 1 | |
| 11- 2 | 0- 0 | 0- 1 | | HOME | | 2- 0 | 1- 1 | | 8- 0 | |
| 8- 6 | 0- 0 | 0- 2 | | AWAY | | 3- 2 | 1- 1 | | 4- 1 | |
| 0- 0 | 0- 0 | 0- 0 | | NEUTRAL | | 0- 0 | 0- 0 | | 0- 0 | |
| 9- 2 | 0- 0 | 0- 1 | | NON-CONFERENCE | | 2- 0 | 1- 0 | | 6- 1 | |
| 6- 0 | 0- 0 | 0- 0 | | HOME | | 0- 0 | 1- 0 | | 5- 0 | |
| 3- 2 | 0- 0 | 0- 1 | | AWAY | | 2- 0 | 0- 0 | | 1- 1 | |
| 0- 0 | 0- 0 | 0- 0 | | NEUTRAL | | 0- 0 | 0- 0 | | 0- 0 | |
| 10- 6 | 0- 0 | 0- 2 | | CONFERENCE | | 3- 2 | 1- 2 | | 6- 0 | |
| 5- 2 | 0- 0 | 0- 1 | | HOME | | 2- 0 | 0- 1 | | 3- 0 | |
| 5- 4 | 0- 0 | 0- 1 | | AWAY | | 1- 2 | 1- 1 | | 3- 0 | |
| 0- 0 | 0- 0 | 0- 0 | | NEUTRAL | | 0- 0 | 0- 0 | | 0- 0 | |

| RPI 1-25 | | | | RPI 26-50 | | | | RPI 51-100 | | | | Team's RPI: 51 | | | | RPI 101+ | | | |
|---------------------------|---|----------|-------|-----------|---|---------------|-------|------------|---|---------------|-------|----------------|---|---------------|-------|----------|---|----------|-------|
| RPI | S | Opponent | Score | RPI | S | Opponent | Score | RPI | S | Opponent | Score | RPI | S | Opponent | Score | RPI | S | Opponent | Score |
| | | | | 40 | A | Michigan | 46 69 | 62 | A | IUPUI | 71 65 | 108 | A | Kent St. | 77 83 | | | | |
| | | | | 41 | A | Central Mich. | 59 64 | 75 | A | Middle Tenn. | 73 52 | 108 | H | Kent St. | 65 68 | | | | |
| | | | | 41 | H | Central Mich. | 64 70 | 82 | A | Northern Ill. | 80 88 | 110 | A | Ball St. | 72 68 | | | | |
| | | | | | | | | 85 | A | Toledo | 64 55 | 136 | H | Duquesne | 64 46 | | | | |
| | | | | | | | | 85 | H | Toledo | 61 55 | 178 | H | Western Mich. | 80 67 | | | | |
| | | | | | | | | 94 | A | Buffalo | 54 65 | 206 | H | Binghamton | 63 55 | | | | |
| | | | | | | | | 94 | H | Buffalo | 83 55 | 208 | H | Illinois | 80 68 | | | | |
| | | | | | | | | | | | | 232 | A | Miami (OH) | 79 62 | | | | |
| | | | | | | | | | | | | 232 | H | Miami (OH) | 77 63 | | | | |
| | | | | | | | | | | | | 234 | H | UT Martin | 72 55 | | | | |
| | | | | | | | | | | | | 236 | A | High Point | 76 48 | | | | |
| | | | | | | | | | | | | 241 | A | Akron | 85 69 | | | | |
| | | | | | | | | | | | | 243 | A | Bowling Green | 69 58 | | | | |
| | | | | | | | | | | | | 264 | H | Murray St. | 79 70 | | | | |
| | | | | | | | | | | | | 281 | A | N.C. A&T | 57 63 | | | | |
| | | | | | | | | | | | | 285 | H | Northern Ky. | 58 41 | | | | |
| | | | | | | | | | | | | 286 | H | Eastern Mich. | 68 51 | | | | |
| LAST 12 Division I GAMES: | | | | | | | | | | | | | | | | | | | |
| | | | | 232 | H | Miami (OH) | 77 63 | 41 | A | Central Mich. | 59 64 | | | | | | | | |
| | | | | 94 | A | Buffalo | 54 65 | 232 | A | Miami (OH) | 79 62 | | | | | | | | |
| | | | | 108 | A | Kent St. | 77 83 | 178 | H | Western Mich. | 80 67 | | | | | | | | |
| | | | | 41 | H | Central Mich. | 64 70 | 286 | H | Eastern Mich. | 68 51 | | | | | | | | |
| | | | | 110 | A | Ball St. | 72 68 | 85 | A | Toledo | 64 55 | | | | | | | | |
| | | | | 85 | H | Toledo | 61 55 | 108 | H | Kent St. | 65 68 | | | | | | | | |

Non-Div I Games:

Ohio

■ Loss, ■ Non-Conf, S Site, H Home A Away N Neutral

| Average RPI Win: 147 | | WON-LOST | WINNING | LAST 10 | STRENGTH OF | OPP. STRENGTH | TEAM | ADJ. | CONF. | ADJ CONF. |
|----------------------|----------|----------|-----------|---------|----------------|---------------|-------------|------|----------|-----------|
| Average RPI Loss: 13 | | RECORD | PCT. RANK | GAMES | SCHEDULE | OF SCHEDULE | RPI | RPI | RPI | RPI |
| DIV. I ONLY | | 24- 5 | 13 | 10- 0 | 61 | 49 | 25 | 25 | 6 | 6 |
| DIV. I NON-CONF. | | 10- 4 | 80 | 0- 0 | 52 | 58 | 67 | 67 | 6 | 6 |
| TOTALS | RPI 1-25 | | RPI 26-50 | | W-L RECORDS | RPI 51-100 | RPI 101-150 | | RPI 150+ | |
| 24- 5 | 1- 4 | | 4- 1 | | OVERALL | 5- 0 | 3- 0 | | 11- 0 | |
| 16- 2 | 1- 2 | | 2- 0 | | HOME | 2- 0 | 2- 0 | | 9- 0 | |
| 6- 2 | 0- 1 | | 1- 1 | | AWAY | 3- 0 | 0- 0 | | 2- 0 | |
| 2- 1 | 0- 1 | | 1- 0 | | NEUTRAL | 0- 0 | 1- 0 | | 0- 0 | |
| 10- 4 | 0- 4 | | 1- 0 | | NON-CONFERENCE | 0- 0 | 3- 0 | | 6- 0 | |
| 8- 2 | 0- 2 | | 0- 0 | | HOME | 0- 0 | 2- 0 | | 6- 0 | |
| 0- 1 | 0- 1 | | 0- 0 | | AWAY | 0- 0 | 0- 0 | | 0- 0 | |
| 2- 1 | 0- 1 | | 1- 0 | | NEUTRAL | 0- 0 | 1- 0 | | 0- 0 | |
| 14- 1 | 1- 0 | | 3- 1 | | CONFERENCE | 5- 0 | 0- 0 | | 5- 0 | |
| 8- 0 | 1- 0 | | 2- 0 | | HOME | 2- 0 | 0- 0 | | 3- 0 | |
| 6- 1 | 0- 0 | | 1- 1 | | AWAY | 3- 0 | 0- 0 | | 2- 0 | |
| 0- 0 | 0- 0 | | 0- 0 | | NEUTRAL | 0- 0 | 0- 0 | | 0- 0 | |

| RPI 1-25 | | | | Team's RPI: 25 | | RPI 26-50 | | | | RPI 51-100 | | | | RPI 101+ | | | | | |
|----------|---|----------------|-------|----------------|-----|-----------|--------------|-------|----|------------|---|--------------|-------|----------|-----|---|---------------|-------|----|
| RPI | S | Opponent | Score | | RPI | S | Opponent | Score | | RPI | S | Opponent | Score | | RPI | S | Opponent | Score | |
| 1 | A | UConn | 63 | 82 | 31 | N | Syracuse | 77 | 72 | 71 | A | Northwestern | 94 | 87 | 106 | N | FGCU | 79 | 66 |
| 4 | H | South Carolina | 80 | 92 | 39 | A | Michigan St. | 75 | 94 | 78 | A | Minnesota | 88 | 76 | 136 | H | Duquesne | 89 | 69 |
| 6 | N | Baylor | 68 | 85 | 40 | H | Michigan | 96 | 87 | 78 | H | Minnesota | 87 | 62 | 143 | H | Cincinnati | 80 | 38 |
| 16 | H | Miami (FL) | 89 | 94 | 44 | A | Indiana | 92 | 82 | 79 | H | Penn St. | 87 | 72 | 180 | H | Cleveland St. | 96 | 78 |
| 21 | H | Maryland | 98 | 87 | 50 | H | Iowa | 88 | 81 | 83 | A | Purdue | 61 | 56 | 187 | A | Nebraska | 87 | 69 |
| | | | | | | | | | | | | | | | | | | | |
| | | | | | | | | | | | | | | | | | | | |
| | | | | | | | | | | | | | | | | | | | |
| | | | | | | | | | | | | | | | | | | | |
| | | | | | | | | | | | | | | | | | | | |
| | | | | | | | | | | | | | | | | | | | |
| | | | | | | | | | | | | | | | | | | | |
| | | | | | | | | | | | | | | | | | | | |
| | | | | | | | | | | | | | | | | | | | |
| | | | | | | | | | | | | | | | | | | | |
| | | | | | | | | | | | | | | | | | | | |
| | | | | | | | | | | | | | | | | | | | |
| | | | | | | | | | | | | | | | | | | | |
| | | | | | | | | | | | | | | | | | | | |
| | | | | | | | | | | | | | | | | | | | |
| | | | | | | | | | | | | | | | | | | | |
| | | | | | | | | | | | | | | | | | | | |
| | | | | | | | | | | | | | | | | | | | |
| | | | | | | | | | | | | | | | | | | | |
| | | | | | | | | | | | | | | | | | | | |
| | | | | | | | | | | | | | | | | | | | |
| | | | | | | | | | | | | | | | | | | | |
| | | | | | | | | | | | | | | | | | | | |
| | | | | | | | | | | | | | | | | | | | |
| | | | | | | | | | | | | | | | | | | | |
| | | | | | | | | | | | | | | | | | | | |
| | | | | | | | | | | | | | | | | | | | |
| | | | | | | | | | | | | | | | | | | | |
| | | | | | | | | | | | | | | | | | | | |
| | | | | | | | | | | | | | | | | | | | |
| | | | | | | | | | | | | | | | | | | | |
| | | | | | | | | | | | | | | | | | | | |
| | | | | | | | | | | | | | | | | | | | |
| | | | | | | | | | | | | | | | | | | | |
| | | | | | | | | | | | | | | | | | | | |
| | | | | | | | | | | | | | | | | | | | |
| | | | | | | | | | | | | | | | | | | | |
| | | | | | | | | | | | | | | | | | | | |
| | | | | | | | | | | | | | | | | | | | |
| | | | | | | | | | | | | | | | | | | | |
| | | | | | | | | | | | | | | | | | | | |
| | | | | | | | | | | | | | | | | | | | |
| | | | | | | | | | | | | | | | | | | | |
| | | | | | | | | | | | | | | | | | | | |
| | | | | | | | | | | | | | | | | | | | |
| | | | | | | | | | | | | | | | | | | | |
| | | | | | | | | | | | | | | | | | | | |
| | | | | | | | | | | | | | | | | | | | |
| | | | | | | | | | | | | | | | | | | | |
| | | | | | | | | | | | | | | | | | | | |
| | | | | | | | | | | | | | | | | | | | |
| | | | | | | | | | | | | | | | | | | | |
| | | | | | | | | | | | | | | | | | | | |
| | | | | | | | | | | | | | | | | | | | |
| | | | | | | | | | | | | | | | | | | | |
| | | | | | | | | | | | | | | | | | | | |
| | | | | | | | | | | | | | | | | | | | |
| | | | | | | | | | | | | | | | | | | | |
| | | | | | | | | | | | | | | | | | | | |
| | | | | | | | | | | | | | | | | | | | |
| | | | | | | | | | | | | | | | | | | | |
| | | | | | | | | | | | | | | | | | | | |
| | | | | | | | | | | | | | | | | | | | |
| | | | | | | | | | | | | | | | | | | | |
| | | | | | | | | | | | | | | | | | | | |
| | | | | | | | | | | | | | | | | | | | |
| | | | | | | | | | | | | | | | | | | | |
| | | | | | | | | | | | | | | | | | | | |
| | | | | | | | | | | | | | | | | | | | |
| | | | | | | | | | | | | | | | | | | | |
| | | | | | | | | | | | | | | | | | | | |
| | | | | | | | | | | | | | | | | | | | |
| | | | | | | | | | | | | | | | | | | | |
| | | | | | | | | | | | | | | | | | | | |
| | | | | | | | | | | | | | | | | | | | |
| | | | | | | | | | | | | | | | | | | | |
| | | | | | | | | | | | | | | | | | | | |
| | | | | | | | | | | | | | | | | | | | |
| | | | | | | | | | | | | | | | | | | | |
| | | | | | | | | | | | | | | | | | | | |
| | | | | | | | | | | | | | | | | | | | |
| | | | | | | | | | | | | | | | | | | | |
| | | | | | | | | | | | | | | | | | | | |
| | | | | | | | | | | | | | | | | | | | |
| | | | | | | | | | | | | | | | | | | | |
| | | | | | | | | | | | | | | | | | | | |
| | | | | | | | | | | | | | | | | | | | |
| | | | | | | | | | | | | | | | | | | | |
| | | | | | | | | | | | | | | | | | | | |
| | | | | | | | | | | | | | | | | | | | |
| | | | | | | | | | | | | | | | | | | | |
| | | | | | | | | | | | | | | | | | | | |
| | | | | | | | | | | | | | | | | | | | |
| | | | | | | | | | | | | | | | | | | | |
| | | | | | | | | | | | | | | | | | | | |
| | | | | | | | | | | | | | | | | | | | |
| | | | | | | | | | | | | | | | | | | | |
| | | | | | | | | | | | | | | | | | | | |
| | | | | | | | | | | | | | | | | | | | |
| | | | | | | | | | | | | | | | | | | | |
| | | | | | | | | | | | | | | | | | | | |
| | | | | | | | | | | | | | | | | | | | |
| | | | | | | | | | | | | | | | | | | | |
| | | | | | | | | | | | | | | | | | | | |
| | | | | | | | | | | | | | | | | | | | |
| | | | | | | | | | | | | | | | | | | | |
| | | | | | | | | | | | | | | | | | | | |
| | | | | | | | | | | | | | | | | | | | |
| | | | | | | | | | | | | | | | | | | | |
| | | | | | | | | | | | | | | | | | | | |
| | | | | | | | | | | | | | | | | | | | |
| | | | | | | | | | | | | | | | | | | | |
| | | | | | | | | | | | | | | | | | | | |
| | | | | | | | | | | | | | | | | | | | |
| | | | | | | | | | | | | | | | | | | | |
| | | | | | | | | | | | | | | | | | | | |
| | | | | | | | | | | | | | | | | | | | |
| | | | | | | | | | | | | | | | | | | | |
| | | | | | | | | | | | | | | | | | | | |
| | | | | | | | | | | | | | | | | | | | |
| | | | | | | | | | | | | | | | | | | | |
| | | | | | | | | | | | | | | | | | | | |
| | | | | | | | | | | | | | | | | | | | |
| | | | | | | | | | | | | | | | | | | | |
| | | | | | | | | | | | | | | | | | | | |
| | | | | | | | | | | | | | | | | | | | |
| | | | | | | | | | | | | | | | | | | | |
| | | | | | | | | | | | | | | | | | | | |
| | | | | | | | | | | | | | | | | | | | |
| | | | | | | | | | | | | | | | | | | | |
| | | | | | | | | | | | | | | | | | | | |
| | | | | | | | | | | | | | | | | | | | |
| | | | | | | | | | | | | | | | | | | | |
| | | | | | | | | | | | | | | | | | | | |
| | | | | | | | | | | | | | | | | | | | |
| | | | | | | | | | | | | | | | | | | | |
| | | | | | | | | | | | | | | | | | | | |
| | | | | | | | | | | | | | | | | | | | |
| | | | | | | | | | | | | | | | | | | | |
| | | | | | | | | | | | | | | | | | | | |
| | | | | | | | | | | | | | | | | | | | |
| | | | | | | | | | | | | | | | | | | | |
| | | | | | | | | | | | | | | | | | | | |
| | | | | | | | | | | | | | | | | | | | |
| | | | | | | | | | | | | | | | | | | | |
| | | | | | | | | | | | | | | | | | | | |
| | | | | | | | | | | | | | | | | | | | |
| | | | | | | | | | | | | | | | | | | | |
| | | | | | | | | | | | | | | | | | | | |
| | | | | | | | | | | | | | | | | | | | |
| | | | | | | | | | | | | | | | | | | | |
| | | | | | | | | | | | | | | | | | | | |
| | | | | | | | | | | | | | | | | | | | |
| | | | | | | | | | | | | | | | | | | | |
| | | | | | | | | | | | | | | | | | | | |
| | | | | | | | | | | | | | | | | | | | |
| | | | | | | | | | | | | | | | | | | | |
| | | | | | | | | | | | | | | | | | | | |
| | | | | | | | | | | | | | | | | | | | |
| | | | | | | | | | | | | | | | | | | | |
| | | | | | | | | | | | | | | | | | | | |
| | | | | | | | | | | | | | | | | | | | |
| | | | | | | | | | | | | | | | | | | | |
| | | | | | | | | | | | | | | | | | | | |
| | | | | | | | | | | | | | | | | | | | |
| | | | | | | | | | | | | | | | | | | | |
| | | | | | | | | | | | | | | | | | | | |
| | | | | | | | | | | | | | | | | | | | |
| | | | | | | | | | | | | | | | | | | | |
| | | | | | | | | | | | | | | | | | | | |
| | | | | | | | | | | | | | | | | | | | |
| | | | | | | | | | | | | | | | | | | | |
| | | | | | | | | | | | | | | | | | | | |
| | | | | | | | | | | | | | | | | | | | |
| | | | | | | | | | | | | | | | | | | | |
| | | | | | | | | | | | | | | | | | | | |
| | | | | | | | | | | | | | | | | | | | |
| | | | | | | | | | | | | | | | | | | | |
| | | | | | | | | | | | | | | | | | | | |
| | | | | | | | | | | | | | | | | | | | |
| | | | | | | | | | | | | | | | | | | | |
| | | | | | | | | | | | | | | | | | | | |
| | | | | | | | | | | | | | | | | | | | |
| | | | | | | | | | | | | | | | | | | | |
| | | | | | | | | | | | | | | | | | | | |
| | | | | | | | | | | | | | | | | | | | |
| | | | | | | | | | | | | | | | | | | | |
| | | | | | | | | | | | | | | | | | | | |
| | | | | | | | | | | | | | | | | | | | |
| | | | | | | | | | | | | | | | | | | | |
| | | | | | | | | | | | | | | | | | | | |
| | | | | | | | | | | | | | | | | | | | |
| | | | | | | | | | | | | | | | | | | | |
| | | | | | | | | | | | | | | | | | | | |
| | | | | | | | | | | | | | | | | | | | |
| | | | | | | | | | | | | | | | | | | | |
| | | | | | | | | | | | | | | | | | | | |
| | | | | | | | | | | | | | | | | | | | |
| | | | | | | | | | | | | | | | | | | | |
| | | | | | | | | | | | | | | | | | | | |
| | | | | | | | | | | | | | | | | | | | |
| | | | | | | | | | | | | | | | | | | | |
| | | | | | | | | | | | | | | | | | | | |
| | | | | | | | | | | | | | | | | | | | |
| | | | | | | | | | | | | | | | | | | | |
| | | | | | | | | | | | | | | | | | | | |
| | | | | | | | | | | | | | | | | | | | |
| | | | | | | | | | | | | | | | | | | | |
| | | | | | | | | | | | | | | | | | | | |
| | | | | | | | | | | | | | | | | | | | |
| | | | | | | | | | | | | | | | | | | | |
| | | | | | | | | | | | | | | | | | | | |
| | | | | | | | | | | | | | | | | | | | |
| | | | | | | | | | | | | | | | | | | | |
| | | | | | | | | | | | | | | | | | | | |
| | | | | | | | | | | | | | | | | | | | |
| | | | | | | | | | | | | | | | | | | | |
| | | | | | | | | | | | | | | | | | | | |
| | | | | | | | | | | | | | | | | | | | |
| | | | | | | | | | | | | | | | | | | | |
| | | | | | | | | | | | | | | | | | | | |
| | | | | | | | | | | | | | | | | | | | |
| | | | | | | | | | | | | | | | | | | | |
| | | | | | | | | | | | | | | | | | | | |
| | | | | | | | | | | | | | | | | | | | |
| | | | | | | | | | | | | | | | | | | | |
| | | | | | | | | | | | | | | | | | | | |
| | | | | | | | | | | | | | | | | | | | |
| | | | | | | | | | | | | | | | | | | | |
| | | | | | | | | | | | | | | | | | | | |
| | | | | | | | | | | | | | | | | | | | |
| | | | | | | | | | | | | | | | | | | | |
| | | | | | | | | | | | | | | | | | | | |
| | | | | | | | | | | | | | | | | | | | |
| | | | | | | | | | | | | | | | | | | | |
| | | | | | | | | | | | | | | | | | | | |
| | | | | | | | | | | | | | | | | | | | |
| | | | | | | | | | | | | | | | | | | | |
| | | | | | | | | | | | | | | | | | | | |
| | | | | | | | | | | | | | | | | | | | |
| | | | | | | | | | | | | | | | | | | | |
| | | | | | | | | | | | | | | | | | | | |
| | | | | | | | | | | | | | | | | | | | |
| | | | | | | | | | | | | | | | | | | | |
| | | | | | | | | | | | | | | | | | | | |
| | | | | | | | | | | | | | | | | | | | |
| | | | | | | | | | | | | | | | | | | | |
| | | | | | | | | | | | | | | | | | | | |
| | | | | | | | | | | | | | | | | | | | |
| | | | | | | | | | | | | | | | | | | | |
| | | | | | | | | | | | | | | | | | | | |
| | | | | | | | | | | | | | | | | | | | |
| | | | | | | | | | | | | | | | | | | | |
| | | | | | | | | | | | | | | | | | | | |
| | | | | | | | | | | | | | | | | | | | |
| | | | | | | | | | | | | | | | | | | | |
| | | | | | | | | | | | | | | | | | | | |
| | | | | | | | | | | | | | | | | | | | |
| | | | | | | | | | | | | | | | | | | | |
| | | | | | | | | | | | | | | | | | | | |
| | | | | | | | | | | | | | | | | | | | |
| | | | | | | | | | | | | | | | | | | | |
| | | | | | | | | | | | | | | | | | | | |
| | | | | | | | | | | | | | | | | | | | |
| | | | | | | | | | | | | | | | | | | | |
| | | | | | | | | | | | | | | | | | | | |
| | | | | | | | | | | | | | | | | | | | |
| | | | | | | | | | | | | | | | | | | | |
| | | | | | | | | | | | | | | | | | | | |
| | | | | | | | | | | | | | | | | | | | |
| | | | | | | | | | | | | | | | | | | | |
| | | | | | | | | | | | | | | | | | | | |
| | | | | | | | | | | | | | | | | | | | |
| | | | | | | | | | | | | | | | | | | | |
| | | | | | | | | | | | | | | | | | | | |
| | | | | | | | | | | | | | | | | | | | |
| | | | | | | | | | | | | | | | | | | | |
| | | | | | | | | | | | | | | | | | | | |
| | | | | | | | | | | | | | | | | | | | |
| | | | | | | | | | | | | | | | | | | | |
| | | | | | | | | | | | | | | | | | | | |
| | | | | | | | | | | | | | | | | | | | |
| | | | | | | | | | | | | | | | | | | | |
| | | | | | | | | | | | | | | | | | | | |
| | | | | | | | | | | | | | | | | | | | |
| | | | | | | | | | | | | | | | | | | | |
| | | | | | | | | | | | | | | | | | | | |
| | | | | | | | | | | | | | | | | | | | |
| | | | | | | | | | | | | | | | | | | | |
| | | | | | | | | | | | | | | | | | | | |
| | | | | | | | | | | | | | | | | | | | |
| | | | | | | | | | | | | | | | | | | | |
| | | | | | | | | | | | | | | | | | | | |
| | | | | | | | | | | | | | | | | | | | |
| | | | | | | | | | | | | | | | | | | | |
| | | | | | | | | | | | | | | | | | | | |
| | | | | | | | | | | | | | | | | | | | |
| | | | | | | | | | | | | | | | | | | | |
| | | | | | | | | | | | | | | | | | | | |
| | | | | | | | | | | | | | | | | | | | |
| | | | | | | | | | | | | | | | | | | | |
| | | | | | | | | | | | | | | | | | | | |
| | | | | | | | | | | | | | | | | | | | |
| | | | | | | | | | | | | | | | | | | | |
| | | | | | | | | | | | | | | | | | | | |
| | | | | | | | | | | | | | | | | | | | |
| | | | | | | | | | | | | | | | | | | | |
| | | | | | | | | | | | | | | | | | | | |
| | | | | | | | | | | | | | | | | | | | |
| | | | | | | | | | | | | | | | | | | | |
| | | | | | | | | | | | | | | | | | | | |
| | | | | | | | | | | | | | | | | | | | |
| | | | | | | | | | | | | | | | | | | | |
| | | | | | | | | | | | | | | | | | | | |
| | | | | | | | | | | | | | | | | | | | |
| | | | | | | | | | | | | | | | | | | | |
| | | | | | | | | | | | | | | | | | | | |
| | | | | | | | | | | | | | | | | | | | |
| | | | | | | | | | | | | | | | | | | | |
| | | | | | | | | | | | | | | | | | | | |
| | | | | | | | | | | | | | | | | | | | |
| | | | | | | | | | | | | | | | | | | | |
| | | | | | | | | | | | | | | | | | | | |
| | | | | | | | | | | | | | | | | | | | |
| | | | | | | | | | | | | | | | | | | | |
| | | | | | | | | | | | | | | | | | | | |
| | | | | | | | | | | | | | | | | | | | |
| | | | | | | | | | | | | | | | | | | | |
| | | | | | | | | | | | | | | | | | | | |
| | | | | | | | | | | | | | | | | | | | |
| | | | | | | | | | | | | | | | | | | | |
| | | | | | | | | | | | | | | | | | | | |
| | | | | | | | | | | | | | | | | | | | |
| | | | | | | | | | | | | | | | | | | | |
| | | | | | | | | | | | | | | | | | | | |
| | | | | | | | | | | | | | | | | | | | |
| | | | | | | | | | | | | | | | | | | | |
| | | | | | | | | | | | | | | | | | | | |
| | | | | | | | | | | | | | | | | | | | |
| | | | | | | | | | | | | | | | | | | | |
| | | | | | | | | | | | | | | | | | | | |
| | | | | | | | | | | | | | | | | | | | |
| | | | | | | | | | | | | | | | | | | | |
| | | | | | | | | | | | | | | | | | | | |

Non-Div I Games:

Ohio St.

■ Loss, ■ Non-Conf, S Site, H Home A Away N Neutral

| | | | | | | | | | | |
|-------------------|----------|-----------|----------------|------------|-------------|---------------|------|------|-------|-----------|
| Average RPI Win: | 108 | WON-LOST | WINNING | LAST 10 | STRENGTH OF | OPP. STRENGTH | TEAM | ADJ. | CONF. | ADJ CONF. |
| Average RPI Loss: | 46 | RECORD | PCT. RANK | GAMES | SCHEDULE | OF SCHEDULE | RPI | RPI | RPI | RPI |
| DIV. I ONLY | 22- 7 | 38 | 8- 2 | 31 | 18 | 15 | 15 | 4 | 4 | |
| DIV. I NON-CONF. | 9- 3 | 63 | 0- 0 | 45 | 91 | 45 | 45 | 3 | 3 | |
| TOTALS | RPI 1-25 | RPI 26-50 | W-L RECORDS | RPI 51-100 | RPI 101-150 | RPI 150+ | | | | |
| 22- 7 | 2- 4 | 2- 0 | OVERALL | 9- 2 | 2- 0 | 7- 1 | | | | |
| 14- 1 | 2- 0 | 2- 0 | HOME | 5- 0 | 1- 0 | 4- 1 | | | | |
| 6- 5 | 0- 4 | 0- 0 | AWAY | 4- 1 | 1- 0 | 1- 0 | | | | |
| 2- 1 | 0- 0 | 0- 0 | NEUTRAL | 0- 1 | 0- 0 | 2- 0 | | | | |
| 9- 3 | 0- 1 | 2- 0 | NON-CONFERENCE | 2- 1 | 0- 0 | 5- 1 | | | | |
| 6- 1 | 0- 0 | 2- 0 | HOME | 1- 0 | 0- 0 | 3- 1 | | | | |
| 1- 1 | 0- 1 | 0- 0 | AWAY | 1- 0 | 0- 0 | 0- 0 | | | | |
| 2- 1 | 0- 0 | 0- 0 | NEUTRAL | 0- 1 | 0- 0 | 2- 0 | | | | |
| 13- 4 | 2- 3 | 0- 0 | CONFERENCE | 7- 1 | 2- 0 | 2- 0 | | | | |
| 8- 0 | 2- 0 | 0- 0 | HOME | 4- 0 | 1- 0 | 1- 0 | | | | |
| 5- 4 | 0- 3 | 0- 0 | AWAY | 3- 1 | 1- 0 | 1- 0 | | | | |
| 0- 0 | 0- 0 | 0- 0 | NEUTRAL | 0- 0 | 0- 0 | 0- 0 | | | | |

| RPI | S | Opponent | Score | RPI | S | Opponent | Score | RPI | S | Opponent | Score | RPI | S | Opponent | Score |
|---------------------------|---|---------------|-------|-----|---|------------------|-------|-----|---|---------------|-------|-----|---|---------------|-------|
| 6 | A | Baylor | 58 92 | 34 | H | South Dakota St. | 74 60 | 52 | H | Little Rock | 68 58 | 144 | A | TCU | 73 64 |
| 13 | A | Texas | 68 86 | 49 | H | Colorado St. | 70 55 | 54 | A | Iowa St. | 67 57 | 144 | H | TCU | 87 72 |
| 13 | H | Texas | 74 73 | | | | | 54 | H | Iowa St. | 78 63 | 154 | H | Oral Roberts | 67 74 |
| 14 | A | Kentucky | 68 82 | | | | | 58 | N | California | 74 82 | 164 | H | Tulsa | 85 68 |
| 19 | A | Kansas St. | 71 79 | | | | | 59 | A | West Virginia | 73 83 | 170 | A | Kansas | 84 54 |
| 19 | H | Kansas St. | 85 80 | | | | | 59 | H | West Virginia | 90 87 | 170 | H | Kansas | 89 52 |
| | | | | | | | | 65 | A | Oklahoma St. | 66 60 | 184 | H | Southern Ill. | 80 48 |
| | | | | | | | | 65 | H | Oklahoma St. | 68 62 | 188 | N | Xavier | 81 69 |
| | | | | | | | | 86 | A | BYU | 68 61 | 221 | H | UTRGV | 92 59 |
| | | | | | | | | 100 | A | Texas Tech | 64 56 | 247 | N | Portland St. | 74 60 |
| | | | | | | | | 100 | H | Texas Tech | 66 45 | | | | |
| LAST 12 Division I GAMES: | | | | | | | | | | | | | | | |
| 144 | A | TCU | 73 64 | 170 | H | Kansas | 89 52 | | | | | | | | |
| 19 | A | Kansas St. | 71 79 | 6 | A | Baylor | 58 92 | | | | | | | | |
| 13 | H | Texas | 74 73 | 54 | H | Iowa St. | 78 63 | | | | | | | | |
| 100 | A | Texas Tech | 64 56 | 65 | H | Oklahoma St. | 68 62 | | | | | | | | |
| 59 | H | West Virginia | 90 87 | 13 | A | Texas | 68 86 | | | | | | | | |
| 65 | A | Oklahoma St. | 66 60 | 100 | H | Texas Tech | 66 45 | | | | | | | | |

Non-Div I Games:

Oklahoma

■ Loss,
 ■ Non-Conf, S Site,
 ■ Home
 ■ Away
 N Neutral

| | | | | | | | | | | |
|-------------------|----------|-----------|----------------|------------|-------------|---------------|------|------|-------|-----------|
| Average RPI Win: | 147 | WON-LOST | WINNING | LAST 10 | STRENGTH OF | OPP. STRENGTH | TEAM | ADJ. | CONF. | ADJ CONF. |
| Average RPI Loss: | 37 | RECORD | PCT. RANK | GAMES | SCHEDULE | OF SCHEDULE | RPI | RPI | RPI | RPI |
| DIV. I ONLY | 16- 12 | 131 | 4- 6 | 37 | 25 | 65 | 65 | 4 | 4 | |
| DIV. I NON-CONF. | 10- 1 | 15 | 0- 0 | 87 | 140 | 19 | 19 | 3 | 3 | |
| TOTALS | RPI 1-25 | RPI 26-50 | W-L RECORDS | RPI 51-100 | RPI 101-150 | RPI 150+ | | | | |
| 16- 12 | 0- 9 | 0- 0 | OVERALL | 5- 2 | 4- 0 | 7- 1 | | | | |
| 12- 4 | 0- 4 | 0- 0 | HOME | 5- 0 | 1- 0 | 6- 0 | | | | |
| 2- 7 | 0- 4 | 0- 0 | AWAY | 0- 2 | 2- 0 | 0- 1 | | | | |
| 2- 1 | 0- 1 | 0- 0 | NEUTRAL | 0- 0 | 1- 0 | 1- 0 | | | | |
| 10- 1 | 0- 1 | 0- 0 | NON-CONFERENCE | 2- 0 | 2- 0 | 6- 0 | | | | |
| 7- 0 | 0- 0 | 0- 0 | HOME | 2- 0 | 0- 0 | 5- 0 | | | | |
| 1- 0 | 0- 0 | 0- 0 | AWAY | 0- 0 | 1- 0 | 0- 0 | | | | |
| 2- 1 | 0- 1 | 0- 0 | NEUTRAL | 0- 0 | 1- 0 | 1- 0 | | | | |
| 6- 11 | 0- 8 | 0- 0 | CONFERENCE | 3- 2 | 2- 0 | 1- 1 | | | | |
| 5- 4 | 0- 4 | 0- 0 | HOME | 3- 0 | 1- 0 | 1- 0 | | | | |
| 1- 7 | 0- 4 | 0- 0 | AWAY | 0- 2 | 1- 0 | 0- 1 | | | | |
| 0- 0 | 0- 0 | 0- 0 | NEUTRAL | 0- 0 | 0- 0 | 0- 0 | | | | |

| RPI 1-25 | | | | RPI 26-50 | | | | RPI 51-100 | | | | RPI 101+ | | | |
|---------------------------|---|---------------|-------|-----------|---|------------|-------|------------|---|---------------|-------|----------|---|------------------|-------|
| RPI | S | Opponent | Score | RPI | S | Opponent | Score | RPI | S | Opponent | Score | RPI | S | Opponent | Score |
| 5 | N | Oregon St. | 54 73 | | | | | 54 | H | Iowa St. | 71 59 | 102 | A | Washington St. | 79 72 |
| 6 | A | Baylor | 67 89 | | | | | 57 | H | UNI | 81 57 | 121 | N | Long Beach St. | 63 57 |
| 6 | H | Baylor | 50 86 | | | | | 59 | A | West Virginia | 53 79 | 144 | A | TCU | 82 67 |
| 13 | A | Texas | 35 66 | | | | | 59 | H | West Virginia | 67 63 | 144 | H | TCU | 88 70 |
| 13 | H | Texas | 71 85 | | | | | 81 | H | Georgia | 71 51 | 159 | N | Santa Clara | 67 53 |
| 15 | A | Oklahoma | 62 68 | | | | | 100 | A | Texas Tech | 65 70 | 168 | H | Rice | 65 51 |
| 15 | H | Oklahoma | 60 66 | | | | | 100 | H | Texas Tech | 75 62 | 170 | A | Kansas | 49 67 |
| 19 | A | Kansas St. | 69 74 | | | | | | | | | 170 | H | Kansas | 74 70 |
| 19 | H | Kansas St. | 43 63 | | | | | | | | | 205 | H | Loyola Marymount | 66 58 |
| | | | | | | | | | | | | 221 | H | UTRGV | 86 53 |
| | | | | | | | | | | | | 252 | H | Tennessee St. | 86 48 |
| | | | | | | | | | | | | 322 | H | Arkansas St. | 76 34 |
| LAST 12 Division I GAMES: | | | | | | | | | | | | | | | |
| 59 | H | West Virginia | 67 63 | 15 | H | Oklahoma | 60 66 | | | | | | | | |
| 100 | H | Texas Tech | 75 62 | 13 | H | Texas | 71 85 | | | | | | | | |
| 6 | A | Baylor | 67 89 | 19 | A | Kansas St. | 69 74 | | | | | | | | |
| 144 | H | TCU | 88 70 | 170 | H | Kansas | 74 70 | | | | | | | | |
| 59 | A | West Virginia | 53 79 | 15 | A | Oklahoma | 62 68 | | | | | | | | |
| 170 | A | Kansas | 49 67 | 19 | H | Kansas St. | 43 63 | | | | | | | | |

Non-Div I Games:

Oklahoma St.

■ Loss,
■ Non-Conf,
■ S Site,
■ H Home
■ A Away
N Neutral

| Average RPI Win: | 219 | WON-LOST | WINNING | LAST 10 | STRENGTH OF | OPP. STRENGTH | TEAM | ADJ. | CONF. | ADJ CONF. |
|-------------------|----------|-----------|----------------|------------|-------------|---------------|------|------|-------|-----------|
| Average RPI Loss: | 86 | RECORD | PCT. RANK | GAMES | SCHEDULE | OF SCHEDULE | RPI | RPI | RPI | RPI |
| DIV. I ONLY | 15- 12 | 143 | 7- 3 | 74 | 153 | 119 | 119 | 15 | 15 | |
| DIV. I NON-CONF. | 5- 6 | 186 | 0- 0 | 75 | 157 | 174 | 174 | 16 | 16 | |
| TOTALS | RPI 1-25 | RPI 26-50 | W-L RECORDS | RPI 51-100 | RPI 101-150 | RPI 150+ | | | | |
| 15- 12 | 0- 2 | 0- 4 | OVERALL | 0- 1 | 3- 3 | 12- 2 | | | | |
| 9- 4 | 0- 0 | 0- 1 | HOME | 0- 1 | 1- 2 | 8- 0 | | | | |
| 6- 6 | 0- 2 | 0- 1 | AWAY | 0- 0 | 2- 1 | 4- 2 | | | | |
| 0- 2 | 0- 0 | 0- 2 | NEUTRAL | 0- 0 | 0- 0 | 0- 0 | | | | |
| 5- 6 | 0- 2 | 0- 2 | NON-CONFERENCE | 0- 0 | 1- 1 | 4- 1 | | | | |
| 5- 1 | 0- 0 | 0- 0 | HOME | 0- 0 | 1- 1 | 4- 0 | | | | |
| 0- 3 | 0- 2 | 0- 0 | AWAY | 0- 0 | 0- 0 | 0- 1 | | | | |
| 0- 2 | 0- 0 | 0- 2 | NEUTRAL | 0- 0 | 0- 0 | 0- 0 | | | | |
| 10- 6 | 0- 0 | 0- 2 | CONFERENCE | 0- 1 | 2- 2 | 8- 1 | | | | |
| 4- 3 | 0- 0 | 0- 1 | HOME | 0- 1 | 0- 1 | 4- 0 | | | | |
| 6- 3 | 0- 0 | 0- 1 | AWAY | 0- 0 | 2- 1 | 4- 1 | | | | |
| 0- 0 | 0- 0 | 0- 0 | NEUTRAL | 0- 0 | 0- 0 | 0- 0 | | | | |

| RPI | S | Opponent | Score | RPI | S | Opponent | Score | RPI | S | Opponent | Score | RPI | S | Opponent | Score | Team's RPI: 119 |
|---------------------------|---|---------------|-------|-----|---|----------------|-------|-----|---|--------------|-------|-----|---|----------------|-------|-----------------|
| 8 | A | Duke | 64 92 | 31 | N | Syracuse | 66 92 | 75 | H | Middle Tenn. | 63 80 | 116 | A | Charlotte | 72 70 | |
| 16 | A | Miami (FL) | 56 66 | 45 | N | Dayton | 69 77 | | | | | 116 | H | Charlotte | 75 86 | |
| | | | | 46 | A | Western Ky. | 73 79 | | | | | 124 | A | Southern Miss. | 69 84 | |
| | | | | 46 | H | Western Ky. | 62 67 | | | | | 138 | H | VCU | 70 60 | |
| | | | | | | | | | | | | 148 | A | Louisiana Tech | 69 64 | |
| | | | | | | | | | | | | 149 | H | William & Mary | 58 69 | |
| | | | | | | | | | | | | 168 | A | Rice | 59 47 | |
| | | | | | | | | | | | | 168 | H | Rice | 81 66 | |
| | | | | | | | | | | | | 182 | H | UAB | 73 61 | |
| | | | | | | | | | | | | 183 | A | North Texas | 55 65 | |
| | | | | | | | | | | | | 183 | H | North Texas | 62 47 | |
| | | | | | | | | | | | | 186 | H | Hampton | 61 58 | |
| | | | | | | | | | | | | 195 | A | ETSU | 60 70 | |
| | | | | | | | | | | | | 223 | H | Dartmouth | 82 56 | |
| | | | | | | | | | | | | 261 | A | Marshall | 94 85 | |
| | | | | | | | | | | | | 261 | H | Marshall | 73 69 | |
| | | | | | | | | | | | | 277 | H | Norfolk St. | 65 54 | |
| | | | | | | | | | | | | 302 | A | FIU | 86 64 | |
| | | | | | | | | | | | | 335 | A | Fla. Atlantic | 93 73 | |
| | | | | | | | | | | | | 342 | H | N.C. Central | 83 52 | |
| LAST 12 Division I GAMES: | | | | | | | | | | | | | | | | |
| 46 | A | Western Ky. | 73 79 | 302 | A | FIU | 86 64 | | | | | | | | | |
| 261 | A | Marshall | 94 85 | 183 | H | North Texas | 62 47 | | | | | | | | | |
| 116 | A | Charlotte | 72 70 | 168 | H | Rice | 81 66 | | | | | | | | | |
| 182 | H | UAB | 73 61 | 116 | H | Charlotte | 75 86 | | | | | | | | | |
| 75 | H | Middle Tenn. | 63 80 | 148 | A | Louisiana Tech | 69 64 | | | | | | | | | |
| 335 | A | Fla. Atlantic | 93 73 | 124 | A | Southern Miss. | 69 84 | | | | | | | | | |

Non-Div I Games:

Old Dominion

■ Loss,
■ Non-Conf,
■ S Site,
■ H Home
■ A Away
N Neutral

| Average RPI Win: | 195 | WON-LOST | WINNING | LAST 10 | STRENGTH OF | OPP. STRENGTH | TEAM | ADJ. | CONF. | ADJ CONF. |
|-------------------|----------|-----------|----------------|------------|-------------|---------------|------|------|-------|-----------|
| Average RPI Loss: | 52 | RECORD | PCT. RANK | GAMES | SCHEDULE | OF SCHEDULE | RPI | RPI | RPI | RPI |
| DIV. I ONLY | 16- 12 | 131 | 3- 7 | 97 | 63 | 123 | 123 | 2 | 2 | |
| DIV. I NON-CONF. | 11- 2 | 23 | 0- 0 | 324 | 272 | 114 | 114 | 2 | 2 | |
| TOTALS | RPI 1-25 | RPI 26-50 | W-L RECORDS | RPI 51-100 | RPI 101-150 | RPI 150+ | | | | |
| 16- 12 | 1- 5 | 2- 2 | OVERALL | 2- 3 | 1- 2 | 10- 0 | | | | |
| 14- 3 | 1- 1 | 2- 1 | HOME | 1- 0 | 1- 1 | 9- 0 | | | | |
| 1- 9 | 0- 4 | 0- 1 | AWAY | 1- 3 | 0- 1 | 0- 0 | | | | |
| 1- 0 | 0- 0 | 0- 0 | NEUTRAL | 0- 0 | 0- 0 | 1- 0 | | | | |
| 11- 2 | 0- 0 | 1- 0 | NON-CONFERENCE | 0- 2 | 1- 0 | 9- 0 | | | | |
| 10- 0 | 0- 0 | 1- 0 | HOME | 0- 0 | 1- 0 | 8- 0 | | | | |
| 0- 2 | 0- 0 | 0- 0 | AWAY | 0- 2 | 0- 0 | 0- 0 | | | | |
| 1- 0 | 0- 0 | 0- 0 | NEUTRAL | 0- 0 | 0- 0 | 1- 0 | | | | |
| 5- 10 | 1- 5 | 1- 2 | CONFERENCE | 2- 1 | 0- 2 | 1- 0 | | | | |
| 4- 3 | 1- 1 | 1- 1 | HOME | 1- 0 | 0- 1 | 1- 0 | | | | |
| 1- 7 | 0- 4 | 0- 1 | AWAY | 1- 1 | 0- 1 | 0- 0 | | | | |
| 0- 0 | 0- 0 | 0- 0 | NEUTRAL | 0- 0 | 0- 0 | 0- 0 | | | | |

| RPI | S | Opponent | Score | RPI | S | Opponent | Score | RPI | S | Opponent | Score | RPI | S | Opponent | Score | Team's RPI: 123 |
|---------------------------|---|-----------------|--------|-----|---|-----------------|-------|-----|---|---------------|-------|-----|---|------------------|-------|-----------------|
| 3 | A | Mississippi St. | 62 73 | 33 | H | LSU | 51 62 | 59 | A | West Virginia | 61 66 | 130 | A | Alabama | 80 90 | |
| 3 | H | Mississippi St. | 44 66 | 37 | H | Oregon | 83 67 | 80 | A | Florida | 84 75 | 130 | H | Alabama | 57 65 | |
| 4 | A | South Carolina | 46 65 | 42 | A | Auburn | 60 83 | 81 | H | Georgia | 69 62 | 138 | H | VCU | 77 57 | |
| 14 | A | Kentucky | 57 89 | 42 | H | Auburn | 63 59 | 90 | A | Vanderbilt | 67 85 | 153 | H | Arkansas | 73 64 | |
| 22 | A | Missouri | 65 100 | | | | | 91 | A | UNLV | 57 64 | 211 | N | Wisconsin | 69 44 | |
| 23 | H | Tennessee | 67 62 | | | | | | | | | 236 | H | High Point | 73 62 | |
| | | | | | | | | | | | | 250 | H | Jacksonville St. | 68 50 | |
| | | | | | | | | | | | | 253 | H | Austin Peay | 66 38 | |
| | | | | | | | | | | | | 296 | H | Lipscomb | 76 49 | |
| | | | | | | | | | | | | 316 | H | Mississippi Val. | 67 30 | |
| | | | | | | | | | | | | 327 | H | Southeastern La. | 81 31 | |
| | | | | | | | | | | | | 334 | H | La.-Monroe | 97 40 | |
| | | | | | | | | | | | | 345 | H | Jackson St. | 89 41 | |
| LAST 12 Division I GAMES: | | | | | | | | | | | | | | | | |
| 22 | A | Missouri | 65 100 | 81 | H | Georgia | 69 62 | | | | | | | | | |
| 90 | A | Vanderbilt | 67 85 | 14 | A | Kentucky | 57 89 | | | | | | | | | |
| 42 | H | Auburn | 63 59 | 130 | H | Alabama | 57 65 | | | | | | | | | |
| 3 | H | Mississippi St. | 44 66 | 4 | A | South Carolina | 46 65 | | | | | | | | | |
| 33 | H | LSU | 51 62 | 3 | A | Mississippi St. | 62 73 | | | | | | | | | |
| 80 | A | Florida | 84 75 | 23 | H | Tennessee | 67 62 | | | | | | | | | |

Non-Div I Games:

Ole Miss

■ Loss,
■ Non-Conf,
■ S Site,
■ H Home
■ A Away
N Neutral

| | | | | | | | | | | |
|-------------------|----------|-----------|----------------|------------|-------------|---------------|------|------|-------|-----------|
| Average RPI Win: | 235 | WON-LOST | WINNING | LAST 10 | STRENGTH OF | OPP. STRENGTH | TEAM | ADJ. | CONF. | ADJ CONF. |
| Average RPI Loss: | 94 | RECORD | PCT. RANK | GAMES | SCHEDULE | OF SCHEDULE | RPI | RPI | RPI | RPI |
| DIV. I ONLY | 13- 14 | 182 | 6- 4 | 139 | 139 | 157 | 157 | 11 | 11 | |
| DIV. I NON-CONF. | 5- 6 | 186 | 1- 1 | 143 | 165 | 142 | 142 | 10 | 10 | |
| TOTALS | RPI 1-25 | RPI 26-50 | W-L RECORDS | RPI 51-100 | RPI 101-150 | RPI 150+ | | | | |
| 13- 14 | 0- 2 | 1- 2 | OVERALL | 1- 5 | 0- 2 | 11- 3 | | | | |
| 7- 4 | 0- 1 | 1- 0 | HOME | 1- 2 | 0- 0 | 5- 1 | | | | |
| 5- 10 | 0- 1 | 0- 2 | AWAY | 0- 3 | 0- 2 | 5- 2 | | | | |
| 1- 0 | 0- 0 | 0- 0 | NEUTRAL | 0- 0 | 0- 0 | 1- 0 | | | | |
| 5- 6 | 0- 2 | 0- 1 | NON-CONFERENCE | 0- 0 | 0- 2 | 5- 1 | | | | |
| 2- 1 | 0- 1 | 0- 0 | HOME | 0- 0 | 0- 0 | 2- 0 | | | | |
| 2- 5 | 0- 1 | 0- 1 | AWAY | 0- 0 | 0- 2 | 2- 1 | | | | |
| 1- 0 | 0- 0 | 0- 0 | NEUTRAL | 0- 0 | 0- 0 | 1- 0 | | | | |
| 8- 8 | 0- 0 | 1- 1 | CONFERENCE | 1- 5 | 0- 0 | 6- 2 | | | | |
| 5- 3 | 0- 0 | 1- 0 | HOME | 1- 2 | 0- 0 | 3- 1 | | | | |
| 3- 5 | 0- 0 | 0- 1 | AWAY | 0- 3 | 0- 0 | 3- 1 | | | | |
| 0- 0 | 0- 0 | 0- 0 | NEUTRAL | 0- 0 | 0- 0 | 0- 0 | | | | |

| RPI 1-25 | | | | RPI 26-50 | | | | RPI 51-100 | | | | RPI 101+ | | | | Team's RPI: 157 | |
|---------------------------|---|-------------------|--------|-----------|---|------------------|-------|------------|---|--------------|-------|----------|---|-------------------|--------|-----------------|--|
| RPI | S | Opponent | Score | RPI | S | Opponent | Score | RPI | S | Opponent | Score | RPI | S | Opponent | Score | | |
| 18 | A | Creighton | 45 82 | 34 | A | South Dakota St. | 64 76 | 62 | A | IUPUI | 47 79 | 101 | A | Abilene Christian | 66 73 | | |
| 19 | H | Kansas St. | 57 70 | 34 | H | South Dakota St. | 83 82 | 62 | H | IUPUI | 64 44 | 104 | A | UCF | 41 81 | | |
| | | | | 49 | A | Colorado St. | 42 69 | 63 | A | South Dakota | 56 91 | 154 | A | Oral Roberts | 64 49 | | |
| | | | | | | | | 63 | H | South Dakota | 52 60 | 154 | H | Oral Roberts | 65 67 | | |
| | | | | | | | | 73 | A | Western Ill. | 63 80 | 183 | N | North Texas | 85 57 | | |
| | | | | | | | | 73 | H | Western Ill. | 74 78 | 187 | A | Nebraska | 58 66 | | |
| | | | | | | | | | | | | 210 | H | Indiana St. | 72 45 | | |
| | | | | | | | | | | | | 244 | H | Wofford | 89 64 | | |
| | | | | | | | | | | | | 294 | A | North Dakota St. | 80 60 | | |
| | | | | | | | | | | | | 294 | H | North Dakota St. | 90 64 | | |
| | | | | | | | | | | | | 310 | A | Denver | 82 73 | | |
| | | | | | | | | | | | | 310 | H | Denver | 100 78 | | |
| | | | | | | | | | | | | 315 | A | UMKC | 80 57 | | |
| | | | | | | | | | | | | 317 | A | Fort Wayne | 62 65 | | |
| | | | | | | | | | | | | 317 | H | Fort Wayne | 63 49 | | |
| | | | | | | | | | | | | 330 | A | Florida A&M | 70 50 | | |
| LAST 12 Division I GAMES: | | | | | | | | | | | | | | | | | |
| 183 | N | North Texas | 85 57 | 154 | A | Oral Roberts | 64 49 | | | | | | | | | | |
| 101 | A | Abilene Christian | 66 73 | 73 | A | Western Ill. | 63 80 | | | | | | | | | | |
| 310 | H | Denver | 100 78 | 62 | A | IUPUI | 47 79 | | | | | | | | | | |
| 294 | H | North Dakota St. | 90 64 | 34 | H | South Dakota St. | 83 82 | | | | | | | | | | |
| 63 | A | South Dakota | 56 91 | 317 | A | Fort Wayne | 62 65 | | | | | | | | | | |
| 317 | H | Fort Wayne | 63 49 | 310 | A | Denver | 82 73 | | | | | | | | | | |

Non-Div I Games: Lincoln (MO) 98 49 York (NE) 106 37

Omaha

Loss, Non-Conf, S Site, H Home A Away N Neutral

Oral Roberts

Through Games Of Feb. 25, 2017

| | | | | | | | | | | |
|-------------------|----------|-----------|----------------|------------|-------------|---------------|------|------|-------|-----------|
| Average RPI Win: | 216 | WON-LOST | WINNING | LAST 10 | STRENGTH OF | OPP. STRENGTH | TEAM | ADJ. | CONF. | ADJ CONF. |
| Average RPI Loss: | 89 | RECORD | PCT. RANK | GAMES | SCHEDULE | OF SCHEDULE | RPI | RPI | RPI | RPI |
| DIV. I ONLY | 13- 14 | 182 | 5- 5 | 157 | 93 | 154 | 154 | 11 | 11 | |
| DIV. I NON-CONF. | 6- 5 | 148 | 0- 0 | 165 | 15 | 84 | 84 | 10 | 10 | |
| TOTALS | RPI 1-25 | RPI 26-50 | W-L RECORDS | RPI 51-100 | RPI 101-150 | RPI 150+ | | | | |
| 13- 14 | 1- 0 | 0- 4 | OVERALL | 1- 7 | 0- 0 | 11- 3 | | | | |
| 6- 5 | 0- 0 | 0- 1 | HOME | 1- 2 | 0- 0 | 5- 2 | | | | |
| 7- 9 | 1- 0 | 0- 3 | AWAY | 0- 5 | 0- 0 | 6- 1 | | | | |
| 0- 0 | 0- 0 | 0- 0 | NEUTRAL | 0- 0 | 0- 0 | 0- 0 | | | | |
| 6- 5 | 1- 0 | 0- 2 | NON-CONFERENCE | 0- 2 | 0- 0 | 5- 1 | | | | |
| 3- 0 | 0- 0 | 0- 0 | HOME | 0- 0 | 0- 0 | 3- 0 | | | | |
| 3- 5 | 1- 0 | 0- 2 | AWAY | 0- 2 | 0- 0 | 2- 1 | | | | |
| 0- 0 | 0- 0 | 0- 0 | NEUTRAL | 0- 0 | 0- 0 | 0- 0 | | | | |
| 7- 9 | 0- 0 | 0- 2 | CONFERENCE | 1- 5 | 0- 0 | 6- 2 | | | | |
| 3- 5 | 0- 0 | 0- 1 | HOME | 1- 2 | 0- 0 | 2- 2 | | | | |
| 4- 4 | 0- 0 | 0- 1 | AWAY | 0- 3 | 0- 0 | 4- 0 | | | | |
| 0- 0 | 0- 0 | 0- 0 | NEUTRAL | 0- 0 | 0- 0 | 0- 0 | | | | |

| RPI 1-25 | | | | RPI 26-50 | | | | RPI 51-100 | | | | RPI 101+ Team's RPI: 154 | | | |
|---------------------------|---|------------------|-------|-----------|---|------------------|-------|------------|---|--------------|-------|--------------------------|---|------------------|-------|
| RPI | S | Opponent | Score | RPI | S | Opponent | Score | RPI | S | Opponent | Score | RPI | S | Opponent | Score |
| 15 | A | Oklahoma | 74 67 | 28 | A | Arizona St. | 52 79 | 52 | A | Little Rock | 50 56 | 153 | A | Arkansas | 70 60 |
| | | | | 34 | A | South Dakota St. | 35 82 | 62 | A | IUPUI | 41 53 | 156 | H | Missouri St. | 78 56 |
| | | | | 34 | H | South Dakota St. | 57 78 | 62 | H | IUPUI | 54 45 | 157 | A | Omaha | 67 65 |
| | | | | 50 | A | Iowa | 76 96 | 63 | A | South Dakota | 50 79 | 157 | H | Omaha | 49 64 |
| | | | | | | | | 63 | H | South Dakota | 47 69 | 164 | H | Tulsa | 76 68 |
| | | | | | | | | 71 | A | Northwestern | 55 64 | 170 | A | Kansas | 56 64 |
| | | | | | | | | 73 | A | Western Ill. | 72 76 | 234 | H | UT Martin | 82 53 |
| | | | | | | | | 73 | H | Western Ill. | 62 76 | 294 | A | North Dakota St. | 70 50 |
| | | | | | | | | | | | | 294 | H | North Dakota St. | 71 64 |
| | | | | | | | | | | | | 310 | A | Denver | 70 57 |
| | | | | | | | | | | | | 310 | H | Denver | 45 47 |
| | | | | | | | | | | | | 317 | A | Fort Wayne | 75 59 |
| | | | | | | | | | | | | 317 | H | Fort Wayne | 82 56 |
| | | | | | | | | | | | | 336 | A | Houston Baptist | 75 65 |
| LAST 12 Division I GAMES: | | | | | | | | | | | | | | | |
| 294 | H | North Dakota St. | 71 64 | 73 | H | Western Ill. | 62 76 | | | | | | | | |
| 310 | A | Denver | 70 57 | 294 | A | North Dakota St. | 70 50 | | | | | | | | |
| 63 | A | South Dakota | 50 79 | 310 | H | Denver | 45 47 | | | | | | | | |
| 157 | H | Omaha | 49 64 | 317 | A | Fort Wayne | 75 59 | | | | | | | | |
| 34 | A | South Dakota St. | 35 82 | 62 | A | IUPUI | 41 53 | | | | | | | | |
| 62 | H | IUPUI | 54 45 | 34 | H | South Dakota St. | 57 78 | | | | | | | | |

Non-Div I Games: Mid-Amer. Christian98 63 Okla. Sci. & Arts 67 35

Oral Roberts

Loss, Non-Conf, S Site, H Home A Away N Neutral

Oregon

Through Games Of Feb. 25, 2017

| Average RPI Win: | 134 | WON-LOST | WINNING | LAST 10 | STRENGTH OF | OPP. STRENGTH | TEAM | ADJ. | CONF. | ADJ CONF. |
|-------------------|----------|-----------|----------------|------------|-------------|---------------|------|------|-------|-----------|
| Average RPI Loss: | 40 | RECORD | PCT. RANK | GAMES | SCHEDULE | OF SCHEDULE | RPI | RPI | RPI | RPI |
| DIV. I ONLY | 18- 11 | 108 | 5- 5 | 29 | 21 | 37 | 37 | 1 | 1 | |
| DIV. I NON-CONF. | 10- 2 | 32 | 0- 0 | 125 | 144 | 42 | 42 | 1 | 1 | |
| TOTALS | RPI 1-25 | RPI 26-50 | W-L RECORDS | RPI 51-100 | RPI 101-150 | RPI 150+ | | | | |
| 18- 11 | 1- 6 | 1- 1 | OVERALL | 6- 2 | 4- 2 | 6- 0 | | | | |
| 10- 4 | 1- 2 | 1- 0 | HOME | 3- 1 | 2- 1 | 3- 0 | | | | |
| 6- 6 | 0- 3 | 0- 1 | AWAY | 3- 1 | 2- 1 | 1- 0 | | | | |
| 2- 1 | 0- 1 | 0- 0 | NEUTRAL | 0- 0 | 0- 0 | 2- 0 | | | | |
| 10- 2 | 0- 1 | 1- 0 | NON-CONFERENCE | 0- 0 | 3- 1 | 6- 0 | | | | |
| 6- 0 | 0- 0 | 1- 0 | HOME | 0- 0 | 2- 0 | 3- 0 | | | | |
| 2- 1 | 0- 0 | 0- 0 | AWAY | 0- 0 | 1- 1 | 1- 0 | | | | |
| 2- 1 | 0- 1 | 0- 0 | NEUTRAL | 0- 0 | 0- 0 | 2- 0 | | | | |
| 8- 9 | 1- 5 | 0- 1 | CONFERENCE | 6- 2 | 1- 1 | 0- 0 | | | | |
| 4- 4 | 1- 2 | 0- 0 | HOME | 3- 1 | 0- 1 | 0- 0 | | | | |
| 4- 5 | 0- 3 | 0- 1 | AWAY | 3- 1 | 1- 0 | 0- 0 | | | | |
| 0- 0 | 0- 0 | 0- 0 | NEUTRAL | 0- 0 | 0- 0 | 0- 0 | | | | |

| RPI S | Opponent | Score | RPI S | Opponent | Score | Team's RPI: 37 | RPI S | Opponent | Score | RPI S | Opponent | Score |
|---------------------------|---------------------|-------|-------|--------------|-------|----------------|-------|---------------------|-------|-------|------------------|-------|
| 3 N | Mississippi St. | 63 75 | 28 A | Arizona St. | 63 68 | | 58 A | California | 69 66 | 102 H | Washington St. | 59 75 |
| 5 A | Oregon St. | 60 67 | 39 H | Michigan St. | 88 55 | | 58 H | California | 49 55 | 118 A | Clemson | 87 59 |
| 5 H | Oregon St. | 40 43 | | | | | 67 A | Southern California | 59 53 | 123 A | Ole Miss | 67 83 |
| 7 H | Washington | 77 99 | | | | | 67 H | Southern California | 73 50 | 125 A | Arizona | 79 65 |
| 9 A | Stanford | 60 81 | | | | | 70 A | Utah | 73 61 | 127 H | Idaho | 73 70 |
| 11 A | UCLA | 63 79 | | | | | 70 H | Utah | 84 66 | 135 H | Lamar University | 84 67 |
| 11 H | UCLA | 84 75 | | | | | 87 A | Colorado | 66 76 | 191 H | UTSA | 77 63 |
| | | | | | | | 87 H | Colorado | 71 66 | 198 N | San Jose St. | 91 62 |
| | | | | | | | | | | 247 N | Portland St. | 90 46 |
| | | | | | | | | | | 258 A | Hawaii | 86 49 |
| | | | | | | | | | | 265 H | CSU Bakersfield | 77 62 |
| | | | | | | | | | | 271 H | Portland | 81 41 |
| LAST 12 Division I GAMES: | | | | | | | | | | | | |
| 58 H | California | 49 55 | 125 A | Arizona | 79 65 | | | | | | | |
| 87 A | Colorado | 66 76 | 5 A | Oregon St. | 60 67 | | | | | | | |
| 70 A | Utah | 73 61 | 5 H | Oregon St. | 40 43 | | | | | | | |
| 67 H | Southern California | 73 50 | 70 H | Utah | 84 66 | | | | | | | |
| 11 H | UCLA | 84 75 | 87 H | Colorado | 71 66 | | | | | | | |
| 28 A | Arizona St. | 63 68 | 11 A | UCLA | 63 79 | | | | | | | |

Non-Div I Games:

Oregon

■ Loss,
■ Non-Conf,
■ S Site,
■ Home
■ A Away
N Neutral

| Average RPI Win: | 94 | WON-LOST | WINNING | LAST 10 | STRENGTH OF | OPP. STRENGTH | TEAM | ADJ. | CONF. | ADJ CONF. |
|-------------------|----------|-----------|----------------|------------|-------------|---------------|------|------|-------|-----------|
| Average RPI Loss: | 38 | RECORD | PCT. RANK | GAMES | SCHEDULE | OF SCHEDULE | RPI | RPI | RPI | RPI |
| DIV. I ONLY | 26- 3 | 5 | 9- 1 | 11 | 29 | 5 | 5 | 1 | 1 | |
| DIV. I NON-CONF. | 11- 1 | 12 | 0- 0 | 43 | 179 | 13 | 13 | 1 | 1 | |
| TOTALS | RPI 1-25 | RPI 26-50 | W-L RECORDS | RPI 51-100 | RPI 101-150 | RPI 150+ | | | | |
| 26- 3 | 4- 1 | 4- 1 | OVERALL | 10- 1 | 4- 0 | 4- 0 | | | | |
| 13- 2 | 3- 0 | 1- 1 | HOME | 3- 1 | 2- 0 | 4- 0 | | | | |
| 8- 1 | 1- 1 | 2- 0 | AWAY | 4- 0 | 1- 0 | 0- 0 | | | | |
| 5- 0 | 0- 0 | 1- 0 | NEUTRAL | 3- 0 | 1- 0 | 0- 0 | | | | |
| 11- 1 | 0- 0 | 1- 1 | NON-CONFERENCE | 4- 0 | 2- 0 | 4- 0 | | | | |
| 6- 1 | 0- 0 | 0- 1 | HOME | 1- 0 | 1- 0 | 4- 0 | | | | |
| 0- 0 | 0- 0 | 0- 0 | AWAY | 0- 0 | 0- 0 | 0- 0 | | | | |
| 5- 0 | 0- 0 | 1- 0 | NEUTRAL | 3- 0 | 1- 0 | 0- 0 | | | | |
| 15- 2 | 4- 1 | 3- 0 | CONFERENCE | 6- 1 | 2- 0 | 0- 0 | | | | |
| 7- 1 | 3- 0 | 1- 0 | HOME | 2- 1 | 1- 0 | 0- 0 | | | | |
| 8- 1 | 1- 1 | 2- 0 | AWAY | 4- 0 | 1- 0 | 0- 0 | | | | |
| 0- 0 | 0- 0 | 0- 0 | NEUTRAL | 0- 0 | 0- 0 | 0- 0 | | | | |

| RPI | S | Opponent | Score | RPI | S | Opponent | Score | RPI | S | Opponent | Score | RPI | S | Opponent | Score |
|---------------------------|---|---------------------|-------|-----|---|---------------------|-------|-----|---|---------------------|-------|-----|---|------------------|-------|
| 7 | H | Washington | 73 70 | 28 | A | Arizona St. | 54 45 | 58 | A | California | 66 56 | 102 | H | Washington St. | 80 58 |
| 9 | A | Stanford | 72 69 | 36 | H | Marquette | 73 74 | 65 | N | Oklahoma St. | 73 54 | 125 | A | Arizona | 65 57 |
| 9 | H | Stanford | 50 47 | 37 | A | Oregon | 43 40 | 67 | A | Southern California | 74 60 | 127 | N | Idaho | 60 49 |
| 11 | A | UCLA | 56 66 | 37 | H | Oregon | 67 60 | 67 | H | Southern California | 50 70 | 135 | H | Lamar University | 88 56 |
| 11 | H | UCLA | 68 61 | 43 | N | Quinnipiac | 75 60 | 70 | A | Utah | 63 49 | 161 | H | Idaho St. | 61 38 |
| | | | | | | | | 70 | H | Utah | 70 44 | 262 | H | Ark.-Pine Bluff | 73 40 |
| | | | | | | | | 86 | N | BYU | 65 56 | 271 | H | Portland | 62 45 |
| | | | | | | | | 87 | A | Colorado | 54 49 | 298 | H | Southern Utah | 77 38 |
| | | | | | | | | 87 | H | Colorado | 81 57 | | | | |
| | | | | | | | | 91 | N | UNLV | 62 59 | | | | |
| | | | | | | | | 96 | H | UC Davis | 93 52 | | | | |
| LAST 12 Division I GAMES: | | | | | | | | | | | | | | | |
| 9 | H | Stanford | 50 47 | 28 | A | Arizona St. | 54 45 | | | | | | | | |
| 70 | A | Utah | 63 49 | 37 | H | Oregon | 67 60 | | | | | | | | |
| 87 | A | Colorado | 54 49 | 37 | A | Oregon | 43 40 | | | | | | | | |
| 11 | H | UCLA | 68 61 | 87 | H | Colorado | 81 57 | | | | | | | | |
| 67 | H | Southern California | 50 70 | 70 | H | Utah | 70 44 | | | | | | | | |
| 125 | A | Arizona | 65 57 | 67 | A | Southern California | 74 60 | | | | | | | | |

Non-Div I Games:

Oregon St.

| | | | | | | | | | |
|------------------------------|----------|-----------|----------------|-------------|---------------|----------|------|-------|-----------|
| Average RPI Win: 211 | WON-LOST | WINNING | LAST 10 | STRENGTH OF | OPP. STRENGTH | TEAM | ADJ. | CONF. | ADJ CONF. |
| Average RPI Loss: 141 | RECORD | PCT. RANK | GAMES | SCHEDULE | OF SCHEDULE | RPI | RPI | RPI | RPI |
| DIV. I ONLY | 7- 20 | 299 | 1- 9 | 94 | 186 | 251 | 251 | 14 | 14 |
| DIV. I NON-CONF. | 2- 7 | 284 | 0- 0 | 17 | 231 | 188 | 188 | 13 | 13 |
| TOTALS | RPI 1-25 | RPI 26-50 | W-L RECORDS | RPI 51-100 | RPI 101-150 | RPI 150+ | | | |
| 7- 20 | 0- 1 | 0- 1 | OVERALL | 1- 5 | 1- 5 | 5- 8 | | | |
| 4- 11 | 0- 0 | 0- 1 | HOME | 0- 4 | 1- 2 | 3- 4 | | | |
| 3- 9 | 0- 1 | 0- 0 | AWAY | 1- 1 | 0- 3 | 2- 4 | | | |
| 0- 0 | 0- 0 | 0- 0 | NEUTRAL | 0- 0 | 0- 0 | 0- 0 | | | |
| 2- 7 | 0- 1 | 0- 1 | NON-CONFERENCE | 0- 2 | 0- 2 | 2- 1 | | | |
| 1- 5 | 0- 0 | 0- 1 | HOME | 0- 2 | 0- 1 | 1- 1 | | | |
| 1- 2 | 0- 1 | 0- 0 | AWAY | 0- 0 | 0- 1 | 1- 0 | | | |
| 0- 0 | 0- 0 | 0- 0 | NEUTRAL | 0- 0 | 0- 0 | 0- 0 | | | |
| 5- 13 | 0- 0 | 0- 0 | CONFERENCE | 1- 3 | 1- 3 | 3- 7 | | | |
| 3- 6 | 0- 0 | 0- 0 | HOME | 0- 2 | 1- 1 | 2- 3 | | | |
| 2- 7 | 0- 0 | 0- 0 | AWAY | 1- 1 | 0- 2 | 1- 4 | | | |
| 0- 0 | 0- 0 | 0- 0 | NEUTRAL | 0- 0 | 0- 0 | 0- 0 | | | |

| RPI 1-25 | | | | RPI 26-50 | | | | RPI 51-100 | | | | RPI 101+ Team's RPI: 251 | | | |
|---------------------------|---|------------------|--------------|-----------|---|------------------|--------------|------------|---|-------------|--------------|--------------------------|---|------------------|--------------|
| RPI | S | Opponent | Score | RPI | S | Opponent | Score | RPI | S | Opponent | Score | RPI | S | Opponent | Score |
| 11 | A | UCLA | 55 82 | 36 | H | Marquette | 75 89 | 77 | A | Gonzaga | 65 63 | 121 | A | Long Beach St. | 58 66 |
| | | | | | | | | 77 | H | Gonzaga | 58 74 | 126 | A | St. Mary's (CA) | 74 82 |
| | | | | | | | | 86 | A | BYU | 50 68 | 126 | H | St. Mary's (CA) | 54 63 |
| | | | | | | | | 86 | H | BYU | 55 68 | 128 | H | Northern Colo. | 56 60 |
| | | | | | | | | 88 | H | Montana St. | 66 72 | 140 | A | San Francisco | 64 67 |
| | | | | | | | | 96 | H | UC Davis | 87 95 | 140 | H | San Francisco | 63 60 |
| | | | | | | | | | | | | 159 | A | Santa Clara | 51 68 |
| | | | | | | | | | | | | 159 | H | Santa Clara | 51 61 |
| | | | | | | | | | | | | 174 | H | Fresno St. | 67 74 |
| | | | | | | | | | | | | 198 | A | San Jose St. | 99 96 |
| | | | | | | | | | | | | 205 | A | Loyola Marymount | 64 75 |
| | | | | | | | | | | | | 205 | H | Loyola Marymount | 52 65 |
| | | | | | | | | | | | | 220 | A | San Diego | 71 73 |
| | | | | | | | | | | | | 220 | H | San Diego | 84 64 |
| | | | | | | | | | | | | 265 | H | CSU Bakersfield | 91 61 |
| | | | | | | | | | | | | 271 | A | Portland | 84 74 |
| | | | | | | | | | | | | 271 | H | Portland | 71 78 |
| | | | | | | | | | | | | 303 | A | Pepperdine | 58 59 |
| | | | | | | | | | | | | 303 | H | Pepperdine | 80 79 |
| LAST 12 Division I GAMES: | | | | | | | | | | | | | | | |
| 205 | A | Loyola Marymount | 64 75 | 303 | H | Pepperdine | 80 79 | | | | | | | | |
| 159 | H | Santa Clara | 51 61 | 126 | A | St. Mary's (CA) | 74 82 | | | | | | | | |
| 77 | H | Gonzaga | 58 74 | 140 | A | San Francisco | 64 67 | | | | | | | | |
| 271 | H | Portland | 71 78 | 205 | H | Loyola Marymount | 52 65 | | | | | | | | |
| 159 | A | Santa Clara | 51 68 | 86 | A | BYU | 50 68 | | | | | | | | |
| 220 | A | San Diego | 71 73 | 126 | H | St. Mary's (CA) | 54 63 | | | | | | | | |

Non-Div I Games: UC Merced 111 50 William Jessup 103 65

Pacific

■ Loss,
 ■ Non-Conf,
 ■ S Site,
 ■ Home
 ■ A Away
 N Neutral

| | | | | | | | | | | |
|-------------------|----------|-----------|----------------|------------|-------------|---------------|------|------|-------|-----------|
| Average RPI Win: | 184 | WON-LOST | WINNING | LAST 10 | STRENGTH OF | OPP. STRENGTH | TEAM | ADJ. | CONF. | ADJ CONF. |
| Average RPI Loss: | 100 | RECORD | PCT. RANK | GAMES | SCHEDULE | OF SCHEDULE | RPI | RPI | RPI | RPI |
| DIV. I ONLY | 16- 7 | 74 | 7- 2 | 93 | 122 | 74 | 74 | 8 | 8 | |
| DIV. I NON-CONF. | 6- 6 | 165 | 0- 2 | 203 | 125 | 172 | 172 | 9 | 9 | |
| TOTALS | RPI 1-25 | RPI 26-50 | W-L RECORDS | RPI 51-100 | RPI 101-150 | RPI 150+ | | | | |
| 16- 7 | 0- 2 | 1- 0 | OVERALL | 0- 1 | 4- 2 | 11- 2 | | | | |
| 6- 5 | 0- 1 | 1- 0 | HOME | 0- 1 | 2- 1 | 3- 2 | | | | |
| 10- 2 | 0- 1 | 0- 0 | AWAY | 0- 0 | 2- 1 | 8- 0 | | | | |
| 0- 0 | 0- 0 | 0- 0 | NEUTRAL | 0- 0 | 0- 0 | 0- 0 | | | | |
| 6- 6 | 0- 2 | 0- 0 | NON-CONFERENCE | 0- 1 | 0- 1 | 6- 2 | | | | |
| 0- 5 | 0- 1 | 0- 0 | HOME | 0- 1 | 0- 1 | 0- 2 | | | | |
| 6- 1 | 0- 1 | 0- 0 | AWAY | 0- 0 | 0- 0 | 6- 0 | | | | |
| 0- 0 | 0- 0 | 0- 0 | NEUTRAL | 0- 0 | 0- 0 | 0- 0 | | | | |
| 10- 1 | 0- 0 | 1- 0 | CONFERENCE | 0- 0 | 4- 1 | 5- 0 | | | | |
| 6- 0 | 0- 0 | 1- 0 | HOME | 0- 0 | 2- 0 | 3- 0 | | | | |
| 4- 1 | 0- 0 | 0- 0 | AWAY | 0- 0 | 2- 1 | 2- 0 | | | | |
| 0- 0 | 0- 0 | 0- 0 | NEUTRAL | 0- 0 | 0- 0 | 0- 0 | | | | |

| RPI 1-25 | | | | RPI 26-50 | | | | RPI 51-100 Team's RPI: 74 | | | | RPI 101+ | | | |
|---------------------------|---|----------|-------|-----------|---|-----------|-------|---------------------------|---|-----------|-------|----------|---|----------------|-------|
| RPI | S | Opponent | Score | RPI | S | Opponent | Score | RPI | S | Opponent | Score | RPI | S | Opponent | Score |
| 8 | A | Duke | 55 68 | 30 | H | Harvard | 63 43 | 56 | H | Villanova | 48 60 | 109 | H | Saint Joseph's | 53 57 |
| 20 | H | Temple | 53 63 | | | | | | | | | 112 | A | Cornell | 61 55 |
| | | | | | | | | | | | | 112 | H | Cornell | 47 34 |
| | | | | | | | | | | | | 122 | A | Princeton | 62 57 |
| | | | | | | | | | | | | 132 | A | Yale | 48 61 |
| | | | | | | | | | | | | 132 | H | Yale | 66 55 |
| | | | | | | | | | | | | 166 | A | CSUN | 47 36 |
| | | | | | | | | | | | | 167 | H | La Salle | 56 58 |
| | | | | | | | | | | | | 172 | A | Columbia | 64 54 |
| | | | | | | | | | | | | 172 | H | Columbia | 68 59 |
| | | | | | | | | | | | | 175 | A | UC Riverside | 71 55 |
| | | | | | | | | | | | | 179 | A | Brown | 71 68 |
| | | | | | | | | | | | | 179 | H | Brown | 86 60 |
| | | | | | | | | | | | | 206 | H | Binghamton | 48 61 |
| | | | | | | | | | | | | 223 | H | Dartmouth | 68 38 |
| | | | | | | | | | | | | 225 | A | Richmond | 47 44 |
| | | | | | | | | | | | | 300 | A | Rhode Island | 75 43 |
| | | | | | | | | | | | | 314 | A | Lafayette | 64 47 |
| | | | | | | | | | | | | 336 | A | Wagner | 63 39 |
| LAST 12 Division I GAMES: | | | | | | | | | | | | | | | |
| 172 | H | Columbia | 68 59 | 223 | H | Dartmouth | 68 38 | | | | | | | | |
| 112 | H | Cornell | 47 34 | 30 | H | Harvard | 63 43 | | | | | | | | |
| 132 | A | Yale | 48 61 | 20 | H | Temple | 53 63 | | | | | | | | |
| 179 | A | Brown | 71 68 | 56 | H | Villanova | 48 60 | | | | | | | | |
| 112 | A | Cornell | 61 55 | 179 | H | Brown | 86 60 | | | | | | | | |
| 172 | A | Columbia | 64 54 | 132 | H | Yale | 66 55 | | | | | | | | |

Non-Div I Games: Stevens 89 43

Penn

| | | | | | | | | | | |
|-------------------|----------|-----------|----------------|------------|-------------|---------------|------|------|-------|-----------|
| Average RPI Win: | 175 | WON-LOST | WINNING | LAST 10 | STRENGTH OF | OPP. STRENGTH | TEAM | ADJ. | CONF. | ADJ CONF. |
| Average RPI Loss: | 66 | RECORD | PCT. RANK | GAMES | SCHEDULE | OF SCHEDULE | RPI | RPI | RPI | RPI |
| DIV. I ONLY | 18- 9 | 90 | 7- 3 | 148 | 64 | 79 | 79 | 6 | 6 | |
| DIV. I NON-CONF. | 10- 2 | 32 | 0- 0 | 249 | 119 | 82 | 82 | 6 | 6 | |
| TOTALS | RPI 1-25 | RPI 26-50 | W-L RECORDS | RPI 51-100 | RPI 101-150 | RPI 150+ | | | | |
| 18- 9 | 1- 2 | 1- 3 | OVERALL | 3- 3 | 1- 0 | 12- 1 | | | | |
| 13- 1 | 1- 0 | 1- 1 | HOME | 2- 0 | 1- 0 | 8- 0 | | | | |
| 4- 7 | 0- 2 | 0- 2 | AWAY | 1- 2 | 0- 0 | 3- 1 | | | | |
| 1- 1 | 0- 0 | 0- 0 | NEUTRAL | 0- 1 | 0- 0 | 1- 0 | | | | |
| 10- 2 | 1- 0 | 0- 0 | NON-CONFERENCE | 0- 2 | 1- 0 | 8- 0 | | | | |
| 7- 0 | 1- 0 | 0- 0 | HOME | 0- 0 | 1- 0 | 5- 0 | | | | |
| 2- 1 | 0- 0 | 0- 0 | AWAY | 0- 1 | 0- 0 | 2- 0 | | | | |
| 1- 1 | 0- 0 | 0- 0 | NEUTRAL | 0- 1 | 0- 0 | 1- 0 | | | | |
| 8- 7 | 0- 2 | 1- 3 | CONFERENCE | 3- 1 | 0- 0 | 4- 1 | | | | |
| 6- 1 | 0- 0 | 1- 1 | HOME | 2- 0 | 0- 0 | 3- 0 | | | | |
| 2- 6 | 0- 2 | 0- 2 | AWAY | 1- 1 | 0- 0 | 1- 1 | | | | |
| 0- 0 | 0- 0 | 0- 0 | NEUTRAL | 0- 0 | 0- 0 | 0- 0 | | | | |

| RPI 1-25 | | | | RPI 26-50 | | | | RPI 51-100 | | | | Team's RPI: 79 | RPI 101+ | | | |
|---------------------------|---|--------------|-------|-----------|---|--------------|-------|------------|---|--------------|-------|----------------|----------|---|----------------|--------|
| RPI | S | Opponent | Score | RPI | S | Opponent | Score | RPI | S | Opponent | Score | | RPI | S | Opponent | Score |
| 21 | A | Maryland | 83 89 | 39 | A | Michigan St. | 64 73 | 64 | A | Drexel | 60 83 | | 141 | H | Pittsburgh | 91 62 |
| 23 | H | Tennessee | 70 56 | 44 | A | Indiana | 66 72 | 66 | N | Georgetown | 54 68 | | 151 | H | Iona | 80 67 |
| 25 | A | Ohio St. | 72 87 | 44 | H | Indiana | 70 89 | 71 | A | Northwestern | 74 58 | | 163 | A | Boston College | 60 56 |
| | | | | 50 | H | Iowa | 71 58 | 78 | H | Minnesota | 77 66 | | 187 | H | Nebraska | 86 69 |
| | | | | | | | | 83 | A | Purdue | 51 64 | | 194 | H | American | 70 65 |
| | | | | | | | | 83 | H | Purdue | 79 73 | | 208 | A | Illinois | 80 62 |
| | | | | | | | | | | | | | 208 | H | Illinois | 82 66 |
| | | | | | | | | | | | | | 211 | H | Wisconsin | 76 46 |
| | | | | | | | | | | | | | 212 | A | Rutgers | 45 61 |
| | | | | | | | | | | | | | 241 | H | Akron | 84 71 |
| | | | | | | | | | | | | | 257 | N | Georgia St. | 69 42 |
| | | | | | | | | | | | | | 261 | H | Marshall | 82 80 |
| | | | | | | | | | | | | | 297 | A | Holy Cross | 84 48 |
| | | | | | | | | | | | | | 325 | H | Saint Peter's | 106 50 |
| LAST 12 Division I GAMES: | | | | | | | | | | | | | | | | |
| 39 | A | Michigan St. | 64 73 | 208 | H | Illinois | 82 66 | | | | | | | | | |
| 208 | A | Illinois | 80 62 | 44 | A | Indiana | 66 72 | | | | | | | | | |
| 83 | H | Purdue | 79 73 | 187 | H | Nebraska | 86 69 | | | | | | | | | |
| 78 | H | Minnesota | 77 66 | 211 | H | Wisconsin | 76 46 | | | | | | | | | |
| 71 | A | Northwestern | 74 58 | 21 | A | Maryland | 83 89 | | | | | | | | | |
| 25 | A | Ohio St. | 72 87 | 83 | A | Purdue | 51 64 | | | | | | | | | |

Non-Div I Games:

Penn St.

■ Loss,
■ Non-Conf,
■ S Site,
■ H Home
■ A Away
N Neutral

Pepperdine

Through Games Of Feb. 25, 2017

| Average RPI Win: | 217 | WON-LOST | WINNING | LAST 10 | STRENGTH OF | OPP. STRENGTH | TEAM | ADJ. | CONF. | ADJ CONF. |
|-------------------|----------|-----------|----------------|------------|-------------|---------------|------|------|-------|-----------|
| Average RPI Loss: | 179 | RECORD | PCT. RANK | GAMES | SCHEDULE | OF SCHEDULE | RPI | RPI | RPI | RPI |
| DIV. I ONLY | 7- 22 | 307 | 2- 8 | 215 | 221 | 303 | 303 | 14 | 14 | |
| DIV. I NON-CONF. | 2- 9 | 293 | 0- 0 | 244 | 334 | 320 | 320 | 13 | 13 | |
| TOTALS | RPI 1-25 | RPI 26-50 | W-L RECORDS | RPI 51-100 | RPI 101-150 | RPI 150+ | | | | |
| 7- 22 | 0- 1 | 0- 0 | OVERALL | 1- 4 | 1- 5 | 5- 12 | | | | |
| 5- 9 | 0- 1 | 0- 0 | HOME | 1- 2 | 1- 2 | 3- 4 | | | | |
| 2- 13 | 0- 0 | 0- 0 | AWAY | 0- 2 | 0- 3 | 2- 8 | | | | |
| 0- 0 | 0- 0 | 0- 0 | NEUTRAL | 0- 0 | 0- 0 | 0- 0 | | | | |
| 2- 9 | 0- 1 | 0- 0 | NON-CONFERENCE | 0- 1 | 0- 2 | 2- 5 | | | | |
| 1- 4 | 0- 1 | 0- 0 | HOME | 0- 1 | 0- 1 | 1- 1 | | | | |
| 1- 5 | 0- 0 | 0- 0 | AWAY | 0- 0 | 0- 1 | 1- 4 | | | | |
| 0- 0 | 0- 0 | 0- 0 | NEUTRAL | 0- 0 | 0- 0 | 0- 0 | | | | |
| 5- 13 | 0- 0 | 0- 0 | CONFERENCE | 1- 3 | 1- 3 | 3- 7 | | | | |
| 4- 5 | 0- 0 | 0- 0 | HOME | 1- 1 | 1- 1 | 2- 3 | | | | |
| 1- 8 | 0- 0 | 0- 0 | AWAY | 0- 2 | 0- 2 | 1- 4 | | | | |
| 0- 0 | 0- 0 | 0- 0 | NEUTRAL | 0- 0 | 0- 0 | 0- 0 | | | | |

| RPI S | Opponent | Score | RPI S | Opponent | Score | RPI S | Opponent | Score | RPI S | Opponent | Score | Team's RPI: 303 |
|---------------------------|----------|------------------|-------|----------|-------|-------|-----------------|-------|-------|---------------------|-------|-----------------|
| 8 | H Duke | 65 99 | | | | 77 | A Gonzaga | 61 83 | 121 | H Long Beach St. | 41 44 | |
| | | | | | | 77 | H Gonzaga | 79 69 | 126 | A St. Mary's (CA) | 57 84 | |
| | | | | | | 86 | A BYU | 49 88 | 126 | H St. Mary's (CA) | 60 81 | |
| | | | | | | 86 | H BYU | 47 73 | 140 | A San Francisco | 78 84 | |
| | | | | | | 91 | H UNLV | 61 68 | 140 | H San Francisco | 81 59 | |
| | | | | | | | | | 150 | A New Mexico St. | 66 75 | |
| | | | | | | | | | 159 | A Santa Clara | 40 61 | |
| | | | | | | | | | 159 | H Santa Clara | 48 69 | |
| | | | | | | | | | 205 | A Loyola Marymount | 60 72 | |
| | | | | | | | | | 205 | H Loyola Marymount | 78 87 | |
| | | | | | | | | | 220 | A San Diego | 55 42 | |
| | | | | | | | | | 220 | H San Diego | 57 40 | |
| | | | | | | | | | 233 | A UC Santa Barbara | 57 66 | |
| | | | | | | | | | 251 | A Pacific | 79 80 | |
| | | | | | | | | | 251 | H Pacific | 59 58 | |
| | | | | | | | | | 256 | A Cal Poly | 52 62 | |
| | | | | | | | | | 265 | H CSU Bakersfield | 62 57 | |
| | | | | | | | | | 271 | A Portland | 55 75 | |
| | | | | | | | | | 271 | H Portland | 61 71 | |
| | | | | | | | | | 287 | H Nevada | 60 69 | |
| | | | | | | | | | 310 | A Denver | 67 75 | |
| | | | | | | | | | 329 | A Utah Valley | 65 72 | |
| | | | | | | | | | 346 | A Cal St. Fullerton | 69 58 | |
| LAST 12 Division I GAMES: | | | | | | | | | | | | |
| 140 | A | San Francisco | 78 | 84 | 251 | A | Pacific | 79 | 80 | | | |
| 126 | A | St. Mary's (CA) | 57 | 84 | 140 | H | San Francisco | 81 | 59 | | | |
| 205 | H | Loyola Marymount | 78 | 87 | 77 | A | Gonzaga | 61 | 83 | | | |
| 159 | H | Santa Clara | 48 | 69 | 271 | A | Portland | 55 | 75 | | | |
| 220 | H | San Diego | 57 | 40 | 126 | H | St. Mary's (CA) | 60 | 81 | | | |
| 86 | A | BYU | 49 | 88 | 86 | H | BYU | 47 | 73 | | | |

Non-Div I Games:

Pepperdine

Loss, Non-Conf, S Site, H Home A Away N Neutral

| Average RPI Win: | 214 | WON-LOST | WINNING | LAST 10 | STRENGTH OF | OPP. STRENGTH | TEAM | ADJ. | CONF. | ADJ CONF. |
|-------------------|----------|-----------|----------------|------------|-------------|---------------|------|------|-------|-----------|
| Average RPI Loss: | 52 | RECORD | PCT. RANK | GAMES | SCHEDULE | OF SCHEDULE | RPI | RPI | RPI | RPI |
| DIV. I ONLY | 12- 15 | 205 | 2- 8 | 59 | 58 | 141 | 141 | 3 | 3 | |
| DIV. I NON-CONF. | 8- 4 | 97 | 0- 0 | 260 | 284 | 187 | 187 | 4 | 4 | |
| TOTALS | RPI 1-25 | RPI 26-50 | W-L RECORDS | RPI 51-100 | RPI 101-150 | RPI 150+ | | | | |
| 12- 15 | 0- 6 | 1- 2 | OVERALL | 1- 4 | 2- 3 | 8- 0 | | | | |
| 10- 5 | 0- 2 | 1- 0 | HOME | 1- 1 | 2- 2 | 6- 0 | | | | |
| 0- 10 | 0- 4 | 0- 2 | AWAY | 0- 3 | 0- 1 | 0- 0 | | | | |
| 2- 0 | 0- 0 | 0- 0 | NEUTRAL | 0- 0 | 0- 0 | 2- 0 | | | | |
| 8- 4 | 0- 0 | 0- 0 | NON-CONFERENCE | 0- 2 | 1- 2 | 7- 0 | | | | |
| 6- 2 | 0- 0 | 0- 0 | HOME | 0- 1 | 1- 1 | 5- 0 | | | | |
| 0- 2 | 0- 0 | 0- 0 | AWAY | 0- 1 | 0- 1 | 0- 0 | | | | |
| 2- 0 | 0- 0 | 0- 0 | NEUTRAL | 0- 0 | 0- 0 | 2- 0 | | | | |
| 4- 11 | 0- 6 | 1- 2 | CONFERENCE | 1- 2 | 1- 1 | 1- 0 | | | | |
| 4- 3 | 0- 2 | 1- 0 | HOME | 1- 0 | 1- 1 | 1- 0 | | | | |
| 0- 8 | 0- 4 | 0- 2 | AWAY | 0- 2 | 0- 0 | 0- 0 | | | | |
| 0- 0 | 0- 0 | 0- 0 | NEUTRAL | 0- 0 | 0- 0 | 0- 0 | | | | |

| RPI | S | Opponent | Score | RPI | S | Opponent | Score | RPI | S | Opponent | Score | RPI | S | Opponent | Score | Team's RPI: 141 |
|---------------------------|---|---------------|-------|-----|---|--------------------|-------|-----|---|---------------|-------|-----|---|-----------------|-------|-----------------|
| 2 | A | Notre Dame | 54 86 | 31 | A | Syracuse | 65 93 | 53 | A | Georgia Tech | 57 71 | 111 | H | North Carolina | 68 48 | |
| 8 | A | Duke | 48 62 | 38 | A | North Carolina St. | 42 55 | 72 | A | Wake Forest | 48 57 | 112 | H | Cornell | 56 44 | |
| 10 | A | Florida St. | 48 79 | 47 | H | Virginia | 62 54 | 79 | A | Penn St. | 62 91 | 116 | H | Charlotte | 63 70 | |
| 12 | A | Louisville | 52 73 | | | | | 83 | H | Purdue | 61 67 | 118 | H | Clemson | 46 54 | |
| 12 | H | Louisville | 48 63 | | | | | 92 | H | Virginia Tech | 72 64 | 136 | A | Duquesne | 54 63 | |
| 16 | H | Miami (FL) | 50 82 | | | | | | | | | 163 | H | Boston College | 56 43 | |
| | | | | | | | | | | | | 267 | H | Bryant | 76 60 | |
| | | | | | | | | | | | | 279 | H | Loyola Maryland | 74 44 | |
| | | | | | | | | | | | | 282 | H | Mt. St. Mary's | 89 54 | |
| | | | | | | | | | | | | 289 | N | McNeese | 71 65 | |
| | | | | | | | | | | | | 299 | N | UTEP | 71 46 | |
| | | | | | | | | | | | | 312 | H | Youngstown St. | 63 50 | |
| | | | | | | | | | | | | 319 | H | Loyola Chicago | 59 35 | |
| LAST 12 Division I GAMES: | | | | | | | | | | | | | | | | |
| 10 | A | Florida St. | 48 79 | 31 | A | Syracuse | 65 93 | | | | | | | | | |
| 53 | A | Georgia Tech | 57 71 | 12 | H | Louisville | 48 63 | | | | | | | | | |
| 92 | H | Virginia Tech | 72 64 | 38 | A | North Carolina St. | 42 55 | | | | | | | | | |
| 8 | A | Duke | 48 62 | 47 | H | Virginia | 62 54 | | | | | | | | | |
| 118 | H | Clemson | 46 54 | 111 | H | North Carolina | 68 48 | | | | | | | | | |
| 72 | A | Wake Forest | 48 57 | 2 | A | Notre Dame | 54 86 | | | | | | | | | |

Non-Div I Games: Slippery Rock 94 48

Pittsburgh

■ Loss,
■ Non-Conf,
■ S Site,
■ H Home
■ A Away
N Neutral

| Average RPI Win: | 262 | WON-LOST | WINNING | LAST 10 | STRENGTH OF | OPP. STRENGTH | TEAM | ADJ. | CONF. | ADJ CONF. |
|-------------------|----------|-----------|----------------|------------|-------------|---------------|------|------|-------|-----------|
| Average RPI Loss: | 129 | RECORD | PCT. RANK | GAMES | SCHEDULE | OF SCHEDULE | RPI | RPI | RPI | RPI |
| DIV. I ONLY | 5- 23 | 323 | 3- 7 | 90 | 137 | 271 | 271 | 14 | 14 | |
| DIV. I NON-CONF. | 1- 9 | 323 | 0- 0 | 24 | 74 | 228 | 228 | 13 | 13 | |
| TOTALS | RPI 1-25 | RPI 26-50 | W-L RECORDS | RPI 51-100 | RPI 101-150 | RPI 150+ | | | | |
| 5- 23 | 0- 2 | 0- 1 | OVERALL | 0- 8 | 0- 4 | 5- 8 | | | | |
| 3- 9 | 0- 1 | 0- 0 | HOME | 0- 3 | 0- 2 | 3- 3 | | | | |
| 2- 13 | 0- 1 | 0- 1 | AWAY | 0- 4 | 0- 2 | 2- 5 | | | | |
| 0- 1 | 0- 0 | 0- 0 | NEUTRAL | 0- 1 | 0- 0 | 0- 0 | | | | |
| 1- 9 | 0- 2 | 0- 1 | NON-CONFERENCE | 0- 4 | 0- 0 | 1- 2 | | | | |
| 1- 2 | 0- 1 | 0- 0 | HOME | 0- 1 | 0- 0 | 1- 0 | | | | |
| 0- 6 | 0- 1 | 0- 1 | AWAY | 0- 2 | 0- 0 | 0- 2 | | | | |
| 0- 1 | 0- 0 | 0- 0 | NEUTRAL | 0- 1 | 0- 0 | 0- 0 | | | | |
| 4- 14 | 0- 0 | 0- 0 | CONFERENCE | 0- 4 | 0- 4 | 4- 6 | | | | |
| 2- 7 | 0- 0 | 0- 0 | HOME | 0- 2 | 0- 2 | 2- 3 | | | | |
| 2- 7 | 0- 0 | 0- 0 | AWAY | 0- 2 | 0- 2 | 2- 3 | | | | |
| 0- 0 | 0- 0 | 0- 0 | NEUTRAL | 0- 0 | 0- 0 | 0- 0 | | | | |

| RPI 1-25 | | | | RPI 26-50 | | | | RPI 51-100 | | | | RPI 101+ Team's RPI: 271 | | | |
|---------------------------|---|------------------|-------|-----------|---|---------------|-------|------------|---|---------------------|-------|--------------------------|---|------------------|-------|
| RPI | S | Opponent | Score | RPI | S | Opponent | Score | RPI | S | Opponent | Score | RPI | S | Opponent | Score |
| 5 | A | Oregon St. | 45 62 | 37 | A | Oregon | 41 81 | 67 | N | Southern California | 54 67 | 126 | A | St. Mary's (CA) | 76 92 |
| 7 | H | Washington | 53 83 | | | | | 69 | A | Boise St. | 60 74 | 126 | H | St. Mary's (CA) | 65 75 |
| | | | | | | | | 77 | A | Gonzaga | 55 67 | 140 | A | San Francisco | 71 83 |
| | | | | | | | | 77 | H | Gonzaga | 50 85 | 140 | H | San Francisco | 56 75 |
| | | | | | | | | 86 | A | BYU | 60 73 | 159 | A | Santa Clara | 56 68 |
| | | | | | | | | 86 | H | BYU | 38 77 | 159 | H | Santa Clara | 44 56 |
| | | | | | | | | 88 | H | Montana St. | 66 70 | 205 | A | Loyola Marymount | 54 69 |
| | | | | | | | | 96 | A | UC Davis | 52 66 | 205 | H | Loyola Marymount | 71 56 |
| | | | | | | | | | | | | 220 | A | San Diego | 40 57 |
| | | | | | | | | | | | | 220 | H | San Diego | 54 72 |
| | | | | | | | | | | | | 230 | A | Weber St. | 37 76 |
| | | | | | | | | | | | | 247 | H | Portland St. | 79 68 |
| | | | | | | | | | | | | 251 | A | Pacific | 78 71 |
| | | | | | | | | | | | | 251 | H | Pacific | 74 84 |
| | | | | | | | | | | | | 287 | A | Nevada | 59 72 |
| | | | | | | | | | | | | 303 | A | Pepperdine | 71 61 |
| | | | | | | | | | | | | 303 | H | Pepperdine | 75 55 |
| LAST 12 Division I GAMES: | | | | | | | | | | | | | | | |
| 220 | H | San Diego | 54 72 | 86 | H | BYU | 38 77 | 159 | A | Santa Clara | 56 68 | 220 | A | San Diego | 40 57 |
| 86 | A | BYU | 60 73 | 303 | H | Pepperdine | 75 55 | 77 | H | Gonzaga | 50 85 | 140 | H | San Francisco | 56 75 |
| 140 | A | San Francisco | 71 83 | 140 | H | San Francisco | 56 75 | | | | | | | | |
| 251 | A | Pacific | 78 71 | | | | | | | | | | | | |
| 205 | H | Loyola Marymount | 71 56 | | | | | | | | | | | | |
| 126 | H | St. Mary's (CA) | 65 75 | | | | | | | | | | | | |

Non-Div I Games: Alas. Anchorage 66 57

Portland

■ Loss,
 ■ Non-Conf,
 ■ S Site,
 ■ Home
 ■ Away
 N Neutral

| | | | | | | | | | | |
|-------------------|----------|-----------|----------------|------------|-------------|---------------|------|------|-------|-----------|
| Average RPI Win: | 282 | WON-LOST | WINNING | LAST 10 | STRENGTH OF | OPP. STRENGTH | TEAM | ADJ. | CONF. | ADJ CONF. |
| Average RPI Loss: | 149 | RECORD | PCT. RANK | GAMES | SCHEDULE | OF SCHEDULE | RPI | RPI | RPI | RPI |
| DIV. I ONLY | 12- 15 | 205 | 3- 7 | 316 | 188 | 247 | 247 | 20 | 20 | |
| DIV. I NON-CONF. | 5- 6 | 186 | 0- 0 | 317 | 113 | 223 | 223 | 18 | 18 | |
| TOTALS | RPI 1-25 | RPI 26-50 | W-L RECORDS | RPI 51-100 | RPI 101-150 | RPI 150+ | | | | |
| 12- 15 | 0- 1 | 0- 1 | OVERALL | 1- 2 | 0- 5 | 11- 6 | | | | |
| 6- 3 | 0- 0 | 0- 0 | HOME | 1- 0 | 0- 2 | 5- 1 | | | | |
| 4- 10 | 0- 0 | 0- 0 | AWAY | 0- 0 | 0- 0 | 4- 1 | | | | |
| 2- 2 | 0- 1 | 0- 1 | NEUTRAL | 0- 0 | 0- 0 | 2- 0 | | | | |
| 5- 6 | 0- 1 | 0- 1 | NON-CONFERENCE | 0- 1 | 0- 1 | 5- 2 | | | | |
| 2- 0 | 0- 0 | 0- 0 | HOME | 0- 0 | 0- 0 | 2- 0 | | | | |
| 1- 4 | 0- 0 | 0- 0 | AWAY | 0- 1 | 0- 1 | 1- 2 | | | | |
| 2- 2 | 0- 1 | 0- 1 | NEUTRAL | 0- 0 | 0- 0 | 2- 0 | | | | |
| 7- 9 | 0- 0 | 0- 0 | CONFERENCE | 1- 1 | 0- 4 | 6- 4 | | | | |
| 4- 3 | 0- 0 | 0- 0 | HOME | 1- 0 | 0- 2 | 3- 1 | | | | |
| 3- 6 | 0- 0 | 0- 0 | AWAY | 0- 1 | 0- 2 | 3- 3 | | | | |
| 0- 0 | 0- 0 | 0- 0 | NEUTRAL | 0- 0 | 0- 0 | 0- 0 | | | | |

| RPI 1-25 | | | | RPI 26-50 | | | | RPI 51-100 | | | | RPI 101+ | | | | Team's RPI: 247 | |
|---------------------------|---|----------------|-------|-----------|---|----------------|-------|------------|---|-------------|-------|----------|---|-------------------|-------|-----------------|--|
| RPI | S | Opponent | Score | RPI | S | Opponent | Score | RPI | S | Opponent | Score | RPI | S | Opponent | Score | | |
| 15 | N | Oklahoma | 60 74 | 37 | N | Oregon | 46 90 | 69 | A | Boise St. | 76 94 | 117 | A | North Dakota | 61 65 | | |
| | | | | | | | | 88 | A | Montana St. | 76 83 | 120 | H | Eastern Wash. | 62 68 | | |
| | | | | | | | | 88 | H | Montana St. | 69 65 | 125 | A | Arizona | 52 75 | | |
| | | | | | | | | | | | | 127 | H | Idaho | 66 72 | | |
| | | | | | | | | | | | | 128 | A | Northern Colo. | 62 91 | | |
| | | | | | | | | | | | | 161 | A | Idaho St. | 47 53 | | |
| | | | | | | | | | | | | 166 | A | CSUN | 72 99 | | |
| | | | | | | | | | | | | 216 | A | Seattle U | 79 71 | | |
| | | | | | | | | | | | | 230 | A | Weber St. | 75 85 | | |
| | | | | | | | | | | | | 271 | A | Portland | 68 79 | | |
| | | | | | | | | | | | | 274 | N | Kennesaw St. | 71 61 | | |
| | | | | | | | | | | | | 283 | A | Sacramento St. | 88 86 | | |
| | | | | | | | | | | | | 283 | H | Sacramento St. | 68 77 | | |
| | | | | | | | | | | | | 285 | N | Northern Ky. | 77 54 | | |
| | | | | | | | | | | | | 298 | A | Southern Utah | 64 82 | | |
| | | | | | | | | | | | | 298 | H | Southern Utah | 81 74 | | |
| | | | | | | | | | | | | 308 | A | Northern Ariz. | 74 73 | | |
| | | | | | | | | | | | | 308 | H | Northern Ariz. | 56 55 | | |
| | | | | | | | | | | | | 324 | H | UC Irvine | 79 73 | | |
| | | | | | | | | | | | | 328 | A | Montana | 64 44 | | |
| | | | | | | | | | | | | 328 | H | Montana | 68 45 | | |
| | | | | | | | | | | | | 346 | H | Cal St. Fullerton | 81 73 | | |
| LAST 12 Division I GAMES: | | | | | | | | | | | | | | | | | |
| 308 | A | Northern Ariz. | 74 73 | 120 | H | Eastern Wash. | 62 68 | | | | | | | | | | |
| 298 | A | Southern Utah | 64 82 | 127 | H | Idaho | 66 72 | | | | | | | | | | |
| 328 | H | Montana | 68 45 | 283 | H | Sacramento St. | 68 77 | | | | | | | | | | |
| 88 | H | Montana St. | 69 65 | 88 | A | Montana St. | 76 83 | | | | | | | | | | |
| 230 | A | Weber St. | 75 85 | 328 | A | Montana | 64 44 | | | | | | | | | | |
| 161 | A | Idaho St. | 47 53 | 298 | H | Southern Utah | 81 74 | | | | | | | | | | |

Non-Div I Games: Pacific Union 93 61

Portland St.

Loss, Non-Conf, S Site, H Home A Away N Neutral

| | | | | | | | | | | |
|-------------------|----------|-----------|----------------|------------|-------------|---------------|------|------|-------|-----------|
| Average RPI Win: | 279 | WON-LOST | WINNING | LAST 10 | STRENGTH OF | OPP. STRENGTH | TEAM | ADJ. | CONF. | ADJ CONF. |
| Average RPI Loss: | 188 | RECORD | PCT. RANK | GAMES | SCHEDULE | OF SCHEDULE | RPI | RPI | RPI | RPI |
| DIV. I ONLY | 11- 16 | 226 | 4- 6 | 302 | 325 | 278 | 278 | 30 | 30 | |
| DIV. I NON-CONF. | 5- 7 | 205 | 0- 0 | 112 | 218 | 171 | 171 | 30 | 30 | |
| TOTALS | RPI 1-25 | RPI 26-50 | W-L RECORDS | RPI 51-100 | RPI 101-150 | RPI 150+ | | | | |
| 11- 16 | 0- 2 | 0- 0 | OVERALL | 0- 3 | 0- 0 | 11- 11 | | | | |
| 9- 2 | 0- 0 | 0- 0 | HOME | 0- 0 | 0- 0 | 9- 2 | | | | |
| 1- 14 | 0- 0 | 0- 0 | AWAY | 0- 0 | 0- 0 | 1- 1 | | | | |
| 1- 0 | 0- 0 | 0- 0 | NEUTRAL | 0- 0 | 0- 0 | 1- 0 | | | | |
| 5- 7 | 0- 2 | 0- 0 | NON-CONFERENCE | 0- 3 | 0- 0 | 5- 2 | | | | |
| 4- 0 | 0- 0 | 0- 0 | HOME | 0- 0 | 0- 0 | 4- 0 | | | | |
| 0- 7 | 0- 2 | 0- 0 | AWAY | 0- 3 | 0- 0 | 0- 2 | | | | |
| 1- 0 | 0- 0 | 0- 0 | NEUTRAL | 0- 0 | 0- 0 | 1- 0 | | | | |
| 6- 9 | 0- 0 | 0- 0 | CONFERENCE | 0- 0 | 0- 0 | 6- 9 | | | | |
| 5- 2 | 0- 0 | 0- 0 | HOME | 0- 0 | 0- 0 | 5- 2 | | | | |
| 1- 7 | 0- 0 | 0- 0 | AWAY | 0- 0 | 0- 0 | 1- 7 | | | | |
| 0- 0 | 0- 0 | 0- 0 | NEUTRAL | 0- 0 | 0- 0 | 0- 0 | | | | |

| RPI 1-25 | | | | RPI 26-50 | | | | RPI 51-100 | | | | RPI 101+ Team's RPI: 278 | | | |
|---------------------------|---|------------------|-------|-----------|---|-----------------|-------|------------|---|------------------|-------|--------------------------|---|------------------|-------|
| RPI | S | Opponent | Score | RPI | S | Opponent | Score | RPI | S | Opponent | Score | RPI | S | Opponent | Score |
| 17 | A | DePaul | 62 94 | | | | | 93 | A | SMU | 54 61 | 152 | H | Texas St. | 64 60 |
| 24 | A | Texas A&M | 62 90 | | | | | 97 | A | SFA | 64 88 | 168 | A | Rice | 57 68 |
| | | | | | | | | 100 | A | Texas Tech | 43 85 | 185 | H | Bethune-Cookman | 66 64 |
| | | | | | | | | | | | | 201 | A | Grambling | 55 60 |
| | | | | | | | | | | | | 201 | H | Grambling | 51 49 |
| | | | | | | | | | | | | 203 | A | Texas Southern | 51 73 |
| | | | | | | | | | | | | 203 | H | Texas Southern | 62 70 |
| | | | | | | | | | | | | 221 | A | UTRGV | 74 82 |
| | | | | | | | | | | | | 222 | H | Alabama St. | 61 75 |
| | | | | | | | | | | | | 224 | A | Southern U. | 72 86 |
| | | | | | | | | | | | | 261 | N | Marshall | 78 68 |
| | | | | | | | | | | | | 262 | A | Ark.-Pine Bluff | 47 64 |
| | | | | | | | | | | | | 262 | H | Ark.-Pine Bluff | 62 57 |
| | | | | | | | | | | | | 305 | A | Alcorn | 55 62 |
| | | | | | | | | | | | | 306 | H | Nicholls St. | 69 67 |
| | | | | | | | | | | | | 316 | A | Mississippi Val. | 55 64 |
| | | | | | | | | | | | | 316 | H | Mississippi Val. | 96 65 |
| | | | | | | | | | | | | 338 | H | Sam Houston St. | 75 65 |
| | | | | | | | | | | | | 345 | A | Jackson St. | 60 74 |
| | | | | | | | | | | | | 345 | H | Jackson St. | 73 63 |
| | | | | | | | | | | | | 349 | A | Alabama A&M | 63 50 |
| | | | | | | | | | | | | 349 | H | Alabama A&M | 71 47 |
| LAST 12 Division I GAMES: | | | | | | | | | | | | | | | |
| 349 | A | Alabama A&M | 63 50 | 222 | H | Alabama St. | 61 75 | 349 | H | Alabama A&M | 71 47 | | | | |
| 262 | H | Ark.-Pine Bluff | 62 57 | 262 | A | Ark.-Pine Bluff | 47 64 | 316 | A | Mississippi Val. | 55 64 | | | | |
| 316 | H | Mississippi Val. | 96 65 | 201 | A | Grambling | 55 60 | 201 | H | Grambling | 51 49 | | | | |
| 201 | A | Grambling | 55 60 | 345 | A | Jackson St. | 60 74 | 345 | H | Jackson St. | 73 63 | | | | |
| 345 | A | Jackson St. | 60 74 | 203 | A | Texas Southern | 51 73 | | | | | | | | |

Non-Div I Games:

Prairie View

Loss, Non-Conf, S Site, H Home A Away N Neutral

| | | | | | | | | | | |
|-------------------|----------|-----------|----------------|------------|-------------|---------------|------|------|-------|-----------|
| Average RPI Win: | 273 | WON-LOST | WINNING | LAST 10 | STRENGTH OF | OPP. STRENGTH | TEAM | ADJ. | CONF. | ADJ CONF. |
| Average RPI Loss: | 171 | RECORD | PCT. RANK | GAMES | SCHEDULE | OF SCHEDULE | RPI | RPI | RPI | RPI |
| DIV. I ONLY | 10- 17 | 246 | 4- 6 | 160 | 320 | 229 | 229 | 28 | 28 | |
| DIV. I NON-CONF. | 2- 9 | 293 | 0- 0 | 100 | 252 | 233 | 233 | 28 | 28 | |
| TOTALS | RPI 1-25 | RPI 26-50 | W-L RECORDS | RPI 51-100 | RPI 101-150 | RPI 150+ | | | | |
| 10- 17 | 0- 0 | 0- 1 | OVERALL | 0- 4 | 1- 2 | 9- 10 | | | | |
| 5- 6 | 0- 0 | 0- 0 | HOME | 0- 2 | 1- 0 | 4- 4 | | | | |
| 5- 10 | 0- 0 | 0- 1 | AWAY | 0- 2 | 0- 2 | 5- 5 | | | | |
| 0- 1 | 0- 0 | 0- 0 | NEUTRAL | 0- 0 | 0- 0 | 0- 1 | | | | |
| 2- 9 | 0- 0 | 0- 1 | NON-CONFERENCE | 0- 4 | 0- 1 | 2- 3 | | | | |
| 0- 3 | 0- 0 | 0- 0 | HOME | 0- 2 | 0- 0 | 0- 1 | | | | |
| 2- 5 | 0- 0 | 0- 1 | AWAY | 0- 2 | 0- 1 | 2- 1 | | | | |
| 0- 1 | 0- 0 | 0- 0 | NEUTRAL | 0- 0 | 0- 0 | 0- 1 | | | | |
| 8- 8 | 0- 0 | 0- 0 | CONFERENCE | 0- 0 | 1- 1 | 7- 7 | | | | |
| 5- 3 | 0- 0 | 0- 0 | HOME | 0- 0 | 1- 0 | 4- 3 | | | | |
| 3- 5 | 0- 0 | 0- 0 | AWAY | 0- 0 | 0- 1 | 3- 4 | | | | |
| 0- 0 | 0- 0 | 0- 0 | NEUTRAL | 0- 0 | 0- 0 | 0- 0 | | | | |

| RPI 1-25 | | | | RPI 26-50 | | | | RPI 51-100 | | | | RPI 101+ | | | | Team's RPI: 229 | |
|---------------------------|---|----------|-------|-----------|---|---------------|-------|------------|---|----------------|-------|----------|---|----------------|-------|-----------------|--|
| RPI | S | Opponent | Score | RPI | S | Opponent | Score | RPI | S | Opponent | Score | RPI | S | Opponent | Score | | |
| | | | | 44 | A | Indiana | 37 71 | 60 | H | Belmont | 58 83 | 116 | A | Charlotte | 63 71 | | |
| | | | | | | | | 77 | A | Gonzaga | 39 79 | 131 | A | Radford | 50 60 | | |
| | | | | | | | | 84 | H | Chattanooga | 48 56 | 131 | H | Radford | 58 54 | | |
| | | | | | | | | 92 | A | Virginia Tech | 36 67 | 165 | A | East Carolina | 46 54 | | |
| | | | | | | | | | | | | 192 | A | Campbell | 42 50 | | |
| | | | | | | | | | | | | 192 | H | Campbell | 39 49 | | |
| | | | | | | | | | | | | 203 | N | Texas Southern | 62 74 | | |
| | | | | | | | | | | | | 215 | A | UNCG | 69 62 | | |
| | | | | | | | | | | | | 235 | A | Liberty | 60 68 | | |
| | | | | | | | | | | | | 235 | H | Liberty | 56 55 | | |
| | | | | | | | | | | | | 236 | A | High Point | 60 87 | | |
| | | | | | | | | | | | | 236 | H | High Point | 64 72 | | |
| | | | | | | | | | | | | 254 | A | UNC Asheville | 52 47 | | |
| | | | | | | | | | | | | 254 | H | UNC Asheville | 60 67 | | |
| | | | | | | | | | | | | 266 | A | Charleston So. | 34 52 | | |
| | | | | | | | | | | | | 266 | H | Charleston So. | 50 48 | | |
| | | | | | | | | | | | | 304 | A | Gardner-Webb | 56 55 | | |
| | | | | | | | | | | | | 304 | H | Gardner-Webb | 58 47 | | |
| | | | | | | | | | | | | 321 | H | USC Upstate | 48 55 | | |
| | | | | | | | | | | | | 339 | A | Winthrop | 78 39 | | |
| | | | | | | | | | | | | 342 | A | N.C. Central | 72 63 | | |
| | | | | | | | | | | | | 344 | H | Longwood | 65 55 | | |
| LAST 12 Division I GAMES: | | | | | | | | | | | | | | | | | |
| | | | | 236 | H | High Point | 64 72 | 266 | A | Charleston So. | 34 52 | | | | | | |
| | | | | 192 | A | Campbell | 42 50 | 131 | H | Radford | 58 54 | | | | | | |
| | | | | 131 | A | Radford | 50 60 | 236 | A | High Point | 60 87 | | | | | | |
| | | | | 304 | H | Gardner-Webb | 58 47 | 254 | H | UNC Asheville | 60 67 | | | | | | |
| | | | | 235 | H | Liberty | 56 55 | 339 | A | Winthrop | 78 39 | | | | | | |
| | | | | 254 | A | UNC Asheville | 52 47 | 266 | H | Charleston So. | 50 48 | | | | | | |

Non-Div I Games:

Presbyterian

■ Loss, ■ Non-Conf, S Site, H Home A Away N Neutral

| Average RPI Win: | 195 | WON-LOST | WINNING | LAST 10 | STRENGTH OF | OPP. STRENGTH | TEAM | ADJ. | CONF. | ADJ CONF. |
|-------------------|----------|-----------|----------------|------------|-------------|---------------|------|------|-------|-----------|
| Average RPI Loss: | 89 | RECORD | PCT. RANK | GAMES | SCHEDULE | OF SCHEDULE | RPI | RPI | RPI | RPI |
| DIV. I ONLY | 14- 10 | 126 | 8- 2 | 102 | 100 | 122 | 122 | 8 | 8 | |
| DIV. I NON-CONF. | 6- 7 | 182 | 1- 0 | 223 | 63 | 192 | 192 | 9 | 9 | |
| TOTALS | RPI 1-25 | RPI 26-50 | W-L RECORDS | RPI 51-100 | RPI 101-150 | RPI 150+ | | | | |
| 14- 10 | 0- 1 | 1- 2 | OVERALL | 0- 2 | 3- 4 | 10- 1 | | | | |
| 8- 5 | 0- 0 | 1- 1 | HOME | 0- 1 | 1- 2 | 6- 1 | | | | |
| 6- 5 | 0- 1 | 0- 1 | AWAY | 0- 1 | 2- 2 | 4- 0 | | | | |
| 0- 0 | 0- 0 | 0- 0 | NEUTRAL | 0- 0 | 0- 0 | 0- 0 | | | | |
| 6- 7 | 0- 1 | 0- 2 | NON-CONFERENCE | 0- 1 | 0- 3 | 6- 0 | | | | |
| 4- 2 | 0- 0 | 0- 1 | HOME | 0- 0 | 0- 1 | 4- 0 | | | | |
| 2- 5 | 0- 1 | 0- 1 | AWAY | 0- 1 | 0- 2 | 2- 0 | | | | |
| 0- 0 | 0- 0 | 0- 0 | NEUTRAL | 0- 0 | 0- 0 | 0- 0 | | | | |
| 8- 3 | 0- 0 | 1- 0 | CONFERENCE | 0- 1 | 3- 1 | 4- 1 | | | | |
| 4- 3 | 0- 0 | 1- 0 | HOME | 0- 1 | 1- 1 | 2- 1 | | | | |
| 4- 0 | 0- 0 | 0- 0 | AWAY | 0- 0 | 2- 0 | 2- 0 | | | | |
| 0- 0 | 0- 0 | 0- 0 | NEUTRAL | 0- 0 | 0- 0 | 0- 0 | | | | |

| RPI S | Opponent | Score | RPI S | Opponent | Score | RPI S | Opponent | Score | RPI S | Opponent | Score | Team's RPI: 122 |
|---------------------------|--------------|-------|-------|---------------------|-------|-------|----------------|-------|-------|--------------|--------|-----------------|
| 19 | A Kansas St. | 42 60 | 30 | H Harvard | 63 58 | 53 | A Georgia Tech | 51 67 | 112 | A Cornell | 58 54 | |
| | | | 45 | H Dayton | 56 62 | 74 | H Penn | 57 62 | 112 | H Cornell | 44 55 | |
| | | | 48 | A George Washington | 45 56 | | | | 113 | A Fordham | 55 57 | |
| | | | | | | | | | 114 | H Rider | 62 70 | |
| | | | | | | | | | 132 | A Yale | 69 47 | |
| | | | | | | | | | 132 | H Yale | 74 62 | |
| | | | | | | | | | 134 | A Delaware | 62 66 | |
| | | | | | | | | | 172 | A Columbia | 62 52 | |
| | | | | | | | | | 172 | H Columbia | 78 54 | |
| | | | | | | | | | 179 | A Brown | 81 75 | |
| | | | | | | | | | 179 | H Brown | 88 98 | |
| | | | | | | | | | 207 | A UMBC | 69 58 | |
| | | | | | | | | | 208 | H Seton Hall | 94 67 | |
| | | | | | | | | | 212 | H Rutgers | 64 34 | |
| | | | | | | | | | 223 | H Dartmouth | 85 55 | |
| | | | | | | | | | 296 | A Lipscomb | 71 43 | |
| | | | | | | | | | 314 | H Lafayette | 65 27 | |
| | | | | | | | | | 336 | H Wagner | 107 44 | |
| LAST 12 Division I GAMES: | | | | | | | | | | | | |
| 112 | H Cornell | 44 55 | 30 | H Harvard | 63 58 | | | | | | | |
| 172 | H Columbia | 78 54 | 223 | H Dartmouth | 85 55 | | | | | | | |
| 179 | A Brown | 81 75 | 132 | H Yale | 74 62 | | | | | | | |
| 132 | A Yale | 69 47 | 179 | H Brown | 88 98 | | | | | | | |
| 172 | A Columbia | 62 52 | 74 | H Penn | 57 62 | | | | | | | |
| 112 | A Cornell | 58 54 | 296 | A Lipscomb | 71 43 | | | | | | | |

Non-Div I Games:

Princeton

■ Loss,
■ Non-Conf, S Site,
■ Home
■ Away
N Neutral

Providence

Through Games Of Feb. 25, 2017

| Average RPI Win: | 222 | WON-LOST | WINNING | LAST 10 | STRENGTH OF | OPP. STRENGTH | TEAM | ADJ. | CONF. | ADJ CONF. |
|-------------------|----------|-----------|----------------|------------|-------------|---------------|------|------|-------|-----------|
| Average RPI Loss: | 87 | RECORD | PCT. RANK | GAMES | SCHEDULE | OF SCHEDULE | RPI | RPI | RPI | RPI |
| DIV. I ONLY | 12- 16 | 216 | 3- 7 | 144 | 83 | 173 | 173 | 7 | 7 | |
| DIV. I NON-CONF. | 8- 3 | 67 | 0- 0 | 315 | 268 | 121 | 121 | 7 | 7 | |
| TOTALS | RPI 1-25 | RPI 26-50 | W-L RECORDS | RPI 51-100 | RPI 101-150 | RPI 150+ | | | | |
| 12- 16 | 0- 4 | 1- 1 | OVERALL | 0- 6 | 0- 0 | 11- 5 | | | | |
| 6- 6 | 0- 2 | 1- 0 | HOME | 0- 3 | 0- 0 | 5- 1 | | | | |
| 4- 10 | 0- 2 | 0- 1 | AWAY | 0- 3 | 0- 0 | 4- 4 | | | | |
| 2- 0 | 0- 0 | 0- 0 | NEUTRAL | 0- 0 | 0- 0 | 2- 0 | | | | |
| 8- 3 | 0- 0 | 0- 0 | NON-CONFERENCE | 0- 0 | 0- 0 | 8- 3 | | | | |
| 3- 0 | 0- 0 | 0- 0 | HOME | 0- 0 | 0- 0 | 3- 0 | | | | |
| 3- 3 | 0- 0 | 0- 0 | AWAY | 0- 0 | 0- 0 | 3- 3 | | | | |
| 2- 0 | 0- 0 | 0- 0 | NEUTRAL | 0- 0 | 0- 0 | 2- 0 | | | | |
| 4- 13 | 0- 4 | 1- 1 | CONFERENCE | 0- 6 | 0- 0 | 3- 2 | | | | |
| 3- 6 | 0- 2 | 1- 0 | HOME | 0- 3 | 0- 0 | 2- 1 | | | | |
| 1- 7 | 0- 2 | 0- 1 | AWAY | 0- 3 | 0- 0 | 1- 1 | | | | |
| 0- 0 | 0- 0 | 0- 0 | NEUTRAL | 0- 0 | 0- 0 | 0- 0 | | | | |

| RPI 1-25 | | | | RPI 26-50 | | | | RPI 51-100 | | | | RPI 101+ Team's RPI: 173 | | | |
|---------------------------|---|-----------------|-------|-----------|---|-----------------|-------|------------|---|-----------------|-------|--------------------------|---|------------------|-------|
| RPI | S | Opponent | Score | RPI | S | Opponent | Score | RPI | S | Opponent | Score | RPI | S | Opponent | Score |
| 17 | A | DePaul | 56 61 | 36 | A | Marquette | 74 79 | 56 | A | Villanova | 43 61 | 163 | A | Boston College | 53 57 |
| 17 | H | DePaul | 55 64 | 36 | H | Marquette | 66 64 | 56 | H | Villanova | 59 64 | 172 | A | Columbia | 64 66 |
| 18 | A | Creighton | 57 88 | | | | | 66 | A | Georgetown | 70 72 | 177 | A | Hartford | 77 65 |
| 18 | H | Creighton | 51 58 | | | | | 66 | H | Georgetown | 39 71 | 179 | A | Brown | 70 77 |
| | | | | | | | | 68 | A | St. John's (NY) | 50 60 | 188 | H | Xavier | 51 54 |
| | | | | | | | | 68 | H | St. John's (NY) | 47 71 | 206 | H | Binghamton | 71 58 |
| | | | | | | | | | | | | 208 | A | Seton Hall | 43 55 |
| | | | | | | | | | | | | 208 | H | Seton Hall | 74 57 |
| | | | | | | | | | | | | 217 | A | Monmouth | 62 58 |
| | | | | | | | | | | | | 227 | A | UNCW | 65 49 |
| | | | | | | | | | | | | 232 | N | Miami (OH) | 75 59 |
| | | | | | | | | | | | | 263 | A | Butler | 64 58 |
| | | | | | | | | | | | | 263 | H | Butler | 68 51 |
| | | | | | | | | | | | | 267 | N | Bryant | 62 51 |
| | | | | | | | | | | | | 270 | H | Colgate | 92 85 |
| | | | | | | | | | | | | 294 | H | North Dakota St. | 86 63 |
| LAST 12 Division I GAMES: | | | | | | | | | | | | | | | |
| 263 | A | Butler | 64 58 | 17 | H | DePaul | 55 64 | | | | | | | | |
| 208 | H | Seton Hall | 74 57 | 36 | H | Marquette | 66 64 | | | | | | | | |
| 68 | H | St. John's (NY) | 47 71 | 68 | A | St. John's (NY) | 50 60 | | | | | | | | |
| 18 | A | Creighton | 57 88 | 208 | A | Seton Hall | 43 55 | | | | | | | | |
| 56 | A | Villanova | 43 61 | 18 | H | Creighton | 51 58 | | | | | | | | |
| 66 | A | Georgetown | 70 72 | 66 | H | Georgetown | 39 71 | | | | | | | | |

Non-Div I Games:

Providence

■ Loss,
■ Non-Conf,
■ S Site,
■ H Home
■ A Away
N Neutral

| | | | | | | | | | | |
|-------------------|----------|-----------|----------------|------------|-------------|---------------|------|------|-------|-----------|
| Average RPI Win: | 164 | WON-LOST | WINNING | LAST 10 | STRENGTH OF | OPP. STRENGTH | TEAM | ADJ. | CONF. | ADJ CONF. |
| Average RPI Loss: | 66 | RECORD | PCT. RANK | GAMES | SCHEDULE | OF SCHEDULE | RPI | RPI | RPI | RPI |
| DIV. I ONLY | 18- 11 | 108 | 6- 4 | 75 | 73 | 83 | 83 | 6 | 6 | |
| DIV. I NON-CONF. | 9- 5 | 112 | 0- 0 | 179 | 105 | 132 | 132 | 6 | 6 | |
| TOTALS | RPI 1-25 | RPI 26-50 | W-L RECORDS | RPI 51-100 | RPI 101-150 | RPI 150+ | | | | |
| 18- 11 | 0- 3 | 4- 2 | OVERALL | 2- 4 | 3- 1 | 9- 1 | | | | |
| 9- 5 | 0- 2 | 3- 1 | HOME | 1- 1 | 0- 0 | 5- 1 | | | | |
| 7- 4 | 0- 0 | 1- 1 | AWAY | 1- 2 | 2- 1 | 3- 0 | | | | |
| 2- 2 | 0- 1 | 0- 0 | NEUTRAL | 0- 1 | 1- 0 | 1- 0 | | | | |
| 9- 5 | 0- 1 | 1- 0 | NON-CONFERENCE | 0- 2 | 3- 1 | 5- 1 | | | | |
| 5- 2 | 0- 0 | 1- 0 | HOME | 0- 1 | 0- 0 | 4- 1 | | | | |
| 2- 1 | 0- 0 | 0- 0 | AWAY | 0- 0 | 2- 1 | 0- 0 | | | | |
| 2- 2 | 0- 1 | 0- 0 | NEUTRAL | 0- 1 | 1- 0 | 1- 0 | | | | |
| 9- 6 | 0- 2 | 3- 2 | CONFERENCE | 2- 2 | 0- 0 | 4- 0 | | | | |
| 4- 3 | 0- 2 | 2- 1 | HOME | 1- 0 | 0- 0 | 1- 0 | | | | |
| 5- 3 | 0- 0 | 1- 1 | AWAY | 1- 2 | 0- 0 | 3- 0 | | | | |
| 0- 0 | 0- 0 | 0- 0 | NEUTRAL | 0- 0 | 0- 0 | 0- 0 | | | | |

| RPI 1-25 | | | | RPI 26-50 | | | | RPI 51-100 Team's RPI: 83 | | | | RPI 101+ | | | |
|---------------------------|---|-----------|-------|-----------|---|---------------|-------|---------------------------|---|--------------|-------|----------|---|---------------|-------|
| RPI | S | Opponent | Score | RPI | S | Opponent | Score | RPI | S | Opponent | Score | RPI | S | Opponent | Score |
| 9 | N | Stanford | 69 78 | 39 | A | Michigan St. | 76 66 | 56 | N | Villanova | 44 58 | 110 | A | Ball St. | 58 42 |
| 21 | H | Maryland | 70 85 | 39 | H | Michigan St. | 66 54 | 62 | H | IUPUI | 62 67 | 137 | A | Maine | 47 67 |
| 25 | H | Ohio St. | 56 61 | 40 | H | Michigan | 62 72 | 71 | A | Northwestern | 60 76 | 141 | A | Pittsburgh | 67 61 |
| | | | | 41 | H | Central Mich. | 62 51 | 78 | A | Minnesota | 67 54 | 146 | N | Northeastern | 79 54 |
| | | | | 44 | A | Indiana | 60 74 | 79 | A | Penn St. | 73 79 | 184 | H | Southern Ill. | 61 64 |
| | | | | 50 | H | Iowa | 72 52 | 79 | H | Penn St. | 64 51 | 187 | H | Nebraska | 88 45 |
| | | | | | | | | | | | | 199 | N | Wichita St. | 86 49 |
| | | | | | | | | | | | | 208 | A | Illinois | 72 64 |
| | | | | | | | | | | | | 211 | A | Wisconsin | 79 57 |
| | | | | | | | | | | | | 212 | A | Rutgers | 55 42 |
| | | | | | | | | | | | | 270 | H | Colgate | 71 51 |
| | | | | | | | | | | | | 286 | H | Eastern Mich. | 77 50 |
| | | | | | | | | | | | | 321 | H | USC Upstate | 71 41 |
| | | | | | | | | | | | | 342 | H | N.C. Central | 61 27 |
| LAST 12 Division I GAMES: | | | | | | | | | | | | | | | |
| 78 | A | Minnesota | 67 54 | 21 | H | Maryland | 70 85 | | | | | | | | |
| 50 | H | Iowa | 72 52 | 187 | H | Nebraska | 88 45 | | | | | | | | |
| 212 | A | Rutgers | 55 42 | 39 | A | Michigan St. | 76 66 | | | | | | | | |
| 79 | A | Penn St. | 73 79 | 44 | A | Indiana | 60 74 | | | | | | | | |
| 40 | H | Michigan | 62 72 | 25 | H | Ohio St. | 56 61 | | | | | | | | |
| 208 | A | Illinois | 72 64 | 211 | A | Wisconsin | 79 57 | | | | | | | | |

Non-Div I Games:

Purdue

■ Loss,
 ■ Non-Conf,
 ■ S Site,
 ■ H Home
 ■ A Away
 N Neutral

| | | | | | | | | | | |
|-----------------------|----------|----------|-----------|---------|----------------|---------------|------------|------|-------------|-----------|
| Average RPI Win: 200 | | WON-LOST | WINNING | LAST 10 | STRENGTH OF | OPP. STRENGTH | TEAM | ADJ. | CONF. | ADJ CONF. |
| Average RPI Loss: 102 | | RECORD | PCT. RANK | GAMES | SCHEDULE | OF SCHEDULE | RPI | RPI | RPI | RPI |
| DIV. I ONLY | | 24- 6 | 20 | 8- 2 | 116 | 187 | 43 | 43 | 18 | 18 |
| DIV. I NON-CONF. | | 7- 3 | 83 | 0- 0 | 7 | 96 | 12 | 12 | 17 | 17 |
| TOTALS | RPI 1-25 | | RPI 26-50 | | W-L RECORDS | | RPI 51-100 | | RPI 101-150 | RPI 150+ |
| 24- 6 | 0- 2 | | 1- 1 | | OVERALL | | 0- 0 | | 6- 0 | 17- 3 |
| 12- 1 | 0- 0 | | 0- 1 | | HOME | | 0- 0 | | 3- 0 | 9- 0 |
| 10- 4 | 0- 0 | | 1- 0 | | AWAY | | 0- 0 | | 1- 0 | 8- 1 |
| 2- 1 | 0- 1 | | 0- 0 | | NEUTRAL | | 0- 0 | | 2- 0 | 0- 0 |
| 7- 3 | 0- 2 | | 1- 1 | | NON-CONFERENCE | | 0- 0 | | 4- 0 | 2- 0 |
| 2- 1 | 0- 0 | | 0- 1 | | HOME | | 0- 0 | | 2- 0 | 0- 0 |
| 3- 1 | 0- 1 | | 1- 0 | | AWAY | | 0- 0 | | 0- 0 | 2- 0 |
| 2- 1 | 0- 1 | | 0- 0 | | NEUTRAL | | 0- 0 | | 2- 0 | 0- 0 |
| 17- 3 | 0- 0 | | 0- 0 | | CONFERENCE | | 0- 0 | | 2- 0 | 15- 3 |
| 10- 0 | 0- 0 | | 0- 0 | | HOME | | 0- 0 | | 1- 0 | 9- 0 |
| 7- 3 | 0- 0 | | 0- 0 | | AWAY | | 0- 0 | | 1- 0 | 6- 3 |
| 0- 0 | 0- 0 | | 0- 0 | | NEUTRAL | | 0- 0 | | 0- 0 | 0- 0 |

| RPI 1-25 | | | | | |
|----------|---|------------|-------|----|--|
| RPI | S | Opponent | Score | | |
| 5 | N | Oregon St. | 60 | 75 | |
| 20 | A | Temple | 68 | 71 | |

| RPI 26-50 Team's RPI: 43 | | | | | |
|--------------------------|---|--------------|-------|----|--|
| RPI | S | Opponent | Score | | |
| 39 | H | Michigan St. | 54 | 71 | |
| 45 | A | Dayton | 63 | 60 | |

| RPI 51-100 | | | | | |
|------------|---|----------|-------|--|--|
| RPI | S | Opponent | Score | | |

| RPI 101+ | | | | | |
|----------|---|----------------|-------|----|--|
| RPI | S | Opponent | Score | | |
| 106 | H | FGCU | 66 | 56 | |
| 114 | A | Rider | 91 | 79 | |
| 114 | H | Rider | 79 | 53 | |
| 121 | N | Long Beach St. | 63 | 60 | |
| 146 | H | Northeastern | 76 | 59 | |
| 150 | N | New Mexico St. | 49 | 46 | |
| 151 | A | Iona | 44 | 58 | |
| 151 | H | Iona | 53 | 45 | |
| 176 | A | Siena | 76 | 60 | |
| 176 | H | Siena | 73 | 47 | |
| 177 | A | Hartford | 82 | 59 | |
| 181 | A | Fairfield | 52 | 65 | |
| 181 | H | Fairfield | 60 | 55 | |
| 217 | A | Monmouth | 58 | 61 | |
| 217 | H | Monmouth | 74 | 54 | |
| 218 | A | Marist | 70 | 36 | |
| 218 | H | Marist | 79 | 57 | |
| 240 | A | Niagara | 71 | 64 | |
| 240 | H | Niagara | 61 | 45 | |
| 258 | A | Canisius | 64 | 53 | |
| 258 | H | Canisius | 62 | 49 | |
| 269 | A | Manhattan | 69 | 49 | |
| 269 | H | Manhattan | 81 | 38 | |
| 297 | A | Holy Cross | 78 | 55 | |
| 325 | A | Saint Peter's | 84 | 51 | |
| 325 | H | Saint Peter's | 82 | 47 | |

| LAST 12 Division I GAMES: | | | | | |
|---------------------------|---|-----------|----|----|--|
| 258 | H | Canisius | 62 | 49 | |
| 218 | A | Marist | 70 | 36 | |
| 269 | A | Manhattan | 69 | 49 | |
| 151 | H | Iona | 53 | 45 | |
| 176 | A | Siena | 76 | 60 | |
| 218 | H | Marist | 79 | 57 | |
| 217 | H | Monmouth | 74 | 54 | |
| 181 | A | Fairfield | 52 | 65 | |
| 151 | A | Iona | 44 | 58 | |
| 240 | H | Niagara | 61 | 45 | |
| 114 | H | Rider | 79 | 53 | |
| 217 | A | Monmouth | 58 | 61 | |

Non-Div I Games:

Quinnipiac

Loss, Non-Conf, S Site, H Home A Away N Neutral

| | | | | | | | | | | |
|-------------------|----------|-----------|----------------|------------|-------------|---------------|------|------|-------|-----------|
| Average RPI Win: | 262 | WON-LOST | WINNING | LAST 10 | STRENGTH OF | OPP. STRENGTH | TEAM | ADJ. | CONF. | ADJ CONF. |
| Average RPI Loss: | 171 | RECORD | PCT. RANK | GAMES | SCHEDULE | OF SCHEDULE | RPI | RPI | RPI | RPI |
| DIV. I ONLY | 19- 6 | 36 | 8- 2 | 338 | 249 | 131 | 131 | 28 | 28 | |
| DIV. I NON-CONF. | 6- 3 | 97 | 0- 0 | 279 | 37 | 90 | 90 | 28 | 28 | |
| TOTALS | RPI 1-25 | RPI 26-50 | W-L RECORDS | RPI 51-100 | RPI 101-150 | RPI 150+ | | | | |
| 19- 6 | 0- 1 | 0- 0 | OVERALL | 1- 1 | 0- 0 | 18- 4 | | | | |
| 10- 0 | 0- 0 | 0- 0 | HOME | 0- 0 | 0- 0 | 10- 0 | | | | |
| 9- 6 | 0- 0 | 0- 0 | AWAY | 1- 1 | 0- 0 | 8- 0 | | | | |
| 0- 0 | 0- 0 | 0- 0 | NEUTRAL | 0- 0 | 0- 0 | 0- 0 | | | | |
| 6- 3 | 0- 1 | 0- 0 | NON-CONFERENCE | 1- 1 | 0- 0 | 5- 1 | | | | |
| 2- 0 | 0- 0 | 0- 0 | HOME | 0- 0 | 0- 0 | 2- 0 | | | | |
| 4- 3 | 0- 1 | 0- 0 | AWAY | 1- 1 | 0- 0 | 3- 1 | | | | |
| 0- 0 | 0- 0 | 0- 0 | NEUTRAL | 0- 0 | 0- 0 | 0- 0 | | | | |
| 13- 3 | 0- 0 | 0- 0 | CONFERENCE | 0- 0 | 0- 0 | 13- 3 | | | | |
| 8- 0 | 0- 0 | 0- 0 | HOME | 0- 0 | 0- 0 | 8- 0 | | | | |
| 5- 3 | 0- 0 | 0- 0 | AWAY | 0- 0 | 0- 0 | 5- 3 | | | | |
| 0- 0 | 0- 0 | 0- 0 | NEUTRAL | 0- 0 | 0- 0 | 0- 0 | | | | |

| RPI 1-25 | | | | RPI 26-50 | | | | RPI 51-100 | | | | RPI 101+ Team's RPI: 131 | | | |
|---------------------------|---|----------------|-------|-----------|---|----------------|-------|------------|---|---------------|-------|--------------------------|---|-----------------|-------|
| RPI | S | Opponent | Score | RPI | S | Opponent | Score | RPI | S | Opponent | Score | RPI | S | Opponent | Score |
| 14 | A | Kentucky | 36 59 | | | | | 72 | A | Wake Forest | 68 60 | 190 | A | George Mason | 56 70 |
| | | | | | | | | 92 | A | Virginia Tech | 52 71 | 192 | A | Campbell | 61 42 |
| | | | | | | | | | | | | 213 | A | Appalachian St. | 57 54 |
| | | | | | | | | | | | | 215 | A | UNCG | 70 54 |
| | | | | | | | | | | | | 229 | A | Presbyterian | 54 58 |
| | | | | | | | | | | | | 229 | H | Presbyterian | 60 50 |
| | | | | | | | | | | | | 235 | A | Liberty | 48 49 |
| | | | | | | | | | | | | 235 | H | Liberty | 76 68 |
| | | | | | | | | | | | | 236 | H | High Point | 59 56 |
| | | | | | | | | | | | | 254 | A | UNC Asheville | 64 62 |
| | | | | | | | | | | | | 254 | H | UNC Asheville | 76 73 |
| | | | | | | | | | | | | 266 | A | Charleston So. | 45 57 |
| | | | | | | | | | | | | 266 | H | Charleston So. | 67 59 |
| | | | | | | | | | | | | 275 | H | Tennessee Tech | 79 46 |
| | | | | | | | | | | | | 276 | A | Davidson | 44 40 |
| | | | | | | | | | | | | 280 | H | Western Caro. | 67 39 |
| | | | | | | | | | | | | 304 | A | Gardner-Webb | 51 42 |
| | | | | | | | | | | | | 304 | H | Gardner-Webb | 67 57 |
| | | | | | | | | | | | | 339 | A | Winthrop | 60 50 |
| | | | | | | | | | | | | 339 | H | Winthrop | 74 49 |
| | | | | | | | | | | | | 344 | A | Longwood | 74 34 |
| | | | | | | | | | | | | 344 | H | Longwood | 73 55 |
| LAST 12 Division I GAMES: | | | | | | | | | | | | | | | |
| 254 | H | UNC Asheville | 76 73 | 339 | H | Winthrop | 74 49 | | | | | | | | |
| 304 | A | Gardner-Webb | 51 42 | 229 | A | Presbyterian | 54 58 | | | | | | | | |
| 229 | H | Presbyterian | 60 50 | 254 | A | UNC Asheville | 64 62 | | | | | | | | |
| 344 | A | Longwood | 74 34 | 235 | H | Liberty | 76 68 | | | | | | | | |
| 266 | H | Charleston So. | 67 59 | 266 | A | Charleston So. | 45 57 | | | | | | | | |
| 235 | A | Liberty | 48 49 | 236 | H | High Point | 59 56 | | | | | | | | |

Non-Div I Games: Concord 78 51 Davis & Elkins 67 57

Radford

Loss, Non-Conf, S Site, H Home A Away N Neutral

Rhode Island

Through Games Of Feb. 25, 2017

| | | | | | | | | | | |
|-------------------|----------|-----------|----------------|------------|-------------|---------------|------|------|-------|-----------|
| Average RPI Win: | 238 | WON-LOST | WINNING | LAST 10 | STRENGTH OF | OPP. STRENGTH | TEAM | ADJ. | CONF. | ADJ CONF. |
| Average RPI Loss: | 154 | RECORD | PCT. RANK | GAMES | SCHEDULE | OF SCHEDULE | RPI | RPI | RPI | RPI |
| DIV. I ONLY | 6- 23 | 318 | 2- 8 | 197 | 136 | 300 | 300 | 12 | 12 | |
| DIV. I NON-CONF. | 4- 8 | 230 | 0- 0 | 217 | 161 | 246 | 246 | 12 | 12 | |
| TOTALS | RPI 1-25 | RPI 26-50 | W-L RECORDS | RPI 51-100 | RPI 101-150 | RPI 150+ | | | | |
| 6- 23 | 0- 0 | 0- 4 | OVERALL | 0- 2 | 1- 5 | 5- 12 | | | | |
| 4- 9 | 0- 0 | 0- 2 | HOME | 0- 1 | 1- 3 | 3- 3 | | | | |
| 2- 13 | 0- 0 | 0- 2 | AWAY | 0- 1 | 0- 2 | 2- 8 | | | | |
| 0- 1 | 0- 0 | 0- 0 | NEUTRAL | 0- 0 | 0- 0 | 0- 1 | | | | |
| 4- 8 | 0- 0 | 0- 2 | NON-CONFERENCE | 0- 2 | 0- 0 | 4- 4 | | | | |
| 2- 3 | 0- 0 | 0- 1 | HOME | 0- 1 | 0- 0 | 2- 1 | | | | |
| 2- 4 | 0- 0 | 0- 1 | AWAY | 0- 1 | 0- 0 | 2- 2 | | | | |
| 0- 1 | 0- 0 | 0- 0 | NEUTRAL | 0- 0 | 0- 0 | 0- 1 | | | | |
| 2- 15 | 0- 0 | 0- 2 | CONFERENCE | 0- 0 | 1- 5 | 1- 8 | | | | |
| 2- 6 | 0- 0 | 0- 1 | HOME | 0- 0 | 1- 3 | 1- 2 | | | | |
| 0- 9 | 0- 0 | 0- 1 | AWAY | 0- 0 | 0- 2 | 0- 6 | | | | |
| 0- 0 | 0- 0 | 0- 0 | NEUTRAL | 0- 0 | 0- 0 | 0- 0 | | | | |

| RPI | S | Opponent | Score | RPI | S | Opponent | Score | RPI | S | Opponent | Score | RPI | S | Opponent | Score | Team's RPI: 300 |
|---------------------------|---|-------------------|-------|-----|---|----------------|-------|-----|---|----------------|-------|-----|---|-----------------|-------|-----------------|
| 31 | A | Syracuse | 49 95 | 74 | H | Penn | 43 75 | 103 | H | Saint Louis | 50 68 | 109 | A | Saint Joseph's | 51 77 | |
| 39 | H | Michigan St. | 48 85 | 85 | A | Toledo | 50 65 | 109 | H | Saint Joseph's | 49 75 | 113 | H | Fordham | 69 74 | |
| 45 | A | Dayton | 51 81 | | | | | 136 | H | Duquesne | 71 69 | 138 | A | VCU | 57 68 | |
| 48 | H | George Washington | 44 72 | | | | | 167 | A | La Salle | 51 70 | 167 | H | La Salle | 49 58 | |
| | | | | | | | | 170 | A | Kansas | 36 72 | 179 | A | Brown | 65 76 | |
| | | | | | | | | 181 | A | Fairfield | 72 65 | 190 | A | George Mason | 51 60 | |
| | | | | | | | | 218 | H | Marist | 82 61 | 223 | H | Dartmouth | 52 62 | |
| | | | | | | | | 225 | A | Richmond | 51 67 | 225 | H | Richmond | 53 58 | |
| | | | | | | | | 237 | H | Samford | 78 63 | 239 | A | St. Bonaventure | 69 78 | |
| | | | | | | | | 267 | N | Bryant | 56 62 | 276 | A | Davidson | 64 74 | |
| | | | | | | | | 311 | A | Massachusetts | 67 68 | 311 | H | Massachusetts | 53 50 | |
| | | | | | | | | 343 | A | UMass Lowell | 64 57 | | | | | |
| LAST 12 Division I GAMES: | | | | | | | | | | | | | | | | |
| 109 | A | Saint Joseph's | 51 77 | 225 | A | Richmond | 51 67 | 167 | H | La Salle | 49 58 | 45 | A | Dayton | 51 81 | |
| 311 | H | Massachusetts | 53 50 | 109 | H | Saint Joseph's | 49 75 | 103 | H | Saint Louis | 50 68 | 136 | H | Duquesne | 71 69 | |
| 136 | H | Duquesne | 71 69 | 103 | H | Saint Louis | 50 68 | 138 | A | VCU | 57 68 | 190 | A | George Mason | 51 60 | |
| 190 | A | George Mason | 51 60 | 138 | A | VCU | 57 68 | 276 | A | Davidson | 64 74 | 218 | H | Marist | 82 61 | |
| 276 | A | Davidson | 64 74 | | | | | 223 | H | Dartmouth | 52 62 | 225 | A | Richmond | 51 67 | |
| 48 | H | George Washington | 44 72 | | | | | 225 | H | Richmond | 53 58 | 237 | H | Samford | 78 63 | |

Non-Div I Games:

Rhode Island

■ Loss,
■ Non-Conf,
■ S Site,
■ H Home
■ A Away
N Neutral

| | | | | | | | | | | |
|-------------------|----------|-----------|----------------|------------|-------------|---------------|------|------|-------|-----------|
| Average RPI Win: | 259 | WON-LOST | WINNING | LAST 10 | STRENGTH OF | OPP. STRENGTH | TEAM | ADJ. | CONF. | ADJ CONF. |
| Average RPI Loss: | 119 | RECORD | PCT. RANK | GAMES | SCHEDULE | OF SCHEDULE | RPI | RPI | RPI | RPI |
| DIV. I ONLY | 15- 11 | 127 | 6- 4 | 268 | 202 | 168 | 168 | 15 | 15 | |
| DIV. I NON-CONF. | 8- 2 | 49 | 0- 0 | 331 | 325 | 129 | 129 | 16 | 16 | |
| TOTALS | RPI 1-25 | RPI 26-50 | W-L RECORDS | RPI 51-100 | RPI 101-150 | RPI 150+ | | | | |
| 15- 11 | 0- 0 | 0- 1 | OVERALL | 0- 2 | 2- 6 | 13- 2 | | | | |
| 7- 4 | 0- 0 | 0- 0 | HOME | 0- 0 | 1- 3 | 6- 1 | | | | |
| 8- 7 | 0- 0 | 0- 1 | AWAY | 0- 2 | 1- 3 | 7- 1 | | | | |
| 0- 0 | 0- 0 | 0- 0 | NEUTRAL | 0- 0 | 0- 0 | 0- 0 | | | | |
| 8- 2 | 0- 0 | 0- 1 | NON-CONFERENCE | 0- 1 | 0- 0 | 8- 0 | | | | |
| 4- 0 | 0- 0 | 0- 0 | HOME | 0- 0 | 0- 0 | 4- 0 | | | | |
| 4- 2 | 0- 0 | 0- 1 | AWAY | 0- 1 | 0- 0 | 4- 0 | | | | |
| 0- 0 | 0- 0 | 0- 0 | NEUTRAL | 0- 0 | 0- 0 | 0- 0 | | | | |
| 7- 9 | 0- 0 | 0- 0 | CONFERENCE | 0- 1 | 2- 6 | 5- 2 | | | | |
| 3- 4 | 0- 0 | 0- 0 | HOME | 0- 0 | 1- 3 | 2- 1 | | | | |
| 4- 5 | 0- 0 | 0- 0 | AWAY | 0- 1 | 1- 3 | 3- 1 | | | | |
| 0- 0 | 0- 0 | 0- 0 | NEUTRAL | 0- 0 | 0- 0 | 0- 0 | | | | |

| RPI 1-25 | | | | RPI 26-50 | | | | RPI 51-100 | | | | RPI 101+ | | | | Team's RPI: 168 | |
|---------------------------|---|----------------|-------|-----------|---|----------------|-------|------------|---|--------------|-------|----------|---|--------------------|-------|-----------------|--|
| RPI | S | Opponent | Score | RPI | S | Opponent | Score | RPI | S | Opponent | Score | RPI | S | Opponent | Score | | |
| | | | | 33 | A | LSU | 55 66 | 65 | A | Oklahoma St. | 51 65 | 116 | A | Charlotte | 55 52 | | |
| | | | | | | | | 75 | A | Middle Tenn. | 61 71 | 116 | H | Charlotte | 51 69 | | |
| | | | | | | | | | | | | 119 | A | Old Dominion | 66 81 | | |
| | | | | | | | | | | | | 119 | H | Old Dominion | 47 59 | | |
| | | | | | | | | | | | | 124 | A | Southern Miss. | 60 79 | | |
| | | | | | | | | | | | | 124 | H | Southern Miss. | 76 68 | | |
| | | | | | | | | | | | | 148 | A | Louisiana Tech | 51 62 | | |
| | | | | | | | | | | | | 148 | H | Louisiana Tech | 67 70 | | |
| | | | | | | | | | | | | 182 | A | UAB | 61 62 | | |
| | | | | | | | | | | | | 183 | A | North Texas | 51 49 | | |
| | | | | | | | | | | | | 183 | H | North Texas | 69 77 | | |
| | | | | | | | | | | | | 191 | A | UTSA | 66 61 | | |
| | | | | | | | | | | | | 203 | A | Texas Southern | 52 49 | | |
| | | | | | | | | | | | | 226 | H | Grand Canyon | 64 50 | | |
| | | | | | | | | | | | | 278 | H | Prairie View | 68 57 | | |
| | | | | | | | | | | | | 288 | H | A&M-Corpus Christi | 70 36 | | |
| | | | | | | | | | | | | 299 | A | UTEP | 80 76 | | |
| | | | | | | | | | | | | 302 | H | FIU | 74 55 | | |
| | | | | | | | | | | | | 331 | A | Incarnate Word | 60 43 | | |
| | | | | | | | | | | | | 334 | A | La.-Monroe | 93 50 | | |
| | | | | | | | | | | | | 335 | H | Fla. Atlantic | 89 55 | | |
| | | | | | | | | | | | | 336 | A | Houston Baptist | 79 53 | | |
| | | | | | | | | | | | | 338 | H | Sam Houston St. | 77 51 | | |
| LAST 12 Division I GAMES: | | | | | | | | | | | | | | | | | |
| 148 | A | Louisiana Tech | 51 62 | 183 | H | North Texas | 69 77 | | | | | | | | | | |
| 124 | A | Southern Miss. | 60 79 | 116 | A | Charlotte | 55 52 | | | | | | | | | | |
| 299 | A | UTEP | 80 76 | 119 | A | Old Dominion | 66 81 | | | | | | | | | | |
| 191 | A | UTSA | 66 61 | 124 | H | Southern Miss. | 76 68 | | | | | | | | | | |
| 335 | H | Fla. Atlantic | 89 55 | 148 | H | Louisiana Tech | 67 70 | | | | | | | | | | |
| 302 | H | FIU | 74 55 | 183 | A | North Texas | 51 49 | | | | | | | | | | |

Non-Div I Games: Huston-Tillotson 96 62

Rice

■ Loss,
 ■ Non-Conf, S Site,
 ■ Home
 ■ Away
 N Neutral

| | | | | | | | | | | |
|-------------------|----------|-----------|----------------|------------|-------------|---------------|------|------|-------|-----------|
| Average RPI Win: | 263 | WON-LOST | WINNING | LAST 10 | STRENGTH OF | OPP. STRENGTH | TEAM | ADJ. | CONF. | ADJ CONF. |
| Average RPI Loss: | 128 | RECORD | PCT. RANK | GAMES | SCHEDULE | OF SCHEDULE | RPI | RPI | RPI | RPI |
| DIV. I ONLY | 13- 16 | 203 | 4- 6 | 255 | 174 | 225 | 225 | 12 | 12 | |
| DIV. I NON-CONF. | 6- 7 | 182 | 0- 0 | 272 | 289 | 248 | 248 | 12 | 12 | |
| TOTALS | RPI 1-25 | RPI 26-50 | W-L RECORDS | RPI 51-100 | RPI 101-150 | RPI 150+ | | | | |
| 13- 16 | 0- 0 | 0- 3 | OVERALL | 0- 1 | 1- 6 | 12- 6 | | | | |
| 6- 8 | 0- 0 | 0- 2 | HOME | 0- 1 | 1- 1 | 5- 4 | | | | |
| 5- 7 | 0- 0 | 0- 1 | AWAY | 0- 0 | 0- 5 | 5- 1 | | | | |
| 2- 1 | 0- 0 | 0- 0 | NEUTRAL | 0- 0 | 0- 0 | 2- 1 | | | | |
| 6- 7 | 0- 0 | 0- 1 | NON-CONFERENCE | 0- 1 | 0- 1 | 6- 4 | | | | |
| 2- 4 | 0- 0 | 0- 1 | HOME | 0- 1 | 0- 0 | 2- 2 | | | | |
| 2- 2 | 0- 0 | 0- 0 | AWAY | 0- 0 | 0- 1 | 2- 1 | | | | |
| 2- 1 | 0- 0 | 0- 0 | NEUTRAL | 0- 0 | 0- 0 | 2- 1 | | | | |
| 7- 9 | 0- 0 | 0- 2 | CONFERENCE | 0- 0 | 1- 5 | 6- 2 | | | | |
| 4- 4 | 0- 0 | 0- 1 | HOME | 0- 0 | 1- 1 | 3- 2 | | | | |
| 3- 5 | 0- 0 | 0- 1 | AWAY | 0- 0 | 0- 4 | 3- 0 | | | | |
| 0- 0 | 0- 0 | 0- 0 | NEUTRAL | 0- 0 | 0- 0 | 0- 0 | | | | |

| RPI 1-25 | | | | RPI 26-50 | | | | RPI 51-100 | | | | RPI 101+ | | | | Team's RPI: 225 |
|---------------------------|---|----------|-------|-----------|---|-------------------|-------|------------|---|--------------|-------|----------|---|-----------------|-------|-----------------|
| RPI | S | Opponent | Score | RPI | S | Opponent | Score | RPI | S | Opponent | Score | RPI | S | Opponent | Score | |
| | | | | 45 | A | Dayton | 39 55 | 74 | H | Penn | 44 47 | 103 | A | Saint Louis | 66 73 | |
| | | | | 47 | H | Virginia | 56 63 | | | | | 109 | H | Saint Joseph's | 70 52 | |
| | | | | 48 | H | George Washington | 44 63 | | | | | 113 | A | Fordham | 41 67 | |
| | | | | | | | | | | | | 136 | A | Duquesne | 61 73 | |
| | | | | | | | | | | | | 138 | A | VCU | 55 62 | |
| | | | | | | | | | | | | 138 | H | VCU | 55 57 | |
| | | | | | | | | | | | | 149 | A | William & Mary | 39 67 | |
| | | | | | | | | | | | | 165 | H | East Carolina | 60 71 | |
| | | | | | | | | | | | | 167 | H | La Salle | 58 63 | |
| | | | | | | | | | | | | 172 | H | Columbia | 58 65 | |
| | | | | | | | | | | | | 180 | N | Cleveland St. | 65 69 | |
| | | | | | | | | | | | | 186 | A | Hampton | 45 72 | |
| | | | | | | | | | | | | 190 | A | George Mason | 70 58 | |
| | | | | | | | | | | | | 190 | H | George Mason | 50 54 | |
| | | | | | | | | | | | | 213 | H | Appalachian St. | 55 46 | |
| | | | | | | | | | | | | 235 | N | Liberty | 63 54 | |
| | | | | | | | | | | | | 239 | H | St. Bonaventure | 61 54 | |
| | | | | | | | | | | | | 246 | A | Furman | 54 48 | |
| | | | | | | | | | | | | 276 | A | Davidson | 61 52 | |
| | | | | | | | | | | | | 300 | A | Rhode Island | 58 53 | |
| | | | | | | | | | | | | 300 | H | Rhode Island | 67 51 | |
| | | | | | | | | | | | | 311 | H | Massachusetts | 56 45 | |
| | | | | | | | | | | | | 330 | N | Florida A&M | 64 51 | |
| | | | | | | | | | | | | 333 | H | Morgan St. | 54 37 | |
| | | | | | | | | | | | | 335 | A | Fla. Atlantic | 77 67 | |
| LAST 12 Division I GAMES: | | | | | | | | | | | | | | | | |
| | | | | 48 | H | George Washington | 44 63 | 138 | H | VCU | 55 57 | | | | | |
| | | | | 103 | A | Saint Louis | 66 73 | 276 | A | Davidson | 61 52 | | | | | |
| | | | | 311 | H | Massachusetts | 56 45 | 136 | A | Duquesne | 61 73 | | | | | |
| | | | | 190 | A | George Mason | 70 58 | 190 | H | George Mason | 50 54 | | | | | |
| | | | | 45 | A | Dayton | 39 55 | 167 | H | La Salle | 58 63 | | | | | |
| | | | | 300 | H | Rhode Island | 67 51 | 300 | A | Rhode Island | 58 53 | | | | | |

Non-Div I Games:

Richmond

■ Loss,
 ■ Non-Conf,
 ■ S Site,
 ■ H Home
 ■ A Away
 N Neutral

| | | | | | | | | | |
|------------------------------|----------|-----------|----------------|-------------|---------------|----------|------|-------|-----------|
| Average RPI Win: 233 | WON-LOST | WINNING | LAST 10 | STRENGTH OF | OPP. STRENGTH | TEAM | ADJ. | CONF. | ADJ CONF. |
| Average RPI Loss: 136 | RECORD | PCT. RANK | GAMES | SCHEDULE | OF SCHEDULE | RPI | RPI | RPI | RPI |
| DIV. I ONLY | 22- 6 | 26 | 9- 1 | 299 | 197 | 114 | 114 | 18 | 18 |
| DIV. I NON-CONF. | 6- 3 | 97 | 0- 0 | 319 | 235 | 158 | 158 | 17 | 17 |
| TOTALS | RPI 1-25 | RPI 26-50 | W-L RECORDS | RPI 51-100 | RPI 101-150 | RPI 150+ | | | |
| 22- 6 | 0- 0 | 0- 2 | OVERALL | 0- 0 | 1- 1 | 21- 3 | | | |
| 11- 2 | 0- 0 | 0- 1 | HOME | 0- 0 | 0- 0 | 11- 1 | | | |
| 11- 3 | 0- 0 | 0- 1 | AWAY | 0- 0 | 1- 1 | 10- 1 | | | |
| 0- 1 | 0- 0 | 0- 0 | NEUTRAL | 0- 0 | 0- 0 | 0- 1 | | | |
| 6- 3 | 0- 0 | 0- 0 | NON-CONFERENCE | 0- 0 | 1- 1 | 5- 2 | | | |
| 3- 0 | 0- 0 | 0- 0 | HOME | 0- 0 | 0- 0 | 3- 0 | | | |
| 3- 2 | 0- 0 | 0- 0 | AWAY | 0- 0 | 1- 1 | 2- 1 | | | |
| 0- 1 | 0- 0 | 0- 0 | NEUTRAL | 0- 0 | 0- 0 | 0- 1 | | | |
| 16- 3 | 0- 0 | 0- 2 | CONFERENCE | 0- 0 | 0- 0 | 16- 1 | | | |
| 8- 2 | 0- 0 | 0- 1 | HOME | 0- 0 | 0- 0 | 8- 1 | | | |
| 8- 1 | 0- 0 | 0- 1 | AWAY | 0- 0 | 0- 0 | 8- 0 | | | |
| 0- 0 | 0- 0 | 0- 0 | NEUTRAL | 0- 0 | 0- 0 | 0- 0 | | | |

| RPI S | Opponent | Score | RPI S | Opponent | Score | RPI S | Opponent | Score | RPI S | Opponent | Score | Team's RPI: 114 |
|---------------------------|--------------|--------------|-------|-----------------|--------------|-------|----------|-------|-------|------------------------|--------------|-----------------|
| 43 | A Quinnipiac | 53 79 | 43 | H Quinnipiac | 79 91 | | | | 104 | A UCF | 30 49 | |
| | | | | | | | | | 122 | A Princeton | 70 62 | |
| | | | | | | | | | 151 | A Iona | 52 36 | |
| | | | | | | | | | 151 | H Iona | 85 65 | |
| | | | | | | | | | 167 | H La Salle | 74 61 | |
| | | | | | | | | | 176 | A Siena | 62 61 | |
| | | | | | | | | | 176 | H Siena | 72 70 | |
| | | | | | | | | | 181 | H Fairfield | 67 68 | |
| | | | | | | | | | 197 | A Towson | 79 75 | |
| | | | | | | | | | 208 | A Seton Hall | 81 89 | |
| | | | | | | | | | 217 | A Monmouth | 71 69 | |
| | | | | | | | | | 217 | H Monmouth | 75 63 | |
| | | | | | | | | | 218 | A Marist | 69 56 | |
| | | | | | | | | | 218 | H Marist | 65 46 | |
| | | | | | | | | | 239 | N St. Bonaventure | 47 60 | |
| | | | | | | | | | 240 | A Niagara | 78 58 | |
| | | | | | | | | | 240 | H Niagara | 62 41 | |
| | | | | | | | | | 258 | A Canisius | 71 70 | |
| | | | | | | | | | 258 | H Canisius | 61 50 | |
| | | | | | | | | | 269 | A Manhattan | 53 36 | |
| | | | | | | | | | 269 | H Manhattan | 73 64 | |
| | | | | | | | | | 295 | A Lehigh | 75 68 | |
| | | | | | | | | | 314 | H Lafayette | 76 58 | |
| | | | | | | | | | 325 | A Saint Peter's | 56 43 | |
| | | | | | | | | | 325 | H Saint Peter's | 47 46 | |
| | | | | | | | | | 326 | H St. Francis Brooklyn | 77 60 | |
| LAST 12 Division I GAMES: | | | | | | | | | | | | |
| 240 | H Niagara | 62 41 | 217 | A Monmouth | 71 69 | | | | | | | |
| 217 | H Monmouth | 75 63 | 325 | H Saint Peter's | 47 46 | | | | | | | |
| 218 | H Marist | 65 46 | 269 | H Manhattan | 73 64 | | | | | | | |
| 258 | H Canisius | 61 50 | 43 | A Quinnipiac | 53 79 | | | | | | | |
| 151 | A Iona | 52 36 | 325 | A Saint Peter's | 56 43 | | | | | | | |
| 176 | H Siena | 72 70 | 181 | H Fairfield | 67 68 | | | | | | | |

Non-Div I Games:

Rider

■ Loss,
 ■ Non-Conf,
 ■ S Site,
 ■ H Home
 ■ A Away
 N Neutral

| | | | | | | | | | | |
|-------------------|----------|-----------|----------------|------------|-------------|---------------|------|------|-------|-----------|
| Average RPI Win: | 287 | WON-LOST | WINNING | LAST 10 | STRENGTH OF | OPP. STRENGTH | TEAM | ADJ. | CONF. | ADJ CONF. |
| Average RPI Loss: | 192 | RECORD | PCT. RANK | GAMES | SCHEDULE | OF SCHEDULE | RPI | RPI | RPI | RPI |
| DIV. I ONLY | 17- 10 | 104 | 9- 1 | 332 | 323 | 196 | 196 | 31 | 31 | |
| DIV. I NON-CONF. | 4- 6 | 209 | 0- 0 | 262 | 178 | 205 | 205 | 32 | 32 | |
| TOTALS | RPI 1-25 | RPI 26-50 | W-L RECORDS | RPI 51-100 | RPI 101-150 | RPI 150+ | | | | |
| 17- 10 | 0- 0 | 0- 1 | OVERALL | 0- 2 | 1- 1 | 16- 6 | | | | |
| 7- 3 | 0- 0 | 0- 0 | HOME | 0- 0 | 0- 0 | 7- 3 | | | | |
| 10- 6 | 0- 0 | 0- 1 | AWAY | 0- 1 | 1- 1 | 9- 3 | | | | |
| 0- 1 | 0- 0 | 0- 0 | NEUTRAL | 0- 1 | 0- 0 | 0- 0 | | | | |
| 4- 6 | 0- 0 | 0- 1 | NON-CONFERENCE | 0- 2 | 1- 1 | 3- 2 | | | | |
| 1- 1 | 0- 0 | 0- 0 | HOME | 0- 0 | 0- 0 | 1- 1 | | | | |
| 3- 4 | 0- 0 | 0- 1 | AWAY | 0- 1 | 1- 1 | 2- 1 | | | | |
| 0- 1 | 0- 0 | 0- 0 | NEUTRAL | 0- 1 | 0- 0 | 0- 0 | | | | |
| 13- 4 | 0- 0 | 0- 0 | CONFERENCE | 0- 0 | 0- 0 | 13- 4 | | | | |
| 6- 2 | 0- 0 | 0- 0 | HOME | 0- 0 | 0- 0 | 6- 2 | | | | |
| 7- 2 | 0- 0 | 0- 0 | AWAY | 0- 0 | 0- 0 | 7- 2 | | | | |
| 0- 0 | 0- 0 | 0- 0 | NEUTRAL | 0- 0 | 0- 0 | 0- 0 | | | | |

| RPI | S | Opponent | Score | RPI | S | Opponent | Score | RPI | S | Opponent | Score | RPI | S | Opponent | Score | Team's RPI: 196 |
|---------------------------|---|-------------------|-------|-----|-----|----------|----------------------|-----|----|----------|-------|----------------------|----|----------|-------|-----------------|
| 50 | A | Iowa | 60 | 81 | 90 | A | Vanderbilt | 59 | 75 | 108 | A | Kent St. | 68 | 65 | | |
| | | | | | 99 | N | Stetson | 60 | 68 | 134 | A | Delaware | 65 | 67 | | |
| | | | | | | | | | | 193 | A | Sacred Heart | 59 | 69 | | |
| | | | | | | | | | | 193 | H | Sacred Heart | 66 | 56 | | |
| | | | | | | | | | | 217 | H | Monmouth | 56 | 69 | | |
| | | | | | | | | | | 231 | H | Howard | 59 | 42 | | |
| | | | | | | | | | | 238 | A | Saint Francis (PA) | 70 | 68 | | |
| | | | | | | | | | | 238 | H | Saint Francis (PA) | 55 | 70 | | |
| | | | | | | | | | | 267 | A | Bryant | 59 | 62 | | |
| | | | | | | | | | | 267 | H | Bryant | 62 | 46 | | |
| | | | | | | | | | | 282 | A | Mt. St. Mary's | 50 | 44 | | |
| | | | | | | | | | | 282 | H | Mt. St. Mary's | 70 | 58 | | |
| | | | | | | | | | | 302 | A | FIU | 57 | 59 | | |
| | | | | | | | | | | 314 | A | Lafayette | 62 | 51 | | |
| | | | | | | | | | | 318 | A | Central Conn. St. | 62 | 39 | | |
| | | | | | | | | | | 318 | H | Central Conn. St. | 55 | 46 | | |
| | | | | | | | | | | 326 | A | St. Francis Brooklyn | 61 | 54 | | |
| | | | | | | | | | | 326 | H | St. Francis Brooklyn | 49 | 56 | | |
| | | | | | | | | | | 332 | A | LIU Brooklyn | 64 | 54 | | |
| | | | | | | | | | | 332 | H | LIU Brooklyn | 83 | 42 | | |
| | | | | | | | | | | 333 | A | Morgan St. | 58 | 44 | | |
| | | | | | | | | | | 336 | A | Wagner | 82 | 63 | | |
| | | | | | | | | | | 336 | H | Wagner | 74 | 41 | | |
| | | | | | | | | | | 341 | A | Fairleigh Dickinson | 66 | 64 | | |
| LAST 12 Division I GAMES: | | | | | | | | | | | | | | | | |
| 193 | H | Sacred Heart | 66 | 56 | 326 | A | St. Francis Brooklyn | 61 | 54 | | | | | | | |
| 267 | A | Bryant | 59 | 62 | 238 | A | Saint Francis (PA) | 70 | 68 | | | | | | | |
| 318 | A | Central Conn. St. | 62 | 39 | 282 | A | Mt. St. Mary's | 50 | 44 | | | | | | | |
| 282 | H | Mt. St. Mary's | 70 | 58 | 318 | H | Central Conn. St. | 55 | 46 | | | | | | | |
| 336 | H | Wagner | 74 | 41 | 267 | H | Bryant | 62 | 46 | | | | | | | |
| 332 | A | LIU Brooklyn | 64 | 54 | 238 | H | Saint Francis (PA) | 55 | 70 | | | | | | | |

Non-Div I Games: Point Park 69 52

Robert Morris

■ Loss,
 ■ Non-Conf,
 ■ S Site,
 ■ Home
 ■ A Away
 N Neutral

| Average RPI Win: | 144 | WON-LOST | WINNING | LAST 10 | STRENGTH OF | OPP. STRENGTH | TEAM | ADJ. | CONF. | ADJ CONF. |
|-------------------|----------|-----------|----------------|------------|-------------|---------------|------|------|-------|-----------|
| Average RPI Loss: | 80 | RECORD | PCT. RANK | GAMES | SCHEDULE | OF SCHEDULE | RPI | RPI | RPI | RPI |
| DIV. I ONLY | 6- 22 | 314 | 1- 9 | 39 | 52 | 212 | 212 | 6 | 6 | |
| DIV. I NON-CONF. | 3- 10 | 280 | 0- 0 | 12 | 39 | 181 | 181 | 6 | 6 | |
| TOTALS | RPI 1-25 | RPI 26-50 | W-L RECORDS | RPI 51-100 | RPI 101-150 | RPI 150+ | | | | |
| 6- 22 | 0- 3 | 1- 7 | OVERALL | 2- 7 | 0- 1 | 3- 4 | | | | |
| 6- 8 | 0- 2 | 1- 3 | HOME | 2- 3 | 0- 0 | 3- 0 | | | | |
| 0- 14 | 0- 1 | 0- 4 | AWAY | 0- 4 | 0- 1 | 0- 4 | | | | |
| 0- 0 | 0- 0 | 0- 0 | NEUTRAL | 0- 0 | 0- 0 | 0- 0 | | | | |
| 3- 10 | 0- 2 | 0- 3 | NON-CONFERENCE | 1- 3 | 0- 1 | 2- 1 | | | | |
| 3- 4 | 0- 2 | 0- 1 | HOME | 1- 1 | 0- 0 | 2- 0 | | | | |
| 0- 6 | 0- 0 | 0- 2 | AWAY | 0- 2 | 0- 1 | 0- 1 | | | | |
| 0- 0 | 0- 0 | 0- 0 | NEUTRAL | 0- 0 | 0- 0 | 0- 0 | | | | |
| 3- 12 | 0- 1 | 1- 4 | CONFERENCE | 1- 4 | 0- 0 | 1- 3 | | | | |
| 3- 4 | 0- 0 | 1- 2 | HOME | 1- 2 | 0- 0 | 1- 0 | | | | |
| 0- 8 | 0- 1 | 0- 2 | AWAY | 0- 2 | 0- 0 | 0- 3 | | | | |
| 0- 0 | 0- 0 | 0- 0 | NEUTRAL | 0- 0 | 0- 0 | 0- 0 | | | | |

| RPI | S | Opponent | Score | RPI | S | Opponent | Score | RPI | S | Opponent | Score | RPI | S | Opponent | Score | Team's RPI: 212 |
|---------------------------|---|--------------|-------|-----|---|---------------|-------|-----|---|-----------------|-------|-----|---|------------|-------|-----------------|
| 8 | H | Duke | 32 68 | 26 | A | Elon | 54 66 | 61 | H | Bucknell | 57 53 | 122 | A | Princeton | 34 64 | |
| 20 | H | Temple | 37 48 | 32 | H | James Madison | 76 82 | 68 | A | St. John's (NY) | 39 65 | 171 | A | Houston | 51 53 | |
| 21 | A | Maryland | 71 80 | 39 | H | Michigan St. | 62 58 | 71 | A | Northwestern | 38 60 | 187 | A | Nebraska | 58 62 | |
| | | | | 40 | A | Michigan | 50 63 | 71 | H | Northwestern | 37 55 | 208 | A | Illinois | 41 78 | |
| | | | | 44 | H | Indiana | 52 63 | 72 | A | Wake Forest | 43 55 | 208 | H | Seton Hall | 53 45 | |
| | | | | 47 | A | Virginia | 54 62 | 78 | A | Minnesota | 46 80 | 211 | A | Wisconsin | 41 53 | |
| | | | | 50 | A | Iowa | 57 71 | 79 | H | Penn St. | 61 45 | 211 | H | Wisconsin | 68 52 | |
| | | | | 50 | H | Iowa | 59 71 | 83 | H | Purdue | 42 55 | 267 | H | Bryant | 50 42 | |
| | | | | | | | | 84 | H | Chattanooga | 53 66 | | | | | |
| LAST 12 Division I GAMES: | | | | | | | | | | | | | | | | |
| 71 | A | Northwestern | 38 60 | 71 | H | Northwestern | 37 55 | | | | | | | | | |
| 211 | A | Wisconsin | 41 53 | 21 | A | Maryland | 71 80 | | | | | | | | | |
| 83 | H | Purdue | 42 55 | 50 | H | Iowa | 59 71 | | | | | | | | | |
| 78 | A | Minnesota | 46 80 | 39 | H | Michigan St. | 62 58 | | | | | | | | | |
| 44 | H | Indiana | 52 63 | 187 | A | Nebraska | 58 62 | | | | | | | | | |
| 50 | A | Iowa | 57 71 | 208 | A | Illinois | 41 78 | | | | | | | | | |

Non-Div I Games:

Rutgers

■ Loss,
 ■ Non-Conf, S Site,
 ■ Home
 ■ Away
 N Neutral

| | | | | | | | | | | |
|-------------------|----------|-----------|----------------|------------|-------------|---------------|------|------|-------|-----------|
| Average RPI Win: | 250 | WON-LOST | WINNING | LAST 10 | STRENGTH OF | OPP. STRENGTH | TEAM | ADJ. | CONF. | ADJ CONF. |
| Average RPI Loss: | 118 | RECORD | PCT. RANK | GAMES | SCHEDULE | OF SCHEDULE | RPI | RPI | RPI | RPI |
| DIV. I ONLY | 18- 6 | 41 | 6- 4 | 220 | 293 | 97 | 97 | 27 | 27 | |
| DIV. I NON-CONF. | 6- 2 | 63 | 0- 0 | 159 | 204 | 51 | 51 | 27 | 27 | |
| TOTALS | RPI 1-25 | RPI 26-50 | W-L RECORDS | RPI 51-100 | RPI 101-150 | RPI 150+ | | | | |
| 18- 6 | 0- 1 | 0- 0 | OVERALL | 1- 1 | 3- 3 | 14- 1 | | | | |
| 7- 2 | 0- 0 | 0- 0 | HOME | 0- 0 | 1- 2 | 6- 0 | | | | |
| 11- 4 | 0- 1 | 0- 0 | AWAY | 1- 1 | 2- 1 | 8- 1 | | | | |
| 0- 0 | 0- 0 | 0- 0 | NEUTRAL | 0- 0 | 0- 0 | 0- 0 | | | | |
| 6- 2 | 0- 1 | 0- 0 | NON-CONFERENCE | 1- 1 | 1- 0 | 4- 0 | | | | |
| 2- 0 | 0- 0 | 0- 0 | HOME | 0- 0 | 0- 0 | 2- 0 | | | | |
| 4- 2 | 0- 1 | 0- 0 | AWAY | 1- 1 | 1- 0 | 2- 0 | | | | |
| 0- 0 | 0- 0 | 0- 0 | NEUTRAL | 0- 0 | 0- 0 | 0- 0 | | | | |
| 12- 4 | 0- 0 | 0- 0 | CONFERENCE | 0- 0 | 2- 3 | 10- 1 | | | | |
| 5- 2 | 0- 0 | 0- 0 | HOME | 0- 0 | 1- 2 | 4- 0 | | | | |
| 7- 2 | 0- 0 | 0- 0 | AWAY | 0- 0 | 1- 1 | 6- 1 | | | | |
| 0- 0 | 0- 0 | 0- 0 | NEUTRAL | 0- 0 | 0- 0 | 0- 0 | | | | |

| RPI 1-25 | | | | RPI 26-50 | | | | RPI 51-100 Team's RPI: 97 | | | | RPI 101+ | | | |
|---------------------------|---|-------------------|-------|-----------|---|------------------|-------|---------------------------|---|--------------|-------|----------|---|--------------------|-------|
| RPI | S | Opponent | Score | RPI | S | Opponent | Score | RPI | S | Opponent | Score | RPI | S | Opponent | Score |
| 24 | A | Texas A&M | 48 63 | | | | | 63 | A | South Dakota | 74 80 | 101 | A | Abilene Christian | 70 61 |
| | | | | | | | | 98 | A | UT Arlington | 65 60 | 101 | H | Abilene Christian | 73 80 |
| | | | | | | | | | | | | 107 | A | Central Ark. | 58 70 |
| | | | | | | | | | | | | 107 | H | Central Ark. | 63 67 |
| | | | | | | | | | | | | 135 | H | Lamar University | 74 66 |
| | | | | | | | | | | | | 148 | A | Louisiana Tech | 60 58 |
| | | | | | | | | | | | | 190 | A | George Mason | 77 76 |
| | | | | | | | | | | | | 214 | A | New Orleans | 71 67 |
| | | | | | | | | | | | | 214 | H | New Orleans | 88 61 |
| | | | | | | | | | | | | 272 | A | Coppin St. | 72 57 |
| | | | | | | | | | | | | 278 | H | Prairie View | 88 64 |
| | | | | | | | | | | | | 288 | H | A&M-Corpus Christi | 64 56 |
| | | | | | | | | | | | | 289 | A | McNeese | 96 65 |
| | | | | | | | | | | | | 306 | A | Nicholls St. | 82 77 |
| | | | | | | | | | | | | 306 | H | Nicholls St. | 80 55 |
| | | | | | | | | | | | | 307 | A | Northwestern St. | 72 76 |
| | | | | | | | | | | | | 327 | A | Southeastern La. | 92 62 |
| | | | | | | | | | | | | 328 | H | Montana | 54 46 |
| | | | | | | | | | | | | 331 | A | Incarnate Word | 94 75 |
| | | | | | | | | | | | | 336 | H | Houston Baptist | 86 49 |
| | | | | | | | | | | | | 338 | A | Sam Houston St. | 83 65 |
| LAST 12 Division I GAMES: | | | | | | | | | | | | | | | |
| 107 | A | Central Ark. | 58 70 | 307 | A | Northwestern St. | 72 76 | | | | | | | | |
| 214 | A | New Orleans | 71 67 | 338 | A | Sam Houston St. | 83 65 | | | | | | | | |
| 327 | A | Southeastern La. | 92 62 | 214 | H | New Orleans | 88 61 | | | | | | | | |
| 101 | H | Abilene Christian | 73 80 | 107 | H | Central Ark. | 63 67 | | | | | | | | |
| 135 | H | Lamar University | 74 66 | 331 | A | Incarnate Word | 94 75 | | | | | | | | |
| 306 | A | Nicholls St. | 82 77 | 306 | H | Nicholls St. | 80 55 | | | | | | | | |

Non-Div I Games: Okla. Panhandle 77 43 Tex. Permian Basin 89 70 LSU-Shreveport 93 56

SFA

Loss, Non-Conf, S Site, H Home A Away N Neutral

| | | | | | | | | | | |
|-------------------|----------|-----------|----------------|------------|-------------|---------------|------|------|-------|-----------|
| Average RPI Win: | 267 | WON-LOST | WINNING | LAST 10 | STRENGTH OF | OPP. STRENGTH | TEAM | ADJ. | CONF. | ADJ CONF. |
| Average RPI Loss: | 144 | RECORD | PCT. RANK | GAMES | SCHEDULE | OF SCHEDULE | RPI | RPI | RPI | RPI |
| DIV. I ONLY | 12- 16 | 216 | 7- 3 | 140 | 285 | 202 | 202 | 26 | 26 | |
| DIV. I NON-CONF. | 3- 9 | 275 | 0- 0 | 33 | 233 | 196 | 196 | 26 | 26 | |
| TOTALS | RPI 1-25 | RPI 26-50 | W-L RECORDS | RPI 51-100 | RPI 101-150 | RPI 150+ | | | | |
| 12- 16 | 0- 1 | 0- 1 | OVERALL | 0- 6 | 0- 1 | 12- 7 | | | | |
| 8- 3 | 0- 0 | 0- 0 | HOME | 0- 1 | 0- 0 | 8- 2 | | | | |
| 3- 10 | 0- 1 | 0- 1 | AWAY | 0- 3 | 0- 1 | 3- 4 | | | | |
| 1- 3 | 0- 0 | 0- 0 | NEUTRAL | 0- 2 | 0- 0 | 1- 1 | | | | |
| 3- 9 | 0- 1 | 0- 1 | NON-CONFERENCE | 0- 5 | 0- 1 | 3- 1 | | | | |
| 2- 1 | 0- 0 | 0- 0 | HOME | 0- 1 | 0- 0 | 2- 0 | | | | |
| 0- 5 | 0- 1 | 0- 1 | AWAY | 0- 2 | 0- 1 | 0- 0 | | | | |
| 1- 3 | 0- 0 | 0- 0 | NEUTRAL | 0- 2 | 0- 0 | 1- 1 | | | | |
| 9- 7 | 0- 0 | 0- 0 | CONFERENCE | 0- 1 | 0- 0 | 9- 6 | | | | |
| 6- 2 | 0- 0 | 0- 0 | HOME | 0- 0 | 0- 0 | 6- 2 | | | | |
| 3- 5 | 0- 0 | 0- 0 | AWAY | 0- 1 | 0- 0 | 3- 4 | | | | |
| 0- 0 | 0- 0 | 0- 0 | NEUTRAL | 0- 0 | 0- 0 | 0- 0 | | | | |

| RPI 1-25 | | | | RPI 26-50 | | | | RPI 51-100 | | | | RPI 101+ Team's RPI: 202 | | | |
|---------------------------|---|-------------------|-------|-----------|---|-------------------|-------|------------|---|---------------|-------|--------------------------|---|-------------------|-------|
| RPI | S | Opponent | Score | RPI | S | Opponent | Score | RPI | S | Opponent | Score | RPI | S | Opponent | Score |
| 22 | A | Missouri | 60 72 | 34 | A | South Dakota St. | 49 82 | 60 | A | Belmont | 67 94 | 103 | A | Saint Louis | 49 90 |
| | | | | | | | | 63 | N | South Dakota | 68 75 | 169 | A | Morehead St. | 66 69 |
| | | | | | | | | 73 | H | Western Ill. | 74 76 | 184 | H | Southern Ill. | 60 59 |
| | | | | | | | | 82 | A | Northern Ill. | 78 97 | 185 | N | Bethune-Cookman | 78 83 |
| | | | | | | | | 90 | N | Vanderbilt | 63 73 | 234 | A | UT Martin | 70 68 |
| | | | | | | | | 99 | A | Stetson | 68 78 | 234 | H | UT Martin | 72 82 |
| | | | | | | | | | | | | 250 | H | Jacksonville St. | 69 62 |
| | | | | | | | | | | | | 252 | H | Tennessee St. | 73 52 |
| | | | | | | | | | | | | 253 | A | Austin Peay | 62 85 |
| | | | | | | | | | | | | 253 | H | Austin Peay | 76 69 |
| | | | | | | | | | | | | 264 | A | Murray St. | 85 76 |
| | | | | | | | | | | | | 264 | H | Murray St. | 77 84 |
| | | | | | | | | | | | | 273 | A | Southeast Mo. St. | 74 78 |
| | | | | | | | | | | | | 273 | H | Southeast Mo. St. | 70 69 |
| | | | | | | | | | | | | 275 | H | Tennessee Tech | 60 49 |
| | | | | | | | | | | | | 292 | A | Eastern Ill. | 75 59 |
| | | | | | | | | | | | | 292 | H | Eastern Ill. | 68 52 |
| | | | | | | | | | | | | 293 | A | Eastern Ky. | 63 75 |
| | | | | | | | | | | | | 309 | H | Illinois St. | 92 80 |
| | | | | | | | | | | | | 329 | N | Utah Valley | 71 64 |
| LAST 12 Division I GAMES: | | | | | | | | | | | | | | | |
| 292 | H | Eastern Ill. | 68 52 | 60 | A | Belmont | 67 94 | | | | | | | | |
| 264 | A | Murray St. | 85 76 | 292 | A | Eastern Ill. | 75 59 | | | | | | | | |
| 253 | H | Austin Peay | 76 69 | 252 | H | Tennessee St. | 73 52 | | | | | | | | |
| 234 | H | UT Martin | 72 82 | 234 | A | UT Martin | 70 68 | | | | | | | | |
| 273 | A | Southeast Mo. St. | 74 78 | 273 | H | Southeast Mo. St. | 70 69 | | | | | | | | |
| 250 | H | Jacksonville St. | 69 62 | 264 | H | Murray St. | 77 84 | | | | | | | | |

Non-Div I Games: Mo.-St. Louis 59 49

SIUE

■ Loss,
 ■ Non-Conf,
 ■ S Site,
 ■ Home
 ■ A Away
 N Neutral

| | | | | | | | | | | |
|-------------------|----------|-----------|----------------|------------|-------------|---------------|------|------|-------|-----------|
| Average RPI Win: | 165 | WON-LOST | WINNING | LAST 10 | STRENGTH OF | OPP. STRENGTH | TEAM | ADJ. | CONF. | ADJ CONF. |
| Average RPI Loss: | 82 | RECORD | PCT. RANK | GAMES | SCHEDULE | OF SCHEDULE | RPI | RPI | RPI | RPI |
| DIV. I ONLY | 15- 13 | 154 | 5- 5 | 64 | 60 | 93 | 93 | 5 | 5 | |
| DIV. I NON-CONF. | 9- 4 | 85 | 0- 0 | 131 | 67 | 71 | 71 | 5 | 5 | |
| TOTALS | RPI 1-25 | RPI 26-50 | W-L RECORDS | RPI 51-100 | RPI 101-150 | RPI 150+ | | | | |
| 15- 13 | 1- 4 | 0- 1 | OVERALL | 0- 2 | 2- 4 | 12- 2 | | | | |
| 10- 3 | 1- 1 | 0- 1 | HOME | 0- 1 | 2- 0 | 7- 0 | | | | |
| 3- 9 | 0- 2 | 0- 0 | AWAY | 0- 1 | 0- 4 | 3- 2 | | | | |
| 2- 1 | 0- 1 | 0- 0 | NEUTRAL | 0- 0 | 0- 0 | 2- 0 | | | | |
| 9- 4 | 1- 1 | 0- 0 | NON-CONFERENCE | 0- 1 | 0- 2 | 8- 0 | | | | |
| 6- 0 | 1- 0 | 0- 0 | HOME | 0- 0 | 0- 0 | 5- 0 | | | | |
| 1- 3 | 0- 0 | 0- 0 | AWAY | 0- 1 | 0- 2 | 1- 0 | | | | |
| 2- 1 | 0- 1 | 0- 0 | NEUTRAL | 0- 0 | 0- 0 | 2- 0 | | | | |
| 6- 9 | 0- 3 | 0- 1 | CONFERENCE | 0- 1 | 2- 2 | 4- 2 | | | | |
| 4- 3 | 0- 1 | 0- 1 | HOME | 0- 1 | 2- 0 | 2- 0 | | | | |
| 2- 6 | 0- 2 | 0- 0 | AWAY | 0- 0 | 0- 2 | 2- 2 | | | | |
| 0- 0 | 0- 0 | 0- 0 | NEUTRAL | 0- 0 | 0- 0 | 0- 0 | | | | |

| RPI | S | Opponent | Score | RPI | S | Opponent | Score | RPI | S | Opponent | Score | RPI | S | Opponent | Score |
|---------------------------|---|-----------------|-------|-----|---|------------|-------|-----|---|----------|-------|-----|---|----------------|-------|
| 1 | A | UConn | 41 83 | 35 | H | South Fla. | 51 52 | 55 | H | Tulane | 59 71 | 104 | A | UCF | 37 63 |
| 1 | H | UConn | 48 88 | | | | | 87 | A | Colorado | 50 67 | 104 | H | UCF | 63 58 |
| 3 | N | Mississippi St. | 42 91 | | | | | | | | | 142 | A | New Mexico | 49 64 |
| 20 | A | Temple | 52 66 | | | | | | | | | 143 | A | Cincinnati | 65 67 |
| 24 | H | Texas A&M | 54 53 | | | | | | | | | 143 | H | Cincinnati | 64 47 |
| | | | | | | | | | | | | 144 | A | TCU | 67 76 |
| | | | | | | | | | | | | 152 | H | Texas St. | 64 56 |
| | | | | | | | | | | | | 155 | A | Memphis | 60 39 |
| | | | | | | | | | | | | 155 | H | Memphis | 53 44 |
| | | | | | | | | | | | | 163 | N | Boston College | 72 64 |
| | | | | | | | | | | | | 164 | A | Tulsa | 59 66 |
| | | | | | | | | | | | | 164 | H | Tulsa | 62 41 |
| | | | | | | | | | | | | 165 | A | East Carolina | 57 58 |
| | | | | | | | | | | | | 170 | A | Kansas | 75 63 |
| | | | | | | | | | | | | 171 | A | Houston | 66 45 |
| | | | | | | | | | | | | 183 | H | North Texas | 65 51 |
| | | | | | | | | | | | | 201 | N | Grambling | 56 36 |
| | | | | | | | | | | | | 203 | H | Texas Southern | 61 36 |
| | | | | | | | | | | | | 216 | H | Seattle U | 77 43 |
| | | | | | | | | | | | | 278 | H | Prairie View | 61 54 |
| LAST 12 Division I GAMES: | | | | | | | | | | | | | | | |
| 104 | A | UCF | 37 63 | 155 | H | Memphis | 53 44 | 164 | A | Tulsa | 59 66 | | | | |
| 155 | A | Memphis | 60 39 | 35 | H | South Fla. | 51 52 | 171 | A | Houston | 66 45 | | | | |
| 164 | H | Tulsa | 62 41 | 143 | A | Cincinnati | 65 67 | 1 | H | UConn | 48 88 | | | | |
| 20 | A | Temple | 52 66 | | | | | | | | | | | | |
| 1 | A | UConn | 41 83 | | | | | | | | | | | | |
| 104 | H | UCF | 63 58 | | | | | | | | | | | | |

Non-Div I Games:

SMU

| | | | | | | | | | | |
|-------------------|----------|-----------|----------------|------------|-------------|---------------|------|------|-------|-----------|
| Average RPI Win: | 286 | WON-LOST | WINNING | LAST 10 | STRENGTH OF | OPP. STRENGTH | TEAM | ADJ. | CONF. | ADJ CONF. |
| Average RPI Loss: | 160 | RECORD | PCT. RANK | GAMES | SCHEDULE | OF SCHEDULE | RPI | RPI | RPI | RPI |
| DIV. I ONLY | 9- 17 | 255 | 4- 6 | 287 | 244 | 283 | 283 | 20 | 20 | |
| DIV. I NON-CONF. | 3- 7 | 250 | 0- 0 | 234 | 230 | 294 | 294 | 18 | 18 | |
| TOTALS | RPI 1-25 | RPI 26-50 | W-L RECORDS | RPI 51-100 | RPI 101-150 | RPI 150+ | | | | |
| 9- 17 | 0- 0 | 0- 0 | OVERALL | 0- 5 | 0- 6 | 9- 6 | | | | |
| 5- 7 | 0- 0 | 0- 0 | HOME | 0- 3 | 0- 2 | 5- 2 | | | | |
| 4- 8 | 0- 0 | 0- 0 | AWAY | 0- 2 | 0- 3 | 4- 3 | | | | |
| 0- 2 | 0- 0 | 0- 0 | NEUTRAL | 0- 0 | 0- 1 | 0- 1 | | | | |
| 3- 7 | 0- 0 | 0- 0 | NON-CONFERENCE | 0- 3 | 0- 2 | 3- 2 | | | | |
| 2- 3 | 0- 0 | 0- 0 | HOME | 0- 2 | 0- 0 | 2- 1 | | | | |
| 1- 2 | 0- 0 | 0- 0 | AWAY | 0- 1 | 0- 1 | 1- 0 | | | | |
| 0- 2 | 0- 0 | 0- 0 | NEUTRAL | 0- 0 | 0- 1 | 0- 1 | | | | |
| 6- 10 | 0- 0 | 0- 0 | CONFERENCE | 0- 2 | 0- 4 | 6- 4 | | | | |
| 3- 4 | 0- 0 | 0- 0 | HOME | 0- 1 | 0- 2 | 3- 1 | | | | |
| 3- 6 | 0- 0 | 0- 0 | AWAY | 0- 1 | 0- 2 | 3- 3 | | | | |
| 0- 0 | 0- 0 | 0- 0 | NEUTRAL | 0- 0 | 0- 0 | 0- 0 | | | | |

| RPI 1-25 | | | | RPI 26-50 | | | | RPI 51-100 | | | | RPI 101+ | | | | Team's RPI: 283 | |
|---------------------------|---|----------|-------|-----------|---|----------------|---------|------------|---|---------------------|--------|----------|---|----------------|---------|-----------------|--|
| RPI | S | Opponent | Score | RPI | S | Opponent | Score | RPI | S | Opponent | Score | RPI | S | Opponent | Score | | |
| | | | | | | | | 58 | A | California | 73 97 | 117 | A | North Dakota | 71 94 | | |
| | | | | | | | | 67 | H | Southern California | 95 111 | 120 | H | Eastern Wash. | 65 72 | | |
| | | | | | | | | 88 | A | Montana St. | 80 84 | 127 | H | Idaho | 58 72 | | |
| | | | | | | | | 88 | H | Montana St. | 82 104 | 128 | A | Northern Colo. | 88 95 | | |
| | | | | | | | | 96 | H | UC Davis | 78 110 | 140 | A | San Francisco | 80 91 | | |
| | | | | | | | | | | | | 150 | N | New Mexico St. | 73 99 | | |
| | | | | | | | | | | | | 161 | A | Idaho St. | 60 79 | | |
| | | | | | | | | | | | | 189 | H | Hofstra | 97 85 | | |
| | | | | | | | | | | | | 230 | A | Weber St. | 60 66 | | |
| | | | | | | | | | | | | 247 | A | Portland St. | 77 68 | | |
| | | | | | | | | | | | | 247 | H | Portland St. | 86 88 | | |
| | | | | | | | | | | | | 256 | H | Cal Poly | 97 96 | | |
| | | | | | | | | | | | | 287 | H | Nevada | 95 99 | | |
| | | | | | | | | | | | | 298 | A | Southern Utah | 110 104 | | |
| | | | | | | | | | | | | 298 | H | Southern Utah | 81 69 | | |
| | | | | | | | | | | | | 308 | A | Northern Ariz. | 88 91 | | |
| | | | | | | | | | | | | 308 | H | Northern Ariz. | 82 76 | | |
| | | | | | | | | | | | | 312 | N | Youngstown St. | 94 102 | | |
| | | | | | | | | | | | | 324 | A | UC Irvine | 78 70 | | |
| | | | | | | | | | | | | 328 | A | Montana | 73 60 | | |
| | | | | | | | | | | | | 328 | H | Montana | 99 69 | | |
| LAST 12 Division I GAMES: | | | | | | | | | | | | | | | | | |
| | | | | 298 | A | Southern Utah | 110 104 | | | | | 127 | H | Idaho | 58 72 | | |
| | | | | 308 | A | Northern Ariz. | 88 91 | | | | | 120 | H | Eastern Wash. | 65 72 | | |
| | | | | 88 | H | Montana St. | 82 104 | | | | | 247 | A | Portland St. | 77 68 | | |
| | | | | 328 | H | Montana | 99 69 | | | | | 328 | A | Montana | 73 60 | | |
| | | | | 161 | A | Idaho St. | 60 79 | | | | | 88 | A | Montana St. | 80 84 | | |
| | | | | 230 | A | Weber St. | 60 66 | | | | | 308 | H | Northern Ariz. | 82 76 | | |

Non-Div I Games: Stanislaus St. 102 72

Sacramento St.

| | | | | | | | | | | |
|-----------------------|----------|----------|-----------|---------|----------------|---------------|------------|------|-------------|-----------|
| Average RPI Win: 279 | | WON-LOST | WINNING | LAST 10 | STRENGTH OF | OPP. STRENGTH | TEAM | ADJ. | CONF. | ADJ CONF. |
| Average RPI Loss: 188 | | RECORD | PCT. RANK | GAMES | SCHEDULE | OF SCHEDULE | RPI | RPI | RPI | RPI |
| DIV. I ONLY | | 16- 12 | 131 | 7- 3 | 287 | 336 | 193 | 193 | 31 | 31 |
| DIV. I NON-CONF. | | 3- 8 | 262 | 0- 0 | 74 | 237 | 193 | 193 | 32 | 32 |
| TOTALS | RPI 1-25 | | RPI 26-50 | | W-L RECORDS | | RPI 51-100 | | RPI 101-150 | RPI 150+ |
| 16- 12 | 0- 0 | | 0- 1 | | OVERALL | | 0- 3 | | 0- 0 | 16- 8 |
| 10- 3 | 0- 0 | | 0- 1 | | HOME | | 0- 0 | | 0- 0 | 10- 2 |
| 6- 9 | 0- 0 | | 0- 0 | | AWAY | | 0- 3 | | 0- 0 | 6- 6 |
| 0- 0 | 0- 0 | | 0- 0 | | NEUTRAL | | 0- 0 | | 0- 0 | 0- 0 |
| 3- 8 | 0- 0 | | 0- 1 | | NON-CONFERENCE | | 0- 3 | | 0- 0 | 3- 4 |
| 1- 3 | 0- 0 | | 0- 1 | | HOME | | 0- 0 | | 0- 0 | 1- 2 |
| 2- 5 | 0- 0 | | 0- 0 | | AWAY | | 0- 3 | | 0- 0 | 2- 2 |
| 0- 0 | 0- 0 | | 0- 0 | | NEUTRAL | | 0- 0 | | 0- 0 | 0- 0 |
| 13- 4 | 0- 0 | | 0- 0 | | CONFERENCE | | 0- 0 | | 0- 0 | 13- 4 |
| 9- 0 | 0- 0 | | 0- 0 | | HOME | | 0- 0 | | 0- 0 | 9- 0 |
| 4- 4 | 0- 0 | | 0- 0 | | AWAY | | 0- 0 | | 0- 0 | 4- 4 |
| 0- 0 | 0- 0 | | 0- 0 | | NEUTRAL | | 0- 0 | | 0- 0 | 0- 0 |

[illegible]

Non-Div I Games:

Sacred Heart

■ Loss, ■ Non-Conf, S Site, H Home A Away N Neutral

Saint Francis (PA)

Through Games Of Feb. 25, 2017

| | | | | | | | | | | |
|-------------------|----------|-----------|----------------|------------|-------------|---------------|------|------|-------|-----------|
| Average RPI Win: | 296 | WON-LOST | WINNING | LAST 10 | STRENGTH OF | OPP. STRENGTH | TEAM | ADJ. | CONF. | ADJ CONF. |
| Average RPI Loss: | 206 | RECORD | PCT. RANK | GAMES | SCHEDULE | OF SCHEDULE | RPI | RPI | RPI | RPI |
| DIV. I ONLY | 15- 13 | 154 | 6- 4 | 324 | 341 | 238 | 238 | 31 | 31 | |
| DIV. I NON-CONF. | 3- 8 | 262 | 0- 0 | 228 | 285 | 268 | 268 | 32 | 32 | |
| TOTALS | RPI 1-25 | RPI 26-50 | W-L RECORDS | RPI 51-100 | RPI 101-150 | RPI 150+ | | | | |
| 15- 13 | 0- 0 | 0- 2 | OVERALL | 0- 0 | 0- 2 | 15- 9 | | | | |
| 6- 5 | 0- 0 | 0- 0 | HOME | 0- 0 | 0- 1 | 6- 4 | | | | |
| 9- 6 | 0- 0 | 0- 2 | AWAY | 0- 0 | 0- 1 | 9- 3 | | | | |
| 0- 2 | 0- 0 | 0- 0 | NEUTRAL | 0- 0 | 0- 0 | 0- 2 | | | | |
| 3- 8 | 0- 0 | 0- 2 | NON-CONFERENCE | 0- 0 | 0- 2 | 3- 4 | | | | |
| 1- 2 | 0- 0 | 0- 0 | HOME | 0- 0 | 0- 1 | 1- 1 | | | | |
| 2- 4 | 0- 0 | 0- 2 | AWAY | 0- 0 | 0- 1 | 2- 1 | | | | |
| 0- 2 | 0- 0 | 0- 0 | NEUTRAL | 0- 0 | 0- 0 | 0- 2 | | | | |
| 12- 5 | 0- 0 | 0- 0 | CONFERENCE | 0- 0 | 0- 0 | 12- 5 | | | | |
| 5- 3 | 0- 0 | 0- 0 | HOME | 0- 0 | 0- 0 | 5- 3 | | | | |
| 7- 2 | 0- 0 | 0- 0 | AWAY | 0- 0 | 0- 0 | 7- 2 | | | | |
| 0- 0 | 0- 0 | 0- 0 | NEUTRAL | 0- 0 | 0- 0 | 0- 0 | | | | |

| RPI S | Opponent | Score | RPI S | Opponent | Score | RPI S | Opponent | Score | RPI S | Opponent | Score | Team's RPI: 238 |
|---------------------------|----------|-------|-------|------------------------|--------|-------|----------|-------|-------|------------------------|---------|-----------------|
| | | | 35 | A South Fla. | 80 129 | | | | 112 | H Cornell | 72 78 | |
| | | | 36 | A Marquette | 91 104 | | | | 149 | A William & Mary | 60 73 | |
| | | | | | | | | | 172 | H Columbia | 77 84 | |
| | | | | | | | | | 193 | A Sacred Heart | 63 73 | |
| | | | | | | | | | 196 | A Robert Morris | 70 55 | |
| | | | | | | | | | 196 | H Robert Morris | 68 70 | |
| | | | | | | | | | 211 | A Wisconsin | 103 100 | |
| | | | | | | | | | 249 | N UMES | 82 90 | |
| | | | | | | | | | 258 | H Canisius | 95 74 | |
| | | | | | | | | | 260 | A Coastal Caro. | 70 59 | |
| | | | | | | | | | 267 | A Bryant | 70 85 | |
| | | | | | | | | | 267 | H Bryant | 79 67 | |
| | | | | | | | | | 282 | A Mt. St. Mary's | 97 88 | |
| | | | | | | | | | 282 | H Mt. St. Mary's | 58 66 | |
| | | | | | | | | | 312 | A Youngstown St. | 68 69 | |
| | | | | | | | | | 318 | A Central Conn. St. | 72 70 | |
| | | | | | | | | | 318 | H Central Conn. St. | 87 81 | |
| | | | | | | | | | 326 | A St. Francis Brooklyn | 75 59 | |
| | | | | | | | | | 326 | H St. Francis Brooklyn | 79 62 | |
| | | | | | | | | | 332 | A LIU Brooklyn | 74 30 | |
| | | | | | | | | | 332 | H LIU Brooklyn | 66 52 | |
| | | | | | | | | | 336 | A Wagner | 67 46 | |
| | | | | | | | | | 336 | H Wagner | 71 87 | |
| | | | | | | | | | 341 | A Fairleigh Dickinson | 82 79 | |
| | | | | | | | | | 341 | H Fairleigh Dickinson | 73 64 | |
| | | | | | | | | | 345 | N Jackson St. | 84 88 | |
| LAST 12 Division I GAMES: | | | | | | | | | | | | |
| | | | 341 | H Fairleigh Dickinson | 73 64 | | | | 332 | A LIU Brooklyn | 74 30 | |
| | | | 318 | A Central Conn. St. | 72 70 | | | | 196 | H Robert Morris | 68 70 | |
| | | | 267 | A Bryant | 70 85 | | | | 336 | A Wagner | 67 46 | |
| | | | 336 | H Wagner | 71 87 | | | | 267 | H Bryant | 79 67 | |
| | | | 282 | H Mt. St. Mary's | 58 66 | | | | 318 | H Central Conn. St. | 87 81 | |
| | | | 326 | A St. Francis Brooklyn | 75 59 | | | | 196 | A Robert Morris | 70 55 | |

Non-Div I Games:

Saint Francis (PA)

■ Loss,
 ■ Non-Conf,
 ■ S Site,
 ■ Home
 ■ A Away
 N Neutral

Saint Joseph's

Through Games Of Feb. 25, 2017

| | | | | | | | | | | |
|-------------------|----------|-----------|----------------|------------|-------------|---------------|------|------|-------|-----------|
| Average RPI Win: | 194 | WON-LOST | WINNING | LAST 10 | STRENGTH OF | OPP. STRENGTH | TEAM | ADJ. | CONF. | ADJ CONF. |
| Average RPI Loss: | 87 | RECORD | PCT. RANK | GAMES | SCHEDULE | OF SCHEDULE | RPI | RPI | RPI | RPI |
| DIV. I ONLY | 16- 13 | 146 | 9- 1 | 65 | 123 | 109 | 109 | 12 | 12 | |
| DIV. I NON-CONF. | 3- 9 | 275 | 0- 0 | 16 | 98 | 156 | 156 | 12 | 12 | |
| TOTALS | RPI 1-25 | RPI 26-50 | W-L RECORDS | RPI 51-100 | RPI 101-150 | RPI 150+ | | | | |
| 16- 13 | 0- 1 | 0- 4 | OVERALL | 1- 4 | 6- 1 | 9- 3 | | | | |
| 10- 5 | 0- 1 | 0- 1 | HOME | 0- 2 | 3- 0 | 7- 1 | | | | |
| 6- 7 | 0- 0 | 0- 1 | AWAY | 1- 0 | 3- 1 | 2- 0 | | | | |
| 0- 1 | 0- 0 | 0- 0 | NEUTRAL | 0- 1 | 0- 0 | 0- 0 | | | | |
| 3- 9 | 0- 1 | 0- 2 | NON-CONFERENCE | 1- 4 | 1- 0 | 1- 2 | | | | |
| 1- 5 | 0- 1 | 0- 1 | HOME | 0- 2 | 0- 0 | 1- 1 | | | | |
| 2- 3 | 0- 0 | 0- 1 | AWAY | 1- 1 | 1- 0 | 0- 1 | | | | |
| 0- 1 | 0- 0 | 0- 0 | NEUTRAL | 0- 1 | 0- 0 | 0- 0 | | | | |
| 13- 4 | 0- 0 | 0- 2 | CONFERENCE | 0- 0 | 5- 1 | 8- 1 | | | | |
| 9- 0 | 0- 0 | 0- 0 | HOME | 0- 0 | 3- 0 | 6- 0 | | | | |
| 4- 4 | 0- 0 | 0- 2 | AWAY | 0- 0 | 2- 1 | 2- 1 | | | | |
| 0- 0 | 0- 0 | 0- 0 | NEUTRAL | 0- 0 | 0- 0 | 0- 0 | | | | |

| RPI 1-25 | | | | RPI 26-50 | | | | RPI 51-100 | | | | RPI 101+ Team's RPI: 109 | | | |
|---------------------------|---|--------------|-------|-----------|---|-------------------|-------|------------|---|-----------|-------|--------------------------|---|-----------------|-------|
| RPI | S | Opponent | Score | RPI | S | Opponent | Score | RPI | S | Opponent | Score | RPI | S | Opponent | Score |
| 20 | H | Temple | 70 86 | 32 | H | James Madison | 72 85 | 56 | H | Villanova | 54 62 | 103 | A | Saint Louis | 66 63 |
| | | | | 41 | A | Central Mich. | 71 73 | 61 | H | Bucknell | 61 64 | 113 | A | Fordham | 39 44 |
| | | | | 45 | A | Dayton | 59 64 | 64 | A | Drexel | 49 60 | 113 | H | Fordham | 47 44 |
| | | | | 48 | A | George Washington | 44 53 | 74 | A | Penn | 57 53 | 136 | H | Duquesne | 60 58 |
| | | | | | | | | 86 | N | BYU | 56 71 | 138 | A | VCU | 80 70 |
| | | | | | | | | | | | | 138 | H | VCU | 64 58 |
| | | | | | | | | | | | | 142 | A | New Mexico | 79 67 |
| | | | | | | | | | | | | 151 | A | Iona | 57 58 |
| | | | | | | | | | | | | 167 | A | La Salle | 75 55 |
| | | | | | | | | | | | | 167 | H | La Salle | 67 58 |
| | | | | | | | | | | | | 189 | H | Hofstra | 64 75 |
| | | | | | | | | | | | | 190 | H | George Mason | 57 53 |
| | | | | | | | | | | | | 225 | A | Richmond | 52 70 |
| | | | | | | | | | | | | 239 | H | St. Bonaventure | 70 53 |
| | | | | | | | | | | | | 276 | H | Davidson | 69 54 |
| | | | | | | | | | | | | 300 | A | Rhode Island | 75 49 |
| | | | | | | | | | | | | 300 | H | Rhode Island | 77 51 |
| | | | | | | | | | | | | 311 | H | Massachusetts | 81 50 |
| | | | | | | | | | | | | 313 | H | NJIT | 75 36 |
| LAST 12 Division I GAMES: | | | | | | | | | | | | | | | |
| 300 | H | Rhode Island | 77 51 | 103 | A | Saint Louis | 66 63 | | | | | | | | |
| 190 | H | George Mason | 57 53 | 136 | H | Duquesne | 60 58 | | | | | | | | |
| 276 | H | Davidson | 69 54 | 239 | H | St. Bonaventure | 70 53 | | | | | | | | |
| 138 | A | VCU | 80 70 | 300 | A | Rhode Island | 75 49 | | | | | | | | |
| 167 | H | La Salle | 67 58 | 45 | A | Dayton | 59 64 | | | | | | | | |
| 113 | A | Fordham | 39 44 | 113 | H | Fordham | 47 44 | | | | | | | | |

Non-Div I Games:

Saint Joseph's

■ Loss,
 ■ Non-Conf,
 ■ S Site,
 ■ H Home
 ■ A Away
 N Neutral

| | | | | | | | | | | |
|-------------------|----------|-----------|----------------|------------|-------------|---------------|------|------|-------|-----------|
| Average RPI Win: | 212 | WON-LOST | WINNING | LAST 10 | STRENGTH OF | OPP. STRENGTH | TEAM | ADJ. | CONF. | ADJ CONF. |
| Average RPI Loss: | 109 | RECORD | PCT. RANK | GAMES | SCHEDULE | OF SCHEDULE | RPI | RPI | RPI | RPI |
| DIV. I ONLY | 22- 7 | 38 | 8- 2 | 276 | 109 | 103 | 103 | 12 | 12 | |
| DIV. I NON-CONF. | 10- 3 | 54 | 0- 0 | 327 | 147 | 135 | 135 | 12 | 12 | |
| TOTALS | RPI 1-25 | RPI 26-50 | W-L RECORDS | RPI 51-100 | RPI 101-150 | RPI 150+ | | | | |
| 22- 7 | 1- 0 | 1- 2 | OVERALL | 0- 1 | 4- 2 | 16- 2 | | | | |
| 11- 3 | 1- 0 | 1- 1 | HOME | 0- 0 | 3- 1 | 6- 1 | | | | |
| 11- 4 | 0- 0 | 0- 1 | AWAY | 0- 1 | 1- 1 | 10- 1 | | | | |
| 0- 0 | 0- 0 | 0- 0 | NEUTRAL | 0- 0 | 0- 0 | 0- 0 | | | | |
| 10- 3 | 1- 0 | 0- 0 | NON-CONFERENCE | 0- 1 | 1- 0 | 8- 2 | | | | |
| 5- 1 | 1- 0 | 0- 0 | HOME | 0- 0 | 1- 0 | 3- 1 | | | | |
| 5- 2 | 0- 0 | 0- 0 | AWAY | 0- 1 | 0- 0 | 5- 1 | | | | |
| 0- 0 | 0- 0 | 0- 0 | NEUTRAL | 0- 0 | 0- 0 | 0- 0 | | | | |
| 12- 4 | 0- 0 | 1- 2 | CONFERENCE | 0- 0 | 3- 2 | 8- 0 | | | | |
| 6- 2 | 0- 0 | 1- 1 | HOME | 0- 0 | 2- 1 | 3- 0 | | | | |
| 6- 2 | 0- 0 | 0- 1 | AWAY | 0- 0 | 1- 1 | 5- 0 | | | | |
| 0- 0 | 0- 0 | 0- 0 | NEUTRAL | 0- 0 | 0- 0 | 0- 0 | | | | |

| RPI | S | Opponent | Score | RPI | S | Opponent | Score | RPI | S | Opponent | Score | RPI | S | Opponent | Score | Team's RPI: 103 |
|---------------------------|---|----------|-------|-----|---|-------------------|-------|-----|---|-------------|-------|-------------------|----|-------------------|--------|-----------------|
| 22 | H | Missouri | 72 61 | 45 | A | Dayton | 62 68 | 52 | A | Little Rock | 43 56 | 102 | H | Washington St. | 73 70 | |
| | | | | 45 | H | Dayton | 67 78 | | | | | 109 | H | Saint Joseph's | 63 66 | |
| | | | | 48 | H | George Washington | 67 59 | | | | | 113 | H | Fordham | 82 58 | |
| | | | | | | | | | | | | 136 | A | Duquesne | 65 94 | |
| | | | | | | | | | | | | 138 | A | VCU | 62 48 | |
| | | | | | | | | | | | | 138 | H | VCU | 77 72 | |
| | | | | | | | | | | | | 164 | A | Tulsa | 64 70 | |
| | | | | | | | | | | | | 167 | A | La Salle | 79 74 | |
| | | | | | | | | | | | | 190 | H | George Mason | 89 50 | |
| | | | | | | | | | | | | 202 | H | SIUE | 90 49 | |
| | | | | | | | | | | | | 205 | A | Loyola Marymount | 90 76 | |
| | | | | | | | | | | | | 210 | H | Indiana St. | 67 70 | |
| | | | | | | | | | | | | 225 | H | Richmond | 73 66 | |
| | | | | | | | | | | | | 228 | A | Bradley | 68 58 | |
| | | | | | | | | | | | | 239 | A | St. Bonaventure | 74 58 | |
| | | | | | | | | | | | | 239 | H | St. Bonaventure | 64 49 | |
| | | | | | | | | | | | | 273 | A | Southeast Mo. St. | 89 50 | |
| | | | | | | | | | | | | 276 | A | Davidson | 106 69 | |
| | | | | | | | | | | | | 293 | H | Eastern Ky. | 78 51 | |
| | | | | | | | | | | | | 296 | A | Lipscomb | 83 38 | |
| | | | | | | | | | | | | 300 | A | Rhode Island | 68 50 | |
| | | | | | | | | | | | | 311 | A | Massachusetts | 81 60 | |
| | | | | | | | | | | | | 324 | A | UC Irvine | 79 69 | |
| | | | | | | | | | | | | 333 | H | Morgan St. | 71 43 | |
| LAST 12 Division I GAMES: | | | | | | | | | | | | | | | | |
| | | | | 45 | A | Dayton | 62 68 | | | 311 | A | Massachusetts | 81 | 60 | | |
| | | | | 225 | H | Richmond | 73 66 | | | 113 | H | Fordham | 82 | 58 | | |
| | | | | 167 | A | La Salle | 79 74 | | | 48 | H | George Washington | 67 | 59 | | |
| | | | | 239 | A | St. Bonaventure | 74 58 | | | 300 | A | Rhode Island | 68 | 50 | | |
| | | | | 138 | H | VCU | 77 72 | | | 136 | A | Duquesne | 65 | 94 | | |
| | | | | 109 | H | Saint Joseph's | 63 66 | | | 45 | H | Dayton | 67 | 78 | | |

Non-Div I Games:

Saint Louis

■ Loss,
 ■ Non-Conf,
 ■ S Site,
 ■ Home
 ■ A Away
 N Neutral

Saint Peter's

Through Games Of Feb. 25, 2017

| | | | | | | | | | | |
|-------------------|----------|-----------|----------------|------------|-------------|---------------|------|------|-------|-----------|
| Average RPI Win: | 266 | WON-LOST | WINNING | LAST 10 | STRENGTH OF | OPP. STRENGTH | TEAM | ADJ. | CONF. | ADJ CONF. |
| Average RPI Loss: | 171 | RECORD | PCT. RANK | GAMES | SCHEDULE | OF SCHEDULE | RPI | RPI | RPI | RPI |
| DIV. I ONLY | 3- 26 | 342 | 0- 10 | 181 | 227 | 325 | 325 | 18 | 18 | |
| DIV. I NON-CONF. | 1- 8 | 314 | 0- 0 | 135 | 255 | 308 | 308 | 17 | 17 | |
| TOTALS | RPI 1-25 | RPI 26-50 | W-L RECORDS | RPI 51-100 | RPI 101-150 | RPI 150+ | | | | |
| 3- 26 | 0- 2 | 0- 2 | OVERALL | 0- 1 | 0- 3 | 3- 18 | | | | |
| 2- 9 | 0- 0 | 0- 1 | HOME | 0- 0 | 0- 1 | 2- 7 | | | | |
| 1- 14 | 0- 0 | 0- 0 | AWAY | 0- 0 | 0- 0 | 1- 1 | | | | |
| 0- 3 | 0- 0 | 0- 0 | NEUTRAL | 0- 0 | 0- 1 | 0- 2 | | | | |
| 1- 8 | 0- 2 | 0- 0 | NON-CONFERENCE | 0- 1 | 0- 1 | 1- 4 | | | | |
| 1- 0 | 0- 0 | 0- 0 | HOME | 0- 0 | 0- 0 | 1- 0 | | | | |
| 0- 5 | 0- 2 | 0- 0 | AWAY | 0- 1 | 0- 0 | 0- 2 | | | | |
| 0- 3 | 0- 0 | 0- 0 | NEUTRAL | 0- 0 | 0- 1 | 0- 2 | | | | |
| 2- 18 | 0- 0 | 0- 2 | CONFERENCE | 0- 0 | 0- 2 | 2- 14 | | | | |
| 1- 9 | 0- 0 | 0- 1 | HOME | 0- 0 | 0- 1 | 1- 7 | | | | |
| 1- 9 | 0- 0 | 0- 1 | AWAY | 0- 0 | 0- 1 | 1- 7 | | | | |
| 0- 0 | 0- 0 | 0- 0 | NEUTRAL | 0- 0 | 0- 0 | 0- 0 | | | | |

| RPI 1-25 | | | | RPI 26-50 | | | | RPI 51-100 | | | | RPI 101+ Team's RPI: 325 | | | |
|---------------------------|---|----------------|--------|-----------|---|------------|-------|------------|---|----------|--------|--------------------------|---|----------------------|-------|
| RPI | S | Opponent | Score | RPI | S | Opponent | Score | RPI | S | Opponent | Score | RPI | S | Opponent | Score |
| 4 | A | South Carolina | 38 93 | 43 | A | Quinnipiac | 47 82 | 79 | A | Penn St. | 50 106 | 114 | A | Rider | 46 47 |
| 21 | A | Maryland | 49 101 | 43 | H | Quinnipiac | 51 84 | | | | | 114 | H | Rider | 43 56 |
| | | | | | | | | | | | | 137 | N | Maine | 43 59 |
| | | | | | | | | | | | | 151 | A | Iona | 50 51 |
| | | | | | | | | | | | | 151 | H | Iona | 58 66 |
| | | | | | | | | | | | | 176 | A | Siena | 55 80 |
| | | | | | | | | | | | | 176 | H | Siena | 60 76 |
| | | | | | | | | | | | | 179 | A | Brown | 71 80 |
| | | | | | | | | | | | | 181 | A | Fairfield | 38 50 |
| | | | | | | | | | | | | 181 | H | Fairfield | 39 56 |
| | | | | | | | | | | | | 186 | N | Hampton | 42 71 |
| | | | | | | | | | | | | 217 | A | Monmouth | 59 76 |
| | | | | | | | | | | | | 217 | H | Monmouth | 42 58 |
| | | | | | | | | | | | | 218 | A | Marist | 73 69 |
| | | | | | | | | | | | | 218 | H | Marist | 58 66 |
| | | | | | | | | | | | | 240 | A | Niagara | 63 71 |
| | | | | | | | | | | | | 240 | H | Niagara | 78 66 |
| | | | | | | | | | | | | 243 | N | Bowling Green | 68 73 |
| | | | | | | | | | | | | 258 | A | Canisius | 56 61 |
| | | | | | | | | | | | | 258 | H | Canisius | 54 59 |
| | | | | | | | | | | | | 269 | A | Manhattan | 44 57 |
| | | | | | | | | | | | | 269 | H | Manhattan | 65 69 |
| | | | | | | | | | | | | 326 | A | St. Francis Brooklyn | 52 58 |
| | | | | | | | | | | | | 341 | H | Fairleigh Dickinson | 65 43 |
| LAST 12 Division I GAMES: | | | | | | | | | | | | | | | |
| 176 | H | Siena | 60 76 | 181 | A | Fairfield | 38 50 | | | | | | | | |
| 151 | A | Iona | 50 51 | 218 | H | Marist | 58 66 | | | | | | | | |
| 240 | A | Niagara | 63 71 | 269 | A | Manhattan | 44 57 | | | | | | | | |
| 258 | A | Canisius | 56 61 | 114 | A | Rider | 46 47 | | | | | | | | |
| 181 | H | Fairfield | 39 56 | 269 | H | Manhattan | 65 69 | | | | | | | | |
| 217 | H | Monmouth | 42 58 | 114 | H | Rider | 43 56 | | | | | | | | |

Non-Div I Games:

Saint Peter's

■ Loss,
 ■ Non-Conf,
 ■ S Site,
 ■ H Home
 ■ A Away
 N Neutral

| | | | | | | | | | | |
|-------------------|----------|-----------|----------------|------------|-------------|---------------|------|------|-------|-----------|
| Average RPI Win: | 323 | WON-LOST | WINNING | LAST 10 | STRENGTH OF | OPP. STRENGTH | TEAM | ADJ. | CONF. | ADJ CONF. |
| Average RPI Loss: | 199 | RECORD | PCT. RANK | GAMES | SCHEDULE | OF SCHEDULE | RPI | RPI | RPI | RPI |
| DIV. I ONLY | 3- 22 | 333 | 3- 7 | 248 | 315 | 338 | 338 | 27 | 27 | |
| DIV. I NON-CONF. | 0- 9 | 335 | 0- 0 | 177 | 295 | 339 | 339 | 27 | 27 | |
| TOTALS | RPI 1-25 | RPI 26-50 | W-L RECORDS | RPI 51-100 | RPI 101-150 | RPI 150+ | | | | |
| 3- 22 | 0- 0 | 0- 1 | OVERALL | 0- 1 | 0- 6 | 3- 14 | | | | |
| 3- 6 | 0- 0 | 0- 0 | HOME | 0- 1 | 0- 2 | 3- 3 | | | | |
| 0- 15 | 0- 0 | 0- 1 | AWAY | 0- 0 | 0- 2 | 0- 8 | | | | |
| 0- 1 | 0- 0 | 0- 0 | NEUTRAL | 0- 0 | 0- 0 | 0- 1 | | | | |
| 0- 9 | 0- 0 | 0- 1 | NON-CONFERENCE | 0- 0 | 0- 1 | 0- 7 | | | | |
| 0- 1 | 0- 0 | 0- 0 | HOME | 0- 0 | 0- 0 | 0- 1 | | | | |
| 0- 7 | 0- 0 | 0- 1 | AWAY | 0- 0 | 0- 1 | 0- 5 | | | | |
| 0- 1 | 0- 0 | 0- 0 | NEUTRAL | 0- 0 | 0- 0 | 0- 1 | | | | |
| 3- 13 | 0- 0 | 0- 0 | CONFERENCE | 0- 1 | 0- 5 | 3- 7 | | | | |
| 3- 5 | 0- 0 | 0- 0 | HOME | 0- 1 | 0- 2 | 3- 2 | | | | |
| 0- 8 | 0- 0 | 0- 0 | AWAY | 0- 0 | 0- 3 | 0- 5 | | | | |
| 0- 0 | 0- 0 | 0- 0 | NEUTRAL | 0- 0 | 0- 0 | 0- 0 | | | | |

| RPI 1-25 | | | RPI 26-50 | | | RPI 51-100 | | | RPI 101+ | | | Team's RPI: 338 |
|---------------------------|---|----------|-----------|-----|---|-------------------|-------|-----|----------|--------------------|-------|--------------------------|
| RPI | S | Opponent | Score | RPI | S | Opponent | Score | RPI | S | Opponent | Score | |
| | | | | 33 | A | LSU | 41 89 | 97 | H | SFA | 65 83 | |
| | | | | | | | | | | 101 | A | Abilene Christian 56 78 |
| | | | | | | | | | | 101 | H | Abilene Christian 39 72 |
| | | | | | | | | | | 107 | A | Central Ark. 48 75 |
| | | | | | | | | | | 135 | A | Lamar University 51 84 |
| | | | | | | | | | | 135 | H | Lamar University 44 70 |
| | | | | | | | | | | 144 | A | TCU 37 81 |
| | | | | | | | | | | 152 | A | Texas St. 46 69 |
| | | | | | | | | | | 153 | A | Arkansas 39 71 |
| | | | | | | | | | | 168 | A | Rice 51 77 |
| | | | | | | | | | | 214 | A | New Orleans 49 78 |
| | | | | | | | | | | 221 | A | UTRGV 50 78 |
| | | | | | | | | | | 221 | H | UTRGV 45 69 |
| | | | | | | | | | | 261 | N | Marshall 50 73 |
| | | | | | | | | | | 278 | A | Prairie View 65 75 |
| | | | | | | | | | | 288 | H | A&M-Corpus Christi 37 63 |
| | | | | | | | | | | 289 | A | McNeese 56 79 |
| | | | | | | | | | | 306 | H | Nicholls St. 59 66 |
| | | | | | | | | | | 307 | A | Northwestern St. 51 78 |
| | | | | | | | | | | 307 | H | Northwestern St. 92 73 |
| | | | | | | | | | | 327 | H | Southeastern La. 68 61 |
| | | | | | | | | | | 331 | A | Incarnate Word 55 82 |
| | | | | | | | | | | 336 | A | Houston Baptist 51 61 |
| | | | | | | | | | | 336 | H | Houston Baptist 78 63 |
| LAST 12 Division I GAMES: | | | | | | | | | | | | |
| | | | | 101 | H | Abilene Christian | 39 72 | 101 | A | Abilene Christian | 56 78 | |
| | | | | 307 | H | Northwestern St. | 92 73 | 97 | H | SFA | 65 83 | |
| | | | | 331 | A | Incarnate Word | 55 82 | 327 | H | Southeastern La. | 68 61 | |
| | | | | 107 | A | Central Ark. | 48 75 | 288 | H | A&M-Corpus Christi | 37 63 | |
| | | | | 336 | H | Houston Baptist | 78 63 | 135 | H | Lamar University | 44 70 | |
| | | | | 135 | A | Lamar University | 51 84 | 307 | A | Northwestern St. | 51 78 | |

Non-Div I Games: Wiley

51 57

Sam Houston St.

■ Loss,
 ■ Non-Conf,
 ■ S Site,
 ■ Home
 ■ Away
 N Neutral

| | | | | | | | | | |
|------------------------------|----------|-----------|----------------|-------------|---------------|----------|------|-------|-----------|
| Average RPI Win: 227 | WON-LOST | WINNING | LAST 10 | STRENGTH OF | OPP. STRENGTH | TEAM | ADJ. | CONF. | ADJ CONF. |
| Average RPI Loss: 142 | RECORD | PCT. RANK | GAMES | SCHEDULE | OF SCHEDULE | RPI | RPI | RPI | RPI |
| DIV. I ONLY | 10- 18 | 250 | 2- 7 | 170 | 169 | 237 | 237 | 17 | 17 |
| DIV. I NON-CONF. | 6- 8 | 203 | 0- 0 | 175 | 104 | 198 | 198 | 20 | 20 |
| <hr/> | | | | | | | | | |
| TOTALS | RPI 1-25 | RPI 26-50 | W-L RECORDS | RPI 51-100 | RPI 101-150 | RPI 150+ | | | |
| 10- 18 | 0- 1 | 0- 1 | OVERALL | 1- 7 | 0- 0 | 9- 9 | | | |
| 7- 6 | 0- 0 | 0- 0 | HOME | 0- 3 | 0- 0 | 7- 3 | | | |
| 3- 10 | 0- 1 | 0- 1 | AWAY | 1- 4 | 0- 0 | 2- 4 | | | |
| 0- 2 | 0- 0 | 0- 0 | NEUTRAL | 0- 0 | 0- 0 | 0- 2 | | | |
| 6- 8 | 0- 1 | 0- 1 | NON-CONFERENCE | 1- 3 | 0- 0 | 5- 3 | | | |
| 5- 1 | 0- 0 | 0- 0 | HOME | 0- 1 | 0- 0 | 5- 0 | | | |
| 1- 5 | 0- 1 | 0- 1 | AWAY | 1- 2 | 0- 0 | 0- 1 | | | |
| 0- 2 | 0- 0 | 0- 0 | NEUTRAL | 0- 0 | 0- 0 | 0- 2 | | | |
| 4- 10 | 0- 0 | 0- 0 | CONFERENCE | 0- 4 | 0- 0 | 4- 6 | | | |
| 2- 5 | 0- 0 | 0- 0 | HOME | 0- 2 | 0- 0 | 2- 3 | | | |
| 2- 5 | 0- 0 | 0- 0 | AWAY | 0- 2 | 0- 0 | 2- 3 | | | |
| 0- 0 | 0- 0 | 0- 0 | NEUTRAL | 0- 0 | 0- 0 | 0- 0 | | | |

| RPI 1-25 | | | | RPI 26-50 | | | | RPI 51-100 | | | | RPI 101+ Team's RPI: 237 | | | |
|---------------------------|---|----------|-------|-----------|---|---------------|-------|------------|---|---------------|-------|--------------------------|---|---------------|-------|
| RPI | S | Opponent | Score | RPI | S | Opponent | Score | RPI | S | Opponent | Score | RPI | S | Opponent | Score |
| 14 | A | Kentucky | 57 80 | 30 | A | Harvard | 52 57 | 53 | A | Georgia Tech | 57 62 | 155 | H | Memphis | 48 42 |
| | | | | | | | | 60 | H | Belmont | 54 73 | 175 | N | UC Riverside | 48 51 |
| | | | | | | | | 72 | A | Wake Forest | 40 51 | 182 | H | UAB | 52 49 |
| | | | | | | | | 81 | A | Georgia | 65 59 | 186 | N | Hampton | 57 63 |
| | | | | | | | | 84 | A | Chattanooga | 45 51 | 195 | A | ETSU | 56 61 |
| | | | | | | | | 84 | H | Chattanooga | 61 77 | 195 | H | ETSU | 57 69 |
| | | | | | | | | 89 | A | Mercer | 49 59 | 215 | A | UNCG | 40 64 |
| | | | | | | | | 89 | H | Mercer | 68 76 | 215 | H | UNCG | 47 55 |
| | | | | | | | | | | | | 222 | H | Alabama St. | 63 49 |
| | | | | | | | | | | | | 234 | H | UT Martin | 69 62 |
| | | | | | | | | | | | | 244 | A | Wofford | 55 48 |
| | | | | | | | | | | | | 244 | H | Wofford | 57 54 |
| | | | | | | | | | | | | 246 | A | Furman | 48 53 |
| | | | | | | | | | | | | 246 | H | Furman | 50 54 |
| | | | | | | | | | | | | 280 | A | Western Caro. | 49 42 |
| | | | | | | | | | | | | 280 | H | Western Caro. | 51 50 |
| | | | | | | | | | | | | 300 | A | Rhode Island | 63 78 |
| | | | | | | | | | | | | 349 | H | Alabama A&M | 61 37 |
| <hr/> | | | | | | | | | | | | | | | |
| LAST 12 Division I GAMES: | | | | | | | | | | | | | | | |
| | | | | 89 | H | Mercer | 68 76 | 195 | A | ETSU | 56 61 | | | | |
| | | | | 244 | A | Wofford | 55 48 | 89 | A | Mercer | 49 59 | | | | |
| | | | | 246 | A | Furman | 48 53 | 246 | H | Furman | 50 54 | | | | |
| | | | | 280 | H | Western Caro. | 51 50 | 244 | H | Wofford | 57 54 | | | | |
| | | | | 215 | H | UNCG | 47 55 | 215 | A | UNCG | 40 64 | | | | |
| | | | | 84 | A | Chattanooga | 45 51 | 280 | A | Western Caro. | 49 42 | | | | |

Non-Div I Games: AUM

72 50

Samford

 Loss,
 Non-Conf,
 S Site,
 H Home
 A Away
N Neutral

| | | | | | | | | | | |
|-------------------|----------|-----------|----------------|------------|-------------|---------------|------|------|-------|-----------|
| Average RPI Win: | 228 | WON-LOST | WINNING | LAST 10 | STRENGTH OF | OPP. STRENGTH | TEAM | ADJ. | CONF. | ADJ CONF. |
| Average RPI Loss: | 151 | RECORD | PCT. RANK | GAMES | SCHEDULE | OF SCHEDULE | RPI | RPI | RPI | RPI |
| DIV. I ONLY | 13- 15 | 192 | 4- 6 | 253 | 158 | 220 | 220 | 14 | 14 | |
| DIV. I NON-CONF. | 6- 4 | 127 | 0- 0 | 269 | 222 | 184 | 184 | 13 | 13 | |
| TOTALS | RPI 1-25 | RPI 26-50 | W-L RECORDS | RPI 51-100 | RPI 101-150 | RPI 150+ | | | | |
| 13- 15 | 0- 0 | 0- 0 | OVERALL | 0- 4 | 1- 7 | 12- 4 | | | | |
| 10- 5 | 0- 0 | 0- 0 | HOME | 0- 2 | 1- 2 | 9- 1 | | | | |
| 3- 10 | 0- 0 | 0- 0 | AWAY | 0- 0 | 0- 0 | 3- 1 | | | | |
| 0- 0 | 0- 0 | 0- 0 | NEUTRAL | 0- 0 | 0- 0 | 0- 0 | | | | |
| 6- 4 | 0- 0 | 0- 0 | NON-CONFERENCE | 0- 0 | 0- 4 | 6- 0 | | | | |
| 5- 1 | 0- 0 | 0- 0 | HOME | 0- 0 | 0- 1 | 5- 0 | | | | |
| 1- 3 | 0- 0 | 0- 0 | AWAY | 0- 0 | 0- 3 | 1- 0 | | | | |
| 0- 0 | 0- 0 | 0- 0 | NEUTRAL | 0- 0 | 0- 0 | 0- 0 | | | | |
| 7- 11 | 0- 0 | 0- 0 | CONFERENCE | 0- 4 | 1- 3 | 6- 4 | | | | |
| 5- 4 | 0- 0 | 0- 0 | HOME | 0- 2 | 1- 1 | 4- 1 | | | | |
| 2- 7 | 0- 0 | 0- 0 | AWAY | 0- 2 | 0- 2 | 2- 3 | | | | |
| 0- 0 | 0- 0 | 0- 0 | NEUTRAL | 0- 0 | 0- 0 | 0- 0 | | | | |

| RPI S | Opponent | Score | RPI S | Opponent | Score | RPI S | Opponent | Score | RPI S | Opponent | Score | Team's RPI: 220 |
|---------------------------|----------|-------------|-------|----------|-------|-------|------------------|-------|-------|---------------------|--------|-----------------|
| | | | | | | 77 | A Gonzaga | 57 62 | 102 | A Washington St. | 73 83 | |
| | | | | | | 77 | H Gonzaga | 55 57 | 117 | H North Dakota | 61 65 | |
| | | | | | | 86 | A BYU | 63 81 | 125 | A Arizona | 59 76 | |
| | | | | | | 86 | H BYU | 47 65 | 126 | A St. Mary's (CA) | 65 77 | |
| | | | | | | | | | 126 | H St. Mary's (CA) | 73 71 | |
| | | | | | | | | | 128 | A Northern Colo. | 51 54 | |
| | | | | | | | | | 140 | A San Francisco | 72 81 | |
| | | | | | | | | | 140 | H San Francisco | 67 82 | |
| | | | | | | | | | 159 | A Santa Clara | 57 56 | |
| | | | | | | | | | 159 | H Santa Clara | 60 58 | |
| | | | | | | | | | 166 | A CSUN | 76 67 | |
| | | | | | | | | | 205 | A Loyola Marymount | 55 63 | |
| | | | | | | | | | 205 | H Loyola Marymount | 61 58 | |
| | | | | | | | | | 216 | H Seattle U | 67 44 | |
| | | | | | | | | | 233 | H UC Santa Barbara | 77 63 | |
| | | | | | | | | | 251 | A Pacific | 64 84 | |
| | | | | | | | | | 251 | H Pacific | 73 71 | |
| | | | | | | | | | 268 | H San Diego St. | 91 53 | |
| | | | | | | | | | 271 | A Portland | 72 54 | |
| | | | | | | | | | 271 | H Portland | 57 40 | |
| | | | | | | | | | 287 | H Nevada | 70 54 | |
| | | | | | | | | | 303 | A Pepperdine | 40 57 | |
| | | | | | | | | | 303 | H Pepperdine | 42 55 | |
| | | | | | | | | | 346 | H Cal St. Fullerton | 103 50 | |
| LAST 12 Division I GAMES: | | | | | | | | | | | | |
| 271 | A | Portland | 72 | 54 | 126 | A | St. Mary's (CA) | 65 | 77 | | | |
| 77 | A | Gonzaga | 57 | 62 | 205 | A | Loyola Marymount | 55 | 63 | | | |
| 159 | H | Santa Clara | 60 | 58 | 271 | H | Portland | 57 | 40 | | | |
| 86 | H | BYU | 47 | 65 | 77 | H | Gonzaga | 55 | 57 | | | |
| 303 | A | Pepperdine | 40 | 57 | 140 | A | San Francisco | 72 | 81 | | | |
| 251 | H | Pacific | 73 | 71 | 205 | H | Loyola Marymount | 61 | 58 | | | |

Non-Div I Games:

San Diego

■ Loss,
 ■ Non-Conf,
 ■ S Site,
 ■ Home
 ■ A Away
 N Neutral

| | | | | | | | | | | |
|-------------------|----------|-----------|----------------|------------|-------------|---------------|------|------|-------|-----------|
| Average RPI Win: | 221 | WON-LOST | WINNING | LAST 10 | STRENGTH OF | OPP. STRENGTH | TEAM | ADJ. | CONF. | ADJ CONF. |
| Average RPI Loss: | 157 | RECORD | PCT. RANK | GAMES | SCHEDULE | OF SCHEDULE | RPI | RPI | RPI | RPI |
| DIV. I ONLY | 7- 18 | 289 | 1- 9 | 133 | 232 | 268 | 268 | 13 | 13 | |
| DIV. I NON-CONF. | 3- 6 | 230 | 0- 0 | 167 | 328 | 241 | 241 | 15 | 15 | |
| TOTALS | RPI 1-25 | RPI 26-50 | W-L RECORDS | RPI 51-100 | RPI 101-150 | RPI 150+ | | | | |
| 7- 18 | 0- 0 | 0- 3 | OVERALL | 2- 3 | 0- 2 | 5- 10 | | | | |
| 5- 6 | 0- 0 | 0- 2 | HOME | 2- 0 | 0- 0 | 3- 4 | | | | |
| 1- 11 | 0- 0 | 0- 1 | AWAY | 0- 2 | 0- 2 | 1- 6 | | | | |
| 1- 1 | 0- 0 | 0- 0 | NEUTRAL | 0- 1 | 0- 0 | 1- 0 | | | | |
| 3- 6 | 0- 0 | 0- 1 | NON-CONFERENCE | 0- 2 | 0- 0 | 3- 3 | | | | |
| 1- 2 | 0- 0 | 0- 1 | HOME | 0- 0 | 0- 0 | 1- 1 | | | | |
| 1- 3 | 0- 0 | 0- 0 | AWAY | 0- 1 | 0- 0 | 1- 2 | | | | |
| 1- 1 | 0- 0 | 0- 0 | NEUTRAL | 0- 1 | 0- 0 | 1- 0 | | | | |
| 4- 12 | 0- 0 | 0- 2 | CONFERENCE | 2- 1 | 0- 2 | 2- 7 | | | | |
| 4- 4 | 0- 0 | 0- 1 | HOME | 2- 0 | 0- 0 | 2- 3 | | | | |
| 0- 8 | 0- 0 | 0- 1 | AWAY | 0- 1 | 0- 2 | 0- 4 | | | | |
| 0- 0 | 0- 0 | 0- 0 | NEUTRAL | 0- 0 | 0- 0 | 0- 0 | | | | |

| RPI 1-25 | | | | RPI 26-50 | | | | RPI 51-100 | | | | RPI 101+ | | | | Team's RPI: 268 | |
|---------------------------|---|----------|-------|-----------|---|--------------|-------|------------|---|--------------|-------|----------|---|-------------------|-------|-----------------|--|
| RPI | S | Opponent | Score | RPI | S | Opponent | Score | RPI | S | Opponent | Score | RPI | S | Opponent | Score | | |
| | | | | 40 | H | Michigan | 57 92 | 69 | H | Boise St. | 84 77 | 105 | A | Wyoming | 67 80 | | |
| | | | | 49 | A | Colorado St. | 43 60 | 91 | A | UNLV | 62 80 | 142 | A | New Mexico | 42 85 | | |
| | | | | 49 | H | Colorado St. | 46 80 | 91 | H | UNLV | 87 68 | 174 | A | Fresno St. | 50 59 | | |
| | | | | | | | | 96 | A | UC Davis | 55 75 | 174 | H | Fresno St. | 51 59 | | |
| | | | | | | | | 98 | N | UT Arlington | 58 64 | 175 | A | UC Riverside | 44 72 | | |
| | | | | | | | | | | | | 198 | A | San Jose St. | 80 81 | | |
| | | | | | | | | | | | | 198 | H | San Jose St. | 90 99 | | |
| | | | | | | | | | | | | 200 | A | Utah St. | 47 53 | | |
| | | | | | | | | | | | | 200 | H | Utah St. | 66 59 | | |
| | | | | | | | | | | | | 205 | H | Loyola Marymount | 53 60 | | |
| | | | | | | | | | | | | 220 | A | San Diego | 53 91 | | |
| | | | | | | | | | | | | 233 | H | UC Santa Barbara | 84 70 | | |
| | | | | | | | | | | | | 287 | A | Nevada | 65 88 | | |
| | | | | | | | | | | | | 287 | H | Nevada | 83 78 | | |
| | | | | | | | | | | | | 318 | N | Central Conn. St. | 80 62 | | |
| | | | | | | | | | | | | 320 | H | Air Force | 59 62 | | |
| | | | | | | | | | | | | 346 | A | Cal St. Fullerton | 71 61 | | |
| LAST 12 Division I GAMES: | | | | | | | | | | | | | | | | | |
| | | | | 49 | H | Colorado St. | 46 80 | 174 | H | Fresno St. | 51 59 | | | | | | |
| | | | | 174 | A | Fresno St. | 50 59 | 105 | A | Wyoming | 67 80 | | | | | | |
| | | | | 91 | A | UNLV | 62 80 | 49 | A | Colorado St. | 43 60 | | | | | | |
| | | | | 200 | H | Utah St. | 66 59 | 320 | H | Air Force | 59 62 | | | | | | |
| | | | | 287 | A | Nevada | 65 88 | 91 | H | UNLV | 87 68 | | | | | | |
| | | | | 198 | H | San Jose St. | 90 99 | 200 | A | Utah St. | 47 53 | | | | | | |

Non-Div I Games: Biola 63 48 San Diego Christian80 70

San Diego St.

■ Loss,
 ■ Non-Conf,
 ■ S Site,
 ■ Home
 ■ A Away
 N Neutral

| | | | | | | | | | | |
|-------------------|----------|-----------|----------------|------------|-------------|---------------|------|------|-------|-----------|
| Average RPI Win: | 238 | WON-LOST | WINNING | LAST 10 | STRENGTH OF | OPP. STRENGTH | TEAM | ADJ. | CONF. | ADJ CONF. |
| Average RPI Loss: | 107 | RECORD | PCT. RANK | GAMES | SCHEDULE | OF SCHEDULE | RPI | RPI | RPI | RPI |
| DIV. I ONLY | 9- 18 | 260 | 4- 6 | 92 | 115 | 198 | 198 | 13 | 13 | |
| DIV. I NON-CONF. | 2- 9 | 293 | 0- 0 | 86 | 45 | 225 | 225 | 15 | 15 | |
| TOTALS | RPI 1-25 | RPI 26-50 | W-L RECORDS | RPI 51-100 | RPI 101-150 | RPI 150+ | | | | |
| 9- 18 | 0- 1 | 0- 4 | OVERALL | 1- 4 | 0- 5 | 8- 4 | | | | |
| 5- 6 | 0- 0 | 0- 1 | HOME | 0- 2 | 0- 2 | 5- 1 | | | | |
| 4- 10 | 0- 0 | 0- 2 | AWAY | 1- 2 | 0- 2 | 3- 3 | | | | |
| 0- 2 | 0- 1 | 0- 1 | NEUTRAL | 0- 0 | 0- 0 | 0- 0 | | | | |
| 2- 9 | 0- 1 | 0- 2 | NON-CONFERENCE | 0- 1 | 0- 3 | 2- 2 | | | | |
| 1- 2 | 0- 0 | 0- 0 | HOME | 0- 0 | 0- 1 | 1- 1 | | | | |
| 1- 5 | 0- 0 | 0- 1 | AWAY | 0- 1 | 0- 2 | 1- 1 | | | | |
| 0- 2 | 0- 1 | 0- 1 | NEUTRAL | 0- 0 | 0- 0 | 0- 0 | | | | |
| 7- 9 | 0- 0 | 0- 2 | CONFERENCE | 1- 3 | 0- 2 | 6- 2 | | | | |
| 4- 4 | 0- 0 | 0- 1 | HOME | 0- 2 | 0- 1 | 4- 0 | | | | |
| 3- 5 | 0- 0 | 0- 1 | AWAY | 1- 1 | 0- 1 | 2- 2 | | | | |
| 0- 0 | 0- 0 | 0- 0 | NEUTRAL | 0- 0 | 0- 0 | 0- 0 | | | | |

| RPI 1-25 | | | | RPI 26-50 | | | | RPI 51-100 | | | | RPI 101+ Team's RPI: 198 | | | |
|---------------------------|---|-----------------|-------|-----------|---|---------------|-------|------------|---|--------------|-------|--------------------------|---|-----------------|--------|
| RPI | S | Opponent | Score | RPI | S | Opponent | Score | RPI | S | Opponent | Score | RPI | S | Opponent | Score |
| 3 | N | Mississippi St. | 51 88 | 28 | A | Arizona St. | 37 82 | 63 | A | South Dakota | 69 84 | 105 | A | Wyoming | 60 89 |
| | | | | 37 | N | Oregon | 62 91 | 69 | A | Boise St. | 64 86 | 126 | H | St. Mary's (CA) | 64 85 |
| | | | | 49 | A | Colorado St. | 67 70 | 69 | H | Boise St. | 61 69 | 140 | A | San Francisco | 71 79 |
| | | | | 49 | H | Colorado St. | 56 68 | 91 | A | UNLV | 76 65 | 142 | H | New Mexico | 72 82 |
| | | | | | | | | 91 | H | UNLV | 55 63 | 150 | A | New Mexico St. | 55 66 |
| | | | | | | | | | | | | 159 | H | Santa Clara | 75 64 |
| | | | | | | | | | | | | 174 | A | Fresno St. | 74 88 |
| | | | | | | | | | | | | 174 | H | Fresno St. | 77 68 |
| | | | | | | | | | | | | 187 | A | Nebraska | 61 83 |
| | | | | | | | | | | | | 200 | A | Utah St. | 78 82 |
| | | | | | | | | | | | | 251 | H | Pacific | 96 99 |
| | | | | | | | | | | | | 258 | A | Hawaii | 77 61 |
| | | | | | | | | | | | | 268 | A | San Diego St. | 99 90 |
| | | | | | | | | | | | | 268 | H | San Diego St. | 81 80 |
| | | | | | | | | | | | | 287 | H | Nevada | 107 84 |
| | | | | | | | | | | | | 320 | A | Air Force | 83 67 |
| | | | | | | | | | | | | 320 | H | Air Force | 86 74 |
| LAST 12 Division I GAMES: | | | | | | | | | | | | | | | |
| | | | | 69 | H | Boise St. | 61 69 | 142 | H | New Mexico | 72 82 | | | | |
| | | | | 200 | A | Utah St. | 78 82 | 91 | A | UNLV | 76 65 | | | | |
| | | | | 320 | A | Air Force | 83 67 | 49 | H | Colorado St. | 56 68 | | | | |
| | | | | 174 | H | Fresno St. | 77 68 | 69 | A | Boise St. | 64 86 | | | | |
| | | | | 91 | H | UNLV | 55 63 | 105 | A | Wyoming | 60 89 | | | | |
| | | | | 268 | A | San Diego St. | 99 90 | 320 | H | Air Force | 86 74 | | | | |

Non-Div I Games: Stanislaus St. 90 85

San Jose St.

| | | | | | | | | | | |
|-------------------|----------|-----------|----------------|------------|-------------|---------------|------|------|-------|-----------|
| Average RPI Win: | 205 | WON-LOST | WINNING | LAST 10 | STRENGTH OF | OPP. STRENGTH | TEAM | ADJ. | CONF. | ADJ CONF. |
| Average RPI Loss: | 119 | RECORD | PCT. RANK | GAMES | SCHEDULE | OF SCHEDULE | RPI | RPI | RPI | RPI |
| DIV. I ONLY | 13- 15 | 192 | 5- 5 | 99 | 154 | 159 | 159 | 14 | 14 | |
| DIV. I NON-CONF. | 4- 6 | 209 | 0- 1 | 18 | 139 | 97 | 97 | 13 | 13 | |
| TOTALS | RPI 1-25 | RPI 26-50 | W-L RECORDS | RPI 51-100 | RPI 101-150 | RPI 150+ | | | | |
| 13- 15 | 0- 0 | 1- 1 | OVERALL | 1- 7 | 2- 3 | 9- 4 | | | | |
| 7- 4 | 0- 0 | 0- 0 | HOME | 1- 2 | 1- 1 | 5- 1 | | | | |
| 4- 8 | 0- 0 | 0- 0 | AWAY | 0- 0 | 0- 0 | 4- 0 | | | | |
| 2- 3 | 0- 0 | 1- 1 | NEUTRAL | 0- 2 | 1- 0 | 0- 0 | | | | |
| 4- 6 | 0- 0 | 1- 1 | NON-CONFERENCE | 0- 4 | 1- 0 | 2- 1 | | | | |
| 1- 1 | 0- 0 | 0- 0 | HOME | 0- 1 | 0- 0 | 1- 0 | | | | |
| 1- 2 | 0- 0 | 0- 0 | AWAY | 0- 1 | 0- 0 | 1- 1 | | | | |
| 2- 3 | 0- 0 | 1- 1 | NEUTRAL | 0- 2 | 1- 0 | 0- 0 | | | | |
| 9- 9 | 0- 0 | 0- 0 | CONFERENCE | 1- 3 | 1- 3 | 7- 3 | | | | |
| 6- 3 | 0- 0 | 0- 0 | HOME | 1- 1 | 1- 1 | 4- 1 | | | | |
| 3- 6 | 0- 0 | 0- 0 | AWAY | 0- 2 | 0- 2 | 3- 2 | | | | |
| 0- 0 | 0- 0 | 0- 0 | NEUTRAL | 0- 0 | 0- 0 | 0- 0 | | | | |

| RPI 1-25 | | | | RPI 26-50 | | | | RPI 51-100 | | | | RPI 101+ Team's RPI: 159 | | | |
|---------------------------|---|----------|-------|-----------|---|-----------------|-------|------------|---|------------------|-------|--------------------------|---|------------------|-------|
| RPI | S | Opponent | Score | RPI | S | Opponent | Score | RPI | S | Opponent | Score | RPI | S | Opponent | Score |
| | | | | 35 | N | South Fla. | 54 63 | 58 | A | California | 58 73 | 126 | A | St. Mary's (CA) | 53 55 |
| | | | | 36 | N | Marquette | 65 62 | 65 | N | Oklahoma St. | 53 67 | 126 | H | St. Mary's (CA) | 58 73 |
| | | | | | | | | 71 | H | Northwestern | 75 87 | 140 | A | San Francisco | 68 77 |
| | | | | | | | | 77 | A | Gonzaga | 39 51 | 140 | H | San Francisco | 74 61 |
| | | | | | | | | 77 | H | Gonzaga | 49 50 | 150 | N | New Mexico St. | 60 46 |
| | | | | | | | | 86 | A | BYU | 66 72 | 161 | H | Idaho St. | 82 78 |
| | | | | | | | | 86 | H | BYU | 64 63 | 198 | A | San Jose St. | 64 75 |
| | | | | | | | | 88 | N | Montana St. | 50 77 | 205 | A | Loyola Marymount | 50 61 |
| | | | | | | | | | | | | 205 | H | Loyola Marymount | 71 64 |
| | | | | | | | | | | | | 220 | A | San Diego | 58 60 |
| | | | | | | | | | | | | 220 | H | San Diego | 56 57 |
| | | | | | | | | | | | | 233 | A | UC Santa Barbara | 69 58 |
| | | | | | | | | | | | | 251 | A | Pacific | 61 51 |
| | | | | | | | | | | | | 251 | H | Pacific | 68 51 |
| | | | | | | | | | | | | 271 | A | Portland | 56 44 |
| | | | | | | | | | | | | 271 | H | Portland | 68 56 |
| | | | | | | | | | | | | 303 | A | Pepperdine | 69 48 |
| | | | | | | | | | | | | 303 | H | Pepperdine | 61 40 |
| LAST 12 Division I GAMES: | | | | | | | | | | | | | | | |
| | | | | 35 | N | South Fla. | 54 63 | 140 | H | San Francisco | 74 61 | | | | |
| | | | | 126 | H | St. Mary's (CA) | 58 73 | 77 | H | Gonzaga | 49 50 | | | | |
| | | | | 251 | A | Pacific | 61 51 | 271 | H | Portland | 68 56 | | | | |
| | | | | 220 | A | San Diego | 58 60 | 126 | A | St. Mary's (CA) | 53 55 | | | | |
| | | | | 303 | A | Pepperdine | 69 48 | 86 | A | BYU | 66 72 | | | | |
| | | | | 251 | H | Pacific | 68 51 | 205 | A | Loyola Marymount | 50 61 | | | | |

Non-Div I Games: UC Santa Cruz 85 39

Santa Clara

■ Loss,
 ■ Non-Conf,
 ■ S Site,
 ■ Home
 ■ A Away
 N Neutral

| | | | | | | | | | | |
|-------------------|----------|-----------|----------------|------------|-------------|---------------|------|------|-------|-----------|
| Average RPI Win: | 287 | WON-LOST | WINNING | LAST 10 | STRENGTH OF | OPP. STRENGTH | TEAM | ADJ. | CONF. | ADJ CONF. |
| Average RPI Loss: | 178 | RECORD | PCT. RANK | GAMES | SCHEDULE | OF SCHEDULE | RPI | RPI | RPI | RPI |
| DIV. I ONLY | 8- 17 | 271 | 5- 4 | 242 | 309 | 290 | 290 | 32 | 32 | |
| DIV. I NON-CONF. | 1- 10 | 325 | 0- 0 | 66 | 65 | 279 | 279 | 31 | 31 | |
| TOTALS | RPI 1-25 | RPI 26-50 | W-L RECORDS | RPI 51-100 | RPI 101-150 | RPI 150+ | | | | |
| 8- 17 | 0- 2 | 0- 1 | OVERALL | 0- 2 | 0- 1 | 8- 11 | | | | |
| 6- 6 | 0- 1 | 0- 0 | HOME | 0- 1 | 0- 0 | 6- 4 | | | | |
| 2- 11 | 0- 1 | 0- 1 | AWAY | 0- 1 | 0- 1 | 2- 7 | | | | |
| 0- 0 | 0- 0 | 0- 0 | NEUTRAL | 0- 0 | 0- 0 | 0- 0 | | | | |
| 1- 10 | 0- 2 | 0- 1 | NON-CONFERENCE | 0- 2 | 0- 1 | 1- 4 | | | | |
| 1- 4 | 0- 1 | 0- 0 | HOME | 0- 1 | 0- 0 | 1- 2 | | | | |
| 0- 6 | 0- 1 | 0- 1 | AWAY | 0- 1 | 0- 1 | 0- 2 | | | | |
| 0- 0 | 0- 0 | 0- 0 | NEUTRAL | 0- 0 | 0- 0 | 0- 0 | | | | |
| 7- 7 | 0- 0 | 0- 0 | CONFERENCE | 0- 0 | 0- 0 | 7- 7 | | | | |
| 5- 2 | 0- 0 | 0- 0 | HOME | 0- 0 | 0- 0 | 5- 2 | | | | |
| 2- 5 | 0- 0 | 0- 0 | AWAY | 0- 0 | 0- 0 | 2- 5 | | | | |
| 0- 0 | 0- 0 | 0- 0 | NEUTRAL | 0- 0 | 0- 0 | 0- 0 | | | | |

| RPI 1-25 | | | RPI 26-50 | | | RPI 51-100 | | | RPI 101+ Team's RPI: 290 | | |
|---------------------------|---|----------------|-----------|-----|---|--------------------|-------|-----|--------------------------|--------------------|-------|
| RPI | S | Opponent | Score | RPI | S | Opponent | Score | RPI | S | Opponent | Score |
| 4 | H | South Carolina | 30 70 | 42 | A | Auburn | 46 75 | 54 | A | Iowa St. | 51 74 |
| 7 | A | Washington | 36 87 | | | | | 95 | H | Jacksonville | 40 55 |
| | | | | | | | | 106 | A | FGCU | 40 89 |
| | | | | | | | | 185 | H | Bethune-Cookman | 31 38 |
| | | | | | | | | 186 | A | Hampton | 46 75 |
| | | | | | | | | 186 | H | Hampton | 55 51 |
| | | | | | | | | 208 | A | Seton Hall | 60 74 |
| | | | | | | | | 219 | H | Ga. Southern | 45 50 |
| | | | | | | | | 222 | H | Alabama St. | 54 39 |
| | | | | | | | | 231 | A | Howard | 49 55 |
| | | | | | | | | 249 | A | UMES | 59 58 |
| | | | | | | | | 250 | H | Jacksonville St. | 57 64 |
| | | | | | | | | 272 | H | Coppin St. | 47 59 |
| | | | | | | | | 274 | A | Kennesaw St. | 60 72 |
| | | | | | | | | 277 | A | Norfolk St. | 55 61 |
| | | | | | | | | 277 | H | Norfolk St. | 59 53 |
| | | | | | | | | 281 | A | N.C. A&T | 54 89 |
| | | | | | | | | 330 | H | Florida A&M | 56 52 |
| | | | | | | | | 333 | A | Morgan St. | 43 50 |
| | | | | | | | | 333 | H | Morgan St. | 66 62 |
| | | | | | | | | 347 | A | South Carolina St. | 60 49 |
| | | | | | | | | 348 | H | Delaware St. | 64 57 |
| LAST 12 Division I GAMES: | | | | | | | | | | | |
| 281 | A | N.C. A&T | 54 89 | 231 | A | Howard | 49 55 | | | | |
| 272 | H | Coppin St. | 47 59 | 348 | H | Delaware St. | 64 57 | | | | |
| 333 | A | Morgan St. | 43 50 | 333 | H | Morgan St. | 66 62 | | | | |
| 277 | H | Norfolk St. | 59 53 | 347 | A | South Carolina St. | 60 49 | | | | |
| 186 | H | Hampton | 55 51 | 330 | H | Florida A&M | 56 52 | | | | |
| 249 | A | UMES | 59 58 | 186 | A | Hampton | 46 75 | | | | |

Non-Div I Games: Columbia (SC) 68 52 Allen 91 48

Savannah St.

Loss, Non-Conf, S Site, H Home A Away N Neutral

| | | | | | | | | | | |
|-------------------|----------|-----------|----------------|------------|-------------|---------------|------|------|-------|-----------|
| Average RPI Win: | 291 | WON-LOST | WINNING | LAST 10 | STRENGTH OF | OPP. STRENGTH | TEAM | ADJ. | CONF. | ADJ CONF. |
| Average RPI Loss: | 146 | RECORD | PCT. RANK | GAMES | SCHEDULE | OF SCHEDULE | RPI | RPI | RPI | RPI |
| DIV. I ONLY | 12- 16 | 216 | 6- 4 | 192 | 303 | 216 | 216 | 29 | 29 | |
| DIV. I NON-CONF. | 3- 12 | 288 | 0- 0 | 127 | 249 | 272 | 272 | 29 | 29 | |
| TOTALS | RPI 1-25 | RPI 26-50 | W-L RECORDS | RPI 51-100 | RPI 101-150 | RPI 150+ | | | | |
| 12- 16 | 0- 1 | 0- 1 | OVERALL | 0- 3 | 0- 4 | 12- 7 | | | | |
| 6- 7 | 0- 1 | 0- 0 | HOME | 0- 0 | 0- 2 | 6- 4 | | | | |
| 6- 9 | 0- 0 | 0- 1 | AWAY | 0- 3 | 0- 2 | 6- 3 | | | | |
| 0- 0 | 0- 0 | 0- 0 | NEUTRAL | 0- 0 | 0- 0 | 0- 0 | | | | |
| 3- 12 | 0- 1 | 0- 1 | NON-CONFERENCE | 0- 3 | 0- 2 | 3- 5 | | | | |
| 2- 5 | 0- 1 | 0- 0 | HOME | 0- 0 | 0- 1 | 2- 3 | | | | |
| 1- 7 | 0- 0 | 0- 1 | AWAY | 0- 3 | 0- 1 | 1- 2 | | | | |
| 0- 0 | 0- 0 | 0- 0 | NEUTRAL | 0- 0 | 0- 0 | 0- 0 | | | | |
| 9- 4 | 0- 0 | 0- 0 | CONFERENCE | 0- 0 | 0- 2 | 9- 2 | | | | |
| 4- 2 | 0- 0 | 0- 0 | HOME | 0- 0 | 0- 1 | 4- 1 | | | | |
| 5- 2 | 0- 0 | 0- 0 | AWAY | 0- 0 | 0- 1 | 5- 1 | | | | |
| 0- 0 | 0- 0 | 0- 0 | NEUTRAL | 0- 0 | 0- 0 | 0- 0 | | | | |

| RPI 1-25 | | | | RPI 26-50 | | | | RPI 51-100 | | | | RPI 101+ Team's RPI: 216 | | | |
|---------------------------|---|-----------------|-------|-----------|---|----------------|-------|------------|---|-------------|-------|--------------------------|---|------------------|-------|
| RPI | S | Opponent | Score | RPI | S | Opponent | Score | RPI | S | Opponent | Score | RPI | S | Opponent | Score |
| 7 | H | Washington | 64 94 | 49 | A | Colorado St. | 62 66 | 69 | A | Boise St. | 68 73 | 127 | H | Idaho | 64 68 |
| | | | | | | | | 88 | A | Montana St. | 56 75 | 140 | A | San Francisco | 59 73 |
| | | | | | | | | 93 | A | SMU | 43 77 | 150 | A | New Mexico St. | 69 73 |
| | | | | | | | | | | | | 150 | H | New Mexico St. | 61 64 |
| | | | | | | | | | | | | 166 | H | CSUN | 64 68 |
| | | | | | | | | | | | | 175 | A | UC Riverside | 54 58 |
| | | | | | | | | | | | | 205 | H | Loyola Marymount | 59 62 |
| | | | | | | | | | | | | 220 | A | San Diego | 44 67 |
| | | | | | | | | | | | | 221 | A | UTRGV | 67 54 |
| | | | | | | | | | | | | 221 | H | UTRGV | 57 58 |
| | | | | | | | | | | | | 226 | A | Grand Canyon | 77 82 |
| | | | | | | | | | | | | 226 | H | Grand Canyon | 86 60 |
| | | | | | | | | | | | | 233 | H | UC Santa Barbara | 58 53 |
| | | | | | | | | | | | | 247 | H | Portland St. | 71 79 |
| | | | | | | | | | | | | 265 | A | CSU Bakersfield | 63 52 |
| | | | | | | | | | | | | 265 | H | CSU Bakersfield | 54 47 |
| | | | | | | | | | | | | 310 | A | Denver | 75 72 |
| | | | | | | | | | | | | 315 | A | UMKC | 75 65 |
| | | | | | | | | | | | | 315 | H | UMKC | 74 52 |
| | | | | | | | | | | | | 328 | H | Montana | 60 44 |
| | | | | | | | | | | | | 329 | A | Utah Valley | 69 51 |
| | | | | | | | | | | | | 340 | A | Chicago St. | 64 51 |
| | | | | | | | | | | | | 340 | H | Chicago St. | 82 53 |
| LAST 12 Division I GAMES: | | | | | | | | | | | | | | | |
| 150 | H | New Mexico St. | 61 64 | 329 | A | Utah Valley | 69 51 | | | | | | | | |
| 221 | H | UTRGV | 57 58 | 221 | A | UTRGV | 67 54 | | | | | | | | |
| 265 | A | CSU Bakersfield | 63 52 | 150 | A | New Mexico St. | 69 73 | | | | | | | | |
| 226 | A | Grand Canyon | 77 82 | 226 | H | Grand Canyon | 86 60 | | | | | | | | |
| 315 | H | UMKC | 74 52 | 340 | A | Chicago St. | 64 51 | | | | | | | | |
| 340 | H | Chicago St. | 82 53 | 315 | A | UMKC | 75 65 | | | | | | | | |

Non-Div I Games:

Seattle U

■ Loss,
■ Non-Conf,
■ S Site,
■ H Home
■ A Away
N Neutral

| | | | | | | | | | | |
|-------------------|----------|-----------|----------------|------------|-------------|---------------|------|------|-------|-----------|
| Average RPI Win: | 200 | WON-LOST | WINNING | LAST 10 | STRENGTH OF | OPP. STRENGTH | TEAM | ADJ. | CONF. | ADJ CONF. |
| Average RPI Loss: | 89 | RECORD | PCT. RANK | GAMES | SCHEDULE | OF SCHEDULE | RPI | RPI | RPI | RPI |
| DIV. I ONLY | 11- 17 | 237 | 3- 7 | 124 | 74 | 208 | 208 | 7 | 7 | |
| DIV. I NON-CONF. | 7- 4 | 114 | 0- 0 | 251 | 131 | 163 | 163 | 7 | 7 | |
| TOTALS | RPI 1-25 | RPI 26-50 | W-L RECORDS | RPI 51-100 | RPI 101-150 | RPI 150+ | | | | |
| 11- 17 | 0- 4 | 0- 2 | OVERALL | 2- 6 | 1- 1 | 8- 4 | | | | |
| 10- 6 | 0- 2 | 0- 1 | HOME | 2- 3 | 1- 0 | 7- 0 | | | | |
| 1- 11 | 0- 2 | 0- 1 | AWAY | 0- 3 | 0- 1 | 1- 4 | | | | |
| 0- 0 | 0- 0 | 0- 0 | NEUTRAL | 0- 0 | 0- 0 | 0- 0 | | | | |
| 7- 4 | 0- 0 | 0- 0 | NON-CONFERENCE | 1- 2 | 1- 1 | 5- 1 | | | | |
| 6- 1 | 0- 0 | 0- 0 | HOME | 1- 1 | 1- 0 | 4- 0 | | | | |
| 1- 3 | 0- 0 | 0- 0 | AWAY | 0- 1 | 0- 1 | 1- 1 | | | | |
| 0- 0 | 0- 0 | 0- 0 | NEUTRAL | 0- 0 | 0- 0 | 0- 0 | | | | |
| 4- 13 | 0- 4 | 0- 2 | CONFERENCE | 1- 4 | 0- 0 | 3- 3 | | | | |
| 4- 5 | 0- 2 | 0- 1 | HOME | 1- 2 | 0- 0 | 3- 0 | | | | |
| 0- 8 | 0- 2 | 0- 1 | AWAY | 0- 2 | 0- 0 | 0- 3 | | | | |
| 0- 0 | 0- 0 | 0- 0 | NEUTRAL | 0- 0 | 0- 0 | 0- 0 | | | | |

| RPI 1-25 | | | | RPI 26-50 | | | | RPI 51-100 | | | | RPI 101+ Team's RPI: 208 | | | |
|---------------------------|---|------------|--------|-----------|---|------------|--------|------------|---|-----------------|-------|--------------------------|---|-------------------|-------|
| RPI | S | Opponent | Score | RPI | S | Opponent | Score | RPI | S | Opponent | Score | RPI | S | Opponent | Score |
| 17 | A | DePaul | 60 86 | 36 | A | Marquette | 60 103 | 56 | A | Villanova | 52 69 | 114 | H | Rider | 89 81 |
| 17 | H | DePaul | 65 96 | 36 | H | Marquette | 77 83 | 56 | H | Villanova | 52 87 | 122 | A | Princeton | 67 94 |
| 18 | A | Creighton | 44 61 | | | | | 66 | A | Georgetown | 58 77 | 163 | H | Boston College | 71 66 |
| 18 | H | Creighton | 60 70 | | | | | 66 | H | Georgetown | 60 77 | 173 | A | Providence | 57 74 |
| | | | | | | | | 68 | H | St. John's (NY) | 64 59 | 173 | H | Providence | 55 43 |
| | | | | | | | | 72 | H | Wake Forest | 70 63 | 188 | A | Xavier | 64 72 |
| | | | | | | | | 78 | A | Minnesota | 57 90 | 188 | H | Xavier | 71 62 |
| | | | | | | | | 98 | H | UT Arlington | 61 86 | 212 | A | Rutgers | 45 53 |
| | | | | | | | | | | | | 218 | A | Marist | 76 63 |
| | | | | | | | | | | | | 263 | A | Butler | 58 79 |
| | | | | | | | | | | | | 263 | H | Butler | 65 63 |
| | | | | | | | | | | | | 290 | H | Savannah St. | 74 60 |
| | | | | | | | | | | | | 318 | H | Central Conn. St. | 78 70 |
| | | | | | | | | | | | | 332 | H | LIU Brooklyn | 77 59 |
| LAST 12 Division I GAMES: | | | | | | | | | | | | | | | |
| 173 | A | Providence | 57 74 | 263 | H | Butler | 65 63 | | | | | | | | |
| 18 | A | Creighton | 44 61 | 188 | H | Xavier | 71 62 | | | | | | | | |
| 56 | H | Villanova | 52 87 | 18 | H | Creighton | 60 70 | | | | | | | | |
| 66 | H | Georgetown | 60 77 | 173 | H | Providence | 55 43 | | | | | | | | |
| 17 | A | DePaul | 60 86 | 66 | A | Georgetown | 58 77 | | | | | | | | |
| 36 | A | Marquette | 60 103 | 56 | A | Villanova | 52 69 | | | | | | | | |

Non-Div I Games:

Seton Hall

■ Loss,
 ■ Non-Conf,
 ■ S Site,
 ■ H Home
 ■ A Away
 N Neutral

| | | | | | | | | | |
|------------------------------|---------------|------------|----------------|-------------|---------------|------------|------------|-----------|-----------|
| Average RPI Win: 244 | WON-LOST | WINNING | LAST 10 | STRENGTH OF | OPP. STRENGTH | TEAM | ADJ. | CONF. | ADJ CONF. |
| Average RPI Loss: 125 | RECORD | PCT. RANK | GAMES | SCHEDULE | OF SCHEDULE | RPI | RPI | RPI | RPI |
| DIV. I ONLY | 13- 15 | 192 | 7- 3 | 143 | 220 | 176 | 176 | 18 | 18 |
| DIV. I NON-CONF. | 1- 8 | 314 | 0- 0 | 32 | 203 | 250 | 250 | 17 | 17 |
| TOTALS | RPI 1-25 | RPI 26-50 | W-L RECORDS | RPI 51-100 | RPI 101-150 | RPI 150+ | | | |
| 13- 15 | 0- 0 | 0- 4 | OVERALL | 0- 1 | 0- 5 | 13- 5 | | | |
| 7- 6 | 0- 0 | 0- 2 | HOME | 0- 1 | 0- 1 | 7- 2 | | | |
| 6- 9 | 0- 0 | 0- 2 | AWAY | 0- 0 | 0- 4 | 6- 3 | | | |
| 0- 0 | 0- 0 | 0- 0 | NEUTRAL | 0- 0 | 0- 0 | 0- 0 | | | |
| 1- 8 | 0- 0 | 0- 2 | NON-CONFERENCE | 0- 1 | 0- 3 | 1- 2 | | | |
| 1- 3 | 0- 0 | 0- 1 | HOME | 0- 1 | 0- 0 | 1- 1 | | | |
| 0- 5 | 0- 0 | 0- 1 | AWAY | 0- 0 | 0- 3 | 0- 1 | | | |
| 0- 0 | 0- 0 | 0- 0 | NEUTRAL | 0- 0 | 0- 0 | 0- 0 | | | |
| 12- 7 | 0- 0 | 0- 2 | CONFERENCE | 0- 0 | 0- 2 | 12- 3 | | | |
| 6- 3 | 0- 0 | 0- 1 | HOME | 0- 0 | 0- 1 | 6- 1 | | | |
| 6- 4 | 0- 0 | 0- 1 | AWAY | 0- 0 | 0- 1 | 6- 2 | | | |
| 0- 0 | 0- 0 | 0- 0 | NEUTRAL | 0- 0 | 0- 0 | 0- 0 | | | |

| RPI S | Opponent | Score | RPI S | Opponent | Score | RPI S | Opponent | Score | RPI S | Opponent | Score | Team's RPI: 176 |
|---------------------------|----------|-------|-------|-----------------|---------------|-------|-----------------|--------------|-------|-----------------|--------------|-----------------|
| | | | 30 | H Harvard | 58 65 | 76 | H New Hampshire | 67 77 | 106 | A FGCU | 42 66 | |
| | | | 31 | A Syracuse | 65 102 | | | | 114 | A Rider | 70 72 | |
| | | | 43 | A Quinnipiac | 47 73 | | | | 114 | H Rider | 61 62 | |
| | | | 43 | H Quinnipiac | 60 76 | | | | 133 | A Albany (NY) | 86 88 | |
| | | | | | | | | | 146 | A Northeastern | 50 61 | |
| | | | | | | | | | 151 | A Iona | 58 46 | |
| | | | | | | | | | 177 | H Hartford | 76 80 | |
| | | | | | | | | | 181 | A Fairfield | 57 61 | |
| | | | | | | | | | 181 | H Fairfield | 67 52 | |
| | | | | | | | | | 193 | A Sacred Heart | 58 62 | |
| | | | | | | | | | 217 | A Monmouth | 91 86 | |
| | | | | | | | | | 217 | H Monmouth | 85 76 | |
| | | | | | | | | | 218 | A Marist | 69 68 | |
| | | | | | | | | | 218 | H Marist | 59 70 | |
| | | | | | | | | | 240 | A Niagara | 70 68 | |
| | | | | | | | | | 240 | H Niagara | 71 53 | |
| | | | | | | | | | 258 | A Canisius | 77 67 | |
| | | | | | | | | | 258 | H Canisius | 67 42 | |
| | | | | | | | | | 269 | A Manhattan | 66 68 | |
| | | | | | | | | | 269 | H Manhattan | 67 62 | |
| | | | | | | | | | 270 | H Colgate | 71 63 | |
| | | | | | | | | | 325 | A Saint Peter's | 76 60 | |
| | | | | | | | | | 325 | H Saint Peter's | 80 55 | |
| LAST 12 Division I GAMES: | | | | | | | | | | | | |
| | | | 325 | A Saint Peter's | 76 60 | 218 | H Marist | 59 70 | | | | |
| | | | 258 | A Canisius | 77 67 | 217 | A Monmouth | 91 86 | | | | |
| | | | 240 | A Niagara | 70 68 | 258 | H Canisius | 67 42 | | | | |
| | | | 43 | H Quinnipiac | 60 76 | 218 | A Marist | 69 68 | | | | |
| | | | 269 | H Manhattan | 67 62 | 325 | H Saint Peter's | 80 55 | | | | |
| | | | 114 | A Rider | 70 72 | 217 | H Monmouth | 85 76 | | | | |

Non-Div I Games:

Siena

■ Loss,
 ■ Non-Conf,
 ■ S Site,
 ■ H Home
 ■ A Away
 N Neutral

| | | | | | | | | | | |
|-------------------|----------|-----------|----------------|------------|-------------|---------------|------|------|-------|-----------|
| Average RPI Win: | 250 | WON-LOST | WINNING | LAST 10 | STRENGTH OF | OPP. STRENGTH | TEAM | ADJ. | CONF. | ADJ CONF. |
| Average RPI Loss: | 146 | RECORD | PCT. RANK | GAMES | SCHEDULE | OF SCHEDULE | RPI | RPI | RPI | RPI |
| DIV. I ONLY | 7- 18 | 289 | 2- 8 | 130 | 238 | 242 | 242 | 21 | 21 | |
| DIV. I NON-CONF. | 3- 6 | 230 | 0- 0 | 88 | 208 | 190 | 190 | 19 | 19 | |
| TOTALS | RPI 1-25 | RPI 26-50 | W-L RECORDS | RPI 51-100 | RPI 101-150 | RPI 150+ | | | | |
| 7- 18 | 0- 0 | 0- 1 | OVERALL | 0- 5 | 0- 4 | 7- 8 | | | | |
| 2- 8 | 0- 0 | 0- 1 | HOME | 0- 1 | 0- 2 | 2- 4 | | | | |
| 4- 9 | 0- 0 | 0- 0 | AWAY | 0- 3 | 0- 2 | 4- 4 | | | | |
| 1- 1 | 0- 0 | 0- 0 | NEUTRAL | 0- 1 | 0- 0 | 1- 0 | | | | |
| 3- 6 | 0- 0 | 0- 1 | NON-CONFERENCE | 0- 2 | 0- 2 | 3- 1 | | | | |
| 1- 2 | 0- 0 | 0- 1 | HOME | 0- 0 | 0- 1 | 1- 0 | | | | |
| 1- 3 | 0- 0 | 0- 0 | AWAY | 0- 1 | 0- 1 | 1- 1 | | | | |
| 1- 1 | 0- 0 | 0- 0 | NEUTRAL | 0- 1 | 0- 0 | 1- 0 | | | | |
| 4- 12 | 0- 0 | 0- 0 | CONFERENCE | 0- 3 | 0- 2 | 4- 7 | | | | |
| 1- 6 | 0- 0 | 0- 0 | HOME | 0- 1 | 0- 1 | 1- 4 | | | | |
| 3- 6 | 0- 0 | 0- 0 | AWAY | 0- 2 | 0- 1 | 3- 3 | | | | |
| 0- 0 | 0- 0 | 0- 0 | NEUTRAL | 0- 0 | 0- 0 | 0- 0 | | | | |

| RPI S | Opponent | Score | RPI S | Opponent | Score | RPI S | Opponent | Score | RPI S | Opponent | Score | Team's RPI: 242 |
|---------------------------|----------------------|-------|-------|----------------|-------|-------|-------------------|-------|-------|----------|-------|-----------------|
| 38 | H North Carolina St. | 31 74 | 52 | A Little Rock | 54 71 | 104 | A UCF | 58 70 | | | | |
| | | | 80 | N Florida | 33 85 | 115 | A Troy | 71 75 | | | | |
| | | | 95 | A Jacksonville | 55 62 | 115 | H Troy | 57 73 | | | | |
| | | | 98 | A UT Arlington | 41 53 | 124 | H Southern Miss. | 48 57 | | | | |
| | | | 98 | H UT Arlington | 49 73 | 152 | A Texas St. | 39 55 | | | | |
| | | | | | | 152 | H Texas St. | 44 57 | | | | |
| | | | | | | 160 | A Louisiana | 38 62 | | | | |
| | | | | | | 182 | A UAB | 41 66 | | | | |
| | | | | | | 213 | H Appalachian St. | 54 41 | | | | |
| | | | | | | 214 | A New Orleans | 65 62 | | | | |
| | | | | | | 219 | A Ga. Southern | 55 46 | | | | |
| | | | | | | 219 | H Ga. Southern | 45 53 | | | | |
| | | | | | | 224 | H Southern U. | 55 48 | | | | |
| | | | | | | 257 | A Georgia St. | 77 47 | | | | |
| | | | | | | 257 | H Georgia St. | 45 55 | | | | |
| | | | | | | 260 | H Coastal Caro. | 45 61 | | | | |
| | | | | | | 291 | N North Florida | 62 55 | | | | |
| | | | | | | 322 | A Arkansas St. | 53 56 | | | | |
| | | | | | | 334 | A La.-Monroe | 74 44 | | | | |
| LAST 12 Division I GAMES: | | | | | | | | | | | | |
| 98 | A UT Arlington | 41 53 | 115 | A Troy | 71 75 | | | | | | | |
| 152 | A Texas St. | 39 55 | 219 | H Ga. Southern | 45 53 | | | | | | | |
| 213 | H Appalachian St. | 54 41 | 257 | H Georgia St. | 45 55 | | | | | | | |
| 260 | H Coastal Caro. | 45 61 | 52 | A Little Rock | 54 71 | | | | | | | |
| 334 | A La.-Monroe | 74 44 | 322 | A Arkansas St. | 53 56 | | | | | | | |
| 160 | A Louisiana | 38 62 | 152 | H Texas St. | 44 57 | | | | | | | |

Non-Div I Games: Spring Hill 38 33 William Carey 62 39

South Ala.

Loss, Non-Conf, S Site, H Home A Away N Neutral

| Through Games of Feb. 15, 1917 | | | | | | | | | | |
|--------------------------------|----------|-----------|----------------|------------|-------------|---------------|------|------|-------|-----------|
| Average RPI Win: | 91 | WON-LOST | WINNING | LAST 10 | STRENGTH OF | OPP. STRENGTH | TEAM | ADJ. | CONF. | ADJ CONF. |
| Average RPI Loss: | 14 | RECORD | PCT. RANK | GAMES | SCHEDULE | OF SCHEDULE | RPI | RPI | RPI | RPI |
| DIV. I ONLY | 23- 4 | 10 | 7- 3 | 8 | 1 | 4 | 4 | 2 | 2 | |
| DIV. I NON-CONF. | 10- 2 | 32 | 0- 1 | 14 | 2 | 3 | 3 | 2 | 2 | |
| TOTALS | RPI 1-25 | RPI 26-50 | W-L RECORDS | RPI 51-100 | RPI 101-150 | RPI 150+ | | | | |
| 23- 4 | 7- 4 | 3- 0 | OVERALL | 5- 0 | 4- 0 | 4- 0 | | | | |
| 12- 1 | 2- 1 | 1- 0 | HOME | 3- 0 | 4- 0 | 2- 0 | | | | |
| 10- 3 | 4- 3 | 2- 0 | AWAY | 2- 0 | 0- 0 | 2- 0 | | | | |
| 1- 0 | 1- 0 | 0- 0 | NEUTRAL | 0- 0 | 0- 0 | 0- 0 | | | | |
| 10- 2 | 4- 2 | 0- 0 | NON-CONFERENCE | 1- 0 | 2- 0 | 3- 0 | | | | |
| 6- 0 | 1- 0 | 0- 0 | HOME | 1- 0 | 2- 0 | 2- 0 | | | | |
| 3- 2 | 2- 2 | 0- 0 | AWAY | 0- 0 | 0- 0 | 1- 0 | | | | |
| 1- 0 | 1- 0 | 0- 0 | NEUTRAL | 0- 0 | 0- 0 | 0- 0 | | | | |
| 13- 2 | 3- 2 | 3- 0 | CONFERENCE | 4- 0 | 2- 0 | 1- 0 | | | | |
| 6- 1 | 1- 1 | 1- 0 | HOME | 2- 0 | 2- 0 | 0- 0 | | | | |
| 7- 1 | 2- 1 | 2- 0 | AWAY | 2- 0 | 0- 0 | 1- 0 | | | | |
| 0- 0 | 0- 0 | 0- 0 | NEUTRAL | 0- 0 | 0- 0 | 0- 0 | | | | |

| RPI | S | Opponent | Score | RPI | S | Opponent | Score | RPI | S | Opponent | Score | RPI | S | Opponent | Score |
|---------------------------|---|-----------------|-------|-----|---|-----------------|-------|-----|---|------------|-------|-----|---|---------------|-------|
| 1 | A | UConn | 55 66 | 33 | A | LSU | 84 61 | 78 | H | Minnesota | 98 58 | 118 | H | Clemson | 83 61 |
| 3 | H | Mississippi St. | 64 61 | 42 | A | Auburn | 73 47 | 80 | A | Florida | 81 62 | 123 | H | Ole Miss | 65 46 |
| 8 | A | Duke | 63 74 | 42 | H | Auburn | 60 41 | 81 | A | Georgia | 62 44 | 130 | H | Alabama | 93 45 |
| 11 | H | UCLA | 66 57 | | | | | 81 | H | Georgia | 66 63 | 137 | H | Maine | 79 42 |
| 12 | N | Louisville | 83 59 | | | | | 90 | H | Vanderbilt | 82 51 | 153 | A | Arkansas | 79 49 |
| 13 | A | Texas | 76 67 | | | | | | | | | 186 | H | Hampton | 92 38 |
| 14 | A | Kentucky | 75 63 | | | | | | | | | 290 | A | Savannah St. | 70 30 |
| 22 | A | Missouri | 60 62 | | | | | | | | | 325 | H | Saint Peter's | 93 38 |
| 23 | H | Tennessee | 74 76 | | | | | | | | | | | | |
| 24 | A | Texas A&M | 80 64 | | | | | | | | | | | | |
| 25 | A | Ohio St. | 92 80 | | | | | | | | | | | | |
| LAST 12 Division I GAMES: | | | | | | | | | | | | | | | |
| 24 | A | Texas A&M | 80 64 | 14 | A | Kentucky | 75 63 | | | | | | | | |
| 22 | A | Missouri | 60 62 | 23 | H | Tennessee | 74 76 | | | | | | | | |
| 90 | H | Vanderbilt | 82 51 | 81 | A | Georgia | 62 44 | | | | | | | | |
| 1 | A | UConn | 55 66 | 3 | H | Mississippi St. | 64 61 | | | | | | | | |
| 42 | H | Auburn | 60 41 | 123 | H | Ole Miss | 65 46 | | | | | | | | |
| 153 | A | Arkansas | 79 49 | 33 | A | LSU | 84 61 | | | | | | | | |

Non-Div I Games:

South Carolina

■ Loss,
 ■ Non-Conf, S Site,
 ■ Home
 ■ Away
 N Neutral

| | | | | | | | | | | |
|-------------------|----------|-----------|----------------|------------|-------------|---------------|------|------|-------|-----------|
| Average RPI Win: | 307 | WON-LOST | WINNING | LAST 10 | STRENGTH OF | OPP. STRENGTH | TEAM | ADJ. | CONF. | ADJ CONF. |
| Average RPI Loss: | 243 | RECORD | PCT. RANK | GAMES | SCHEDULE | OF SCHEDULE | RPI | RPI | RPI | RPI |
| DIV. I ONLY | 3- 21 | 332 | 1- 9 | 348 | 332 | 347 | 347 | 32 | 32 | |
| DIV. I NON-CONF. | 1- 8 | 314 | 0- 0 | 335 | 217 | 345 | 345 | 31 | 31 | |
| TOTALS | RPI 1-25 | RPI 26-50 | W-L RECORDS | RPI 51-100 | RPI 101-150 | RPI 150+ | | | | |
| 3- 21 | 0- 0 | 0- 0 | OVERALL | 0- 1 | 0- 2 | 3- 18 | | | | |
| 1- 8 | 0- 0 | 0- 0 | HOME | 0- 0 | 0- 0 | 1- 8 | | | | |
| 2- 12 | 0- 0 | 0- 0 | AWAY | 0- 1 | 0- 2 | 2- 9 | | | | |
| 0- 1 | 0- 0 | 0- 0 | NEUTRAL | 0- 0 | 0- 0 | 0- 1 | | | | |
| 1- 8 | 0- 0 | 0- 0 | NON-CONFERENCE | 0- 1 | 0- 2 | 1- 5 | | | | |
| 0- 1 | 0- 0 | 0- 0 | HOME | 0- 0 | 0- 0 | 0- 1 | | | | |
| 1- 6 | 0- 0 | 0- 0 | AWAY | 0- 1 | 0- 2 | 1- 3 | | | | |
| 0- 1 | 0- 0 | 0- 0 | NEUTRAL | 0- 0 | 0- 0 | 0- 1 | | | | |
| 2- 13 | 0- 0 | 0- 0 | CONFERENCE | 0- 0 | 0- 0 | 2- 13 | | | | |
| 1- 7 | 0- 0 | 0- 0 | HOME | 0- 0 | 0- 0 | 1- 7 | | | | |
| 1- 6 | 0- 0 | 0- 0 | AWAY | 0- 0 | 0- 0 | 1- 6 | | | | |
| 0- 0 | 0- 0 | 0- 0 | NEUTRAL | 0- 0 | 0- 0 | 0- 0 | | | | |

| RPI 1-25 | | | RPI 26-50 | | | RPI 51-100 | | | RPI 101+ | | | Team's RPI: 347 | | |
|---------------------------|---|----------|-----------|-----|---|--------------|-------|-----|----------|----------|-------|-----------------|----|----|
| RPI | S | Opponent | Score | RPI | S | Opponent | Score | RPI | S | Opponent | Score | | | |
| | | | | | | | | 81 | A | Georgia | 50 | 64 | | |
| | | | | | | | | | | 111 | A | North Carolina | 49 | 82 |
| | | | | | | | | | | 118 | A | Clemson | 36 | 56 |
| | | | | | | | | | | 185 | H | Bethune-Cookman | 34 | 64 |
| | | | | | | | | | | 186 | A | Hampton | 46 | 80 |
| | | | | | | | | | | 186 | H | Hampton | 50 | 51 |
| | | | | | | | | | | 219 | A | Ga. Southern | 58 | 74 |
| | | | | | | | | | | 231 | A | Howard | 57 | 75 |
| | | | | | | | | | | 244 | A | Wofford | 65 | 66 |
| | | | | | | | | | | 249 | A | UMES | 67 | 60 |
| | | | | | | | | | | 260 | N | Coastal Caro. | 54 | 63 |
| | | | | | | | | | | 266 | A | Charleston So. | 62 | 67 |
| | | | | | | | | | | 272 | A | Coppin St. | 54 | 70 |
| | | | | | | | | | | 272 | H | Coppin St. | 63 | 66 |
| | | | | | | | | | | 277 | A | Norfolk St. | 68 | 83 |
| | | | | | | | | | | 277 | H | Norfolk St. | 53 | 68 |
| | | | | | | | | | | 281 | A | N.C. A&T | 54 | 66 |
| | | | | | | | | | | 290 | H | Savannah St. | 49 | 60 |
| | | | | | | | | | | 321 | H | USC Upstate | 67 | 73 |
| | | | | | | | | | | 330 | H | Florida A&M | 61 | 81 |
| | | | | | | | | | | 333 | H | Morgan St. | 50 | 46 |
| | | | | | | | | | | 339 | A | Winthrop | 63 | 55 |
| | | | | | | | | | | 342 | A | N.C. Central | 41 | 52 |
| | | | | | | | | | | 348 | H | Delaware St. | 70 | 72 |
| LAST 12 Division I GAMES: | | | | | | | | | | | | | | |
| | | | | 330 | H | Florida A&M | 61 | 81 | | 277 | H | Norfolk St. | 53 | 68 |
| | | | | 272 | H | Coppin St. | 63 | 66 | | 231 | A | Howard | 57 | 75 |
| | | | | 277 | A | Norfolk St. | 68 | 83 | | 249 | A | UMES | 67 | 60 |
| | | | | 281 | A | N.C. A&T | 54 | 66 | | 186 | A | Hampton | 46 | 80 |
| | | | | 342 | A | N.C. Central | 41 | 52 | | 333 | H | Morgan St. | 50 | 46 |
| | | | | 186 | H | Hampton | 50 | 51 | | 348 | H | Delaware St. | 70 | 72 |

Non-Div I Games: St. Andrews 72 35 Morris 85 57

South Carolina St.

■ Loss,
 ■ Non-Conf,
 ■ S Site,
 ■ Home
 ■ A Away
 N Neutral

South Dakota

Through Games Of Feb. 25, 2017

| | | | | | | | | | | |
|-------------------|----------|-----------|----------------|------------|-------------|---------------|------|------|-------|-----------|
| Average RPI Win: | 192 | WON-LOST | WINNING | LAST 10 | STRENGTH OF | OPP. STRENGTH | TEAM | ADJ. | CONF. | ADJ CONF. |
| Average RPI Loss: | 113 | RECORD | PCT. RANK | GAMES | SCHEDULE | OF SCHEDULE | RPI | RPI | RPI | RPI |
| DIV. I ONLY | 20- 7 | 51 | 6- 4 | 177 | 130 | 63 | 63 | 11 | 11 | |
| DIV. I NON-CONF. | 9- 2 | 37 | 0- 0 | 169 | 136 | 43 | 43 | 10 | 10 | |
| TOTALS | RPI 1-25 | RPI 26-50 | W-L RECORDS | RPI 51-100 | RPI 101-150 | RPI 150+ | | | | |
| 20- 7 | 0- 0 | 1- 1 | OVERALL | 3- 3 | 0- 1 | 16- 2 | | | | |
| 10- 1 | 0- 0 | 1- 0 | HOME | 2- 1 | 0- 0 | 7- 0 | | | | |
| 7- 6 | 0- 0 | 0- 1 | AWAY | 0- 2 | 0- 1 | 7- 2 | | | | |
| 3- 0 | 0- 0 | 0- 0 | NEUTRAL | 1- 0 | 0- 0 | 2- 0 | | | | |
| 9- 2 | 0- 0 | 0- 0 | NON-CONFERENCE | 2- 0 | 0- 1 | 7- 1 | | | | |
| 3- 0 | 0- 0 | 0- 0 | HOME | 1- 0 | 0- 0 | 2- 0 | | | | |
| 3- 2 | 0- 0 | 0- 0 | AWAY | 0- 0 | 0- 1 | 3- 1 | | | | |
| 3- 0 | 0- 0 | 0- 0 | NEUTRAL | 1- 0 | 0- 0 | 2- 0 | | | | |
| 11- 5 | 0- 0 | 1- 1 | CONFERENCE | 1- 3 | 0- 0 | 9- 1 | | | | |
| 7- 1 | 0- 0 | 1- 0 | HOME | 1- 1 | 0- 0 | 5- 0 | | | | |
| 4- 4 | 0- 0 | 0- 1 | AWAY | 0- 2 | 0- 0 | 4- 1 | | | | |
| 0- 0 | 0- 0 | 0- 0 | NEUTRAL | 0- 0 | 0- 0 | 0- 0 | | | | |

| RPI S | Opponent | Score | RPI S | Opponent | Score | RPI S | Opponent | Score | RPI S | Opponent | Score |
|---------------------------|--------------------|-------|-------|--------------------|-------|-------|-----------------|-------|-------|--------------------|-------|
| 34 | A South Dakota St. | 58 70 | 34 | H South Dakota St. | 65 62 | 62 | A IUPUI | 42 63 | 105 | A Wyoming | 62 69 |
| | | | | | | 62 | H IUPUI | 75 62 | 153 | A Arkansas | 67 70 |
| | | | | | | 73 | A Western Ill. | 75 81 | 154 | A Oral Roberts | 69 47 |
| | | | | | | 73 | H Western Ill. | 78 86 | 154 | H Oral Roberts | 79 50 |
| | | | | | | 82 | N Northern Ill. | 97 83 | 157 | A Omaha | 60 52 |
| | | | | | | 97 | H SFA | 80 74 | 157 | H Omaha | 91 56 |
| | | | | | | | | | 164 | A Tulsa | 71 68 |
| | | | | | | | | | 175 | A UC Riverside | 61 55 |
| | | | | | | | | | 184 | N Southern Ill. | 68 57 |
| | | | | | | | | | 198 | H San Jose St. | 84 69 |
| | | | | | | | | | 202 | N SIUE | 75 68 |
| | | | | | | | | | 208 | H Illinois | 77 68 |
| | | | | | | | | | 265 | A CSU Bakersfield | 75 60 |
| | | | | | | | | | 294 | A North Dakota St. | 73 83 |
| | | | | | | | | | 294 | H North Dakota St. | 80 48 |
| | | | | | | | | | 310 | A Denver | 53 44 |
| | | | | | | | | | 310 | H Denver | 70 64 |
| | | | | | | | | | 317 | A Fort Wayne | 82 55 |
| | | | | | | | | | 317 | H Fort Wayne | 87 59 |
| LAST 12 Division I GAMES: | | | | | | | | | | | |
| 73 | A Western Ill. | 75 81 | 310 | A Denver | 53 44 | | | | | | |
| 62 | A IUPUI | 42 63 | 73 | H Western Ill. | 78 86 | | | | | | |
| 157 | H Omaha | 91 56 | 294 | H North Dakota St. | 80 48 | | | | | | |
| 154 | H Oral Roberts | 79 50 | 317 | H Fort Wayne | 87 59 | | | | | | |
| 317 | A Fort Wayne | 82 55 | 157 | A Omaha | 60 52 | | | | | | |
| 34 | A South Dakota St. | 58 70 | 154 | A Oral Roberts | 69 47 | | | | | | |

Non-Div I Games: Concordia-St. Paul 83 58 Northwestern (IA) 100 57

South Dakota

Loss, Non-Conf, S Site, H Home A Away N Neutral

| | | | | | | | | | | |
|-------------------|----------|-----------|----------------|------------|-------------|---------------|------|------|-------|-----------|
| Average RPI Win: | 180 | WON-LOST | WINNING | LAST 10 | STRENGTH OF | OPP. STRENGTH | TEAM | ADJ. | CONF. | ADJ CONF. |
| Average RPI Loss: | 58 | RECORD | PCT. RANK | GAMES | SCHEDULE | OF SCHEDULE | RPI | RPI | RPI | RPI |
| DIV. I ONLY | 21- 7 | 41 | 7- 3 | 79 | 108 | 34 | 34 | 11 | 11 | |
| DIV. I NON-CONF. | 9- 3 | 63 | 0- 0 | 23 | 34 | 11 | 11 | 10 | 10 | |
| TOTALS | RPI 1-25 | RPI 26-50 | W-L RECORDS | RPI 51-100 | RPI 101-150 | RPI 150+ | | | | |
| 21- 7 | 1- 2 | 2- 1 | OVERALL | 4- 3 | 1- 0 | 13- 1 | | | | |
| 12- 1 | 1- 0 | 1- 1 | HOME | 3- 0 | 0- 0 | 7- 0 | | | | |
| 8- 6 | 0- 2 | 1- 0 | AWAY | 1- 3 | 1- 0 | 5- 1 | | | | |
| 1- 0 | 0- 0 | 0- 0 | NEUTRAL | 0- 0 | 0- 0 | 1- 0 | | | | |
| 9- 3 | 1- 2 | 2- 1 | NON-CONFERENCE | 1- 0 | 1- 0 | 4- 0 | | | | |
| 4- 1 | 1- 0 | 1- 1 | HOME | 0- 0 | 0- 0 | 2- 0 | | | | |
| 4- 2 | 0- 2 | 1- 0 | AWAY | 1- 0 | 1- 0 | 1- 0 | | | | |
| 1- 0 | 0- 0 | 0- 0 | NEUTRAL | 0- 0 | 0- 0 | 1- 0 | | | | |
| 12- 4 | 0- 0 | 0- 0 | CONFERENCE | 3- 3 | 0- 0 | 9- 1 | | | | |
| 8- 0 | 0- 0 | 0- 0 | HOME | 3- 0 | 0- 0 | 5- 0 | | | | |
| 4- 4 | 0- 0 | 0- 0 | AWAY | 0- 3 | 0- 0 | 4- 1 | | | | |
| 0- 0 | 0- 0 | 0- 0 | NEUTRAL | 0- 0 | 0- 0 | 0- 0 | | | | |

| RPI 1-25 | | | | RPI 26-50 | | | | Team's RPI: 34 | | | | RPI 51-100 | | | | RPI 101+ | | | |
|---------------------------|---|--------------|-------|-----------|---|-------------------|-------|----------------|---|--------------|-------|------------|---|------------------|--------|----------|---|----------|-------|
| RPI | S | Opponent | Score | RPI | S | Opponent | Score | RPI | S | Opponent | Score | RPI | S | Opponent | Score | RPI | S | Opponent | Score |
| 12 | A | Louisville | 30 83 | 27 | H | Green Bay | 43 67 | 57 | A | UNI | 61 50 | 117 | A | North Dakota | 83 72 | | | | |
| 15 | A | Oklahoma | 60 74 | 48 | H | George Washington | 60 55 | 62 | A | IUPUI | 59 64 | 154 | A | Oral Roberts | 78 57 | | | | |
| 18 | H | Creighton | 63 56 | 50 | A | Iowa | 66 64 | 62 | H | IUPUI | 68 49 | 154 | H | Oral Roberts | 82 35 | | | | |
| | | | | | | | | 63 | A | South Dakota | 62 65 | 157 | A | Omaha | 82 83 | | | | |
| | | | | | | | | 63 | H | South Dakota | 70 58 | 157 | H | Omaha | 76 64 | | | | |
| | | | | | | | | 73 | A | Western Ill. | 77 83 | 199 | A | Wichita St. | 78 58 | | | | |
| | | | | | | | | 73 | H | Western Ill. | 73 58 | 202 | H | SIUE | 82 49 | | | | |
| | | | | | | | | | | | | 262 | H | Ark.-Pine Bluff | 103 45 | | | | |
| | | | | | | | | | | | | 294 | A | North Dakota St. | 69 66 | | | | |
| | | | | | | | | | | | | 294 | H | North Dakota St. | 70 44 | | | | |
| | | | | | | | | | | | | 310 | A | Denver | 72 63 | | | | |
| | | | | | | | | | | | | 310 | H | Denver | 78 54 | | | | |
| | | | | | | | | | | | | 317 | A | Fort Wayne | 76 59 | | | | |
| | | | | | | | | | | | | 317 | H | Fort Wayne | 73 51 | | | | |
| | | | | | | | | | | | | 328 | N | Montana | 84 43 | | | | |
| LAST 12 Division I GAMES: | | | | | | | | | | | | | | | | | | | |
| 310 | H | Denver | 78 54 | 294 | H | North Dakota St. | 70 44 | | | | | | | | | | | | |
| 317 | A | Fort Wayne | 76 59 | 157 | A | Omaha | 82 83 | | | | | | | | | | | | |
| 73 | A | Western Ill. | 77 83 | 73 | H | Western Ill. | 73 58 | | | | | | | | | | | | |
| 62 | A | IUPUI | 59 64 | 310 | A | Denver | 72 63 | | | | | | | | | | | | |
| 154 | H | Oral Roberts | 82 35 | 154 | A | Oral Roberts | 78 57 | | | | | | | | | | | | |
| 63 | H | South Dakota | 70 58 | 62 | H | IUPUI | 68 49 | | | | | | | | | | | | |

Non-Div I Games:

South Dakota St.

■ Loss,
 ■ Non-Conf, S Site,
 ■ Home
 ■ Away
 N Neutral

| Average RPI Win: | 155 | WON-LOST | WINNING | LAST 10 | STRENGTH OF | OPP. STRENGTH | TEAM | ADJ. | CONF. | ADJ CONF. |
|-------------------|----------|-----------|----------------|------------|-------------|---------------|------|------|-------|-----------|
| Average RPI Loss: | 69 | RECORD | PCT. RANK | GAMES | SCHEDULE | OF SCHEDULE | RPI | RPI | RPI | RPI |
| DIV. I ONLY | 22- 6 | 26 | 7- 3 | 81 | 67 | 35 | 35 | 5 | 5 | |
| DIV. I NON-CONF. | 11- 2 | 23 | 0- 1 | 137 | 135 | 56 | 56 | 5 | 5 | |
| TOTALS | RPI 1-25 | RPI 26-50 | W-L RECORDS | RPI 51-100 | RPI 101-150 | RPI 150+ | | | | |
| 22- 6 | 1- 3 | 0- 0 | OVERALL | 7- 0 | 2- 2 | 12- 1 | | | | |
| 10- 3 | 0- 2 | 0- 0 | HOME | 3- 0 | 1- 1 | 6- 0 | | | | |
| 8- 2 | 1- 1 | 0- 0 | AWAY | 2- 0 | 0- 0 | 5- 1 | | | | |
| 4- 1 | 0- 0 | 0- 0 | NEUTRAL | 2- 0 | 1- 1 | 1- 0 | | | | |
| 11- 2 | 0- 1 | 0- 0 | NON-CONFERENCE | 4- 0 | 1- 1 | 6- 0 | | | | |
| 5- 1 | 0- 1 | 0- 0 | HOME | 2- 0 | 0- 0 | 3- 0 | | | | |
| 2- 0 | 0- 0 | 0- 0 | AWAY | 0- 0 | 0- 0 | 2- 0 | | | | |
| 4- 1 | 0- 0 | 0- 0 | NEUTRAL | 2- 0 | 1- 1 | 1- 0 | | | | |
| 11- 4 | 1- 2 | 0- 0 | CONFERENCE | 3- 0 | 1- 1 | 6- 1 | | | | |
| 5- 2 | 0- 1 | 0- 0 | HOME | 1- 0 | 1- 1 | 3- 0 | | | | |
| 6- 2 | 1- 1 | 0- 0 | AWAY | 2- 0 | 0- 0 | 3- 1 | | | | |
| 0- 0 | 0- 0 | 0- 0 | NEUTRAL | 0- 0 | 0- 0 | 0- 0 | | | | |

| RPI | S | Opponent | Score | RPI | S | Opponent | Score | Team's RPI: 35 | RPI | S | Opponent | Score | RPI | S | Opponent | Score |
|---------------------------|---|---------------|--------|-----|---|------------|-------|----------------|-----|---|--------------|-------|-----|---|--------------------|--------|
| 1 | A | UConn | 37 102 | | | | | | 55 | A | Tulane | 62 53 | 104 | H | UCF | 62 66 |
| 12 | H | Louisville | 52 66 | | | | | | 55 | H | Tulane | 66 56 | 111 | N | North Carolina | 83 55 |
| 20 | A | Temple | 55 51 | | | | | | 81 | N | Georgia | 81 65 | 121 | N | Long Beach St. | 68 73 |
| 20 | H | Temple | 71 77 | | | | | | 91 | N | UNLV | 77 42 | 143 | H | Cincinnati | 72 52 |
| | | | | | | | | | 93 | A | SMU | 52 51 | 155 | A | Memphis | 57 62 |
| | | | | | | | | | 95 | H | Jacksonville | 64 52 | 155 | H | Memphis | 79 49 |
| | | | | | | | | | 99 | H | Stetson | 74 60 | 159 | N | Santa Clara | 63 54 |
| | | | | | | | | | | | | | 164 | A | Tulsa | 90 64 |
| | | | | | | | | | | | | | 164 | H | Tulsa | 84 68 |
| | | | | | | | | | | | | | 165 | A | East Carolina | 76 66 |
| | | | | | | | | | | | | | 165 | H | East Carolina | 79 48 |
| | | | | | | | | | | | | | 171 | A | Houston | 79 50 |
| | | | | | | | | | | | | | 238 | H | Saint Francis (PA) | 129 80 |
| | | | | | | | | | | | | | 263 | A | Butler | 74 59 |
| | | | | | | | | | | | | | 291 | H | North Florida | 78 42 |
| | | | | | | | | | | | | | 302 | H | FIU | 91 41 |
| | | | | | | | | | | | | | 322 | A | Arkansas St. | 78 59 |
| LAST 12 Division I GAMES: | | | | | | | | | | | | | | | | |
| 164 | A | Tulsa | 90 64 | 155 | A | Memphis | 57 62 | | | | | | | | | |
| 171 | A | Houston | 79 50 | 143 | H | Cincinnati | 72 52 | | | | | | | | | |
| 20 | H | Temple | 71 77 | 20 | A | Temple | 55 51 | | | | | | | | | |
| 104 | H | UCF | 62 66 | 93 | A | SMU | 52 51 | | | | | | | | | |
| 55 | H | Tulane | 66 56 | 12 | H | Louisville | 52 66 | | | | | | | | | |
| 165 | A | East Carolina | 76 66 | 155 | H | Memphis | 79 49 | | | | | | | | | |

Non-Div I Games:

South Fla.

■ Loss,
 ■ Non-Conf,
 ■ S Site,
 ■ Home
 ■ Away
 N Neutral

| | | | | | | | | | | |
|-------------------|----------|-----------|----------------|------------|-------------|---------------|------|------|-------|-----------|
| Average RPI Win: | 269 | WON-LOST | WINNING | LAST 10 | STRENGTH OF | OPP. STRENGTH | TEAM | ADJ. | CONF. | ADJ CONF. |
| Average RPI Loss: | 190 | RECORD | PCT. RANK | GAMES | SCHEDULE | OF SCHEDULE | RPI | RPI | RPI | RPI |
| DIV. I ONLY | 11- 16 | 226 | 5- 5 | 300 | 288 | 273 | 273 | 26 | 26 | |
| DIV. I NON-CONF. | 4- 7 | 224 | 0- 0 | 280 | 293 | 288 | 288 | 26 | 26 | |
| TOTALS | RPI 1-25 | RPI 26-50 | W-L RECORDS | RPI 51-100 | RPI 101-150 | RPI 150+ | | | | |
| 11- 16 | 0- 0 | 0- 0 | OVERALL | 0- 2 | 0- 2 | 11- 12 | | | | |
| 4- 9 | 0- 0 | 0- 0 | HOME | 0- 1 | 0- 2 | 4- 6 | | | | |
| 6- 6 | 0- 0 | 0- 0 | AWAY | 0- 1 | 0- 0 | 6- 5 | | | | |
| 1- 1 | 0- 0 | 0- 0 | NEUTRAL | 0- 0 | 0- 0 | 1- 1 | | | | |
| 4- 7 | 0- 0 | 0- 0 | NON-CONFERENCE | 0- 1 | 0- 2 | 4- 4 | | | | |
| 2- 3 | 0- 0 | 0- 0 | HOME | 0- 1 | 0- 2 | 2- 0 | | | | |
| 1- 3 | 0- 0 | 0- 0 | AWAY | 0- 0 | 0- 0 | 1- 3 | | | | |
| 1- 1 | 0- 0 | 0- 0 | NEUTRAL | 0- 0 | 0- 0 | 1- 1 | | | | |
| 7- 9 | 0- 0 | 0- 0 | CONFERENCE | 0- 1 | 0- 0 | 7- 8 | | | | |
| 2- 6 | 0- 0 | 0- 0 | HOME | 0- 0 | 0- 0 | 2- 6 | | | | |
| 5- 3 | 0- 0 | 0- 0 | AWAY | 0- 1 | 0- 0 | 5- 2 | | | | |
| 0- 0 | 0- 0 | 0- 0 | NEUTRAL | 0- 0 | 0- 0 | 0- 0 | | | | |

| RPI S | Opponent | Score | RPI S | Opponent | Score | RPI S | Opponent | Score | RPI S | Opponent | Score | Team's RPI: 273 |
|---------------------------|----------|-------|-------|----------------|--------|-------|--------------------|--------|-------|--------------------|--------|-----------------|
| | | | | | | 60 | A Belmont | 77 89 | 103 | H Saint Louis | 50 89 | |
| | | | | | | 73 | H Western Ill. | 87 100 | 143 | H Cincinnati | 75 83 | |
| | | | | | | | | | 155 | A Memphis | 63 65 | |
| | | | | | | | | | 160 | N Louisiana | 78 82 | |
| | | | | | | | | | 169 | H Morehead St. | 72 82 | |
| | | | | | | | | | 184 | A Southern Ill. | 70 77 | |
| | | | | | | | | | 188 | A Xavier | 48 54 | |
| | | | | | | | | | 202 | A SIUE | 69 70 | |
| | | | | | | | | | 202 | H SIUE | 78 74 | |
| | | | | | | | | | 234 | A UT Martin | 82 79 | |
| | | | | | | | | | 234 | H UT Martin | 73 82 | |
| | | | | | | | | | 250 | A Jacksonville St. | 65 58 | |
| | | | | | | | | | 252 | A Tennessee St. | 75 67 | |
| | | | | | | | | | 253 | A Austin Peay | 74 84 | |
| | | | | | | | | | 253 | H Austin Peay | 64 74 | |
| | | | | | | | | | 255 | A Evansville | 76 74 | |
| | | | | | | | | | 264 | A Murray St. | 80 67 | |
| | | | | | | | | | 264 | H Murray St. | 79 70 | |
| | | | | | | | | | 275 | H Tennessee Tech | 63 74 | |
| | | | | | | | | | 292 | A Eastern Ill. | 107 65 | |
| | | | | | | | | | 292 | H Eastern Ill. | 62 71 | |
| | | | | | | | | | 293 | H Eastern Ky. | 63 74 | |
| | | | | | | | | | 296 | H Lipscomb | 79 63 | |
| | | | | | | | | | 305 | N Alcorn | 68 50 | |
| | | | | | | | | | 349 | H Alabama A&M | 75 47 | |
| LAST 12 Division I GAMES: | | | | | | | | | | | | |
| | | | 253 | H Austin Peay | 64 74 | 250 | A Jacksonville St. | 65 58 | | | | |
| | | | 264 | A Murray St. | 80 67 | 253 | A Austin Peay | 74 84 | | | | |
| | | | 234 | H UT Martin | 73 82 | 264 | H Murray St. | 79 70 | | | | |
| | | | 292 | A Eastern Ill. | 107 65 | 292 | H Eastern Ill. | 62 71 | | | | |
| | | | 202 | H SIUE | 78 74 | 202 | A SIUE | 69 70 | | | | |
| | | | 169 | H Morehead St. | 72 82 | 234 | A UT Martin | 82 79 | | | | |

Non-Div I Games: Hannibal-La Grange 99 52 Stephens College 107 59

Southeast Mo. St.

Loss, Non-Conf, S Site, H Home A Away N Neutral

| | | | | | | | | | | |
|-------------------|----------|-----------|----------------|------------|-------------|---------------|------|------|-------|-----------|
| Average RPI Win: | 261 | WON-LOST | WINNING | LAST 10 | STRENGTH OF | OPP. STRENGTH | TEAM | ADJ. | CONF. | ADJ CONF. |
| Average RPI Loss: | 198 | RECORD | PCT. RANK | GAMES | SCHEDULE | OF SCHEDULE | RPI | RPI | RPI | RPI |
| DIV. I ONLY | 4- 23 | 329 | 2- 8 | 244 | 300 | 327 | 327 | 27 | 27 | |
| DIV. I NON-CONF. | 1- 9 | 323 | 0- 0 | 89 | 183 | 291 | 291 | 27 | 27 | |
| TOTALS | RPI 1-25 | RPI 26-50 | W-L RECORDS | RPI 51-100 | RPI 101-150 | RPI 150+ | | | | |
| 4- 23 | 0- 1 | 0- 1 | OVERALL | 0- 3 | 0- 5 | 4- 13 | | | | |
| 3- 8 | 0- 0 | 0- 0 | HOME | 0- 1 | 0- 2 | 3- 5 | | | | |
| 1- 15 | 0- 1 | 0- 1 | AWAY | 0- 2 | 0- 3 | 1- 8 | | | | |
| 0- 0 | 0- 0 | 0- 0 | NEUTRAL | 0- 0 | 0- 0 | 0- 0 | | | | |
| 1- 9 | 0- 1 | 0- 1 | NON-CONFERENCE | 0- 2 | 0- 1 | 1- 4 | | | | |
| 1- 1 | 0- 0 | 0- 0 | HOME | 0- 0 | 0- 0 | 1- 1 | | | | |
| 0- 8 | 0- 1 | 0- 1 | AWAY | 0- 2 | 0- 1 | 0- 3 | | | | |
| 0- 0 | 0- 0 | 0- 0 | NEUTRAL | 0- 0 | 0- 0 | 0- 0 | | | | |
| 3- 14 | 0- 0 | 0- 0 | CONFERENCE | 0- 1 | 0- 4 | 3- 9 | | | | |
| 2- 7 | 0- 0 | 0- 0 | HOME | 0- 1 | 0- 2 | 2- 4 | | | | |
| 1- 7 | 0- 0 | 0- 0 | AWAY | 0- 0 | 0- 2 | 1- 5 | | | | |
| 0- 0 | 0- 0 | 0- 0 | NEUTRAL | 0- 0 | 0- 0 | 0- 0 | | | | |

| RPI 1-25 | | | | RPI 26-50 | | | | RPI 51-100 | | | | RPI 101+ Team's RPI: 327 | | | |
|---------------------------|---|--------------------|--------|-----------|---|------------------|-------|------------|---|------------------|--------|--------------------------|---|--------------------|-------|
| RPI | S | Opponent | Score | RPI | S | Opponent | Score | RPI | S | Opponent | Score | RPI | S | Opponent | Score |
| 6 | A | Baylor | 38 109 | 49 | A | Colorado St. | 31 77 | 80 | A | Florida | 51 102 | 101 | H | Abilene Christian | 57 82 |
| | | | | | | | | 87 | A | Colorado | 54 112 | 107 | A | Central Ark. | 55 77 |
| | | | | | | | | 97 | H | SFA | 62 92 | 107 | H | Central Ark. | 64 78 |
| | | | | | | | | | | | | 123 | A | Ole Miss | 31 81 |
| | | | | | | | | | | | | 135 | A | Lamar University | 68 86 |
| | | | | | | | | | | | | 160 | A | Louisiana | 77 86 |
| | | | | | | | | | | | | 171 | A | Houston | 80 83 |
| | | | | | | | | | | | | 185 | H | Bethune-Cookman | 75 63 |
| | | | | | | | | | | | | 201 | H | Grambling | 71 87 |
| | | | | | | | | | | | | 214 | H | New Orleans | 85 70 |
| | | | | | | | | | | | | 288 | A | A&M-Corpus Christi | 61 77 |
| | | | | | | | | | | | | 288 | H | A&M-Corpus Christi | 53 69 |
| | | | | | | | | | | | | 289 | H | McNeese | 83 86 |
| | | | | | | | | | | | | 306 | A | Nicholls St. | 57 92 |
| | | | | | | | | | | | | 306 | H | Nicholls St. | 60 76 |
| | | | | | | | | | | | | 307 | A | Northwestern St. | 71 89 |
| | | | | | | | | | | | | 307 | H | Northwestern St. | 69 58 |
| | | | | | | | | | | | | 331 | A | Incarnate Word | 56 96 |
| | | | | | | | | | | | | 331 | H | Incarnate Word | 76 85 |
| | | | | | | | | | | | | 336 | A | Houston Baptist | 87 71 |
| | | | | | | | | | | | | 338 | A | Sam Houston St. | 61 68 |
| | | | | | | | | | | | | 345 | A | Jackson St. | 66 83 |
| LAST 12 Division I GAMES: | | | | | | | | | | | | | | | |
| 306 | A | Nicholls St. | 57 92 | 107 | A | Central Ark. | 55 77 | 306 | H | Nicholls St. | 60 76 | | | | |
| 107 | H | Central Ark. | 64 78 | 338 | A | Sam Houston St. | 61 68 | 307 | H | Northwestern St. | 69 58 | | | | |
| 97 | H | SFA | 62 92 | 307 | H | Northwestern St. | 69 58 | 331 | A | Incarnate Word | 56 96 | | | | |
| 307 | A | Northwestern St. | 71 89 | 289 | H | McNeese | 83 86 | | | | | | | | |
| 214 | H | New Orleans | 85 70 | | | | | | | | | | | | |
| 288 | H | A&M-Corpus Christi | 53 69 | | | | | | | | | | | | |

Non-Div I Games: Mobile 67 52

Southeastern La.

■ Loss,
 ■ Non-Conf, S Site,
 ■ Home
 ■ Away
 N Neutral

| | | | | | | | | | | |
|----------------------|------|----------|-----------|----------------|-------------|---------------|----------|------|-------|-----------|
| Average RPI Win: 154 | | WON-LOST | WINNING | LAST 10 | STRENGTH OF | OPP. STRENGTH | TEAM | ADJ. | CONF. | ADJ CONF. |
| Average RPI Loss: 34 | | RECORD | PCT. RANK | GAMES | SCHEDULE | OF SCHEDULE | RPI | RPI | RPI | RPI |
| DIV. I ONLY | | 14- 14 | 172 | 4- 6 | 21 | 15 | 67 | 67 | 1 | 1 |
| DIV. I NON-CONF. | | 9- 2 | 37 | 0- 0 | 136 | 176 | 55 | 55 | 1 | 1 |
| TOTALS | | RPI 1-25 | RPI 26-50 | W-L RECORDS | RPI 51-100 | RPI 101-150 | RPI 150+ | | | |
| 14- 14 | 2- 7 | | 1- 3 | OVERALL | 1- 3 | 3- 1 | 7- 0 | | | |
| 8- 6 | 0- 4 | | 1- 1 | HOME | 1- 1 | 3- 0 | 3- 0 | | | |
| 4- 8 | 2- 3 | | 0- 2 | AWAY | 0- 2 | 0- 1 | 2- 0 | | | |
| 2- 0 | 0- 0 | | 0- 0 | NEUTRAL | 0- 0 | 0- 0 | 2- 0 | | | |
| 9- 2 | 1- 1 | | 0- 0 | NON-CONFERENCE | 0- 1 | 1- 0 | 7- 0 | | | |
| 4- 1 | 0- 1 | | 0- 0 | HOME | 0- 0 | 1- 0 | 3- 0 | | | |
| 3- 1 | 1- 0 | | 0- 0 | AWAY | 0- 1 | 0- 0 | 2- 0 | | | |
| 2- 0 | 0- 0 | | 0- 0 | NEUTRAL | 0- 0 | 0- 0 | 2- 0 | | | |
| 5- 12 | 1- 6 | | 1- 3 | CONFERENCE | 1- 2 | 2- 1 | 0- 0 | | | |
| 4- 5 | 0- 3 | | 1- 1 | HOME | 1- 1 | 2- 0 | 0- 0 | | | |
| 1- 7 | 1- 3 | | 0- 2 | AWAY | 0- 1 | 0- 1 | 0- 0 | | | |
| 0- 0 | 0- 0 | | 0- 0 | NEUTRAL | 0- 0 | 0- 0 | 0- 0 | | | |

| RPI 1-25 | | | | RPI 26-50 | | | | RPI 51-100 | | | | Team's RPI: 67 | | | | RPI 101+ | | | |
|---------------------------|---|-----------------|-------|-----------|---|----------------|-------|------------|---|-------------|-------|----------------|---|----------------|--------|----------|---|----------|-------|
| RPI | S | Opponent | Score | RPI | S | Opponent | Score | RPI | S | Opponent | Score | RPI | S | Opponent | Score | RPI | S | Opponent | Score |
| 3 | H | Mississippi St. | 72 76 | 28 | A | Arizona St. | 62 69 | 58 | A | California | 56 63 | 102 | A | Washington St. | 57 74 | | | | |
| 5 | A | Oregon St. | 70 50 | 28 | H | Arizona St. | 65 50 | 70 | H | Utah | 53 58 | 102 | H | Washington St. | 80 64 | | | | |
| 5 | H | Oregon St. | 60 74 | 37 | A | Oregon | 50 73 | 87 | H | Colorado | 79 54 | 121 | H | Long Beach St. | 82 74 | | | | |
| 7 | A | Washington | 67 77 | 37 | H | Oregon | 53 59 | 91 | A | UNLV | 66 77 | 125 | H | Arizona | 58 54 | | | | |
| 7 | H | Washington | 74 87 | | | | | | | | | 156 | N | Missouri St. | 89 67 | | | | |
| 9 | A | Stanford | 42 58 | | | | | | | | | 175 | H | UC Riverside | 67 49 | | | | |
| 11 | A | UCLA | 67 71 | | | | | | | | | 201 | H | Grambling | 75 64 | | | | |
| 11 | H | UCLA | 59 74 | | | | | | | | | 258 | H | Hawaii | 76 44 | | | | |
| 24 | A | Texas A&M | 66 62 | | | | | | | | | 271 | N | Portland | 67 54 | | | | |
| | | | | | | | | | | | | 283 | A | Sacramento St. | 111 95 | | | | |
| | | | | | | | | | | | | 324 | A | UC Irvine | 83 45 | | | | |
| LAST 12 Division I GAMES: | | | | | | | | | | | | | | | | | | | |
| | | | | 28 | A | Arizona St. | 62 69 | 9 | A | Stanford | 42 58 | | | | | | | | |
| | | | | 7 | H | Washington | 74 87 | 28 | H | Arizona St. | 65 50 | | | | | | | | |
| | | | | 102 | H | Washington St. | 80 64 | 125 | H | Arizona | 58 54 | | | | | | | | |
| | | | | 37 | A | Oregon | 50 73 | 11 | A | UCLA | 67 71 | | | | | | | | |
| | | | | 5 | A | Oregon St. | 70 50 | 11 | H | UCLA | 59 74 | | | | | | | | |
| | | | | 58 | A | California | 56 63 | 5 | H | Oregon St. | 60 74 | | | | | | | | |

Non-Div I Games:

Southern California

■ Loss, ■ Non-Conf, S Site, H Home A Away N Neutral

| Average RPI Win: 226 | | WON-LOST | WINNING | LAST 10 | STRENGTH OF | OPP. STRENGTH | TEAM | ADJ. | CONF. | ADJ CONF. |
|-----------------------|------|----------|-----------|----------------|-------------|---------------|------------|-------------|----------|-----------|
| Average RPI Loss: 142 | | RECORD | PCT. RANK | GAMES | SCHEDULE | OF SCHEDULE | RPI | RPI | RPI | RPI |
| DIV. I ONLY | | 12- 13 | 186 | 5- 5 | 169 | 181 | 184 | 184 | 16 | 16 |
| DIV. I NON-CONF. | | 5- 5 | 165 | 0- 0 | 172 | 189 | 164 | 164 | 14 | 14 |
| TOTALS | | RPI 1-25 | RPI 26-50 | | W-L RECORDS | | RPI 51-100 | RPI 101-150 | RPI 150+ | |
| 12- 13 | 0- 1 | 0- 2 | | OVERALL | | 2- 2 | 0- 0 | | 10- 8 | |
| 7- 5 | 0- 0 | 0- 1 | | HOME | | 1- 0 | 0- 0 | | 6- 4 | |
| 5- 7 | 0- 1 | 0- 1 | | AWAY | | 1- 1 | 0- 0 | | 4- 4 | |
| 0- 1 | 0- 0 | 0- 0 | | NEUTRAL | | 0- 1 | 0- 0 | | 0- 0 | |
| 5- 5 | 0- 1 | 0- 0 | | NON-CONFERENCE | | 1- 1 | 0- 0 | | 4- 3 | |
| 3- 1 | 0- 0 | 0- 0 | | HOME | | 0- 0 | 0- 0 | | 3- 1 | |
| 2- 3 | 0- 1 | 0- 0 | | AWAY | | 1- 0 | 0- 0 | | 1- 2 | |
| 0- 1 | 0- 0 | 0- 0 | | NEUTRAL | | 0- 1 | 0- 0 | | 0- 0 | |
| 7- 8 | 0- 0 | 0- 2 | | CONFERENCE | | 1- 1 | 0- 0 | | 6- 5 | |
| 4- 4 | 0- 0 | 0- 1 | | HOME | | 1- 0 | 0- 0 | | 3- 3 | |
| 3- 4 | 0- 0 | 0- 1 | | AWAY | | 0- 1 | 0- 0 | | 3- 2 | |
| 0- 0 | 0- 0 | 0- 0 | | NEUTRAL | | 0- 0 | 0- 0 | | 0- 0 | |

| RPI 1-25 | | | | RPI 26-50 | | | | RPI 51-100 | | | | RPI 101+ | | | | Team's RPI: 184 | |
|---------------------------|---|----------|-------|-----------|---|--------------|-------|------------|---|--------------|-------|----------|---|-------------------|-------|-----------------|--|
| RPI | S | Opponent | Score | RPI | S | Opponent | Score | RPI | S | Opponent | Score | RPI | S | Opponent | Score | | |
| 15 | A | Oklahoma | 48 80 | 29 | A | Drake | 59 75 | 57 | A | UNI | 49 79 | 155 | H | Memphis | 69 61 | | |
| | | | | 29 | H | Drake | 60 71 | 57 | H | UNI | 64 59 | 156 | A | Missouri St. | 59 73 | | |
| | | | | | | | | 63 | N | South Dakota | 57 68 | 156 | H | Missouri St. | 60 78 | | |
| | | | | | | | | 83 | A | Purdue | 64 61 | 182 | H | UAB | 49 64 | | |
| | | | | | | | | | | | | 199 | A | Wichita St. | 61 58 | | |
| | | | | | | | | | | | | 199 | H | Wichita St. | 77 54 | | |
| | | | | | | | | | | | | 202 | A | SIUE | 59 60 | | |
| | | | | | | | | | | | | 210 | H | Indiana St. | 53 68 | | |
| | | | | | | | | | | | | 228 | A | Bradley | 66 57 | | |
| | | | | | | | | | | | | 234 | A | UT Martin | 68 76 | | |
| | | | | | | | | | | | | 255 | A | Evansville | 60 63 | | |
| | | | | | | | | | | | | 255 | H | Evansville | 61 74 | | |
| | | | | | | | | | | | | 264 | H | Murray St. | 70 63 | | |
| | | | | | | | | | | | | 273 | H | Southeast Mo. St. | 77 70 | | |
| | | | | | | | | | | | | 309 | A | Illinois St. | 63 56 | | |
| | | | | | | | | | | | | 309 | H | Illinois St. | 57 48 | | |
| | | | | | | | | | | | | 315 | A | UMKC | 77 69 | | |
| | | | | | | | | | | | | 319 | H | Loyola Chicago | 73 57 | | |
| LAST 12 Division I GAMES: | | | | | | | | | | | | | | | | | |
| | | | | 309 | H | Illinois St. | 57 48 | 309 | A | Illinois St. | 63 56 | | | | | | |
| | | | | 255 | H | Evansville | 61 74 | 228 | A | Bradley | 66 57 | | | | | | |
| | | | | 199 | A | Wichita St. | 61 58 | 255 | A | Evansville | 60 63 | | | | | | |
| | | | | 156 | A | Missouri St. | 59 73 | 156 | H | Missouri St. | 60 78 | | | | | | |
| | | | | 57 | H | UNI | 64 59 | 199 | H | Wichita St. | 77 54 | | | | | | |
| | | | | 29 | H | Drake | 60 71 | 29 | A | Drake | 59 75 | | | | | | |

| | | | |
|------------------|---------|-----|----|
| Non-Div I Games: | Brescia | 104 | 35 |
|------------------|---------|-----|----|

Southern Ill.

Loss, Non-Conf, S Site, H Home A Away N Neutral

| | | | | | | | | | |
|------------------------------|----------|-----------|----------------|-------------|---------------|----------|------|-------|-----------|
| Average RPI Win: 224 | WON-LOST | WINNING | LAST 10 | STRENGTH OF | OPP. STRENGTH | TEAM | ADJ. | CONF. | ADJ CONF. |
| Average RPI Loss: 118 | RECORD | PCT. RANK | GAMES | SCHEDULE | OF SCHEDULE | RPI | RPI | RPI | RPI |
| DIV. I ONLY | 19- 9 | 81 | 9- 1 | 213 | 148 | 124 | 124 | 15 | 15 |
| DIV. I NON-CONF. | 7- 4 | 114 | 0- 0 | 221 | 167 | 162 | 162 | 16 | 16 |
| TOTALS | RPI 1-25 | RPI 26-50 | W-L RECORDS | RPI 51-100 | RPI 101-150 | RPI 150+ | | | |
| 19- 9 | 0- 1 | 0- 1 | OVERALL | 1- 2 | 1- 2 | 17- 3 | | | |
| 12- 2 | 0- 1 | 0- 0 | HOME | 1- 0 | 1- 1 | 10- 0 | | | |
| 6- 5 | 0- 0 | 0- 0 | AWAY | 0- 0 | 0- 0 | 6- 0 | | | |
| 1- 2 | 0- 0 | 0- 0 | NEUTRAL | 0- 1 | 0- 0 | 1- 1 | | | |
| 7- 4 | 0- 1 | 0- 0 | NON-CONFERENCE | 0- 2 | 0- 0 | 7- 1 | | | |
| 5- 1 | 0- 1 | 0- 0 | HOME | 0- 0 | 0- 0 | 5- 0 | | | |
| 1- 1 | 0- 0 | 0- 0 | AWAY | 0- 1 | 0- 0 | 1- 0 | | | |
| 1- 2 | 0- 0 | 0- 0 | NEUTRAL | 0- 1 | 0- 0 | 1- 1 | | | |
| 12- 5 | 0- 0 | 0- 1 | CONFERENCE | 1- 0 | 1- 2 | 10- 2 | | | |
| 7- 1 | 0- 0 | 0- 0 | HOME | 1- 0 | 1- 1 | 5- 0 | | | |
| 5- 4 | 0- 0 | 0- 1 | AWAY | 0- 0 | 0- 1 | 5- 2 | | | |
| 0- 0 | 0- 0 | 0- 0 | NEUTRAL | 0- 0 | 0- 0 | 0- 0 | | | |

| RPI 1-25 | | | | RPI 26-50 | | | | RPI 51-100 | | | | RPI 101+ | | | | Team's RPI: 124 | |
|---------------------------|---|-----------------|-------|-----------|---|---------------|-------|------------|---|--------------|-------|----------|---|------------------|-------|-----------------|--|
| RPI | S | Opponent | Score | RPI | S | Opponent | Score | RPI | S | Opponent | Score | RPI | S | Opponent | Score | | |
| 3 | H | Mississippi St. | 50 72 | 46 | A | Western Ky. | 53 79 | 55 | A | Tulane | 67 86 | 116 | H | Charlotte | 61 78 | | |
| | | | | | | | | 58 | N | California | 51 71 | 119 | H | Old Dominion | 84 69 | | |
| | | | | | | | | 75 | H | Middle Tenn. | 81 61 | 148 | A | Louisiana Tech | 61 72 | | |
| | | | | | | | | | | | | 160 | H | Louisiana | 71 49 | | |
| | | | | | | | | | | | | 168 | A | Rice | 68 76 | | |
| | | | | | | | | | | | | 168 | H | Rice | 79 60 | | |
| | | | | | | | | | | | | 182 | H | UAB | 64 59 | | |
| | | | | | | | | | | | | 183 | A | North Texas | 62 75 | | |
| | | | | | | | | | | | | 183 | H | North Texas | 70 48 | | |
| | | | | | | | | | | | | 188 | N | Xavier | 73 59 | | |
| | | | | | | | | | | | | 191 | A | UTSA | 69 68 | | |
| | | | | | | | | | | | | 191 | H | UTSA | 74 71 | | |
| | | | | | | | | | | | | 214 | H | New Orleans | 78 53 | | |
| | | | | | | | | | | | | 222 | H | Alabama St. | 70 43 | | |
| | | | | | | | | | | | | 242 | A | South Ala. | 57 48 | | |
| | | | | | | | | | | | | 261 | A | Marshall | 82 78 | | |
| | | | | | | | | | | | | 285 | N | Northern Ky. | 53 58 | | |
| | | | | | | | | | | | | 299 | A | UTEP | 79 68 | | |
| | | | | | | | | | | | | 299 | H | UTEP | 73 48 | | |
| | | | | | | | | | | | | 302 | A | FIU | 75 37 | | |
| | | | | | | | | | | | | 305 | H | Alcorn | 99 56 | | |
| | | | | | | | | | | | | 316 | H | Mississippi Val. | 83 55 | | |
| | | | | | | | | | | | | 335 | A | Fla. Atlantic | 82 67 | | |
| LAST 12 Division I GAMES: | | | | | | | | | | | | | | | | | |
| | | | | 183 | H | North Texas | 70 48 | | | | | 46 | A | Western Ky. | 53 79 | | |
| | | | | 168 | H | Rice | 79 60 | | | | | 261 | A | Marshall | 82 78 | | |
| | | | | 335 | A | Fla. Atlantic | 82 67 | | | | | 182 | H | UAB | 64 59 | | |
| | | | | 302 | A | FIU | 75 37 | | | | | 75 | H | Middle Tenn. | 81 61 | | |
| | | | | 299 | H | UTEP | 73 48 | | | | | 168 | A | Rice | 68 76 | | |
| | | | | 191 | H | UTSA | 74 71 | | | | | 183 | A | North Texas | 62 75 | | |

Non-Div I Games: William Carey 92 39

Southern Miss.

■ Loss,
 ■ Non-Conf,
 ■ S Site,
 ■ Home
 ■ A Away
 N Neutral

| | | | | | | | | | | |
|-------------------|---------------|------------|----------------|------------|-------------|---------------|------------|-----------|-----------|-----------|
| Average RPI Win: | 289 | WON-LOST | WINNING | LAST 10 | STRENGTH OF | OPP. STRENGTH | TEAM | ADJ. | CONF. | ADJ CONF. |
| Average RPI Loss: | 154 | RECORD | PCT. RANK | GAMES | SCHEDULE | OF SCHEDULE | RPI | RPI | RPI | RPI |
| DIV. I ONLY | 12- 11 | 162 | 6- 4 | 315 | 302 | 224 | 224 | 30 | 30 | |
| DIV. I NON-CONF. | 1- 6 | 310 | 0- 0 | 42 | 6 | 216 | 216 | 30 | 30 | |
| TOTALS | RPI 1-25 | RPI 26-50 | W-L RECORDS | RPI 51-100 | RPI 101-150 | RPI 150+ | | | | |
| 12- 11 | 0- 3 | 0- 1 | OVERALL | 0- 0 | 0- 0 | 12- 7 | | | | |
| 8- 2 | 0- 0 | 0- 0 | HOME | 0- 0 | 0- 0 | 8- 2 | | | | |
| 4- 8 | 0- 0 | 0- 0 | AWAY | 0- 0 | 0- 0 | 4- 1 | | | | |
| 0- 1 | 0- 1 | 0- 0 | NEUTRAL | 0- 0 | 0- 0 | 0- 0 | | | | |
| 1- 6 | 0- 3 | 0- 1 | NON-CONFERENCE | 0- 0 | 0- 0 | 1- 2 | | | | |
| 1- 0 | 0- 0 | 0- 0 | HOME | 0- 0 | 0- 0 | 1- 0 | | | | |
| 0- 5 | 0- 2 | 0- 1 | AWAY | 0- 0 | 0- 0 | 0- 2 | | | | |
| 0- 1 | 0- 1 | 0- 0 | NEUTRAL | 0- 0 | 0- 0 | 0- 0 | | | | |
| 11- 5 | 0- 0 | 0- 0 | CONFERENCE | 0- 0 | 0- 0 | 11- 5 | | | | |
| 7- 2 | 0- 0 | 0- 0 | HOME | 0- 0 | 0- 0 | 7- 2 | | | | |
| 4- 3 | 0- 0 | 0- 0 | AWAY | 0- 0 | 0- 0 | 4- 3 | | | | |
| 0- 0 | 0- 0 | 0- 0 | NEUTRAL | 0- 0 | 0- 0 | 0- 0 | | | | |

| RPI 1-25 | | | | RPI 26-50 | | | | RPI 51-100 | | | | RPI 101+ Team's RPI: 224 | | | |
|---------------------------|---|------------------|---------------|-----------|---|------------------|--------------|------------|---|----------|-------|--------------------------|---|------------------|--------------|
| RPI | S | Opponent | Score | RPI | S | Opponent | Score | RPI | S | Opponent | Score | RPI | S | Opponent | Score |
| 11 | A | UCLA | 47 95 | 39 | A | Michigan St. | 55 70 | | | | | 165 | A | East Carolina | 55 62 |
| 24 | N | Texas A&M | 58 81 | | | | | | | | | 185 | H | Bethune-Cookman | 61 59 |
| 25 | A | Ohio St. | 73 108 | | | | | | | | | 201 | A | Grambling | 71 68 |
| | | | | | | | | | | | | 201 | H | Grambling | 63 70 |
| | | | | | | | | | | | | 203 | H | Texas Southern | 71 77 |
| | | | | | | | | | | | | 222 | A | Alabama St. | 70 75 |
| | | | | | | | | | | | | 222 | H | Alabama St. | 59 53 |
| | | | | | | | | | | | | 242 | A | South Ala. | 48 55 |
| | | | | | | | | | | | | 262 | A | Ark.-Pine Bluff | 59 63 |
| | | | | | | | | | | | | 262 | H | Ark.-Pine Bluff | 67 50 |
| | | | | | | | | | | | | 278 | H | Prairie View | 86 72 |
| | | | | | | | | | | | | 305 | A | Alcorn | 63 69 |
| | | | | | | | | | | | | 305 | H | Alcorn | 45 33 |
| | | | | | | | | | | | | 316 | A | Mississippi Val. | 62 51 |
| | | | | | | | | | | | | 316 | H | Mississippi Val. | 51 44 |
| | | | | | | | | | | | | 345 | A | Jackson St. | 85 56 |
| | | | | | | | | | | | | 345 | H | Jackson St. | 80 61 |
| | | | | | | | | | | | | 349 | A | Alabama A&M | 66 54 |
| | | | | | | | | | | | | 349 | H | Alabama A&M | 69 57 |
| LAST 12 Division I GAMES: | | | | | | | | | | | | | | | |
| 305 | H | Alcorn | 45 33 | 201 | H | Grambling | 63 70 | | | | | | | | |
| 222 | H | Alabama St. | 59 53 | 305 | A | Alcorn | 63 69 | | | | | | | | |
| 349 | H | Alabama A&M | 69 57 | 222 | A | Alabama St. | 70 75 | | | | | | | | |
| 316 | A | Mississippi Val. | 62 51 | 349 | A | Alabama A&M | 66 54 | | | | | | | | |
| 262 | A | Ark.-Pine Bluff | 59 63 | 316 | H | Mississippi Val. | 51 44 | | | | | | | | |
| 345 | H | Jackson St. | 80 61 | 262 | H | Ark.-Pine Bluff | 67 50 | | | | | | | | |

Non-Div I Games: Spring Hill 68 53

Southern U.

Southern Utah

Through Games Of Feb. 25, 2017

| | | | | | | | | | | |
|-------------------|----------|-----------|----------------|------------|-------------|---------------|------|------|-------|-----------|
| Average RPI Win: | 240 | WON-LOST | WINNING | LAST 10 | STRENGTH OF | OPP. STRENGTH | TEAM | ADJ. | CONF. | ADJ CONF. |
| Average RPI Loss: | 183 | RECORD | PCT. RANK | GAMES | SCHEDULE | OF SCHEDULE | RPI | RPI | RPI | RPI |
| DIV. I ONLY | 5- 21 | 320 | 1- 9 | 196 | 255 | 298 | 298 | 20 | 20 | |
| DIV. I NON-CONF. | 4- 6 | 209 | 0- 0 | 163 | 240 | 177 | 177 | 18 | 18 | |
| TOTALS | RPI 1-25 | RPI 26-50 | W-L RECORDS | RPI 51-100 | RPI 101-150 | RPI 150+ | | | | |
| 5- 21 | 0- 1 | 0- 0 | OVERALL | 0- 2 | 0- 8 | 5- 10 | | | | |
| 1- 11 | 0- 0 | 0- 0 | HOME | 0- 0 | 0- 5 | 1- 6 | | | | |
| 4- 10 | 0- 1 | 0- 0 | AWAY | 0- 2 | 0- 3 | 4- 4 | | | | |
| 0- 0 | 0- 0 | 0- 0 | NEUTRAL | 0- 0 | 0- 0 | 0- 0 | | | | |
| 4- 6 | 0- 1 | 0- 0 | NON-CONFERENCE | 0- 1 | 0- 2 | 4- 2 | | | | |
| 0- 3 | 0- 0 | 0- 0 | HOME | 0- 0 | 0- 1 | 0- 2 | | | | |
| 4- 3 | 0- 1 | 0- 0 | AWAY | 0- 1 | 0- 1 | 4- 0 | | | | |
| 0- 0 | 0- 0 | 0- 0 | NEUTRAL | 0- 0 | 0- 0 | 0- 0 | | | | |
| 1- 15 | 0- 0 | 0- 0 | CONFERENCE | 0- 1 | 0- 6 | 1- 8 | | | | |
| 1- 8 | 0- 0 | 0- 0 | HOME | 0- 0 | 0- 4 | 1- 4 | | | | |
| 0- 7 | 0- 0 | 0- 0 | AWAY | 0- 1 | 0- 2 | 0- 4 | | | | |
| 0- 0 | 0- 0 | 0- 0 | NEUTRAL | 0- 0 | 0- 0 | 0- 0 | | | | |

| RPI 1-25 | | | | RPI 26-50 | | | | RPI 51-100 | | | | RPI 101+ Team's RPI: 298 | | | |
|---------------------------|---|----------------|---------|-----------|---|----------------|-------|------------|---|-------------|-------|--------------------------|---|-----------------|---------|
| RPI | S | Opponent | Score | RPI | S | Opponent | Score | RPI | S | Opponent | Score | RPI | S | Opponent | Score |
| 5 | A | Oregon St. | 38 77 | | | | | 70 | A | Utah | 43 69 | 105 | A | Wyoming | 48 68 |
| | | | | | | | | 88 | A | Montana St. | 68 71 | 117 | A | North Dakota | 70 75 |
| | | | | | | | | | | | | 117 | H | North Dakota | 65 68 |
| | | | | | | | | | | | | 120 | H | Eastern Wash. | 66 67 |
| | | | | | | | | | | | | 125 | H | Arizona | 65 77 |
| | | | | | | | | | | | | 127 | H | Idaho | 68 85 |
| | | | | | | | | | | | | 128 | A | Northern Colo. | 55 74 |
| | | | | | | | | | | | | 128 | H | Northern Colo. | 53 83 |
| | | | | | | | | | | | | 161 | H | Idaho St. | 68 71 |
| | | | | | | | | | | | | 166 | A | CSUN | 77 71 |
| | | | | | | | | | | | | 200 | A | Utah St. | 70 54 |
| | | | | | | | | | | | | 226 | H | Grand Canyon | 73 76 |
| | | | | | | | | | | | | 230 | H | Weber St. | 68 73 |
| | | | | | | | | | | | | 247 | A | Portland St. | 74 81 |
| | | | | | | | | | | | | 247 | H | Portland St. | 82 64 |
| | | | | | | | | | | | | 265 | A | CSU Bakersfield | 65 59 |
| | | | | | | | | | | | | 283 | A | Sacramento St. | 69 81 |
| | | | | | | | | | | | | 283 | H | Sacramento St. | 104 110 |
| | | | | | | | | | | | | 308 | A | Northern Ariz. | 65 77 |
| | | | | | | | | | | | | 308 | H | Northern Ariz. | 68 77 |
| | | | | | | | | | | | | 324 | A | UC Irvine | 70 58 |
| | | | | | | | | | | | | 328 | A | Montana | 55 64 |
| | | | | | | | | | | | | 329 | H | Utah Valley | 64 70 |
| LAST 12 Division I GAMES: | | | | | | | | | | | | | | | |
| 283 | H | Sacramento St. | 104 110 | 230 | H | Weber St. | 68 73 | | | | | | | | |
| 247 | H | Portland St. | 82 64 | 128 | A | Northern Colo. | 55 74 | | | | | | | | |
| 308 | A | Northern Ariz. | 65 77 | 117 | A | North Dakota | 70 75 | | | | | | | | |
| 88 | A | Montana St. | 68 71 | 120 | H | Eastern Wash. | 66 67 | | | | | | | | |
| 328 | A | Montana | 55 64 | 127 | H | Idaho | 68 85 | | | | | | | | |
| 161 | H | Idaho St. | 68 71 | 247 | A | Portland St. | 74 81 | | | | | | | | |

Non-Div I Games: Antelope Valley 89 76

Southern Utah

■ Loss,
 ■ Non-Conf,
 ■ S Site,
 ■ Home
 ■ A Away
 N Neutral

| | | | | | | | | | | |
|-------------------|----------|-----------|----------------|------------|-------------|---------------|------|------|-------|-----------|
| Average RPI Win: | 227 | WON-LOST | WINNING | LAST 10 | STRENGTH OF | OPP. STRENGTH | TEAM | ADJ. | CONF. | ADJ CONF. |
| Average RPI Loss: | 141 | RECORD | PCT. RANK | GAMES | SCHEDULE | OF SCHEDULE | RPI | RPI | RPI | RPI |
| DIV. I ONLY | 9- 20 | 272 | 2- 8 | 120 | 171 | 239 | 239 | 12 | 12 | |
| DIV. I NON-CONF. | 5- 7 | 205 | 0- 0 | 166 | 248 | 204 | 204 | 12 | 12 | |
| TOTALS | RPI 1-25 | RPI 26-50 | W-L RECORDS | RPI 51-100 | RPI 101-150 | RPI 150+ | | | | |
| 9- 20 | 0- 0 | 0- 2 | OVERALL | 0- 3 | 3- 8 | 6- 7 | | | | |
| 6- 7 | 0- 0 | 0- 1 | HOME | 0- 1 | 2- 3 | 4- 2 | | | | |
| 1- 13 | 0- 0 | 0- 1 | AWAY | 0- 2 | 0- 5 | 1- 5 | | | | |
| 2- 0 | 0- 0 | 0- 0 | NEUTRAL | 0- 0 | 1- 0 | 1- 0 | | | | |
| 5- 7 | 0- 0 | 0- 0 | NON-CONFERENCE | 0- 3 | 2- 1 | 3- 3 | | | | |
| 3- 2 | 0- 0 | 0- 0 | HOME | 0- 1 | 1- 0 | 2- 1 | | | | |
| 0- 5 | 0- 0 | 0- 0 | AWAY | 0- 2 | 0- 1 | 0- 2 | | | | |
| 2- 0 | 0- 0 | 0- 0 | NEUTRAL | 0- 0 | 1- 0 | 1- 0 | | | | |
| 4- 13 | 0- 0 | 0- 2 | CONFERENCE | 0- 0 | 1- 7 | 3- 4 | | | | |
| 3- 5 | 0- 0 | 0- 1 | HOME | 0- 0 | 1- 3 | 2- 1 | | | | |
| 1- 8 | 0- 0 | 0- 1 | AWAY | 0- 0 | 0- 4 | 1- 3 | | | | |
| 0- 0 | 0- 0 | 0- 0 | NEUTRAL | 0- 0 | 0- 0 | 0- 0 | | | | |

| RPI S | Opponent | Score | RPI S | Opponent | Score | RPI S | Opponent | Score | RPI S | Opponent | Score | Team's RPI: 239 |
|---------------------------|---------------------|-------|-------|---------------------|-------|-------|------------|-------|-------|------------------|-------|-----------------|
| 45 | H Dayton | 60 62 | 48 | A George Washington | 57 63 | 61 | H Bucknell | 35 57 | 103 | A Saint Louis | 49 64 | |
| | | | | | | 85 | A Toledo | 50 74 | 103 | H Saint Louis | 58 74 | |
| | | | | | | 94 | A Buffalo | 47 68 | 109 | A Saint Joseph's | 53 70 | |
| | | | | | | | | | 113 | A Fordham | 45 57 | |
| | | | | | | | | | 113 | H Fordham | 44 60 | |
| | | | | | | | | | 114 | N Rider | 60 47 | |
| | | | | | | | | | 133 | H Albany (NY) | 67 59 | |
| | | | | | | | | | 134 | A Delaware | 40 43 | |
| | | | | | | | | | 136 | A Duquesne | 61 83 | |
| | | | | | | | | | 136 | H Duquesne | 69 56 | |
| | | | | | | | | | 138 | H VCU | 60 77 | |
| | | | | | | | | | 167 | A La Salle | 70 73 | |
| | | | | | | | | | 167 | H La Salle | 45 57 | |
| | | | | | | | | | 190 | A George Mason | 49 52 | |
| | | | | | | | | | 225 | A Richmond | 54 61 | |
| | | | | | | | | | 240 | A Niagara | 43 65 | |
| | | | | | | | | | 248 | H Stony Brook | 51 37 | |
| | | | | | | | | | 253 | N Austin Peay | 58 57 | |
| | | | | | | | | | 258 | H Canisius | 57 74 | |
| | | | | | | | | | 270 | H Colgate | 70 57 | |
| | | | | | | | | | 276 | H Davidson | 70 51 | |
| | | | | | | | | | 286 | A Eastern Mich. | 56 75 | |
| | | | | | | | | | 300 | H Rhode Island | 78 69 | |
| | | | | | | | | | 311 | A Massachusetts | 55 38 | |
| LAST 12 Division I GAMES: | | | | | | | | | | | | |
| 167 | A La Salle | 70 73 | 113 | A Fordham | 45 57 | | | | | | | |
| 136 | A Duquesne | 61 83 | 109 | A Saint Joseph's | 53 70 | | | | | | | |
| 138 | H VCU | 60 77 | 276 | H Davidson | 70 51 | | | | | | | |
| 48 | A George Washington | 57 63 | 136 | H Duquesne | 69 56 | | | | | | | |
| 103 | H Saint Louis | 58 74 | 311 | A Massachusetts | 55 38 | | | | | | | |
| 167 | H La Salle | 45 57 | 113 | H Fordham | 44 60 | | | | | | | |

Non-Div I Games:

St. Bonaventure

| | | | | | | | | | | |
|-----------------------|----------|-----------|-----------|----------------|-------------|---------------|-------------|----------|-------|-----------|
| Average RPI Win: 288 | | WON-LOST | WINNING | LAST 10 | STRENGTH OF | OPP. STRENGTH | TEAM | ADJ. | CONF. | ADJ CONF. |
| Average RPI Loss: 225 | | RECORD | PCT. RANK | GAMES | SCHEDULE | OF SCHEDULE | RPI | RPI | RPI | RPI |
| DIV. I ONLY | | 7- 21 | 304 | 2- 8 | 311 | 338 | 326 | 326 | 31 | 31 |
| DIV. I NON-CONF. | | 2- 9 | 293 | 0- 0 | 197 | 260 | 314 | 314 | 32 | 32 |
| TOTALS | RPI 1-25 | RPI 26-50 | | W-L RECORDS | | RPI 51-100 | RPI 101-150 | RPI 150+ | | |
| 7- 21 | 0- 0 | 0- 1 | | OVERALL | | 0- 1 | 0- 2 | 7- 17 | | |
| 4- 9 | 0- 0 | 0- 0 | | HOME | | 0- 0 | 0- 0 | 4- 9 | | |
| 3- 11 | 0- 0 | 0- 1 | | AWAY | | 0- 1 | 0- 2 | 3- 7 | | |
| 0- 1 | 0- 0 | 0- 0 | | NEUTRAL | | 0- 0 | 0- 0 | 0- 1 | | |
| 2- 9 | 0- 0 | 0- 1 | | NON-CONFERENCE | | 0- 1 | 0- 2 | 2- 5 | | |
| 2- 2 | 0- 0 | 0- 0 | | HOME | | 0- 0 | 0- 0 | 2- 2 | | |
| 0- 6 | 0- 0 | 0- 1 | | AWAY | | 0- 1 | 0- 2 | 0- 2 | | |
| 0- 1 | 0- 0 | 0- 0 | | NEUTRAL | | 0- 0 | 0- 0 | 0- 1 | | |
| 5- 12 | 0- 0 | 0- 0 | | CONFERENCE | | 0- 0 | 0- 0 | 5- 12 | | |
| 2- 7 | 0- 0 | 0- 0 | | HOME | | 0- 0 | 0- 0 | 2- 7 | | |
| 3- 5 | 0- 0 | 0- 0 | | AWAY | | 0- 0 | 0- 0 | 3- 5 | | |
| 0- 0 | 0- 0 | 0- 0 | | NEUTRAL | | 0- 0 | 0- 0 | 0- 0 | | |

[illegible]

Non-Div I Games:

St. Francis Brooklyn

Loss, Non-Conf, S Site, H Home A Away N Neutral

| | | | | | | | | | | |
|-------------------|----------|-----------|----------------|------------|-------------|---------------|------|------|-------|-----------|
| Average RPI Win: | 155 | WON-LOST | WINNING | LAST 10 | STRENGTH OF | OPP. STRENGTH | TEAM | ADJ. | CONF. | ADJ CONF. |
| Average RPI Loss: | 57 | RECORD | PCT. RANK | GAMES | SCHEDULE | OF SCHEDULE | RPI | RPI | RPI | RPI |
| DIV. I ONLY | 18- 10 | 96 | 6- 4 | 72 | 61 | 68 | 68 | 7 | 7 | |
| DIV. I NON-CONF. | 8- 3 | 67 | 0- 0 | 134 | 48 | 86 | 86 | 7 | 7 | |
| TOTALS | RPI 1-25 | RPI 26-50 | W-L RECORDS | RPI 51-100 | RPI 101-150 | RPI 150+ | | | | |
| 18- 10 | 0- 5 | 4- 1 | OVERALL | 2- 2 | 3- 1 | 9- 1 | | | | |
| 10- 5 | 0- 3 | 2- 0 | HOME | 1- 1 | 1- 1 | 6- 0 | | | | |
| 7- 4 | 0- 2 | 1- 0 | AWAY | 1- 1 | 2- 0 | 3- 1 | | | | |
| 1- 1 | 0- 0 | 1- 1 | NEUTRAL | 0- 0 | 0- 0 | 0- 0 | | | | |
| 8- 3 | 0- 1 | 2- 1 | NON-CONFERENCE | 0- 0 | 3- 1 | 3- 0 | | | | |
| 5- 2 | 0- 1 | 1- 0 | HOME | 0- 0 | 1- 1 | 3- 0 | | | | |
| 2- 0 | 0- 0 | 0- 0 | AWAY | 0- 0 | 2- 0 | 0- 0 | | | | |
| 1- 1 | 0- 0 | 1- 1 | NEUTRAL | 0- 0 | 0- 0 | 0- 0 | | | | |
| 10- 7 | 0- 4 | 2- 0 | CONFERENCE | 2- 2 | 0- 0 | 6- 1 | | | | |
| 5- 3 | 0- 2 | 1- 0 | HOME | 1- 1 | 0- 0 | 3- 0 | | | | |
| 5- 4 | 0- 2 | 1- 0 | AWAY | 1- 1 | 0- 0 | 3- 1 | | | | |
| 0- 0 | 0- 0 | 0- 0 | NEUTRAL | 0- 0 | 0- 0 | 0- 0 | | | | |

| RPI 1-25 | | | | RPI 26-50 | | | | RPI 51-100 | | | | RPI 101+ | | | |
|---------------------------|---|------------|-------|-----------|---|---------------|-------|------------|---|------------|-------|----------|---|----------------|-------|
| RPI | S | Opponent | Score | RPI | S | Opponent | Score | RPI | S | Opponent | Score | RPI | S | Opponent | Score |
| 16 | H | Miami (FL) | 50 62 | 28 | N | Arizona St. | 41 54 | 56 | A | Villanova | 50 55 | 113 | A | Fordham | 59 45 |
| 17 | A | DePaul | 51 54 | 32 | H | James Madison | 74 63 | 56 | H | Villanova | 56 67 | 133 | H | Albany (NY) | 54 36 |
| 17 | H | DePaul | 66 78 | 36 | A | Marquette | 82 72 | 66 | A | Georgetown | 71 66 | 136 | H | Duquesne | 65 71 |
| 18 | A | Creighton | 60 67 | 36 | H | Marquette | 70 64 | 66 | H | Georgetown | 65 54 | 149 | A | William & Mary | 73 57 |
| 18 | H | Creighton | 43 55 | 47 | N | Virginia | 66 55 | | | | | 173 | A | Providence | 71 47 |
| | | | | | | | | | | | | 173 | H | Providence | 60 50 |
| | | | | | | | | | | | | 188 | A | Xavier | 65 48 |
| | | | | | | | | | | | | 188 | H | Xavier | 64 55 |
| | | | | | | | | | | | | 208 | A | Seton Hall | 59 64 |
| | | | | | | | | | | | | 212 | H | Rutgers | 65 39 |
| | | | | | | | | | | | | 263 | A | Butler | 62 41 |
| | | | | | | | | | | | | 263 | H | Butler | 62 55 |
| | | | | | | | | | | | | 314 | H | Lafayette | 64 46 |
| | | | | | | | | | | | | 336 | H | Wagner | 62 34 |
| LAST 12 Division I GAMES: | | | | | | | | | | | | | | | |
| 18 | A | Creighton | 60 67 | 188 | H | Xavier | 64 55 | | | | | | | | |
| 173 | A | Providence | 71 47 | 263 | H | Butler | 62 55 | | | | | | | | |
| 66 | H | Georgetown | 65 54 | 173 | H | Providence | 60 50 | | | | | | | | |
| 56 | H | Villanova | 56 67 | 18 | H | Creighton | 43 55 | | | | | | | | |
| 36 | A | Marquette | 82 72 | 56 | A | Villanova | 50 55 | | | | | | | | |
| 17 | A | DePaul | 51 54 | 66 | A | Georgetown | 71 66 | | | | | | | | |

Non-Div I Games:

St. John's (NY)

■ Loss,
 ■ Non-Conf,
 ■ S Site,
 ■ H Home
 ■ A Away
 N Neutral

St. Mary's (CA)

Through Games Of Feb. 25, 2017

| | | | | | | | | | | |
|-------------------|----------|-----------|----------------|------------|-------------|---------------|------|------|-------|-----------|
| Average RPI Win: | 203 | WON-LOST | WINNING | LAST 10 | STRENGTH OF | OPP. STRENGTH | TEAM | ADJ. | CONF. | ADJ CONF. |
| Average RPI Loss: | 111 | RECORD | PCT. RANK | GAMES | SCHEDULE | OF SCHEDULE | RPI | RPI | RPI | RPI |
| DIV. I ONLY | 18- 11 | 108 | 8- 2 | 171 | 114 | 126 | 126 | 14 | 14 | |
| DIV. I NON-CONF. | 5- 6 | 186 | 0- 0 | 126 | 40 | 149 | 149 | 13 | 13 | |
| TOTALS | RPI 1-25 | RPI 26-50 | W-L RECORDS | RPI 51-100 | RPI 101-150 | RPI 150+ | | | | |
| 18- 11 | 0- 0 | 0- 0 | OVERALL | 1- 7 | 4- 1 | 13- 3 | | | | |
| 9- 5 | 0- 0 | 0- 0 | HOME | 1- 4 | 2- 0 | 6- 1 | | | | |
| 9- 6 | 0- 0 | 0- 0 | AWAY | 0- 3 | 2- 1 | 7- 2 | | | | |
| 0- 0 | 0- 0 | 0- 0 | NEUTRAL | 0- 0 | 0- 0 | 0- 0 | | | | |
| 5- 6 | 0- 0 | 0- 0 | NON-CONFERENCE | 0- 4 | 2- 1 | 3- 1 | | | | |
| 1- 4 | 0- 0 | 0- 0 | HOME | 0- 3 | 1- 0 | 0- 1 | | | | |
| 4- 2 | 0- 0 | 0- 0 | AWAY | 0- 1 | 1- 1 | 3- 0 | | | | |
| 0- 0 | 0- 0 | 0- 0 | NEUTRAL | 0- 0 | 0- 0 | 0- 0 | | | | |
| 13- 5 | 0- 0 | 0- 0 | CONFERENCE | 1- 3 | 2- 0 | 10- 2 | | | | |
| 8- 1 | 0- 0 | 0- 0 | HOME | 1- 1 | 1- 0 | 6- 0 | | | | |
| 5- 4 | 0- 0 | 0- 0 | AWAY | 0- 2 | 1- 0 | 4- 2 | | | | |
| 0- 0 | 0- 0 | 0- 0 | NEUTRAL | 0- 0 | 0- 0 | 0- 0 | | | | |

| RPI 1-25 | | | | RPI 26-50 | | | | RPI 51-100 | | | | RPI 101+ | | | | Team's RPI: 126 | |
|---------------------------|---|----------|-------|-----------|---|------------------|-------|------------|---|------------|-------|---------------|-----|----------|------------------|-----------------|----|
| RPI | S | Opponent | Score | RPI | S | Opponent | Score | RPI | S | Opponent | Score | RPI | S | Opponent | Score | | |
| | | | | | | | | 58 | H | California | 67 | 74 | 102 | A | Washington St. | 69 | 85 |
| | | | | | | | | 69 | H | Boise St. | 78 | 83 | 128 | H | Northern Colo. | 75 | 65 |
| | | | | | | | | 70 | H | Utah | 62 | 63 | 140 | A | San Francisco | 64 | 62 |
| | | | | | | | | 77 | A | Gonzaga | 58 | 59 | 140 | H | San Francisco | 75 | 72 |
| | | | | | | | | 77 | H | Gonzaga | 75 | 79 | 146 | A | Northeastern | 77 | 53 |
| | | | | | | | | 86 | A | BYU | 65 | 70 | 159 | A | Santa Clara | 73 | 58 |
| | | | | | | | | 86 | H | BYU | 64 | 58 | 159 | H | Santa Clara | 55 | 53 |
| | | | | | | | | 96 | A | UC Davis | 66 | 68 | 163 | A | Boston College | 62 | 54 |
| | | | | | | | | | | | | | 166 | H | CSUN | 61 | 73 |
| | | | | | | | | | | | | | 198 | A | San Jose St. | 85 | 64 |
| | | | | | | | | | | | | | 205 | A | Loyola Marymount | 57 | 72 |
| | | | | | | | | | | | | | 205 | H | Loyola Marymount | 74 | 59 |
| | | | | | | | | | | | | | 220 | A | San Diego | 71 | 73 |
| | | | | | | | | | | | | | 220 | H | San Diego | 77 | 65 |
| | | | | | | | | | | | | | 251 | A | Pacific | 63 | 54 |
| | | | | | | | | | | | | | 251 | H | Pacific | 82 | 74 |
| | | | | | | | | | | | | | 256 | A | Cal Poly | 79 | 71 |
| | | | | | | | | | | | | | 271 | A | Portland | 75 | 65 |
| | | | | | | | | | | | | | 271 | H | Portland | 92 | 76 |
| | | | | | | | | | | | | | 303 | A | Pepperdine | 81 | 60 |
| | | | | | | | | | | | | | 303 | H | Pepperdine | 84 | 57 |
| LAST 12 Division I GAMES: | | | | | | | | | | | | | | | | | |
| | | | | 159 | A | Santa Clara | 73 | 58 | | 220 | H | San Diego | 77 | 65 | | | |
| | | | | 303 | H | Pepperdine | 84 | 57 | | 251 | H | Pacific | 82 | 74 | | | |
| | | | | 86 | H | BYU | 64 | 58 | | 159 | H | Santa Clara | 55 | 53 | | | |
| | | | | 205 | A | Loyola Marymount | 57 | 72 | | 140 | A | San Francisco | 64 | 62 | | | |
| | | | | 77 | A | Gonzaga | 58 | 59 | | 303 | A | Pepperdine | 81 | 60 | | | |
| | | | | 271 | A | Portland | 75 | 65 | | 251 | A | Pacific | 63 | 54 | | | |

Non-Div I Games:

St. Mary's (CA)

■ Loss,
 ■ Non-Conf,
 ■ S Site,
 ■ Home
 ■ A Away
 N Neutral

| | | | | | | | | | | |
|-------------------|----------|-----------|----------------|------------|-------------|---------------|------|------|-------|-----------|
| Average RPI Win: | 98 | WON-LOST | WINNING | LAST 10 | STRENGTH OF | OPP. STRENGTH | TEAM | ADJ. | CONF. | ADJ CONF. |
| Average RPI Loss: | 24 | RECORD | PCT. RANK | GAMES | SCHEDULE | OF SCHEDULE | RPI | RPI | RPI | RPI |
| DIV. I ONLY | 24- 5 | 13 | 8- 2 | 6 | 21 | 9 | 9 | 1 | 1 | |
| DIV. I NON-CONF. | 10- 2 | 32 | 0- 0 | 25 | 102 | 10 | 10 | 1 | 1 | |
| TOTALS | RPI 1-25 | RPI 26-50 | W-L RECORDS | RPI 51-100 | RPI 101-150 | RPI 150+ | | | | |
| 24- 5 | 2- 4 | 4- 0 | OVERALL | 9- 1 | 5- 0 | 4- 0 | | | | |
| 12- 3 | 1- 2 | 2- 0 | HOME | 5- 1 | 2- 0 | 2- 0 | | | | |
| 9- 2 | 1- 2 | 2- 0 | AWAY | 3- 0 | 2- 0 | 1- 0 | | | | |
| 3- 0 | 0- 0 | 0- 0 | NEUTRAL | 1- 0 | 1- 0 | 1- 0 | | | | |
| 10- 2 | 1- 1 | 1- 0 | NON-CONFERENCE | 2- 1 | 2- 0 | 4- 0 | | | | |
| 5- 1 | 1- 0 | 0- 0 | HOME | 1- 1 | 1- 0 | 2- 0 | | | | |
| 2- 1 | 0- 1 | 1- 0 | AWAY | 0- 0 | 0- 0 | 1- 0 | | | | |
| 3- 0 | 0- 0 | 0- 0 | NEUTRAL | 1- 0 | 1- 0 | 1- 0 | | | | |
| 14- 3 | 1- 3 | 3- 0 | CONFERENCE | 7- 0 | 3- 0 | 0- 0 | | | | |
| 7- 2 | 0- 2 | 2- 0 | HOME | 4- 0 | 1- 0 | 0- 0 | | | | |
| 7- 1 | 1- 1 | 1- 0 | AWAY | 3- 0 | 2- 0 | 0- 0 | | | | |
| 0- 0 | 0- 0 | 0- 0 | NEUTRAL | 0- 0 | 0- 0 | 0- 0 | | | | |

| RPI | S | Opponent | Score | RPI | S | Opponent | Score | RPI | S | Opponent | Score | RPI | S | Opponent | Score |
|---------------------------|---|------------|-------|-----|---|---------------------|-------|-----|---|---------------------|-------|-----|---|-----------------|--------|
| 5 | A | Oregon St. | 47 50 | 28 | A | Arizona St. | 64 57 | 58 | A | California | 72 66 | 102 | A | Washington St. | 76 54 |
| 5 | H | Oregon St. | 69 72 | 28 | H | Arizona St. | 66 56 | 58 | H | California | 72 54 | 125 | A | Arizona | 77 55 |
| 7 | A | Washington | 72 68 | 37 | H | Oregon | 81 60 | 67 | H | Southern California | 58 42 | 125 | H | Arizona | 73 46 |
| 11 | H | UCLA | 76 85 | 48 | A | George Washington | 71 52 | 70 | A | Utah | 77 58 | 132 | H | Yale | 102 44 |
| 13 | H | Texas | 71 59 | | | | | 70 | H | Utah | 87 51 | 146 | N | Northeastern | 74 45 |
| 23 | A | Tennessee | 51 59 | | | | | 77 | H | Gonzaga | 63 68 | 166 | H | CSUN | 88 54 |
| | | | | | | | | 83 | N | Purdue | 78 69 | 199 | N | Wichita St. | 87 39 |
| | | | | | | | | 87 | A | Colorado | 84 70 | 256 | H | Cal Poly | 83 55 |
| | | | | | | | | 87 | H | Colorado | 64 51 | 265 | A | CSU Bakersfield | 77 56 |
| | | | | | | | | 96 | H | UC Davis | 68 42 | | | | |
| LAST 12 Division I GAMES: | | | | | | | | | | | | | | | |
| 5 | A | Oregon St. | 47 50 | 67 | H | Southern California | 58 42 | | | | | | | | |
| 58 | H | California | 72 54 | 7 | A | Washington | 72 68 | | | | | | | | |
| 58 | A | California | 72 66 | 102 | A | Washington St. | 76 54 | | | | | | | | |
| 70 | H | Utah | 87 51 | 28 | H | Arizona St. | 66 56 | | | | | | | | |
| 87 | H | Colorado | 64 51 | 125 | H | Arizona | 73 46 | | | | | | | | |
| 11 | H | UCLA | 76 85 | 87 | A | Colorado | 84 70 | | | | | | | | |

Non-Div I Games:

Stanford

■ Loss,
 ■ Non-Conf, S Site,
 ■ Home
 ■ Away
 N Neutral

| | | | | | | | | | | |
|-------------------|----------|-----------|----------------|------------|-------------|---------------|------|------|-------|-----------|
| Average RPI Win: | 248 | WON-LOST | WINNING | LAST 10 | STRENGTH OF | OPP. STRENGTH | TEAM | ADJ. | CONF. | ADJ CONF. |
| Average RPI Loss: | 126 | RECORD | PCT. RANK | GAMES | SCHEDULE | OF SCHEDULE | RPI | RPI | RPI | RPI |
| DIV. I ONLY | 21- 5 | 19 | 10- 0 | 279 | 266 | 99 | 99 | 25 | 25 | |
| DIV. I NON-CONF. | 8- 4 | 97 | 0- 0 | 226 | 287 | 127 | 127 | 24 | 24 | |
| TOTALS | RPI 1-25 | RPI 26-50 | W-L RECORDS | RPI 51-100 | RPI 101-150 | RPI 150+ | | | | |
| 21- 5 | 0- 0 | 0- 1 | OVERALL | 2- 1 | 1- 1 | 18- 2 | | | | |
| 10- 2 | 0- 0 | 0- 0 | HOME | 1- 0 | 0- 1 | 9- 1 | | | | |
| 9- 3 | 0- 0 | 0- 1 | AWAY | 1- 1 | 1- 0 | 7- 1 | | | | |
| 2- 0 | 0- 0 | 0- 0 | NEUTRAL | 0- 0 | 0- 0 | 2- 0 | | | | |
| 8- 4 | 0- 0 | 0- 1 | NON-CONFERENCE | 0- 1 | 0- 0 | 8- 2 | | | | |
| 4- 1 | 0- 0 | 0- 0 | HOME | 0- 0 | 0- 0 | 4- 1 | | | | |
| 2- 3 | 0- 0 | 0- 1 | AWAY | 0- 1 | 0- 0 | 2- 1 | | | | |
| 2- 0 | 0- 0 | 0- 0 | NEUTRAL | 0- 0 | 0- 0 | 2- 0 | | | | |
| 13- 1 | 0- 0 | 0- 0 | CONFERENCE | 2- 0 | 1- 1 | 10- 0 | | | | |
| 6- 1 | 0- 0 | 0- 0 | HOME | 1- 0 | 0- 1 | 5- 0 | | | | |
| 7- 0 | 0- 0 | 0- 0 | AWAY | 1- 0 | 1- 0 | 5- 0 | | | | |
| 0- 0 | 0- 0 | 0- 0 | NEUTRAL | 0- 0 | 0- 0 | 0- 0 | | | | |

| RPI 1-25 | | | RPI 26-50 | | | RPI 51-100 | | | Team's RPI: 99 | RPI 101+ | | |
|---------------------------|---|----------|-----------|-----|---|--------------|-------|-----|----------------|---------------|-------|-----------------|
| RPI | S | Opponent | Score | RPI | S | Opponent | Score | RPI | S | Opponent | Score | |
| | | | | 35 | A | South Fla. | 60 74 | 84 | A | Chattanooga | 55 66 | |
| | | | | | | | | 95 | A | Jacksonville | 65 49 | |
| | | | | | | | | 95 | H | Jacksonville | 57 47 | |
| | | | | | | | | | | 106 | A | FGCU |
| | | | | | | | | | | 106 | H | FGCU |
| | | | | | | | | | | 153 | A | Arkansas |
| | | | | | | | | | | 185 | H | Bethune-Cookman |
| | | | | | | | | | | 196 | N | Robert Morris |
| | | | | | | | | | | 202 | H | SIUE |
| | | | | | | | | | | 230 | N | Weber St. |
| | | | | | | | | | | 236 | A | High Point |
| | | | | | | | | | | 252 | H | Tennessee St. |
| | | | | | | | | | | 274 | A | Kennesaw St. |
| | | | | | | | | | | 274 | H | Kennesaw St. |
| | | | | | | | | | | 285 | A | Northern Ky. |
| | | | | | | | | | | 291 | A | North Florida |
| | | | | | | | | | | 291 | H | North Florida |
| | | | | | | | | | | 292 | H | Eastern Ill. |
| | | | | | | | | | | 296 | A | Lipscomb |
| | | | | | | | | | | 296 | H | Lipscomb |
| | | | | | | | | | | 301 | H | Valparaiso |
| | | | | | | | | | | 313 | A | NJIT |
| | | | | | | | | | | 313 | H | NJIT |
| | | | | | | | | | | 321 | A | USC Upstate |
| | | | | | | | | | | 321 | H | USC Upstate |
| LAST 12 Division I GAMES: | | | | | | | | | | | | |
| | | | | 106 | A | FGCU | 67 64 | 291 | A | North Florida | 62 44 | |
| | | | | 321 | A | USC Upstate | 77 55 | 95 | A | Jacksonville | 65 49 | |
| | | | | 313 | A | NJIT | 60 37 | 291 | H | North Florida | 68 44 | |
| | | | | 274 | H | Kennesaw St. | 60 43 | 313 | H | NJIT | 77 43 | |
| | | | | 296 | H | Lipscomb | 66 60 | 321 | H | USC Upstate | 80 68 | |
| | | | | 95 | H | Jacksonville | 57 47 | 296 | A | Lipscomb | 91 66 | |

Non-Div I Games: Palm Beach Atl. 89 50 Webber Int'l 92 54 Warner 100 34

Stetson

| | | | | | | | | | |
|------------------------------|---------------|------------|----------------|-------------|---------------|------------|------------|-----------|-----------|
| Average RPI Win: 250 | WON-LOST | WINNING | LAST 10 | STRENGTH OF | OPP. STRENGTH | TEAM | ADJ. | CONF. | ADJ CONF. |
| Average RPI Loss: 162 | RECORD | PCT. RANK | GAMES | SCHEDULE | OF SCHEDULE | RPI | RPI | RPI | RPI |
| DIV. I ONLY | 11- 16 | 226 | 3- 7 | 252 | 240 | 248 | 248 | 22 | 22 |
| DIV. I NON-CONF. | 6- 6 | 165 | 0- 0 | 290 | 265 | 221 | 221 | 22 | 22 |
| TOTALS | RPI 1-25 | RPI 26-50 | W-L RECORDS | RPI 51-100 | RPI 101-150 | RPI 150+ | | | |
| 11- 16 | 0- 0 | 0- 2 | OVERALL | 0- 2 | 2- 3 | 9- 9 | | | |
| 6- 6 | 0- 0 | 0- 1 | HOME | 0- 1 | 2- 1 | 4- 3 | | | |
| 4- 9 | 0- 0 | 0- 0 | AWAY | 0- 1 | 0- 2 | 4- 6 | | | |
| 1- 1 | 0- 0 | 0- 1 | NEUTRAL | 0- 0 | 0- 0 | 1- 0 | | | |
| 6- 6 | 0- 0 | 0- 2 | NON-CONFERENCE | 0- 0 | 1- 0 | 5- 4 | | | |
| 3- 2 | 0- 0 | 0- 1 | HOME | 0- 0 | 1- 0 | 2- 1 | | | |
| 2- 3 | 0- 0 | 0- 0 | AWAY | 0- 0 | 0- 0 | 2- 3 | | | |
| 1- 1 | 0- 0 | 0- 1 | NEUTRAL | 0- 0 | 0- 0 | 1- 0 | | | |
| 5- 10 | 0- 0 | 0- 0 | CONFERENCE | 0- 2 | 1- 3 | 4- 5 | | | |
| 3- 4 | 0- 0 | 0- 0 | HOME | 0- 1 | 1- 1 | 2- 2 | | | |
| 2- 6 | 0- 0 | 0- 0 | AWAY | 0- 1 | 0- 2 | 2- 3 | | | |
| 0- 0 | 0- 0 | 0- 0 | NEUTRAL | 0- 0 | 0- 0 | 0- 0 | | | |

| RPI 1-25 | | | | RPI 26-50 | | | | RPI 51-100 | | | | RPI 101+ | | | | Team's RPI: 248 | |
|---------------------------|---|----------|-------|-----------|---|--------------|-------|------------|---|---------------|-------|----------|---|-------------------|-------|-----------------|--|
| RPI | S | Opponent | Score | RPI | S | Opponent | Score | RPI | S | Opponent | Score | RPI | S | Opponent | Score | | |
| | | | | 31 | H | Syracuse | 60 78 | 76 | A | New Hampshire | 46 49 | 112 | H | Cornell | 66 65 | | |
| | | | | 44 | N | Indiana | 60 74 | 76 | H | New Hampshire | 45 56 | 133 | A | Albany (NY) | 54 64 | | |
| | | | | | | | | | | | | 133 | H | Albany (NY) | 57 75 | | |
| | | | | | | | | | | | | 137 | A | Maine | 71 78 | | |
| | | | | | | | | | | | | 137 | H | Maine | 55 41 | | |
| | | | | | | | | | | | | 151 | A | Iona | 46 57 | | |
| | | | | | | | | | | | | 172 | H | Columbia | 55 53 | | |
| | | | | | | | | | | | | 177 | A | Hartford | 52 65 | | |
| | | | | | | | | | | | | 177 | H | Hartford | 40 62 | | |
| | | | | | | | | | | | | 189 | H | Hofstra | 64 67 | | |
| | | | | | | | | | | | | 206 | A | Binghamton | 74 59 | | |
| | | | | | | | | | | | | 206 | H | Binghamton | 40 48 | | |
| | | | | | | | | | | | | 207 | A | UMBC | 61 67 | | |
| | | | | | | | | | | | | 207 | H | UMBC | 51 37 | | |
| | | | | | | | | | | | | 239 | A | St. Bonaventure | 37 51 | | |
| | | | | | | | | | | | | 269 | A | Manhattan | 55 50 | | |
| | | | | | | | | | | | | 284 | A | Vermont | 43 53 | | |
| | | | | | | | | | | | | 315 | H | UMKC | 57 55 | | |
| | | | | | | | | | | | | 318 | A | Central Conn. St. | 64 59 | | |
| | | | | | | | | | | | | 330 | N | Florida A&M | 80 49 | | |
| | | | | | | | | | | | | 332 | A | LIU Brooklyn | 48 58 | | |
| | | | | | | | | | | | | 343 | A | UMass Lowell | 86 44 | | |
| | | | | | | | | | | | | 343 | H | UMass Lowell | 83 53 | | |
| LAST 12 Division I GAMES: | | | | | | | | | | | | | | | | | |
| | | | | 207 | H | UMBC | 51 37 | 76 | H | New Hampshire | 45 56 | | | | | | |
| | | | | 206 | A | Binghamton | 74 59 | 284 | A | Vermont | 43 53 | | | | | | |
| | | | | 177 | H | Hartford | 40 62 | 207 | A | UMBC | 61 67 | | | | | | |
| | | | | 137 | A | Maine | 71 78 | 206 | H | Binghamton | 40 48 | | | | | | |
| | | | | 343 | A | UMass Lowell | 86 44 | 177 | A | Hartford | 52 65 | | | | | | |
| | | | | 133 | H | Albany (NY) | 57 75 | 343 | H | UMass Lowell | 83 53 | | | | | | |

Non-Div I Games: Molloy 62 53

Stony Brook

| | | | | | | | | | | |
|-------------------|----------|-----------|----------------|------------|-------------|---------------|------|------|-------|-----------|
| Average RPI Win: | 143 | WON-LOST | WINNING | LAST 10 | STRENGTH OF | OPP. STRENGTH | TEAM | ADJ. | CONF. | ADJ CONF. |
| Average RPI Loss: | 24 | RECORD | PCT. RANK | GAMES | SCHEDULE | OF SCHEDULE | RPI | RPI | RPI | RPI |
| DIV. I ONLY | 19- 9 | 81 | 6- 4 | 36 | 32 | 31 | 31 | 3 | 3 | |
| DIV. I NON-CONF. | 9- 4 | 85 | 0- 0 | 94 | 79 | 78 | 78 | 4 | 4 | |
| TOTALS | RPI 1-25 | RPI 26-50 | W-L RECORDS | RPI 51-100 | RPI 101-150 | RPI 150+ | | | | |
| 19- 9 | 1- 7 | 4- 0 | OVERALL | 2- 2 | 4- 0 | 8- 0 | | | | |
| 13- 1 | 1- 1 | 3- 0 | HOME | 1- 0 | 2- 0 | 6- 0 | | | | |
| 4- 5 | 0- 3 | 0- 0 | AWAY | 1- 2 | 1- 0 | 2- 0 | | | | |
| 2- 3 | 0- 3 | 1- 0 | NEUTRAL | 0- 0 | 1- 0 | 0- 0 | | | | |
| 9- 4 | 0- 3 | 2- 0 | NON-CONFERENCE | 0- 1 | 1- 0 | 6- 0 | | | | |
| 6- 0 | 0- 0 | 1- 0 | HOME | 0- 0 | 0- 0 | 5- 0 | | | | |
| 1- 1 | 0- 0 | 0- 0 | AWAY | 0- 1 | 0- 0 | 1- 0 | | | | |
| 2- 3 | 0- 3 | 1- 0 | NEUTRAL | 0- 0 | 1- 0 | 0- 0 | | | | |
| 10- 5 | 1- 4 | 2- 0 | CONFERENCE | 2- 1 | 3- 0 | 2- 0 | | | | |
| 7- 1 | 1- 1 | 2- 0 | HOME | 1- 0 | 2- 0 | 1- 0 | | | | |
| 3- 4 | 0- 3 | 0- 0 | AWAY | 1- 1 | 1- 0 | 1- 0 | | | | |
| 0- 0 | 0- 0 | 0- 0 | NEUTRAL | 0- 0 | 0- 0 | 0- 0 | | | | |

| RPI | S | Opponent | Score | RPI | S | Opponent | Score | Team's RPI: 31 | RPI | S | Opponent | Score | RPI | S | Opponent | Score |
|---------------------------|---|----------------|--------|-----|---|--------------------|-------|----------------|-----|---|--------------------|-------|-----|---|----------------|--------|
| 2 | H | Notre Dame | 80 85 | 38 | H | North Carolina St. | 85 75 | | 53 | A | Georgia Tech | 66 75 | 111 | H | North Carolina | 95 64 |
| 8 | A | Duke | 55 72 | 39 | H | Michigan St. | 75 64 | | 64 | A | Drexel | 61 62 | 118 | A | Clemson | 88 62 |
| 10 | A | Florida St. | 58 77 | 47 | H | Virginia | 54 49 | | 72 | H | Wake Forest | 85 64 | 119 | N | Old Dominion | 92 66 |
| 12 | A | Louisville | 76 91 | 48 | N | George Washington | 74 71 | | 92 | A | Virginia Tech | 82 72 | 141 | H | Pittsburgh | 93 65 |
| 16 | H | Miami (FL) | 81 48 | | | | | | | | | | 163 | A | Boston College | 72 45 |
| 17 | N | DePaul | 84 108 | | | | | | | | | | 163 | H | Boston College | 79 52 |
| 24 | N | Texas A&M | 84 105 | | | | | | | | | | 176 | H | Siena | 102 65 |
| 25 | N | Ohio St. | 72 77 | | | | | | | | | | 240 | H | Niagara | 109 60 |
| LAST 12 Division I GAMES: | | | | | | | | | | | | | | | | |
| 72 | H | Wake Forest | 85 64 | 92 | A | Virginia Tech | 82 72 | | 16 | H | Miami (FL) | 81 48 | | | | |
| 2 | H | Notre Dame | 80 85 | 10 | A | Florida St. | 58 77 | | 53 | A | Georgia Tech | 66 75 | | | | |
| 111 | H | North Carolina | 95 64 | 38 | H | North Carolina St. | 85 75 | | 38 | H | North Carolina St. | 85 75 | | | | |
| 8 | A | Duke | 55 72 | 163 | A | Boston College | 72 45 | | 141 | H | Boston College | 79 52 | | | | |
| 141 | H | Pittsburgh | 93 65 | | | | | | | | | | | | | |

Non-Div I Games:

Syracuse

■ Loss,
■ Non-Conf,
■ S Site,
■ Home
■ A Away
N Neutral

T
C
U

| TCU | | | | Through Games Of Feb. 25, 2017 | | | | | | |
|-------------------|----------|-----------|-----------|--------------------------------|-------------|---------------|------|-------------|-------|-----------|
| Average RPI Win: | 210 | WON-LOST | WINNING | LAST 10 | STRENGTH OF | OPP. STRENGTH | TEAM | ADJ. | CONF. | ADJ CONF. |
| Average RPI Loss: | 29 | RECORD | PCT. RANK | GAMES | SCHEDULE | OF SCHEDULE | RPI | RPI | RPI | RPI |
| DIV. I ONLY | 12- 16 | 216 | 3- 7 | 53 | 30 | 144 | 144 | 4 | 4 | |
| DIV. I NON-CONF. | 8- 3 | 67 | 0- 0 | 207 | 181 | 128 | 128 | 3 | 3 | |
| <hr/> | | | | | | | | | | |
| TOTALS | RPI 1-25 | RPI 26-50 | | W-L RECORDS | | RPI 51-100 | | RPI 101-150 | | RPI 150+ |
| 12- 16 | 0- 10 | 0- 1 | | OVERALL | | 3- 5 | | 0- 0 | | 9- 0 |
| 11- 7 | 0- 5 | 0- 0 | | HOME | | 3- 2 | | 0- 0 | | 8- 0 |
| 1- 9 | 0- 5 | 0- 1 | | AWAY | | 0- 3 | | 0- 0 | | 1- 0 |
| 0- 0 | 0- 0 | 0- 0 | | NEUTRAL | | 0- 0 | | 0- 0 | | 0- 0 |
| <hr/> | | | | | | | | | | |
| 8- 3 | 0- 2 | 0- 1 | | NON-CONFERENCE | | 1- 0 | | 0- 0 | | 7- 0 |
| 8- 1 | 0- 1 | 0- 0 | | HOME | | 1- 0 | | 0- 0 | | 7- 0 |
| 0- 2 | 0- 1 | 0- 1 | | AWAY | | 0- 0 | | 0- 0 | | 0- 0 |
| 0- 0 | 0- 0 | 0- 0 | | NEUTRAL | | 0- 0 | | 0- 0 | | 0- 0 |
| <hr/> | | | | | | | | | | |
| 4- 13 | 0- 8 | 0- 0 | | CONFERENCE | | 2- 5 | | 0- 0 | | 2- 0 |
| 3- 6 | 0- 4 | 0- 0 | | HOME | | 2- 2 | | 0- 0 | | 1- 0 |
| 1- 7 | 0- 4 | 0- 0 | | AWAY | | 0- 3 | | 0- 0 | | 1- 0 |
| 0- 0 | 0- 0 | 0- 0 | | NEUTRAL | | 0- 0 | | 0- 0 | | 0- 0 |

T
C
U

| RPI 1-25 | | | | RPI 26-50 | | | | RPI 51-100 | | | | RPI 101+ Team's RPI: 144 | | | |
|---------------------------|---|---------------|-------|-----------|---|------------|-------|------------|---|---------------|-------|--------------------------|---|-----------------|-------|
| RPI | S | Opponent | Score | RPI | S | Opponent | Score | RPI | S | Opponent | Score | RPI | S | Opponent | Score |
| 2 | A | Notre Dame | 59 92 | 33 | A | LSU | 61 67 | 54 | A | Iowa St. | 69 72 | 170 | A | Kansas | 80 68 |
| 6 | A | Baylor | 54 77 | | | | | 54 | H | Iowa St. | 80 75 | 170 | H | Kansas | 83 68 |
| 6 | H | Baylor | 73 91 | | | | | 59 | A | West Virginia | 73 77 | 201 | H | Grambling | 83 47 |
| 13 | A | Texas | 54 83 | | | | | 59 | H | West Virginia | 61 83 | 203 | H | Texas Southern | 77 48 |
| 13 | H | Texas | 69 77 | | | | | 65 | A | Oklahoma St. | 70 88 | 263 | H | Butler | 73 47 |
| 15 | A | Oklahoma | 72 87 | | | | | 65 | H | Oklahoma St. | 67 82 | 289 | H | McNeese | 74 70 |
| 15 | H | Oklahoma | 64 73 | | | | | 93 | H | SMU | 76 67 | 305 | H | Alcorn | 95 39 |
| 19 | A | Kansas St. | 63 74 | | | | | 100 | H | Texas Tech | 76 62 | 331 | H | Incarnate Word | 88 40 |
| 19 | H | Kansas St. | 65 68 | | | | | | | | | 338 | H | Sam Houston St. | 81 37 |
| 24 | H | Texas A&M | 67 75 | | | | | | | | | | | | |
| <hr/> | | | | | | | | | | | | | | | |
| LAST 12 Division I GAMES: | | | | | | | | | | | | | | | |
| 15 | H | Oklahoma | 64 73 | 170 | A | Kansas | 80 68 | | | | | | | | |
| 59 | A | West Virginia | 73 77 | 54 | A | Iowa St. | 69 72 | | | | | | | | |
| 19 | H | Kansas St. | 65 68 | 13 | H | Texas | 69 77 | | | | | | | | |
| 65 | A | Oklahoma St. | 70 88 | 170 | H | Kansas | 83 68 | | | | | | | | |
| 6 | H | Baylor | 73 91 | 19 | A | Kansas St. | 63 74 | | | | | | | | |
| 100 | H | Texas Tech | 76 62 | 54 | H | Iowa St. | 80 75 | | | | | | | | |

Non-Div I Games:

TCU

Loss, Non-Conf, S Site, H Home A Away N Neutral

| | | | | | | | | | |
|----------------------|----------|-----------|----------------|-------------|---------------|----------|------|-------|-----------|
| Average RPI Win: 134 | WON-LOST | WINNING | LAST 10 | STRENGTH OF | OPP. STRENGTH | TEAM | ADJ. | CONF. | ADJ CONF. |
| Average RPI Loss: 56 | RECORD | PCT. RANK | GAMES | SCHEDULE | OF SCHEDULE | RPI | RPI | RPI | RPI |
| DIV. I ONLY | 22- 6 | 26 | 7- 3 | 54 | 45 | 20 | 20 | 5 | 5 |
| DIV. I NON-CONF. | 10- 3 | 54 | 1- 0 | 67 | 61 | 26 | 26 | 5 | 5 |
| TOTALS | RPI 1-25 | RPI 26-50 | W-L RECORDS | RPI 51-100 | RPI 101-150 | RPI 150+ | | | |
| 22- 6 | 1- 2 | 2- 2 | OVERALL | 5- 1 | 2- 0 | 12- 1 | | | |
| 11- 2 | 1- 1 | 1- 1 | HOME | 2- 0 | 1- 0 | 6- 0 | | | |
| 11- 3 | 0- 1 | 1- 1 | AWAY | 3- 0 | 1- 0 | 6- 1 | | | |
| 0- 1 | 0- 0 | 0- 0 | NEUTRAL | 0- 1 | 0- 0 | 0- 0 | | | |
| 10- 3 | 1- 0 | 1- 1 | NON-CONFERENCE | 2- 1 | 1- 0 | 5- 1 | | | |
| 5- 0 | 1- 0 | 1- 0 | HOME | 0- 0 | 0- 0 | 3- 0 | | | |
| 5- 2 | 0- 0 | 0- 1 | AWAY | 2- 0 | 1- 0 | 2- 1 | | | |
| 0- 1 | 0- 0 | 0- 0 | NEUTRAL | 0- 1 | 0- 0 | 0- 0 | | | |
| 12- 3 | 0- 2 | 1- 1 | CONFERENCE | 3- 0 | 1- 0 | 7- 0 | | | |
| 6- 2 | 0- 1 | 0- 1 | HOME | 2- 0 | 1- 0 | 3- 0 | | | |
| 6- 1 | 0- 1 | 1- 0 | AWAY | 1- 0 | 0- 0 | 4- 0 | | | |
| 0- 0 | 0- 0 | 0- 0 | NEUTRAL | 0- 0 | 0- 0 | 0- 0 | | | |

| RPI 1-25 | | | | RPI 26-50 | | | | RPI 51-100 | | | | RPI 101+ | | | |
|---------------------------|---|---------------|-------|-----------|---|------------|-------|------------|---|-----------|-------|----------|---|----------------|-------|
| RPI | S | Opponent | Score | RPI | S | Opponent | Score | RPI | S | Opponent | Score | RPI | S | Opponent | Score |
| 1 | A | UConn | 45 90 | 30 | A | Harvard | 62 73 | 55 | A | Tulane | 76 50 | 109 | A | Saint Joseph's | 86 70 |
| 1 | H | UConn | 69 97 | 35 | A | South Fla. | 77 71 | 55 | H | Tulane | 86 71 | 143 | H | Cincinnati | 88 64 |
| 17 | H | DePaul | 84 74 | 35 | H | South Fla. | 51 55 | 56 | A | Villanova | 83 48 | 155 | A | Memphis | 73 67 |
| | | | | 43 | H | Quinnipiac | 71 68 | 74 | A | Penn | 63 53 | 155 | H | Memphis | 66 51 |
| | | | | | | | | 80 | N | Florida | 76 83 | 164 | A | Tulsa | 58 49 |
| | | | | | | | | 93 | H | SMU | 66 52 | 164 | H | Tulsa | 70 43 |
| | | | | | | | | | | | | 165 | A | East Carolina | 76 43 |
| | | | | | | | | | | | | 165 | H | East Carolina | 78 47 |
| | | | | | | | | | | | | 167 | H | La Salle | 86 70 |
| | | | | | | | | | | | | 171 | A | Houston | 69 57 |
| | | | | | | | | | | | | 181 | H | Fairfield | 73 59 |
| | | | | | | | | | | | | 186 | A | Hampton | 65 71 |
| | | | | | | | | | | | | 212 | A | Rutgers | 48 37 |
| | | | | | | | | | | | | 274 | A | Kennesaw St. | 79 38 |
| | | | | | | | | | | | | 284 | H | Vermont | 53 39 |
| LAST 12 Division I GAMES: | | | | | | | | | | | | | | | |
| 143 | H | Cincinnati | 88 64 | 55 | A | Tulane | 76 50 | | | | | | | | |
| 1 | A | UConn | 45 90 | 1 | H | UConn | 69 97 | | | | | | | | |
| 35 | A | South Fla. | 77 71 | 35 | H | South Fla. | 51 55 | | | | | | | | |
| 93 | H | SMU | 66 52 | 74 | A | Penn | 63 53 | | | | | | | | |
| 165 | A | East Carolina | 76 43 | 155 | H | Memphis | 66 51 | | | | | | | | |
| 164 | H | Tulsa | 70 43 | 171 | A | Houston | 69 57 | | | | | | | | |

Non-Div I Games:

Temple

Tennessee

Through Games Of Feb. 25, 2017

| Average RPI Win: | 97 | WON-LOST | WINNING | LAST 10 | STRENGTH OF | OPP. STRENGTH | TEAM | ADJ. | CONF. | ADJ CONF. |
|-------------------|----------|-----------|----------------|------------|-------------|---------------|------|------|-------|-----------|
| Average RPI Loss: | 59 | RECORD | PCT. RANK | GAMES | SCHEDULE | OF SCHEDULE | RPI | RPI | RPI | RPI |
| DIV. I ONLY | 18- 10 | 96 | 7- 3 | 4 | 13 | 23 | 23 | 2 | 2 | |
| DIV. I NON-CONF. | 9- 4 | 85 | 1- 0 | 9 | 30 | 14 | 14 | 2 | 2 | |
| TOTALS | RPI 1-25 | RPI 26-50 | W-L RECORDS | RPI 51-100 | RPI 101-150 | RPI 150+ | | | | |
| 18- 10 | 5- 4 | 2- 1 | OVERALL | 4- 3 | 2- 2 | 5- 0 | | | | |
| 13- 3 | 4- 3 | 1- 0 | HOME | 2- 0 | 2- 0 | 4- 0 | | | | |
| 5- 7 | 1- 1 | 1- 1 | AWAY | 2- 3 | 0- 2 | 1- 0 | | | | |
| 0- 0 | 0- 0 | 0- 0 | NEUTRAL | 0- 0 | 0- 0 | 0- 0 | | | | |
| 9- 4 | 2- 2 | 1- 0 | NON-CONFERENCE | 0- 2 | 2- 0 | 4- 0 | | | | |
| 7- 1 | 2- 1 | 0- 0 | HOME | 0- 0 | 2- 0 | 3- 0 | | | | |
| 2- 3 | 0- 1 | 1- 0 | AWAY | 0- 2 | 0- 0 | 1- 0 | | | | |
| 0- 0 | 0- 0 | 0- 0 | NEUTRAL | 0- 0 | 0- 0 | 0- 0 | | | | |
| 9- 6 | 3- 2 | 1- 1 | CONFERENCE | 4- 1 | 0- 2 | 1- 0 | | | | |
| 6- 2 | 2- 2 | 1- 0 | HOME | 2- 0 | 0- 0 | 1- 0 | | | | |
| 3- 4 | 1- 0 | 0- 1 | AWAY | 2- 1 | 0- 2 | 0- 0 | | | | |
| 0- 0 | 0- 0 | 0- 0 | NEUTRAL | 0- 0 | 0- 0 | 0- 0 | | | | |

| RPI | S | Opponent | Score | RPI | S | Opponent | Score | RPI | S | Opponent | Score | RPI | S | Opponent | Score |
|---------------------------|---|-----------------|-------|-----|---|----------------|-------|-----|---|----------------|-------|-----|---|-----------------|--------|
| 2 | H | Notre Dame | 71 69 | 32 | A | James Madison | 81 69 | 79 | A | Penn St. | 56 70 | 115 | H | Troy | 110 84 |
| 3 | H | Mississippi St. | 64 74 | 33 | H | LSU | 77 58 | 80 | A | Florida | 84 75 | 123 | A | Ole Miss | 62 67 |
| 4 | A | South Carolina | 76 74 | 42 | A | Auburn | 61 79 | 80 | H | Florida | 74 70 | 129 | H | Navy | 85 55 |
| 6 | H | Baylor | 66 88 | | | | | 81 | A | Georgia | 78 81 | 130 | A | Alabama | 57 65 |
| 9 | H | Stanford | 59 51 | | | | | 90 | A | Vanderbilt | 70 57 | 153 | H | Arkansas | 59 46 |
| 13 | A | Texas | 67 72 | | | | | 90 | H | Vanderbilt | 91 63 | 195 | A | ETSU | 83 58 |
| 14 | H | Kentucky | 72 65 | | | | | 92 | A | Virginia Tech | 63 67 | 213 | H | Appalachian St. | 92 66 |
| 22 | H | Missouri | 77 66 | | | | | | | | | 227 | H | UNCW | 90 54 |
| 24 | H | Texas A&M | 59 61 | | | | | | | | | 252 | H | Tennessee St. | 86 36 |
| LAST 12 Division I GAMES: | | | | | | | | | | | | | | | |
| 80 | H | Florida | 74 70 | 33 | H | LSU | 77 58 | 4 | A | South Carolina | 76 74 | 80 | A | Florida | 84 75 |
| 153 | H | Arkansas | 59 46 | 4 | A | South Carolina | 76 74 | 90 | H | Vanderbilt | 91 63 | 42 | A | Auburn | 61 79 |
| 130 | A | Alabama | 57 65 | 80 | A | Florida | 84 75 | 2 | H | Notre Dame | 71 69 | | | | |
| 24 | H | Texas A&M | 59 61 | 90 | H | Vanderbilt | 91 63 | | | | | | | | |
| 22 | H | Missouri | 77 66 | 42 | A | Auburn | 61 79 | | | | | | | | |
| 81 | A | Georgia | 78 81 | | | | | | | | | | | | |

Non-Div I Games:

Tennessee

■ Loss,
■ Non-Conf,
■ S Site,
■ H Home
■ A Away
N Neutral

| | | | | | | | | | | |
|-------------------|----------|-----------|----------------|------------|-------------|---------------|------|------|-------|-----------|
| Average RPI Win: | 238 | WON-LOST | WINNING | LAST 10 | STRENGTH OF | OPP. STRENGTH | TEAM | ADJ. | CONF. | ADJ CONF. |
| Average RPI Loss: | 185 | RECORD | PCT. RANK | GAMES | SCHEDULE | OF SCHEDULE | RPI | RPI | RPI | RPI |
| DIV. I ONLY | 9- 16 | 248 | 3- 7 | 214 | 258 | 252 | 252 | 26 | 26 | |
| DIV. I NON-CONF. | 4- 5 | 198 | 0- 0 | 190 | 101 | 150 | 150 | 26 | 26 | |
| TOTALS | RPI 1-25 | RPI 26-50 | W-L RECORDS | RPI 51-100 | RPI 101-150 | RPI 150+ | | | | |
| 9- 16 | 0- 1 | 0- 0 | OVERALL | 1- 4 | 0- 0 | 8- 11 | | | | |
| 6- 3 | 0- 0 | 0- 0 | HOME | 0- 1 | 0- 0 | 6- 2 | | | | |
| 2- 12 | 0- 1 | 0- 0 | AWAY | 1- 3 | 0- 0 | 1- 8 | | | | |
| 1- 1 | 0- 0 | 0- 0 | NEUTRAL | 0- 0 | 0- 0 | 1- 1 | | | | |
| 4- 5 | 0- 1 | 0- 0 | NON-CONFERENCE | 1- 2 | 0- 0 | 3- 2 | | | | |
| 1- 0 | 0- 0 | 0- 0 | HOME | 0- 0 | 0- 0 | 1- 0 | | | | |
| 2- 4 | 0- 1 | 0- 0 | AWAY | 1- 2 | 0- 0 | 1- 1 | | | | |
| 1- 1 | 0- 0 | 0- 0 | NEUTRAL | 0- 0 | 0- 0 | 1- 1 | | | | |
| 5- 11 | 0- 0 | 0- 0 | CONFERENCE | 0- 2 | 0- 0 | 5- 9 | | | | |
| 5- 3 | 0- 0 | 0- 0 | HOME | 0- 1 | 0- 0 | 5- 2 | | | | |
| 0- 8 | 0- 0 | 0- 0 | AWAY | 0- 1 | 0- 0 | 0- 7 | | | | |
| 0- 0 | 0- 0 | 0- 0 | NEUTRAL | 0- 0 | 0- 0 | 0- 0 | | | | |

| RPI 1-25 | | | | RPI 26-50 | | | | RPI 51-100 | | | | RPI 101+ Team's RPI: 252 | | | |
|---------------------------|---|------------------|-------|-----------|---|------------------|-------|------------|---|--------------|-------|--------------------------|---|-------------------|-------|
| RPI | S | Opponent | Score | RPI | S | Opponent | Score | RPI | S | Opponent | Score | RPI | S | Opponent | Score |
| 23 | A | Tennessee | 36 86 | | | | | 60 | A | Belmont | 71 87 | 169 | A | Morehead St. | 74 87 |
| | | | | | | | | 60 | H | Belmont | 60 70 | 169 | H | Morehead St. | 69 66 |
| | | | | | | | | 65 | A | Oklahoma St. | 48 86 | 185 | N | Bethune-Cookman | 69 60 |
| | | | | | | | | 91 | A | UNLV | 48 69 | 188 | A | Xavier | 54 63 |
| | | | | | | | | 99 | A | Stetson | 56 50 | 202 | A | SIUE | 52 73 |
| | | | | | | | | | | | | 211 | N | Wisconsin | 70 80 |
| | | | | | | | | | | | | 234 | H | UT Martin | 85 80 |
| | | | | | | | | | | | | 250 | A | Jacksonville St. | 56 69 |
| | | | | | | | | | | | | 250 | H | Jacksonville St. | 64 51 |
| | | | | | | | | | | | | 253 | A | Austin Peay | 63 79 |
| | | | | | | | | | | | | 264 | A | Murray St. | 72 80 |
| | | | | | | | | | | | | 273 | H | Southeast Mo. St. | 67 75 |
| | | | | | | | | | | | | 275 | A | Tennessee Tech | 59 64 |
| | | | | | | | | | | | | 275 | H | Tennessee Tech | 59 72 |
| | | | | | | | | | | | | 292 | H | Eastern Ill. | 69 58 |
| | | | | | | | | | | | | 293 | A | Eastern Ky. | 62 66 |
| | | | | | | | | | | | | 293 | H | Eastern Ky. | 78 64 |
| | | | | | | | | | | | | 296 | A | Lipscomb | 77 71 |
| | | | | | | | | | | | | 322 | H | Arkansas St. | 76 66 |
| LAST 12 Division I GAMES: | | | | | | | | | | | | | | | |
| 60 | A | Belmont | 71 87 | 292 | H | Eastern Ill. | 69 58 | | | | | | | | |
| 293 | H | Eastern Ky. | 78 64 | 60 | H | Belmont | 60 70 | | | | | | | | |
| 169 | A | Morehead St. | 74 87 | 202 | A | SIUE | 52 73 | | | | | | | | |
| 250 | A | Jacksonville St. | 56 69 | 250 | H | Jacksonville St. | 64 51 | | | | | | | | |
| 275 | H | Tennessee Tech | 59 72 | 275 | A | Tennessee Tech | 59 64 | | | | | | | | |
| 253 | A | Austin Peay | 63 79 | 293 | A | Eastern Ky. | 62 66 | | | | | | | | |

Non-Div I Games: Fisk 97 41

Tennessee St.

| | | | | | | | | | | |
|-------------------|----------|-----------|----------------|------------|-------------|---------------|------|------|-------|-----------|
| Average RPI Win: | 271 | WON-LOST | WINNING | LAST 10 | STRENGTH OF | OPP. STRENGTH | TEAM | ADJ. | CONF. | ADJ CONF. |
| Average RPI Loss: | 176 | RECORD | PCT. RANK | GAMES | SCHEDULE | OF SCHEDULE | RPI | RPI | RPI | RPI |
| DIV. I ONLY | 9- 19 | 266 | 3- 7 | 199 | 294 | 275 | 275 | 26 | 26 | |
| DIV. I NON-CONF. | 2- 10 | 305 | 0- 0 | 201 | 281 | 307 | 307 | 26 | 26 | |
| TOTALS | RPI 1-25 | RPI 26-50 | W-L RECORDS | RPI 51-100 | RPI 101-150 | RPI 150+ | | | | |
| 9- 19 | 0- 0 | 0- 0 | OVERALL | 0- 5 | 0- 3 | 9- 11 | | | | |
| 6- 7 | 0- 0 | 0- 0 | HOME | 0- 2 | 0- 1 | 6- 4 | | | | |
| 3- 12 | 0- 0 | 0- 0 | AWAY | 0- 3 | 0- 2 | 3- 7 | | | | |
| 0- 0 | 0- 0 | 0- 0 | NEUTRAL | 0- 0 | 0- 0 | 0- 0 | | | | |
| 2- 10 | 0- 0 | 0- 0 | NON-CONFERENCE | 0- 3 | 0- 3 | 2- 4 | | | | |
| 1- 4 | 0- 0 | 0- 0 | HOME | 0- 1 | 0- 1 | 1- 2 | | | | |
| 1- 6 | 0- 0 | 0- 0 | AWAY | 0- 2 | 0- 2 | 1- 2 | | | | |
| 0- 0 | 0- 0 | 0- 0 | NEUTRAL | 0- 0 | 0- 0 | 0- 0 | | | | |
| 7- 9 | 0- 0 | 0- 0 | CONFERENCE | 0- 2 | 0- 0 | 7- 7 | | | | |
| 5- 3 | 0- 0 | 0- 0 | HOME | 0- 1 | 0- 0 | 5- 2 | | | | |
| 2- 6 | 0- 0 | 0- 0 | AWAY | 0- 1 | 0- 0 | 2- 5 | | | | |
| 0- 0 | 0- 0 | 0- 0 | NEUTRAL | 0- 0 | 0- 0 | 0- 0 | | | | |

| RPI 1-25 | | | | RPI 26-50 | | | | RPI 51-100 | | | | RPI 101+ Team's RPI: 275 | | | |
|---------------------------|---|------------------|-------|-----------|---|------------------|-------|------------|---|--------------|-------|--------------------------|---|-------------------|-------|
| RPI | S | Opponent | Score | RPI | S | Opponent | Score | RPI | S | Opponent | Score | RPI | S | Opponent | Score |
| | | | | | | | | 60 | A | Belmont | 75 89 | 131 | A | Radford | 46 79 |
| | | | | | | | | 60 | H | Belmont | 66 85 | 139 | H | Wright St. | 54 65 |
| | | | | | | | | 62 | A | IUPUI | 63 77 | 143 | A | Cincinnati | 38 60 |
| | | | | | | | | 75 | H | Middle Tenn. | 62 73 | 169 | A | Morehead St. | 65 79 |
| | | | | | | | | 90 | A | Vanderbilt | 57 89 | 169 | H | Morehead St. | 52 81 |
| | | | | | | | | | | | | 195 | H | ETSU | 76 82 |
| | | | | | | | | | | | | 202 | A | SIUE | 49 60 |
| | | | | | | | | | | | | 215 | H | UNCG | 59 65 |
| | | | | | | | | | | | | 234 | H | UT Martin | 81 71 |
| | | | | | | | | | | | | 250 | A | Jacksonville St. | 44 57 |
| | | | | | | | | | | | | 250 | H | Jacksonville St. | 56 54 |
| | | | | | | | | | | | | 252 | A | Tennessee St. | 72 59 |
| | | | | | | | | | | | | 252 | H | Tennessee St. | 64 59 |
| | | | | | | | | | | | | 253 | H | Austin Peay | 84 87 |
| | | | | | | | | | | | | 254 | A | UNC Asheville | 65 77 |
| | | | | | | | | | | | | 264 | H | Murray St. | 72 54 |
| | | | | | | | | | | | | 273 | A | Southeast Mo. St. | 74 63 |
| | | | | | | | | | | | | 285 | H | Northern Ky. | 55 40 |
| | | | | | | | | | | | | 292 | A | Eastern Ill. | 46 54 |
| | | | | | | | | | | | | 293 | A | Eastern Ky. | 65 78 |
| | | | | | | | | | | | | 293 | H | Eastern Ky. | 53 51 |
| | | | | | | | | | | | | 296 | A | Lipscomb | 69 71 |
| | | | | | | | | | | | | 339 | A | Winthrop | 73 50 |
| LAST 12 Division I GAMES: | | | | | | | | | | | | | | | |
| 293 | A | Eastern Ky. | 65 78 | 234 | H | UT Martin | 81 71 | | | | | | | | |
| 169 | H | Morehead St. | 52 81 | 293 | H | Eastern Ky. | 53 51 | | | | | | | | |
| 250 | A | Jacksonville St. | 44 57 | 169 | A | Morehead St. | 65 79 | | | | | | | | |
| 60 | H | Belmont | 66 85 | 60 | A | Belmont | 75 89 | | | | | | | | |
| 252 | A | Tennessee St. | 72 59 | 252 | H | Tennessee St. | 64 59 | | | | | | | | |
| 292 | A | Eastern Ill. | 46 54 | 250 | H | Jacksonville St. | 56 54 | | | | | | | | |

Non-Div I Games: Tenn. Wesleyan 54 41

Tennessee Tech

| | | | | | | | | | |
|-----------------------------|--------------|------------|----------------|-------------|---------------|-----------|-----------|----------|-----------|
| Average RPI Win: 118 | WON-LOST | WINNING | LAST 10 | STRENGTH OF | OPP. STRENGTH | TEAM | ADJ. | CONF. | ADJ CONF. |
| Average RPI Loss: 13 | RECORD | PCT. RANK | GAMES | SCHEDULE | OF SCHEDULE | RPI | RPI | RPI | RPI |
| DIV. I ONLY | 21- 7 | 41 | 7- 3 | 5 | 4 | 13 | 13 | 4 | 4 |
| DIV. I NON-CONF. | 7- 4 | 114 | 1- 0 | 5 | 17 | 34 | 34 | 3 | 3 |
| TOTALS | RPI 1-25 | RPI 26-50 | W-L RECORDS | RPI 51-100 | RPI 101-150 | RPI 150+ | | | |
| 21- 7 | 5- 6 | 0- 0 | OVERALL | 7- 1 | 2- 0 | 7- 0 | | | |
| 13- 3 | 3- 2 | 0- 0 | HOME | 3- 1 | 1- 0 | 6- 0 | | | |
| 8- 3 | 2- 3 | 0- 0 | AWAY | 4- 0 | 1- 0 | 1- 0 | | | |
| 0- 1 | 0- 1 | 0- 0 | NEUTRAL | 0- 0 | 0- 0 | 0- 0 | | | |
| 7- 4 | 2- 4 | 0- 0 | NON-CONFERENCE | 0- 0 | 0- 0 | 5- 0 | | | |
| 6- 1 | 1- 1 | 0- 0 | HOME | 0- 0 | 0- 0 | 5- 0 | | | |
| 1- 2 | 1- 2 | 0- 0 | AWAY | 0- 0 | 0- 0 | 0- 0 | | | |
| 0- 1 | 0- 1 | 0- 0 | NEUTRAL | 0- 0 | 0- 0 | 0- 0 | | | |
| 14- 3 | 3- 2 | 0- 0 | CONFERENCE | 7- 1 | 2- 0 | 2- 0 | | | |
| 7- 2 | 2- 1 | 0- 0 | HOME | 3- 1 | 1- 0 | 1- 0 | | | |
| 7- 1 | 1- 1 | 0- 0 | AWAY | 4- 0 | 1- 0 | 1- 0 | | | |
| 0- 0 | 0- 0 | 0- 0 | NEUTRAL | 0- 0 | 0- 0 | 0- 0 | | | |

| RPI | S | Opponent | Score |
|-----|---|-----------------|--------------|
| 1 | N | UConn | 54 72 |
| 3 | A | Mississippi St. | 68 79 |
| 4 | H | South Carolina | 67 76 |
| 6 | A | Baylor | 85 79 |
| 6 | H | Baylor | 67 70 |
| 9 | A | Stanford | 59 71 |
| 10 | A | Florida St. | 92 88 |
| 15 | A | Oklahoma | 73 74 |
| 15 | H | Oklahoma | 86 68 |
| 19 | H | Kansas St. | 63 58 |
| 23 | H | Tennessee | 72 67 |

| RPI | S | Opponent | Score |
|-----|---|---------------|--------------|
| 54 | A | Iowa St. | 75 68 |
| 54 | H | Iowa St. | 66 70 |
| 59 | A | West Virginia | 73 63 |
| 59 | H | West Virginia | 69 54 |
| 65 | A | Oklahoma St. | 85 71 |
| 65 | H | Oklahoma St. | 66 35 |
| 100 | A | Texas Tech | 77 57 |
| 100 | H | Texas Tech | 67 47 |

| RPI | S | Opponent | Score |
|-----|---|------------------|-------|
| 144 | A | TCU | 77 69 |
| 144 | H | TCU | 83 54 |
| 170 | A | Kansas | 66 54 |
| 170 | H | Kansas | 75 42 |
| 191 | H | UTSA | 76 43 |
| 214 | H | New Orleans | 80 48 |
| 221 | H | UTRGV | 85 61 |
| 307 | H | Northwestern St. | 86 39 |
| 336 | H | Houston Baptist | 98 46 |

LAST 12 Division I GAMES:

| | | | | | | | |
|-----|---|-------------|--------------|-----|---|---------------|-------|
| 54 | H | Iowa St. | 66 70 | 19 | H | Kansas St. | 63 58 |
| 6 | H | Baylor | 67 70 | 65 | A | Oklahoma St. | 85 71 |
| 15 | A | Oklahoma | 73 74 | 59 | H | West Virginia | 69 54 |
| 10 | A | Florida St. | 92 88 | 144 | A | TCU | 77 69 |
| 170 | H | Kansas | 75 42 | 100 | A | Texas Tech | 77 57 |
| 6 | A | Baylor | 85 79 | 15 | H | Oklahoma | 86 68 |

Non-Div I Games:

Texas

| | | | | | | | | | | |
|-------------------|----------|-----------|----------------|------------|-------------|---------------|------|------|-------|-----------|
| Average RPI Win: | 109 | WON-LOST | WINNING | LAST 10 | STRENGTH OF | OPP. STRENGTH | TEAM | ADJ. | CONF. | ADJ CONF. |
| Average RPI Loss: | 39 | RECORD | PCT. RANK | GAMES | SCHEDULE | OF SCHEDULE | RPI | RPI | RPI | RPI |
| DIV. I ONLY | 19- 9 | 81 | 5- 5 | 12 | 24 | 24 | 24 | 2 | 2 | |
| DIV. I NON-CONF. | 10- 3 | 54 | 0- 0 | 44 | 73 | 39 | 39 | 2 | 2 | |
| TOTALS | RPI 1-25 | RPI 26-50 | W-L RECORDS | RPI 51-100 | RPI 101-150 | RPI 150+ | | | | |
| 19- 9 | 2- 4 | 3- 2 | OVERALL | 6- 3 | 4- 0 | 4- 0 | | | | |
| 12- 3 | 0- 2 | 2- 0 | HOME | 4- 1 | 3- 0 | 3- 0 | | | | |
| 5- 5 | 2- 2 | 0- 1 | AWAY | 2- 2 | 1- 0 | 0- 0 | | | | |
| 2- 1 | 0- 0 | 1- 1 | NEUTRAL | 0- 0 | 0- 0 | 1- 0 | | | | |
| 10- 3 | 0- 0 | 1- 1 | NON-CONFERENCE | 3- 2 | 3- 0 | 3- 0 | | | | |
| 6- 1 | 0- 0 | 0- 0 | HOME | 2- 1 | 2- 0 | 2- 0 | | | | |
| 2- 1 | 0- 0 | 0- 0 | AWAY | 1- 1 | 1- 0 | 0- 0 | | | | |
| 2- 1 | 0- 0 | 1- 1 | NEUTRAL | 0- 0 | 0- 0 | 1- 0 | | | | |
| 9- 6 | 2- 4 | 2- 1 | CONFERENCE | 3- 1 | 1- 0 | 1- 0 | | | | |
| 6- 2 | 0- 2 | 2- 0 | HOME | 2- 0 | 1- 0 | 1- 0 | | | | |
| 3- 4 | 2- 2 | 0- 1 | AWAY | 1- 1 | 0- 0 | 0- 0 | | | | |
| 0- 0 | 0- 0 | 0- 0 | NEUTRAL | 0- 0 | 0- 0 | 0- 0 | | | | |

| RPI | S | Opponent | Score | RPI | S | Opponent | Score | RPI | S | Opponent | Score | RPI | S | Opponent | Score |
|---------------------------|---|-----------------|-------|-----|---|-----------------|--------|-----|---|---------------------|-------|-----|---|--------------------|-------|
| 3 | A | Mississippi St. | 61 71 | 31 | N | Syracuse | 105 84 | 52 | A | Little Rock | 55 37 | 101 | H | Abilene Christian | 71 45 |
| 3 | H | Mississippi St. | 67 72 | 33 | A | LSU | 63 67 | 67 | H | Southern California | 62 66 | 107 | H | Central Ark. | 74 49 |
| 4 | H | South Carolina | 64 80 | 33 | H | LSU | 54 52 | 80 | A | Florida | 67 59 | 130 | H | Alabama | 69 48 |
| 14 | A | Kentucky | 77 68 | 42 | H | Auburn | 66 61 | 80 | H | Florida | 84 76 | 144 | A | TCU | 75 67 |
| 22 | A | Missouri | 76 78 | 45 | N | Dayton | 57 74 | 81 | A | Georgia | 59 69 | 153 | H | Arkansas | 90 65 |
| 23 | A | Tennessee | 61 59 | | | | | 90 | H | Vanderbilt | 77 72 | 224 | N | Southern U. | 81 58 |
| | | | | | | | | 93 | A | SMU | 53 54 | 278 | H | Prairie View | 90 62 |
| | | | | | | | | 97 | H | SFA | 63 48 | 288 | H | A&M-Corpus Christi | 84 55 |
| | | | | | | | | 100 | H | Texas Tech | 98 90 | | | | |
| LAST 12 Division I GAMES: | | | | | | | | | | | | | | | |
| 4 | H | South Carolina | 64 80 | 80 | H | Florida | 84 76 | | | | | | | | |
| 3 | H | Mississippi St. | 67 72 | 3 | A | Mississippi St. | 61 71 | | | | | | | | |
| 33 | A | LSU | 63 67 | 33 | H | LSU | 54 52 | | | | | | | | |
| 23 | A | Tennessee | 61 59 | 22 | A | Missouri | 76 78 | | | | | | | | |
| 130 | H | Alabama | 69 48 | 80 | A | Florida | 67 59 | | | | | | | | |
| 42 | H | Auburn | 66 61 | 153 | H | Arkansas | 90 65 | | | | | | | | |

Non-Div I Games:

Texas A&M

■ Loss,
 ■ Non-Conf, S Site,
 ■ Home
 ■ Away
 N Neutral

Texas Southern

Through Games Of Feb. 25, 2017

| | | | | | | | | | | |
|-------------------|----------|-----------|----------------|------------|-------------|---------------|------|------|-------|-----------|
| Average RPI Win: | 275 | WON-LOST | WINNING | LAST 10 | STRENGTH OF | OPP. STRENGTH | TEAM | ADJ. | CONF. | ADJ CONF. |
| Average RPI Loss: | 216 | RECORD | PCT. RANK | GAMES | SCHEDULE | OF SCHEDULE | RPI | RPI | RPI | RPI |
| DIV. I ONLY | 16- 9 | 102 | 6- 4 | 345 | 319 | 203 | 203 | 30 | 30 | |
| DIV. I NON-CONF. | 5- 5 | 165 | 0- 0 | 334 | 200 | 206 | 206 | 30 | 30 | |
| TOTALS | RPI 1-25 | RPI 26-50 | W-L RECORDS | RPI 51-100 | RPI 101-150 | RPI 150+ | | | | |
| 16- 9 | 0- 0 | 0- 0 | OVERALL | 0- 1 | 0- 1 | 16- 7 | | | | |
| 6- 2 | 0- 0 | 0- 0 | HOME | 0- 0 | 0- 0 | 6- 2 | | | | |
| 9- 7 | 0- 0 | 0- 0 | AWAY | 0- 1 | 0- 1 | 9- 5 | | | | |
| 1- 0 | 0- 0 | 0- 0 | NEUTRAL | 0- 0 | 0- 0 | 1- 0 | | | | |
| 5- 5 | 0- 0 | 0- 0 | NON-CONFERENCE | 0- 1 | 0- 1 | 5- 3 | | | | |
| 0- 1 | 0- 0 | 0- 0 | HOME | 0- 0 | 0- 0 | 0- 1 | | | | |
| 4- 4 | 0- 0 | 0- 0 | AWAY | 0- 1 | 0- 1 | 4- 2 | | | | |
| 1- 0 | 0- 0 | 0- 0 | NEUTRAL | 0- 0 | 0- 0 | 1- 0 | | | | |
| 11- 4 | 0- 0 | 0- 0 | CONFERENCE | 0- 0 | 0- 0 | 11- 4 | | | | |
| 6- 1 | 0- 0 | 0- 0 | HOME | 0- 0 | 0- 0 | 6- 1 | | | | |
| 5- 3 | 0- 0 | 0- 0 | AWAY | 0- 0 | 0- 0 | 5- 3 | | | | |
| 0- 0 | 0- 0 | 0- 0 | NEUTRAL | 0- 0 | 0- 0 | 0- 0 | | | | |

| RPI S | Opponent | Score | RPI S | Opponent | Score | RPI S | Opponent | Score | RPI S | Opponent | Score | Team's RPI: 203 |
|---------------------------|------------------|-------|-------|------------------|-------|-------|----------|-------|-------|--------------------|-------|-----------------|
| | | | | | | 93 A | SMU | 36 61 | 144 A | TCU | 48 77 | |
| | | | | | | | | | 152 A | Texas St. | 66 53 | |
| | | | | | | | | | 168 H | Rice | 49 52 | |
| | | | | | | | | | 201 A | Grambling | 52 64 | |
| | | | | | | | | | 201 H | Grambling | 69 61 | |
| | | | | | | | | | 214 A | New Orleans | 57 63 | |
| | | | | | | | | | 222 A | Alabama St. | 55 50 | |
| | | | | | | | | | 222 H | Alabama St. | 52 48 | |
| | | | | | | | | | 224 A | Southern U. | 77 71 | |
| | | | | | | | | | 229 N | Presbyterian | 74 62 | |
| | | | | | | | | | 262 A | Ark.-Pine Bluff | 45 49 | |
| | | | | | | | | | 262 H | Ark.-Pine Bluff | 60 71 | |
| | | | | | | | | | 278 A | Prairie View | 70 62 | |
| | | | | | | | | | 278 H | Prairie View | 73 51 | |
| | | | | | | | | | 288 A | A&M-Corpus Christi | 61 64 | |
| | | | | | | | | | 299 A | UTEP | 89 68 | |
| | | | | | | | | | 302 A | FIU | 70 62 | |
| | | | | | | | | | 305 A | Alcorn | 57 53 | |
| | | | | | | | | | 316 A | Mississippi Val. | 74 75 | |
| | | | | | | | | | 316 H | Mississippi Val. | 60 54 | |
| | | | | | | | | | 336 A | Houston Baptist | 50 34 | |
| | | | | | | | | | 345 A | Jackson St. | 66 63 | |
| | | | | | | | | | 345 H | Jackson St. | 62 52 | |
| | | | | | | | | | 349 H | Alabama A&M | 60 51 | |
| LAST 12 Division I GAMES: | | | | | | | | | | | | |
| 222 A | Alabama St. | 55 50 | 349 H | Alabama A&M | 60 51 | | | | | | | |
| 316 H | Mississippi Val. | 60 54 | 222 H | Alabama St. | 52 48 | | | | | | | |
| 262 H | Ark.-Pine Bluff | 60 71 | 316 A | Mississippi Val. | 74 75 | | | | | | | |
| 345 A | Jackson St. | 66 63 | 262 A | Ark.-Pine Bluff | 45 49 | | | | | | | |
| 201 A | Grambling | 52 64 | 345 H | Jackson St. | 62 52 | | | | | | | |
| 278 H | Prairie View | 73 51 | 201 H | Grambling | 69 61 | | | | | | | |

Non-Div I Games: P.R.-Bayamon 64 58

Texas Southern

Loss, Non-Conf, S Site, H Home A Away N Neutral

| | | | | | | | | | |
|------------------------------|---------------|------------|----------------|-------------|---------------|------------|------------|-----------|-----------|
| Average RPI Win: 225 | WON-LOST | WINNING | LAST 10 | STRENGTH OF | OPP. STRENGTH | TEAM | ADJ. | CONF. | ADJ CONF. |
| Average RPI Loss: 168 | RECORD | PCT. RANK | GAMES | SCHEDULE | OF SCHEDULE | RPI | RPI | RPI | RPI |
| DIV. I ONLY | 16- 10 | 112 | 8- 2 | 243 | 237 | 152 | 152 | 21 | 21 |
| DIV. I NON-CONF. | 5- 5 | 165 | 0- 0 | 266 | 263 | 197 | 197 | 19 | 19 |
| TOTALS | RPI 1-25 | RPI 26-50 | W-L RECORDS | RPI 51-100 | RPI 101-150 | RPI 150+ | | | |
| 16- 10 | 0- 1 | 0- 0 | OVERALL | 2- 2 | 1- 1 | 13- 6 | | | |
| 10- 3 | 0- 0 | 0- 0 | HOME | 1- 1 | 1- 0 | 8- 2 | | | |
| 6- 7 | 0- 1 | 0- 0 | AWAY | 1- 1 | 0- 1 | 5- 4 | | | |
| 0- 0 | 0- 0 | 0- 0 | NEUTRAL | 0- 0 | 0- 0 | 0- 0 | | | |
| 5- 5 | 0- 1 | 0- 0 | NON-CONFERENCE | 0- 1 | 0- 0 | 5- 3 | | | |
| 3- 1 | 0- 0 | 0- 0 | HOME | 0- 0 | 0- 0 | 3- 1 | | | |
| 2- 4 | 0- 1 | 0- 0 | AWAY | 0- 1 | 0- 0 | 2- 2 | | | |
| 0- 0 | 0- 0 | 0- 0 | NEUTRAL | 0- 0 | 0- 0 | 0- 0 | | | |
| 11- 5 | 0- 0 | 0- 0 | CONFERENCE | 2- 1 | 1- 1 | 8- 3 | | | |
| 7- 2 | 0- 0 | 0- 0 | HOME | 1- 1 | 1- 0 | 5- 1 | | | |
| 4- 3 | 0- 0 | 0- 0 | AWAY | 1- 0 | 0- 1 | 3- 2 | | | |
| 0- 0 | 0- 0 | 0- 0 | NEUTRAL | 0- 0 | 0- 0 | 0- 0 | | | |

| RPI 1-25 | | | | RPI 26-50 | | | | RPI 51-100 | | | | RPI 101+ Team's RPI: 152 | | | |
|---------------------------|---|--------------|--------------|-----------|---|-----------------|--------------|------------|---|--------------|--------------|--------------------------|---|--------------------|--------------|
| RPI | S | Opponent | Score | RPI | S | Opponent | Score | RPI | S | Opponent | Score | RPI | S | Opponent | Score |
| 6 | A | Baylor | 24 90 | | | | | 52 | H | Little Rock | 64 47 | 115 | A | Troy | 54 65 |
| | | | | | | | | 93 | A | SMU | 56 64 | 115 | H | Troy | 74 72 |
| | | | | | | | | 98 | A | UT Arlington | 75 69 | 160 | H | Louisiana | 62 40 |
| | | | | | | | | 98 | H | UT Arlington | 39 61 | 171 | A | Houston | 61 56 |
| | | | | | | | | | | | | 183 | A | North Texas | 59 58 |
| | | | | | | | | | | | | 191 | A | UTSA | 47 72 |
| | | | | | | | | | | | | 203 | H | Texas Southern | 53 66 |
| | | | | | | | | | | | | 213 | A | Appalachian St. | 53 37 |
| | | | | | | | | | | | | 213 | H | Appalachian St. | 64 66 |
| | | | | | | | | | | | | 219 | A | Ga. Southern | 69 71 |
| | | | | | | | | | | | | 242 | A | South Ala. | 57 44 |
| | | | | | | | | | | | | 242 | H | South Ala. | 55 39 |
| | | | | | | | | | | | | 257 | A | Georgia St. | 62 51 |
| | | | | | | | | | | | | 260 | A | Coastal Caro. | 48 64 |
| | | | | | | | | | | | | 260 | H | Coastal Caro. | 83 62 |
| | | | | | | | | | | | | 278 | A | Prairie View | 60 64 |
| | | | | | | | | | | | | 288 | H | A&M-Corpus Christi | 57 50 |
| | | | | | | | | | | | | 322 | H | Arkansas St. | 63 43 |
| | | | | | | | | | | | | 331 | H | Incarnate Word | 67 50 |
| | | | | | | | | | | | | 334 | H | La.-Monroe | 63 50 |
| | | | | | | | | | | | | 338 | H | Sam Houston St. | 69 46 |
| LAST 12 Division I GAMES: | | | | | | | | | | | | | | | |
| 115 | H | Troy | 74 72 | 98 | A | UT Arlington | 75 69 | | | | | | | | |
| 242 | H | South Ala. | 55 39 | 260 | A | Coastal Caro. | 48 64 | | | | | | | | |
| 219 | A | Ga. Southern | 69 71 | 213 | A | Appalachian St. | 53 37 | | | | | | | | |
| 257 | A | Georgia St. | 62 51 | 160 | H | Louisiana | 62 40 | | | | | | | | |
| 52 | H | Little Rock | 64 47 | 334 | H | La.-Monroe | 63 50 | | | | | | | | |
| 322 | H | Arkansas St. | 63 43 | 242 | A | South Ala. | 57 44 | | | | | | | | |

Non-Div I Games: St. Edward's 51 **65**

Texas St.

| | | | | | | | | | | |
|-------------------|----------|-----------|----------------|------------|-------------|---------------|------|------|-------|-----------|
| Average RPI Win: | 140 | WON-LOST | WINNING | LAST 10 | STRENGTH OF | OPP. STRENGTH | TEAM | ADJ. | CONF. | ADJ CONF. |
| Average RPI Loss: | 49 | RECORD | PCT. RANK | GAMES | SCHEDULE | OF SCHEDULE | RPI | RPI | RPI | RPI |
| DIV. I ONLY | 12- 16 | 216 | 1- 9 | 13 | 28 | 100 | 100 | 4 | 4 | |
| DIV. I NON-CONF. | 8- 3 | 67 | 0- 0 | 37 | 126 | 37 | 37 | 3 | 3 | |
| TOTALS | RPI 1-25 | RPI 26-50 | W-L RECORDS | RPI 51-100 | RPI 101-150 | RPI 150+ | | | | |
| 12- 16 | 0- 10 | 0- 0 | OVERALL | 4- 3 | 4- 1 | 4- 2 | | | | |
| 11- 4 | 0- 4 | 0- 0 | HOME | 4- 0 | 3- 0 | 4- 0 | | | | |
| 0- 12 | 0- 6 | 0- 0 | AWAY | 0- 3 | 0- 1 | 0- 2 | | | | |
| 1- 0 | 0- 0 | 0- 0 | NEUTRAL | 0- 0 | 1- 0 | 0- 0 | | | | |
| 8- 3 | 0- 2 | 0- 0 | NON-CONFERENCE | 1- 0 | 4- 0 | 3- 1 | | | | |
| 7- 0 | 0- 0 | 0- 0 | HOME | 1- 0 | 3- 0 | 3- 0 | | | | |
| 0- 3 | 0- 2 | 0- 0 | AWAY | 0- 0 | 0- 0 | 0- 1 | | | | |
| 1- 0 | 0- 0 | 0- 0 | NEUTRAL | 0- 0 | 1- 0 | 0- 0 | | | | |
| 4- 13 | 0- 8 | 0- 0 | CONFERENCE | 3- 3 | 0- 1 | 1- 1 | | | | |
| 4- 4 | 0- 4 | 0- 0 | HOME | 3- 0 | 0- 0 | 1- 0 | | | | |
| 0- 9 | 0- 4 | 0- 0 | AWAY | 0- 3 | 0- 1 | 0- 1 | | | | |
| 0- 0 | 0- 0 | 0- 0 | NEUTRAL | 0- 0 | 0- 0 | 0- 0 | | | | |

| RPI 1-25 | | | | RPI 26-50 | | | | RPI 51-100 Team's RPI: 100 | | | | RPI 101+ | | | |
|---------------------------|---|--------------|-------|-----------|---|---------------|-------|----------------------------|---|---------------|-------|----------|---|--------------|-------|
| RPI | S | Opponent | Score | RPI | S | Opponent | Score | RPI | S | Opponent | Score | RPI | S | Opponent | Score |
| 6 | A | Baylor | 48 86 | | | | | 54 | A | Iowa St. | 68 79 | 107 | H | Central Ark. | 79 45 |
| 6 | H | Baylor | 61 79 | | | | | 54 | H | Iowa St. | 75 66 | 113 | N | Fordham | 59 50 |
| 13 | A | Texas | 47 67 | | | | | 59 | A | West Virginia | 79 89 | 117 | H | North Dakota | 90 80 |
| 13 | H | Texas | 57 77 | | | | | 59 | H | West Virginia | 75 66 | 142 | H | New Mexico | 69 58 |
| 15 | A | Oklahoma | 45 66 | | | | | 65 | A | Oklahoma St. | 62 75 | 144 | A | TCU | 62 76 |
| 15 | H | Oklahoma | 56 64 | | | | | 65 | H | Oklahoma St. | 70 65 | 153 | A | Arkansas | 60 66 |
| 16 | A | Miami (FL) | 56 74 | | | | | 98 | H | UT Arlington | 79 60 | 170 | A | Kansas | 60 66 |
| 19 | A | Kansas St. | 54 68 | | | | | | | | | 170 | H | Kansas | 75 60 |
| 19 | H | Kansas St. | 53 65 | | | | | | | | | 171 | H | Houston | 84 60 |
| 24 | A | Texas A&M | 90 98 | | | | | | | | | 278 | H | Prairie View | 85 43 |
| | | | | | | | | | | | | 305 | H | Alcorn | 90 37 |
| LAST 12 Division I GAMES: | | | | | | | | | | | | | | | |
| 6 | A | Baylor | 48 86 | 6 | H | Baylor | 61 79 | | | | | | | | |
| 65 | A | Oklahoma St. | 62 75 | 19 | H | Kansas St. | 53 65 | | | | | | | | |
| 170 | H | Kansas | 75 60 | 170 | A | Kansas | 60 66 | | | | | | | | |
| 54 | A | Iowa St. | 68 79 | 59 | A | West Virginia | 79 89 | | | | | | | | |
| 15 | H | Oklahoma | 56 64 | 13 | H | Texas | 57 77 | | | | | | | | |
| 144 | A | TCU | 62 76 | 15 | A | Oklahoma | 45 66 | | | | | | | | |

Non-Div I Games:

Texas Tech

■ Loss,
 ■ Non-Conf, S Site,
 ■ Home
 ■ Away
 N Neutral

| | | | | | | | | | | |
|-------------------|----------|-----------|----------------|------------|-------------|---------------|------|------|-------|-----------|
| Average RPI Win: | 205 | WON-LOST | WINNING | LAST 10 | STRENGTH OF | OPP. STRENGTH | TEAM | ADJ. | CONF. | ADJ CONF. |
| Average RPI Loss: | 57 | RECORD | PCT. RANK | GAMES | SCHEDULE | OF SCHEDULE | RPI | RPI | RPI | RPI |
| DIV. I ONLY | 18- 8 | 75 | 7- 3 | 115 | 96 | 85 | 85 | 10 | 10 | |
| DIV. I NON-CONF. | 8- 2 | 49 | 0- 0 | 241 | 43 | 87 | 87 | 11 | 11 | |
| TOTALS | RPI 1-25 | RPI 26-50 | W-L RECORDS | RPI 51-100 | RPI 101-150 | RPI 150+ | | | | |
| 18- 8 | 0- 2 | 2- 1 | OVERALL | 2- 3 | 0- 2 | 14- 0 | | | | |
| 10- 4 | 0- 1 | 1- 0 | HOME | 1- 2 | 0- 1 | 8- 0 | | | | |
| 7- 3 | 0- 0 | 1- 1 | AWAY | 1- 1 | 0- 1 | 5- 0 | | | | |
| 1- 1 | 0- 1 | 0- 0 | NEUTRAL | 0- 0 | 0- 0 | 1- 0 | | | | |
| 8- 2 | 0- 2 | 1- 0 | NON-CONFERENCE | 0- 0 | 0- 0 | 7- 0 | | | | |
| 4- 1 | 0- 1 | 0- 0 | HOME | 0- 0 | 0- 0 | 4- 0 | | | | |
| 3- 0 | 0- 0 | 1- 0 | AWAY | 0- 0 | 0- 0 | 2- 0 | | | | |
| 1- 1 | 0- 1 | 0- 0 | NEUTRAL | 0- 0 | 0- 0 | 1- 0 | | | | |
| 10- 6 | 0- 0 | 1- 1 | CONFERENCE | 2- 3 | 0- 2 | 7- 0 | | | | |
| 6- 3 | 0- 0 | 1- 0 | HOME | 1- 2 | 0- 1 | 4- 0 | | | | |
| 4- 3 | 0- 0 | 0- 1 | AWAY | 1- 1 | 0- 1 | 3- 0 | | | | |
| 0- 0 | 0- 0 | 0- 0 | NEUTRAL | 0- 0 | 0- 0 | 0- 0 | | | | |

| RPI 1-25 | | | RPI 26-50 | | | RPI 51-100 | | | Team's RPI: 85 | RPI 101+ | | |
|---------------------------|---|---------------|-----------|-----|---|---------------|-------|-----|----------------|---------------|-------|-----|
| RPI | S | Opponent | Score | RPI | S | Opponent | Score | RPI | S | Opponent | Score | RPI |
| 2 | H | Notre Dame | 68 85 | 41 | A | Central Mich. | 61 72 | 51 | A | Ohio | 55 61 | 108 |
| 11 | N | UCLA | 73 75 | 41 | H | Central Mich. | 74 72 | 51 | H | Ohio | 55 64 | 110 |
| | | | | 45 | A | Dayton | 76 72 | 82 | H | Northern Ill. | 73 77 | 162 |
| | | | | | | | | 94 | A | Buffalo | 73 64 | 178 |
| | | | | | | | | 94 | H | Buffalo | 85 63 | 178 |
| | | | | | | | | | | | | 178 |
| | | | | | | | | | | | | 180 |
| | | | | | | | | | | | | 232 |
| | | | | | | | | | | | | 239 |
| | | | | | | | | | | | | 241 |
| | | | | | | | | | | | | 243 |
| | | | | | | | | | | | | 276 |
| | | | | | | | | | | | | 286 |
| | | | | | | | | | | | | 286 |
| | | | | | | | | | | | | 288 |
| | | | | | | | | | | | | 300 |
| | | | | | | | | | | | | 323 |
| LAST 12 Division I GAMES: | | | | | | | | | | | | |
| 178 | H | Western Mich. | 75 67 | 51 | A | Ohio | 55 61 | | | | | |
| 286 | H | Eastern Mich. | 65 57 | 94 | H | Buffalo | 85 63 | | | | | |
| 41 | A | Central Mich. | 61 72 | 41 | H | Central Mich. | 74 72 | | | | | |
| 241 | A | Akron | 61 57 | 108 | A | Kent St. | 60 70 | | | | | |
| 243 | H | Bowling Green | 74 59 | 51 | H | Ohio | 55 64 | | | | | |
| 178 | A | Western Mich. | 72 66 | 82 | H | Northern Ill. | 73 77 | | | | | |

Non-Div I Games: Madonna 99 47

Toledo

Loss, Non-Conf, S Site, H Home A Away N Neutral

| | | | | | | | | | |
|------------------------------|---------------|------------|----------------|-------------|---------------|------------|------------|----------|-----------|
| Average RPI Win: 195 | WON-LOST | WINNING | LAST 10 | STRENGTH OF | OPP. STRENGTH | TEAM | ADJ. | CONF. | ADJ CONF. |
| Average RPI Loss: 136 | RECORD | PCT. RANK | GAMES | SCHEDULE | OF SCHEDULE | RPI | RPI | RPI | RPI |
| DIV. I ONLY | 12- 15 | 205 | 2- 8 | 149 | 141 | 197 | 197 | 9 | 9 |
| DIV. I NON-CONF. | 7- 4 | 114 | 0- 0 | 209 | 310 | 166 | 166 | 8 | 8 |
| TOTALS | RPI 1-25 | RPI 26-50 | W-L RECORDS | RPI 51-100 | RPI 101-150 | RPI 150+ | | | |
| 12- 15 | 0- 1 | 2- 1 | OVERALL | 0- 3 | 2- 5 | 8- 5 | | | |
| 8- 7 | 0- 0 | 1- 0 | HOME | 0- 2 | 2- 3 | 5- 2 | | | |
| 4- 8 | 0- 1 | 1- 1 | AWAY | 0- 1 | 0- 2 | 3- 3 | | | |
| 0- 0 | 0- 0 | 0- 0 | NEUTRAL | 0- 0 | 0- 0 | 0- 0 | | | |
| 7- 4 | 0- 1 | 0- 0 | NON-CONFERENCE | 0- 1 | 1- 1 | 6- 1 | | | |
| 5- 2 | 0- 0 | 0- 0 | HOME | 0- 1 | 1- 1 | 4- 0 | | | |
| 2- 2 | 0- 1 | 0- 0 | AWAY | 0- 0 | 0- 0 | 2- 1 | | | |
| 0- 0 | 0- 0 | 0- 0 | NEUTRAL | 0- 0 | 0- 0 | 0- 0 | | | |
| 5- 11 | 0- 0 | 2- 1 | CONFERENCE | 0- 2 | 1- 4 | 2- 4 | | | |
| 3- 5 | 0- 0 | 1- 0 | HOME | 0- 1 | 1- 2 | 1- 2 | | | |
| 2- 6 | 0- 0 | 1- 1 | AWAY | 0- 1 | 0- 2 | 1- 2 | | | |
| 0- 0 | 0- 0 | 0- 0 | NEUTRAL | 0- 0 | 0- 0 | 0- 0 | | | |

| RPI 1-25 | | | | RPI 26-50 | | | | RPI 51-100 | | | | RPI 101+ Team's RPI: 197 | | | |
|---------------------------|---|----------|--------------|-----------|---|--------------------|--------------|------------|---|--------------------|--------------|--------------------------|---|--------------------|--------------|
| RPI | S | Opponent | Score | RPI | S | Opponent | Score | RPI | S | Opponent | Score | RPI | S | Opponent | Score |
| 21 | A | Maryland | 63 97 | 26 | A | Elon | 55 83 | 64 | A | Drexel | 48 58 | 112 | H | Cornell | 68 63 |
| | | | | 32 | A | James Madison | 60 55 | 64 | H | Drexel | 65 80 | 114 | H | Rider | 75 79 |
| | | | | 32 | H | James Madison | 54 51 | 66 | H | Georgetown | 59 75 | 134 | H | Delaware | 67 73 |
| | | | | | | | | | | | | 146 | A | Northeastern | 64 72 |
| | | | | | | | | | | | | 146 | H | Northeastern | 51 63 |
| | | | | | | | | | | | | 149 | A | William & Mary | 55 68 |
| | | | | | | | | | | | | 149 | H | William & Mary | 64 60 |
| | | | | | | | | | | | | 189 | A | Hofstra | 59 56 |
| | | | | | | | | | | | | 189 | H | Hofstra | 61 70 |
| | | | | | | | | | | | | 190 | H | George Mason | 79 75 |
| | | | | | | | | | | | | 204 | A | Col. of Charleston | 54 59 |
| | | | | | | | | | | | | 204 | H | Col. of Charleston | 61 59 |
| | | | | | | | | | | | | 207 | A | UMBC | 59 48 |
| | | | | | | | | | | | | 227 | A | UNCW | 56 59 |
| | | | | | | | | | | | | 227 | H | UNCW | 42 48 |
| | | | | | | | | | | | | 270 | A | Colgate | 71 76 |
| | | | | | | | | | | | | 272 | H | Coppin St. | 69 65 |
| | | | | | | | | | | | | 277 | H | Norfolk St. | 61 58 |
| | | | | | | | | | | | | 336 | A | Wagner | 69 40 |
| | | | | | | | | | | | | 343 | H | UMass Lowell | 90 56 |
| LAST 12 Division I GAMES: | | | | | | | | | | | | | | | |
| | | | | 189 | A | Hofstra | 59 56 | 26 | A | Elon | 55 83 | | | | |
| | | | | 146 | H | Northeastern | 51 63 | 134 | H | Delaware | 67 73 | | | | |
| | | | | 64 | H | Drexel | 65 80 | 227 | A | UNCW | 56 59 | | | | |
| | | | | 149 | A | William & Mary | 55 68 | 32 | A | James Madison | 60 55 | | | | |
| | | | | 227 | H | UNCW | 42 48 | 149 | H | William & Mary | 64 60 | | | | |
| | | | | 204 | A | Col. of Charleston | 54 59 | 204 | H | Col. of Charleston | 61 59 | | | | |

Non-Div I Games:

Towson

■ Loss,
■ Non-Conf, S Site,
■ Home
■ Away
N Neutral

| | | | | | | | | | |
|------------------------------|----------|-----------|----------------|-------------|---------------|----------|------|-------|-----------|
| Average RPI Win: 220 | WON-LOST | WINNING | LAST 10 | STRENGTH OF | OPP. STRENGTH | TEAM | ADJ. | CONF. | ADJ CONF. |
| Average RPI Loss: 118 | RECORD | PCT. RANK | GAMES | SCHEDULE | OF SCHEDULE | RPI | RPI | RPI | RPI |
| DIV. I ONLY | 16- 9 | 102 | 6- 4 | 179 | 175 | 115 | 115 | 21 | 21 |
| DIV. I NON-CONF. | 5- 4 | 143 | 0- 0 | 148 | 59 | 107 | 107 | 19 | 19 |
| TOTALS | RPI 1-25 | RPI 26-50 | W-L RECORDS | RPI 51-100 | RPI 101-150 | RPI 150+ | | | |
| 16- 9 | 0- 1 | 0- 1 | OVERALL | 3- 3 | 0- 0 | 13- 4 | | | |
| 8- 2 | 0- 0 | 0- 0 | HOME | 2- 0 | 0- 0 | 6- 2 | | | |
| 6- 7 | 0- 0 | 0- 0 | AWAY | 0- 0 | 0- 0 | 6- 0 | | | |
| 2- 0 | 0- 0 | 0- 0 | NEUTRAL | 1- 0 | 0- 0 | 1- 0 | | | |
| 5- 4 | 0- 1 | 0- 1 | NON-CONFERENCE | 2- 1 | 0- 0 | 3- 1 | | | |
| 2- 1 | 0- 0 | 0- 0 | HOME | 1- 0 | 0- 0 | 1- 1 | | | |
| 1- 3 | 0- 1 | 0- 1 | AWAY | 0- 1 | 0- 0 | 1- 0 | | | |
| 2- 0 | 0- 0 | 0- 0 | NEUTRAL | 1- 0 | 0- 0 | 1- 0 | | | |
| 11- 5 | 0- 0 | 0- 0 | CONFERENCE | 1- 2 | 0- 0 | 10- 3 | | | |
| 6- 1 | 0- 0 | 0- 0 | HOME | 1- 0 | 0- 0 | 5- 1 | | | |
| 5- 4 | 0- 0 | 0- 0 | AWAY | 0- 2 | 0- 0 | 5- 2 | | | |
| 0- 0 | 0- 0 | 0- 0 | NEUTRAL | 0- 0 | 0- 0 | 0- 0 | | | |

| RPI 1-25 | | | | RPI 26-50 | | | | RPI 51-100 | | | | RPI 101+ Team's RPI: 115 | | | |
|---------------------------|---|-----------------|---------------|-----------|---|--------------|--------------|------------|---|--------------|--------------|--------------------------|---|-----------------|--------------|
| RPI | S | Opponent | Score | RPI | S | Opponent | Score | RPI | S | Opponent | Score | RPI | S | Opponent | Score |
| 23 | A | Tennessee | 84 110 | 42 | A | Auburn | 52 61 | 52 | A | Little Rock | 74 77 | 152 | A | Texas St. | 72 74 |
| | | | | | | | | 56 | N | Villanova | 93 85 | 152 | H | Texas St. | 65 54 |
| | | | | | | | | 60 | H | Belmont | 91 74 | 160 | A | Louisiana | 72 80 |
| | | | | | | | | 95 | A | Jacksonville | 70 77 | 182 | H | UAB | 77 81 |
| | | | | | | | | 98 | A | UT Arlington | 72 78 | 213 | H | Appalachian St. | 86 77 |
| | | | | | | | | 98 | H | UT Arlington | 85 68 | 219 | A | Ga. Southern | 89 86 |
| | | | | | | | | | | | | 219 | H | Ga. Southern | 77 67 |
| | | | | | | | | | | | | 222 | H | Alabama St. | 95 66 |
| | | | | | | | | | | | | 242 | A | South Ala. | 73 57 |
| | | | | | | | | | | | | 242 | H | South Ala. | 75 71 |
| | | | | | | | | | | | | 257 | A | Georgia St. | 87 69 |
| | | | | | | | | | | | | 257 | H | Georgia St. | 65 68 |
| | | | | | | | | | | | | 260 | H | Coastal Caro. | 78 66 |
| | | | | | | | | | | | | 306 | A | Nicholls St. | 100 75 |
| | | | | | | | | | | | | 319 | N | Loyola Chicago | 91 67 |
| | | | | | | | | | | | | 322 | A | Arkansas St. | 83 75 |
| | | | | | | | | | | | | 334 | A | La.-Monroe | 94 67 |
| LAST 12 Division I GAMES: | | | | | | | | | | | | | | | |
| 152 | A | Texas St. | 72 74 | 242 | H | South Ala. | 75 71 | | | | | | | | |
| 98 | A | UT Arlington | 72 78 | 257 | H | Georgia St. | 65 68 | | | | | | | | |
| 260 | H | Coastal Caro. | 78 66 | 219 | H | Ga. Southern | 77 67 | | | | | | | | |
| 213 | H | Appalachian St. | 86 77 | 322 | A | Arkansas St. | 83 75 | | | | | | | | |
| 160 | A | Louisiana | 72 80 | 52 | A | Little Rock | 74 77 | | | | | | | | |
| 334 | A | La.-Monroe | 94 67 | 98 | H | UT Arlington | 85 68 | | | | | | | | |

Non-Div I Games: Armstrong St. 118 72 Thomas (GA) 110 55

Troy

| | | | | | | | | | | |
|-------------------|----------|-----------|----------------|------------|-------------|---------------|------|------|-------|-----------|
| Average RPI Win: | 155 | WON-LOST | WINNING | LAST 10 | STRENGTH OF | OPP. STRENGTH | TEAM | ADJ. | CONF. | ADJ CONF. |
| Average RPI Loss: | 48 | RECORD | PCT. RANK | GAMES | SCHEDULE | OF SCHEDULE | RPI | RPI | RPI | RPI |
| DIV. I ONLY | 16- 12 | 131 | 4- 6 | 24 | 53 | 55 | 55 | 5 | 5 | |
| DIV. I NON-CONF. | 9- 4 | 85 | 0- 0 | 59 | 41 | 47 | 47 | 5 | 5 | |
| TOTALS | RPI 1-25 | RPI 26-50 | W-L RECORDS | RPI 51-100 | RPI 101-150 | RPI 150+ | | | | |
| 16- 12 | 0- 5 | 2- 3 | OVERALL | 1- 2 | 5- 1 | 8- 1 | | | | |
| 10- 5 | 0- 2 | 2- 1 | HOME | 0- 0 | 4- 1 | 4- 1 | | | | |
| 5- 6 | 0- 2 | 0- 2 | AWAY | 1- 2 | 1- 0 | 3- 0 | | | | |
| 1- 1 | 0- 1 | 0- 0 | NEUTRAL | 0- 0 | 0- 0 | 1- 0 | | | | |
| 9- 4 | 0- 1 | 2- 1 | NON-CONFERENCE | 0- 2 | 3- 0 | 4- 0 | | | | |
| 7- 0 | 0- 0 | 2- 0 | HOME | 0- 0 | 3- 0 | 2- 0 | | | | |
| 1- 3 | 0- 0 | 0- 1 | AWAY | 0- 2 | 0- 0 | 1- 0 | | | | |
| 1- 1 | 0- 1 | 0- 0 | NEUTRAL | 0- 0 | 0- 0 | 1- 0 | | | | |
| 7- 8 | 0- 4 | 0- 2 | CONFERENCE | 1- 0 | 2- 1 | 4- 1 | | | | |
| 3- 5 | 0- 2 | 0- 1 | HOME | 0- 0 | 1- 1 | 2- 1 | | | | |
| 4- 3 | 0- 2 | 0- 1 | AWAY | 1- 0 | 1- 0 | 2- 0 | | | | |
| 0- 0 | 0- 0 | 0- 0 | NEUTRAL | 0- 0 | 0- 0 | 0- 0 | | | | |

| RPI 1-25 | | | | RPI 26-50 | | | | RPI 51-100 | | | | Team's RPI: 55 | RPI 101+ | | | |
|----------|---|-----------------|--------|-----------|---|--------------------|-------|------------|---|--------------|-------|----------------|----------|---|----------------|-------|
| RPI | S | Opponent | Score | RPI | S | Opponent | Score | RPI | S | Opponent | Score | | RPI | S | Opponent | Score |
| 1 | A | UConn | 56 100 | 33 | A | LSU | 51 69 | 75 | A | Middle Tenn. | 59 62 | | 104 | H | UCF | 51 56 |
| 1 | H | UConn | 60 63 | 35 | A | South Fla. | 56 66 | 90 | A | Vanderbilt | 63 74 | | 120 | H | Eastern Wash. | 63 51 |
| 3 | N | Mississippi St. | 49 66 | 35 | H | South Fla. | 53 62 | 93 | A | SMU | 71 59 | | 124 | H | Southern Miss. | 86 67 |
| 20 | A | Temple | 71 86 | 38 | H | North Carolina St. | 63 58 | | | | | | 137 | H | Maine | 77 62 |
| 20 | H | Temple | 50 76 | 42 | H | Auburn | 61 59 | | | | | | 143 | A | Cincinnati | 74 68 |
| | | | | | | | | | | | | | | | | |
| | | | | | | | | | | | | | | | | |
| | | | | | | | | | | | | | | | | |
| | | | | | | | | | | | | | | | | |
| | | | | | | | | | | | | | | | | |
| | | | | | | | | | | | | | | | | |
| | | | | | | | | | | | | | | | | |
| | | | | | | | | | | | | | | | | |
| | | | | | | | | | | | | | | | | |
| | | | | | | | | | | | | | | | | |
| | | | | | | | | | | | | | | | | |
| | | | | | | | | | | | | | | | | |
| | | | | | | | | | | | | | | | | |
| | | | | | | | | | | | | | | | | |
| | | | | | | | | | | | | | | | | |
| | | | | | | | | | | | | | | | | |
| | | | | | | | | | | | | | | | | |
| | | | | | | | | | | | | | | | | |
| | | | | | | | | | | | | | | | | |
| | | | | | | | | | | | | | | | | |
| | | | | | | | | | | | | | | | | |
| | | | | | | | | | | | | | | | | |
| | | | | | | | | | | | | | | | | |
| | | | | | | | | | | | | | | | | |
| | | | | | | | | | | | | | | | | |
| | | | | | | | | | | | | | | | | |
| | | | | | | | | | | | | | | | | |
| | | | | | | | | | | | | | | | | |
| | | | | | | | | | | | | | | | | |
| | | | | | | | | | | | | | | | | |
| | | | | | | | | | | | | | | | | |
| | | | | | | | | | | | | | | | | |
| | | | | | | | | | | | | | | | | |
| | | | | | | | | | | | | | | | | |
| | | | | | | | | | | | | | | | | |
| | | | | | | | | | | | | | | | | |
| | | | | | | | | | | | | | | | | |
| | | | | | | | | | | | | | | | | |
| | | | | | | | | | | | | | | | | |
| | | | | | | | | | | | | | | | | |
| | | | | | | | | | | | | | | | | |
| | | | | | | | | | | | | | | | | |
| | | | | | | | | | | | | | | | | |
| | | | | | | | | | | | | | | | | |
| | | | | | | | | | | | | | | | | |
| | | | | | | | | | | | | | | | | |
| | | | | | | | | | | | | | | | | |
| | | | | | | | | | | | | | | | | |
| | | | | | | | | | | | | | | | | |
| | | | | | | | | | | | | | | | | |
| | | | | | | | | | | | | | | | | |
| | | | | | | | | | | | | | | | | |
| | | | | | | | | | | | | | | | | |
| | | | | | | | | | | | | | | | | |
| | | | | | | | | | | | | | | | | |
| | | | | | | | | | | | | | | | | |
| | | | | | | | | | | | | | | | | |
| | | | | | | | | | | | | | | | | |
| | | | | | | | | | | | | | | | | |
| | | | | | | | | | | | | | | | | |
| | | | | | | | | | | | | | | | | |
| | | | | | | | | | | | | | | | | |
| | | | | | | | | | | | | | | | | |
| | | | | | | | | | | | | | | | | |
| | | | | | | | | | | | | | | | | |
| | | | | | | | | | | | | | | | | |
| | | | | | | | | | | | | | | | | |
| | | | | | | | | | | | | | | | | |
| | | | | | | | | | | | | | | | | |
| | | | | | | | | | | | | | | | | |
| | | | | | | | | | | | | | | | | |
| | | | | | | | | | | | | | | | | |
| | | | | | | | | | | | | | | | | |
| | | | | | | | | | | | | | | | | |
| | | | | | | | | | | | | | | | | |
| | | | | | | | | | | | | | | | | |
| | | | | | | | | | | | | | | | | |
| | | | | | | | | | | | | | | | | |
| | | | | | | | | | | | | | | | | |
| | | | | | | | | | | | | | | | | |
| | | | | | | | | | | | | | | | | |
| | | | | | | | | | | | | | | | | |
| | | | | | | | | | | | | | | | | |
| | | | | | | | | | | | | | | | | |
| | | | | | | | | | | | | | | | | |
| | | | | | | | | | | | | | | | | |
| | | | | | | | | | | | | | | | | |
| | | | | | | | | | | | | | | | | |
| | | | | | | | | | | | | | | | | |
| | | | | | | | | | | | | | | | | |
| | | | | | | | | | | | | | | | | |
| | | | | | | | | | | | | | | | | |
| | | | | | | | | | | | | | | | | |
| | | | | | | | | | | | | | | | | |
| | | | | | | | | | | | | | | | | |
| | | | | | | | | | | | | | | | | |
| | | | | | | | | | | | | | | | | |
| | | | | | | | | | | | | | | | | |
| | | | | | | | | | | | | | | | | |
| | | | | | | | | | | | | | | | | |
| | | | | | | | | | | | | | | | | |
| | | | | | | | | | | | | | | | | |
| | | | | | | | | | | | | | | | | |
| | | | | | | | | | | | | | | | | |
| | | | | | | | | | | | | | | | | |
| | | | | | | | | | | | | | | | | |
| | | | | | | | | | | | | | | | | |
| | | | | | | | | | | | | | | | | |
| | | | | | | | | | | | | | | | | |
| | | | | | | | | | | | | | | | | |
| | | | | | | | | | | | | | | | | |
| | | | | | | | | | | | | | | | | |
| | | | | | | | | | | | | | | | | |
| | | | | | | | | | | | | | | | | |
| | | | | | | | | | | | | | | | | |
| | | | | | | | | | | | | | | | | |
| | | | | | | | | | | | | | | | | |
| | | | | | | | | | | | | | | | | |
| | | | | | | | | | | | | | | | | |
| | | | | | | | | | | | | | | | | |
| | | | | | | | | | | | | | | | | |
| | | | | | | | | | | | | | | | | |
| | | | | | | | | | | | | | | | | |
| | | | | | | | | | | | | | | | | |
| | | | | | | | | | | | | | | | | |
| | | | | | | | | | | | | | | | | |
| | | | | | | | | | | | | | | | | |
| | | | | | | | | | | | | | | | | |
| | | | | | | | | | | | | | | | | |
| | | | | | | | | | | | | | | | | |
| | | | | | | | | | | | | | | | | |
| | | | | | | | | | | | | | | | | |
| | | | | | | | | | | | | | | | | |
| | | | | | | | | | | | | | | | | |
| | | | | | | | | | | | | | | | | |
| | | | | | | | | | | | | | | | | |
| | | | | | | | | | | | | | | | | |
| | | | | | | | | | | | | | | | | |
| | | | | | | | | | | | | | | | | |
| | | | | | | | | | | | | | | | | |
| | | | | | | | | | | | | | | | | |
| | | | | | | | | | | | | | | | | |
| | | | | | | | | | | | | | | | | |
| | | | | | | | | | | | | | | | | |
| | | | | | | | | | | | | | | | | |
| | | | | | | | | | | | | | | | | |
| | | | | | | | | | | | | | | | | |
| | | | | | | | | | | | | | | | | |
| | | | | | | | | | | | | | | | | |
| | | | | | | | | | | | | | | | | |
| | | | | | | | | | | | | | | | | |
| | | | | | | | | | | | | | | | | |
| | | | | | | | | | | | | | | | | |
| | | | | | | | | | | | | | | | | |
| | | | | | | | | | | | | | | | | |
| | | | | | | | | | | | | | | | | |
| | | | | | | | | | | | | | | | | |
| | | | | | | | | | | | | | | | | |
| | | | | | | | | | | | | | | | | |
| | | | | | | | | | | | | | | | | |
| | | | | | | | | | | | | | | | | |
| | | | | | | | | | | | | | | | | |
| | | | | | | | | | | | | | | | | |
| | | | | | | | | | | | | | | | | |
| | | | | | | | | | | | | | | | | |
| | | | | | | | | | | | | | | | | |
| | | | | | | | | | | | | | | | | |
| | | | | | | | | | | | | | | | | |
| | | | | | | | | | | | | | | | | |
| | | | | | | | | | | | | | | | | |
| | | | | | | | | | | | | | | | | |
| | | | | | | | | | | | | | | | | |
| | | | | | | | | | | | | | | | | |
| | | | | | | | | | | | | | | | | |
| | | | | | | | | | | | | | | | | |
| | | | | | | | | | | | | | | | | |
| | | | | | | | | | | | | | | | | |
| | | | | | | | | | | | | | | | | |
| | | | | | | | | | | | | | | | | |
| | | | | | | | | | | | | | | | | |
| | | | | | | | | | | | | | | | | |
| | | | | | | | | | | | | | | | | |
| | | | | | | | | | | | | | | | | |
| | | | | | | | | | | | | | | | | |
| | | | | | | | | | | | | | | | | |
| | | | | | | | | | | | | | | | | |
| | | | | | | | | | | | | | | | | |
| | | | | | | | | | | | | | | | | |
| | | | | | | | | | | | | | | | | |
| | | | | | | | | | | | | | | | | |
| | | | | | | | | | | | | | | | | |
| | | | | | | | | | | | | | | | | |
| | | | | | | | | | | | | | | | | |
| | | | | | | | | | | | | | | | | |
| | | | | | | | | | | | | | | | | |
| | | | | | | | | | | | | | | | | |
| | | | | | | | | | | | | | | | | |
| | | | | | | | | | | | | | | | | |
| | | | | | | | | | | | | | | | | |
| | | | | | | | | | | | | | | | | |
| | | | | | | | | | | | | | | | | |
| | | | | | | | | | | | | | | | | |
| | | | | | | | | | | | | | | | | |
| | | | | | | | | | | | | | | | | |
| | | | | | | | | | | | | | | | | |
| | | | | | | | | | | | | | | | | |
| | | | | | | | | | | | | | | | | |
| | | | | | | | | | | | | | | | | |
| | | | | | | | | | | | | | | | | |
| | | | | | | | | | | | | | | | | |
| | | | | | | | | | | | | | | | | |
| | | | | | | | | | | | | | | | | |
| | | | | | | | | | | | | | | | | |
| | | | | | | | | | | | | | | | | |
| | | | | | | | | | | | | | | | | |
| | | | | | | | | | | | | | | | | |
| | | | | | | | | | | | | | | | | |
| | | | | | | | | | | | | | | | | |
| | | | | | | | | | | | | | | | | |
| | | | | | | | | | | | | | | | | |
| | | | | | | | | | | | | | | | | |
| | | | | | | | | | | | | | | | | |
| | | | | | | | | | | | | | | | | |
| | | | | | | | | | | | | | | | | |
| | | | | | | | | | | | | | | | | |
| | | | | | | | | | | | | | | | | |
| | | | | | | | | | | | | | | | | |
| | | | | | | | | | | | | | | | | |
| | | | | | | | | | | | | | | | | |
| | | | | | | | | | | | | | | | | |
| | | | | | | | | | | | | | | | | |
| | | | | | | | | | | | | | | | | |
| | | | | | | | | | | | | | | | | |
| | | | | | | | | | | | | | | | | |
| | | | | | | | | | | | | | | | | |
| | | | | | | | | | | | | | | | | |
| | | | | | | | | | | | | | | | | |
| | | | | | | | | | | | | | | | | |
| | | | | | | | | | | | | | | | | |
| | | | | | | | | | | | | | | | | |
| | | | | | | | | | | | | | | | | |
| | | | | | | | | | | | | | | | | |
| | | | | | | | | | | | | | | | | |
| | | | | | | | | | | | | | | | | |
| | | | | | | | | | | | | | | | | |
| | | | | | | | | | | | | | | | | |
| | | | | | | | | | | | | | | | | |
| | | | | | | | | | | | | | | | | |
| | | | | | | | | | | | | | | | | |
| | | | | | | | | | | | | | | | | |
| | | | | | | | | | | | | | | | | |
| | | | | | | | | | | | | | | | | |
| | | | | | | | | | | | | | | | | |
| | | | | | | | | | | | | | | | | |
| | | | | | | | | | | | | | | | | |
| | | | | | | | | | | | | | | | | |
| | | | | | | | | | | | | | | | | |
| | | | | | | | | | | | | | | | | |
| | | | | | | | | | | | | | | | | |
| | | | | | | | | | | | | | | | | |
| | | | | | | | | | | | | | | | | |
| | | | | | | | | | | | | | | | | |
| | | | | | | | | | | | | | | | | |
| | | | | | | | | | | | | | | | | |
| | | | | | | | | | | | | | | | | |
| | | | | | | | | | | | | | | | | |
| | | | | | | | | | | | | | | | | |
| | | | | | | | | | | | | | | | | |
| | | | | | | | | | | | | | | | | |
| | | | | | | | | | | | | | | | | |
| | | | | | | | | | | | | | | | | |
| | | | | | | | | | | | | | | | | |
| | | | | | | | | | | | | | | | | |
| | | | | | | | | | | | | | | | | |
| | | | | | | | | | | | | | | | | |
| | | | | | | | | | | | | | | | | |
| | | | | | | | | | | | | | | | | |
| | | | | | | | | | | | | | | | | |
| | | | | | | | | | | | | | | | | |
| | | | | | | | | | | | | | | | | |
| | | | | | | | | | | | | | | | | |
| | | | | | | | | | | | | | | | | |
| | | | | | | | | | | | | | | | | |
| | | | | | | | | | | | | | | | | |
| | | | | | | | | | | | | | | | | |
| | | | | | | | | | | | | | | | | |
| | | | | | | | | | | | | | | | | |
| | | | | | | | | | | | | | | | | |
| | | | | | | | | | | | | | | | | |
| | | | | | | | | | | | | | | | | |
| | | | | | | | | | | | | | | | | |
| | | | | | | | | | | | | | | | | |
| | | | | | | | | | | | | | | | | |
| | | | | | | | | | | | | | | | | |
| | | | | | | | | | | | | | | | | |
| | | | | | | | | | | | | | | | | |
| | | | | | | | | | | | | | | | | |
| | | | | | | | | | | | | | | | | |
| | | | | | | | | | | | | | | | | |
| | | | | | | | | | | | | | | | | |
| | | | | | | | | | | | | | | | | |
| | | | | | | | | | | | | | | | | |
| | | | | | | | | | | | | | | | | |
| | | | | | | | | | | | | | | | | |
| | | | | | | | | | | | | | | | | |
| | | | | | | | | | | | | | | | | |
| | | | | | | | | | | | | | | | | |
| | | | | | | | | | | | | | | | | |
| | | | | | | | | | | | | | | | | |
| | | | | | | | | | | | | | | | | |
| | | | | | | | | | | | | | | | | |
| | | | | | | | | | | | | | | | | |
| | | | | | | | | | | | | | | | | |
| | | | | | | | | | | | | | | | | |
| | | | | | | | | | | | | | | | | |
| | | | | | | | | | | | | | | | | |
| | | | | | | | | | | | | | | | | |
| | | | | | | | | | | | | | | | | |
| | | | | | | | | | | | | | | | | |
| | | | | | | | | | | | | | | | | |
| | | | | | | | | | | | | | | | | |
| | | | | | | | | | | | | | | | | |
| | | | | | | | | | | | | | | | | |
| | | | | | | | | | | | | | | | | |
| | | | | | | | | | | | | | | | | |
| | | | | | | | | | | | | | | | | |
| | | | | | | | | | | | | | | | | |
| | | | | | | | | | | | | | | | | |
| | | | | | | | | | | | | | | | | |
| | | | | | | | | | | | | | | | | |
| | | | | | | | | | | | | | | | | |
| | | | | | | | | | | | | | | | | |
| | | | | | | | | | | | | | | | | |
| | | | | | | | | | | | | | | | | |
| | | | | | | | | | | | | | | | | |
| | | | | | | | | | | | | | | | | |
| | | | | | | | | | | | | | | | | |
| | | | | | | | | | | | | | | | | |
| | | | | | | | | | | | | | | | | |
| | | | | | | | | | | | | | | | | |
| | | | | | | | | | | | | | | | | |
| | | | | | | | | | | | | | | | | |
| | | | | | | | | | | | | | | | | |
| | | | | | | | | | | | | | | | | |
| | | | | | | | | | | | | | | | | |
| | | | | | | | | | | | | | | | | |
| | | | | | | | | | | | | | | | | |
| | | | | | | | | | | | | | | | | |
| | | | | | | | | | | | | | | | | |

| | | | | | | | | | | |
|-------------------|----------|-----------|----------------|------------|-------------|---------------|------|------|-------|-----------|
| Average RPI Win: | 158 | WON-LOST | WINNING | LAST 10 | STRENGTH OF | OPP. STRENGTH | TEAM | ADJ. | CONF. | ADJ CONF. |
| Average RPI Loss: | 89 | RECORD | PCT. RANK | GAMES | SCHEDULE | OF SCHEDULE | RPI | RPI | RPI | RPI |
| DIV. I ONLY | 8- 20 | 281 | 3- 7 | 30 | 71 | 164 | 164 | 5 | 5 | |
| DIV. I NON-CONF. | 4- 9 | 248 | 0- 0 | 97 | 128 | 194 | 194 | 5 | 5 | |
| TOTALS | RPI 1-25 | RPI 26-50 | W-L RECORDS | RPI 51-100 | RPI 101-150 | RPI 150+ | | | | |
| 8- 20 | 0- 6 | 0- 2 | OVERALL | 1- 5 | 3- 1 | 4- 6 | | | | |
| 5- 8 | 0- 2 | 0- 1 | HOME | 1- 2 | 1- 1 | 3- 2 | | | | |
| 3- 11 | 0- 4 | 0- 1 | AWAY | 0- 2 | 2- 0 | 1- 4 | | | | |
| 0- 1 | 0- 0 | 0- 0 | NEUTRAL | 0- 1 | 0- 0 | 0- 0 | | | | |
| 4- 9 | 0- 2 | 0- 0 | NON-CONFERENCE | 0- 3 | 2- 0 | 2- 4 | | | | |
| 2- 3 | 0- 0 | 0- 0 | HOME | 0- 2 | 1- 0 | 1- 1 | | | | |
| 2- 5 | 0- 2 | 0- 0 | AWAY | 0- 0 | 1- 0 | 1- 3 | | | | |
| 0- 1 | 0- 0 | 0- 0 | NEUTRAL | 0- 1 | 0- 0 | 0- 0 | | | | |
| 4- 11 | 0- 4 | 0- 2 | CONFERENCE | 1- 2 | 1- 1 | 2- 2 | | | | |
| 3- 5 | 0- 2 | 0- 1 | HOME | 1- 0 | 0- 1 | 2- 1 | | | | |
| 1- 6 | 0- 2 | 0- 1 | AWAY | 0- 2 | 1- 0 | 0- 1 | | | | |
| 0- 0 | 0- 0 | 0- 0 | NEUTRAL | 0- 0 | 0- 0 | 0- 0 | | | | |

| RPI | S | Opponent | Score |
|-----|---|------------|-------|
| 1 | A | UConn | 50 96 |
| 1 | H | UConn | 58 98 |
| 15 | A | Oklahoma | 68 85 |
| 19 | A | Kansas St. | 62 82 |
| 20 | A | Temple | 43 70 |
| 20 | H | Temple | 49 58 |

| RPI | S | Opponent | Score |
|-----|---|------------|-------|
| 35 | A | South Fla. | 68 84 |
| 35 | H | South Fla. | 64 90 |

| RPI | S | Opponent | Score |
|-----|---|--------------|-------|
| 52 | H | Little Rock | 58 63 |
| 55 | A | Tulane | 65 70 |
| 63 | H | South Dakota | 68 71 |
| 86 | N | BYU | 56 71 |
| 93 | A | SMU | 41 62 |
| 93 | H | SMU | 66 59 |

| RPI | S | Opponent | Score | Team's RPI: 164 |
|-----|---|---------------|--------|-----------------|
| 103 | H | Saint Louis | 70 64 | |
| 104 | A | UCF | 73 62 | |
| 104 | H | UCF | 58 62 | |
| 142 | A | New Mexico | 67 64 | |
| 153 | H | Arkansas | 50 57 | |
| 154 | A | Oral Roberts | 68 76 | |
| 155 | H | Memphis | 57 52 | |
| 165 | H | East Carolina | 100 92 | |
| 171 | A | Houston | 66 71 | |
| 171 | H | Houston | 62 65 | |
| 183 | H | North Texas | 63 58 | |
| 210 | A | Indiana St. | 68 72 | |
| 315 | A | UMKC | 80 70 | |
| 322 | A | Arkansas St. | 80 83 | |

LAST 12 Division I GAMES:

| | | | | | | | |
|-----|---|------------|-------|-----|---|---------------|--------|
| 35 | H | South Fla. | 64 90 | 165 | H | East Carolina | 100 92 |
| 93 | A | SMU | 41 62 | 93 | H | SMU | 66 59 |
| 171 | H | Houston | 62 65 | 55 | A | Tulane | 65 70 |
| 104 | H | UCF | 58 62 | 104 | A | UCF | 73 62 |
| 20 | A | Temple | 43 70 | 1 | H | UConn | 58 98 |
| 1 | A | UConn | 50 96 | 20 | H | Temple | 49 58 |

Non-Div I Games:

Tulsa

■ Loss,
 ■ Non-Conf,
 ■ S Site,
 ■ Home
 ■ A Away
 N Neutral

II

A

B

A

106 48

A

Page 300

| | | | | | | | | | | |
|-------------------|----------|-----------|----------------|------------|-------------|---------------|------|------|-------|-----------|
| Average RPI Win: | 235 | WON-LOST | WINNING | LAST 10 | STRENGTH OF | OPP. STRENGTH | TEAM | ADJ. | CONF. | ADJ CONF. |
| Average RPI Loss: | 90 | RECORD | PCT. RANK | GAMES | SCHEDULE | OF SCHEDULE | RPI | RPI | RPI | RPI |
| DIV. I ONLY | 20- 6 | 34 | 9- 1 | 236 | 193 | 96 | 96 | 24 | 24 | |
| DIV. I NON-CONF. | 8- 4 | 97 | 0- 0 | 82 | 103 | 61 | 61 | 23 | 23 | |
| TOTALS | RPI 1-25 | RPI 26-50 | W-L RECORDS | RPI 51-100 | RPI 101-150 | RPI 150+ | | | | |
| 20- 6 | 0- 2 | 0- 0 | OVERALL | 1- 1 | 3- 2 | 16- 1 | | | | |
| 11- 2 | 0- 0 | 0- 0 | HOME | 1- 0 | 1- 1 | 9- 1 | | | | |
| 9- 3 | 0- 2 | 0- 0 | AWAY | 0- 0 | 2- 1 | 7- 0 | | | | |
| 0- 1 | 0- 0 | 0- 0 | NEUTRAL | 0- 1 | 0- 0 | 0- 0 | | | | |
| 8- 4 | 0- 2 | 0- 0 | NON-CONFERENCE | 1- 1 | 3- 0 | 4- 1 | | | | |
| 4- 1 | 0- 0 | 0- 0 | HOME | 1- 0 | 1- 0 | 2- 1 | | | | |
| 4- 2 | 0- 2 | 0- 0 | AWAY | 0- 0 | 2- 0 | 2- 0 | | | | |
| 0- 1 | 0- 0 | 0- 0 | NEUTRAL | 0- 1 | 0- 0 | 0- 0 | | | | |
| 12- 2 | 0- 0 | 0- 0 | CONFERENCE | 0- 0 | 0- 2 | 12- 0 | | | | |
| 7- 1 | 0- 0 | 0- 0 | HOME | 0- 0 | 0- 1 | 7- 0 | | | | |
| 5- 1 | 0- 0 | 0- 0 | AWAY | 0- 0 | 0- 1 | 5- 0 | | | | |
| 0- 0 | 0- 0 | 0- 0 | NEUTRAL | 0- 0 | 0- 0 | 0- 0 | | | | |

| RPI 1-25 | | | | RPI 26-50 | | | | RPI 51-100 | | | | Team's RPI: 96 | | RPI 101+ | | | |
|---------------------------|---|------------------|-------|-----------|---|-------------------|-------|------------|---|--------------|-------|----------------|--|----------|---|-------------------|--------|
| RPI | S | Opponent | Score | RPI | S | Opponent | Score | RPI | S | Opponent | Score | | | RPI | S | Opponent | Score |
| 5 | A | Oregon St. | 52 93 | | | | | 88 | H | Montana St. | 70 62 | | | 104 | A | UCF | 77 71 |
| 9 | A | Stanford | 42 68 | | | | | 95 | N | Jacksonville | 54 61 | | | 121 | A | Long Beach St. | 62 64 |
| | | | | | | | | | | | | | | 121 | H | Long Beach St. | 51 64 |
| | | | | | | | | | | | | | | 126 | H | St. Mary's (CA) | 68 66 |
| | | | | | | | | | | | | | | 140 | A | San Francisco | 78 58 |
| | | | | | | | | | | | | | | 166 | H | CSUN | 81 65 |
| | | | | | | | | | | | | | | 175 | H | UC Riverside | 72 55 |
| | | | | | | | | | | | | | | 189 | H | Hofstra | 60 64 |
| | | | | | | | | | | | | | | 233 | A | UC Santa Barbara | 62 48 |
| | | | | | | | | | | | | | | 233 | H | UC Santa Barbara | 70 61 |
| | | | | | | | | | | | | | | 251 | A | Pacific | 95 87 |
| | | | | | | | | | | | | | | 256 | A | Cal Poly | 61 53 |
| | | | | | | | | | | | | | | 256 | H | Cal Poly | 83 75 |
| | | | | | | | | | | | | | | 258 | A | Hawaii | 69 50 |
| | | | | | | | | | | | | | | 258 | H | Hawaii | 70 55 |
| | | | | | | | | | | | | | | 268 | H | San Diego St. | 75 55 |
| | | | | | | | | | | | | | | 271 | H | Portland | 66 52 |
| | | | | | | | | | | | | | | 283 | A | Sacramento St. | 110 78 |
| | | | | | | | | | | | | | | 324 | A | UC Irvine | 89 48 |
| | | | | | | | | | | | | | | 324 | H | UC Irvine | 62 42 |
| | | | | | | | | | | | | | | 346 | A | Cal St. Fullerton | 70 51 |
| | | | | | | | | | | | | | | 346 | H | Cal St. Fullerton | 59 39 |
| LAST 12 Division I GAMES: | | | | | | | | | | | | | | | | | |
| 233 | H | UC Santa Barbara | 70 61 | 346 | H | Cal St. Fullerton | 59 39 | | | | | | | | | | |
| 256 | H | Cal Poly | 83 75 | 175 | H | UC Riverside | 72 55 | | | | | | | | | | |
| 258 | A | Hawaii | 69 50 | 121 | A | Long Beach St. | 62 64 | | | | | | | | | | |
| 324 | H | UC Irvine | 62 42 | 346 | A | Cal St. Fullerton | 70 51 | | | | | | | | | | |
| 233 | A | UC Santa Barbara | 62 48 | 166 | H | CSUN | 81 65 | | | | | | | | | | |
| 256 | A | Cal Poly | 61 53 | 121 | H | Long Beach St. | 51 64 | | | | | | | | | | |

Non-Div I Games: Holy Names 91 51

UC Davis

| | | | | | | | | | | |
|-------------------|----------|-----------|----------------|------------|-------------|---------------|------|------|-------|-----------|
| Average RPI Win: | 236 | WON-LOST | WINNING | LAST 10 | STRENGTH OF | OPP. STRENGTH | TEAM | ADJ. | CONF. | ADJ CONF. |
| Average RPI Loss: | 186 | RECORD | PCT. RANK | GAMES | SCHEDULE | OF SCHEDULE | RPI | RPI | RPI | RPI |
| DIV. I ONLY | 3- 24 | 338 | 1- 9 | 172 | 282 | 324 | 324 | 24 | 24 | |
| DIV. I NON-CONF. | 1- 12 | 332 | 0- 0 | 182 | 311 | 319 | 319 | 23 | 23 | |
| TOTALS | RPI 1-25 | RPI 26-50 | W-L RECORDS | RPI 51-100 | RPI 101-150 | RPI 150+ | | | | |
| 3- 24 | 0- 0 | 0- 0 | OVERALL | 0- 5 | 0- 3 | 3- 16 | | | | |
| 1- 12 | 0- 0 | 0- 0 | HOME | 0- 3 | 0- 2 | 1- 7 | | | | |
| 2- 11 | 0- 0 | 0- 0 | AWAY | 0- 2 | 0- 1 | 2- 8 | | | | |
| 0- 1 | 0- 0 | 0- 0 | NEUTRAL | 0- 0 | 0- 0 | 0- 1 | | | | |
| 1- 12 | 0- 0 | 0- 0 | NON-CONFERENCE | 0- 3 | 0- 1 | 1- 8 | | | | |
| 0- 6 | 0- 0 | 0- 0 | HOME | 0- 2 | 0- 1 | 0- 3 | | | | |
| 1- 5 | 0- 0 | 0- 0 | AWAY | 0- 1 | 0- 0 | 1- 4 | | | | |
| 0- 1 | 0- 0 | 0- 0 | NEUTRAL | 0- 0 | 0- 0 | 0- 1 | | | | |
| 2- 12 | 0- 0 | 0- 0 | CONFERENCE | 0- 2 | 0- 2 | 2- 8 | | | | |
| 1- 6 | 0- 0 | 0- 0 | HOME | 0- 1 | 0- 1 | 1- 4 | | | | |
| 1- 6 | 0- 0 | 0- 0 | AWAY | 0- 1 | 0- 1 | 1- 4 | | | | |
| 0- 0 | 0- 0 | 0- 0 | NEUTRAL | 0- 0 | 0- 0 | 0- 0 | | | | |

| RPI S | Opponent | Score | RPI S | Opponent | Score | RPI S | Opponent | Score | RPI S | Opponent | Score | Team's RPI: 324 |
|---------------------------|------------------|-------|-------|---------------------|-------|-------|-----------------------|--------|-------|---------------------|-------|-----------------|
| | | | | | | 67 | H Southern California | 45 83 | 103 | H Saint Louis | 69 79 | |
| | | | | | | 77 | A Gonzaga | 38 102 | 121 | A Long Beach St. | 74 87 | |
| | | | | | | 91 | H UNLV | 46 62 | 121 | H Long Beach St. | 63 68 | |
| | | | | | | 96 | A UC Davis | 42 62 | 161 | A Idaho St. | 54 65 | |
| | | | | | | 96 | H UC Davis | 48 89 | 166 | A CSUN | 77 85 | |
| | | | | | | | | | 166 | H CSUN | 77 52 | |
| | | | | | | | | | 174 | N Fresno St. | 45 63 | |
| | | | | | | | | | 175 | A UC Riverside | 58 76 | |
| | | | | | | | | | 175 | H UC Riverside | 58 79 | |
| | | | | | | | | | 200 | A Utah St. | 52 66 | |
| | | | | | | | | | 205 | A Loyola Marymount | 39 58 | |
| | | | | | | | | | 233 | H UC Santa Barbara | 60 85 | |
| | | | | | | | | | 247 | A Portland St. | 73 79 | |
| | | | | | | | | | 256 | A Cal Poly | 74 71 | |
| | | | | | | | | | 256 | H Cal Poly | 60 78 | |
| | | | | | | | | | 258 | A Hawaii | 62 79 | |
| | | | | | | | | | 258 | H Hawaii | 60 73 | |
| | | | | | | | | | 265 | H CSU Bakersfield | 66 86 | |
| | | | | | | | | | 283 | H Sacramento St. | 70 78 | |
| | | | | | | | | | 287 | A Nevada | 72 59 | |
| | | | | | | | | | 298 | H Southern Utah | 58 70 | |
| | | | | | | | | | 346 | A Cal St. Fullerton | 53 64 | |
| LAST 12 Division I GAMES: | | | | | | | | | | | | |
| 121 | A Long Beach St. | 74 87 | 121 | H Long Beach St. | 63 68 | | | | | | | |
| 258 | H Hawaii | 60 73 | 233 | H UC Santa Barbara | 60 85 | | | | | | | |
| 256 | A Cal Poly | 74 71 | 258 | A Hawaii | 62 79 | | | | | | | |
| 166 | A CSUN | 77 85 | 175 | H UC Riverside | 58 79 | | | | | | | |
| 96 | A UC Davis | 42 62 | 346 | A Cal St. Fullerton | 53 64 | | | | | | | |
| 256 | H Cal Poly | 60 78 | 166 | H CSUN | 77 52 | | | | | | | |

Non-Div I Games: Concordia (CA) 92 61

UC Irvine

■ Loss,
 ■ Non-Conf,
 ■ S Site,
 ■ Home
 ■ A Away
 N Neutral

| | | | | | | | | | | |
|-------------------|----------|-----------|----------------|------------|-------------|---------------|------|------|-------|-----------|
| Average RPI Win: | 268 | WON-LOST | WINNING | LAST 10 | STRENGTH OF | OPP. STRENGTH | TEAM | ADJ. | CONF. | ADJ CONF. |
| Average RPI Loss: | 113 | RECORD | PCT. RANK | GAMES | SCHEDULE | OF SCHEDULE | RPI | RPI | RPI | RPI |
| DIV. I ONLY | 15- 13 | 154 | 5- 5 | 245 | 200 | 175 | 175 | 24 | 24 | |
| DIV. I NON-CONF. | 6- 7 | 182 | 0- 0 | 128 | 114 | 151 | 151 | 23 | 23 | |
| TOTALS | RPI 1-25 | RPI 26-50 | W-L RECORDS | RPI 51-100 | RPI 101-150 | RPI 150+ | | | | |
| 15- 13 | 0- 1 | 0- 0 | OVERALL | 0- 5 | 0- 3 | 15- 4 | | | | |
| 8- 4 | 0- 0 | 0- 0 | HOME | 0- 2 | 0- 1 | 8- 1 | | | | |
| 6- 9 | 0- 1 | 0- 0 | AWAY | 0- 3 | 0- 2 | 6- 3 | | | | |
| 1- 0 | 0- 0 | 0- 0 | NEUTRAL | 0- 0 | 0- 0 | 1- 0 | | | | |
| 6- 7 | 0- 1 | 0- 0 | NON-CONFERENCE | 0- 4 | 0- 1 | 6- 1 | | | | |
| 3- 2 | 0- 0 | 0- 0 | HOME | 0- 2 | 0- 0 | 3- 0 | | | | |
| 2- 5 | 0- 1 | 0- 0 | AWAY | 0- 2 | 0- 1 | 2- 1 | | | | |
| 1- 0 | 0- 0 | 0- 0 | NEUTRAL | 0- 0 | 0- 0 | 1- 0 | | | | |
| 9- 6 | 0- 0 | 0- 0 | CONFERENCE | 0- 1 | 0- 2 | 9- 3 | | | | |
| 5- 2 | 0- 0 | 0- 0 | HOME | 0- 0 | 0- 1 | 5- 1 | | | | |
| 4- 4 | 0- 0 | 0- 0 | AWAY | 0- 1 | 0- 1 | 4- 2 | | | | |
| 0- 0 | 0- 0 | 0- 0 | NEUTRAL | 0- 0 | 0- 0 | 0- 0 | | | | |

| RPI 1-25 | | | RPI 26-50 | | | RPI 51-100 | | | RPI 101+ Team's RPI: 175 | | |
|---------------------------|---|-------------------|-----------|-----|---|-------------------|-------|-----|--------------------------|---------------------|-------|
| RPI | S | Opponent | Score | RPI | S | Opponent | Score | RPI | S | Opponent | Score |
| 22 | A | Missouri | 62 68 | | | | | 58 | A | California | 56 71 |
| | | | | | | | | 63 | H | South Dakota | 55 61 |
| | | | | | | | | 67 | A | Southern California | 49 67 |
| | | | | | | | | 74 | H | Penn | 55 71 |
| | | | | | | | | 96 | A | UC Davis | 55 72 |
| | | | | | | | | 106 | A | FGCU | 45 60 |
| | | | | | | | | 121 | A | Long Beach St. | 51 55 |
| | | | | | | | | 121 | H | Long Beach St. | 66 73 |
| | | | | | | | | 166 | A | CSUN | 70 79 |
| | | | | | | | | 166 | H | CSUN | 67 70 |
| | | | | | | | | 170 | A | Kansas | 84 90 |
| | | | | | | | | 205 | A | Loyola Marymount | 75 72 |
| | | | | | | | | 216 | H | Seattle U | 58 54 |
| | | | | | | | | 226 | H | Grand Canyon | 77 64 |
| | | | | | | | | 233 | A | UC Santa Barbara | 54 58 |
| | | | | | | | | 233 | H | UC Santa Barbara | 73 69 |
| | | | | | | | | 237 | N | Samford | 51 48 |
| | | | | | | | | 256 | A | Cal Poly | 72 69 |
| | | | | | | | | 256 | H | Cal Poly | 68 59 |
| | | | | | | | | 258 | A | Hawaii | 79 59 |
| | | | | | | | | 258 | H | Hawaii | 63 45 |
| | | | | | | | | 265 | A | CSU Bakersfield | 71 66 |
| | | | | | | | | 268 | H | San Diego St. | 72 44 |
| | | | | | | | | 324 | A | UC Irvine | 79 58 |
| | | | | | | | | 324 | H | UC Irvine | 76 58 |
| | | | | | | | | 346 | A | Cal St. Fullerton | 75 63 |
| | | | | | | | | 346 | H | Cal St. Fullerton | 68 45 |
| LAST 12 Division I GAMES: | | | | | | | | | | | |
| 166 | A | CSUN | 70 79 | 256 | A | Cal Poly | 72 69 | | | | |
| 121 | H | Long Beach St. | 66 73 | 258 | H | Hawaii | 63 45 | | | | |
| 346 | A | Cal St. Fullerton | 75 63 | 121 | A | Long Beach St. | 51 55 | | | | |
| 233 | H | UC Santa Barbara | 73 69 | 96 | A | UC Davis | 55 72 | | | | |
| 166 | H | CSUN | 67 70 | 346 | H | Cal St. Fullerton | 68 45 | | | | |
| 258 | A | Hawaii | 79 59 | 324 | A | UC Irvine | 79 58 | | | | |

Non-Div I Games:

UC Riverside

■ Loss,
 ■ Non-Conf,
 ■ S Site,
 ■ Home
 ■ A Away
 N Neutral

| | | | | | | | | | | |
|-------------------|----------|-----------|----------------|------------|-------------|---------------|------|------|-------|-----------|
| Average RPI Win: | 266 | WON-LOST | WINNING | LAST 10 | STRENGTH OF | OPP. STRENGTH | TEAM | ADJ. | CONF. | ADJ CONF. |
| Average RPI Loss: | 156 | RECORD | PCT. RANK | GAMES | SCHEDULE | OF SCHEDULE | RPI | RPI | RPI | RPI |
| DIV. I ONLY | 12- 15 | 205 | 4- 6 | 292 | 207 | 233 | 233 | 24 | 24 | |
| DIV. I NON-CONF. | 5- 8 | 218 | 0- 0 | 310 | 142 | 271 | 271 | 23 | 23 | |
| TOTALS | RPI 1-25 | RPI 26-50 | W-L RECORDS | RPI 51-100 | RPI 101-150 | RPI 150+ | | | | |
| 12- 15 | 0- 1 | 0- 0 | OVERALL | 0- 3 | 1- 2 | 11- 9 | | | | |
| 6- 5 | 0- 1 | 0- 0 | HOME | 0- 1 | 1- 1 | 5- 2 | | | | |
| 4- 10 | 0- 0 | 0- 0 | AWAY | 0- 2 | 0- 1 | 4- 7 | | | | |
| 2- 0 | 0- 0 | 0- 0 | NEUTRAL | 0- 0 | 0- 0 | 2- 0 | | | | |
| 5- 8 | 0- 1 | 0- 0 | NON-CONFERENCE | 0- 1 | 0- 1 | 5- 5 | | | | |
| 2- 3 | 0- 1 | 0- 0 | HOME | 0- 0 | 0- 1 | 2- 1 | | | | |
| 1- 5 | 0- 0 | 0- 0 | AWAY | 0- 1 | 0- 0 | 1- 4 | | | | |
| 2- 0 | 0- 0 | 0- 0 | NEUTRAL | 0- 0 | 0- 0 | 2- 0 | | | | |
| 7- 7 | 0- 0 | 0- 0 | CONFERENCE | 0- 2 | 1- 1 | 6- 4 | | | | |
| 4- 2 | 0- 0 | 0- 0 | HOME | 0- 1 | 1- 0 | 3- 1 | | | | |
| 3- 5 | 0- 0 | 0- 0 | AWAY | 0- 1 | 0- 1 | 3- 3 | | | | |
| 0- 0 | 0- 0 | 0- 0 | NEUTRAL | 0- 0 | 0- 0 | 0- 0 | | | | |

| RPI 1-25 | | | | RPI 26-50 | | | | RPI 51-100 | | | | RPI 101+ Team's RPI: 233 | | | |
|---------------------------|---|----------|-------|-----------|---|----------------|-------|------------|---|----------|-------|--------------------------|---|--------------------|-------|
| RPI | S | Opponent | Score | RPI | S | Opponent | Score | RPI | S | Opponent | Score | RPI | S | Opponent | Score |
| 11 | H | UCLA | 52 71 | | | | | 54 | A | Iowa St. | 60 77 | 121 | A | Long Beach St. | 45 59 |
| | | | | | | | | 96 | A | UC Davis | 61 70 | 121 | H | Long Beach St. | 65 60 |
| | | | | | | | | 96 | H | UC Davis | 48 62 | 132 | H | Yale | 60 64 |
| | | | | | | | | | | | | 159 | H | Santa Clara | 58 69 |
| | | | | | | | | | | | | 166 | A | CSUN | 61 75 |
| | | | | | | | | | | | | 166 | H | CSUN | 55 62 |
| | | | | | | | | | | | | 174 | A | Fresno St. | 50 49 |
| | | | | | | | | | | | | 175 | A | UC Riverside | 69 73 |
| | | | | | | | | | | | | 175 | H | UC Riverside | 58 54 |
| | | | | | | | | | | | | 205 | A | Loyola Marymount | 55 57 |
| | | | | | | | | | | | | 216 | A | Seattle U | 53 58 |
| | | | | | | | | | | | | 220 | A | San Diego | 63 77 |
| | | | | | | | | | | | | 256 | A | Cal Poly | 67 78 |
| | | | | | | | | | | | | 258 | A | Hawaii | 67 52 |
| | | | | | | | | | | | | 258 | H | Hawaii | 74 62 |
| | | | | | | | | | | | | 268 | A | San Diego St. | 70 84 |
| | | | | | | | | | | | | 288 | N | A&M-Corpus Christi | 66 60 |
| | | | | | | | | | | | | 294 | N | North Dakota St. | 66 59 |
| | | | | | | | | | | | | 303 | H | Pepperdine | 66 57 |
| | | | | | | | | | | | | 308 | H | Northern Ariz. | 60 51 |
| | | | | | | | | | | | | 324 | A | UC Irvine | 85 60 |
| | | | | | | | | | | | | 346 | A | Cal St. Fullerton | 56 49 |
| | | | | | | | | | | | | 346 | H | Cal St. Fullerton | 57 37 |
| LAST 12 Division I GAMES: | | | | | | | | | | | | | | | |
| | | | | 96 | A | UC Davis | 61 70 | | | | | 346 | H | Cal St. Fullerton | 57 37 |
| | | | | 121 | A | Long Beach St. | 45 59 | | | | | 324 | A | UC Irvine | 85 60 |
| | | | | 175 | A | UC Riverside | 69 73 | | | | | 166 | A | CSUN | 61 75 |
| | | | | 258 | A | Hawaii | 67 52 | | | | | 258 | H | Hawaii | 74 62 |
| | | | | 166 | H | CSUN | 55 62 | | | | | 121 | H | Long Beach St. | 65 60 |
| | | | | 96 | H | UC Davis | 48 62 | | | | | 175 | H | UC Riverside | 58 54 |

Non-Div I Games:

UC Santa Barbara

■ Loss,
 ■ Non-Conf,
 ■ S Site,
 ■ H Home
 ■ A Away
 N Neutral

| | | | | | | | | | | |
|-------------------|----------|-----------|----------------|------------|-------------|---------------|------|------|-------|-----------|
| Average RPI Win: | 183 | WON-LOST | WINNING | LAST 10 | STRENGTH OF | OPP. STRENGTH | TEAM | ADJ. | CONF. | ADJ CONF. |
| Average RPI Loss: | 110 | RECORD | PCT. RANK | GAMES | SCHEDULE | OF SCHEDULE | RPI | RPI | RPI | RPI |
| DIV. I ONLY | 19- 9 | 81 | 7- 3 | 175 | 85 | 104 | 104 | 5 | 5 | |
| DIV. I NON-CONF. | 10- 3 | 54 | 0- 0 | 225 | 253 | 101 | 101 | 5 | 5 | |
| TOTALS | RPI 1-25 | RPI 26-50 | W-L RECORDS | RPI 51-100 | RPI 101-150 | RPI 150+ | | | | |
| 19- 9 | 0- 1 | 1- 0 | OVERALL | 2- 4 | 2- 1 | 14- 3 | | | | |
| 10- 5 | 0- 1 | 0- 0 | HOME | 1- 2 | 2- 0 | 7- 2 | | | | |
| 9- 4 | 0- 0 | 1- 0 | AWAY | 1- 2 | 0- 1 | 7- 1 | | | | |
| 0- 0 | 0- 0 | 0- 0 | NEUTRAL | 0- 0 | 0- 0 | 0- 0 | | | | |
| 10- 3 | 0- 0 | 0- 0 | NON-CONFERENCE | 0- 3 | 1- 0 | 9- 0 | | | | |
| 6- 2 | 0- 0 | 0- 0 | HOME | 0- 2 | 1- 0 | 5- 0 | | | | |
| 4- 1 | 0- 0 | 0- 0 | AWAY | 0- 1 | 0- 0 | 4- 0 | | | | |
| 0- 0 | 0- 0 | 0- 0 | NEUTRAL | 0- 0 | 0- 0 | 0- 0 | | | | |
| 9- 6 | 0- 1 | 1- 0 | CONFERENCE | 2- 1 | 1- 1 | 5- 3 | | | | |
| 4- 3 | 0- 1 | 0- 0 | HOME | 1- 0 | 1- 0 | 2- 2 | | | | |
| 5- 3 | 0- 0 | 1- 0 | AWAY | 1- 1 | 0- 1 | 3- 1 | | | | |
| 0- 0 | 0- 0 | 0- 0 | NEUTRAL | 0- 0 | 0- 0 | 0- 0 | | | | |

| RPI | S | Opponent | Score | RPI | S | Opponent | Score | RPI | S | Opponent | Score | RPI | S | Opponent | Score | Team's RPI: 104 |
|---------------------------|---|---------------|-------|-----|---|---------------|-------|-----|---|---------------|-------|-----|---|-----------------|-------|-----------------|
| 1 | H | UConn | 48 84 | 35 | A | South Fla. | 66 62 | 55 | A | Tulane | 56 51 | 114 | H | Rider | 49 30 | |
| | | | | | | | | 92 | H | Virginia Tech | 64 67 | 143 | A | Cincinnati | 57 63 | |
| | | | | | | | | 93 | A | SMU | 58 63 | 143 | H | Cincinnati | 64 44 | |
| | | | | | | | | 93 | H | SMU | 63 37 | 155 | A | Memphis | 59 65 | |
| | | | | | | | | 94 | A | Buffalo | 65 66 | 155 | H | Memphis | 62 65 | |
| | | | | | | | | 96 | H | UC Davis | 71 77 | 157 | H | Omaha | 81 41 | |
| | | | | | | | | | | | | 164 | A | Tulsa | 62 58 | |
| | | | | | | | | | | | | 164 | H | Tulsa | 62 73 | |
| | | | | | | | | | | | | 165 | A | East Carolina | 54 42 | |
| | | | | | | | | | | | | 165 | H | East Carolina | 79 51 | |
| | | | | | | | | | | | | 171 | A | Houston | 62 48 | |
| | | | | | | | | | | | | 171 | H | Houston | 85 59 | |
| | | | | | | | | | | | | 185 | H | Bethune-Cookman | 70 43 | |
| | | | | | | | | | | | | 219 | A | Ga. Southern | 74 54 | |
| | | | | | | | | | | | | 242 | H | South Ala. | 70 58 | |
| | | | | | | | | | | | | 253 | H | Austin Peay | 61 43 | |
| | | | | | | | | | | | | 263 | A | Butler | 66 59 | |
| | | | | | | | | | | | | 276 | A | Davidson | 57 38 | |
| | | | | | | | | | | | | 302 | A | FIU | 69 52 | |
| | | | | | | | | | | | | 304 | H | Gardner-Webb | 66 52 | |
| LAST 12 Division I GAMES: | | | | | | | | | | | | | | | | |
| 93 | H | SMU | 63 37 | 93 | A | SMU | 58 63 | | | | | | | | | |
| 55 | A | Tulane | 56 51 | 155 | A | Memphis | 59 65 | | | | | | | | | |
| 165 | H | East Carolina | 79 51 | 143 | H | Cincinnati | 64 44 | | | | | | | | | |
| 35 | A | South Fla. | 66 62 | 164 | H | Tulsa | 62 73 | | | | | | | | | |
| 164 | A | Tulsa | 62 58 | 165 | A | East Carolina | 54 42 | | | | | | | | | |
| 171 | H | Houston | 85 59 | 171 | A | Houston | 62 48 | | | | | | | | | |

Non-Div I Games:

UCF

■ Loss,
 ■ Non-Conf, S Site,
 ■ Home
 ■ Away
 N Neutral

| | | | | | | | | | | |
|-------------------|----------|-----------|----------------|------------|-------------|---------------|------|------|-------|-----------|
| Average RPI Win: | 115 | WON-LOST | WINNING | LAST 10 | STRENGTH OF | OPP. STRENGTH | TEAM | ADJ. | CONF. | ADJ CONF. |
| Average RPI Loss: | 31 | RECORD | PCT. RANK | GAMES | SCHEDULE | OF SCHEDULE | RPI | RPI | RPI | RPI |
| DIV. I ONLY | 21- 7 | 41 | 7- 3 | 17 | 9 | 11 | 11 | 1 | 1 | |
| DIV. I NON-CONF. | 9- 2 | 37 | 0- 0 | 58 | 105 | 15 | 15 | 1 | 1 | |
| TOTALS | RPI 1-25 | RPI 26-50 | W-L RECORDS | RPI 51-100 | RPI 101-150 | RPI 150+ | | | | |
| 21- 7 | 3- 4 | 4- 1 | OVERALL | 5- 1 | 3- 1 | 6- 0 | | | | |
| 14- 0 | 2- 0 | 3- 0 | HOME | 3- 0 | 2- 0 | 4- 0 | | | | |
| 5- 7 | 1- 4 | 0- 1 | AWAY | 1- 1 | 1- 1 | 2- 0 | | | | |
| 2- 0 | 0- 0 | 1- 0 | NEUTRAL | 1- 0 | 0- 0 | 0- 0 | | | | |
| 9- 2 | 0- 2 | 2- 0 | NON-CONFERENCE | 1- 0 | 0- 0 | 6- 0 | | | | |
| 5- 0 | 0- 0 | 1- 0 | HOME | 0- 0 | 0- 0 | 4- 0 | | | | |
| 2- 2 | 0- 2 | 0- 0 | AWAY | 0- 0 | 0- 0 | 2- 0 | | | | |
| 2- 0 | 0- 0 | 1- 0 | NEUTRAL | 1- 0 | 0- 0 | 0- 0 | | | | |
| 12- 5 | 3- 2 | 2- 1 | CONFERENCE | 4- 1 | 3- 1 | 0- 0 | | | | |
| 9- 0 | 2- 0 | 2- 0 | HOME | 3- 0 | 2- 0 | 0- 0 | | | | |
| 3- 5 | 1- 2 | 0- 1 | AWAY | 1- 1 | 1- 1 | 0- 0 | | | | |
| 0- 0 | 0- 0 | 0- 0 | NEUTRAL | 0- 0 | 0- 0 | 0- 0 | | | | |

| RPI 1-25 | | | | Team's RPI: 11 | | RPI 26-50 | | | | RPI 51-100 | | | | RPI 101+ | | | |
|---------------------------|---|----------------|-------|----------------|---|---------------------|-------|-----|---|---------------------|-------|-----|---|------------------|-------|--|--|
| RPI | S | Opponent | Score | RPI | S | Opponent | Score | RPI | S | Opponent | Score | RPI | S | Opponent | Score | | |
| 4 | A | South Carolina | 57 66 | 28 | H | Arizona St. | 69 60 | 58 | A | California | 77 80 | 102 | A | Washington St. | 73 82 | | |
| 5 | A | Oregon St. | 61 68 | 37 | A | Oregon | 75 84 | 67 | A | Southern California | 74 59 | 102 | H | Washington St. | 67 48 | | |
| 5 | H | Oregon St. | 66 56 | 37 | H | Oregon | 79 63 | 67 | H | Southern California | 71 67 | 125 | A | Arizona | 79 56 | | |
| 6 | A | Baylor | 70 84 | 40 | H | Michigan | 84 64 | 70 | H | Utah | 67 56 | 125 | H | Arizona | 69 49 | | |
| 7 | A | Washington | 70 82 | 50 | N | Iowa | 78 65 | 85 | N | Toledo | 75 73 | 224 | H | Southern U. | 95 47 | | |
| 7 | H | Washington | 90 79 | | | | | 87 | H | Colorado | 87 74 | 233 | A | UC Santa Barbara | 71 52 | | |
| 9 | A | Stanford | 85 76 | | | | | | | | | 251 | H | Pacific | 82 55 | | |
| | | | | | | | | | | | | 256 | H | Cal Poly | 80 64 | | |
| | | | | | | | | | | | | 258 | H | Hawaii | 72 49 | | |
| | | | | | | | | | | | | 281 | A | N.C. A&T | 83 42 | | |
| LAST 12 Division I GAMES: | | | | | | | | | | | | | | | | | |
| 125 | A | Arizona | 79 56 | 58 | A | California | 77 80 | 125 | H | Arizona | 69 49 | 28 | H | Arizona St. | 69 60 | | |
| 102 | H | Washington St. | 67 48 | 67 | H | Arizona | 69 49 | 67 | H | Southern California | 71 67 | 37 | A | Oregon | 75 84 | | |
| 7 | H | Washington | 90 79 | 67 | A | Southern California | 74 59 | 37 | H | Oregon | 79 63 | 9 | A | Stanford | 85 76 | | |
| 5 | A | Oregon St. | 61 68 | | | | | | | | | | | | | | |

Non-Div I Games:

UCLA

■ Loss,
■ Non-Conf,
■ S Site,
■ H Home
■ A Away
N Neutral

| Average RPI Win: 74 | | WON-LOST | WINNING | LAST 10 | STRENGTH OF | OPP. STRENGTH | TEAM | ADJ. | CONF. | ADJ CONF. |
|---------------------|-------|----------|-----------|----------------|-------------|---------------|------------|-------------|----------|-----------|
| Average RPI Loss: 0 | | RECORD | PCT. RANK | GAMES | SCHEDULE | OF SCHEDULE | RPI | RPI | RPI | RPI |
| DIV. I ONLY | | 28- 0 | 1 | 10- 0 | 1 | 2 | 1 | 1 | 5 | 5 |
| DIV. I NON-CONF. | | 13- 0 | 1 | 1- 0 | 1 | 1 | 1 | 1 | 5 | 5 |
| TOTALS | | RPI 1-25 | RPI 26-50 | | W-L RECORDS | | RPI 51-100 | RPI 101-150 | RPI 150+ | |
| 28- 0 | 11- 0 | 3- 0 | | OVERALL | | 5- 0 | 2- 0 | 7- 0 | | |
| 14- 0 | 5- 0 | 2- 0 | | HOME | | 3- 0 | 0- 0 | 4- 0 | | |
| 13- 0 | 5- 0 | 1- 0 | | AWAY | | 2- 0 | 2- 0 | 3- 0 | | |
| 1- 0 | 1- 0 | 0- 0 | | NEUTRAL | | 0- 0 | 0- 0 | 0- 0 | | |
| 13- 0 | 9- 0 | 2- 0 | | NON-CONFERENCE | | 1- 0 | 0- 0 | 1- 0 | | |
| 6- 0 | 4- 0 | 1- 0 | | HOME | | 1- 0 | 0- 0 | 0- 0 | | |
| 6- 0 | 4- 0 | 1- 0 | | AWAY | | 0- 0 | 0- 0 | 1- 0 | | |
| 1- 0 | 1- 0 | 0- 0 | | NEUTRAL | | 0- 0 | 0- 0 | 0- 0 | | |
| 15- 0 | 2- 0 | 1- 0 | | CONFERENCE | | 4- 0 | 2- 0 | 6- 0 | | |
| 8- 0 | 1- 0 | 1- 0 | | HOME | | 2- 0 | 0- 0 | 4- 0 | | |
| 7- 0 | 1- 0 | 0- 0 | | AWAY | | 2- 0 | 2- 0 | 2- 0 | | |
| 0- 0 | 0- 0 | 0- 0 | | NEUTRAL | | 0- 0 | 0- 0 | 0- 0 | | |

| RPI | S | Opponent | Score | RPI | S | Opponent | Score | RPI | S | Opponent | Score | RPI | S | Opponent | Score |
|---------------------------|---|----------------|-------|-----|---|---------------|--------|-----|---|-------------|--------|-----|---|---------------|-------|
| 2 | A | Notre Dame | 72 61 | 33 | A | LSU | 76 53 | 55 | A | Tulane | 63 60 | 104 | A | UCF | 84 48 |
| 4 | H | South Carolina | 66 55 | 35 | H | South Fla. | 102 37 | 55 | H | Tulane | 100 56 | 143 | A | Cincinnati | 96 49 |
| 6 | H | Baylor | 72 61 | 45 | H | Dayton | 98 65 | 84 | H | Chattanooga | 80 43 | 155 | H | Memphis | 91 48 |
| 10 | A | Florida St. | 78 76 | | | | | 93 | A | SMU | 88 48 | 164 | A | Tulsa | 98 58 |
| 13 | N | Texas | 72 54 | | | | | 93 | H | SMU | 83 41 | 164 | H | Tulsa | 96 50 |
| 17 | H | DePaul | 91 46 | | | | | | | | | 165 | A | East Carolina | 91 44 |
| 19 | A | Kansas St. | 75 58 | | | | | | | | | 165 | H | East Carolina | 90 45 |
| 20 | A | Temple | 97 69 | | | | | | | | | 171 | H | Houston | 91 42 |
| 20 | H | Temple | 90 45 | | | | | | | | | 187 | A | Nebraska | 84 41 |
| 21 | A | Maryland | 87 81 | | | | | | | | | | | | |
| 25 | H | Ohio St. | 82 63 | | | | | | | | | | | | |
| LAST 12 Division I GAMES: | | | | | | | | | | | | | | | |
| 155 | H | Memphis | 91 48 | 164 | H | Tulsa | 96 50 | | | | | | | | |
| 20 | H | Temple | 90 45 | 20 | A | Temple | 97 69 | | | | | | | | |
| 55 | A | Tulane | 63 60 | 171 | H | Houston | 91 42 | | | | | | | | |
| 4 | H | South Carolina | 66 55 | 165 | A | East Carolina | 91 44 | | | | | | | | |
| 93 | H | SMU | 83 41 | 55 | H | Tulane | 100 56 | | | | | | | | |
| 143 | A | Cincinnati | 96 49 | 164 | A | Tulsa | 98 58 | | | | | | | | |

Non-Div I Games:

UConn

| | | | | | | | | | | |
|-------------------|----------|-----------|----------------|------------|-------------|---------------|------|------|-------|-----------|
| Average RPI Win: | 236 | WON-LOST | WINNING | LAST 10 | STRENGTH OF | OPP. STRENGTH | TEAM | ADJ. | CONF. | ADJ CONF. |
| Average RPI Loss: | 176 | RECORD | PCT. RANK | GAMES | SCHEDULE | OF SCHEDULE | RPI | RPI | RPI | RPI |
| DIV. I ONLY | 14- 13 | 166 | 8- 2 | 271 | 242 | 207 | 207 | 22 | 22 | |
| DIV. I NON-CONF. | 4- 8 | 230 | 0- 0 | 250 | 288 | 278 | 278 | 22 | 22 | |
| TOTALS | RPI 1-25 | RPI 26-50 | W-L RECORDS | RPI 51-100 | RPI 101-150 | RPI 150+ | | | | |
| 14- 13 | 0- 1 | 0- 1 | OVERALL | 0- 1 | 3- 2 | 11- 8 | | | | |
| 7- 6 | 0- 0 | 0- 0 | HOME | 0- 0 | 2- 1 | 5- 5 | | | | |
| 6- 7 | 0- 1 | 0- 1 | AWAY | 0- 1 | 1- 1 | 5- 3 | | | | |
| 1- 0 | 0- 0 | 0- 0 | NEUTRAL | 0- 0 | 0- 0 | 1- 0 | | | | |
| 4- 8 | 0- 1 | 0- 1 | NON-CONFERENCE | 0- 0 | 0- 1 | 4- 5 | | | | |
| 1- 5 | 0- 0 | 0- 0 | HOME | 0- 0 | 0- 1 | 1- 4 | | | | |
| 2- 3 | 0- 1 | 0- 1 | AWAY | 0- 0 | 0- 0 | 2- 1 | | | | |
| 1- 0 | 0- 0 | 0- 0 | NEUTRAL | 0- 0 | 0- 0 | 1- 0 | | | | |
| 10- 5 | 0- 0 | 0- 0 | CONFERENCE | 0- 1 | 3- 1 | 7- 3 | | | | |
| 6- 1 | 0- 0 | 0- 0 | HOME | 0- 0 | 2- 0 | 4- 1 | | | | |
| 4- 4 | 0- 0 | 0- 0 | AWAY | 0- 1 | 1- 1 | 3- 2 | | | | |
| 0- 0 | 0- 0 | 0- 0 | NEUTRAL | 0- 0 | 0- 0 | 0- 0 | | | | |

| RPI 1-25 | | | | RPI 26-50 | | | | RPI 51-100 | | | | RPI 101+ Team's RPI: 207 | | | |
|---------------------------|---|--------------|-------|-----------|---|---------------|-------|------------|---|---------------|-------|--------------------------|---|-----------------|-------|
| RPI | S | Opponent | Score | RPI | S | Opponent | Score | RPI | S | Opponent | Score | RPI | S | Opponent | Score |
| 21 | A | Maryland | 42 92 | 47 | A | Virginia | 30 56 | 76 | A | New Hampshire | 50 60 | 122 | H | Princeton | 58 69 |
| | | | | | | | | | | | | 133 | A | Albany (NY) | 64 56 |
| | | | | | | | | | | | | 133 | H | Albany (NY) | 63 60 |
| | | | | | | | | | | | | 137 | A | Maine | 40 72 |
| | | | | | | | | | | | | 137 | H | Maine | 66 62 |
| | | | | | | | | | | | | 172 | A | Columbia | 67 56 |
| | | | | | | | | | | | | 177 | A | Hartford | 64 47 |
| | | | | | | | | | | | | 177 | H | Hartford | 73 80 |
| | | | | | | | | | | | | 194 | A | American | 53 70 |
| | | | | | | | | | | | | 197 | H | Towson | 48 59 |
| | | | | | | | | | | | | 206 | A | Binghamton | 62 69 |
| | | | | | | | | | | | | 206 | H | Binghamton | 53 45 |
| | | | | | | | | | | | | 235 | N | Liberty | 62 51 |
| | | | | | | | | | | | | 248 | A | Stony Brook | 37 51 |
| | | | | | | | | | | | | 248 | H | Stony Brook | 67 61 |
| | | | | | | | | | | | | 249 | H | UMES | 57 70 |
| | | | | | | | | | | | | 272 | H | Coppin St. | 73 63 |
| | | | | | | | | | | | | 279 | H | Loyola Maryland | 65 70 |
| | | | | | | | | | | | | 284 | A | Vermont | 64 52 |
| | | | | | | | | | | | | 284 | H | Vermont | 69 66 |
| | | | | | | | | | | | | 332 | A | LIU Brooklyn | 57 45 |
| | | | | | | | | | | | | 333 | H | Morgan St. | 61 69 |
| | | | | | | | | | | | | 343 | A | UMass Lowell | 78 62 |
| | | | | | | | | | | | | 343 | H | UMass Lowell | 79 72 |
| LAST 12 Division I GAMES: | | | | | | | | | | | | | | | |
| 248 | A | Stony Brook | 37 51 | 206 | H | Binghamton | 53 45 | | | | | | | | |
| 343 | A | UMass Lowell | 78 62 | 76 | A | New Hampshire | 50 60 | | | | | | | | |
| 133 | H | Albany (NY) | 63 60 | 248 | H | Stony Brook | 67 61 | | | | | | | | |
| 284 | A | Vermont | 64 52 | 343 | H | UMass Lowell | 79 72 | | | | | | | | |
| 177 | A | Hartford | 64 47 | 133 | A | Albany (NY) | 64 56 | | | | | | | | |
| 137 | H | Maine | 66 62 | 284 | H | Vermont | 69 66 | | | | | | | | |

Non-Div I Games: Gettysburg 71 51

UMBC

■ Loss,
 ■ Non-Conf,
 ■ S Site,
 ■ Home
 ■ A Away
 N Neutral

| | | | | | | | | | | |
|-------------------|----------|-----------|----------------|------------|-------------|---------------|------|------|-------|-----------|
| Average RPI Win: | 264 | WON-LOST | WINNING | LAST 10 | STRENGTH OF | OPP. STRENGTH | TEAM | ADJ. | CONF. | ADJ CONF. |
| Average RPI Loss: | 220 | RECORD | PCT. RANK | GAMES | SCHEDULE | OF SCHEDULE | RPI | RPI | RPI | RPI |
| DIV. I ONLY | 11- 13 | 202 | 4- 6 | 310 | 335 | 249 | 249 | 32 | 32 | |
| DIV. I NON-CONF. | 5- 5 | 165 | 0- 0 | 176 | 262 | 111 | 111 | 31 | 31 | |
| TOTALS | RPI 1-25 | RPI 26-50 | W-L RECORDS | RPI 51-100 | RPI 101-150 | RPI 150+ | | | | |
| 11- 13 | 0- 1 | 0- 2 | OVERALL | 0- 0 | 0- 0 | 11- 10 | | | | |
| 3- 5 | 0- 0 | 0- 0 | HOME | 0- 0 | 0- 0 | 3- 5 | | | | |
| 7- 8 | 0- 1 | 0- 2 | AWAY | 0- 0 | 0- 0 | 7- 5 | | | | |
| 1- 0 | 0- 0 | 0- 0 | NEUTRAL | 0- 0 | 0- 0 | 1- 0 | | | | |
| 5- 5 | 0- 1 | 0- 2 | NON-CONFERENCE | 0- 0 | 0- 0 | 5- 2 | | | | |
| 1- 0 | 0- 0 | 0- 0 | HOME | 0- 0 | 0- 0 | 1- 0 | | | | |
| 3- 5 | 0- 1 | 0- 2 | AWAY | 0- 0 | 0- 0 | 3- 2 | | | | |
| 1- 0 | 0- 0 | 0- 0 | NEUTRAL | 0- 0 | 0- 0 | 1- 0 | | | | |
| 6- 8 | 0- 0 | 0- 0 | CONFERENCE | 0- 0 | 0- 0 | 6- 8 | | | | |
| 2- 5 | 0- 0 | 0- 0 | HOME | 0- 0 | 0- 0 | 2- 5 | | | | |
| 4- 3 | 0- 0 | 0- 0 | AWAY | 0- 0 | 0- 0 | 4- 3 | | | | |
| 0- 0 | 0- 0 | 0- 0 | NEUTRAL | 0- 0 | 0- 0 | 0- 0 | | | | |

| RPI 1-25 | | | | RPI 26-50 | | | | RPI 51-100 | | | | RPI 101+ Team's RPI: 249 | | | |
|---------------------------|---|----------|--------|-----------|---|--------------------|-------|------------|---|----------|-------|--------------------------|---|--------------------|-------|
| RPI | S | Opponent | Score | RPI | S | Opponent | Score | RPI | S | Opponent | Score | RPI | S | Opponent | Score |
| 21 | A | Maryland | 61 106 | 38 | A | North Carolina St. | 58 77 | | | | | 165 | A | East Carolina | 58 66 |
| | | | | 47 | A | Virginia | 50 60 | | | | | 185 | A | Bethune-Cookman | 59 56 |
| | | | | | | | | | | | | 185 | H | Bethune-Cookman | 33 61 |
| | | | | | | | | | | | | 186 | A | Hampton | 68 65 |
| | | | | | | | | | | | | 207 | A | UMBC | 70 57 |
| | | | | | | | | | | | | 215 | H | UNCG | 60 53 |
| | | | | | | | | | | | | 231 | H | Howard | 71 72 |
| | | | | | | | | | | | | 238 | N | Saint Francis (PA) | 90 82 |
| | | | | | | | | | | | | 272 | H | Coppin St. | 49 55 |
| | | | | | | | | | | | | 277 | A | Norfolk St. | 43 74 |
| | | | | | | | | | | | | 281 | A | N.C. A&T | 60 57 |
| | | | | | | | | | | | | 281 | H | N.C. A&T | 58 50 |
| | | | | | | | | | | | | 282 | A | Mt. St. Mary's | 63 52 |
| | | | | | | | | | | | | 290 | H | Savannah St. | 58 59 |
| | | | | | | | | | | | | 321 | A | USC Upstate | 63 76 |
| | | | | | | | | | | | | 330 | A | Florida A&M | 49 59 |
| | | | | | | | | | | | | 335 | A | Fla. Atlantic | 76 59 |
| | | | | | | | | | | | | 342 | A | N.C. Central | 59 68 |
| | | | | | | | | | | | | 342 | H | N.C. Central | 73 51 |
| | | | | | | | | | | | | 347 | H | South Carolina St. | 60 67 |
| | | | | | | | | | | | | 348 | A | Delaware St. | 79 72 |
| LAST 12 Division I GAMES: | | | | | | | | | | | | | | | |
| | | | | 348 | A | Delaware St. | 79 72 | | | | | 186 | A | Hampton | 68 65 |
| | | | | 281 | H | N.C. A&T | 58 50 | | | | | 290 | H | Savannah St. | 58 59 |
| | | | | 342 | H | N.C. Central | 73 51 | | | | | 347 | H | South Carolina St. | 60 67 |
| | | | | 185 | H | Bethune-Cookman | 33 61 | | | | | 330 | A | Florida A&M | 49 59 |
| | | | | 277 | A | Norfolk St. | 43 74 | | | | | 185 | A | Bethune-Cookman | 59 56 |
| | | | | 272 | H | Coppin St. | 49 55 | | | | | 231 | H | Howard | 71 72 |

Non-Div I Games: Cheyney 75 38

UMES

■ Loss,
 ■ Non-Conf,
 ■ S Site,
 ■ Home
 ■ A Away
 N Neutral

| | | | | | | | | | | |
|-------------------|----------|-----------|----------------|------------|-------------|---------------|------|------|-------|-----------|
| Average RPI Win: | 255 | WON-LOST | WINNING | LAST 10 | STRENGTH OF | OPP. STRENGTH | TEAM | ADJ. | CONF. | ADJ CONF. |
| Average RPI Loss: | 195 | RECORD | PCT. RANK | GAMES | SCHEDULE | OF SCHEDULE | RPI | RPI | RPI | RPI |
| DIV. I ONLY | 6- 18 | 304 | 3- 7 | 211 | 321 | 315 | 315 | 29 | 29 | |
| DIV. I NON-CONF. | 3- 8 | 262 | 0- 0 | 154 | 278 | 257 | 257 | 29 | 29 | |
| TOTALS | RPI 1-25 | RPI 26-50 | W-L RECORDS | RPI 51-100 | RPI 101-150 | RPI 150+ | | | | |
| 6- 18 | 0- 0 | 0- 0 | OVERALL | 0- 2 | 1- 2 | 5- 14 | | | | |
| 4- 10 | 0- 0 | 0- 0 | HOME | 0- 2 | 0- 1 | 4- 7 | | | | |
| 2- 8 | 0- 0 | 0- 0 | AWAY | 0- 0 | 1- 1 | 1- 7 | | | | |
| 0- 0 | 0- 0 | 0- 0 | NEUTRAL | 0- 0 | 0- 0 | 0- 0 | | | | |
| 3- 8 | 0- 0 | 0- 0 | NON-CONFERENCE | 0- 2 | 1- 0 | 2- 6 | | | | |
| 1- 6 | 0- 0 | 0- 0 | HOME | 0- 2 | 0- 0 | 1- 4 | | | | |
| 2- 2 | 0- 0 | 0- 0 | AWAY | 0- 0 | 1- 0 | 1- 2 | | | | |
| 0- 0 | 0- 0 | 0- 0 | NEUTRAL | 0- 0 | 0- 0 | 0- 0 | | | | |
| 3- 10 | 0- 0 | 0- 0 | CONFERENCE | 0- 0 | 0- 2 | 3- 8 | | | | |
| 3- 4 | 0- 0 | 0- 0 | HOME | 0- 0 | 0- 1 | 3- 3 | | | | |
| 0- 6 | 0- 0 | 0- 0 | AWAY | 0- 0 | 0- 1 | 0- 5 | | | | |
| 0- 0 | 0- 0 | 0- 0 | NEUTRAL | 0- 0 | 0- 0 | 0- 0 | | | | |

| RPI 1-25 | | | RPI 26-50 | | | RPI 51-100 | | | | RPI 101+ | | | Team's RPI: 315 | | | | |
|---------------------------|---|-----------------|-----------|-----|-----|------------|-----------------|-----|----|---------------|-------|-----|-----------------|----------|-------------------|----|----|
| RPI | S | Opponent | Score | RPI | S | Opponent | Score | RPI | S | Opponent | Score | RPI | S | Opponent | Score | | |
| | | | | | | | | 73 | H | Western Ill. | 65 | 78 | 101 | A | Abilene Christian | 71 | 68 |
| | | | | | | | | 82 | H | Northern Ill. | 75 | 86 | 150 | A | New Mexico St. | 72 | 78 |
| | | | | | | | | | | | | | 150 | H | New Mexico St. | 43 | 60 |
| | | | | | | | | | | | | | 157 | H | Omaha | 57 | 80 |
| | | | | | | | | | | | | | 164 | H | Tulsa | 70 | 80 |
| | | | | | | | | | | | | | 167 | A | La Salle | 59 | 64 |
| | | | | | | | | | | | | | 178 | H | Western Mich. | 54 | 66 |
| | | | | | | | | | | | | | 184 | H | Southern Ill. | 69 | 77 |
| | | | | | | | | | | | | | 199 | A | Wichita St. | 56 | 54 |
| | | | | | | | | | | | | | 216 | A | Seattle U | 52 | 74 |
| | | | | | | | | | | | | | 216 | H | Seattle U | 65 | 75 |
| | | | | | | | | | | | | | 221 | A | UTRGV | 39 | 74 |
| | | | | | | | | | | | | | 221 | H | UTRGV | 52 | 63 |
| | | | | | | | | | | | | | 226 | A | Grand Canyon | 64 | 75 |
| | | | | | | | | | | | | | 226 | H | Grand Canyon | 77 | 65 |
| | | | | | | | | | | | | | 248 | A | Stony Brook | 55 | 57 |
| | | | | | | | | | | | | | 265 | A | CSU Bakersfield | 33 | 52 |
| | | | | | | | | | | | | | 265 | H | CSU Bakersfield | 63 | 65 |
| | | | | | | | | | | | | | 329 | A | Utah Valley | 39 | 58 |
| | | | | | | | | | | | | | 329 | H | Utah Valley | 66 | 63 |
| | | | | | | | | | | | | | 333 | H | Morgan St. | 64 | 56 |
| | | | | | | | | | | | | | 340 | H | Chicago St. | 62 | 53 |
| LAST 12 Division I GAMES: | | | | | | | | | | | | | | | | | |
| 226 | H | Grand Canyon | 77 | 65 | 265 | A | CSU Bakersfield | 33 | 52 | | | | | | | | |
| 265 | H | CSU Bakersfield | 63 | 65 | 226 | A | Grand Canyon | 64 | 75 | | | | | | | | |
| 340 | H | Chicago St. | 62 | 53 | 150 | H | New Mexico St. | 43 | 60 | | | | | | | | |
| 216 | A | Seattle U | 52 | 74 | 329 | H | Utah Valley | 66 | 63 | | | | | | | | |
| 329 | A | Utah Valley | 39 | 58 | 216 | H | Seattle U | 65 | 75 | | | | | | | | |
| 221 | H | UTRGV | 52 | 63 | 221 | A | UTRGV | 39 | 74 | | | | | | | | |

Non-Div I Games: Cent. Christian (KS111 43 Mo.-St. Louis 60 45

UMKC

Loss, Non-Conf, S Site, H Home A Away N Neutral

| | | | | | | | | | | |
|-------------------|----------|-----------|----------------|------------|-------------|---------------|------|------|-------|-----------|
| Average RPI Win: | 306 | WON-LOST | WINNING | LAST 10 | STRENGTH OF | OPP. STRENGTH | TEAM | ADJ. | CONF. | ADJ CONF. |
| Average RPI Loss: | 192 | RECORD | PCT. RANK | GAMES | SCHEDULE | OF SCHEDULE | RPI | RPI | RPI | RPI |
| DIV. I ONLY | 2- 26 | 346 | 0- 10 | 247 | 277 | 343 | 343 | 22 | 22 | |
| DIV. I NON-CONF. | 2- 10 | 305 | 0- 0 | 294 | 341 | 342 | 342 | 22 | 22 | |
| TOTALS | RPI 1-25 | RPI 26-50 | W-L RECORDS | RPI 51-100 | RPI 101-150 | RPI 150+ | | | | |
| 2- 26 | 0- 1 | 0- 1 | OVERALL | 0- 2 | 0- 4 | 2- 18 | | | | |
| 2- 11 | 0- 0 | 0- 0 | HOME | 0- 1 | 0- 2 | 2- 8 | | | | |
| 0- 15 | 0- 1 | 0- 1 | AWAY | 0- 1 | 0- 2 | 0- 10 | | | | |
| 0- 0 | 0- 0 | 0- 0 | NEUTRAL | 0- 0 | 0- 0 | 0- 0 | | | | |
| 2- 10 | 0- 1 | 0- 1 | NON-CONFERENCE | 0- 0 | 0- 0 | 2- 8 | | | | |
| 2- 3 | 0- 0 | 0- 0 | HOME | 0- 0 | 0- 0 | 2- 3 | | | | |
| 0- 7 | 0- 1 | 0- 1 | AWAY | 0- 0 | 0- 0 | 0- 5 | | | | |
| 0- 0 | 0- 0 | 0- 0 | NEUTRAL | 0- 0 | 0- 0 | 0- 0 | | | | |
| 0- 16 | 0- 0 | 0- 0 | CONFERENCE | 0- 2 | 0- 4 | 0- 10 | | | | |
| 0- 8 | 0- 0 | 0- 0 | HOME | 0- 1 | 0- 2 | 0- 5 | | | | |
| 0- 8 | 0- 0 | 0- 0 | AWAY | 0- 1 | 0- 2 | 0- 5 | | | | |
| 0- 0 | 0- 0 | 0- 0 | NEUTRAL | 0- 0 | 0- 0 | 0- 0 | | | | |

| RPI 1-25 | | | | RPI 26-50 | | | | RPI 51-100 | | | | RPI 101+ Team's RPI: 343 | | | |
|---------------------------|---|----------|--------|-----------|---|---------------|-------|------------|---|---------------|-------|--------------------------|---|---------------------|-------|
| RPI | S | Opponent | Score | RPI | S | Opponent | Score | RPI | S | Opponent | Score | RPI | S | Opponent | Score |
| 21 | A | Maryland | 44 100 | 44 | A | Indiana | 45 79 | 76 | A | New Hampshire | 45 58 | 133 | A | Albany (NY) | 69 93 |
| | | | | | | | | 76 | H | New Hampshire | 57 76 | 133 | H | Albany (NY) | 60 79 |
| | | | | | | | | | | | | 137 | A | Maine | 50 76 |
| | | | | | | | | | | | | 137 | H | Maine | 44 65 |
| | | | | | | | | | | | | 172 | A | Columbia | 57 76 |
| | | | | | | | | | | | | 177 | A | Hartford | 59 80 |
| | | | | | | | | | | | | 177 | H | Hartford | 64 84 |
| | | | | | | | | | | | | 181 | H | Fairfield | 41 65 |
| | | | | | | | | | | | | 197 | A | Towson | 56 90 |
| | | | | | | | | | | | | 206 | A | Binghamton | 54 69 |
| | | | | | | | | | | | | 206 | H | Binghamton | 48 58 |
| | | | | | | | | | | | | 207 | A | UMBC | 72 79 |
| | | | | | | | | | | | | 207 | H | UMBC | 62 78 |
| | | | | | | | | | | | | 245 | A | Boston U. | 56 66 |
| | | | | | | | | | | | | 248 | A | Stony Brook | 53 83 |
| | | | | | | | | | | | | 248 | H | Stony Brook | 44 86 |
| | | | | | | | | | | | | 267 | A | Bryant | 62 73 |
| | | | | | | | | | | | | 270 | H | Colgate | 82 77 |
| | | | | | | | | | | | | 284 | A | Vermont | 36 60 |
| | | | | | | | | | | | | 284 | H | Vermont | 46 61 |
| | | | | | | | | | | | | 297 | A | Holy Cross | 47 62 |
| | | | | | | | | | | | | 300 | H | Rhode Island | 57 64 |
| | | | | | | | | | | | | 341 | H | Fairleigh Dickinson | 61 55 |
| | | | | | | | | | | | | 344 | H | Longwood | 59 72 |
| LAST 12 Division I GAMES: | | | | | | | | | | | | | | | |
| | | | | 76 | A | New Hampshire | 45 58 | | | | | 206 | A | Binghamton | 54 69 |
| | | | | 207 | H | UMBC | 62 78 | | | | | 133 | H | Albany (NY) | 60 79 |
| | | | | 284 | A | Vermont | 36 60 | | | | | 76 | H | New Hampshire | 57 76 |
| | | | | 177 | H | Hartford | 64 84 | | | | | 207 | A | UMBC | 72 79 |
| | | | | 137 | A | Maine | 50 76 | | | | | 284 | H | Vermont | 46 61 |
| | | | | 248 | H | Stony Brook | 44 86 | | | | | 248 | A | Stony Brook | 53 83 |

Non-Div I Games: Keene St. 74 48

UMass Lowell

■ Loss,
 ■ Non-Conf, S Site,
 ■ Home
 ■ Away
 N Neutral

UNC Asheville

Through Games Of Feb. 25, 2017

| | | | | | | | | | | |
|-------------------|----------|-----------|----------------|------------|-------------|---------------|------|------|-------|-----------|
| Average RPI Win: | 286 | WON-LOST | WINNING | LAST 10 | STRENGTH OF | OPP. STRENGTH | TEAM | ADJ. | CONF. | ADJ CONF. |
| Average RPI Loss: | 187 | RECORD | PCT. RANK | GAMES | SCHEDULE | OF SCHEDULE | RPI | RPI | RPI | RPI |
| DIV. I ONLY | 12- 14 | 200 | 4- 6 | 307 | 312 | 254 | 254 | 28 | 28 | |
| DIV. I NON-CONF. | 5- 5 | 165 | 0- 0 | 254 | 239 | 183 | 183 | 28 | 28 | |
| TOTALS | RPI 1-25 | RPI 26-50 | W-L RECORDS | RPI 51-100 | RPI 101-150 | RPI 150+ | | | | |
| 12- 14 | 0- 0 | 0- 1 | OVERALL | 0- 1 | 0- 3 | 12- 9 | | | | |
| 7- 4 | 0- 0 | 0- 0 | HOME | 0- 0 | 0- 1 | 7- 3 | | | | |
| 5- 9 | 0- 0 | 0- 0 | AWAY | 0- 1 | 0- 2 | 5- 2 | | | | |
| 0- 1 | 0- 0 | 0- 1 | NEUTRAL | 0- 0 | 0- 0 | 0- 0 | | | | |
| 5- 5 | 0- 0 | 0- 1 | NON-CONFERENCE | 0- 1 | 0- 1 | 5- 2 | | | | |
| 3- 0 | 0- 0 | 0- 0 | HOME | 0- 0 | 0- 0 | 3- 0 | | | | |
| 2- 4 | 0- 0 | 0- 0 | AWAY | 0- 1 | 0- 1 | 2- 2 | | | | |
| 0- 1 | 0- 0 | 0- 1 | NEUTRAL | 0- 0 | 0- 0 | 0- 0 | | | | |
| 7- 9 | 0- 0 | 0- 0 | CONFERENCE | 0- 0 | 0- 2 | 7- 7 | | | | |
| 4- 4 | 0- 0 | 0- 0 | HOME | 0- 0 | 0- 1 | 4- 3 | | | | |
| 3- 5 | 0- 0 | 0- 0 | AWAY | 0- 0 | 0- 1 | 3- 4 | | | | |
| 0- 0 | 0- 0 | 0- 0 | NEUTRAL | 0- 0 | 0- 0 | 0- 0 | | | | |

| RPI S | Opponent | Score | RPI S | Opponent | Score | RPI S | Opponent | Score | RPI S | Opponent | Score | Team's RPI: 254 |
|---------------------------|----------|-------|-------|----------------|-------|-------|----------------|-------|-------|-----------------|-------|-----------------|
| | | | 30 N | Harvard | 62 79 | 92 A | Virginia Tech | 52 71 | 113 A | Fordham | 42 55 | |
| | | | | | | | | | 131 A | Radford | 73 76 | |
| | | | | | | | | | 131 H | Radford | 62 64 | |
| | | | | | | | | | 192 A | Campbell | 60 61 | |
| | | | | | | | | | 192 H | Campbell | 55 61 | |
| | | | | | | | | | 213 A | Appalachian St. | 51 81 | |
| | | | | | | | | | 215 A | UNCG | 77 63 | |
| | | | | | | | | | 229 A | Presbyterian | 67 60 | |
| | | | | | | | | | 229 H | Presbyterian | 47 52 | |
| | | | | | | | | | 235 H | Liberty | 64 54 | |
| | | | | | | | | | 236 A | High Point | 70 81 | |
| | | | | | | | | | 236 H | High Point | 60 76 | |
| | | | | | | | | | 244 H | Wofford | 84 65 | |
| | | | | | | | | | 246 A | Furman | 51 63 | |
| | | | | | | | | | 266 A | Charleston So. | 66 73 | |
| | | | | | | | | | 266 H | Charleston So. | 56 47 | |
| | | | | | | | | | 275 H | Tennessee Tech | 77 65 | |
| | | | | | | | | | 280 H | Western Caro. | 62 53 | |
| | | | | | | | | | 304 A | Gardner-Webb | 52 55 | |
| | | | | | | | | | 321 A | USC Upstate | 70 59 | |
| | | | | | | | | | 339 A | Winthrop | 68 53 | |
| | | | | | | | | | 339 H | Winthrop | 71 55 | |
| | | | | | | | | | 344 A | Longwood | 80 53 | |
| | | | | | | | | | 344 H | Longwood | 84 53 | |
| LAST 12 Division I GAMES: | | | | | | | | | | | | |
| | | | 131 A | Radford | 73 76 | 236 A | High Point | 70 81 | | | | |
| | | | 339 H | Winthrop | 71 55 | 266 H | Charleston So. | 56 47 | | | | |
| | | | 344 H | Longwood | 84 53 | 131 H | Radford | 62 64 | | | | |
| | | | 266 A | Charleston So. | 66 73 | 229 A | Presbyterian | 67 60 | | | | |
| | | | 192 A | Campbell | 60 61 | 235 H | Liberty | 64 54 | | | | |
| | | | 229 H | Presbyterian | 47 52 | 304 A | Gardner-Webb | 52 55 | | | | |

Non-Div I Games: Warren Wilson 113 51

UNC Asheville

■ Loss,
 ■ Non-Conf,
 ■ S Site,
 ■ H Home
 ■ A Away
 N Neutral

| | | | | | | | | | |
|------------------------------|---------------|------------|----------------|-------------|---------------|------------|------------|-----------|-----------|
| Average RPI Win: 246 | WON-LOST | WINNING | LAST 10 | STRENGTH OF | OPP. STRENGTH | TEAM | ADJ. | CONF. | ADJ CONF. |
| Average RPI Loss: 192 | RECORD | PCT. RANK | GAMES | SCHEDULE | OF SCHEDULE | RPI | RPI | RPI | RPI |
| DIV. I ONLY | 12- 13 | 186 | 6- 4 | 239 | 299 | 215 | 215 | 17 | 17 |
| DIV. I NON-CONF. | 5- 6 | 186 | 0- 0 | 291 | 349 | 251 | 251 | 20 | 20 |
| TOTALS | RPI 1-25 | RPI 26-50 | W-L RECORDS | RPI 51-100 | RPI 101-150 | RPI 150+ | | | |
| 12- 13 | 0- 0 | 0- 0 | OVERALL | 1- 3 | 0- 2 | 11- 8 | | | |
| 8- 4 | 0- 0 | 0- 0 | HOME | 1- 1 | 0- 1 | 7- 2 | | | |
| 4- 9 | 0- 0 | 0- 0 | AWAY | 0- 2 | 0- 1 | 4- 6 | | | |
| 0- 0 | 0- 0 | 0- 0 | NEUTRAL | 0- 0 | 0- 0 | 0- 0 | | | |
| 5- 6 | 0- 0 | 0- 0 | NON-CONFERENCE | 0- 0 | 0- 2 | 5- 4 | | | |
| 2- 3 | 0- 0 | 0- 0 | HOME | 0- 0 | 0- 1 | 2- 2 | | | |
| 3- 3 | 0- 0 | 0- 0 | AWAY | 0- 0 | 0- 1 | 3- 2 | | | |
| 0- 0 | 0- 0 | 0- 0 | NEUTRAL | 0- 0 | 0- 0 | 0- 0 | | | |
| 7- 7 | 0- 0 | 0- 0 | CONFERENCE | 1- 3 | 0- 0 | 6- 4 | | | |
| 6- 1 | 0- 0 | 0- 0 | HOME | 1- 1 | 0- 0 | 5- 0 | | | |
| 1- 6 | 0- 0 | 0- 0 | AWAY | 0- 2 | 0- 0 | 1- 4 | | | |
| 0- 0 | 0- 0 | 0- 0 | NEUTRAL | 0- 0 | 0- 0 | 0- 0 | | | |

| RPI 1-25 | | | RPI 26-50 | | | RPI 51-100 | | | | RPI 101+ | | | Team's RPI: 215 | | |
|---------------------------|---|---------------|-----------|-----|---|---------------|-------|-----|---|-------------|-------|-----|-----------------|----------------|-------|
| RPI | S | Opponent | Score | RPI | S | Opponent | Score | RPI | S | Opponent | Score | RPI | S | Opponent | Score |
| | | | | | | | | 84 | A | Chattanooga | 55 58 | 131 | H | Radford | 54 70 |
| | | | | | | | | 84 | H | Chattanooga | 75 72 | 138 | A | VCU | 54 65 |
| | | | | | | | | 89 | A | Mercer | 47 58 | 195 | A | ETSU | 52 60 |
| | | | | | | | | 89 | H | Mercer | 64 77 | 195 | H | ETSU | 73 62 |
| | | | | | | | | | | | | 229 | H | Presbyterian | 62 69 |
| | | | | | | | | | | | | 236 | A | High Point | 69 67 |
| | | | | | | | | | | | | 237 | A | Samford | 55 47 |
| | | | | | | | | | | | | 237 | H | Samford | 64 40 |
| | | | | | | | | | | | | 244 | A | Wofford | 48 54 |
| | | | | | | | | | | | | 244 | H | Wofford | 67 61 |
| | | | | | | | | | | | | 246 | A | Furman | 55 65 |
| | | | | | | | | | | | | 246 | H | Furman | 65 52 |
| | | | | | | | | | | | | 249 | A | UMES | 53 60 |
| | | | | | | | | | | | | 254 | H | UNC Asheville | 63 77 |
| | | | | | | | | | | | | 264 | A | Murray St. | 70 81 |
| | | | | | | | | | | | | 275 | A | Tennessee Tech | 65 59 |
| | | | | | | | | | | | | 277 | H | Norfolk St. | 59 52 |
| | | | | | | | | | | | | 280 | A | Western Caro. | 73 77 |
| | | | | | | | | | | | | 280 | H | Western Caro. | 62 45 |
| | | | | | | | | | | | | 293 | H | Eastern Ky. | 81 66 |
| | | | | | | | | | | | | 342 | A | N.C. Central | 64 51 |
| LAST 12 Division I GAMES: | | | | | | | | | | | | | | | |
| 280 | A | Western Caro. | 73 77 | 244 | H | Wofford | 67 61 | | | | | | | | |
| 195 | H | ETSU | 73 62 | 280 | H | Western Caro. | 62 45 | | | | | | | | |
| 84 | H | Chattanooga | 75 72 | 84 | A | Chattanooga | 55 58 | | | | | | | | |
| 89 | A | Mercer | 47 58 | 195 | A | ETSU | 52 60 | | | | | | | | |
| 237 | A | Samford | 55 47 | 237 | H | Samford | 64 40 | | | | | | | | |
| 246 | H | Furman | 65 52 | 89 | H | Mercer | 64 77 | | | | | | | | |

Non-Div I Games: Barton 70 48 UNC Pembroke 72 69 Greensboro 83 26 Brevard 77 34
UNCG

| | | | | | | | | | | |
|-------------------|----------|-----------|----------------|------------|-------------|---------------|------|------|-------|-----------|
| Average RPI Win: | 230 | WON-LOST | WINNING | LAST 10 | STRENGTH OF | OPP. STRENGTH | TEAM | ADJ. | CONF. | ADJ CONF. |
| Average RPI Loss: | 119 | RECORD | PCT. RANK | GAMES | SCHEDULE | OF SCHEDULE | RPI | RPI | RPI | RPI |
| DIV. I ONLY | 8- 18 | 274 | 3- 7 | 134 | 104 | 227 | 227 | 9 | 9 | |
| DIV. I NON-CONF. | 4- 6 | 209 | 0- 0 | 239 | 171 | 240 | 240 | 8 | 8 | |
| TOTALS | RPI 1-25 | RPI 26-50 | W-L RECORDS | RPI 51-100 | RPI 101-150 | RPI 150+ | | | | |
| 8- 18 | 0- 1 | 0- 4 | OVERALL | 0- 2 | 0- 5 | 8- 6 | | | | |
| 4- 9 | 0- 0 | 0- 2 | HOME | 0- 1 | 0- 2 | 4- 4 | | | | |
| 4- 9 | 0- 1 | 0- 2 | AWAY | 0- 1 | 0- 3 | 4- 2 | | | | |
| 0- 0 | 0- 0 | 0- 0 | NEUTRAL | 0- 0 | 0- 0 | 0- 0 | | | | |
| 4- 6 | 0- 1 | 0- 1 | NON-CONFERENCE | 0- 0 | 0- 0 | 4- 4 | | | | |
| 2- 3 | 0- 0 | 0- 0 | HOME | 0- 0 | 0- 0 | 2- 3 | | | | |
| 2- 3 | 0- 1 | 0- 1 | AWAY | 0- 0 | 0- 0 | 2- 1 | | | | |
| 0- 0 | 0- 0 | 0- 0 | NEUTRAL | 0- 0 | 0- 0 | 0- 0 | | | | |
| 4- 12 | 0- 0 | 0- 3 | CONFERENCE | 0- 2 | 0- 5 | 4- 2 | | | | |
| 2- 6 | 0- 0 | 0- 2 | HOME | 0- 1 | 0- 2 | 2- 1 | | | | |
| 2- 6 | 0- 0 | 0- 1 | AWAY | 0- 1 | 0- 3 | 2- 1 | | | | |
| 0- 0 | 0- 0 | 0- 0 | NEUTRAL | 0- 0 | 0- 0 | 0- 0 | | | | |

| RPI 1-25 | | | | RPI 26-50 | | | | RPI 51-100 | | | | RPI 101+ Team's RPI: 227 | | | |
|---------------------------|---|----------------|-------|-----------|---|--------------------|-------|------------|---|----------|-------|--------------------------|---|--------------------|-------|
| RPI | S | Opponent | Score | RPI | S | Opponent | Score | RPI | S | Opponent | Score | RPI | S | Opponent | Score |
| 23 | A | Tennessee | 54 90 | 26 | H | Elon | 56 66 | 64 | A | Drexel | 51 76 | 134 | A | Delaware | 40 57 |
| | | | | 32 | A | James Madison | 51 73 | 64 | H | Drexel | 38 71 | 134 | H | Delaware | 52 63 |
| | | | | 32 | H | James Madison | 59 70 | | | | | 146 | A | Northeastern | 47 55 |
| | | | | 38 | A | North Carolina St. | 54 86 | | | | | 149 | A | William & Mary | 52 58 |
| | | | | | | | | | | | | 149 | H | William & Mary | 43 57 |
| | | | | | | | | | | | | 165 | A | East Carolina | 65 75 |
| | | | | | | | | | | | | 167 | H | La Salle | 48 64 |
| | | | | | | | | | | | | 173 | H | Providence | 49 65 |
| | | | | | | | | | | | | 189 | A | Hofstra | 56 54 |
| | | | | | | | | | | | | 189 | H | Hofstra | 54 66 |
| | | | | | | | | | | | | 197 | A | Towson | 48 42 |
| | | | | | | | | | | | | 197 | H | Towson | 59 56 |
| | | | | | | | | | | | | 204 | A | Col. of Charleston | 37 76 |
| | | | | | | | | | | | | 204 | H | Col. of Charleston | 67 61 |
| | | | | | | | | | | | | 244 | H | Wofford | 67 71 |
| | | | | | | | | | | | | 246 | H | Furman | 56 52 |
| | | | | | | | | | | | | 257 | A | Georgia St. | 72 66 |
| | | | | | | | | | | | | 276 | A | Davidson | 67 58 |
| | | | | | | | | | | | | 277 | H | Norfolk St. | 64 56 |
| LAST 12 Division I GAMES: | | | | | | | | | | | | | | | |
| 149 | A | William & Mary | 52 58 | 134 | A | Delaware | 40 57 | | | | | | | | |
| 189 | H | Hofstra | 54 66 | 204 | H | Col. of Charleston | 67 61 | | | | | | | | |
| 32 | H | James Madison | 59 70 | 197 | H | Towson | 59 56 | | | | | | | | |
| 64 | A | Drexel | 51 76 | 146 | A | Northeastern | 47 55 | | | | | | | | |
| 197 | A | Towson | 48 42 | 189 | A | Hofstra | 56 54 | | | | | | | | |
| 26 | H | Elon | 56 66 | 149 | H | William & Mary | 43 57 | | | | | | | | |

Non-Div I Games: Catawba

91 65

UNCW

■ Loss,
 ■ Non-Conf, S Site,
 ■ Home
 ■ Away
 N Neutral

| Average RPI Win: | 202 | WON-LOST | WINNING | LAST 10 | STRENGTH OF | OPP. STRENGTH | TEAM | ADJ. | CONF. | ADJ CONF. |
|-------------------|----------|-----------|----------------|------------|-------------|---------------|------|------|-------|-----------|
| Average RPI Loss: | 64 | RECORD | PCT. RANK | GAMES | SCHEDULE | OF SCHEDULE | RPI | RPI | RPI | RPI |
| DIV. I ONLY | 19- 7 | 57 | 7- 3 | 138 | 105 | 57 | 57 | 16 | 16 | |
| DIV. I NON-CONF. | 6- 4 | 127 | 0- 0 | 22 | 9 | 40 | 40 | 14 | 14 | |
| TOTALS | RPI 1-25 | RPI 26-50 | W-L RECORDS | RPI 51-100 | RPI 101-150 | RPI 150+ | | | | |
| 19- 7 | 2- 0 | 0- 4 | OVERALL | 1- 2 | 2- 0 | 14- 1 | | | | |
| 9- 2 | 2- 0 | 0- 2 | HOME | 0- 0 | 1- 0 | 6- 0 | | | | |
| 8- 5 | 0- 0 | 0- 2 | AWAY | 1- 2 | 0- 0 | 7- 1 | | | | |
| 2- 0 | 0- 0 | 0- 0 | NEUTRAL | 0- 0 | 1- 0 | 1- 0 | | | | |
| 6- 4 | 2- 0 | 0- 2 | NON-CONFERENCE | 1- 2 | 2- 0 | 1- 0 | | | | |
| 3- 1 | 2- 0 | 0- 1 | HOME | 0- 0 | 1- 0 | 0- 0 | | | | |
| 1- 3 | 0- 0 | 0- 1 | AWAY | 1- 2 | 0- 0 | 0- 0 | | | | |
| 2- 0 | 0- 0 | 0- 0 | NEUTRAL | 0- 0 | 1- 0 | 1- 0 | | | | |
| 13- 3 | 0- 0 | 0- 2 | CONFERENCE | 0- 0 | 0- 0 | 13- 1 | | | | |
| 6- 1 | 0- 0 | 0- 1 | HOME | 0- 0 | 0- 0 | 6- 0 | | | | |
| 7- 2 | 0- 0 | 0- 1 | AWAY | 0- 0 | 0- 0 | 7- 1 | | | | |
| 0- 0 | 0- 0 | 0- 0 | NEUTRAL | 0- 0 | 0- 0 | 0- 0 | | | | |

| RPI 1-25 | | | | RPI 26-50 | | | | RPI 51-100 | | | | Team's RPI: 57 | | RPI 101+ | | | |
|---------------------------|---|------------|-------|-----------|---|------------------|-------|------------|---|--------------|-------|----------------|---|----------------|-------|----------------|-------|
| RPI | S | Opponent | Score | RPI | S | Opponent | Score | RPI | S | Opponent | Score | | | RPI | S | Opponent | Score |
| 18 | H | Creighton | 50 49 | 29 | A | Drake | 57 70 | 54 | A | Iowa St. | 68 76 | | | 117 | H | North Dakota | 74 53 |
| 19 | H | Kansas St. | 67 59 | 29 | H | Drake | 79 88 | 62 | A | IUPUI | 69 62 | | | 127 | N | Idaho | 76 74 |
| | | | | 34 | H | South Dakota St. | 50 61 | 65 | A | Oklahoma St. | 57 81 | | | 156 | A | Missouri St. | 61 54 |
| | | | | 50 | A | Iowa | 39 88 | | | | | | | 184 | A | Southern Ill. | 59 64 |
| | | | | | | | | | | | | | | 184 | H | Southern Ill. | 79 49 |
| | | | | | | | | | | | | | | 199 | A | Wichita St. | 63 61 |
| | | | | | | | | | | | | | | 210 | A | Indiana St. | 61 59 |
| | | | | | | | | | | | | | | 210 | H | Indiana St. | 59 47 |
| | | | | | | | | | | | | | | 228 | A | Bradley | 72 53 |
| | | | | | | | | | | | | | | 228 | H | Bradley | 70 50 |
| | | | | | | | | | | | | | | 255 | A | Evansville | 62 36 |
| | | | | | | | | | | | | | | 255 | H | Evansville | 54 40 |
| | | | | | | | | | | | | | | 309 | A | Illinois St. | 78 40 |
| | | | | | | | | | | | | | | 309 | H | Illinois St. | 82 51 |
| | | | | | | | | | | | | | | 310 | N | Denver | 79 68 |
| | | | | | | | | | | | | | | 319 | A | Loyola Chicago | 89 43 |
| | | | | | | | | | | | | | | 319 | H | Loyola Chicago | 68 30 |
| LAST 12 Division I GAMES: | | | | | | | | | | | | | | | | | |
| | | | | 29 | A | Drake | 57 70 | | | | | 255 | A | Evansville | 62 36 | | |
| | | | | 210 | A | Indiana St. | 61 59 | | | | | 29 | H | Drake | 79 88 | | |
| | | | | 319 | A | Loyola Chicago | 89 43 | | | | | 319 | H | Loyola Chicago | 68 30 | | |
| | | | | 309 | H | Illinois St. | 82 51 | | | | | 210 | H | Indiana St. | 59 47 | | |
| | | | | 228 | H | Bradley | 70 50 | | | | | 228 | A | Bradley | 72 53 | | |
| | | | | 184 | A | Southern Ill. | 59 64 | | | | | 309 | A | Illinois St. | 78 40 | | |

Non-Div I Games: Wis.-Parkside 72 57

UNI

■ Loss,
 ■ Non-Conf,
 ■ S Site,
 ■ Home
 ■ A Away
 N Neutral

| | | | | | | | | | | |
|-------------------|----------|-----------|----------------|------------|-------------|---------------|------|------|-------|-----------|
| Average RPI Win: | 203 | WON-LOST | WINNING | LAST 10 | STRENGTH OF | OPP. STRENGTH | TEAM | ADJ. | CONF. | ADJ CONF. |
| Average RPI Loss: | 99 | RECORD | PCT. RANK | GAMES | SCHEDULE | OF SCHEDULE | RPI | RPI | RPI | RPI |
| DIV. I ONLY | 19- 8 | 67 | 8- 2 | 159 | 119 | 91 | 91 | 13 | 13 | |
| DIV. I NON-CONF. | 8- 3 | 67 | 0- 0 | 108 | 78 | 65 | 65 | 15 | 15 | |
| TOTALS | RPI 1-25 | RPI 26-50 | W-L RECORDS | RPI 51-100 | RPI 101-150 | RPI 150+ | | | | |
| 19- 8 | 0- 1 | 0- 3 | OVERALL | 2- 1 | 6- 1 | 11- 2 | | | | |
| 10- 2 | 0- 0 | 0- 1 | HOME | 1- 0 | 3- 0 | 6- 1 | | | | |
| 7- 3 | 0- 0 | 0- 1 | AWAY | 1- 0 | 1- 1 | 5- 1 | | | | |
| 2- 3 | 0- 1 | 0- 1 | NEUTRAL | 0- 1 | 2- 0 | 0- 0 | | | | |
| 8- 3 | 0- 1 | 0- 1 | NON-CONFERENCE | 1- 1 | 3- 0 | 4- 0 | | | | |
| 4- 0 | 0- 0 | 0- 0 | HOME | 1- 0 | 1- 0 | 2- 0 | | | | |
| 2- 0 | 0- 0 | 0- 0 | AWAY | 0- 0 | 0- 0 | 2- 0 | | | | |
| 2- 3 | 0- 1 | 0- 1 | NEUTRAL | 0- 1 | 2- 0 | 0- 0 | | | | |
| 11- 5 | 0- 0 | 0- 2 | CONFERENCE | 1- 0 | 3- 1 | 7- 2 | | | | |
| 6- 2 | 0- 0 | 0- 1 | HOME | 0- 0 | 2- 0 | 4- 1 | | | | |
| 5- 3 | 0- 0 | 0- 1 | AWAY | 1- 0 | 1- 1 | 3- 1 | | | | |
| 0- 0 | 0- 0 | 0- 0 | NEUTRAL | 0- 0 | 0- 0 | 0- 0 | | | | |

| RPI 1-25 | | | RPI 26-50 | | | RPI 51-100 | | | Team's RPI: 91 | RPI 101+ | | |
|---------------------------|---|------------|-----------|-----|---|---------------|-------|-----|----------------|---------------------|-------|-----|
| RPI | S | Opponent | Score | RPI | S | Opponent | Score | RPI | S | Opponent | Score | RPI |
| 5 | N | Oregon St. | 59 62 | 35 | N | South Fla. | 42 77 | 67 | H | Southern California | 77 66 | 105 |
| | | | | 49 | A | Colorado St. | 41 44 | 69 | A | Boise St. | 58 55 | 105 |
| | | | | 49 | H | Colorado St. | 37 57 | 86 | N | BYU | 54 63 | 123 |
| | | | | | | | | | | | | 127 |
| | | | | | | | | | | | | 142 |
| | | | | | | | | | | | | 142 |
| | | | | | | | | | | | | 150 |
| | | | | | | | | | | | | 171 |
| | | | | | | | | | | | | 198 |
| | | | | | | | | | | | | 198 |
| | | | | | | | | | | | | 200 |
| | | | | | | | | | | | | 252 |
| | | | | | | | | | | | | 268 |
| | | | | | | | | | | | | 268 |
| | | | | | | | | | | | | 287 |
| | | | | | | | | | | | | 287 |
| | | | | | | | | | | | | 303 |
| | | | | | | | | | | | | 320 |
| | | | | | | | | | | | | 320 |
| | | | | | | | | | | | | 324 |
| LAST 12 Division I GAMES: | | | | | | | | | | | | |
| | | | | 287 | A | Nevada | 64 49 | 142 | A | New Mexico | 61 52 | |
| | | | | 320 | H | Air Force | 52 38 | 198 | H | San Jose St. | 65 76 | |
| | | | | 268 | H | San Diego St. | 80 62 | 105 | H | Wyoming | 51 46 | |
| | | | | 198 | A | San Jose St. | 63 55 | 320 | A | Air Force | 60 56 | |
| | | | | 287 | H | Nevada | 60 41 | 268 | A | San Diego St. | 68 87 | |
| | | | | 49 | A | Colorado St. | 41 44 | 142 | H | New Mexico | 56 42 | |

Non-Div I Games: Concordia (CA) 102 46

UNLV

■ Loss,
■ Non-Conf,
■ S Site,
■ Home
■ A Away
N Neutral

| | | | | | | | | | | |
|-------------------|----------|-----------|----------------|------------|-------------|---------------|------|------|-------|-----------|
| Average RPI Win: | 296 | WON-LOST | WINNING | LAST 10 | STRENGTH OF | OPP. STRENGTH | TEAM | ADJ. | CONF. | ADJ CONF. |
| Average RPI Loss: | 192 | RECORD | PCT. RANK | GAMES | SCHEDULE | OF SCHEDULE | RPI | RPI | RPI | RPI |
| DIV. I ONLY | 6- 20 | 310 | 1- 9 | 290 | 290 | 321 | 321 | 25 | 25 | |
| DIV. I NON-CONF. | 4- 8 | 230 | 0- 0 | 292 | 333 | 286 | 286 | 24 | 24 | |
| TOTALS | RPI 1-25 | RPI 26-50 | W-L RECORDS | RPI 51-100 | RPI 101-150 | RPI 150+ | | | | |
| 6- 20 | 0- 0 | 0- 0 | OVERALL | 0- 6 | 0- 3 | 6- 11 | | | | |
| 3- 9 | 0- 0 | 0- 0 | HOME | 0- 2 | 0- 2 | 3- 5 | | | | |
| 3- 11 | 0- 0 | 0- 0 | AWAY | 0- 4 | 0- 1 | 3- 6 | | | | |
| 0- 0 | 0- 0 | 0- 0 | NEUTRAL | 0- 0 | 0- 0 | 0- 0 | | | | |
| 4- 8 | 0- 0 | 0- 0 | NON-CONFERENCE | 0- 2 | 0- 1 | 4- 5 | | | | |
| 1- 4 | 0- 0 | 0- 0 | HOME | 0- 0 | 0- 1 | 1- 3 | | | | |
| 3- 4 | 0- 0 | 0- 0 | AWAY | 0- 2 | 0- 0 | 3- 2 | | | | |
| 0- 0 | 0- 0 | 0- 0 | NEUTRAL | 0- 0 | 0- 0 | 0- 0 | | | | |
| 2- 12 | 0- 0 | 0- 0 | CONFERENCE | 0- 4 | 0- 2 | 2- 6 | | | | |
| 2- 5 | 0- 0 | 0- 0 | HOME | 0- 2 | 0- 1 | 2- 2 | | | | |
| 0- 7 | 0- 0 | 0- 0 | AWAY | 0- 2 | 0- 1 | 0- 4 | | | | |
| 0- 0 | 0- 0 | 0- 0 | NEUTRAL | 0- 0 | 0- 0 | 0- 0 | | | | |

| RPI 1-25 | | | | RPI 26-50 | | | | RPI 51-100 | | | | RPI 101+ | | | | Team's RPI: 321 |
|---------------------------|---|---------------|-------|-----------|---|---------------|-------|------------|---|---------------|-------|----------|---|--------------------|-------|-----------------|
| RPI | S | Opponent | Score | RPI | S | Opponent | Score | RPI | S | Opponent | Score | RPI | S | Opponent | Score | |
| | | | | | | | | 59 | A | West Virginia | 33 91 | 106 | A | FGCU | 43 93 | |
| | | | | | | | | 83 | A | Purdue | 41 71 | 106 | H | FGCU | 50 80 | |
| | | | | | | | | 95 | A | Jacksonville | 46 59 | 149 | H | William & Mary | 46 49 | |
| | | | | | | | | 95 | H | Jacksonville | 47 65 | 192 | H | Campbell | 41 56 | |
| | | | | | | | | 99 | A | Stetson | 68 80 | 208 | A | Illinois | 57 77 | |
| | | | | | | | | 99 | H | Stetson | 55 77 | 229 | A | Presbyterian | 55 48 | |
| | | | | | | | | | | | | 246 | A | Furman | 37 57 | |
| | | | | | | | | | | | | 249 | H | UMES | 76 63 | |
| | | | | | | | | | | | | 254 | H | UNC Asheville | 59 70 | |
| | | | | | | | | | | | | 274 | A | Kennesaw St. | 67 74 | |
| | | | | | | | | | | | | 274 | H | Kennesaw St. | 71 79 | |
| | | | | | | | | | | | | 291 | A | North Florida | 74 77 | |
| | | | | | | | | | | | | 291 | H | North Florida | 67 78 | |
| | | | | | | | | | | | | 296 | A | Lipscomb | 77 84 | |
| | | | | | | | | | | | | 296 | H | Lipscomb | 89 75 | |
| | | | | | | | | | | | | 304 | H | Gardner-Webb | 53 57 | |
| | | | | | | | | | | | | 313 | A | NJIT | 66 70 | |
| | | | | | | | | | | | | 313 | H | NJIT | 75 58 | |
| | | | | | | | | | | | | 342 | A | N.C. Central | 68 58 | |
| | | | | | | | | | | | | 347 | A | South Carolina St. | 73 67 | |
| LAST 12 Division I GAMES: | | | | | | | | | | | | | | | | |
| 313 | A | NJIT | 66 70 | 274 | A | Kennesaw St. | 67 74 | | | | | | | | | |
| 99 | H | Stetson | 55 77 | 296 | A | Lipscomb | 77 84 | | | | | | | | | |
| 106 | H | FGCU | 50 80 | 274 | H | Kennesaw St. | 71 79 | | | | | | | | | |
| 95 | A | Jacksonville | 46 59 | 106 | A | FGCU | 43 93 | | | | | | | | | |
| 291 | A | North Florida | 74 77 | 99 | A | Stetson | 68 80 | | | | | | | | | |
| 296 | H | Lipscomb | 89 75 | 291 | H | North Florida | 67 78 | | | | | | | | | |

Non-Div I Games: Bob Jones 92 50 Converse 93 35 Warren Wilson 91 53

USC Upstate

Loss, Non-Conf, S Site, H Home A Away N Neutral

| | | | | | | | | | | |
|-------------------|----------|-----------|----------------|------------|-------------|---------------|------|------|-------|-----------|
| Average RPI Win: | 214 | WON-LOST | WINNING | LAST 10 | STRENGTH OF | OPP. STRENGTH | TEAM | ADJ. | CONF. | ADJ CONF. |
| Average RPI Loss: | 113 | RECORD | PCT. RANK | GAMES | SCHEDULE | OF SCHEDULE | RPI | RPI | RPI | RPI |
| DIV. I ONLY | 17- 7 | 66 | 7- 3 | 164 | 183 | 98 | 98 | 21 | 21 | |
| DIV. I NON-CONF. | 5- 3 | 122 | 0- 0 | 92 | 57 | 75 | 75 | 19 | 19 | |
| TOTALS | RPI 1-25 | RPI 26-50 | W-L RECORDS | RPI 51-100 | RPI 101-150 | RPI 150+ | | | | |
| 17- 7 | 0- 1 | 1- 0 | OVERALL | 0- 3 | 1- 1 | 15- 2 | | | | |
| 9- 3 | 0- 0 | 0- 0 | HOME | 0- 2 | 1- 0 | 8- 1 | | | | |
| 7- 4 | 0- 1 | 1- 0 | AWAY | 0- 1 | 0- 1 | 6- 1 | | | | |
| 1- 0 | 0- 0 | 0- 0 | NEUTRAL | 0- 0 | 0- 0 | 1- 0 | | | | |
| 5- 3 | 0- 1 | 1- 0 | NON-CONFERENCE | 0- 2 | 0- 0 | 4- 0 | | | | |
| 2- 1 | 0- 0 | 0- 0 | HOME | 0- 1 | 0- 0 | 2- 0 | | | | |
| 2- 2 | 0- 1 | 1- 0 | AWAY | 0- 1 | 0- 0 | 1- 0 | | | | |
| 1- 0 | 0- 0 | 0- 0 | NEUTRAL | 0- 0 | 0- 0 | 1- 0 | | | | |
| 12- 4 | 0- 0 | 0- 0 | CONFERENCE | 0- 1 | 1- 1 | 11- 2 | | | | |
| 7- 2 | 0- 0 | 0- 0 | HOME | 0- 1 | 1- 0 | 6- 1 | | | | |
| 5- 2 | 0- 0 | 0- 0 | AWAY | 0- 0 | 0- 1 | 5- 1 | | | | |
| 0- 0 | 0- 0 | 0- 0 | NEUTRAL | 0- 0 | 0- 0 | 0- 0 | | | | |

| RPI 1-25 | | | | RPI 26-50 | | | | RPI 51-100 | | | | Team's RPI: 98 | RPI 101+ | | | |
|---------------------------|---|--------------|-------|-----------|---|-----------------|-------|------------|---|-------------|-------|----------------|----------|---|-----------------|-------|
| RPI | S | Opponent | Score | RPI | S | Opponent | Score | RPI | S | Opponent | Score | | RPI | S | Opponent | Score |
| 19 | A | Kansas St. | 49 62 | 46 | A | Western Ky. | 71 68 | 52 | H | Little Rock | 49 58 | | 115 | A | Troy | 68 85 |
| | | | | | | | | 97 | H | SFA | 60 65 | | 115 | H | Troy | 78 72 |
| | | | | | | | | 100 | A | Texas Tech | 60 79 | | 152 | A | Texas St. | 61 39 |
| | | | | | | | | | | | | | 152 | H | Texas St. | 69 75 |
| | | | | | | | | | | | | | 160 | H | Louisiana | 79 66 |
| | | | | | | | | | | | | | 191 | H | UTSA | 75 54 |
| | | | | | | | | | | | | | 199 | H | Wichita St. | 74 70 |
| | | | | | | | | | | | | | 208 | A | Seton Hall | 86 61 |
| | | | | | | | | | | | | | 213 | A | Appalachian St. | 73 62 |
| | | | | | | | | | | | | | 213 | H | Appalachian St. | 74 63 |
| | | | | | | | | | | | | | 219 | A | Ga. Southern | 69 60 |
| | | | | | | | | | | | | | 242 | A | South Ala. | 73 49 |
| | | | | | | | | | | | | | 242 | H | South Ala. | 53 41 |
| | | | | | | | | | | | | | 257 | A | Georgia St. | 59 64 |
| | | | | | | | | | | | | | 260 | A | Coastal Caro. | 70 41 |
| | | | | | | | | | | | | | 260 | H | Coastal Caro. | 60 58 |
| | | | | | | | | | | | | | 268 | N | San Diego St. | 64 58 |
| | | | | | | | | | | | | | 322 | H | Arkansas St. | 69 58 |
| | | | | | | | | | | | | | 334 | H | La.-Monroe | 93 59 |
| LAST 12 Division I GAMES: | | | | | | | | | | | | | | | | |
| 242 | H | South Ala. | 53 41 | 152 | H | Texas St. | 69 75 | | | | | | | | | |
| 115 | H | Troy | 78 72 | 213 | A | Appalachian St. | 73 62 | | | | | | | | | |
| 257 | A | Georgia St. | 59 64 | 260 | A | Coastal Caro. | 70 41 | | | | | | | | | |
| 219 | A | Ga. Southern | 69 60 | 334 | H | La.-Monroe | 93 59 | | | | | | | | | |
| 322 | H | Arkansas St. | 69 58 | 160 | H | Louisiana | 79 66 | | | | | | | | | |
| 52 | H | Little Rock | 49 58 | 115 | A | Troy | 68 85 | | | | | | | | | |

Non-Div I Games: Tex. A&M-Commerce 80 50 Eastern N.M. 65 48

UT Arlington

Loss, Non-Conf, S Site, H Home A Away N Neutral

| | | | | | | | | | | |
|-------------------|---------------|------------|----------------|------------|-------------|---------------|------------|-----------|-----------|-----------|
| Average RPI Win: | 262 | WON-LOST | WINNING | LAST 10 | STRENGTH OF | OPP. STRENGTH | TEAM | ADJ. | CONF. | ADJ CONF. |
| Average RPI Loss: | 155 | RECORD | PCT. RANK | GAMES | SCHEDULE | OF SCHEDULE | RPI | RPI | RPI | RPI |
| DIV. I ONLY | 11- 18 | 244 | 7- 3 | 202 | 204 | 234 | 234 | 26 | 26 | |
| DIV. I NON-CONF. | 3- 10 | 280 | 0- 0 | 123 | 42 | 238 | 238 | 26 | 26 | |
| TOTALS | RPI 1-25 | RPI 26-50 | W-L RECORDS | RPI 51-100 | RPI 101-150 | RPI 150+ | | | | |
| 11- 18 | 0- 3 | 0- 0 | OVERALL | 0- 5 | 0- 0 | 11- 10 | | | | |
| 7- 6 | 0- 1 | 0- 0 | HOME | 0- 2 | 0- 0 | 7- 3 | | | | |
| 4- 12 | 0- 2 | 0- 0 | AWAY | 0- 3 | 0- 0 | 4- 7 | | | | |
| 0- 0 | 0- 0 | 0- 0 | NEUTRAL | 0- 0 | 0- 0 | 0- 0 | | | | |
| 3- 10 | 0- 3 | 0- 0 | NON-CONFERENCE | 0- 4 | 0- 0 | 3- 3 | | | | |
| 2- 3 | 0- 1 | 0- 0 | HOME | 0- 2 | 0- 0 | 2- 0 | | | | |
| 1- 7 | 0- 2 | 0- 0 | AWAY | 0- 2 | 0- 0 | 1- 3 | | | | |
| 0- 0 | 0- 0 | 0- 0 | NEUTRAL | 0- 0 | 0- 0 | 0- 0 | | | | |
| 8- 8 | 0- 0 | 0- 0 | CONFERENCE | 0- 1 | 0- 0 | 8- 7 | | | | |
| 5- 3 | 0- 0 | 0- 0 | HOME | 0- 0 | 0- 0 | 5- 3 | | | | |
| 3- 5 | 0- 0 | 0- 0 | AWAY | 0- 1 | 0- 0 | 3- 4 | | | | |
| 0- 0 | 0- 0 | 0- 0 | NEUTRAL | 0- 0 | 0- 0 | 0- 0 | | | | |

| RPI 1-25 | | | | RPI 26-50 | | | | RPI 51-100 | | | | RPI 101+ Team's RPI: 234 | | | |
|---------------------------|---|-------------------|---------------|-----------|---|-------------------|--------------|------------|---|--------------|--------------|--------------------------|---|-------------------|--------------|
| RPI | S | Opponent | Score | RPI | S | Opponent | Score | RPI | S | Opponent | Score | RPI | S | Opponent | Score |
| 12 | H | Louisville | 57 100 | | | | | 51 | A | Ohio | 55 72 | 154 | A | Oral Roberts | 53 82 |
| 17 | A | DePaul | 68 100 | | | | | 60 | A | Belmont | 66 71 | 169 | H | Morehead St. | 68 89 |
| 22 | A | Missouri | 69 80 | | | | | 71 | A | Northwestern | 59 82 | 184 | H | Southern Ill. | 76 68 |
| | | | | | | | | 84 | H | Chattanooga | 60 80 | 202 | A | SIUE | 82 72 |
| | | | | | | | | 90 | H | Vanderbilt | 77 79 | 202 | H | SIUE | 68 70 |
| | | | | | | | | | | | | 237 | A | Samford | 62 69 |
| | | | | | | | | | | | | 250 | H | Jacksonville St. | 94 83 |
| | | | | | | | | | | | | 252 | A | Tennessee St. | 80 85 |
| | | | | | | | | | | | | 253 | A | Austin Peay | 60 85 |
| | | | | | | | | | | | | 253 | H | Austin Peay | 83 80 |
| | | | | | | | | | | | | 264 | A | Murray St. | 90 70 |
| | | | | | | | | | | | | 264 | H | Murray St. | 83 82 |
| | | | | | | | | | | | | 273 | A | Southeast Mo. St. | 82 73 |
| | | | | | | | | | | | | 273 | H | Southeast Mo. St. | 79 82 |
| | | | | | | | | | | | | 275 | A | Tennessee Tech | 71 81 |
| | | | | | | | | | | | | 280 | A | Western Caro. | 84 72 |
| | | | | | | | | | | | | 281 | A | N.C. A&T | 59 74 |
| | | | | | | | | | | | | 292 | A | Eastern Ill. | 70 80 |
| | | | | | | | | | | | | 292 | H | Eastern Ill. | 74 72 |
| | | | | | | | | | | | | 293 | H | Eastern Ky. | 66 56 |
| | | | | | | | | | | | | 322 | H | Arkansas St. | 68 63 |
| LAST 12 Division I GAMES: | | | | | | | | | | | | | | | |
| 264 | H | Murray St. | 83 82 | 275 | A | Tennessee Tech | 71 81 | | | | | | | | |
| 253 | A | Austin Peay | 60 85 | 264 | A | Murray St. | 90 70 | | | | | | | | |
| 273 | A | Southeast Mo. St. | 82 73 | 253 | H | Austin Peay | 83 80 | | | | | | | | |
| 202 | A | SIUE | 82 72 | 202 | H | SIUE | 68 70 | | | | | | | | |
| 292 | H | Eastern Ill. | 74 72 | 292 | A | Eastern Ill. | 70 80 | | | | | | | | |
| 293 | H | Eastern Ky. | 66 56 | 273 | H | Southeast Mo. St. | 79 82 | | | | | | | | |

Non-Div I Games:

UT Martin

■ Loss,
 ■ Non-Conf,
 ■ S Site,
 ■ Home
 ■ A Away
 N Neutral

| | | | | | | | | | | |
|-------------------|----------|-----------|----------------|------------|-------------|---------------|------|------|-------|-----------|
| Average RPI Win: | 283 | WON-LOST | WINNING | LAST 10 | STRENGTH OF | OPP. STRENGTH | TEAM | ADJ. | CONF. | ADJ CONF. |
| Average RPI Loss: | 145 | RECORD | PCT. RANK | GAMES | SCHEDULE | OF SCHEDULE | RPI | RPI | RPI | RPI |
| DIV. I ONLY | 7- 20 | 299 | 3- 7 | 183 | 177 | 299 | 299 | 15 | 15 | |
| DIV. I NON-CONF. | 2- 9 | 293 | 0- 0 | 111 | 207 | 297 | 297 | 16 | 16 | |
| TOTALS | RPI 1-25 | RPI 26-50 | W-L RECORDS | RPI 51-100 | RPI 101-150 | RPI 150+ | | | | |
| 7- 20 | 0- 1 | 0- 3 | OVERALL | 0- 1 | 1- 7 | 6- 8 | | | | |
| 6- 8 | 0- 0 | 0- 1 | HOME | 0- 0 | 1- 2 | 5- 5 | | | | |
| 1- 7 | 0- 0 | 0- 0 | AWAY | 0- 1 | 0- 3 | 1- 3 | | | | |
| 0- 5 | 0- 1 | 0- 2 | NEUTRAL | 0- 0 | 0- 2 | 0- 0 | | | | |
| 2- 9 | 0- 1 | 0- 2 | NON-CONFERENCE | 0- 0 | 0- 4 | 2- 2 | | | | |
| 2- 3 | 0- 0 | 0- 0 | HOME | 0- 0 | 0- 1 | 2- 2 | | | | |
| 0- 1 | 0- 0 | 0- 0 | AWAY | 0- 0 | 0- 1 | 0- 0 | | | | |
| 0- 5 | 0- 1 | 0- 2 | NEUTRAL | 0- 0 | 0- 2 | 0- 0 | | | | |
| 5- 11 | 0- 0 | 0- 1 | CONFERENCE | 0- 1 | 1- 3 | 4- 6 | | | | |
| 4- 5 | 0- 0 | 0- 1 | HOME | 0- 0 | 1- 1 | 3- 3 | | | | |
| 1- 6 | 0- 0 | 0- 0 | AWAY | 0- 1 | 0- 2 | 1- 3 | | | | |
| 0- 0 | 0- 0 | 0- 0 | NEUTRAL | 0- 0 | 0- 0 | 0- 0 | | | | |

| RPI 1-25 | | | | RPI 26-50 | | | | RPI 51-100 | | | | RPI 101+ | | | | Team's RPI: 299 | |
|---------------------------|---|----------------|-------|-----------|---|--------------------|-------|------------|---|--------------|-------|----------|---|-----------------|-------|-----------------|--|
| RPI | S | Opponent | Score | RPI | S | Opponent | Score | RPI | S | Opponent | Score | RPI | S | Opponent | Score | | |
| 19 | N | Kansas St. | 40 61 | 33 | N | LSU | 45 78 | 75 | A | Middle Tenn. | 53 76 | 124 | A | Southern Miss. | 48 73 | | |
| | | | | 38 | N | North Carolina St. | 55 71 | | | | | 124 | H | Southern Miss. | 68 79 | | |
| | | | | 46 | H | Western Ky. | 54 71 | | | | | 130 | N | Alabama | 60 78 | | |
| | | | | | | | | | | | | 141 | N | Pittsburgh | 46 71 | | |
| | | | | | | | | | | | | 142 | A | New Mexico | 66 79 | | |
| | | | | | | | | | | | | 148 | A | Louisiana Tech | 61 69 | | |
| | | | | | | | | | | | | 148 | H | Louisiana Tech | 69 62 | | |
| | | | | | | | | | | | | 150 | H | New Mexico St. | 59 67 | | |
| | | | | | | | | | | | | 168 | H | Rice | 76 80 | | |
| | | | | | | | | | | | | 182 | A | UAB | 61 74 | | |
| | | | | | | | | | | | | 183 | H | North Texas | 69 76 | | |
| | | | | | | | | | | | | 191 | A | UTSA | 76 97 | | |
| | | | | | | | | | | | | 191 | H | UTSA | 81 83 | | |
| | | | | | | | | | | | | 203 | H | Texas Southern | 68 89 | | |
| | | | | | | | | | | | | 261 | H | Marshall | 84 74 | | |
| | | | | | | | | | | | | 265 | H | CSU Bakersfield | 74 61 | | |
| | | | | | | | | | | | | 302 | A | FIU | 87 88 | | |
| | | | | | | | | | | | | 302 | H | FIU | 88 47 | | |
| | | | | | | | | | | | | 308 | H | Northern Ariz. | 51 65 | | |
| | | | | | | | | | | | | 335 | A | Fla. Atlantic | 51 50 | | |
| | | | | | | | | | | | | 335 | H | Fla. Atlantic | 69 59 | | |
| | | | | | | | | | | | | 336 | H | Houston Baptist | 75 45 | | |
| LAST 12 Division I GAMES: | | | | | | | | | | | | | | | | | |
| 302 | H | FIU | 88 47 | 75 | A | Middle Tenn. | 53 76 | | | | | | | | | | |
| 335 | H | Fla. Atlantic | 69 59 | 182 | A | UAB | 61 74 | | | | | | | | | | |
| 168 | H | Rice | 76 80 | 261 | H | Marshall | 84 74 | | | | | | | | | | |
| 183 | H | North Texas | 69 76 | 46 | H | Western Ky. | 54 71 | | | | | | | | | | |
| 124 | A | Southern Miss. | 48 73 | 191 | A | UTSA | 76 97 | | | | | | | | | | |
| 148 | A | Louisiana Tech | 61 69 | 335 | A | Fla. Atlantic | 51 50 | | | | | | | | | | |

Non-Div I Games: Western N.M. 93 46

UTEP

■ Loss,
 ■ Non-Conf,
 ■ S Site,
 ■ Home
 ■ A Away
 N Neutral

| | | | | | | | | | | |
|-------------------|----------|-----------|----------------|------------|-------------|---------------|------|------|-------|-----------|
| Average RPI Win: | 294 | WON-LOST | WINNING | LAST 10 | STRENGTH OF | OPP. STRENGTH | TEAM | ADJ. | CONF. | ADJ CONF. |
| Average RPI Loss: | 152 | RECORD | PCT. RANK | GAMES | SCHEDULE | OF SCHEDULE | RPI | RPI | RPI | RPI |
| DIV. I ONLY | 15- 11 | 127 | 5- 4 | 341 | 209 | 221 | 221 | 29 | 29 | |
| DIV. I NON-CONF. | 7- 6 | 157 | 1- 1 | 326 | 56 | 201 | 201 | 29 | 29 | |
| TOTALS | RPI 1-25 | RPI 26-50 | W-L RECORDS | RPI 51-100 | RPI 101-150 | RPI 150+ | | | | |
| 15- 11 | 0- 2 | 0- 0 | OVERALL | 0- 1 | 0- 2 | 15- 6 | | | | |
| 8- 3 | 0- 0 | 0- 0 | HOME | 0- 0 | 0- 0 | 8- 3 | | | | |
| 6- 8 | 0- 2 | 0- 0 | AWAY | 0- 1 | 0- 2 | 6- 3 | | | | |
| 1- 0 | 0- 0 | 0- 0 | NEUTRAL | 0- 0 | 0- 0 | 1- 0 | | | | |
| 7- 6 | 0- 2 | 0- 0 | NON-CONFERENCE | 0- 1 | 0- 1 | 7- 2 | | | | |
| 4- 1 | 0- 0 | 0- 0 | HOME | 0- 0 | 0- 0 | 4- 1 | | | | |
| 2- 5 | 0- 2 | 0- 0 | AWAY | 0- 1 | 0- 1 | 2- 1 | | | | |
| 1- 0 | 0- 0 | 0- 0 | NEUTRAL | 0- 0 | 0- 0 | 1- 0 | | | | |
| 8- 5 | 0- 0 | 0- 0 | CONFERENCE | 0- 0 | 0- 1 | 8- 4 | | | | |
| 4- 2 | 0- 0 | 0- 0 | HOME | 0- 0 | 0- 0 | 4- 2 | | | | |
| 4- 3 | 0- 0 | 0- 0 | AWAY | 0- 0 | 0- 1 | 4- 2 | | | | |
| 0- 0 | 0- 0 | 0- 0 | NEUTRAL | 0- 0 | 0- 0 | 0- 0 | | | | |

| RPI | S | Opponent | Score | RPI | S | Opponent | Score | RPI | S | Opponent | Score | RPI | S | Opponent | Score | Team's RPI: 221 |
|---------------------------|---|-------------------|-------|-----|---|--------------|-------|-----|---|--------------|-------|-----|---|--------------------|-------|-----------------|
| 13 | A | Texas | 61 85 | | | | | 65 | A | Oklahoma St. | 53 86 | 101 | A | Abilene Christian | 54 70 | |
| 15 | A | Oklahoma | 59 92 | | | | | | | | | 150 | A | New Mexico St. | 67 87 | |
| | | | | | | | | | | | | 171 | H | Houston | 52 68 | |
| | | | | | | | | | | | | 183 | N | North Texas | 74 69 | |
| | | | | | | | | | | | | 187 | A | Nebraska | 53 71 | |
| | | | | | | | | | | | | 216 | A | Seattle U | 58 57 | |
| | | | | | | | | | | | | 216 | H | Seattle U | 54 67 | |
| | | | | | | | | | | | | 226 | A | Grand Canyon | 59 60 | |
| | | | | | | | | | | | | 226 | H | Grand Canyon | 52 49 | |
| | | | | | | | | | | | | 265 | A | CSU Bakersfield | 46 74 | |
| | | | | | | | | | | | | 265 | H | CSU Bakersfield | 61 67 | |
| | | | | | | | | | | | | 278 | H | Prairie View | 82 74 | |
| | | | | | | | | | | | | 288 | A | A&M-Corpus Christi | 68 65 | |
| | | | | | | | | | | | | 288 | H | A&M-Corpus Christi | 55 46 | |
| | | | | | | | | | | | | 294 | H | North Dakota St. | 81 67 | |
| | | | | | | | | | | | | 315 | A | UMKC | 63 52 | |
| | | | | | | | | | | | | 315 | H | UMKC | 74 39 | |
| | | | | | | | | | | | | 329 | A | Utah Valley | 64 45 | |
| | | | | | | | | | | | | 329 | H | Utah Valley | 64 55 | |
| | | | | | | | | | | | | 338 | A | Sam Houston St. | 69 45 | |
| | | | | | | | | | | | | 338 | H | Sam Houston St. | 78 50 | |
| | | | | | | | | | | | | 340 | A | Chicago St. | 57 46 | |
| | | | | | | | | | | | | 340 | H | Chicago St. | 71 43 | |
| LAST 12 Division I GAMES: | | | | | | | | | | | | | | | | |
| 101 | A | Abilene Christian | 54 70 | 226 | H | Grand Canyon | 52 49 | | | | | | | | | |
| 183 | N | North Texas | 74 69 | 315 | A | UMKC | 63 52 | | | | | | | | | |
| 329 | A | Utah Valley | 64 45 | 216 | H | Seattle U | 54 67 | | | | | | | | | |
| 216 | A | Seattle U | 58 57 | 329 | H | Utah Valley | 64 55 | | | | | | | | | |
| 150 | A | New Mexico St. | 67 87 | 340 | A | Chicago St. | 57 46 | | | | | | | | | |
| 265 | H | CSU Bakersfield | 61 67 | 226 | A | Grand Canyon | 59 60 | | | | | | | | | |

Non-Div I Games: St. Thomas (TX) 63 56 Texas Lutheran 68 52 Evangel 86 55

UTRGV

Loss, Non-Conf, S Site, H Home A Away N Neutral

| | | | | | | | | | |
|------------------------------|---------------|------------|----------------|-------------|---------------|------------|------------|-----------|-----------|
| Average RPI Win: 228 | WON-LOST | WINNING | LAST 10 | STRENGTH OF | OPP. STRENGTH | TEAM | ADJ. | CONF. | ADJ CONF. |
| Average RPI Loss: 122 | RECORD | PCT. RANK | GAMES | SCHEDULE | OF SCHEDULE | RPI | RPI | RPI | RPI |
| DIV. I ONLY | 12- 13 | 186 | 4- 6 | 158 | 128 | 191 | 191 | 15 | 15 |
| DIV. I NON-CONF. | 3- 6 | 230 | 0- 0 | 28 | 52 | 180 | 180 | 16 | 16 |
| TOTALS | RPI 1-25 | RPI 26-50 | W-L RECORDS | RPI 51-100 | RPI 101-150 | RPI 150+ | | | |
| 12- 13 | 0- 1 | 1- 1 | OVERALL | 0- 3 | 2- 4 | 9- 4 | | | |
| 8- 7 | 0- 0 | 1- 0 | HOME | 0- 1 | 2- 2 | 5- 4 | | | |
| 4- 6 | 0- 1 | 0- 1 | AWAY | 0- 2 | 0- 2 | 4- 0 | | | |
| 0- 0 | 0- 0 | 0- 0 | NEUTRAL | 0- 0 | 0- 0 | 0- 0 | | | |
| 3- 6 | 0- 1 | 0- 1 | NON-CONFERENCE | 0- 2 | 1- 1 | 2- 1 | | | |
| 3- 3 | 0- 0 | 0- 0 | HOME | 0- 1 | 1- 1 | 2- 1 | | | |
| 0- 3 | 0- 1 | 0- 1 | AWAY | 0- 1 | 0- 0 | 0- 0 | | | |
| 0- 0 | 0- 0 | 0- 0 | NEUTRAL | 0- 0 | 0- 0 | 0- 0 | | | |
| 9- 7 | 0- 0 | 1- 0 | CONFERENCE | 0- 1 | 1- 3 | 7- 3 | | | |
| 5- 4 | 0- 0 | 1- 0 | HOME | 0- 0 | 1- 1 | 3- 3 | | | |
| 4- 3 | 0- 0 | 0- 0 | AWAY | 0- 1 | 0- 2 | 4- 0 | | | |
| 0- 0 | 0- 0 | 0- 0 | NEUTRAL | 0- 0 | 0- 0 | 0- 0 | | | |

| RPI 1-25 | | | | RPI 26-50 | | | | RPI 51-100 | | | | RPI 101+ Team's RPI: 191 | | | |
|---------------------------|---|----------------|--------------|-----------|---|-------------|--------------|------------|---|--------------|--------------|--------------------------|---|-------------------|--------------|
| RPI | S | Opponent | Score | RPI | S | Opponent | Score | RPI | S | Opponent | Score | RPI | S | Opponent | Score |
| 13 | A | Texas | 43 76 | 37 | A | Oregon | 63 77 | 55 | H | Tulane | 66 75 | 101 | H | Abilene Christian | 71 68 |
| | | | | 46 | H | Western Ky. | 80 77 | 75 | A | Middle Tenn. | 63 77 | 124 | A | Southern Miss. | 71 74 |
| | | | | | | | | 98 | A | UT Arlington | 54 75 | 124 | H | Southern Miss. | 68 69 |
| | | | | | | | | | | | | 128 | H | Northern Colo. | 66 73 |
| | | | | | | | | | | | | 148 | A | Louisiana Tech | 71 77 |
| | | | | | | | | | | | | 148 | H | Louisiana Tech | 63 61 |
| | | | | | | | | | | | | 152 | H | Texas St. | 72 47 |
| | | | | | | | | | | | | 168 | H | Rice | 61 66 |
| | | | | | | | | | | | | 171 | H | Houston | 49 56 |
| | | | | | | | | | | | | 182 | A | UAB | 82 67 |
| | | | | | | | | | | | | 183 | H | North Texas | 55 58 |
| | | | | | | | | | | | | 235 | H | Liberty | 80 64 |
| | | | | | | | | | | | | 261 | H | Marshall | 81 88 |
| | | | | | | | | | | | | 299 | A | UTEP | 83 81 |
| | | | | | | | | | | | | 299 | H | UTEP | 97 76 |
| | | | | | | | | | | | | 302 | A | FIU | 70 61 |
| | | | | | | | | | | | | 302 | H | FIU | 69 55 |
| | | | | | | | | | | | | 335 | A | Fla. Atlantic | 72 62 |
| | | | | | | | | | | | | 335 | H | Fla. Atlantic | 97 66 |
| LAST 12 Division I GAMES: | | | | | | | | | | | | | | | |
| 335 | H | Fla. Atlantic | 97 66 | 182 | A | UAB | 82 67 | 75 | A | Middle Tenn. | 63 77 | | | | |
| 302 | H | FIU | 69 55 | 46 | H | Western Ky. | 80 77 | 261 | H | Marshall | 81 88 | | | | |
| 183 | H | North Texas | 55 58 | 299 | H | UTEP | 97 76 | 302 | A | FIU | 70 61 | | | | |
| 168 | H | Rice | 61 66 | | | | | | | | | | | | |
| 148 | A | Louisiana Tech | 71 77 | | | | | | | | | | | | |
| 124 | A | Southern Miss. | 71 74 | | | | | | | | | | | | |

Non-Div I Games: Tex. A&M-Kingsville70 44 Angelo St. 77 **85**

UTSA

Loss, Non-Conf, S Site, H Home A Away N Neutral

| | | | | | | | | | | |
|-------------------|----------|-----------|----------------|------------|-------------|---------------|------|------|-------|-----------|
| Average RPI Win: | 163 | WON-LOST | WINNING | LAST 10 | STRENGTH OF | OPP. STRENGTH | TEAM | ADJ. | CONF. | ADJ CONF. |
| Average RPI Loss: | 36 | RECORD | PCT. RANK | GAMES | SCHEDULE | OF SCHEDULE | RPI | RPI | RPI | RPI |
| DIV. I ONLY | 16- 13 | 146 | 3- 7 | 38 | 42 | 70 | 70 | 1 | 1 | |
| DIV. I NON-CONF. | 11- 0 | 1 | 0- 0 | 192 | 309 | 36 | 36 | 1 | 1 | |
| TOTALS | RPI 1-25 | RPI 26-50 | W-L RECORDS | RPI 51-100 | RPI 101-150 | RPI 150+ | | | | |
| 16- 13 | 0- 7 | 0- 3 | OVERALL | 6- 1 | 3- 2 | 7- 0 | | | | |
| 9- 7 | 0- 3 | 0- 2 | HOME | 4- 0 | 0- 2 | 5- 0 | | | | |
| 6- 6 | 0- 4 | 0- 1 | AWAY | 2- 1 | 2- 0 | 2- 0 | | | | |
| 1- 0 | 0- 0 | 0- 0 | NEUTRAL | 0- 0 | 1- 0 | 0- 0 | | | | |
| 11- 0 | 0- 0 | 0- 0 | NON-CONFERENCE | 2- 0 | 2- 0 | 7- 0 | | | | |
| 7- 0 | 0- 0 | 0- 0 | HOME | 2- 0 | 0- 0 | 5- 0 | | | | |
| 3- 0 | 0- 0 | 0- 0 | AWAY | 0- 0 | 1- 0 | 2- 0 | | | | |
| 1- 0 | 0- 0 | 0- 0 | NEUTRAL | 0- 0 | 1- 0 | 0- 0 | | | | |
| 5- 13 | 0- 7 | 0- 3 | CONFERENCE | 4- 1 | 1- 2 | 0- 0 | | | | |
| 2- 7 | 0- 3 | 0- 2 | HOME | 2- 0 | 0- 2 | 0- 0 | | | | |
| 3- 6 | 0- 4 | 0- 1 | AWAY | 2- 1 | 1- 0 | 0- 0 | | | | |
| 0- 0 | 0- 0 | 0- 0 | NEUTRAL | 0- 0 | 0- 0 | 0- 0 | | | | |

| RPI | S | Opponent | Score | RPI | S | Opponent | Score | RPI | S | Opponent | Score | RPI | S | Opponent | Score |
|---------------------------|---|----------------|-------|-----|---|----------------|-------|-----|---|---------------------|-------|-----|---|-----------------|--------|
| 5 | A | Oregon St. | 44 70 | 28 | H | Arizona St. | 44 66 | 58 | A | California | 73 64 | 102 | A | Washington St. | 74 57 |
| 5 | H | Oregon St. | 49 63 | 37 | A | Oregon | 66 84 | 58 | H | California | 63 57 | 102 | H | Washington St. | 55 61 |
| 7 | A | Washington | 77 84 | 37 | H | Oregon | 61 73 | 67 | A | Southern California | 58 53 | 116 | N | Charlotte | 81 68 |
| 7 | H | Washington | 53 82 | | | | | 86 | H | BYU | 77 60 | 125 | H | Arizona | 70 81 |
| 9 | A | Stanford | 51 87 | | | | | 87 | A | Colorado | 49 54 | 126 | A | St. Mary's (CA) | 63 62 |
| 9 | H | Stanford | 58 77 | | | | | 87 | H | Colorado | 58 53 | 174 | A | Fresno St. | 65 55 |
| 11 | A | UCLA | 56 67 | | | | | 88 | H | Montana St. | 74 64 | 200 | H | Utah St. | 65 58 |
| | | | | | | | | | | | | 230 | H | Weber St. | 71 52 |
| | | | | | | | | | | | | 287 | A | Nevada | 80 50 |
| | | | | | | | | | | | | 298 | H | Southern Utah | 69 43 |
| | | | | | | | | | | | | 308 | H | Northern Ariz. | 78 65 |
| | | | | | | | | | | | | 329 | H | Utah Valley | 100 52 |
| LAST 12 Division I GAMES: | | | | | | | | | | | | | | | |
| 7 | A | Washington | 77 84 | 102 | H | Washington St. | 55 61 | | | | | | | | |
| 102 | A | Washington St. | 74 57 | 7 | H | Washington | 53 82 | | | | | | | | |
| 5 | H | Oregon St. | 49 63 | 87 | H | Colorado | 58 53 | | | | | | | | |
| 37 | H | Oregon | 61 73 | 87 | A | Colorado | 49 54 | | | | | | | | |
| 9 | A | Stanford | 51 87 | 37 | A | Oregon | 66 84 | | | | | | | | |
| 58 | A | California | 73 64 | 5 | A | Oregon St. | 44 70 | | | | | | | | |

Non-Div I Games:

Utah

■ Loss,
 ■ Non-Conf, S Site,
 ■ Home
 ■ Away
 N Neutral

| | | | | | | | | | | |
|-------------------|----------|-----------|----------------|------------|-------------|---------------|------|------|-------|-----------|
| Average RPI Win: | 230 | WON-LOST | WINNING | LAST 10 | STRENGTH OF | OPP. STRENGTH | TEAM | ADJ. | CONF. | ADJ CONF. |
| Average RPI Loss: | 144 | RECORD | PCT. RANK | GAMES | SCHEDULE | OF SCHEDULE | RPI | RPI | RPI | RPI |
| DIV. I ONLY | 14- 13 | 166 | 6- 4 | 257 | 179 | 200 | 200 | 13 | 13 | |
| DIV. I NON-CONF. | 6- 4 | 127 | 0- 0 | 328 | 267 | 242 | 242 | 15 | 15 | |
| TOTALS | RPI 1-25 | RPI 26-50 | W-L RECORDS | RPI 51-100 | RPI 101-150 | RPI 150+ | | | | |
| 14- 13 | 0- 0 | 1- 1 | OVERALL | 2- 4 | 0- 5 | 11- 3 | | | | |
| 10- 4 | 0- 0 | 1- 0 | HOME | 2- 1 | 0- 2 | 7- 1 | | | | |
| 3- 9 | 0- 0 | 0- 1 | AWAY | 0- 3 | 0- 3 | 3- 2 | | | | |
| 1- 0 | 0- 0 | 0- 0 | NEUTRAL | 0- 0 | 0- 0 | 1- 0 | | | | |
| 6- 4 | 0- 0 | 0- 0 | NON-CONFERENCE | 1- 2 | 0- 1 | 5- 1 | | | | |
| 4- 2 | 0- 0 | 0- 0 | HOME | 1- 1 | 0- 0 | 3- 1 | | | | |
| 1- 2 | 0- 0 | 0- 0 | AWAY | 0- 1 | 0- 1 | 1- 0 | | | | |
| 1- 0 | 0- 0 | 0- 0 | NEUTRAL | 0- 0 | 0- 0 | 1- 0 | | | | |
| 8- 9 | 0- 0 | 1- 1 | CONFERENCE | 1- 2 | 0- 4 | 6- 2 | | | | |
| 6- 2 | 0- 0 | 1- 0 | HOME | 1- 0 | 0- 2 | 4- 0 | | | | |
| 2- 7 | 0- 0 | 0- 1 | AWAY | 0- 2 | 0- 2 | 2- 2 | | | | |
| 0- 0 | 0- 0 | 0- 0 | NEUTRAL | 0- 0 | 0- 0 | 0- 0 | | | | |

| RPI 1-25 | | | | RPI 26-50 | | | | RPI 51-100 | | | | RPI 101+ | | | | Team's RPI: 200 |
|---------------------------|---|----------|-------|-----------|---|---------------|-------|------------|---|---------------|-------|----------|---|-----------------|-------|-----------------|
| RPI | S | Opponent | Score | RPI | S | Opponent | Score | RPI | S | Opponent | Score | RPI | S | Opponent | Score | |
| | | | | 49 | A | Colorado St. | 43 74 | 69 | A | Boise St. | 56 76 | 105 | A | Wyoming | 40 59 | |
| | | | | 49 | H | Colorado St. | 55 48 | 69 | H | Boise St. | 65 63 | 105 | H | Wyoming | 48 71 | |
| | | | | | | | | 70 | A | Utah | 58 65 | 125 | A | Arizona | 57 61 | |
| | | | | | | | | 86 | H | BYU | 40 60 | 142 | A | New Mexico | 67 78 | |
| | | | | | | | | 88 | H | Montana St. | 64 56 | 142 | H | New Mexico | 58 68 | |
| | | | | | | | | 91 | A | UNLV | 53 55 | 161 | H | Idaho St. | 69 56 | |
| | | | | | | | | | | | | 174 | A | Fresno St. | 52 47 | |
| | | | | | | | | | | | | 198 | H | San Jose St. | 82 78 | |
| | | | | | | | | | | | | 268 | A | San Diego St. | 59 66 | |
| | | | | | | | | | | | | 268 | H | San Diego St. | 53 47 | |
| | | | | | | | | | | | | 287 | A | Nevada | 81 69 | |
| | | | | | | | | | | | | 287 | H | Nevada | 60 57 | |
| | | | | | | | | | | | | 298 | H | Southern Utah | 54 70 | |
| | | | | | | | | | | | | 320 | A | Air Force | 61 64 | |
| | | | | | | | | | | | | 320 | H | Air Force | 65 62 | |
| | | | | | | | | | | | | 324 | H | UC Irvine | 66 52 | |
| | | | | | | | | | | | | 328 | A | Montana | 65 47 | |
| | | | | | | | | | | | | 329 | H | Utah Valley | 56 45 | |
| | | | | | | | | | | | | 331 | N | Incarinate Word | 79 46 | |
| LAST 12 Division I GAMES: | | | | | | | | | | | | | | | | |
| | | | | 320 | A | Air Force | 61 64 | 69 | H | Boise St. | 65 63 | | | | | |
| | | | | 198 | H | San Jose St. | 82 78 | 287 | A | Nevada | 81 69 | | | | | |
| | | | | 287 | H | Nevada | 60 57 | 174 | A | Fresno St. | 52 47 | | | | | |
| | | | | 268 | A | San Diego St. | 59 66 | 142 | H | New Mexico | 58 68 | | | | | |
| | | | | 105 | A | Wyoming | 40 59 | 49 | A | Colorado St. | 43 74 | | | | | |
| | | | | 49 | H | Colorado St. | 55 48 | 268 | H | San Diego St. | 53 47 | | | | | |

Non-Div I Games: Westminster (UT) 72 49

Utah St.

■ Loss,
 ■ Non-Conf, S Site,
 ■ Home
 ■ Away
 N Neutral

Utah Valley

Through Games Of Feb. 25, 2017

| | | | | | | | | | | |
|-------------------|----------|-----------|----------------|------------|-------------|---------------|------|------|-------|-----------|
| Average RPI Win: | 318 | WON-LOST | WINNING | LAST 10 | STRENGTH OF | OPP. STRENGTH | TEAM | ADJ. | CONF. | ADJ CONF. |
| Average RPI Loss: | 197 | RECORD | PCT. RANK | GAMES | SCHEDULE | OF SCHEDULE | RPI | RPI | RPI | RPI |
| DIV. I ONLY | 6- 20 | 310 | 2- 8 | 317 | 289 | 329 | 329 | 29 | 29 | |
| DIV. I NON-CONF. | 3- 10 | 280 | 0- 0 | 304 | 199 | 322 | 322 | 29 | 29 | |
| TOTALS | RPI 1-25 | RPI 26-50 | W-L RECORDS | RPI 51-100 | RPI 101-150 | RPI 150+ | | | | |
| 6- 20 | 0- 0 | 0- 1 | OVERALL | 0- 2 | 0- 3 | 6- 14 | | | | |
| 4- 8 | 0- 0 | 0- 0 | HOME | 0- 1 | 0- 2 | 4- 5 | | | | |
| 2- 10 | 0- 0 | 0- 0 | AWAY | 0- 0 | 0- 0 | 2- 2 | | | | |
| 0- 2 | 0- 0 | 0- 1 | NEUTRAL | 0- 0 | 0- 0 | 0- 1 | | | | |
| 3- 10 | 0- 0 | 0- 1 | NON-CONFERENCE | 0- 2 | 0- 1 | 3- 6 | | | | |
| 2- 3 | 0- 0 | 0- 0 | HOME | 0- 1 | 0- 1 | 2- 1 | | | | |
| 1- 5 | 0- 0 | 0- 0 | AWAY | 0- 1 | 0- 0 | 1- 4 | | | | |
| 0- 2 | 0- 0 | 0- 1 | NEUTRAL | 0- 0 | 0- 0 | 0- 1 | | | | |
| 3- 10 | 0- 0 | 0- 0 | CONFERENCE | 0- 0 | 0- 2 | 3- 8 | | | | |
| 2- 5 | 0- 0 | 0- 0 | HOME | 0- 0 | 0- 1 | 2- 4 | | | | |
| 1- 5 | 0- 0 | 0- 0 | AWAY | 0- 0 | 0- 1 | 1- 4 | | | | |
| 0- 0 | 0- 0 | 0- 0 | NEUTRAL | 0- 0 | 0- 0 | 0- 0 | | | | |

| RPI S | Opponent | Score | RPI S | Opponent | Score | RPI S | Opponent | Score | RPI S | Opponent | Score | Team's RPI: 329 |
|---------------------------|-----------------|-------|-------|-----------------|--------|-------|-----------------|-------|-------|-----------------|-------|-----------------|
| 41 N | Central Mich. | 62 71 | 70 A | Utah | 52 100 | 120 H | Eastern Wash. | 50 83 | 150 A | New Mexico St. | 46 63 | |
| | | | 86 H | BYU | 50 68 | 150 H | New Mexico St. | 53 66 | 161 A | Idaho St. | 56 61 | |
| | | | | | | 200 A | Utah St. | 45 56 | 202 N | SIUE | 64 71 | |
| | | | | | | 216 H | Seattle U | 51 69 | 221 A | UTRGV | 55 64 | |
| | | | | | | 221 H | UTRGV | 45 64 | 226 A | Grand Canyon | 42 60 | |
| | | | | | | 226 H | Grand Canyon | 46 62 | 230 H | Weber St. | 61 64 | |
| | | | | | | 256 A | Cal Poly | 65 77 | 265 A | CSU Bakersfield | 39 55 | |
| | | | | | | 265 H | CSU Bakersfield | 59 63 | 298 A | Southern Utah | 70 64 | |
| | | | | | | 303 H | Pepperdine | 72 65 | 310 H | Denver | 72 58 | |
| | | | | | | 315 A | UMKC | 63 66 | 315 H | UMKC | 58 39 | |
| | | | | | | 320 A | Air Force | 53 64 | 340 A | Chicago St. | 62 59 | |
| | | | | | | 340 H | Chicago St. | 73 54 | | | | |
| LAST 12 Division I GAMES: | | | | | | | | | | | | |
| 221 H | UTRGV | 45 64 | 216 H | Seattle U | 51 69 | 150 A | New Mexico St. | 46 63 | 221 A | UTRGV | 55 64 | |
| 150 H | New Mexico St. | 53 66 | 265 H | CSU Bakersfield | 59 63 | 315 A | UMKC | 63 66 | 340 A | Chicago St. | 62 59 | |
| 226 A | Grand Canyon | 42 60 | 340 H | Chicago St. | 73 54 | | | | | | | |
| 265 A | CSU Bakersfield | 39 55 | 315 H | UMKC | 58 39 | | | | | | | |

Non-Div I Games: Dixie St. 68 56 Antelope Valley 87 47

Utah Valley

Loss, Non-Conf, S Site, H Home A Away N Neutral

| | | | | | | | | | | |
|-------------------|----------|-----------|----------------|------------|-------------|---------------|------|------|-------|-----------|
| Average RPI Win: | 214 | WON-LOST | WINNING | LAST 10 | STRENGTH OF | OPP. STRENGTH | TEAM | ADJ. | CONF. | ADJ CONF. |
| Average RPI Loss: | 103 | RECORD | PCT. RANK | GAMES | SCHEDULE | OF SCHEDULE | RPI | RPI | RPI | RPI |
| DIV. I ONLY | 15- 14 | 170 | 6- 4 | 101 | 131 | 138 | 138 | 12 | 12 | |
| DIV. I NON-CONF. | 7- 6 | 157 | 0- 0 | 96 | 145 | 120 | 120 | 12 | 12 | |
| TOTALS | RPI 1-25 | RPI 26-50 | W-L RECORDS | RPI 51-100 | RPI 101-150 | RPI 150+ | | | | |
| 15- 14 | 0- 0 | 0- 2 | OVERALL | 1- 3 | 1- 7 | 13- 2 | | | | |
| 8- 6 | 0- 0 | 0- 1 | HOME | 0- 2 | 0- 2 | 8- 1 | | | | |
| 5- 8 | 0- 0 | 0- 0 | AWAY | 0- 0 | 1- 0 | 4- 0 | | | | |
| 2- 0 | 0- 0 | 0- 0 | NEUTRAL | 1- 0 | 0- 0 | 1- 0 | | | | |
| 7- 6 | 0- 0 | 0- 0 | NON-CONFERENCE | 1- 3 | 0- 2 | 6- 1 | | | | |
| 3- 3 | 0- 0 | 0- 0 | HOME | 0- 2 | 0- 0 | 3- 1 | | | | |
| 2- 3 | 0- 0 | 0- 0 | AWAY | 0- 1 | 0- 2 | 2- 0 | | | | |
| 2- 0 | 0- 0 | 0- 0 | NEUTRAL | 1- 0 | 0- 0 | 1- 0 | | | | |
| 8- 8 | 0- 0 | 0- 2 | CONFERENCE | 0- 0 | 1- 5 | 7- 1 | | | | |
| 5- 3 | 0- 0 | 0- 1 | HOME | 0- 0 | 0- 2 | 5- 0 | | | | |
| 3- 5 | 0- 0 | 0- 1 | AWAY | 0- 0 | 1- 3 | 2- 1 | | | | |
| 0- 0 | 0- 0 | 0- 0 | NEUTRAL | 0- 0 | 0- 0 | 0- 0 | | | | |

| RPI S | Opponent | Score | RPI S | Opponent | Score | RPI S | Opponent | Score | RPI S | Opponent | Score | Team's RPI: 138 |
|---------------------------|-------------------|-------|-------|---------------------|-------|-------|---------------|-------|-------|-------------------|-------|-----------------|
| 45 | H Dayton | 48 68 | 48 | A George Washington | 67 81 | 56 | N Villanova | 68 66 | 103 | A Saint Louis | 72 77 | |
| | | | | | | 62 | H IUPUI | 62 71 | 103 | H Saint Louis | 48 62 | |
| | | | | | | 72 | A Wake Forest | 54 60 | 109 | A Saint Joseph's | 58 64 | |
| | | | | | | 78 | H Minnesota | 69 79 | 109 | H Saint Joseph's | 70 80 | |
| | | | | | | | | | 113 | A Fordham | 61 58 | |
| | | | | | | | | | 119 | A Old Dominion | 60 70 | |
| | | | | | | | | | 123 | A Ole Miss | 57 77 | |
| | | | | | | | | | 136 | A Duquesne | 51 70 | |
| | | | | | | | | | 151 | H Iona | 57 59 | |
| | | | | | | | | | 167 | H La Salle | 61 56 | |
| | | | | | | | | | 179 | H Brown | 85 72 | |
| | | | | | | | | | 190 | A George Mason | 59 70 | |
| | | | | | | | | | 192 | A Campbell | 66 53 | |
| | | | | | | | | | 194 | N American | 68 62 | |
| | | | | | | | | | 215 | H UNCG | 65 54 | |
| | | | | | | | | | 225 | A Richmond | 57 55 | |
| | | | | | | | | | 225 | H Richmond | 62 55 | |
| | | | | | | | | | 239 | A St. Bonaventure | 77 60 | |
| | | | | | | | | | 246 | A Furman | 75 61 | |
| | | | | | | | | | 272 | H Coppin St. | 73 44 | |
| | | | | | | | | | 276 | H Davidson | 54 47 | |
| | | | | | | | | | 300 | H Rhode Island | 68 57 | |
| | | | | | | | | | 311 | H Massachusetts | 55 52 | |
| LAST 12 Division I GAMES: | | | | | | | | | | | | |
| 276 | H Davidson | 54 47 | 225 | A Richmond | 57 55 | | | | | | | |
| 239 | A St. Bonaventure | 77 60 | 311 | H Massachusetts | 55 52 | | | | | | | |
| 109 | H Saint Joseph's | 70 80 | 113 | A Fordham | 61 58 | | | | | | | |
| 136 | A Duquesne | 51 70 | 300 | H Rhode Island | 68 57 | | | | | | | |
| 103 | A Saint Louis | 72 77 | 190 | A George Mason | 59 70 | | | | | | | |
| 45 | H Dayton | 48 68 | 109 | A Saint Joseph's | 58 64 | | | | | | | |

Non-Div I Games:

VCU

■ Loss,
 ■ Non-Conf,
 ■ S Site,
 ■ H Home
 ■ A Away
 N Neutral

Valparaiso

Through Games Of Feb. 25, 2017

| | | | | | | | | | |
|------------------------------|----------|-----------|----------------|-------------|---------------|----------|------|-------|-----------|
| Average RPI Win: 278 | WON-LOST | WINNING | LAST 10 | STRENGTH OF | OPP. STRENGTH | TEAM | ADJ. | CONF. | ADJ CONF. |
| Average RPI Loss: 166 | RECORD | PCT. RANK | GAMES | SCHEDULE | OF SCHEDULE | RPI | RPI | RPI | RPI |
| DIV. I ONLY | 7- 20 | 299 | 4- 6 | 230 | 226 | 301 | 301 | 19 | 19 |
| DIV. I NON-CONF. | 3- 6 | 230 | 0- 0 | 274 | 170 | 277 | 277 | 21 | 21 |
| TOTALS | RPI 1-25 | RPI 26-50 | W-L RECORDS | RPI 51-100 | RPI 101-150 | RPI 150+ | | | |
| 7- 20 | 0- 1 | 0- 3 | OVERALL | 0- 1 | 0- 4 | 7- 11 | | | |
| 5- 8 | 0- 0 | 0- 1 | HOME | 0- 0 | 0- 2 | 5- 5 | | | |
| 2- 12 | 0- 0 | 0- 0 | AWAY | 0- 0 | 0- 0 | 2- 0 | | | |
| 0- 0 | 0- 0 | 0- 0 | NEUTRAL | 0- 0 | 0- 0 | 0- 0 | | | |
| 3- 6 | 0- 1 | 0- 1 | NON-CONFERENCE | 0- 1 | 0- 0 | 3- 3 | | | |
| 2- 2 | 0- 0 | 0- 0 | HOME | 0- 0 | 0- 0 | 2- 2 | | | |
| 1- 4 | 0- 1 | 0- 1 | AWAY | 0- 1 | 0- 0 | 1- 1 | | | |
| 0- 0 | 0- 0 | 0- 0 | NEUTRAL | 0- 0 | 0- 0 | 0- 0 | | | |
| 4- 14 | 0- 0 | 0- 2 | CONFERENCE | 0- 0 | 0- 4 | 4- 8 | | | |
| 3- 6 | 0- 0 | 0- 1 | HOME | 0- 0 | 0- 2 | 3- 3 | | | |
| 1- 8 | 0- 0 | 0- 1 | AWAY | 0- 0 | 0- 2 | 1- 5 | | | |
| 0- 0 | 0- 0 | 0- 0 | NEUTRAL | 0- 0 | 0- 0 | 0- 0 | | | |

| RPI 1-25 | | | | RPI 26-50 | | | | RPI 51-100 | | | | RPI 101+ Team's RPI: 301 | | | |
|---------------------------|---|---------------|---------------|-----------|---|----------------|--------------|------------|---|----------------|--------------|--------------------------|---|----------------|---------------|
| RPI | S | Opponent | Score | RPI | S | Opponent | Score | RPI | S | Opponent | Score | RPI | S | Opponent | Score |
| 2 | A | Notre Dame | 54 114 | 27 | A | Green Bay | 35 56 | 99 | A | Stetson | 75 87 | 139 | A | Wright St. | 48 63 |
| | | | | 27 | H | Green Bay | 36 75 | | | | | 139 | H | Wright St. | 52 65 |
| | | | | 44 | A | Indiana | 58 87 | | | | | 145 | A | Oakland | 63 104 |
| | | | | | | | | | | | | 145 | H | Oakland | 60 98 |
| | | | | | | | | | | | | 158 | A | Milwaukee | 64 80 |
| | | | | | | | | | | | | 158 | H | Milwaukee | 74 85 |
| | | | | | | | | | | | | 162 | A | Detroit Mercy | 60 85 |
| | | | | | | | | | | | | 162 | H | Detroit Mercy | 57 55 |
| | | | | | | | | | | | | 180 | A | Cleveland St. | 60 71 |
| | | | | | | | | | | | | 180 | H | Cleveland St. | 62 66 |
| | | | | | | | | | | | | 228 | H | Bradley | 56 67 |
| | | | | | | | | | | | | 235 | H | Liberty | 70 68 |
| | | | | | | | | | | | | 255 | H | Evansville | 65 70 |
| | | | | | | | | | | | | 285 | A | Northern Ky. | 41 32 |
| | | | | | | | | | | | | 285 | H | Northern Ky. | 55 70 |
| | | | | | | | | | | | | 292 | H | Eastern Ill. | 73 68 |
| | | | | | | | | | | | | 309 | A | Illinois St. | 56 77 |
| | | | | | | | | | | | | 312 | A | Youngstown St. | 70 76 |
| | | | | | | | | | | | | 312 | H | Youngstown St. | 77 60 |
| | | | | | | | | | | | | 323 | A | Ill.-Chicago | 60 74 |
| | | | | | | | | | | | | 323 | H | Ill.-Chicago | 72 63 |
| | | | | | | | | | | | | 340 | A | Chicago St. | 53 51 |
| LAST 12 Division I GAMES: | | | | | | | | | | | | | | | |
| 323 | H | Ill.-Chicago | 72 63 | 180 | H | Cleveland St. | 62 66 | 312 | H | Youngstown St. | 77 60 | 323 | A | Ill.-Chicago | 60 74 |
| 158 | A | Milwaukee | 64 80 | 312 | H | Youngstown St. | 77 60 | 139 | H | Wright St. | 52 65 | 285 | H | Northern Ky. | 55 70 |
| 162 | H | Detroit Mercy | 57 55 | 323 | A | Ill.-Chicago | 60 74 | 27 | A | Green Bay | 35 56 | | | | |
| 145 | H | Oakland | 60 98 | 139 | H | Wright St. | 52 65 | | | | | | | | |
| 285 | A | Northern Ky. | 41 32 | 285 | H | Northern Ky. | 55 70 | | | | | | | | |
| 139 | A | Wright St. | 48 63 | | | | | | | | | | | | |

Non-Div I Games: Ind.-Kokomo 102 47 Grace (IN) 71 49

Valparaiso

■ Loss,
 ■ Non-Conf, S Site,
 ■ Home
 ■ Away
 N Neutral

| | | | | | | | | | | |
|-------------------|----------|-----------|----------------|------------|-------------|---------------|------|------|-------|-----------|
| Average RPI Win: | 162 | WON-LOST | WINNING | LAST 10 | STRENGTH OF | OPP. STRENGTH | TEAM | ADJ. | CONF. | ADJ CONF. |
| Average RPI Loss: | 49 | RECORD | PCT. RANK | GAMES | SCHEDULE | OF SCHEDULE | RPI | RPI | RPI | RPI |
| DIV. I ONLY | 14- 14 | 172 | 4- 6 | 46 | 33 | 90 | 90 | 2 | 2 | |
| DIV. I NON-CONF. | 10- 3 | 54 | 0- 0 | 105 | 109 | 48 | 48 | 2 | 2 | |
| TOTALS | RPI 1-25 | RPI 26-50 | W-L RECORDS | RPI 51-100 | RPI 101-150 | RPI 150+ | | | | |
| 14- 14 | 1- 8 | 1- 2 | OVERALL | 2- 2 | 2- 0 | 8- 2 | | | | |
| 10- 5 | 1- 3 | 1- 1 | HOME | 2- 1 | 2- 0 | 4- 0 | | | | |
| 3- 9 | 0- 5 | 0- 1 | AWAY | 0- 1 | 0- 0 | 3- 2 | | | | |
| 1- 0 | 0- 0 | 0- 0 | NEUTRAL | 0- 0 | 0- 0 | 1- 0 | | | | |
| 10- 3 | 1- 1 | 0- 1 | NON-CONFERENCE | 2- 0 | 0- 0 | 7- 1 | | | | |
| 6- 1 | 1- 1 | 0- 0 | HOME | 2- 0 | 0- 0 | 3- 0 | | | | |
| 3- 2 | 0- 0 | 0- 1 | AWAY | 0- 0 | 0- 0 | 3- 1 | | | | |
| 1- 0 | 0- 0 | 0- 0 | NEUTRAL | 0- 0 | 0- 0 | 1- 0 | | | | |
| 4- 11 | 0- 7 | 1- 1 | CONFERENCE | 0- 2 | 2- 0 | 1- 1 | | | | |
| 4- 4 | 0- 2 | 1- 1 | HOME | 0- 1 | 2- 0 | 1- 0 | | | | |
| 0- 7 | 0- 5 | 0- 0 | AWAY | 0- 1 | 0- 0 | 0- 1 | | | | |
| 0- 0 | 0- 0 | 0- 0 | NEUTRAL | 0- 0 | 0- 0 | 0- 0 | | | | |

| RPI | S | Opponent | Score | RPI | S | Opponent | Score | RPI | S | Opponent | Score | RPI | S | Opponent | Score |
|---------------------------|---|-----------------|-------|-----|---|-----------|-------|-----|---|----------|-------|-----|---|----------------|-------|
| 3 | A | Mississippi St. | 41 86 | 33 | H | LSU | 70 68 | 55 | H | Tulane | 74 63 | 123 | H | Ole Miss | 85 67 |
| 4 | A | South Carolina | 51 82 | 42 | H | Auburn | 59 64 | 64 | H | Drexel | 73 63 | 130 | H | Alabama | 87 80 |
| 8 | H | Duke | 77 73 | 44 | A | Indiana | 61 94 | 80 | H | Florida | 73 93 | 153 | A | Arkansas | 56 59 |
| 12 | H | Louisville | 66 78 | | | | | 81 | A | Georgia | 68 70 | 153 | H | Arkansas | 66 64 |
| 14 | A | Kentucky | 63 71 | | | | | | | | | 155 | A | Memphis | 59 75 |
| 22 | H | Missouri | 68 74 | | | | | | | | | 195 | A | ETSU | 80 72 |
| 23 | A | Tennessee | 63 91 | | | | | | | | | 196 | H | Robert Morris | 75 59 |
| 23 | H | Tennessee | 57 70 | | | | | | | | | 202 | N | SIUE | 73 63 |
| 24 | A | Texas A&M | 72 77 | | | | | | | | | 234 | A | UT Martin | 79 77 |
| LAST 12 Division I GAMES: | | | | | | | | | | | | | | | |
| 153 | H | Arkansas | 66 64 | 80 | H | Florida | 73 93 | 130 | H | Alabama | 87 80 | 274 | H | Kennesaw St. | 86 54 |
| 123 | H | Ole Miss | 85 67 | 23 | A | Tennessee | 63 91 | 153 | A | Arkansas | 56 59 | 275 | H | Tennessee Tech | 89 57 |
| 4 | A | South Carolina | 51 82 | 22 | H | Missouri | 68 74 | 42 | H | Auburn | 59 64 | 320 | A | Air Force | 75 49 |
| 33 | H | LSU | 70 68 | | | | | | | | | | | | |
| 3 | A | Mississippi St. | 41 86 | | | | | | | | | | | | |
| 14 | A | Kentucky | 63 71 | | | | | | | | | | | | |

Non-Div I Games:

Vanderbilt

| Average RPI Win: | 260 | WON-LOST | WINNING | LAST 10 | STRENGTH OF | OPP. STRENGTH | TEAM | ADJ. | CONF. | ADJ CONF. |
|-------------------|----------|-----------|----------------|------------|-------------|---------------|------|------|-------|-----------|
| Average RPI Loss: | 160 | RECORD | PCT. RANK | GAMES | SCHEDULE | OF SCHEDULE | RPI | RPI | RPI | RPI |
| DIV. I ONLY | 8- 19 | 276 | 4- 6 | 163 | 278 | 284 | 284 | 22 | 22 | |
| DIV. I NON-CONF. | 3- 9 | 275 | 0- 0 | 156 | 332 | 298 | 298 | 22 | 22 | |
| TOTALS | RPI 1-25 | RPI 26-50 | W-L RECORDS | RPI 51-100 | RPI 101-150 | RPI 150+ | | | | |
| 8- 19 | 0- 1 | 0- 1 | OVERALL | 0- 2 | 1- 5 | 7- 10 | | | | |
| 7- 7 | 0- 0 | 0- 0 | HOME | 0- 1 | 1- 1 | 6- 5 | | | | |
| 1- 12 | 0- 1 | 0- 1 | AWAY | 0- 1 | 0- 4 | 1- 5 | | | | |
| 0- 0 | 0- 0 | 0- 0 | NEUTRAL | 0- 0 | 0- 0 | 0- 0 | | | | |
| 3- 9 | 0- 1 | 0- 1 | NON-CONFERENCE | 0- 0 | 0- 2 | 3- 5 | | | | |
| 3- 3 | 0- 0 | 0- 0 | HOME | 0- 0 | 0- 0 | 3- 3 | | | | |
| 0- 6 | 0- 1 | 0- 1 | AWAY | 0- 0 | 0- 2 | 0- 2 | | | | |
| 0- 0 | 0- 0 | 0- 0 | NEUTRAL | 0- 0 | 0- 0 | 0- 0 | | | | |
| 5- 10 | 0- 0 | 0- 0 | CONFERENCE | 0- 2 | 1- 3 | 4- 5 | | | | |
| 4- 4 | 0- 0 | 0- 0 | HOME | 0- 1 | 1- 1 | 3- 2 | | | | |
| 1- 6 | 0- 0 | 0- 0 | AWAY | 0- 1 | 0- 2 | 1- 3 | | | | |
| 0- 0 | 0- 0 | 0- 0 | NEUTRAL | 0- 0 | 0- 0 | 0- 0 | | | | |

| RPI 1-25 | | | | RPI 26-50 | | | | RPI 51-100 | | | | RPI 101+ | | | | Team's RPI: 284 | |
|---------------------------|---|---------------|-------|-----------|---|---------------|-------|------------|---|---------------|-------|----------|---|-------------------|-------|-----------------|--|
| RPI | S | Opponent | Score | RPI | S | Opponent | Score | RPI | S | Opponent | Score | RPI | S | Opponent | Score | | |
| 20 | A | Temple | 39 53 | 40 | A | Michigan | 56 78 | 76 | A | New Hampshire | 47 66 | 132 | A | Yale | 48 77 | | |
| | | | | | | | | 76 | H | New Hampshire | 49 57 | 133 | A | Albany (NY) | 53 64 | | |
| | | | | | | | | | | | | 133 | H | Albany (NY) | 52 67 | | |
| | | | | | | | | | | | | 137 | A | Maine | 43 59 | | |
| | | | | | | | | | | | | 137 | H | Maine | 55 52 | | |
| | | | | | | | | | | | | 145 | A | Oakland | 55 79 | | |
| | | | | | | | | | | | | 158 | H | Milwaukee | 44 68 | | |
| | | | | | | | | | | | | 177 | A | Hartford | 55 68 | | |
| | | | | | | | | | | | | 177 | H | Hartford | 76 70 | | |
| | | | | | | | | | | | | 179 | H | Brown | 50 62 | | |
| | | | | | | | | | | | | 206 | A | Binghamton | 61 76 | | |
| | | | | | | | | | | | | 206 | H | Binghamton | 55 64 | | |
| | | | | | | | | | | | | 207 | A | UMBC | 66 69 | | |
| | | | | | | | | | | | | 207 | H | UMBC | 52 64 | | |
| | | | | | | | | | | | | 223 | H | Dartmouth | 59 54 | | |
| | | | | | | | | | | | | 231 | A | Howard | 57 64 | | |
| | | | | | | | | | | | | 248 | H | Stony Brook | 53 43 | | |
| | | | | | | | | | | | | 267 | H | Bryant | 57 63 | | |
| | | | | | | | | | | | | 297 | H | Holy Cross | 63 52 | | |
| | | | | | | | | | | | | 313 | H | NJIT | 64 42 | | |
| | | | | | | | | | | | | 318 | A | Central Conn. St. | 76 78 | | |
| | | | | | | | | | | | | 343 | A | UMass Lowell | 61 46 | | |
| | | | | | | | | | | | | 343 | H | UMass Lowell | 60 36 | | |
| LAST 12 Division I GAMES: | | | | | | | | | | | | | | | | | |
| 133 | H | Albany (NY) | 52 67 | 137 | A | Maine | 43 59 | | | | | | | | | | |
| 343 | H | UMass Lowell | 60 36 | 248 | H | Stony Brook | 53 43 | | | | | | | | | | |
| 207 | H | UMBC | 52 64 | 133 | A | Albany (NY) | 53 64 | | | | | | | | | | |
| 76 | A | New Hampshire | 47 66 | 343 | A | UMass Lowell | 61 46 | | | | | | | | | | |
| 206 | A | Binghamton | 61 76 | 76 | H | New Hampshire | 49 57 | | | | | | | | | | |
| 177 | H | Hartford | 76 70 | 207 | A | UMBC | 66 69 | | | | | | | | | | |

Non-Div I Games:

Vermont

■ Loss,
■ Non-Conf, S Site,
■ Home
■ Away
N Neutral

Villanova

Through Games Of Feb. 25, 2017

| Average RPI Win: | 162 | WON-LOST | WINNING | LAST 10 | STRENGTH OF | OPP. STRENGTH | TEAM | ADJ. | CONF. | ADJ CONF. |
|-------------------|----------|-----------|----------------|------------|-------------|---------------|------|------|-------|-----------|
| Average RPI Loss: | 42 | RECORD | PCT. RANK | GAMES | SCHEDULE | OF SCHEDULE | RPI | RPI | RPI | RPI |
| DIV. I ONLY | 16- 12 | 131 | 7- 3 | 33 | 68 | 56 | 56 | 7 | 7 | |
| DIV. I NON-CONF. | 5- 6 | 186 | 1- 0 | 6 | 32 | 68 | 68 | 7 | 7 | |
| TOTALS | RPI 1-25 | RPI 26-50 | W-L RECORDS | RPI 51-100 | RPI 101-150 | RPI 150+ | | | | |
| 16- 12 | 0- 7 | 0- 2 | OVERALL | 5- 1 | 1- 2 | 10- 0 | | | | |
| 8- 5 | 0- 3 | 0- 2 | HOME | 2- 0 | 0- 0 | 6- 0 | | | | |
| 7- 4 | 0- 3 | 0- 0 | AWAY | 2- 1 | 1- 0 | 4- 0 | | | | |
| 1- 3 | 0- 1 | 0- 0 | NEUTRAL | 1- 0 | 0- 2 | 0- 0 | | | | |
| 5- 6 | 0- 3 | 0- 1 | NON-CONFERENCE | 2- 0 | 1- 2 | 2- 0 | | | | |
| 2- 2 | 0- 1 | 0- 1 | HOME | 0- 0 | 0- 0 | 2- 0 | | | | |
| 2- 1 | 0- 1 | 0- 0 | AWAY | 1- 0 | 1- 0 | 0- 0 | | | | |
| 1- 3 | 0- 1 | 0- 0 | NEUTRAL | 1- 0 | 0- 2 | 0- 0 | | | | |
| 11- 6 | 0- 4 | 0- 1 | CONFERENCE | 3- 1 | 0- 0 | 8- 0 | | | | |
| 6- 3 | 0- 2 | 0- 1 | HOME | 2- 0 | 0- 0 | 4- 0 | | | | |
| 5- 3 | 0- 2 | 0- 0 | AWAY | 1- 1 | 0- 0 | 4- 0 | | | | |
| 0- 0 | 0- 0 | 0- 0 | NEUTRAL | 0- 0 | 0- 0 | 0- 0 | | | | |

| RPI 1-25 | | | | RPI 26-50 | | | | RPI 51-100 | | | | Team's RPI: 56 | RPI 101+ | | | |
|---------------------------|---|-----------------|--------|-----------|---|-------------------|-------|------------|---|-----------------|-------|----------------|----------|---|----------------|-------|
| RPI | S | Opponent | Score | RPI | S | Opponent | Score | RPI | S | Opponent | Score | | RPI | S | Opponent | Score |
| 3 | N | Mississippi St. | 62 108 | 36 | H | Marquette | 71 77 | 66 | A | Georgetown | 49 54 | | 109 | A | Saint Joseph's | 62 54 |
| 8 | A | Duke | 50 68 | 48 | H | George Washington | 69 72 | 66 | H | Georgetown | 71 50 | | 115 | N | Troy | 85 93 |
| 17 | A | DePaul | 50 77 | | | | | 68 | A | St. John's (NY) | 67 56 | | 138 | N | VCU | 66 68 |
| 17 | H | DePaul | 50 80 | | | | | 68 | H | St. John's (NY) | 55 50 | | 167 | H | La Salle | 52 49 |
| 18 | A | Creighton | 46 60 | | | | | 74 | A | Penn | 60 48 | | 173 | A | Providence | 64 59 |
| 18 | H | Creighton | 44 47 | | | | | 83 | N | Purdue | 58 44 | | 173 | H | Providence | 61 43 |
| 20 | H | Temple | 48 83 | | | | | | | | | | 188 | A | Xavier | 72 47 |
| | | | | | | | | | | | | | 188 | H | Xavier | 76 71 |
| | | | | | | | | | | | | | 208 | A | Seton Hall | 87 52 |
| | | | | | | | | | | | | | 208 | H | Seton Hall | 69 52 |
| | | | | | | | | | | | | | 263 | A | Butler | 70 69 |
| | | | | | | | | | | | | | 263 | H | Butler | 61 58 |
| | | | | | | | | | | | | | 295 | H | Lehigh | 59 37 |
| LAST 12 Division I GAMES: | | | | | | | | | | | | | | | | |
| 17 | A | DePaul | 50 77 | 18 | H | Creighton | 44 47 | | | | | | | | | |
| 263 | H | Butler | 61 58 | 66 | A | Georgetown | 49 54 | | | | | | | | | |
| 188 | H | Xavier | 76 71 | 188 | A | Xavier | 72 47 | | | | | | | | | |
| 208 | A | Seton Hall | 87 52 | 263 | A | Butler | 70 69 | | | | | | | | | |
| 68 | A | St. John's (NY) | 67 56 | 74 | A | Penn | 60 48 | | | | | | | | | |
| 173 | H | Providence | 61 43 | 68 | H | St. John's (NY) | 55 50 | | | | | | | | | |

Non-Div I Games:

Villanova

Loss, Non-Conf, S Site, H Home A Away N Neutral

Virginia

Through Games Of Feb. 25, 2017

| Average RPI Win: | 151 | WON-LOST | WINNING | LAST 10 | STRENGTH OF | OPP. STRENGTH | TEAM | ADJ. | CONF. | ADJ CONF. |
|-------------------|----------|-----------|----------------|------------|-------------|---------------|------|------|-------|-----------|
| Average RPI Loss: | 47 | RECORD | PCT. RANK | GAMES | SCHEDULE | OF SCHEDULE | RPI | RPI | RPI | RPI |
| DIV. I ONLY | 18- 10 | 96 | 5- 5 | 66 | 20 | 47 | 47 | 3 | 3 | |
| DIV. I NON-CONF. | 11- 2 | 23 | 0- 0 | 257 | 66 | 77 | 77 | 4 | 4 | |
| TOTALS | RPI 1-25 | RPI 26-50 | W-L RECORDS | RPI 51-100 | RPI 101-150 | RPI 150+ | | | | |
| 18- 10 | 1- 5 | 1- 1 | OVERALL | 6- 2 | 1- 2 | 9- 0 | | | | |
| 12- 2 | 1- 2 | 1- 0 | HOME | 4- 0 | 0- 0 | 6- 0 | | | | |
| 5- 7 | 0- 3 | 0- 1 | AWAY | 2- 1 | 1- 2 | 2- 0 | | | | |
| 1- 1 | 0- 0 | 0- 0 | NEUTRAL | 0- 1 | 0- 0 | 1- 0 | | | | |
| 11- 2 | 0- 0 | 1- 0 | NON-CONFERENCE | 2- 2 | 0- 0 | 8- 0 | | | | |
| 7- 0 | 0- 0 | 1- 0 | HOME | 1- 0 | 0- 0 | 5- 0 | | | | |
| 3- 1 | 0- 0 | 0- 0 | AWAY | 1- 1 | 0- 0 | 2- 0 | | | | |
| 1- 1 | 0- 0 | 0- 0 | NEUTRAL | 0- 1 | 0- 0 | 1- 0 | | | | |
| 7- 8 | 1- 5 | 0- 1 | CONFERENCE | 4- 0 | 1- 2 | 1- 0 | | | | |
| 5- 2 | 1- 2 | 0- 0 | HOME | 3- 0 | 0- 0 | 1- 0 | | | | |
| 2- 6 | 0- 3 | 0- 1 | AWAY | 1- 0 | 1- 2 | 0- 0 | | | | |
| 0- 0 | 0- 0 | 0- 0 | NEUTRAL | 0- 0 | 0- 0 | 0- 0 | | | | |

| RPI | S | Opponent | Score | RPI | S | Opponent | Score | RPI | S | Opponent | Score | RPI | S | Opponent | Score |
|---------------------------|---|---------------|-------|-----|---|---------------|-------|-----|---|-----------------|-------|-----|---|----------------|--------|
| 2 | A | Notre Dame | 74 82 | 31 | A | Syracuse | 49 54 | 53 | H | Georgia Tech | 65 64 | 111 | A | North Carolina | 58 67 |
| 8 | H | Duke | 51 70 | 45 | H | Dayton | 66 56 | 68 | N | St. John's (NY) | 55 66 | 118 | A | Clemson | 69 37 |
| 10 | H | Florida St. | 60 51 | | | | | 71 | A | Northwestern | 60 69 | 141 | A | Pittsburgh | 54 62 |
| 12 | A | Louisville | 55 66 | | | | | 72 | H | Wake Forest | 60 57 | 163 | H | Boston College | 62 55 |
| 12 | H | Louisville | 81 86 | | | | | 75 | H | Middle Tenn. | 63 51 | 187 | N | Nebraska | 73 51 |
| 16 | A | Miami (FL) | 52 63 | | | | | 81 | A | Georgia | 66 43 | 207 | H | UMBC | 56 30 |
| | | | | | | | | 92 | A | Virginia Tech | 63 55 | 212 | H | Rutgers | 62 54 |
| | | | | | | | | 92 | H | Virginia Tech | 76 27 | 225 | A | Richmond | 63 56 |
| | | | | | | | | | | | | 243 | A | Bowling Green | 67 47 |
| | | | | | | | | | | | | 249 | H | UMES | 60 50 |
| | | | | | | | | | | | | 272 | H | Coppin St. | 103 40 |
| | | | | | | | | | | | | 323 | H | Ill.-Chicago | 76 39 |
| LAST 12 Division I GAMES: | | | | | | | | | | | | | | | |
| 12 | A | Louisville | 55 66 | 53 | H | Georgia Tech | 65 64 | 2 | A | Notre Dame | 74 82 | | | | |
| 92 | A | Virginia Tech | 63 55 | 92 | H | Virginia Tech | 76 27 | 141 | A | Pittsburgh | 54 62 | | | | |
| 10 | H | Florida St. | 60 51 | 118 | A | Clemson | 69 37 | 163 | H | Boston College | 62 55 | | | | |
| 72 | H | Wake Forest | 60 57 | | | | | | | | | | | | |
| 16 | A | Miami (FL) | 52 63 | | | | | | | | | | | | |
| 8 | H | Duke | 51 70 | | | | | | | | | | | | |

Non-Div I Games:

Virginia

■ Loss,
 ■ Non-Conf, S Site,
 ■ Home
 ■ Away
 N Neutral

| Average RPI Win: | 172 | WON-LOST | WINNING | LAST 10 | STRENGTH OF | OPP. STRENGTH | TEAM | ADJ. | CONF. | ADJ CONF. |
|-------------------|----------|-----------|----------------|------------|-------------|---------------|------|------|-------|-----------|
| Average RPI Loss: | 35 | RECORD | PCT. RANK | GAMES | SCHEDULE | OF SCHEDULE | RPI | RPI | RPI | RPI |
| DIV. I ONLY | 16- 12 | 131 | 0- 10 | 57 | 48 | 92 | 92 | 3 | 3 | |
| DIV. I NON-CONF. | 13- 0 | 1 | 0- 0 | 248 | 190 | 41 | 41 | 4 | 4 | |
| TOTALS | RPI 1-25 | RPI 26-50 | W-L RECORDS | RPI 51-100 | RPI 101-150 | RPI 150+ | | | | |
| 16- 12 | 1- 6 | 1- 4 | OVERALL | 2- 1 | 4- 1 | 8- 0 | | | | |
| 12- 6 | 1- 4 | 0- 2 | HOME | 2- 0 | 2- 0 | 7- 0 | | | | |
| 4- 6 | 0- 0 | 1- 0 | AWAY | 0- 0 | 2- 0 | 1- 0 | | | | |
| 0- 0 | 0- 0 | 0- 0 | NEUTRAL | 0- 0 | 0- 0 | 0- 0 | | | | |
| 13- 0 | 1- 0 | 1- 0 | NON-CONFERENCE | 1- 0 | 2- 0 | 8- 0 | | | | |
| 10- 0 | 1- 0 | 0- 0 | HOME | 1- 0 | 1- 0 | 7- 0 | | | | |
| 3- 0 | 0- 0 | 1- 0 | AWAY | 0- 0 | 1- 0 | 1- 0 | | | | |
| 0- 0 | 0- 0 | 0- 0 | NEUTRAL | 0- 0 | 0- 0 | 0- 0 | | | | |
| 3- 12 | 0- 6 | 0- 4 | CONFERENCE | 1- 1 | 2- 1 | 0- 0 | | | | |
| 2- 6 | 0- 4 | 0- 2 | HOME | 1- 0 | 1- 0 | 0- 0 | | | | |
| 1- 6 | 0- 2 | 0- 2 | AWAY | 0- 1 | 1- 1 | 0- 0 | | | | |
| 0- 0 | 0- 0 | 0- 0 | NEUTRAL | 0- 0 | 0- 0 | 0- 0 | | | | |

| RPI S | Opponent | Score | RPI S | Opponent | Score | RPI S | Opponent | Score | RPI S | Opponent | Score |
|---------------------------|----------------------|-------|-------|----------------------|-------|-------|----------------|-------|-------|----------------------|-------|
| 2 | H Notre Dame | 59 76 | 31 | H Syracuse | 72 82 | 53 | A Georgia Tech | 81 87 | 104 | A UCF | 67 64 |
| 8 | A Duke | 59 84 | 38 | A North Carolina St. | 71 85 | 66 | H Georgetown | 73 63 | 111 | H North Carolina | 76 68 |
| 10 | H Florida St. | 54 82 | 42 | A Auburn | 92 87 | 72 | H Wake Forest | 72 70 | 118 | A Clemson | 78 69 |
| 12 | H Louisville | 70 88 | 47 | A Virginia | 27 76 | | | | 131 | H Radford | 71 52 |
| 16 | A Miami (FL) | 75 82 | 47 | H Virginia | 55 63 | | | | 141 | A Pittsburgh | 64 72 |
| 16 | H Miami (FL) | 69 79 | | | | | | | 187 | H Nebraska | 76 67 |
| 23 | H Tennessee | 67 63 | | | | | | | 204 | A Col. of Charleston | 71 61 |
| | | | | | | | | | 229 | H Presbyterian | 67 36 |
| | | | | | | | | | 243 | H Bowling Green | 98 51 |
| | | | | | | | | | 254 | H UNC Asheville | 71 52 |
| | | | | | | | | | 304 | H Gardner-Webb | 76 42 |
| | | | | | | | | | 318 | H Central Conn. St. | 81 47 |
| | | | | | | | | | 348 | H Delaware St. | 88 48 |
| LAST 12 Division I GAMES: | | | | | | | | | | | |
| 16 | H Miami (FL) | 69 79 | 2 | H Notre Dame | 59 76 | | | | | | |
| 47 | H Virginia | 55 63 | 31 | H Syracuse | 72 82 | | | | | | |
| 141 | A Pittsburgh | 64 72 | 47 | A Virginia | 27 76 | | | | | | |
| 38 | A North Carolina St. | 71 85 | 10 | H Florida St. | 54 82 | | | | | | |
| 12 | H Louisville | 70 88 | 8 | A Duke | 59 84 | | | | | | |
| 53 | A Georgia Tech | 81 87 | 72 | H Wake Forest | 72 70 | | | | | | |

Non-Div I Games:

Virginia Tech

■ Loss,
 ■ Non-Conf,
 S Site,
 ■ Home
 ■ Away
 N Neutral

| | | | | | | | | | | |
|-------------------|----------|-----------|----------------|------------|-------------|---------------|------|------|-------|-----------|
| Average RPI Win: | 302 | WON-LOST | WINNING | LAST 10 | STRENGTH OF | OPP. STRENGTH | TEAM | ADJ. | CONF. | ADJ CONF. |
| Average RPI Loss: | 223 | RECORD | PCT. RANK | GAMES | SCHEDULE | OF SCHEDULE | RPI | RPI | RPI | RPI |
| DIV. I ONLY | 3- 24 | 338 | 3- 7 | 263 | 346 | 336 | 336 | 31 | 31 | |
| DIV. I NON-CONF. | 0- 10 | 335 | 0- 0 | 107 | 297 | 325 | 325 | 32 | 32 | |
| TOTALS | RPI 1-25 | RPI 26-50 | W-L RECORDS | RPI 51-100 | RPI 101-150 | RPI 150+ | | | | |
| 3- 24 | 0- 0 | 0- 0 | OVERALL | 0- 3 | 0- 4 | 3- 17 | | | | |
| 1- 12 | 0- 0 | 0- 0 | HOME | 0- 1 | 0- 2 | 1- 9 | | | | |
| 2- 12 | 0- 0 | 0- 0 | AWAY | 0- 2 | 0- 2 | 2- 8 | | | | |
| 0- 0 | 0- 0 | 0- 0 | NEUTRAL | 0- 0 | 0- 0 | 0- 0 | | | | |
| 0- 10 | 0- 0 | 0- 0 | NON-CONFERENCE | 0- 3 | 0- 4 | 0- 3 | | | | |
| 0- 5 | 0- 0 | 0- 0 | HOME | 0- 1 | 0- 2 | 0- 2 | | | | |
| 0- 5 | 0- 0 | 0- 0 | AWAY | 0- 2 | 0- 2 | 0- 1 | | | | |
| 0- 0 | 0- 0 | 0- 0 | NEUTRAL | 0- 0 | 0- 0 | 0- 0 | | | | |
| 3- 14 | 0- 0 | 0- 0 | CONFERENCE | 0- 0 | 0- 0 | 3- 14 | | | | |
| 1- 7 | 0- 0 | 0- 0 | HOME | 0- 0 | 0- 0 | 1- 7 | | | | |
| 2- 7 | 0- 0 | 0- 0 | AWAY | 0- 0 | 0- 0 | 2- 7 | | | | |
| 0- 0 | 0- 0 | 0- 0 | NEUTRAL | 0- 0 | 0- 0 | 0- 0 | | | | |

| RPI | S | Opponent | Score | RPI | S | Opponent | Score | RPI | S | Opponent | Score | RPI | S | Opponent | Score | Team's RPI: 336 |
|---------------------------|---|----------------------|-------|-----|-----|----------|----------------------|-----|-----|----------|-------|-----|---|----------|-------|-----------------|
| 68 | A | St. John's (NY) | 34 | 62 | 122 | A | Princeton | 44 | 107 | | | | | | | |
| 74 | H | Penn | 39 | 63 | 132 | H | Yale | 52 | 66 | | | | | | | |
| 76 | A | New Hampshire | 40 | 73 | 133 | H | Albany (NY) | 50 | 75 | | | | | | | |
| | | | | | 147 | A | Army West Point | 40 | 85 | | | | | | | |
| | | | | | 193 | A | Sacred Heart | 52 | 62 | | | | | | | |
| | | | | | 193 | H | Sacred Heart | 56 | 70 | | | | | | | |
| | | | | | 196 | A | Robert Morris | 41 | 74 | | | | | | | |
| | | | | | 196 | H | Robert Morris | 63 | 82 | | | | | | | |
| | | | | | 197 | H | Towson | 40 | 69 | | | | | | | |
| | | | | | 238 | A | Saint Francis (PA) | 87 | 71 | | | | | | | |
| | | | | | 238 | H | Saint Francis (PA) | 46 | 67 | | | | | | | |
| | | | | | 267 | A | Bryant | 61 | 70 | | | | | | | |
| | | | | | 267 | H | Bryant | 55 | 58 | | | | | | | |
| | | | | | 282 | A | Mt. St. Mary's | 47 | 66 | | | | | | | |
| | | | | | 282 | H | Mt. St. Mary's | 59 | 70 | | | | | | | |
| | | | | | 313 | A | NJIT | 45 | 68 | | | | | | | |
| | | | | | 318 | A | Central Conn. St. | 53 | 66 | | | | | | | |
| | | | | | 318 | H | Central Conn. St. | 71 | 83 | | | | | | | |
| | | | | | 326 | A | St. Francis Brooklyn | 50 | 63 | | | | | | | |
| | | | | | 326 | H | St. Francis Brooklyn | 58 | 45 | | | | | | | |
| | | | | | 332 | A | LIU Brooklyn | 64 | 69 | | | | | | | |
| | | | | | 341 | A | Fairleigh Dickinson | 74 | 66 | | | | | | | |
| | | | | | 341 | H | Fairleigh Dickinson | 53 | 59 | | | | | | | |
| | | | | | 348 | H | Delaware St. | 49 | 61 | | | | | | | |
| LAST 12 Division I GAMES: | | | | | | | | | | | | | | | | |
| 267 | H | Bryant | 55 | 58 | 341 | A | Fairleigh Dickinson | 74 | 66 | | | | | | | |
| 282 | H | Mt. St. Mary's | 59 | 70 | 326 | H | St. Francis Brooklyn | 58 | 45 | | | | | | | |
| 326 | A | St. Francis Brooklyn | 50 | 63 | 238 | H | Saint Francis (PA) | 46 | 67 | | | | | | | |
| 238 | A | Saint Francis (PA) | 87 | 71 | 332 | A | LIU Brooklyn | 64 | 69 | | | | | | | |
| 196 | A | Robert Morris | 41 | 74 | 193 | A | Sacred Heart | 52 | 62 | | | | | | | |
| 318 | H | Central Conn. St. | 71 | 83 | 267 | A | Bryant | 61 | 70 | | | | | | | |

Non-Div I Games: Staten Island 62 60

Wagner

Loss, Non-Conf, S Site, H Home A Away N Neutral

Wake Forest

Through Games Of Feb. 25, 2017

| | | | | | | | | | | |
|-------------------|----------|-----------|----------------|------------|-------------|---------------|------|------|-------|-----------|
| Average RPI Win: | 153 | WON-LOST | WINNING | LAST 10 | STRENGTH OF | OPP. STRENGTH | TEAM | ADJ. | CONF. | ADJ CONF. |
| Average RPI Loss: | 50 | RECORD | PCT. RANK | GAMES | SCHEDULE | OF SCHEDULE | RPI | RPI | RPI | RPI |
| DIV. I ONLY | 15- 13 | 154 | 4- 6 | 43 | 36 | 72 | 72 | 3 | 3 | |
| DIV. I NON-CONF. | 9- 4 | 85 | 0- 0 | 174 | 75 | 88 | 88 | 4 | 4 | |
| TOTALS | RPI 1-25 | RPI 26-50 | W-L RECORDS | RPI 51-100 | RPI 101-150 | RPI 150+ | | | | |
| 15- 13 | 0- 5 | 2- 5 | OVERALL | 1- 1 | 5- 1 | 7- 1 | | | | |
| 11- 4 | 0- 2 | 0- 1 | HOME | 1- 0 | 4- 1 | 6- 0 | | | | |
| 4- 9 | 0- 3 | 2- 4 | AWAY | 0- 1 | 1- 0 | 1- 1 | | | | |
| 0- 0 | 0- 0 | 0- 0 | NEUTRAL | 0- 0 | 0- 0 | 0- 0 | | | | |
| 9- 4 | 0- 0 | 1- 2 | NON-CONFERENCE | 0- 0 | 2- 1 | 6- 1 | | | | |
| 7- 1 | 0- 0 | 0- 0 | HOME | 0- 0 | 2- 1 | 5- 0 | | | | |
| 2- 3 | 0- 0 | 1- 2 | AWAY | 0- 0 | 0- 0 | 1- 1 | | | | |
| 0- 0 | 0- 0 | 0- 0 | NEUTRAL | 0- 0 | 0- 0 | 0- 0 | | | | |
| 6- 9 | 0- 5 | 1- 3 | CONFERENCE | 1- 1 | 3- 0 | 1- 0 | | | | |
| 4- 3 | 0- 2 | 0- 1 | HOME | 1- 0 | 2- 0 | 1- 0 | | | | |
| 2- 6 | 0- 3 | 1- 2 | AWAY | 0- 1 | 1- 0 | 0- 0 | | | | |
| 0- 0 | 0- 0 | 0- 0 | NEUTRAL | 0- 0 | 0- 0 | 0- 0 | | | | |

| RPI 1-25 | | | | RPI 26-50 | | | | RPI 51-100 | | | | RPI 101+ | | | |
|---------------------------|---|--------------------|--------|-----------|---|--------------------|-------|------------|---|---------------|-------|----------|---|----------------|-------|
| RPI | S | Opponent | Score | RPI | S | Opponent | Score | RPI | S | Opponent | Score | RPI | S | Opponent | Score |
| 2 | A | Notre Dame | 72 92 | 26 | A | Elon | 78 68 | 53 | H | Georgia Tech | 70 65 | 111 | A | North Carolina | 80 77 |
| 8 | A | Duke | 43 71 | 31 | A | Syracuse | 64 85 | 92 | A | Virginia Tech | 70 72 | 118 | H | Clemson | 68 56 |
| 8 | H | Duke | 53 79 | 32 | A | James Madison | 76 83 | | | | | 129 | H | Navy | 75 65 |
| 10 | A | Florida St. | 60 102 | 33 | A | LSU | 57 60 | | | | | 131 | H | Radford | 60 68 |
| 16 | H | Miami (FL) | 56 79 | 38 | A | North Carolina St. | 89 77 | | | | | 138 | H | VCU | 60 54 |
| | | | | 38 | H | North Carolina St. | 50 65 | | | | | 141 | H | Pittsburgh | 57 48 |
| | | | | 47 | A | Virginia | 57 60 | | | | | 163 | H | Boston College | 71 55 |
| | | | | | | | | | | | | 188 | H | Xavier | 58 45 |
| | | | | | | | | | | | | 208 | A | Seton Hall | 63 70 |
| | | | | | | | | | | | | 208 | A | Illinois | 79 70 |
| | | | | | | | | | | | | 212 | H | Rutgers | 55 43 |
| | | | | | | | | | | | | 237 | H | Samford | 51 40 |
| | | | | | | | | | | | | 246 | H | Furman | 59 52 |
| | | | | | | | | | | | | 286 | H | Eastern Mich. | 89 61 |
| LAST 12 Division I GAMES: | | | | | | | | | | | | | | | |
| 31 | A | Syracuse | 64 85 | 16 | H | Miami (FL) | 56 79 | | | | | | | | |
| 38 | A | North Carolina St. | 89 77 | 8 | A | Duke | 43 71 | | | | | | | | |
| 8 | H | Duke | 53 79 | 163 | H | Boston College | 71 55 | | | | | | | | |
| 47 | A | Virginia | 57 60 | 53 | H | Georgia Tech | 70 65 | | | | | | | | |
| 10 | A | Florida St. | 60 102 | 111 | A | North Carolina | 80 77 | | | | | | | | |
| 141 | H | Pittsburgh | 57 48 | 92 | A | Virginia Tech | 70 72 | | | | | | | | |

Non-Div I Games:

Wake Forest

■ Loss,
 ■ Non-Conf,
 ■ S Site,
 ■ H Home
 ■ A Away
 N Neutral

| | | | | | | | | | | |
|-------------------|----------|-----------|----------------|------------|-------------|---------------|------|------|-------|-----------|
| Average RPI Win: | 107 | WON-LOST | WINNING | LAST 10 | STRENGTH OF | OPP. STRENGTH | TEAM | ADJ. | CONF. | ADJ CONF. |
| Average RPI Loss: | 7 | RECORD | PCT. RANK | GAMES | SCHEDULE | OF SCHEDULE | RPI | RPI | RPI | RPI |
| DIV. I ONLY | 27- 4 | 7 | 7- 3 | 22 | 17 | 7 | 7 | 1 | 1 | |
| DIV. I NON-CONF. | 12- 1 | 7 | 0- 1 | 40 | 115 | 6 | 6 | 1 | 1 | |
| TOTALS | RPI 1-25 | RPI 26-50 | W-L RECORDS | RPI 51-100 | RPI 101-150 | RPI 150+ | | | | |
| 27- 4 | 2- 4 | 4- 0 | OVERALL | 9- 0 | 6- 0 | 6- 0 | | | | |
| 16- 1 | 2- 1 | 2- 0 | HOME | 5- 0 | 4- 0 | 3- 0 | | | | |
| 11- 3 | 0- 3 | 2- 0 | AWAY | 4- 0 | 2- 0 | 3- 0 | | | | |
| 0- 0 | 0- 0 | 0- 0 | NEUTRAL | 0- 0 | 0- 0 | 0- 0 | | | | |
| 12- 1 | 1- 1 | 1- 0 | NON-CONFERENCE | 2- 0 | 2- 0 | 6- 0 | | | | |
| 8- 0 | 1- 0 | 1- 0 | HOME | 1- 0 | 2- 0 | 3- 0 | | | | |
| 4- 1 | 0- 1 | 0- 0 | AWAY | 1- 0 | 0- 0 | 3- 0 | | | | |
| 0- 0 | 0- 0 | 0- 0 | NEUTRAL | 0- 0 | 0- 0 | 0- 0 | | | | |
| 15- 3 | 1- 3 | 3- 0 | CONFERENCE | 7- 0 | 4- 0 | 0- 0 | | | | |
| 8- 1 | 1- 1 | 1- 0 | HOME | 4- 0 | 2- 0 | 0- 0 | | | | |
| 7- 2 | 0- 2 | 2- 0 | AWAY | 3- 0 | 2- 0 | 0- 0 | | | | |
| 0- 0 | 0- 0 | 0- 0 | NEUTRAL | 0- 0 | 0- 0 | 0- 0 | | | | |

| RPI 1-25 | | | | Team's RPI: 7 | | RPI 26-50 | | | | RPI 51-100 | | | | RPI 101+ | | | | | |
|---------------------------|---|---------------------|-------|---------------|-----|-----------|----------------|-------|----|------------|---|---------------------|-------|----------|-----|---|----------------|-------|----|
| RPI | S | Opponent | Score | | RPI | S | Opponent | Score | | RPI | S | Opponent | Score | | RPI | S | Opponent | Score | |
| 2 | A | Notre Dame | 60 | 71 | 28 | A | Arizona St. | 65 | 54 | 58 | H | California | 90 | 67 | 102 | A | Washington St. | 87 | 44 |
| 5 | A | Oregon St. | 70 | 73 | 28 | H | Arizona St. | 70 | 57 | 67 | A | Southern California | 87 | 74 | 102 | H | Washington St. | 94 | 63 |
| 9 | H | Stanford | 68 | 72 | 37 | A | Oregon | 99 | 77 | 67 | H | Southern California | 77 | 67 | 120 | H | Eastern Wash. | 100 | 52 |
| 11 | A | UCLA | 79 | 90 | 49 | H | Colorado St. | 101 | 68 | 69 | H | Boise St. | 92 | 66 | 125 | A | Arizona | 90 | 73 |
| 11 | H | UCLA | 82 | 70 | | | | | | 70 | A | Utah | 82 | 53 | 125 | H | Arizona | 91 | 55 |
| 22 | H | Missouri | 79 | 66 | | | | | | 70 | H | Utah | 84 | 77 | 127 | H | Idaho | 105 | 53 |
| | | | | | | | | | | 86 | A | BYU | 82 | 70 | 166 | H | CSUN | 101 | 44 |
| | | | | | | | | | | 87 | A | Colorado | 79 | 75 | 174 | H | Fresno St. | 85 | 54 |
| | | | | | | | | | | 87 | H | Colorado | 79 | 46 | 216 | A | Seattle U | 94 | 64 |
| | | | | | | | | | | | | | | | 226 | A | Grand Canyon | 101 | 66 |
| | | | | | | | | | | | | | | | 271 | A | Portland | 83 | 53 |
| | | | | | | | | | | | | | | | 290 | H | Savannah St. | 87 | 36 |
| LAST 12 Division I GAMES: | | | | | | | | | | | | | | | | | | | |
| 2 | A | Notre Dame | 60 | 71 | 125 | H | Arizona | 91 | 55 | | | | | | | | | | |
| 70 | H | Utah | 84 | 77 | 87 | A | Colorado | 79 | 75 | | | | | | | | | | |
| 87 | H | Colorado | 79 | 46 | 70 | A | Utah | 82 | 53 | | | | | | | | | | |
| 67 | A | Southern California | 87 | 74 | 9 | H | Stanford | 68 | 72 | | | | | | | | | | |
| 11 | A | UCLA | 79 | 90 | 58 | H | California | 90 | 67 | | | | | | | | | | |
| 28 | H | Arizona St. | 70 | 57 | 102 | A | Washington St. | 87 | 44 | | | | | | | | | | |

Non-Div I Games:

Washington

■ Loss,
■ Non-Conf, S Site,
■ Home
■ Away
N Neutral

| | | | | | | | | | | |
|-------------------|----------|-----------|----------------|------------|-------------|---------------|------|------|-------|-----------|
| Average RPI Win: | 110 | WON-LOST | WINNING | LAST 10 | STRENGTH OF | OPP. STRENGTH | TEAM | ADJ. | CONF. | ADJ CONF. |
| Average RPI Loss: | 51 | RECORD | PCT. RANK | GAMES | SCHEDULE | OF SCHEDULE | RPI | RPI | RPI | RPI |
| DIV. I ONLY | 11- 18 | 244 | 3- 7 | 7 | 8 | 102 | 102 | 1 | 1 | |
| DIV. I NON-CONF. | 5- 6 | 186 | 0- 0 | 20 | 86 | 106 | 106 | 1 | 1 | |
| TOTALS | RPI 1-25 | RPI 26-50 | W-L RECORDS | RPI 51-100 | RPI 101-150 | RPI 150+ | | | | |
| 11- 18 | 1- 7 | 1- 2 | OVERALL | 4- 6 | 2- 3 | 3- 0 | | | | |
| 8- 7 | 1- 2 | 0- 1 | HOME | 3- 3 | 2- 1 | 2- 0 | | | | |
| 2- 10 | 0- 4 | 1- 1 | AWAY | 1- 3 | 0- 2 | 0- 0 | | | | |
| 1- 1 | 0- 1 | 0- 0 | NEUTRAL | 0- 0 | 0- 0 | 1- 0 | | | | |
| 5- 6 | 0- 2 | 0- 0 | NON-CONFERENCE | 0- 3 | 2- 1 | 3- 0 | | | | |
| 4- 2 | 0- 0 | 0- 0 | HOME | 0- 2 | 2- 0 | 2- 0 | | | | |
| 0- 3 | 0- 1 | 0- 0 | AWAY | 0- 1 | 0- 1 | 0- 0 | | | | |
| 1- 1 | 0- 1 | 0- 0 | NEUTRAL | 0- 0 | 0- 0 | 1- 0 | | | | |
| 6- 12 | 1- 5 | 1- 2 | CONFERENCE | 4- 3 | 0- 2 | 0- 0 | | | | |
| 4- 5 | 1- 2 | 0- 1 | HOME | 3- 1 | 0- 1 | 0- 0 | | | | |
| 2- 7 | 0- 3 | 1- 1 | AWAY | 1- 2 | 0- 1 | 0- 0 | | | | |
| 0- 0 | 0- 0 | 0- 0 | NEUTRAL | 0- 0 | 0- 0 | 0- 0 | | | | |

| RPI 1-25 | | | | RPI 26-50 | | | | RPI 51-100 | | | | RPI 101+ Team's RPI: 102 | | | |
|---------------------------|---|------------|-------|-----------|---|---------------------|-------|------------|---|---------------------|-------|--------------------------|---|------------------|-------|
| RPI | S | Opponent | Score | RPI | S | Opponent | Score | RPI | S | Opponent | Score | RPI | S | Opponent | Score |
| 5 | A | Oregon St. | 58 80 | 28 | A | Arizona St. | 49 68 | 58 | H | California | 84 79 | 103 | A | Saint Louis | 70 73 |
| 7 | A | Washington | 63 94 | 28 | H | Arizona St. | 58 61 | 65 | H | Oklahoma St. | 72 79 | 125 | A | Arizona | 55 56 |
| 7 | H | Washington | 44 87 | 37 | A | Oregon | 75 59 | 67 | A | Southern California | 64 80 | 125 | H | Arizona | 62 70 |
| 9 | H | Stanford | 54 76 | | | | | 67 | H | Southern California | 74 57 | 126 | H | St. Mary's (CA) | 85 69 |
| 11 | A | UCLA | 48 67 | | | | | 69 | H | Boise St. | 73 77 | 140 | H | San Francisco | 73 35 |
| 11 | H | UCLA | 82 73 | | | | | 70 | A | Utah | 61 55 | 187 | N | Nebraska | 79 65 |
| 14 | A | Kentucky | 67 69 | | | | | 70 | H | Utah | 57 74 | 205 | H | Loyola Marymount | 92 45 |
| 21 | N | Maryland | 69 79 | | | | | 77 | A | Gonzaga | 61 79 | 220 | H | San Diego | 83 73 |
| | | | | | | | | 87 | A | Colorado | 58 70 | | | | |
| | | | | | | | | 87 | H | Colorado | 67 56 | | | | |
| LAST 12 Division I GAMES: | | | | | | | | | | | | | | | |
| | | | | 87 | H | Colorado | 67 56 | 70 | A | Utah | 61 55 | | | | |
| | | | | 70 | H | Utah | 57 74 | 87 | A | Colorado | 58 70 | | | | |
| | | | | 11 | A | UCLA | 48 67 | 58 | H | California | 84 79 | | | | |
| | | | | 67 | A | Southern California | 64 80 | 9 | H | Stanford | 54 76 | | | | |
| | | | | 125 | H | Arizona | 62 70 | 7 | H | Washington | 44 87 | | | | |
| | | | | 28 | H | Arizona St. | 58 61 | 125 | A | Arizona | 55 56 | | | | |

Non-Div I Games:

Washington St.

■ Loss,
 ■ Non-Conf,
 ■ S Site,
 ■ H Home
 ■ A Away
 N Neutral

| | | | | | | | | | | |
|-------------------|----------|-----------|----------------|------------|-------------|---------------|------|------|-------|-----------|
| Average RPI Win: | 285 | WON-LOST | WINNING | LAST 10 | STRENGTH OF | OPP. STRENGTH | TEAM | ADJ. | CONF. | ADJ CONF. |
| Average RPI Loss: | 122 | RECORD | PCT. RANK | GAMES | SCHEDULE | OF SCHEDULE | RPI | RPI | RPI | RPI |
| DIV. I ONLY | 10- 15 | 233 | 4- 6 | 205 | 223 | 230 | 230 | 20 | 20 | |
| DIV. I NON-CONF. | 4- 5 | 198 | 0- 0 | 298 | 221 | 229 | 229 | 18 | 18 | |
| TOTALS | RPI 1-25 | RPI 26-50 | W-L RECORDS | RPI 51-100 | RPI 101-150 | RPI 150+ | | | | |
| 10- 15 | 0- 0 | 0- 0 | OVERALL | 0- 4 | 0- 8 | 10- 3 | | | | |
| 5- 7 | 0- 0 | 0- 0 | HOME | 0- 1 | 0- 4 | 5- 2 | | | | |
| 5- 7 | 0- 0 | 0- 0 | AWAY | 0- 2 | 0- 4 | 5- 1 | | | | |
| 0- 1 | 0- 0 | 0- 0 | NEUTRAL | 0- 1 | 0- 0 | 0- 0 | | | | |
| 4- 5 | 0- 0 | 0- 0 | NON-CONFERENCE | 0- 3 | 0- 0 | 4- 2 | | | | |
| 1- 2 | 0- 0 | 0- 0 | HOME | 0- 0 | 0- 0 | 1- 2 | | | | |
| 3- 2 | 0- 0 | 0- 0 | AWAY | 0- 2 | 0- 0 | 3- 0 | | | | |
| 0- 1 | 0- 0 | 0- 0 | NEUTRAL | 0- 1 | 0- 0 | 0- 0 | | | | |
| 6- 10 | 0- 0 | 0- 0 | CONFERENCE | 0- 1 | 0- 8 | 6- 1 | | | | |
| 4- 5 | 0- 0 | 0- 0 | HOME | 0- 1 | 0- 4 | 4- 0 | | | | |
| 2- 5 | 0- 0 | 0- 0 | AWAY | 0- 0 | 0- 4 | 2- 1 | | | | |
| 0- 0 | 0- 0 | 0- 0 | NEUTRAL | 0- 0 | 0- 0 | 0- 0 | | | | |

| RPI 1-25 | | | | RPI 26-50 | | | | RPI 51-100 | | | | RPI 101+ | | | | Team's RPI: 230 | |
|---------------------------|---|----------|-------|-----------|---|----------------|-------|------------|---|-------------|-------|----------|---|----------------|-------|-----------------|--|
| RPI | S | Opponent | Score | RPI | S | Opponent | Score | RPI | S | Opponent | Score | RPI | S | Opponent | Score | | |
| | | | | | | | | 70 | A | Utah | 52 71 | 117 | A | North Dakota | 67 83 | | |
| | | | | | | | | 86 | A | BYU | 64 73 | 117 | H | North Dakota | 65 70 | | |
| | | | | | | | | 88 | H | Montana St. | 68 83 | 120 | A | Eastern Wash. | 85 99 | | |
| | | | | | | | | 99 | N | Stetson | 68 70 | 120 | H | Eastern Wash. | 42 70 | | |
| | | | | | | | | | | | | 127 | A | Idaho | 77 95 | | |
| | | | | | | | | | | | | 127 | H | Idaho | 77 82 | | |
| | | | | | | | | | | | | 128 | A | Northern Colo. | 62 86 | | |
| | | | | | | | | | | | | 128 | H | Northern Colo. | 79 88 | | |
| | | | | | | | | | | | | 161 | A | Idaho St. | 52 57 | | |
| | | | | | | | | | | | | 161 | H | Idaho St. | 50 43 | | |
| | | | | | | | | | | | | 166 | H | CSUN | 78 89 | | |
| | | | | | | | | | | | | 174 | H | Fresno St. | 57 60 | | |
| | | | | | | | | | | | | 247 | H | Portland St. | 85 75 | | |
| | | | | | | | | | | | | 271 | H | Portland | 76 37 | | |
| | | | | | | | | | | | | 283 | H | Sacramento St. | 66 60 | | |
| | | | | | | | | | | | | 298 | A | Southern Utah | 73 68 | | |
| | | | | | | | | | | | | 302 | A | FIU | 64 61 | | |
| | | | | | | | | | | | | 308 | A | Northern Ariz. | 75 64 | | |
| | | | | | | | | | | | | 320 | A | Air Force | 76 61 | | |
| | | | | | | | | | | | | 328 | H | Montana | 74 58 | | |
| | | | | | | | | | | | | 329 | A | Utah Valley | 64 61 | | |
| LAST 12 Division I GAMES: | | | | | | | | | | | | | | | | | |
| | | | | 127 | H | Idaho | 77 82 | | | | | 308 | A | Northern Ariz. | 75 64 | | |
| | | | | 120 | H | Eastern Wash. | 42 70 | | | | | 298 | A | Southern Utah | 73 68 | | |
| | | | | 117 | A | North Dakota | 67 83 | | | | | 161 | A | Idaho St. | 52 57 | | |
| | | | | 128 | A | Northern Colo. | 62 86 | | | | | 128 | H | Northern Colo. | 79 88 | | |
| | | | | 247 | H | Portland St. | 85 75 | | | | | 117 | H | North Dakota | 65 70 | | |
| | | | | 283 | H | Sacramento St. | 66 60 | | | | | 120 | A | Eastern Wash. | 85 99 | | |

Non-Div I Games: Cal St. San B'dino 75 69 Westminster (UT) 81 68

Weber St.

■ Loss,
■ Non-Conf,
■ S Site,
■ H Home
■ A Away
N Neutral

| | | | | | | | | | | |
|-------------------|----------|-----------|----------------|------------|-------------|---------------|------|------|-------|-----------|
| Average RPI Win: | 178 | WON-LOST | WINNING | LAST 10 | STRENGTH OF | OPP. STRENGTH | TEAM | ADJ. | CONF. | ADJ CONF. |
| Average RPI Loss: | 35 | RECORD | PCT. RANK | GAMES | SCHEDULE | OF SCHEDULE | RPI | RPI | RPI | RPI |
| DIV. I ONLY | 19- 10 | 93 | 4- 6 | 67 | 55 | 59 | 59 | 4 | 4 | |
| DIV. I NON-CONF. | 12- 0 | 1 | 0- 0 | 268 | 319 | 54 | 54 | 3 | 3 | |
| TOTALS | RPI 1-25 | RPI 26-50 | W-L RECORDS | RPI 51-100 | RPI 101-150 | RPI 150+ | | | | |
| 19- 10 | 2- 6 | 1- 0 | OVERALL | 2- 4 | 3- 0 | 11- 0 | | | | |
| 14- 3 | 2- 2 | 0- 0 | HOME | 2- 1 | 2- 0 | 8- 0 | | | | |
| 2- 7 | 0- 4 | 0- 0 | AWAY | 0- 3 | 1- 0 | 1- 0 | | | | |
| 3- 0 | 0- 0 | 1- 0 | NEUTRAL | 0- 0 | 0- 0 | 2- 0 | | | | |
| 12- 0 | 0- 0 | 1- 0 | NON-CONFERENCE | 0- 0 | 1- 0 | 10- 0 | | | | |
| 9- 0 | 0- 0 | 0- 0 | HOME | 0- 0 | 1- 0 | 8- 0 | | | | |
| 0- 0 | 0- 0 | 0- 0 | AWAY | 0- 0 | 0- 0 | 0- 0 | | | | |
| 3- 0 | 0- 0 | 1- 0 | NEUTRAL | 0- 0 | 0- 0 | 2- 0 | | | | |
| 7- 10 | 2- 6 | 0- 0 | CONFERENCE | 2- 4 | 2- 0 | 1- 0 | | | | |
| 5- 3 | 2- 2 | 0- 0 | HOME | 2- 1 | 1- 0 | 0- 0 | | | | |
| 2- 7 | 0- 4 | 0- 0 | AWAY | 0- 3 | 1- 0 | 1- 0 | | | | |
| 0- 0 | 0- 0 | 0- 0 | NEUTRAL | 0- 0 | 0- 0 | 0- 0 | | | | |

| RPI 1-25 | | | | RPI 26-50 | | | | RPI 51-100 | | | | RPI 101+ | | | |
|---------------------------|---|--------------|-------|-----------|---|------------|-------|------------|---|--------------|-------|----------|---|----------------|--------|
| RPI | S | Opponent | Score | RPI | S | Opponent | Score | RPI | S | Opponent | Score | RPI | S | Opponent | Score |
| 6 | A | Baylor | 73 79 | 42 | N | Auburn | 56 52 | 54 | A | Iowa St. | 53 68 | 123 | H | Ole Miss | 66 61 |
| 6 | H | Baylor | 56 91 | | | | | 54 | H | Iowa St. | 55 80 | 144 | A | TCU | 83 61 |
| 13 | A | Texas | 54 69 | | | | | 65 | A | Oklahoma St. | 63 67 | 144 | H | TCU | 77 73 |
| 13 | H | Texas | 63 73 | | | | | 65 | H | Oklahoma St. | 79 53 | 165 | N | East Carolina | 79 47 |
| 15 | A | Oklahoma | 87 90 | | | | | 100 | A | Texas Tech | 66 75 | 169 | H | Morehead St. | 94 53 |
| 15 | H | Oklahoma | 83 73 | | | | | 100 | H | Texas Tech | 89 79 | 170 | A | Kansas | 62 51 |
| 19 | A | Kansas St. | 71 86 | | | | | | | | | 231 | H | Howard | 95 49 |
| 19 | H | Kansas St. | 66 59 | | | | | | | | | 236 | H | High Point | 82 59 |
| | | | | | | | | | | | | 266 | H | Charleston So. | 88 38 |
| | | | | | | | | | | | | 272 | H | Coppin St. | 69 39 |
| | | | | | | | | | | | | 281 | N | N.C. A&T | 80 64 |
| | | | | | | | | | | | | 282 | H | Mt. St. Mary's | 77 45 |
| | | | | | | | | | | | | 321 | H | USC Upstate | 91 33 |
| | | | | | | | | | | | | 344 | H | Longwood | 107 40 |
| LAST 12 Division I GAMES: | | | | | | | | | | | | | | | |
| 65 | A | Oklahoma St. | 63 67 | 54 | H | Iowa St. | 55 80 | | | | | | | | |
| 144 | H | TCU | 77 73 | 13 | A | Texas | 54 69 | | | | | | | | |
| 54 | A | Iowa St. | 53 68 | 100 | H | Texas Tech | 89 79 | | | | | | | | |
| 19 | H | Kansas St. | 66 59 | 6 | A | Baylor | 73 79 | | | | | | | | |
| 65 | H | Oklahoma St. | 79 53 | 170 | A | Kansas | 62 51 | | | | | | | | |
| 15 | A | Oklahoma | 87 90 | 13 | H | Texas | 63 73 | | | | | | | | |

Non-Div I Games:

West Virginia

■ Loss,
 ■ Non-Conf,
 ■ S Site,
 ■ Home
 ■ A Away
 N Neutral

| | | | | | | | | | |
|------------------------------|----------|-----------|----------------|-------------|---------------|----------|------|-------|-----------|
| Average RPI Win: 261 | WON-LOST | WINNING | LAST 10 | STRENGTH OF | OPP. STRENGTH | TEAM | ADJ. | CONF. | ADJ CONF. |
| Average RPI Loss: 167 | RECORD | PCT. RANK | GAMES | SCHEDULE | OF SCHEDULE | RPI | RPI | RPI | RPI |
| DIV. I ONLY | 7- 21 | 304 | 3- 7 | 141 | 269 | 280 | 280 | 17 | 17 |
| DIV. I NON-CONF. | 4- 10 | 259 | 0- 0 | 152 | 312 | 247 | 247 | 20 | 20 |
| TOTALS | RPI 1-25 | RPI 26-50 | W-L RECORDS | RPI 51-100 | RPI 101-150 | RPI 150+ | | | |
| 7- 21 | 0- 1 | 0- 0 | OVERALL | 0- 5 | 0- 4 | 7- 11 | | | |
| 5- 7 | 0- 0 | 0- 0 | HOME | 0- 2 | 0- 0 | 5- 5 | | | |
| 2- 12 | 0- 1 | 0- 0 | AWAY | 0- 3 | 0- 2 | 2- 6 | | | |
| 0- 2 | 0- 0 | 0- 0 | NEUTRAL | 0- 0 | 0- 2 | 0- 0 | | | |
| 4- 10 | 0- 1 | 0- 0 | NON-CONFERENCE | 0- 1 | 0- 4 | 4- 4 | | | |
| 2- 3 | 0- 0 | 0- 0 | HOME | 0- 0 | 0- 0 | 2- 3 | | | |
| 2- 5 | 0- 1 | 0- 0 | AWAY | 0- 1 | 0- 2 | 2- 1 | | | |
| 0- 2 | 0- 0 | 0- 0 | NEUTRAL | 0- 0 | 0- 2 | 0- 0 | | | |
| 3- 11 | 0- 0 | 0- 0 | CONFERENCE | 0- 4 | 0- 0 | 3- 7 | | | |
| 3- 4 | 0- 0 | 0- 0 | HOME | 0- 2 | 0- 0 | 3- 2 | | | |
| 0- 7 | 0- 0 | 0- 0 | AWAY | 0- 2 | 0- 0 | 0- 5 | | | |
| 0- 0 | 0- 0 | 0- 0 | NEUTRAL | 0- 0 | 0- 0 | 0- 0 | | | |

| RPI 1-25 | | | | RPI 26-50 | | | | RPI 51-100 | | | | RPI 101+ Team's RPI: 280 | | | |
|---------------------------|---|-------------|--------------|-----------|---|-------------|--------------|------------|---|-------------|--------------|--------------------------|---|----------------|--------------|
| RPI | S | Opponent | Score | RPI | S | Opponent | Score | RPI | S | Opponent | Score | RPI | S | Opponent | Score |
| 10 | A | Florida St. | 41 90 | | | | | 81 | A | Georgia | 43 78 | 118 | A | Clemson | 63 78 |
| | | | | | | | | 84 | A | Chattanooga | 46 67 | 131 | A | Radford | 39 67 |
| | | | | | | | | 84 | H | Chattanooga | 48 60 | 136 | N | Duquesne | 50 65 |
| | | | | | | | | 89 | A | Mercer | 53 84 | 140 | N | San Francisco | 52 73 |
| | | | | | | | | 89 | H | Mercer | 57 59 | 192 | H | Campbell | 48 50 |
| | | | | | | | | | | | | 195 | A | ETSU | 57 76 |
| | | | | | | | | | | | | 195 | H | ETSU | 55 72 |
| | | | | | | | | | | | | 215 | A | UNCG | 45 62 |
| | | | | | | | | | | | | 215 | H | UNCG | 77 73 |
| | | | | | | | | | | | | 234 | H | UT Martin | 72 84 |
| | | | | | | | | | | | | 236 | H | High Point | 73 64 |
| | | | | | | | | | | | | 237 | A | Samford | 50 51 |
| | | | | | | | | | | | | 237 | H | Samford | 42 49 |
| | | | | | | | | | | | | 244 | A | Wofford | 59 68 |
| | | | | | | | | | | | | 244 | H | Wofford | 69 66 |
| | | | | | | | | | | | | 246 | A | Furman | 44 73 |
| | | | | | | | | | | | | 246 | H | Furman | 75 72 |
| | | | | | | | | | | | | 254 | A | UNC Asheville | 53 62 |
| | | | | | | | | | | | | 266 | H | Charleston So. | 58 53 |
| | | | | | | | | | | | | 293 | A | Eastern Ky. | 72 61 |
| | | | | | | | | | | | | 304 | H | Gardner-Webb | 60 68 |
| | | | | | | | | | | | | 330 | A | Florida A&M | 62 61 |
| LAST 12 Division I GAMES: | | | | | | | | | | | | | | | |
| 215 | H | UNCG | 77 73 | 246 | H | Furman | 75 72 | | | | | | | | |
| 84 | H | Chattanooga | 48 60 | 215 | A | UNCG | 45 62 | | | | | | | | |
| 195 | H | ETSU | 55 72 | 195 | A | ETSU | 57 76 | | | | | | | | |
| 237 | A | Samford | 50 51 | 84 | A | Chattanooga | 46 67 | | | | | | | | |
| 89 | A | Mercer | 53 84 | 89 | H | Mercer | 57 59 | | | | | | | | |
| 244 | H | Wofford | 69 66 | 237 | H | Samford | 42 49 | | | | | | | | |

Non-Div I Games: North Greenville 95 48

Western Caro.

■ Loss,
 ■ Non-Conf,
 ■ S Site,
 ■ Home
 ■ A Away
 N Neutral

| | | | | | | | | | |
|-----------------------------|----------|-----------|----------------|-------------|---------------|----------|------|-------|-----------|
| Average RPI Win: 222 | WON-LOST | WINNING | LAST 10 | STRENGTH OF | OPP. STRENGTH | TEAM | ADJ. | CONF. | ADJ CONF. |
| Average RPI Loss: 62 | RECORD | PCT. RANK | GAMES | SCHEDULE | OF SCHEDULE | RPI | RPI | RPI | RPI |
| DIV. I ONLY | 21- 6 | 30 | 8- 2 | 234 | 143 | 73 | 73 | 11 | 11 |
| DIV. I NON-CONF. | 8- 3 | 67 | 0- 0 | 276 | 205 | 93 | 93 | 10 | 10 |
| TOTALS | RPI 1-25 | RPI 26-50 | W-L RECORDS | RPI 51-100 | RPI 101-150 | RPI 150+ | | | |
| 21- 6 | 0- 1 | 1- 2 | OVERALL | 3- 2 | 0- 0 | 17- 1 | | | |
| 11- 1 | 0- 0 | 1- 0 | HOME | 2- 1 | 0- 0 | 8- 0 | | | |
| 10- 5 | 0- 0 | 0- 0 | AWAY | 1- 0 | 0- 0 | 9- 0 | | | |
| 0- 0 | 0- 0 | 0- 0 | NEUTRAL | 0- 0 | 0- 0 | 0- 0 | | | |
| 8- 3 | 0- 1 | 0- 1 | NON-CONFERENCE | 1- 0 | 0- 0 | 7- 1 | | | |
| 4- 0 | 0- 0 | 0- 0 | HOME | 1- 0 | 0- 0 | 3- 0 | | | |
| 4- 3 | 0- 1 | 0- 1 | AWAY | 0- 0 | 0- 0 | 4- 1 | | | |
| 0- 0 | 0- 0 | 0- 0 | NEUTRAL | 0- 0 | 0- 0 | 0- 0 | | | |
| 13- 3 | 0- 0 | 1- 1 | CONFERENCE | 2- 2 | 0- 0 | 10- 0 | | | |
| 7- 1 | 0- 0 | 1- 0 | HOME | 1- 1 | 0- 0 | 5- 0 | | | |
| 6- 2 | 0- 0 | 0- 1 | AWAY | 1- 1 | 0- 0 | 5- 0 | | | |
| 0- 0 | 0- 0 | 0- 0 | NEUTRAL | 0- 0 | 0- 0 | 0- 0 | | | |

| RPI 1-25 | | | | RPI 26-50 | | | | RPI 51-100 Team's RPI: 73 | | | | RPI 101+ | | | |
|---------------------------|---|----------|--------------|-----------|---|------------------|--------------|---------------------------|---|------------------|--------------|----------|---|-------------------|--------------|
| RPI | S | Opponent | Score | RPI | S | Opponent | Score | RPI | S | Opponent | Score | RPI | S | Opponent | Score |
| 22 | A | Missouri | 68 71 | 34 | A | South Dakota St. | 58 73 | 62 | A | IUPUI | 52 66 | 154 | A | Oral Roberts | 76 62 |
| | | | | 34 | H | South Dakota St. | 83 77 | 62 | H | IUPUI | 72 76 | 154 | H | Oral Roberts | 76 72 |
| | | | | 36 | A | Marquette | 61 77 | 63 | A | South Dakota | 86 78 | 157 | A | Omaha | 78 74 |
| | | | | | | | | 63 | H | South Dakota | 81 75 | 157 | H | Omaha | 80 63 |
| | | | | | | | | 82 | H | Northern Ill. | 83 79 | 158 | A | Milwaukee | 68 76 |
| | | | | | | | | | | | | 202 | A | SIUE | 76 74 |
| | | | | | | | | | | | | 228 | H | Bradley | 91 77 |
| | | | | | | | | | | | | 273 | A | Southeast Mo. St. | 100 87 |
| | | | | | | | | | | | | 292 | H | Eastern Ill. | 83 62 |
| | | | | | | | | | | | | 294 | A | North Dakota St. | 87 60 |
| | | | | | | | | | | | | 294 | H | North Dakota St. | 110 81 |
| | | | | | | | | | | | | 309 | H | Illinois St. | 80 50 |
| | | | | | | | | | | | | 310 | A | Denver | 80 68 |
| | | | | | | | | | | | | 310 | H | Denver | 87 62 |
| | | | | | | | | | | | | 315 | A | UMKC | 78 65 |
| | | | | | | | | | | | | 317 | A | Fort Wayne | 75 53 |
| | | | | | | | | | | | | 317 | H | Fort Wayne | 77 51 |
| | | | | | | | | | | | | 340 | A | Chicago St. | 54 50 |
| LAST 12 Division I GAMES: | | | | | | | | | | | | | | | |
| | | | | 63 | H | South Dakota | 81 75 | 154 | A | Oral Roberts | 76 62 | | | | |
| | | | | 317 | H | Fort Wayne | 77 51 | 63 | A | South Dakota | 86 78 | | | | |
| | | | | 34 | H | South Dakota St. | 83 77 | 62 | H | IUPUI | 72 76 | | | | |
| | | | | 310 | A | Denver | 80 68 | 34 | A | South Dakota St. | 58 73 | | | | |
| | | | | 294 | A | North Dakota St. | 87 60 | 294 | H | North Dakota St. | 110 81 | | | | |
| | | | | 157 | H | Omaha | 80 63 | 157 | A | Omaha | 78 74 | | | | |

Non-Div I Games: Graceland (IA) 118 40 Monmouth (IL) 113 29

Western Ill.

■ Loss,
 ■ Non-Conf, S Site,
 ■ Home
 ■ Away
 N Neutral

| | | | | | | | | | | |
|-------------------|----------|-----------|----------------|------------|-------------|---------------|------|------|-------|-----------|
| Average RPI Win: | 193 | WON-LOST | WINNING | LAST 10 | STRENGTH OF | OPP. STRENGTH | TEAM | ADJ. | CONF. | ADJ CONF. |
| Average RPI Loss: | 80 | RECORD | PCT. RANK | GAMES | SCHEDULE | OF SCHEDULE | RPI | RPI | RPI | RPI |
| DIV. I ONLY | 22- 6 | 26 | 8- 0 | 111 | 123 | 46 | 46 | 15 | 15 | |
| DIV. I NON-CONF. | 8- 4 | 97 | 1- 0 | 117 | 122 | 89 | 89 | 16 | 16 | |
| TOTALS | RPI 1-25 | RPI 26-50 | W-L RECORDS | RPI 51-100 | RPI 101-150 | RPI 150+ | | | | |
| 22- 6 | 0- 2 | 1- 1 | OVERALL | 2- 1 | 7- 1 | 12- 1 | | | | |
| 14- 1 | 0- 0 | 1- 0 | HOME | 1- 1 | 5- 0 | 7- 0 | | | | |
| 7- 3 | 0- 1 | 0- 0 | AWAY | 1- 0 | 1- 1 | 5- 1 | | | | |
| 1- 2 | 0- 1 | 0- 1 | NEUTRAL | 0- 0 | 1- 0 | 0- 0 | | | | |
| 8- 4 | 0- 2 | 1- 1 | NON-CONFERENCE | 0- 1 | 2- 0 | 5- 0 | | | | |
| 5- 1 | 0- 0 | 1- 0 | HOME | 0- 1 | 1- 0 | 3- 0 | | | | |
| 2- 1 | 0- 1 | 0- 0 | AWAY | 0- 0 | 0- 0 | 2- 0 | | | | |
| 1- 2 | 0- 1 | 0- 1 | NEUTRAL | 0- 0 | 1- 0 | 0- 0 | | | | |
| 14- 2 | 0- 0 | 0- 0 | CONFERENCE | 2- 0 | 5- 1 | 7- 1 | | | | |
| 9- 0 | 0- 0 | 0- 0 | HOME | 1- 0 | 4- 0 | 4- 0 | | | | |
| 5- 2 | 0- 0 | 0- 0 | AWAY | 1- 0 | 1- 1 | 3- 1 | | | | |
| 0- 0 | 0- 0 | 0- 0 | NEUTRAL | 0- 0 | 0- 0 | 0- 0 | | | | |

| RPI 1-25 | | | | RPI 26-50 | | | | RPI 51-100 | | | | RPI 101+ | | | |
|---------------------------|---|--------------|-------|-----------|---|-------------------|-------|------------|---|--------------|-------|----------|---|--------------------|-------|
| RPI | S | Opponent | Score | RPI | S | Opponent | Score | RPI | S | Opponent | Score | RPI | S | Opponent | Score |
| 12 | A | Louisville | 61 68 | 44 | H | Indiana | 85 74 | 75 | A | Middle Tenn. | 82 75 | 108 | N | Kent St. | 79 73 |
| 17 | N | DePaul | 69 77 | 48 | N | George Washington | 49 68 | 75 | H | Middle Tenn. | 66 51 | 110 | H | Ball St. | 68 61 |
| | | | | | | | | 98 | H | UT Arlington | 68 71 | 116 | A | Charlotte | 85 89 |
| | | | | | | | | | | | | 116 | H | Charlotte | 75 74 |
| | | | | | | | | | | | | 119 | A | Old Dominion | 67 62 |
| | | | | | | | | | | | | 119 | H | Old Dominion | 79 73 |
| | | | | | | | | | | | | 124 | H | Southern Miss. | 79 53 |
| | | | | | | | | | | | | 148 | H | Louisiana Tech | 67 58 |
| | | | | | | | | | | | | 182 | A | UAB | 62 52 |
| | | | | | | | | | | | | 182 | H | UAB | 60 48 |
| | | | | | | | | | | | | 191 | A | UTSA | 77 80 |
| | | | | | | | | | | | | 204 | H | Col. of Charleston | 89 76 |
| | | | | | | | | | | | | 253 | A | Austin Peay | 85 65 |
| | | | | | | | | | | | | 261 | A | Marshall | 78 64 |
| | | | | | | | | | | | | 261 | H | Marshall | 73 57 |
| | | | | | | | | | | | | 293 | A | Eastern Ky. | 90 63 |
| | | | | | | | | | | | | 296 | H | Lipscomb | 87 35 |
| | | | | | | | | | | | | 299 | A | UTEP | 71 54 |
| | | | | | | | | | | | | 302 | H | FIU | 90 38 |
| | | | | | | | | | | | | 335 | H | Fla. Atlantic | 76 55 |
| | | | | | | | | | | | | 349 | H | Alabama A&M | 96 32 |
| LAST 12 Division I GAMES: | | | | | | | | | | | | | | | |
| 108 | N | Kent St. | 79 73 | 124 | H | Southern Miss. | 79 53 | | | | | | | | |
| 119 | H | Old Dominion | 79 73 | 148 | H | Louisiana Tech | 67 58 | | | | | | | | |
| 116 | H | Charlotte | 75 74 | 191 | A | UTSA | 77 80 | | | | | | | | |
| 182 | A | UAB | 62 52 | 299 | A | UTEP | 71 54 | | | | | | | | |
| 75 | A | Middle Tenn. | 82 75 | 261 | H | Marshall | 73 57 | | | | | | | | |
| 261 | A | Marshall | 78 64 | 75 | H | Middle Tenn. | 66 51 | | | | | | | | |

Non-Div I Games:

Western Ky.

■ Loss,
 ■ Non-Conf,
 ■ S Site,
 ■ Home
 ■ A Away
 N Neutral

| | | | | | | | | | | |
|-------------------|----------|-----------|----------------|------------|-------------|---------------|------|------|-------|-----------|
| Average RPI Win: | 270 | WON-LOST | WINNING | LAST 10 | STRENGTH OF | OPP. STRENGTH | TEAM | ADJ. | CONF. | ADJ CONF. |
| Average RPI Loss: | 77 | RECORD | PCT. RANK | GAMES | SCHEDULE | OF SCHEDULE | RPI | RPI | RPI | RPI |
| DIV. I ONLY | 16- 11 | 120 | 3- 7 | 306 | 110 | 178 | 178 | 10 | 10 | |
| DIV. I NON-CONF. | 9- 2 | 37 | 0- 0 | 349 | 151 | 182 | 182 | 11 | 11 | |
| TOTALS | RPI 1-25 | RPI 26-50 | W-L RECORDS | RPI 51-100 | RPI 101-150 | RPI 150+ | | | | |
| 16- 11 | 0- 0 | 0- 3 | OVERALL | 0- 5 | 0- 3 | 16- 0 | | | | |
| 7- 5 | 0- 0 | 0- 1 | HOME | 0- 2 | 0- 2 | 7- 0 | | | | |
| 8- 6 | 0- 0 | 0- 0 | AWAY | 0- 1 | 0- 0 | 8- 0 | | | | |
| 1- 0 | 0- 0 | 0- 0 | NEUTRAL | 0- 0 | 0- 0 | 1- 0 | | | | |
| 9- 2 | 0- 0 | 0- 2 | NON-CONFERENCE | 0- 0 | 0- 0 | 9- 0 | | | | |
| 4- 1 | 0- 0 | 0- 1 | HOME | 0- 0 | 0- 0 | 4- 0 | | | | |
| 4- 1 | 0- 0 | 0- 1 | AWAY | 0- 0 | 0- 0 | 4- 0 | | | | |
| 1- 0 | 0- 0 | 0- 0 | NEUTRAL | 0- 0 | 0- 0 | 1- 0 | | | | |
| 7- 9 | 0- 0 | 0- 1 | CONFERENCE | 0- 5 | 0- 3 | 7- 0 | | | | |
| 3- 4 | 0- 0 | 0- 0 | HOME | 0- 2 | 0- 2 | 3- 0 | | | | |
| 4- 5 | 0- 0 | 0- 1 | AWAY | 0- 3 | 0- 1 | 4- 0 | | | | |
| 0- 0 | 0- 0 | 0- 0 | NEUTRAL | 0- 0 | 0- 0 | 0- 0 | | | | |

| RPI S | Opponent | Score | RPI S | Opponent | Score | RPI S | Opponent | Score | RPI S | Opponent | Score | Team's RPI: 178 |
|---------------------------|-----------------|-------|-------|-----------------|-------|-------|--------------------|-------|-------|----------|-------|-----------------|
| 39 | H Michigan St. | 64 68 | 51 | A Ohio | 67 80 | 108 | H Kent St. | 67 71 | | | | |
| 40 | A Michigan | 40 66 | 82 | A Northern Ill. | 62 67 | 110 | A Ball St. | 56 61 | | | | |
| 41 | A Central Mich. | 83 94 | 85 | A Toledo | 67 75 | 110 | H Ball St. | 72 83 | | | | |
| | | | 85 | H Toledo | 66 72 | 162 | A Detroit Mercy | 75 65 | | | | |
| | | | 94 | H Buffalo | 47 62 | 228 | H Bradley | 83 64 | | | | |
| | | | | | | 232 | A Miami (OH) | 85 60 | | | | |
| | | | | | | 241 | A Akron | 73 57 | | | | |
| | | | | | | 241 | H Akron | 73 60 | | | | |
| | | | | | | 243 | A Bowling Green | 74 53 | | | | |
| | | | | | | 243 | H Bowling Green | 75 58 | | | | |
| | | | | | | 276 | H Davidson | 76 63 | | | | |
| | | | | | | 286 | A Eastern Mich. | 76 67 | | | | |
| | | | | | | 286 | H Eastern Mich. | 70 60 | | | | |
| | | | | | | 293 | N Eastern Ky. | 74 59 | | | | |
| | | | | | | 294 | A North Dakota St. | 68 63 | | | | |
| | | | | | | 315 | A UMKC | 66 54 | | | | |
| | | | | | | 317 | H Fort Wayne | 61 35 | | | | |
| | | | | | | 319 | H Loyola Chicago | 65 53 | | | | |
| | | | | | | 340 | A Chicago St. | 64 51 | | | | |
| LAST 12 Division I GAMES: | | | | | | | | | | | | |
| 85 | A Toledo | 67 75 | 82 | A Northern Ill. | 62 67 | | | | | | | |
| 110 | H Ball St. | 72 83 | 94 | H Buffalo | 47 62 | | | | | | | |
| 286 | H Eastern Mich. | 70 60 | 51 | A Ohio | 67 80 | | | | | | | |
| 243 | A Bowling Green | 74 53 | 241 | A Akron | 73 57 | | | | | | | |
| 41 | A Central Mich. | 83 94 | 108 | H Kent St. | 67 71 | | | | | | | |
| 85 | H Toledo | 66 72 | 286 | A Eastern Mich. | 76 67 | | | | | | | |

Non-Div I Games:

Western Mich.

| Average RPI Win: | 234 | WON-LOST | WINNING | LAST 10 | STRENGTH OF | OPP. STRENGTH | TEAM | ADJ. | CONF. | ADJ CONF. |
|-------------------|----------|-----------|----------------|------------|-------------|---------------|------|------|-------|-----------|
| Average RPI Loss: | 126 | RECORD | PCT. RANK | GAMES | SCHEDULE | OF SCHEDULE | RPI | RPI | RPI | RPI |
| DIV. I ONLY | 13- 13 | 172 | 7- 3 | 212 | 121 | 199 | 199 | 16 | 16 | |
| DIV. I NON-CONF. | 5- 6 | 186 | 0- 0 | 71 | 53 | 167 | 167 | 14 | 14 | |
| TOTALS | RPI 1-25 | RPI 26-50 | W-L RECORDS | RPI 51-100 | RPI 101-150 | RPI 150+ | | | | |
| 13- 13 | 1- 2 | 0- 2 | OVERALL | 0- 3 | 2- 0 | 10- 6 | | | | |
| 8- 6 | 1- 0 | 0- 2 | HOME | 0- 1 | 1- 0 | 6- 3 | | | | |
| 4- 5 | 0- 1 | 0- 0 | AWAY | 0- 1 | 0- 0 | 4- 3 | | | | |
| 1- 2 | 0- 1 | 0- 0 | NEUTRAL | 0- 1 | 1- 0 | 0- 0 | | | | |
| 5- 6 | 1- 2 | 0- 1 | NON-CONFERENCE | 0- 2 | 2- 0 | 2- 1 | | | | |
| 4- 2 | 1- 0 | 0- 1 | HOME | 0- 0 | 1- 0 | 2- 1 | | | | |
| 0- 2 | 0- 1 | 0- 0 | AWAY | 0- 1 | 0- 0 | 0- 0 | | | | |
| 1- 2 | 0- 1 | 0- 0 | NEUTRAL | 0- 1 | 1- 0 | 0- 0 | | | | |
| 8- 7 | 0- 0 | 0- 1 | CONFERENCE | 0- 1 | 0- 0 | 8- 5 | | | | |
| 4- 4 | 0- 0 | 0- 1 | HOME | 0- 1 | 0- 0 | 4- 2 | | | | |
| 4- 3 | 0- 0 | 0- 0 | AWAY | 0- 0 | 0- 0 | 4- 3 | | | | |
| 0- 0 | 0- 0 | 0- 0 | NEUTRAL | 0- 0 | 0- 0 | 0- 0 | | | | |

| RPI S | Opponent | Score | RPI S | Opponent | Score | RPI S | Opponent | Score | RPI S | Opponent | Score | Team's RPI: 199 |
|---------------------------|----------------|-------|-------|------------------|-------|-------|--------------|-------|-------|-------------------|-------|-----------------|
| 9 N | Stanford | 39 87 | 29 H | Drake | 78 83 | 57 H | UNI | 61 63 | 101 H | Abilene Christian | 81 62 | |
| 18 H | Creighton | 62 54 | 34 H | South Dakota St. | 58 78 | 83 N | Purdue | 49 86 | 146 N | Northeastern | 87 73 | |
| 22 A | Missouri | 57 64 | | | | 98 A | UT Arlington | 70 74 | 156 A | Missouri St. | 62 73 | |
| | | | | | | | | | 156 H | Missouri St. | 60 65 | |
| | | | | | | | | | 184 A | Southern Ill. | 54 77 | |
| | | | | | | | | | 184 H | Southern Ill. | 58 61 | |
| | | | | | | | | | 210 A | Indiana St. | 56 42 | |
| | | | | | | | | | 228 A | Bradley | 76 69 | |
| | | | | | | | | | 228 H | Bradley | 65 54 | |
| | | | | | | | | | 255 A | Evansville | 74 67 | |
| | | | | | | | | | 255 H | Evansville | 69 68 | |
| | | | | | | | | | 309 A | Illinois St. | 50 54 | |
| | | | | | | | | | 309 H | Illinois St. | 67 45 | |
| | | | | | | | | | 315 H | UMKC | 54 56 | |
| | | | | | | | | | 319 A | Loyola Chicago | 83 64 | |
| | | | | | | | | | 319 H | Loyola Chicago | 65 43 | |
| | | | | | | | | | 322 H | Arkansas St. | 69 51 | |
| | | | | | | | | | 331 H | Incarinate Word | 73 63 | |
| LAST 12 Division I GAMES: | | | | | | | | | | | | |
| 319 H | Loyola Chicago | 65 43 | 319 A | Loyola Chicago | 83 64 | | | | | | | |
| 228 A | Bradley | 76 69 | 210 A | Indiana St. | 56 42 | | | | | | | |
| 309 A | Illinois St. | 50 54 | 309 H | Illinois St. | 67 45 | | | | | | | |
| 184 H | Southern Ill. | 58 61 | 228 H | Bradley | 65 54 | | | | | | | |
| 255 H | Evansville | 69 68 | 255 A | Evansville | 74 67 | | | | | | | |
| 156 H | Missouri St. | 60 65 | 184 A | Southern Ill. | 54 77 | | | | | | | |

Non-Div I Games:

Wichita St.

William & Mary

Through Games Of Feb. 25, 2017

| | | | | | | | | | | |
|-------------------|----------|-----------|----------------|------------|-------------|---------------|------|------|-------|-----------|
| Average RPI Win: | 215 | WON-LOST | WINNING | LAST 10 | STRENGTH OF | OPP. STRENGTH | TEAM | ADJ. | CONF. | ADJ CONF. |
| Average RPI Loss: | 114 | RECORD | PCT. RANK | GAMES | SCHEDULE | OF SCHEDULE | RPI | RPI | RPI | RPI |
| DIV. I ONLY | 17- 10 | 104 | 4- 6 | 240 | 120 | 149 | 149 | 9 | 9 | |
| DIV. I NON-CONF. | 10- 1 | 15 | 0- 0 | 299 | 305 | 95 | 95 | 8 | 8 | |
| TOTALS | RPI 1-25 | RPI 26-50 | W-L RECORDS | RPI 51-100 | RPI 101-150 | RPI 150+ | | | | |
| 17- 10 | 0- 0 | 0- 3 | OVERALL | 0- 2 | 4- 1 | 13- 4 | | | | |
| 10- 5 | 0- 0 | 0- 2 | HOME | 0- 1 | 1- 1 | 9- 1 | | | | |
| 7- 5 | 0- 0 | 0- 1 | AWAY | 0- 1 | 3- 0 | 4- 3 | | | | |
| 0- 0 | 0- 0 | 0- 0 | NEUTRAL | 0- 0 | 0- 0 | 0- 0 | | | | |
| 10- 1 | 0- 0 | 0- 0 | NON-CONFERENCE | 0- 1 | 1- 0 | 9- 0 | | | | |
| 6- 1 | 0- 0 | 0- 0 | HOME | 0- 1 | 0- 0 | 6- 0 | | | | |
| 4- 0 | 0- 0 | 0- 0 | AWAY | 0- 0 | 1- 0 | 3- 0 | | | | |
| 0- 0 | 0- 0 | 0- 0 | NEUTRAL | 0- 0 | 0- 0 | 0- 0 | | | | |
| 7- 9 | 0- 0 | 0- 3 | CONFERENCE | 0- 1 | 3- 1 | 4- 4 | | | | |
| 4- 4 | 0- 0 | 0- 2 | HOME | 0- 0 | 1- 1 | 3- 1 | | | | |
| 3- 5 | 0- 0 | 0- 1 | AWAY | 0- 1 | 2- 0 | 1- 3 | | | | |
| 0- 0 | 0- 0 | 0- 0 | NEUTRAL | 0- 0 | 0- 0 | 0- 0 | | | | |

| RPI S | Opponent | Score | RPI S | Opponent | Score | RPI S | Opponent | Score | RPI S | Opponent | Score | Team's RPI: 149 |
|---------------------------|----------------------|-------|-------|-----------------|-------|-------|-------------------|-------|-------|----------------------|-------|-----------------|
| 26 | A Elon | 47 70 | 26 | H Elon | 58 60 | 64 | A Drexel | 48 65 | 119 | A Old Dominion | 69 58 | |
| 32 | H James Madison | 64 79 | | | | 68 | H St. John's (NY) | 57 73 | 134 | A Delaware | 60 49 | |
| | | | | | | | | | 134 | H Delaware | 54 68 | |
| | | | | | | | | | 146 | A Northeastern | 68 54 | |
| | | | | | | | | | 146 | H Northeastern | 60 58 | |
| | | | | | | | | | 165 | H East Carolina | 82 72 | |
| | | | | | | | | | 189 | A Hofstra | 61 64 | |
| | | | | | | | | | 189 | H Hofstra | 81 65 | |
| | | | | | | | | | 194 | A American | 48 34 | |
| | | | | | | | | | 197 | A Towson | 60 64 | |
| | | | | | | | | | 197 | H Towson | 68 55 | |
| | | | | | | | | | 204 | A Col. of Charleston | 60 70 | |
| | | | | | | | | | 204 | H Col. of Charleston | 69 71 | |
| | | | | | | | | | 223 | H Dartmouth | 63 50 | |
| | | | | | | | | | 225 | H Richmond | 67 39 | |
| | | | | | | | | | 227 | A UNCW | 57 43 | |
| | | | | | | | | | 227 | H UNCW | 58 52 | |
| | | | | | | | | | 238 | H Saint Francis (PA) | 73 60 | |
| | | | | | | | | | 277 | A Norfolk St. | 65 52 | |
| | | | | | | | | | 282 | H Mt. St. Mary's | 68 46 | |
| | | | | | | | | | 321 | A USC Upstate | 49 46 | |
| | | | | | | | | | 348 | H Delaware St. | 82 48 | |
| LAST 12 Division I GAMES: | | | | | | | | | | | | |
| 227 | H UNCW | 58 52 | 189 | A Hofstra | 61 64 | | | | | | | |
| 26 | A Elon | 47 70 | 146 | A Northeastern | 68 54 | | | | | | | |
| 204 | H Col. of Charleston | 69 71 | 32 | H James Madison | 64 79 | | | | | | | |
| 197 | H Towson | 68 55 | 134 | H Delaware | 54 68 | | | | | | | |
| 64 | A Drexel | 48 65 | 26 | H Elon | 58 60 | | | | | | | |
| 189 | H Hofstra | 81 65 | 197 | A Towson | 60 64 | | | | | | | |

Non-Div I Games:

William & Mary

Loss, Non-Conf, S Site, H Home A Away N Neutral

| | | | | | | | | | | |
|-------------------|----------|-----------|----------------|------------|-------------|---------------|------|------|-------|-----------|
| Average RPI Win: | 344 | WON-LOST | WINNING | LAST 10 | STRENGTH OF | OPP. STRENGTH | TEAM | ADJ. | CONF. | ADJ CONF. |
| Average RPI Loss: | 194 | RECORD | PCT. RANK | GAMES | SCHEDULE | OF SCHEDULE | RPI | RPI | RPI | RPI |
| DIV. I ONLY | 1- 26 | 347 | 1- 9 | 174 | 312 | 339 | 339 | 28 | 28 | |
| DIV. I NON-CONF. | 0- 11 | 335 | 0- 0 | 50 | 174 | 299 | 299 | 28 | 28 | |
| TOTALS | RPI 1-25 | RPI 26-50 | W-L RECORDS | RPI 51-100 | RPI 101-150 | RPI 150+ | | | | |
| 1- 26 | 0- 3 | 0- 1 | OVERALL | 0- 2 | 0- 2 | 1- 18 | | | | |
| 1- 12 | 0- 0 | 0- 0 | HOME | 0- 1 | 0- 1 | 1- 10 | | | | |
| 0- 11 | 0- 2 | 0- 0 | AWAY | 0- 0 | 0- 1 | 0- 8 | | | | |
| 0- 3 | 0- 1 | 0- 1 | NEUTRAL | 0- 1 | 0- 0 | 0- 0 | | | | |
| 0- 11 | 0- 3 | 0- 1 | NON-CONFERENCE | 0- 2 | 0- 0 | 0- 5 | | | | |
| 0- 5 | 0- 0 | 0- 0 | HOME | 0- 1 | 0- 0 | 0- 4 | | | | |
| 0- 3 | 0- 2 | 0- 0 | AWAY | 0- 0 | 0- 0 | 0- 1 | | | | |
| 0- 3 | 0- 1 | 0- 1 | NEUTRAL | 0- 1 | 0- 0 | 0- 0 | | | | |
| 1- 15 | 0- 0 | 0- 0 | CONFERENCE | 0- 0 | 0- 2 | 1- 13 | | | | |
| 1- 7 | 0- 0 | 0- 0 | HOME | 0- 0 | 0- 1 | 1- 6 | | | | |
| 0- 8 | 0- 0 | 0- 0 | AWAY | 0- 0 | 0- 1 | 0- 7 | | | | |
| 0- 0 | 0- 0 | 0- 0 | NEUTRAL | 0- 0 | 0- 0 | 0- 0 | | | | |

| RPI 1-25 | | | | RPI 26-50 | | | | RPI 51-100 | | | | RPI 101+ Team's RPI: 339 | | | |
|---------------------------|---|---------------|--------|-----------|---|--------------|-------|------------|---|----------|-------|--------------------------|---|--------------------|-------|
| RPI | S | Opponent | Score | RPI | S | Opponent | Score | RPI | S | Opponent | Score | RPI | S | Opponent | Score |
| 6 | A | Baylor | 32 140 | 40 | N | Michigan | 39 76 | 77 | N | Gonzaga | 41 71 | 131 | A | Radford | 49 74 |
| 10 | N | Florida St. | 35 98 | | | | | 89 | H | Mercer | 48 71 | 131 | H | Radford | 50 60 |
| 25 | A | Ohio St. | 48 88 | | | | | | | | | 192 | A | Campbell | 32 61 |
| | | | | | | | | | | | | 192 | H | Campbell | 35 70 |
| | | | | | | | | | | | | 195 | A | ETSU | 45 62 |
| | | | | | | | | | | | | 204 | H | Col. of Charleston | 64 95 |
| | | | | | | | | | | | | 229 | H | Presbyterian | 39 78 |
| | | | | | | | | | | | | 235 | A | Liberty | 51 80 |
| | | | | | | | | | | | | 235 | H | Liberty | 63 78 |
| | | | | | | | | | | | | 236 | A | High Point | 43 88 |
| | | | | | | | | | | | | 236 | H | High Point | 57 70 |
| | | | | | | | | | | | | 241 | H | Akron | 59 80 |
| | | | | | | | | | | | | 254 | A | UNC Asheville | 55 71 |
| | | | | | | | | | | | | 254 | H | UNC Asheville | 53 68 |
| | | | | | | | | | | | | 266 | A | Charleston So. | 52 71 |
| | | | | | | | | | | | | 275 | H | Tennessee Tech | 50 73 |
| | | | | | | | | | | | | 304 | A | Gardner-Webb | 57 63 |
| | | | | | | | | | | | | 304 | H | Gardner-Webb | 54 89 |
| | | | | | | | | | | | | 344 | A | Longwood | 78 83 |
| | | | | | | | | | | | | 344 | H | Longwood | 78 72 |
| | | | | | | | | | | | | 347 | H | South Carolina St. | 55 63 |
| LAST 12 Division I GAMES: | | | | | | | | | | | | | | | |
| 235 | H | Liberty | 63 78 | 131 | A | Radford | 49 74 | | | | | | | | |
| 254 | A | UNC Asheville | 55 71 | 304 | H | Gardner-Webb | 54 89 | | | | | | | | |
| 304 | A | Gardner-Webb | 57 63 | 235 | A | Liberty | 51 80 | | | | | | | | |
| 192 | H | Campbell | 35 70 | 344 | H | Longwood | 78 72 | | | | | | | | |
| 344 | A | Longwood | 78 83 | 229 | H | Presbyterian | 39 78 | | | | | | | | |
| 236 | H | High Point | 57 70 | 192 | A | Campbell | 32 61 | | | | | | | | |

Non-Div I Games: N.C. Wesleyan 89 40

Winthrop

Loss, Non-Conf, S Site, H Home A Away N Neutral

| | | | | | | | | | | |
|-------------------|----------|-----------|----------------|------------|-------------|---------------|------|------|-------|-----------|
| Average RPI Win: | 222 | WON-LOST | WINNING | LAST 10 | STRENGTH OF | OPP. STRENGTH | TEAM | ADJ. | CONF. | ADJ CONF. |
| Average RPI Loss: | 87 | RECORD | PCT. RANK | GAMES | SCHEDULE | OF SCHEDULE | RPI | RPI | RPI | RPI |
| DIV. I ONLY | 8- 20 | 281 | 3- 7 | 68 | 79 | 211 | 211 | 6 | 6 | |
| DIV. I NON-CONF. | 5- 8 | 218 | 0- 0 | 132 | 192 | 203 | 203 | 6 | 6 | |
| TOTALS | RPI 1-25 | RPI 26-50 | W-L RECORDS | RPI 51-100 | RPI 101-150 | RPI 150+ | | | | |
| 8- 20 | 0- 3 | 1- 6 | OVERALL | 0- 4 | 0- 3 | 7- 4 | | | | |
| 5- 10 | 0- 1 | 0- 5 | HOME | 0- 1 | 0- 1 | 5- 2 | | | | |
| 2- 9 | 0- 2 | 1- 1 | AWAY | 0- 3 | 0- 1 | 1- 2 | | | | |
| 1- 1 | 0- 0 | 0- 0 | NEUTRAL | 0- 0 | 0- 1 | 1- 0 | | | | |
| 5- 8 | 0- 0 | 1- 2 | NON-CONFERENCE | 0- 0 | 0- 3 | 4- 3 | | | | |
| 2- 5 | 0- 0 | 0- 2 | HOME | 0- 0 | 0- 1 | 2- 2 | | | | |
| 2- 2 | 0- 0 | 1- 0 | AWAY | 0- 0 | 0- 1 | 1- 1 | | | | |
| 1- 1 | 0- 0 | 0- 0 | NEUTRAL | 0- 0 | 0- 1 | 1- 0 | | | | |
| 3- 12 | 0- 3 | 0- 4 | CONFERENCE | 0- 4 | 0- 0 | 3- 1 | | | | |
| 3- 5 | 0- 1 | 0- 3 | HOME | 0- 1 | 0- 0 | 3- 0 | | | | |
| 0- 7 | 0- 2 | 0- 1 | AWAY | 0- 3 | 0- 0 | 0- 1 | | | | |
| 0- 0 | 0- 0 | 0- 0 | NEUTRAL | 0- 0 | 0- 0 | 0- 0 | | | | |

| RPI | S | Opponent | Score | RPI | S | Opponent | Score | RPI | S | Opponent | Score | RPI | S | Opponent | Score | Team's RPI: 211 |
|---------------------------|---|----------|-------|-----|---|--------------|-------|-----|---|--------------|-------|-----|---|--------------------|---------|-----------------|
| 21 | A | Maryland | 40 89 | 27 | A | Green Bay | 54 53 | 71 | A | Northwestern | 43 63 | 111 | H | North Carolina | 59 72 | |
| 25 | A | Ohio St. | 61 70 | 36 | H | Marquette | 75 81 | 78 | A | Minnesota | 60 88 | 116 | A | Charlotte | 48 63 | |
| 25 | H | Ohio St. | 68 96 | 39 | H | Michigan St. | 57 81 | 79 | A | Penn St. | 46 76 | 123 | N | Ole Miss | 44 69 | |
| | | | | 40 | A | Michigan | 66 75 | 83 | H | Purdue | 57 79 | 158 | A | Milwaukee | 63 80 | |
| | | | | 40 | H | Michigan | 56 73 | | | | | 161 | H | Idaho St. | 35 42 | |
| | | | | 44 | H | Indiana | 54 78 | | | | | 187 | H | Nebraska | 82 56 | |
| | | | | 45 | H | Dayton | 64 83 | | | | | 208 | H | Illinois | 59 55 | |
| | | | | | | | | | | | | 212 | A | Rutgers | 52 68 | |
| | | | | | | | | | | | | 212 | H | Rutgers | 53 41 | |
| | | | | | | | | | | | | 238 | H | Saint Francis (PA) | 100 103 | |
| | | | | | | | | | | | | 252 | N | Tennessee St. | 80 70 | |
| | | | | | | | | | | | | 263 | H | Butler | 60 55 | |
| | | | | | | | | | | | | 309 | A | Illinois St. | 64 46 | |
| | | | | | | | | | | | | 316 | H | Mississippi Val. | 103 61 | |
| LAST 12 Division I GAMES: | | | | | | | | | | | | | | | | |
| 208 | H | Illinois | 59 55 | 71 | A | Northwestern | 43 63 | | | | | | | | | |
| 212 | H | Rutgers | 53 41 | 44 | H | Indiana | 54 78 | | | | | | | | | |
| 21 | A | Maryland | 40 89 | 39 | H | Michigan St. | 57 81 | | | | | | | | | |
| 40 | A | Michigan | 66 75 | 25 | A | Ohio St. | 61 70 | | | | | | | | | |
| 187 | H | Nebraska | 82 56 | 79 | A | Penn St. | 46 76 | | | | | | | | | |
| 25 | H | Ohio St. | 68 96 | 83 | H | Purdue | 57 79 | | | | | | | | | |

Non-Div I Games:

Wisconsin

■ Loss,
 ■ Non-Conf,
 ■ S Site,
 ■ H Home
 ■ A Away
 N Neutral

| RPI 1-25 | | | | RPI 26-50 | | | | RPI 51-100 | | | | RPI 101+ | | | | Team's RPI: 244 | |
|---------------------------|---|----------|-------|-----------|---|--------------------|-------|------------|---|--------------|-------|----------|---|--------------------|-------|-----------------|--|
| RPI | S | Opponent | Score | RPI | S | Opponent | Score | RPI | S | Opponent | Score | RPI | S | Opponent | Score | | |
| | | | | 38 | A | North Carolina St. | 40 80 | 80 | N | Florida | 51 74 | 157 | A | Omaha | 64 89 | | |
| | | | | | | | | 84 | A | Chattanooga | 56 76 | 195 | A | ETSU | 54 52 | | |
| | | | | | | | | 84 | H | Chattanooga | 61 71 | 195 | H | ETSU | 69 77 | | |
| | | | | | | | | 89 | A | Mercer | 39 54 | 215 | A | UNCG | 61 67 | | |
| | | | | | | | | 89 | H | Mercer | 46 61 | 215 | H | UNCG | 54 48 | | |
| | | | | | | | | 95 | N | Jacksonville | 60 66 | 227 | A | UNCW | 71 67 | | |
| | | | | | | | | | | | | 237 | A | Samford | 54 57 | | |
| | | | | | | | | | | | | 237 | H | Samford | 48 55 | | |
| | | | | | | | | | | | | 246 | A | Furman | 60 65 | | |
| | | | | | | | | | | | | 246 | H | Furman | 49 69 | | |
| | | | | | | | | | | | | 254 | A | UNC Asheville | 65 84 | | |
| | | | | | | | | | | | | 260 | H | Coastal Caro. | 67 62 | | |
| | | | | | | | | | | | | 266 | A | Charleston So. | 59 45 | | |
| | | | | | | | | | | | | 274 | A | Kennesaw St. | 78 49 | | |
| | | | | | | | | | | | | 280 | A | Western Caro. | 66 69 | | |
| | | | | | | | | | | | | 280 | H | Western Caro. | 68 59 | | |
| | | | | | | | | | | | | 291 | A | North Florida | 79 60 | | |
| | | | | | | | | | | | | 304 | H | Gardner-Webb | 75 66 | | |
| | | | | | | | | | | | | 342 | A | N.C. Central | 64 54 | | |
| | | | | | | | | | | | | 347 | H | South Carolina St. | 66 65 | | |
| LAST 12 Division I GAMES: | | | | | | | | | | | | | | | | | |
| | | | | 84 | A | Chattanooga | 56 76 | 215 | A | UNCG | 61 67 | | | | | | |
| | | | | 195 | A | ETSU | 54 52 | 195 | H | ETSU | 69 77 | | | | | | |
| | | | | 237 | H | Samford | 48 55 | 84 | H | Chattanooga | 61 71 | | | | | | |
| | | | | 89 | H | Mercer | 46 61 | 89 | A | Mercer | 39 54 | | | | | | |
| | | | | 246 | A | Furman | 60 65 | 237 | A | Samford | 54 57 | | | | | | |
| | | | | 280 | A | Western Caro. | 66 69 | 246 | H | Furman | 49 69 | | | | | | |

116 74

Page 347

| | | | | | | | | | | |
|-------------------|----------|-----------|----------------|------------|-------------|---------------|------|------|-------|-----------|
| Average RPI Win: | 258 | WON-LOST | WINNING | LAST 10 | STRENGTH OF | OPP. STRENGTH | TEAM | ADJ. | CONF. | ADJ CONF. |
| Average RPI Loss: | 102 | RECORD | PCT. RANK | GAMES | SCHEDULE | OF SCHEDULE | RPI | RPI | RPI | RPI |
| DIV. I ONLY | 20- 7 | 51 | 8- 2 | 322 | 173 | 139 | 139 | 19 | 19 | |
| DIV. I NON-CONF. | 6- 4 | 127 | 0- 0 | 346 | 112 | 252 | 252 | 21 | 21 | |
| TOTALS | RPI 1-25 | RPI 26-50 | W-L RECORDS | RPI 51-100 | RPI 101-150 | RPI 150+ | | | | |
| 20- 7 | 0- 0 | 0- 2 | OVERALL | 0- 1 | 2- 2 | 18- 2 | | | | |
| 10- 2 | 0- 0 | 0- 1 | HOME | 0- 0 | 1- 1 | 9- 0 | | | | |
| 10- 3 | 0- 0 | 0- 1 | AWAY | 0- 0 | 1- 0 | 9- 2 | | | | |
| 0- 2 | 0- 0 | 0- 0 | NEUTRAL | 0- 1 | 0- 1 | 0- 0 | | | | |
| 6- 4 | 0- 0 | 0- 0 | NON-CONFERENCE | 0- 1 | 0- 2 | 6- 1 | | | | |
| 3- 1 | 0- 0 | 0- 0 | HOME | 0- 0 | 0- 1 | 3- 0 | | | | |
| 3- 1 | 0- 0 | 0- 0 | AWAY | 0- 0 | 0- 0 | 3- 1 | | | | |
| 0- 2 | 0- 0 | 0- 0 | NEUTRAL | 0- 1 | 0- 1 | 0- 0 | | | | |
| 14- 3 | 0- 0 | 0- 2 | CONFERENCE | 0- 0 | 2- 0 | 12- 1 | | | | |
| 7- 1 | 0- 0 | 0- 1 | HOME | 0- 0 | 1- 0 | 6- 0 | | | | |
| 7- 2 | 0- 0 | 0- 1 | AWAY | 0- 0 | 1- 0 | 6- 1 | | | | |
| 0- 0 | 0- 0 | 0- 0 | NEUTRAL | 0- 0 | 0- 0 | 0- 0 | | | | |

| RPI S | Opponent | Score | RPI S | Opponent | Score | RPI S | Opponent | Score | RPI S | Opponent | Score | Team's RPI: 139 |
|---------------------------|------------------|-------|-------|-----------------|-------|-------|--------------|-------|-------|------------------|-------|-----------------|
| 27 | A Green Bay | 41 62 | 27 | H Green Bay | 51 58 | 66 | N Georgetown | 60 67 | 108 | H Kent St. | 69 79 | |
| | | | | | | | | | 118 | N Clemson | 51 75 | |
| | | | | | | | | | 145 | A Oakland | 73 61 | |
| | | | | | | | | | 145 | H Oakland | 84 66 | |
| | | | | | | | | | 158 | A Milwaukee | 69 51 | |
| | | | | | | | | | 162 | A Detroit Mercy | 80 85 | |
| | | | | | | | | | 162 | H Detroit Mercy | 77 69 | |
| | | | | | | | | | 180 | A Cleveland St. | 65 60 | |
| | | | | | | | | | 180 | H Cleveland St. | 84 63 | |
| | | | | | | | | | 208 | A Illinois | 72 76 | |
| | | | | | | | | | 232 | H Miami (OH) | 65 57 | |
| | | | | | | | | | 275 | A Tennessee Tech | 65 54 | |
| | | | | | | | | | 285 | A Northern Ky. | 70 63 | |
| | | | | | | | | | 285 | H Northern Ky. | 67 47 | |
| | | | | | | | | | 292 | A Eastern Ill. | 71 61 | |
| | | | | | | | | | 293 | H Eastern Ky. | 85 73 | |
| | | | | | | | | | 301 | A Valparaiso | 65 52 | |
| | | | | | | | | | 301 | H Valparaiso | 63 48 | |
| | | | | | | | | | 312 | A Youngstown St. | 68 64 | |
| | | | | | | | | | 312 | H Youngstown St. | 71 58 | |
| | | | | | | | | | 317 | H Fort Wayne | 62 51 | |
| | | | | | | | | | 323 | A Ill.-Chicago | 73 54 | |
| | | | | | | | | | 323 | H Ill.-Chicago | 62 51 | |
| | | | | | | | | | 340 | A Chicago St. | 71 65 | |
| LAST 12 Division I GAMES: | | | | | | | | | | | | |
| 27 | H Green Bay | 51 58 | 285 | H Northern Ky. | 67 47 | | | | | | | |
| 162 | A Detroit Mercy | 80 85 | 145 | H Oakland | 84 66 | | | | | | | |
| 312 | A Youngstown St. | 68 64 | 162 | H Detroit Mercy | 77 69 | | | | | | | |
| 180 | A Cleveland St. | 65 60 | 301 | A Valparaiso | 65 52 | | | | | | | |
| 323 | H Ill.-Chicago | 62 51 | 323 | A Ill.-Chicago | 73 54 | | | | | | | |
| 301 | H Valparaiso | 63 48 | 145 | A Oakland | 73 61 | | | | | | | |

Non-Div I Games: Grace (IN) 87 56 Cincinnati Christiana85 61

Wright St.

Loss, Non-Conf, S Site, H Home A Away N Neutral

| | | | | | | | | | | |
|-------------------|----------|-----------|----------------|------------|-------------|---------------|------|------|-------|-----------|
| Average RPI Win: | 222 | WON-LOST | WINNING | LAST 10 | STRENGTH OF | OPP. STRENGTH | TEAM | ADJ. | CONF. | ADJ CONF. |
| Average RPI Loss: | 81 | RECORD | PCT. RANK | GAMES | SCHEDULE | OF SCHEDULE | RPI | RPI | RPI | RPI |
| DIV. I ONLY | 17- 8 | 78 | 5- 5 | 180 | 144 | 105 | 105 | 13 | 13 | |
| DIV. I NON-CONF. | 6- 3 | 97 | 0- 0 | 284 | 141 | 153 | 153 | 15 | 15 | |
| TOTALS | RPI 1-25 | RPI 26-50 | W-L RECORDS | RPI 51-100 | RPI 101-150 | RPI 150+ | | | | |
| 17- 8 | 0- 0 | 0- 3 | OVERALL | 3- 3 | 2- 1 | 12- 1 | | | | |
| 11- 2 | 0- 0 | 0- 0 | HOME | 2- 1 | 1- 1 | 8- 0 | | | | |
| 6- 6 | 0- 0 | 0- 3 | AWAY | 1- 2 | 1- 0 | 4- 1 | | | | |
| 0- 0 | 0- 0 | 0- 0 | NEUTRAL | 0- 0 | 0- 0 | 0- 0 | | | | |
| 6- 3 | 0- 0 | 0- 2 | NON-CONFERENCE | 2- 0 | 0- 1 | 4- 0 | | | | |
| 4- 1 | 0- 0 | 0- 0 | HOME | 1- 0 | 0- 1 | 3- 0 | | | | |
| 2- 2 | 0- 0 | 0- 2 | AWAY | 1- 0 | 0- 0 | 1- 0 | | | | |
| 0- 0 | 0- 0 | 0- 0 | NEUTRAL | 0- 0 | 0- 0 | 0- 0 | | | | |
| 11- 5 | 0- 0 | 0- 1 | CONFERENCE | 1- 3 | 2- 0 | 8- 1 | | | | |
| 7- 1 | 0- 0 | 0- 0 | HOME | 1- 1 | 1- 0 | 5- 0 | | | | |
| 4- 4 | 0- 0 | 0- 1 | AWAY | 0- 2 | 1- 0 | 3- 1 | | | | |
| 0- 0 | 0- 0 | 0- 0 | NEUTRAL | 0- 0 | 0- 0 | 0- 0 | | | | |

| RPI S | Opponent | Score | RPI S | Opponent | Score | RPI S | Opponent | Score | RPI S | Opponent | Score | Team's RPI: 105 |
|---------------------------|----------------|-------|-------|-----------------|-------|-------|---------------------|-------|-------|----------|-------|-----------------|
| 29 | A Drake | 50 63 | 63 | H South Dakota | 69 62 | 127 | H Idaho | 71 74 | | | | |
| 39 | A Michigan St. | 51 63 | 69 | A Boise St. | 54 64 | 142 | A New Mexico | 60 58 | | | | |
| 49 | A Colorado St. | 54 61 | 69 | H Boise St. | 43 53 | 142 | H New Mexico | 68 52 | | | | |
| | | | 87 | A Colorado | 82 75 | 174 | A Fresno St. | 47 52 | | | | |
| | | | 91 | A UNLV | 46 51 | 174 | H Fresno St. | 70 48 | | | | |
| | | | 91 | H UNLV | 79 57 | 198 | H San Jose St. | 89 60 | | | | |
| | | | | | | 200 | A Utah St. | 71 48 | | | | |
| | | | | | | 200 | H Utah St. | 59 40 | | | | |
| | | | | | | 268 | H San Diego St. | 80 67 | | | | |
| | | | | | | 287 | A Nevada | 72 59 | | | | |
| | | | | | | 298 | H Southern Utah | 68 48 | | | | |
| | | | | | | 310 | H Denver | 59 49 | | | | |
| | | | | | | 320 | A Air Force | 66 54 | | | | |
| | | | | | | 320 | H Air Force | 73 41 | | | | |
| | | | | | | 328 | A Montana | 67 42 | | | | |
| | | | | | | 346 | H Cal St. Fullerton | 61 26 | | | | |
| LAST 12 Division I GAMES: | | | | | | | | | | | | |
| 142 | A New Mexico | 60 58 | 268 | H San Diego St. | 80 67 | | | | | | | |
| 69 | H Boise St. | 43 53 | 69 | A Boise St. | 54 64 | | | | | | | |
| 49 | A Colorado St. | 54 61 | 91 | A UNLV | 46 51 | | | | | | | |
| 200 | H Utah St. | 59 40 | 142 | H New Mexico | 68 52 | | | | | | | |
| 174 | A Fresno St. | 47 52 | 198 | H San Jose St. | 89 60 | | | | | | | |
| 320 | H Air Force | 73 41 | 287 | A Nevada | 72 59 | | | | | | | |

Non-Div I Games: Adams St. 79 40 Chadron St. 74 50

Wyoming

Loss, Non-Conf, S Site, H Home A Away N Neutral

| | | | | | | | | | | |
|-------------------|----------|-----------|----------------|------------|-------------|---------------|------|------|-------|-----------|
| Average RPI Win: | 230 | WON-LOST | WINNING | LAST 10 | STRENGTH OF | OPP. STRENGTH | TEAM | ADJ. | CONF. | ADJ CONF. |
| Average RPI Loss: | 71 | RECORD | PCT. RANK | GAMES | SCHEDULE | OF SCHEDULE | RPI | RPI | RPI | RPI |
| DIV. I ONLY | 11- 17 | 237 | 1- 9 | 100 | 82 | 188 | 188 | 7 | 7 | |
| DIV. I NON-CONF. | 8- 3 | 67 | 0- 0 | 216 | 251 | 115 | 115 | 7 | 7 | |
| TOTALS | RPI 1-25 | RPI 26-50 | W-L RECORDS | RPI 51-100 | RPI 101-150 | RPI 150+ | | | | |
| 11- 17 | 0- 5 | 1- 2 | OVERALL | 0- 7 | 1- 1 | 9- 2 | | | | |
| 7- 7 | 0- 2 | 1- 1 | HOME | 0- 3 | 0- 0 | 6- 1 | | | | |
| 3- 8 | 0- 2 | 0- 1 | AWAY | 0- 4 | 1- 0 | 2- 1 | | | | |
| 1- 2 | 0- 1 | 0- 0 | NEUTRAL | 0- 0 | 0- 1 | 1- 0 | | | | |
| 8- 3 | 0- 1 | 1- 0 | NON-CONFERENCE | 0- 1 | 1- 1 | 6- 0 | | | | |
| 6- 0 | 0- 0 | 1- 0 | HOME | 0- 0 | 0- 0 | 5- 0 | | | | |
| 1- 1 | 0- 0 | 0- 0 | AWAY | 0- 1 | 1- 0 | 0- 0 | | | | |
| 1- 2 | 0- 1 | 0- 0 | NEUTRAL | 0- 0 | 0- 1 | 1- 0 | | | | |
| 3- 14 | 0- 4 | 0- 2 | CONFERENCE | 0- 6 | 0- 0 | 3- 2 | | | | |
| 1- 7 | 0- 2 | 0- 1 | HOME | 0- 3 | 0- 0 | 1- 1 | | | | |
| 2- 7 | 0- 2 | 0- 1 | AWAY | 0- 3 | 0- 0 | 2- 1 | | | | |
| 0- 0 | 0- 0 | 0- 0 | NEUTRAL | 0- 0 | 0- 0 | 0- 0 | | | | |

| RPI 1-25 | | | | RPI 26-50 | | | | RPI 51-100 | | | | RPI 101+ Team's RPI: 188 | | | |
|---------------------------|---|------------|-------|-----------|---|-----------------|-------|------------|---|-----------------|-------|--------------------------|---|-------------------|-------|
| RPI | S | Opponent | Score | RPI | S | Opponent | Score | RPI | S | Opponent | Score | RPI | S | Opponent | Score |
| 15 | N | Oklahoma | 69 81 | 36 | A | Marquette | 61 85 | 56 | A | Villanova | 71 76 | 124 | N | Southern Miss. | 59 73 |
| 17 | A | DePaul | 69 85 | 36 | H | Marquette | 71 86 | 56 | H | Villanova | 47 72 | 143 | A | Cincinnati | 72 61 |
| 17 | H | DePaul | 43 70 | 40 | H | Michigan | 61 58 | 66 | A | Georgetown | 63 81 | 173 | A | Providence | 54 51 |
| 18 | A | Creighton | 52 63 | | | | | 66 | H | Georgetown | 64 69 | 208 | A | Seton Hall | 62 71 |
| 18 | H | Creighton | 57 67 | | | | | 68 | A | St. John's (NY) | 55 64 | 208 | H | Seton Hall | 72 64 |
| | | | | | | | | 68 | H | St. John's (NY) | 48 65 | 252 | H | Tennessee St. | 63 54 |
| | | | | | | | | 72 | A | Wake Forest | 45 58 | 262 | H | Ark.-Pine Bluff | 62 41 |
| | | | | | | | | | | | | 263 | A | Butler | 53 43 |
| | | | | | | | | | | | | 263 | H | Butler | 62 65 |
| | | | | | | | | | | | | 273 | H | Southeast Mo. St. | 54 48 |
| | | | | | | | | | | | | 274 | N | Kennesaw St. | 75 52 |
| | | | | | | | | | | | | 291 | H | North Florida | 83 46 |
| | | | | | | | | | | | | 348 | H | Delaware St. | 86 53 |
| LAST 12 Division I GAMES: | | | | | | | | | | | | | | | |
| 18 | H | Creighton | 57 67 | 68 | A | St. John's (NY) | 55 64 | | | | | | | | |
| 66 | A | Georgetown | 63 81 | 208 | A | Seton Hall | 62 71 | | | | | | | | |
| 56 | A | Villanova | 71 76 | 56 | H | Villanova | 47 72 | | | | | | | | |
| 36 | H | Marquette | 71 86 | 66 | H | Georgetown | 64 69 | | | | | | | | |
| 17 | H | DePaul | 43 70 | 17 | A | DePaul | 69 85 | | | | | | | | |
| 263 | A | Butler | 53 43 | 36 | A | Marquette | 61 85 | | | | | | | | |

Non-Div I Games:

Xavier

■ Loss,
■ Non-Conf,
■ S Site,
■ H Home
■ A Away
N Neutral

| | | | | | | | | | | |
|-------------------|----------|-----------|----------------|------------|-------------|---------------|------|------|-------|-----------|
| Average RPI Win: | 210 | WON-LOST | WINNING | LAST 10 | STRENGTH OF | OPP. STRENGTH | TEAM | ADJ. | CONF. | ADJ CONF. |
| Average RPI Loss: | 127 | RECORD | PCT. RANK | GAMES | SCHEDULE | OF SCHEDULE | RPI | RPI | RPI | RPI |
| DIV. I ONLY | 14- 11 | 140 | 5- 5 | 145 | 147 | 132 | 132 | 8 | 8 | |
| DIV. I NON-CONF. | 9- 4 | 85 | 0- 0 | 283 | 256 | 123 | 123 | 9 | 9 | |
| TOTALS | RPI 1-25 | RPI 26-50 | W-L RECORDS | RPI 51-100 | RPI 101-150 | RPI 150+ | | | | |
| 14- 11 | 0- 1 | 1- 1 | OVERALL | 2- 1 | 1- 4 | 10- 4 | | | | |
| 7- 4 | 0- 0 | 1- 0 | HOME | 1- 0 | 1- 2 | 4- 2 | | | | |
| 7- 7 | 0- 1 | 0- 1 | AWAY | 1- 1 | 0- 2 | 6- 2 | | | | |
| 0- 0 | 0- 0 | 0- 0 | NEUTRAL | 0- 0 | 0- 0 | 0- 0 | | | | |
| 9- 4 | 0- 1 | 0- 0 | NON-CONFERENCE | 1- 0 | 1- 1 | 7- 2 | | | | |
| 3- 1 | 0- 0 | 0- 0 | HOME | 0- 0 | 1- 0 | 2- 1 | | | | |
| 6- 3 | 0- 1 | 0- 0 | AWAY | 1- 0 | 0- 1 | 5- 1 | | | | |
| 0- 0 | 0- 0 | 0- 0 | NEUTRAL | 0- 0 | 0- 0 | 0- 0 | | | | |
| 5- 7 | 0- 0 | 1- 1 | CONFERENCE | 1- 1 | 0- 3 | 3- 2 | | | | |
| 4- 3 | 0- 0 | 1- 0 | HOME | 1- 0 | 0- 2 | 2- 1 | | | | |
| 1- 4 | 0- 0 | 0- 1 | AWAY | 0- 1 | 0- 1 | 1- 1 | | | | |
| 0- 0 | 0- 0 | 0- 0 | NEUTRAL | 0- 0 | 0- 0 | 0- 0 | | | | |

| RPI 1-25 | | | RPI 26-50 | | | RPI 51-100 | | | RPI 101+ | | | Team's RPI: 132 |
|---------------------------|---|-----------|-----------|-----|---|------------|-------|-----|----------|---------------|-------|------------------------------|
| RPI | S | Opponent | Score | RPI | S | Opponent | Score | RPI | S | Opponent | Score | |
| 9 | A | Stanford | 44 102 | 30 | A | Harvard | 56 76 | 74 | A | Penn | 55 66 | 112 H Cornell 63 76 |
| | | | | 30 | H | Harvard | 57 52 | 74 | H | Penn | 61 48 | 122 A Princeton 62 74 |
| | | | | | | | | 76 | A | New Hampshire | 64 58 | 122 H Princeton 47 69 |
| | | | | | | | | | | | | 133 H Albany (NY) 64 53 |
| | | | | | | | | | | | | 147 A Army West Point 55 59 |
| | | | | | | | | | | | | 163 H Boston College 64 71 |
| | | | | | | | | | | | | 172 H Columbia 68 72 |
| | | | | | | | | | | | | 179 A Brown 73 76 |
| | | | | | | | | | | | | 179 H Brown 73 51 |
| | | | | | | | | | | | | 206 H Binghamton 57 48 |
| | | | | | | | | | | | | 223 A Dartmouth 57 50 |
| | | | | | | | | | | | | 223 H Dartmouth 58 44 |
| | | | | | | | | | | | | 233 A UC Santa Barbara 64 60 |
| | | | | | | | | | | | | 269 A Manhattan 57 63 |
| | | | | | | | | | | | | 284 H Vermont 77 48 |
| | | | | | | | | | | | | 297 A Holy Cross 71 70 |
| | | | | | | | | | | | | 309 A Illinois St. 59 45 |
| | | | | | | | | | | | | 332 A LIU Brooklyn 75 44 |
| | | | | | | | | | | | | 336 A Wagner 66 52 |
| LAST 12 Division I GAMES: | | | | | | | | | | | | |
| 223 | H | Dartmouth | 58 44 | 112 | H | Cornell | 63 76 | | | | | |
| 30 | H | Harvard | 57 52 | 172 | H | Columbia | 68 72 | | | | | |
| 74 | H | Penn | 61 48 | 179 | H | Brown | 73 51 | | | | | |
| 122 | H | Princeton | 47 69 | 179 | A | Brown | 73 76 | | | | | |
| 30 | A | Harvard | 56 76 | 122 | A | Princeton | 62 74 | | | | | |
| 223 | A | Dartmouth | 57 50 | 74 | A | Penn | 55 66 | | | | | |

Non-Div I Games:

Yale

■ Loss,
 ■ Non-Conf, S Site,
 ■ Home
 ■ Away
 N Neutral

| | | | | | | | | | | |
|-----------------------|----------|----------|-----------|---------|----------------|---------------|------------|------|-------------|-----------|
| Average RPI Win: 276 | | WON-LOST | WINNING | LAST 10 | STRENGTH OF | OPP. STRENGTH | TEAM | ADJ. | CONF. | ADJ CONF. |
| Average RPI Loss: 170 | | RECORD | PCT. RANK | GAMES | SCHEDULE | OF SCHEDULE | RPI | RPI | RPI | RPI |
| DIV. I ONLY | | 7- 20 | 299 | 2- 8 | 238 | 248 | 312 | 312 | 19 | 19 |
| DIV. I NON-CONF. | | 2- 7 | 284 | 0- 0 | 302 | 254 | 329 | 329 | 21 | 21 |
| TOTALS | RPI 1-25 | | RPI 26-50 | | W-L RECORDS | | RPI 51-100 | | RPI 101-150 | RPI 150+ |
| 7- 20 | 0- 0 | | 0- 2 | | OVERALL | | 0- 0 | | 0- 7 | 7- 11 |
| 5- 8 | 0- 0 | | 0- 1 | | HOME | | 0- 0 | | 0- 3 | 5- 4 |
| 1- 12 | 0- 0 | | 0- 1 | | AWAY | | 0- 0 | | 0- 4 | 1- 7 |
| 1- 0 | 0- 0 | | 0- 0 | | NEUTRAL | | 0- 0 | | 0- 0 | 1- 0 |
| 2- 7 | 0- 0 | | 0- 0 | | NON-CONFERENCE | | 0- 0 | | 0- 3 | 2- 4 |
| 1- 3 | 0- 0 | | 0- 0 | | HOME | | 0- 0 | | 0- 1 | 1- 2 |
| 0- 4 | 0- 0 | | 0- 0 | | AWAY | | 0- 0 | | 0- 2 | 0- 2 |
| 1- 0 | 0- 0 | | 0- 0 | | NEUTRAL | | 0- 0 | | 0- 0 | 1- 0 |
| 5- 13 | 0- 0 | | 0- 2 | | CONFERENCE | | 0- 0 | | 0- 4 | 5- 7 |
| 4- 5 | 0- 0 | | 0- 1 | | HOME | | 0- 0 | | 0- 2 | 4- 2 |
| 1- 8 | 0- 0 | | 0- 1 | | AWAY | | 0- 0 | | 0- 2 | 1- 5 |
| 0- 0 | 0- 0 | | 0- 0 | | NEUTRAL | | 0- 0 | | 0- 0 | 0- 0 |

[illegible]

Youngstown St.