

Average RPI Win:	251	WON-LOST	WINNING	LAST 10	STRENGTH OF	OPP. STRENGTH	TEAM	ADJ.	CONF.	ADJ CONF.
Average RPI Loss:	137	RECORD	PCT. RANK	GAMES	SCHEDULE	OF SCHEDULE	RPI	RPI	RPI	RPI
DIV. I ONLY	16- 7	60	9-1	202	283	95	95	23	23	
DIV. I NON-CONF.	3- 4	201	0	176	254	153	153	24	24	
TOTALS	RPI 1-25	RPI 26-50	W-L RECORDS	RPI 51-100	RPI 101-150	RPI 150+				
16- 7	0- 2	0- 0	OVERALL	0- 2	2- 0	14- 3				
7- 1	0- 0	0- 0	HOME	0- 1	1- 0	6- 0				
8- 6	0- 2	0- 0	AWAY	0- 1	1- 0	7- 3				
1- 0	0- 0	0- 0	NEUTRAL	0- 0	0- 0	1- 0				
3- 4	0- 2	0- 0	NON-CONFERENCE	0- 0	0- 0	3- 2				
1- 0	0- 0	0- 0	HOME	0- 0	0- 0	1- 0				
1- 4	0- 2	0- 0	AWAY	0- 0	0- 0	1- 2				
1- 0	0- 0	0- 0	NEUTRAL	0- 0	0- 0	1- 0				
13- 3	0- 0	0- 0	CONFERENCE	0- 2	2- 0	11- 1				
6- 1	0- 0	0- 0	HOME	0- 1	1- 0	5- 0				
7- 2	0- 0	0- 0	AWAY	0- 1	1- 0	6- 1				
0- 0	0- 0	0- 0	NEUTRAL	0- 0	0- 0	0- 0				

RPI 1-25				RPI 26-50				RPI 51-100 Team's RPI: 95				RPI 101+			
RPI	S	Opponent	Score	RPI	S	Opponent	Score	RPI	S	Opponent	Score	RPI	S	Opponent	Score
10	A	Missouri St.	51 79					96	A	SFA	49 72	118	A	Abilene Christian	70 58
13	A	Texas A&M	48 85					96	H	SFA	44 66	118	H	Abilene Christian	68 59
												154	H	Sam Houston St.	57 54
												158	A	New Orleans	83 53
												239	A	Southeastern La.	44 48
												239	H	Southeastern La.	49 48
												243	H	Central Ark.	67 47
												247	A	South Alabama	82 83
												256	A	Texas St.	48 57
												257	A	Incarnate Word	64 38
												266	H	Nicholls St.	55 49
												271	A	Lamar University	64 56
												271	H	Lamar University	49 39
												292	N	Prairie View	64 52
												315	A	UTRGV	59 54
												315	H	UTRGV	61 50
												316	A	Houston Baptist	75 65
												338	A	Northwestern St.	72 59
												342	A	McNeese	73 59
LAST 10 Division I															
271	A	Lamar University	64 56	316	A	Houston Baptist	75 65								
239	H	Southeastern La.	49 48	154	H	Sam Houston St.	57 54								
118	H	Abilene Christian	68 59	257	A	Incarnate Word	64 38								
96	A	SFA	49 72	158	A	New Orleans	83 53								
342	A	McNeese	73 59	271	H	Lamar University	49 39								

Non-Div I Games: UNKNOWN 75 55 Huston-Tillotson 63 49 Texas Wesleyan 90 52

A&M-Corpus Christi

Loss, Non-Conf, S Site, H Home A Away N Neutral

Average RPI Win:	252	WON-LOST	WINNING	LAST 10	STRENGTH OF	OPP. STRENGTH	TEAM	ADJ.	CONF.	ADJ CONF.
Average RPI Loss:	120	RECORD	PCT. RANK	GAMES	SCHEDULE	OF SCHEDULE	RPI	RPI	RPI	RPI
DIV. I ONLY	16- 5	39	7-3	310	243	118	118	23	23	
DIV. I NON-CONF.	4- 1	51	0	247	122	63	63	24	24	
TOTALS	RPI 1-25	RPI 26-50	W-L RECORDS	RPI 51-100	RPI 101-150	RPI 150+				
16- 5	0- 0	0- 0	OVERALL	0- 4	1- 0	15- 1				
7- 2	0- 0	0- 0	HOME	0- 1	0- 0	7- 1				
9- 3	0- 0	0- 0	AWAY	0- 3	1- 0	8- 0				
0- 0	0- 0	0- 0	NEUTRAL	0- 0	0- 0	0- 0				
4- 1	0- 0	0- 0	NON-CONFERENCE	0- 1	1- 0	3- 0				
2- 0	0- 0	0- 0	HOME	0- 0	0- 0	2- 0				
2- 1	0- 0	0- 0	AWAY	0- 1	1- 0	1- 0				
0- 0	0- 0	0- 0	NEUTRAL	0- 0	0- 0	0- 0				
12- 4	0- 0	0- 0	CONFERENCE	0- 3	0- 0	12- 1				
5- 2	0- 0	0- 0	HOME	0- 1	0- 0	5- 1				
7- 2	0- 0	0- 0	AWAY	0- 2	0- 0	7- 0				
0- 0	0- 0	0- 0	NEUTRAL	0- 0	0- 0	0- 0				

RPI 1-25				RPI 26-50				RPI 51-100				RPI 101+ Team's RPI: 118			
RPI	S	Opponent	Score	RPI	S	Opponent	Score	RPI	S	Opponent	Score	RPI	S	Opponent	Score
								56	A	Oklahoma	65 78	139	A	Portland	76 69
								95	A	A&M-Corpus Christi	59 68	154	A	Sam Houston St.	81 73
								95	H	A&M-Corpus Christi	58 70	155	A	Wright St.	83 64
								96	A	SFA	59 69	158	H	New Orleans	76 62
												239	A	Southeastern La.	68 62
												239	H	Southeastern La.	61 53
												243	A	Central Ark.	74 64
												257	H	Incarnate Word	70 71
												266	A	Nicholls St.	95 84
												270	H	Tulsa	73 63
												271	A	Lamar University	75 49
												271	H	Lamar University	78 72
												316	A	Houston Baptist	84 79
												316	H	Houston Baptist	71 54
												321	H	New Mexico St.	67 54
												338	H	Northwestern St.	84 69
												342	A	McNeese	90 73
LAST 10 Division I															
				239	A	Southeastern La.	68 62	338	H	Northwestern St.	84 69				
				316	A	Houston Baptist	84 79	257	H	Incarnate Word	70 71				
				95	A	A&M-Corpus Christi	59 68	96	A	SFA	59 69				
				316	H	Houston Baptist	71 54	243	A	Central Ark.	74 64				
				271	A	Lamar University	75 49	154	A	Sam Houston St.	81 73				

Non-Div I Games: Howard Payne 96 38 Schreiner 110 37 Southwest (NM) 104 52 McMurry 111 43  
Abilene Christian

Loss, Non-Conf, S Site, H Home A Away N Neutral

Average RPI Win: <b>221</b>	WON-LOST	WINNING	LAST 10	STRENGTH OF	OPP. STRENGTH	TEAM	ADJ.	CONF.	ADJ CONF.
Average RPI Loss: <b>185</b>	RECORD	PCT. RANK	GAMES	SCHEDULE	OF SCHEDULE	RPI	RPI	RPI	RPI
DIV. I ONLY	7- 20	305	4-6	187	233	281	281	17	17
DIV. I NON-CONF.	1- 9	326	0	264	268	338	338	21	21
TOTALS	RPI 1-25	RPI 26-50	W-L RECORDS	RPI 51-100	RPI 101-150	RPI 150+			
7- 20	0- 0	0- 1	OVERALL	1- 4	0- 2	6- 13			
2- 10	0- 0	0- 0	HOME	1- 1	0- 2	1- 7			
5- 10	0- 0	0- 1	AWAY	0- 3	0- 0	5- 6			
0- 0	0- 0	0- 0	NEUTRAL	0- 0	0- 0	0- 0			
1- 9	0- 0	0- 1	NON-CONFERENCE	0- 1	0- 2	1- 5			
1- 3	0- 0	0- 0	HOME	0- 0	0- 2	1- 1			
0- 6	0- 0	0- 1	AWAY	0- 1	0- 0	0- 4			
0- 0	0- 0	0- 0	NEUTRAL	0- 0	0- 0	0- 0			
6- 11	0- 0	0- 0	CONFERENCE	1- 3	0- 0	5- 8			
1- 7	0- 0	0- 0	HOME	1- 1	0- 0	0- 6			
5- 4	0- 0	0- 0	AWAY	0- 2	0- 0	5- 2			
0- 0	0- 0	0- 0	NEUTRAL	0- 0	0- 0	0- 0			



















































RPI S	Opponent	Score	RPI S	Opponent	Score	RPI S	Opponent	Score	RPI S	Opponent	Score	Team's RPI: 281
29	A Arizona St.	56 87	55	A Tennessee	54 81	112	H San Diego	59 70	139	H Portland	56 72	
			73	A Fresno St.	52 61	163	A San Jose St.	67 66	163	H San Jose St.	60 68	
			73	H Fresno St.	88 65	181	A Wyoming	52 68	181	H Wyoming	63 65	
			100	A Boise St.	61 70	206	H UNLV	60 67	222	A New Mexico	79 66	
			100	H Boise St.	69 74	222	H New Mexico	53 75	224	A Northern Colo.	62 72	
						230	A Cal St. Fullerton	70 79	235	A San Diego St.	51 49	
						246	A Nevada	68 61	246	H Nevada	67 71	
						276	A Colorado St.	40 60	282	A Utah St.	62 45	
						282	H Utah St.	52 53	289	A Long Beach St.	68 74	
						294	H Army West Point	66 68	306	A Navy	59 67	
						326	H NJIT	68 48				
LAST 10 Division I												
222	A New Mexico	79 66	235	A San Diego St.	51 49							
181	A Wyoming	52 68	246	H Nevada	67 71							
73	H Fresno St.	88 65	73	A Fresno St.	52 61							
163	A San Jose St.	67 66	163	H San Jose St.	60 68							
100	H Boise St.	69 74	282	H Utah St.	52 53							

Non-Div I Games: Neb. Wesleyan 93 42

Air Force





■ Loss, 
 ■ Non-Conf, 
 ■ S Site, 
 ■ Home 
 ■ A Away 
 N Neutral

Average RPI Win: <b>217</b>	WON-LOST	WINNING	LAST 10	STRENGTH OF	OPP. STRENGTH	TEAM	ADJ.	CONF.	ADJ CONF.
Average RPI Loss: <b>112</b>	RECORD	PCT. RANK	GAMES	SCHEDULE	OF SCHEDULE	RPI	RPI	RPI	RPI
DIV. I ONLY	<b>13- 12</b>	<b>164</b>	<b>5-5</b>	<b>128</b>	<b>171</b>	<b>151</b>	<b>151</b>	<b>10</b>	<b>10</b>
DIV. I NON-CONF.	<b>7- 4</b>	<b>100</b>	<b>0</b>	<b>212</b>	<b>321</b>	<b>145</b>	<b>145</b>	<b>9</b>	<b>9</b>
TOTALS	RPI 1-25	RPI 26-50	W-L RECORDS	RPI 51-100	RPI 101-150	RPI 150+			
13- 12	0- 1	1- 2	OVERALL	0- 2	1- 4	11- 3			
6- 6	0- 1	1- 1	HOME	0- 0	0- 3	5- 1			
5- 6	0- 0	0- 1	AWAY	0- 2	1- 1	4- 2			
2- 0	0- 0	0- 0	NEUTRAL	0- 0	0- 0	2- 0			
7- 4	0- 0	0- 1	NON-CONFERENCE	0- 1	0- 1	7- 1			
3- 2	0- 0	0- 1	HOME	0- 0	0- 1	3- 0			
2- 2	0- 0	0- 0	AWAY	0- 1	0- 0	2- 1			
2- 0	0- 0	0- 0	NEUTRAL	0- 0	0- 0	2- 0			
6- 8	0- 1	1- 1	CONFERENCE	0- 1	1- 3	4- 2			
3- 4	0- 1	1- 0	HOME	0- 0	0- 2	2- 1			
3- 4	0- 0	0- 1	AWAY	0- 1	1- 1	2- 1			
0- 0	0- 0	0- 0	NEUTRAL	0- 0	0- 0	0- 0			

RPI 1-25	RPI 26-50	RPI 51-100	RPI 101+ Team's RPI: 151
RPI S Opponent Score	RPI S Opponent Score	RPI S Opponent Score	RPI S Opponent Score
18  Central Mich. 72  77	30  Michigan 71  80	71  Ball St. 52  60	103  Kent St. 55  60
	48  Ohio 57  70	89  Butler 55  76	134  Duquesne 63  88
	48  Ohio 79 76		144  Buffalo 69 63
			150  Western Mich. 71  79
			150  Western Mich. 51  56
			153  N.C. A&T 64 52
			159  Eastern Mich. 64 53
			159  Eastern Mich. 88 81
			172  Toledo 61  65
			180  Northern Ill. 65  70
			198  Miami (OH) 70 62
			202  Cleveland St. 62  66
			240 N Morgan St. 52 45
			242 N Denver 88 72
			251  Youngstown St. 91 62
			261  Bowling Green 76 73
			296  St. Bonaventure 63 54
			332  Detroit Mercy 81 60
			336  Purdue Fort Wayne 64 53
LAST 10 Division I			
48  Ohio 79 76	159  Eastern Mich. 88 81		
144  Buffalo 69 63	48  Ohio 57  70		
159  Eastern Mich. 64 53	150  Western Mich. 71  79		
103  Kent St. 55  60	198  Miami (OH) 70 62		
71  Ball St. 52  60	180  Northern Ill. 65  70		

Non-Div I Games:

Akron

 Loss, 
  Non-Conf, S Site, 
  Home 
  Away 
 N Neutral

Average RPI Win:	159	WON-LOST	WINNING	LAST 10	STRENGTH OF	OPP. STRENGTH	TEAM	ADJ.	CONF.	ADJ CONF.
Average RPI Loss:	48	RECORD	PCT. RANK	GAMES	SCHEDULE	OF SCHEDULE	RPI	RPI	RPI	RPI
DIV. I ONLY	16- 11	118	5-5	38	51	65	65	4	4	
DIV. I NON-CONF.	10- 3	57	0	129	156	74	74	5	5	
TOTALS	RPI 1-25	RPI 26-50	W-L RECORDS	RPI 51-100	RPI 101-150	RPI 150+				
16- 11	1- 4	0- 2	OVERALL	2- 4	6- 1	7- 0				
9- 6	0- 3	0- 1	HOME	1- 1	5- 1	3- 0				
6- 4	1- 1	0- 1	AWAY	0- 2	1- 0	4- 0				
1- 1	0- 0	0- 0	NEUTRAL	1- 1	0- 0	0- 0				
10- 3	0- 0	0- 0	NON-CONFERENCE	2- 2	2- 1	6- 0				
6- 2	0- 0	0- 0	HOME	1- 1	2- 1	3- 0				
3- 0	0- 0	0- 0	AWAY	0- 0	0- 0	3- 0				
1- 1	0- 0	0- 0	NEUTRAL	1- 1	0- 0	0- 0				
6- 8	1- 4	0- 2	CONFERENCE	0- 2	4- 0	1- 0				
3- 4	0- 3	0- 1	HOME	0- 0	3- 0	0- 0				
3- 4	1- 1	0- 1	AWAY	0- 2	1- 0	1- 0				
0- 0	0- 0	0- 0	NEUTRAL	0- 0	0- 0	0- 0				

RPI 1-25				RPI 26-50				RPI 51-100				RPI 101+			
RPI	S	Opponent	Score	RPI	S	Opponent	Score	RPI	S	Opponent	Score	RPI	S	Opponent	Score
2	H	South Carolina	78 93	31	A	LSU	60 71	51	H	Iowa St.	66 75	106	H	Bethune-Cookman	60 49
13	H	Texas A&M	74 79	35	H	Arkansas	48 66	55	A	Tennessee	63 65	110	A	Auburn	75 48
15	A	Mississippi St.	66 64					70	A	Georgia	75 76	110	H	Auburn	68 64
22	A	Kentucky	62 66					75	N	UNI	87 77	113	H	North Carolina	83 77
22	H	Kentucky	71 81					83	N	Southern California	57 60	120	H	Vanderbilt	98 61
								88	H	Colgate	72 52	128	H	Florida	69 62
												142	H	Hampton	61 64
												157	A	Tulane	66 56
												201	H	Radford	85 51
												223	A	Clemson	67 54
												239	H	Southeastern La.	87 50
												247	A	South Alabama	74 62
												287	A	Ole Miss	57 56
												328	H	Mercer	111 56
LAST 10 Division I															
15	A	Mississippi St.	66 64	287	A	Ole Miss	57 56								
128	H	Florida	69 62	35	H	Arkansas	48 66								
70	A	Georgia	75 76	120	H	Vanderbilt	98 61								
110	H	Auburn	68 64	13	H	Texas A&M	74 79								
22	A	Kentucky	62 66	55	A	Tennessee	63 65								

Non-Div I Games:

Alabama

■ Loss, 
 ■ Non-Conf, 
 ■ S Site, 
 ■ H Home 
 ■ A Away 
 N Neutral

Average RPI Win:	312	WON-LOST	WINNING	LAST 10	STRENGTH OF	OPP. STRENGTH	TEAM	ADJ.	CONF.	ADJ CONF.
Average RPI Loss:	183	RECORD	PCT. RANK	GAMES	SCHEDULE	OF SCHEDULE	RPI	RPI	RPI	RPI
DIV. I ONLY	14- 11	143	8-2	347	348	248	248	32	32	
DIV. I NON-CONF.	4- 7	225	0	227	304	216	216	31	31	
TOTALS	RPI 1-25	RPI 26-50	W-L RECORDS	RPI 51-100	RPI 101-150	RPI 150+				
14- 11	0- 0	0- 0	OVERALL	0- 2	0- 2	14- 7				
5- 3	0- 0	0- 0	HOME	0- 0	0- 2	5- 1				
8- 7	0- 0	0- 0	AWAY	0- 2	0- 0	8- 5				
1- 1	0- 0	0- 0	NEUTRAL	0- 0	0- 0	1- 1				
4- 7	0- 0	0- 0	NON-CONFERENCE	0- 2	0- 1	4- 4				
0- 2	0- 0	0- 0	HOME	0- 0	0- 1	0- 1				
4- 4	0- 0	0- 0	AWAY	0- 2	0- 0	4- 2				
0- 1	0- 0	0- 0	NEUTRAL	0- 0	0- 0	0- 1				
10- 4	0- 0	0- 0	CONFERENCE	0- 0	0- 1	10- 3				
5- 1	0- 0	0- 0	HOME	0- 0	0- 1	5- 0				
4- 3	0- 0	0- 0	AWAY	0- 0	0- 0	4- 3				
1- 0	0- 0	0- 0	NEUTRAL	0- 0	0- 0	1- 0				

RPI S	Opponent	Score	RPI S	Opponent	Score	RPI S	Opponent	Score	RPI S	Opponent	Score	Team's RPI: 248
						74	A Cincinnati	47 62	143	H Texas Southern	58 65	
						87	A Nebraska	46 68	146	H North Florida	64 73	
									152	A Jackson St.	53 67	
									156	N North Ala.	65 80	
									179	H Austin Peay	61 67	
									192	A Memphis	71 79	
									235	A San Diego St.	61 53	
									242	A Denver	86 83	
									244	A Southern U.	46 55	
									244	H Southern U.	59 57	
									292	H Prairie View	54 44	
									295	A California Baptist	55 60	
									313	A Georgia St.	67 52	
									329	A Alabama St.	56 55	
									329	N Alabama St.	75 48	
									333	A Alcorn	74 67	
									333	H Alcorn	64 50	
									335	A Ark.-Pine Bluff	65 52	
									335	H Ark.-Pine Bluff	74 55	
									341	A Florida A&M	77 53	
									344	A Grambling	59 69	
									351	A Mississippi Val.	75 45	
									351	H Mississippi Val.	68 48	
LAST 10 Division I												
			244	H Southern U.	59 57		292	H Prairie View	54 44			
			333	H Alcorn	64 50		143	H Texas Southern	58 65			
			329	A Alabama St.	56 55		244	A Southern U.	46 55			
			351	A Mississippi Val.	75 45		333	A Alcorn	74 67			
			335	A Ark.-Pine Bluff	65 52		329	N Alabama St.	75 48			

Non-Div I Games:

Alabama A&amp;M

■ Loss, 
 ■ Non-Conf, 
 ■ S Site, 
 ■ Home 
 ■ A Away 
 N Neutral

Average RPI Win:	328	WON-LOST	WINNING	LAST 10	STRENGTH OF	OPP. STRENGTH	TEAM	ADJ.	CONF.	ADJ CONF.
Average RPI Loss:	195	RECORD	PCT. RANK	GAMES	SCHEDULE	OF SCHEDULE	RPI	RPI	RPI	RPI
DIV. I ONLY	6- 17	301	3-7	337	330	329	329	32	32	
DIV. I NON-CONF.	1- 8	322	0	128	43	298	298	31	31	
TOTALS	RPI 1-25	RPI 26-50	W-L RECORDS	RPI 51-100	RPI 101-150	RPI 150+				
6- 17	0- 2	0- 0	OVERALL	0- 1	0- 2	6- 12				
3- 7	0- 0	0- 0	HOME	0- 0	0- 1	3- 6				
3- 9	0- 2	0- 0	AWAY	0- 1	0- 1	3- 5				
0- 1	0- 0	0- 0	NEUTRAL	0- 0	0- 0	0- 1				
1- 8	0- 2	0- 0	NON-CONFERENCE	0- 1	0- 1	1- 4				
1- 2	0- 0	0- 0	HOME	0- 0	0- 0	1- 2				
0- 6	0- 2	0- 0	AWAY	0- 1	0- 1	0- 2				
0- 0	0- 0	0- 0	NEUTRAL	0- 0	0- 0	0- 0				
5- 9	0- 0	0- 0	CONFERENCE	0- 0	0- 1	5- 8				
2- 5	0- 0	0- 0	HOME	0- 0	0- 1	2- 4				
3- 3	0- 0	0- 0	AWAY	0- 0	0- 0	3- 3				
0- 1	0- 0	0- 0	NEUTRAL	0- 0	0- 0	0- 1				

RPI 1-25				RPI 26-50				RPI 51-100				RPI 101+ Team's RPI: 329			
RPI	S	Opponent	Score	RPI	S	Opponent	Score	RPI	S	Opponent	Score	RPI	S	Opponent	Score
2	A	South Carolina	43 103					69	A	South Fla.	29 80	138	A	Wisconsin	67 85
20	A	DePaul	76 105									143	H	Texas Southern	54 81
												152	A	Jackson St.	62 94
												156	H	North Ala.	60 81
												173	H	Samford	48 83
												223	A	Clemson	43 76
												244	A	Southern U.	47 69
												244	H	Southern U.	51 61
												248	H	Alabama A&M	55 56
												248	N	Alabama A&M	48 75
												253	H	Jacksonville St.	68 63
												287	A	Ole Miss	66 93
												292	H	Prairie View	59 62
												333	A	Alcorn	63 73
												333	H	Alcorn	95 70
												335	A	Ark.-Pine Bluff	68 65
												335	H	Ark.-Pine Bluff	62 73
												344	A	Grambling	73 59
												351	A	Mississippi Val.	66 61
												351	H	Mississippi Val.	77 64
LAST 10 Division I															
333	H	Alcorn	95 70	143	H	Texas Southern	54 81								
244	H	Southern U.	51 61	292	H	Prairie View	59 62								
248	H	Alabama A&M	55 56	333	A	Alcorn	63 73								
335	A	Ark.-Pine Bluff	68 65	244	A	Southern U.	47 69								
351	A	Mississippi Val.	66 61	248	N	Alabama A&M	48 75								

Non-Div I Games: Mobile 76 66 Paine 84 58

Alabama St.

Loss, Non-Conf, S Site, H Home A Away N Neutral

Albany (NY)

Through Games Of Feb. 24, 2020

Average RPI Win: <b>282</b>	WON-LOST	WINNING	LAST 10	STRENGTH OF	OPP. STRENGTH	TEAM	ADJ.	CONF.	ADJ CONF.
Average RPI Loss: <b>213</b>	RECORD	PCT. RANK	GAMES	SCHEDULE	OF SCHEDULE	RPI	RPI	RPI	RPI
DIV. I ONLY	8- 18	285	3-7	329	321	319	319	27	27
DIV. I NON-CONF.	3- 9	279	0	313	316	324	324	28	28
TOTALS	RPI 1-25	RPI 26-50	W-L RECORDS	RPI 51-100	RPI 101-150	RPI 150+			
8- 18	0- 0	0- 0	OVERALL	0- 3	1- 1	7- 14			
5- 8	0- 0	0- 0	HOME	0- 1	1- 1	4- 6			
3- 10	0- 0	0- 0	AWAY	0- 2	0- 0	3- 8			
0- 0	0- 0	0- 0	NEUTRAL	0- 0	0- 0	0- 0			
3- 9	0- 0	0- 0	NON-CONFERENCE	0- 2	1- 1	2- 6			
1- 5	0- 0	0- 0	HOME	0- 0	1- 1	0- 4			
2- 4	0- 0	0- 0	AWAY	0- 2	0- 0	2- 2			
0- 0	0- 0	0- 0	NEUTRAL	0- 0	0- 0	0- 0			
5- 9	0- 0	0- 0	CONFERENCE	0- 1	0- 0	5- 8			
4- 3	0- 0	0- 0	HOME	0- 1	0- 0	4- 2			
1- 6	0- 0	0- 0	AWAY	0- 0	0- 0	1- 6			
0- 0	0- 0	0- 0	NEUTRAL	0- 0	0- 0	0- 0			

RPI S	Opponent	Score	RPI S	Opponent	Score	RPI S	Opponent	Score	RPI S	Opponent	Score	Team's RPI: 319
						59	H Stony Brook	53 73	125	H Columbia	82 78	
						61	A Marist	52 76	136	H Boston U.	58 60	
						98	A Syracuse	53 75	167	A Binghamton	42 58	
									167	H Binghamton	56 53	
									174	H Lafayette	47 54	
									187	A Maine	49 60	
									187	H Maine	44 65	
									188	H Cornell	51 71	
									237	A UMass Lowell	51 53	
									268	A New Hampshire	53 56	
									268	H New Hampshire	47 48	
									278	A Siena	46 52	
									288	A UMBC	44 54	
									288	H UMBC	56 51	
									297	A Vermont	36 52	
									297	H Vermont	58 49	
									299	H Monmouth	41 53	
									311	H St. Francis Brooklyn	41 49	
									324	A Bryant	55 68	
									337	A Canisius	70 53	
									346	A Hartford	68 63	
									346	H Hartford	63 40	
									348	A Central Conn. St.	73 63	
LAST 10 Division I												
			268	A New Hampshire	53 56		297	A Vermont	36 52			
			288	A UMBC	44 54		288	H UMBC	56 51			
			187	H Maine	44 65		346	A Hartford	68 63			
			346	H Hartford	63 40		237	A UMass Lowell	51 53			
			167	A Binghamton	42 58		59	H Stony Brook	53 73			

Non-Div I Games: FDU-Florham 81 21

Albany (NY)

Loss, Non-Conf, S Site, H Home A Away N Neutral



Average RPI Win: <b>335</b>	WON-LOST	WINNING	LAST 10	STRENGTH OF	OPP. STRENGTH	TEAM	ADJ.	CONF.	ADJ CONF.
Average RPI Loss: <b>220</b>	RECORD	PCT. RANK	GAMES	SCHEDULE	OF SCHEDULE	RPI	RPI	RPI	RPI
DIV. I ONLY	9- 16	255	4-6	351	345	333	333	32	32
DIV. I NON-CONF.	2- 8	295	0	339	255	334	334	31	31
TOTALS	RPI 1-25	RPI 26-50	W-L RECORDS	RPI 51-100	RPI 101-150	RPI 150+			
9- 16	0- 0	0- 0	OVERALL	0- 1	0- 2	9- 13			
5- 3	0- 0	0- 0	HOME	0- 0	0- 1	5- 2			
4- 11	0- 0	0- 0	AWAY	0- 1	0- 1	4- 9			
0- 2	0- 0	0- 0	NEUTRAL	0- 0	0- 0	0- 2			
2- 8	0- 0	0- 0	NON-CONFERENCE	0- 1	0- 1	2- 6			
1- 1	0- 0	0- 0	HOME	0- 0	0- 1	1- 0			
1- 5	0- 0	0- 0	AWAY	0- 1	0- 0	1- 4			
0- 2	0- 0	0- 0	NEUTRAL	0- 0	0- 0	0- 2			
7- 8	0- 0	0- 0	CONFERENCE	0- 0	0- 1	7- 7			
4- 2	0- 0	0- 0	HOME	0- 0	0- 0	4- 2			
3- 6	0- 0	0- 0	AWAY	0- 0	0- 1	3- 5			
0- 0	0- 0	0- 0	NEUTRAL	0- 0	0- 0	0- 0			












































































































RPI S	Opponent	Score	RPI S	Opponent	Score	RPI S	Opponent	Score	RPI S	Opponent	Score	Team's RPI: 333
						96 A	SFA	62 67	122 H	UAB	65 86	
									143 A	Texas Southern	70 105	
									152 A	Jackson St.	66 76	
									152 H	Jackson St.	67 83	
									192 A	Memphis	51 57	
									220 A	UTEP	47 92	
									223 N	Clemson	46 77	
									244 A	Southern U.	57 74	
									248 A	Alabama A&M	50 64	
									248 H	Alabama A&M	67 74	
									256 A	Texas St.	59 67	
									259 A	North Texas	31 67	
									287 N	Ole Miss	55 73	
									292 A	Prairie View	68 63	
									329 A	Alabama St.	70 95	
									329 H	Alabama St.	73 63	
									334 A	Tennessee St.	62 57	
									335 A	Ark.-Pine Bluff	77 75	
									335 H	Ark.-Pine Bluff	57 54	
									341 H	Florida A&M	58 42	
									344 A	Grambling	59 70	
									344 H	Grambling	80 54	
									351 A	Mississippi Val.	81 67	
									351 H	Mississippi Val.	63 60	
LAST 10 Division I												
329 A	Alabama St.	70 95	152 A	Jackson St.	66 76							
248 A	Alabama A&M	50 64	244 A	Southern U.	57 74							
335 H	Ark.-Pine Bluff	57 54	329 H	Alabama St.	73 63							
351 H	Mississippi Val.	63 60	248 H	Alabama A&M	67 74							
344 A	Grambling	59 70	335 A	Ark.-Pine Bluff	77 75							

Non-Div I Games:      Tougaloo                      85   61                      Louisiana Col.                      86   50

Alcorn






Loss, Non-Conf, S Site, H Home A Away N Neutral

Average RPI Win: <b>192</b>	WON-LOST	WINNING	LAST 10	STRENGTH OF	OPP. STRENGTH	TEAM	ADJ.	CONF.	ADJ CONF.
Average RPI Loss: <b>139</b>	RECORD	PCT. RANK	GAMES	SCHEDULE	OF SCHEDULE	RPI	RPI	RPI	RPI
DIV. I ONLY	<b>11- 14</b>	<b>210</b>	<b>5-5</b>	<b>145</b>	<b>149</b>	<b>182</b>	<b>182</b>	<b>15</b>	<b>15</b>
DIV. I NON-CONF.	<b>4- 6</b>	<b>212</b>	<b>0</b>	<b>177</b>	<b>87</b>	<b>208</b>	<b>208</b>	<b>15</b>	<b>15</b>
TOTALS	RPI 1-25	RPI 26-50	W-L RECORDS	RPI 51-100	RPI 101-150	RPI 150+			
11- 14	0- 0	0- 1	OVERALL	2- 4	3- 4	6- 5			
7- 4	0- 0	0- 0	HOME	2- 2	2- 1	3- 1			
4- 9	0- 0	0- 1	AWAY	0- 2	1- 2	3- 4			
0- 1	0- 0	0- 0	NEUTRAL	0- 0	0- 1	0- 0			
4- 6	0- 0	0- 1	NON-CONFERENCE	1- 1	1- 1	2- 3			
3- 1	0- 0	0- 0	HOME	1- 1	1- 0	1- 0			
1- 4	0- 0	0- 1	AWAY	0- 0	0- 0	1- 3			
0- 1	0- 0	0- 0	NEUTRAL	0- 0	0- 1	0- 0			
7- 8	0- 0	0- 0	CONFERENCE	1- 3	2- 3	4- 2			
4- 3	0- 0	0- 0	HOME	1- 1	1- 1	2- 1			
3- 5	0- 0	0- 0	AWAY	0- 2	1- 2	2- 1			
0- 0	0- 0	0- 0	NEUTRAL	0- 0	0- 0	0- 0			

RPI S	Opponent	Score	RPI S	Opponent	Score	RPI S	Opponent	Score	RPI S	Opponent	Score	Team's RPI: 182
			48   Ohio	69   81		60  Bucknell	43   68		124   Holy Cross	59   72		
						60  Bucknell	57   60		133  Lehigh	64   56		
						71  Villanova	76   54		133  Lehigh	63   64		
						85  Minnesota	53   70		136  Boston U.	44   59		
						88  Colgate	62   63		136  Boston U.	55   54		
						88  Colgate	63   61		141  George Washington	66   53		
									144  Buffalo	55   73		
									174  Lafayette	52   67		
									176  Towson	60   63		
									184  High Point	56   48		
									201  Radford	59   55		
									225  Saint Joseph's	51   72		
									232  George Mason	55   73		
									264  Loyola Maryland	47   56		
									264  Loyola Maryland	63   44		
									294  Army West Point	67   62		
									294  Army West Point	73   57		
									306  Navy	48   40		
LAST 10 Division I												
			136  Boston U.	55   54		174  Lafayette	52   67					
			306  Navy	48   40		133  Lehigh	64   56					
			60  Bucknell	57   60		88  Colgate	62   63					
			264  Loyola Maryland	47   56		264  Loyola Maryland	63   44					
			294  Army West Point	67   62		124  Holy Cross	59   72					

Non-Div I Games:

American

 Loss, 
  Non-Conf, 
  S Site, 
  H Home 
  A Away 
 N Neutral

Average RPI Win:	291	WON-LOST	WINNING	LAST 10	STRENGTH OF	OPP. STRENGTH	TEAM	ADJ.	CONF.	ADJ CONF.
Average RPI Loss:	142	RECORD	PCT. RANK	GAMES	SCHEDULE	OF SCHEDULE	RPI	RPI	RPI	RPI
DIV. I ONLY	9- 17	268	5-5	153	230	236	236	21	21	
DIV. I NON-CONF.	3- 8	268	0	123	251	230	230	20	20	
TOTALS	RPI 1-25	RPI 26-50	W-L RECORDS	RPI 51-100	RPI 101-150	RPI 150+				
9- 17	0- 1	0- 3	OVERALL	0- 1	0- 5	9- 7				
5- 5	0- 0	0- 1	HOME	0- 1	0- 1	5- 2				
3- 11	0- 1	0- 2	AWAY	0- 0	0- 3	3- 5				
1- 1	0- 0	0- 0	NEUTRAL	0- 0	0- 1	1- 0				
3- 8	0- 1	0- 1	NON-CONFERENCE	0- 0	0- 3	3- 3				
1- 2	0- 0	0- 0	HOME	0- 0	0- 0	1- 2				
1- 5	0- 1	0- 1	AWAY	0- 0	0- 2	1- 1				
1- 1	0- 0	0- 0	NEUTRAL	0- 0	0- 1	1- 0				
6- 9	0- 0	0- 2	CONFERENCE	0- 1	0- 2	6- 4				
4- 3	0- 0	0- 1	HOME	0- 1	0- 1	4- 0				
2- 6	0- 0	0- 1	AWAY	0- 0	0- 1	2- 4				
0- 0	0- 0	0- 0	NEUTRAL	0- 0	0- 0	0- 0				

RPI 1-25				RPI 26-50				RPI 51-100				RPI 101+ Team's RPI: 236			
RPI	S	Opponent	Score	RPI	S	Opponent	Score	RPI	S	Opponent	Score	RPI	S	Opponent	Score
2	A	South Carolina	50 92	30	A	Michigan	35 62	78	H	Coastal Caro.	53 80	102	A	VCU	38 66
				47	A	Troy	55 84					105	A	UT Arlington	44 63
				47	H	Troy	61 81					105	H	UT Arlington	60 82
												106	N	Bethune-Cookman	44 61
												132	A	UNC Greensboro	47 54
												177	A	Elon	66 67
												194	H	Gardner-Webb	56 67
												196	A	Little Rock	63 68
												247	A	South Alabama	66 81
												247	H	South Alabama	71 59
												256	A	Texas St.	59 47
												256	H	Texas St.	73 65
												258	A	Arkansas St.	58 76
												273	A	Wofford	54 51
												291	H	ETSU	61 67
												298	A	Ga. Southern	70 78
												298	H	Ga. Southern	83 75
												313	A	Georgia St.	64 59
												313	H	Georgia St.	65 37
												328	H	Mercer	77 68
												337	N	Canisius	74 57
LAST 10 Division I															
298	A	Ga. Southern	70 78	105	A	UT Arlington	44 63								
313	A	Georgia St.	64 59	298	H	Ga. Southern	83 75								
47	H	Troy	61 81	313	H	Georgia St.	65 37								
247	H	South Alabama	71 59	196	A	Little Rock	63 68								
256	A	Texas St.	59 47	78	H	Coastal Caro.	53 80								

Non-Div I Games:

Appalachian St.

■ Loss, 
 ■ Non-Conf, S Site, 
 ■ Home 
 ■ Away 
 N Neutral

# Arizona

Through Games Of Feb. 24, 2020

Average RPI Win:	161	WON-LOST	WINNING	LAST 10	STRENGTH OF	OPP. STRENGTH	TEAM	ADJ.	CONF.	ADJ CONF.
Average RPI Loss:	21	RECORD	PCT. RANK	GAMES	SCHEDULE	OF SCHEDULE	RPI	RPI	RPI	RPI
DIV. I ONLY	22- 5	26	8-2	74	43	24	24	1	1	
DIV. I NON-CONF.	11- 0	1	0	335	301	87	87	2	2	
TOTALS	RPI 1-25	RPI 26-50	W-L RECORDS	RPI 51-100	RPI 101-150	RPI 150+				
22- 5	2- 4	2- 0	OVERALL	3- 1	5- 0	10- 0				
12- 2	1- 2	1- 0	HOME	1- 0	2- 0	7- 0				
10- 3	1- 2	1- 0	AWAY	2- 1	3- 0	3- 0				
0- 0	0- 0	0- 0	NEUTRAL	0- 0	0- 0	0- 0				
11- 0	0- 0	0- 0	NON-CONFERENCE	1- 0	0- 0	10- 0				
7- 0	0- 0	0- 0	HOME	0- 0	0- 0	7- 0				
4- 0	0- 0	0- 0	AWAY	1- 0	0- 0	3- 0				
0- 0	0- 0	0- 0	NEUTRAL	0- 0	0- 0	0- 0				
11- 5	2- 4	2- 0	CONFERENCE	2- 1	5- 0	0- 0				
5- 2	1- 2	1- 0	HOME	1- 0	2- 0	0- 0				
6- 3	1- 2	1- 0	AWAY	1- 1	3- 0	0- 0				
0- 0	0- 0	0- 0	NEUTRAL	0- 0	0- 0	0- 0				

RPI 1-25				Team's RPI: 24		RPI 26-50				RPI 51-100				RPI 101+			
RPI	S	Opponent	Score	RPI	S	Opponent	Score	RPI	S	Opponent	Score	RPI	S	Opponent	Score		
1	A	Oregon	52 85	29	A	Arizona St.	58 53	54	A	Texas	83 58	107	A	Utah	85 69		
1	H	Oregon	64 71	29	H	Arizona St.	59 53	76	A	Colorado	38 50	108	A	Washington St.	74 67		
11	A	UCLA	58 70					83	A	Southern California	65 57	108	H	Washington St.	72 57		
11	H	UCLA	92 66					83	H	Southern California	73 57	126	A	Washington	66 58		
17	A	Oregon St.	65 58									126	H	Washington	64 53		
17	H	Oregon St.	61 63									165	A	Montana	77 42		
												204	H	Santa Clara	65 52		
												220	A	UTEP	54 43		
												234	H	North Dakota	74 42		
												255	H	UC Santa Barbara	61 42		
												292	H	Prairie View	83 48		
												299	H	Monmouth	86 34		
												301	H	UC Riverside	70 27		
												334	H	Tennessee St.	77 42		
												347	A	Chicago St.	82 50		
LAST 10 Division I																	
76	A	Colorado	38 50	1	A	Oregon	52 85										
107	A	Utah	85 69	83	H	Southern California	73 57										
108	H	Washington St.	72 57	11	H	UCLA	92 66										
126	H	Washington	64 53	29	H	Arizona St.	59 53										
17	A	Oregon St.	65 58	126	A	Washington	66 58										

Non-Div I Games:

Arizona

Loss, Non-Conf, S Site, H Home A Away N Neutral

Average RPI Win:	142	WON-LOST	WINNING	LAST 10	STRENGTH OF	OPP. STRENGTH	TEAM	ADJ.	CONF.	ADJ CONF.
Average RPI Loss:	36	RECORD	PCT. RANK	GAMES	SCHEDULE	OF SCHEDULE	RPI	RPI	RPI	RPI
DIV. I ONLY	19- 9	70	5-5	28	19	29	29	1	1	
DIV. I NON-CONF.	10- 2	29	0	208	119	62	62	2	2	
TOTALS	RPI 1-25	RPI 26-50	W-L RECORDS	RPI 51-100	RPI 101-150	RPI 150+				
19- 9	2- 6	1- 1	OVERALL	5- 1	4- 1	7- 0				
12- 2	2- 2	1- 0	HOME	2- 0	2- 0	5- 0				
5- 6	0- 4	0- 0	AWAY	2- 1	2- 1	1- 0				
2- 1	0- 0	0- 1	NEUTRAL	1- 0	0- 0	1- 0				
10- 2	0- 0	1- 1	NON-CONFERENCE	2- 1	0- 0	7- 0				
7- 0	0- 0	1- 0	HOME	1- 0	0- 0	5- 0				
1- 1	0- 0	0- 0	AWAY	0- 1	0- 0	1- 0				
2- 1	0- 0	0- 1	NEUTRAL	1- 0	0- 0	1- 0				
9- 7	2- 6	0- 0	CONFERENCE	3- 0	4- 1	0- 0				
5- 2	2- 2	0- 0	HOME	1- 0	2- 0	0- 0				
4- 5	0- 4	0- 0	AWAY	2- 0	2- 1	0- 0				
0- 0	0- 0	0- 0	NEUTRAL	0- 0	0- 0	0- 0				

RPI	S	Opponent	Score	RPI	S	Opponent	Score	RPI	S	Opponent	Score	RPI	S	Opponent	Score
1	A	Oregon	48 79	41	N	Purdue	52 59	58	N	Middle Tenn.	61 60	107	A	Utah	71 75
1	H	Oregon	72 66	42	H	Creighton	70 55	76	A	Colorado	65 59	108	A	Washington St.	65 56
11	A	UCLA	66 68					79	H	BYU	60 52	108	H	Washington St.	62 59
11	H	UCLA	61 70					83	A	Southern California	63 54	126	A	Washington	67 50
17	A	Oregon St.	62 64					83	H	Southern California	76 75	126	H	Washington	72 68
17	H	Oregon St.	55 47					85	A	Minnesota	66 80	168	H	Idaho St.	74 69
24	A	Arizona	53 59									187	N	Maine	57 31
24	H	Arizona	53 58									222	H	New Mexico	84 47
												281	H	Air Force	87 56
												294	H	Army West Point	83 51
												314	H	Cal Poly	66 41
												321	A	New Mexico St.	70 47
LAST 10 Division I															
107	A	Utah	71 75	17	A	Oregon St.	62 64								
76	A	Colorado	65 59	11	H	UCLA	61 70								
126	H	Washington	72 68	83	H	Southern California	76 75								
108	H	Washington St.	62 59	24	A	Arizona	53 59								
1	A	Oregon	48 79	108	A	Washington St.	65 56								

Non-Div I Games:

Arizona St.

Average RPI Win:	329	WON-LOST	WINNING	LAST 10	STRENGTH OF	OPP. STRENGTH	TEAM	ADJ.	CONF.	ADJ CONF.
Average RPI Loss:	199	RECORD	PCT. RANK	GAMES	SCHEDULE	OF SCHEDULE	RPI	RPI	RPI	RPI
DIV. I ONLY	4- 20	324	2-8	307	340	335	335	32	32	
DIV. I NON-CONF.	0- 9	338	0	132	97	322	322	31	31	
TOTALS	RPI 1-25	RPI 26-50	W-L RECORDS	RPI 51-100	RPI 101-150	RPI 150+				
4- 20	0- 0	0- 0	OVERALL	0- 3	0- 4	4- 13				
2- 6	0- 0	0- 0	HOME	0- 0	0- 1	2- 5				
2- 14	0- 0	0- 0	AWAY	0- 3	0- 3	2- 8				
0- 0	0- 0	0- 0	NEUTRAL	0- 0	0- 0	0- 0				
0- 9	0- 0	0- 0	NON-CONFERENCE	0- 3	0- 2	0- 4				
0- 0	0- 0	0- 0	HOME	0- 0	0- 0	0- 0				
0- 9	0- 0	0- 0	AWAY	0- 3	0- 2	0- 4				
0- 0	0- 0	0- 0	NEUTRAL	0- 0	0- 0	0- 0				
4- 11	0- 0	0- 0	CONFERENCE	0- 0	0- 2	4- 9				
2- 6	0- 0	0- 0	HOME	0- 0	0- 1	2- 5				
2- 5	0- 0	0- 0	AWAY	0- 0	0- 1	2- 4				
0- 0	0- 0	0- 0	NEUTRAL	0- 0	0- 0	0- 0				

RPI 1-25			RPI 26-50			RPI 51-100			RPI 101+ Team's RPI: 335		
RPI	S	Opponent	Score	RPI	S	Opponent	Score	RPI	S	Opponent	Score
								51	A	Iowa St.	40 90
								55	A	Tennessee	51 92
								78	A	Coastal Caro.	69 76
								108	A	Washington St.	56 85
								135	A	Texas Tech	55 81
								143	A	Texas Southern	77 78
								143	H	Texas Southern	46 77
								152	H	Jackson St.	44 56
								160	A	Wichita St.	50 100
								189	A	Illinois	50 65
								238	A	Milwaukee	55 69
								244	A	Southern U.	61 85
								244	H	Southern U.	43 70
								248	A	Alabama A&M	55 74
								248	H	Alabama A&M	52 65
								258	A	Arkansas St.	60 81
								292	A	Prairie View	51 61
								292	H	Prairie View	69 54
								329	A	Alabama St.	73 62
								329	H	Alabama St.	65 68
								333	A	Alcorn	54 57
								333	H	Alcorn	75 77
								344	H	Grambling	84 79
								351	A	Mississippi Val.	80 77
LAST 10 Division I											
								143	H	Texas Southern	46 77
								248	H	Alabama A&M	52 65
								292	H	Prairie View	44 56
								344	H	Grambling	84 79
								143	A	Texas Southern	77 78
								292	A	Prairie View	51 61
								333	A	Alcorn	54 57
								244	A	Southern U.	61 85
								329	H	Alabama St.	65 68

Non-Div I Games: Philander Smith 66 54

Ark.-Pine Bluff

■ Loss, 
 ■ Non-Conf, 
 ■ S Site, 
 ■ Home 
 ■ A Away 
 N Neutral

## Arkansas

Through Games Of Feb. 24, 2020

Average RPI Win:	147	WON-LOST	WINNING	LAST 10	STRENGTH OF	OPP. STRENGTH	TEAM	ADJ.	CONF.	ADJ CONF.
Average RPI Loss:	59	RECORD	PCT. RANK	GAMES	SCHEDULE	OF SCHEDULE	RPI	RPI	RPI	RPI
DIV. I ONLY	21- 6	32	7-3	77	42	35	35	4	4	
DIV. I NON-CONF.	12- 1	10	0	178	126	33	33	5	5	
TOTALS	RPI 1-25	RPI 26-50	W-L RECORDS	RPI 51-100	RPI 101-150	RPI 150+				
21- 6	1- 3	1- 0	OVERALL	6- 1	6- 2	7- 0				
14- 3	1- 2	1- 0	HOME	4- 1	2- 0	6- 0				
5- 3	0- 1	0- 0	AWAY	1- 0	3- 2	1- 0				
2- 0	0- 0	0- 0	NEUTRAL	1- 0	1- 0	0- 0				
12- 1	0- 0	1- 0	NON-CONFERENCE	4- 0	1- 1	6- 0				
10- 0	0- 0	1- 0	HOME	3- 0	0- 0	6- 0				
0- 1	0- 0	0- 0	AWAY	0- 0	0- 1	0- 0				
2- 0	0- 0	0- 0	NEUTRAL	1- 0	1- 0	0- 0				
9- 5	1- 3	0- 0	CONFERENCE	2- 1	5- 1	1- 0				
4- 3	1- 2	0- 0	HOME	1- 1	2- 0	0- 0				
5- 2	0- 1	0- 0	AWAY	1- 0	3- 1	1- 0				
0- 0	0- 0	0- 0	NEUTRAL	0- 0	0- 0	0- 0				

RPI 1-25				RPI 26-50				Team's RPI: 35				RPI 51-100				RPI 101+			
RPI	S	Opponent	Score	RPI	S	Opponent	Score	RPI	S	Opponent	Score	RPI	S	Opponent	Score	RPI	S	Opponent	Score
2	A	South Carolina	82 91	50	H	UT Martin	96 46	55	H	Tennessee	83 75	110	A	Auburn	86 70				
2	H	South Carolina	65 86					57	H	Belmont	91 60	120	A	Vanderbilt	100 66				
13	H	Texas A&M	77 84					59	H	Stony Brook	88 58	128	A	Florida	80 83				
22	H	Kentucky	103 85					65	A	Alabama	66 48	128	H	Florida	79 57				
								70	H	Georgia	55 64	137	A	California	80 84				
								84	N	Fordham	71 59	138	N	Wisconsin	68 64				
								94	H	Kansas St.	81 72	145	A	Missouri	85 81				
												145	H	Missouri	90 73				
												158	H	New Orleans	82 52				
												196	H	Little Rock	86 53				
												217	H	Oral Roberts	96 64				
												270	H	Tulsa	91 41				
												287	A	Ole Miss	108 64				
												338	H	Northwestern St.	99 39				
												342	H	McNeese	101 58				
LAST 10 Division I																			
128	A	Florida	80 83	145	A	Missouri	85 81												
55	H	Tennessee	83 75	65	A	Alabama	66 48												
287	A	Ole Miss	108 64	128	H	Florida	79 57												
22	H	Kentucky	103 85	70	H	Georgia	55 64												
2	H	South Carolina	65 86	120	A	Vanderbilt	100 66												

Non-Div I Games:

Arkansas

■ Loss, 
 ■ Non-Conf, S Site, 
 ■ Home 
 ■ Away 
 N Neutral

Average RPI Win:	263	WON-LOST	WINNING	LAST 10	STRENGTH OF	OPP. STRENGTH	TEAM	ADJ.	CONF.	ADJ CONF.
Average RPI Loss:	178	RECORD	PCT. RANK	GAMES	SCHEDULE	OF SCHEDULE	RPI	RPI	RPI	RPI
DIV. I ONLY	8- 17	280	2-8	200	266	258	258	21	21	
DIV. I NON-CONF.	2- 8	295	0	106	300	254	254	20	20	
TOTALS	RPI 1-25	RPI 26-50	W-L RECORDS	RPI 51-100	RPI 101-150	RPI 150+				
8- 17	0- 2	0- 1	OVERALL	1- 0	0- 3	7- 11				
5- 3	0- 0	0- 0	HOME	1- 0	0- 2	4- 1				
3- 13	0- 2	0- 1	AWAY	0- 0	0- 1	3- 9				
0- 1	0- 0	0- 0	NEUTRAL	0- 0	0- 0	0- 1				
2- 8	0- 2	0- 0	NON-CONFERENCE	0- 0	0- 1	2- 5				
1- 1	0- 0	0- 0	HOME	0- 0	0- 1	1- 0				
1- 6	0- 2	0- 0	AWAY	0- 0	0- 0	1- 4				
0- 1	0- 0	0- 0	NEUTRAL	0- 0	0- 0	0- 1				
6- 9	0- 0	0- 1	CONFERENCE	1- 0	0- 2	5- 6				
4- 2	0- 0	0- 0	HOME	1- 0	0- 1	3- 1				
2- 7	0- 0	0- 1	AWAY	0- 0	0- 1	2- 5				
0- 0	0- 0	0- 0	NEUTRAL	0- 0	0- 0	0- 0				

RPI 1-25				RPI 26-50				RPI 51-100				RPI 101+ Team's RPI: 258			
RPI	S	Opponent	Score	RPI	S	Opponent	Score	RPI	S	Opponent	Score	RPI	S	Opponent	Score
4	A	Baylor	43 111	47	A	Troy	64 79	78	H	Coastal Caro.	63 61	105	A	UT Arlington	44 71
20	A	DePaul	64 109									105	H	UT Arlington	62 89
												119	H	Southeast Mo. St.	67 79
												153	N	N.C. A&T	50 55
												192	A	Memphis	50 78
												196	A	Little Rock	58 67
												208	A	Louisiana	43 83
												229	A	Murray St.	62 77
												235	A	San Diego St.	71 62
												236	H	Appalachian St.	76 58
												247	A	South Alabama	71 87
												256	A	Texas St.	56 53
												256	H	Texas St.	69 83
												265	A	Louisiana Tech	54 67
												270	A	Tulsa	77 79
												298	A	Ga. Southern	67 80
												298	H	Ga. Southern	69 62
												313	A	Georgia St.	56 67
												313	H	Georgia St.	70 68
												335	H	Ark.-Pine Bluff	81 60
												350	A	La.-Monroe	54 53
LAST 10 Division I															
				47	A	Troy	64 79	313	A	Georgia St.	56 67				
				247	A	South Alabama	71 87	350	A	La.-Monroe	54 53				
				256	H	Texas St.	69 83	78	H	Coastal Caro.	63 61				
				105	H	UT Arlington	62 89	208	A	Louisiana	43 83				
				298	A	Ga. Southern	67 80	196	A	Little Rock	58 67				

Non-Div I Games: Central Baptist 88 63

Arkansas St.

■ Loss, 
 ■ Non-Conf, 
 ■ S Site, 
 ■ Home 
 ■ A Away 
 N Neutral



Average RPI Win: <b>278</b>	WON-LOST	WINNING	LAST 10	STRENGTH OF	OPP. STRENGTH	TEAM	ADJ.	CONF.	ADJ CONF.
Average RPI Loss: <b>145</b>	RECORD	PCT. RANK	GAMES	SCHEDULE	OF SCHEDULE	RPI	RPI	RPI	RPI
DIV. I ONLY	7- 19	297	2-8	199	193	294	294	15	15
DIV. I NON-CONF.	4- 7	225	0	205	274	240	240	15	15
TOTALS	RPI 1-25	RPI 26-50	W-L RECORDS	RPI 51-100	RPI 101-150	RPI 150+			
7- 19	0- 1	0- 1	OVERALL	0- 4	1- 5	6- 8			
5- 8	0- 1	0- 0	HOME	0- 1	1- 4	4- 2			
2- 11	0- 0	0- 1	AWAY	0- 3	0- 1	2- 6			
0- 0	0- 0	0- 0	NEUTRAL	0- 0	0- 0	0- 0			
4- 7	0- 1	0- 1	NON-CONFERENCE	0- 1	0- 2	4- 2			
2- 3	0- 1	0- 0	HOME	0- 0	0- 2	2- 0			
2- 4	0- 0	0- 1	AWAY	0- 1	0- 0	2- 2			
0- 0	0- 0	0- 0	NEUTRAL	0- 0	0- 0	0- 0			
3- 12	0- 0	0- 0	CONFERENCE	0- 3	1- 3	2- 6			
3- 5	0- 0	0- 0	HOME	0- 1	1- 2	2- 2			
0- 7	0- 0	0- 0	AWAY	0- 2	0- 1	0- 4			
0- 0	0- 0	0- 0	NEUTRAL	0- 0	0- 0	0- 0			

RPI 1-25				RPI 26-50				RPI 51-100				RPI 101+ Team's RPI: 294			
RPI	S	Opponent	Score	RPI	S	Opponent	Score	RPI	S	Opponent	Score	RPI	S	Opponent	Score
16	H	TCU	52 <b>66</b>	29	A	Arizona St.	51 <b>83</b>	60	A	Bucknell	46 <b>77</b>	117	H	William & Mary	65 <b>77</b>
								60	H	Bucknell	52 <b>63</b>	124	H	Holy Cross	61 48
								63	A	St. John's (NY)	60 <b>96</b>	125	H	Columbia	62 <b>71</b>
								88	A	Colgate	93 <b>100</b>	133	A	Lehigh	72 <b>89</b>
												133	H	Lehigh	65 <b>94</b>
												136	H	Boston U.	66 <b>72</b>
												174	A	Lafayette	58 <b>67</b>
												174	H	Lafayette	52 <b>57</b>
												182	A	American	57 <b>73</b>
												182	H	American	62 <b>67</b>
												206	A	Manhattan	56 <b>86</b>
												264	A	Loyola Maryland	59 <b>68</b>
												264	H	Loyola Maryland	75 55
												281	A	Air Force	68 66
												306	A	Navy	45 <b>57</b>
												306	H	Navy	62 52
												311	A	St. Francis Brooklyn	64 <b>70</b>
												317	A	Fairleigh Dickinson	70 68
												324	H	Bryant	81 75
												330	H	LIU Brooklyn	67 60
LAST 10 Division I															
306	H	Navy	62 52	133	H	Lehigh	65 <b>94</b>								
264	H	Loyola Maryland	75 55	60	A	Bucknell	46 <b>77</b>								
133	A	Lehigh	72 <b>89</b>	306	A	Navy	45 <b>57</b>								
174	A	Lafayette	58 <b>67</b>	174	H	Lafayette	52 <b>57</b>								
182	H	American	62 <b>67</b>	264	A	Loyola Maryland	59 <b>68</b>								

Non-Div I Games:

Army West Point

■ Loss, 
 ■ Non-Conf, 
 ■ S Site, 
 ■ Home 
 ■ Away 
 N Neutral

Average RPI Win: <b>177</b>	WON-LOST	WINNING	LAST 10	STRENGTH OF	OPP. STRENGTH	TEAM	ADJ.	CONF.	ADJ CONF.
Average RPI Loss: <b>50</b>	RECORD	PCT. RANK	GAMES	SCHEDULE	OF SCHEDULE	RPI	RPI	RPI	RPI
DIV. I ONLY	9- 16	255	3-7	7	47	110	110	4	4
DIV. I NON-CONF.	6- 5	151	0	20	139	69	69	5	5
-----									
TOTALS	RPI 1-25	RPI 26-50	W-L RECORDS	RPI 51-100	RPI 101-150	RPI 150+			
9- 16	0- 6	1- 3	OVERALL	1- 4	2- 3	5- 0			
7- 5	0- 1	1- 2	HOME	0- 1	2- 1	4- 0			
1- 9	0- 5	0- 0	AWAY	0- 2	0- 2	1- 0			
1- 2	0- 0	0- 1	NEUTRAL	1- 1	0- 0	0- 0			
6- 5	0- 1	0- 2	NON-CONFERENCE	1- 1	1- 1	4- 0			
4- 1	0- 0	0- 1	HOME	0- 0	1- 0	3- 0			
1- 2	0- 1	0- 0	AWAY	0- 0	0- 1	1- 0			
1- 2	0- 0	0- 1	NEUTRAL	1- 1	0- 0	0- 0			
3- 11	0- 5	1- 1	CONFERENCE	0- 3	1- 2	1- 0			
3- 4	0- 1	1- 1	HOME	0- 1	1- 1	1- 0			
0- 7	0- 4	0- 0	AWAY	0- 2	0- 1	0- 0			
0- 0	0- 0	0- 0	NEUTRAL	0- 0	0- 0	0- 0			

RPI 1-25				RPI 26-50				RPI 51-100				RPI 101+ Team's RPI: 110			
RPI	S	Opponent	Score	RPI	S	Opponent	Score	RPI	S	Opponent	Score	RPI	S	Opponent	Score
2	A	South Carolina	53 <b>79</b>	27	H	Old Dominion	77 <b>89</b>	52	N	Dayton	76 74	106	H	Bethune-Cookman	74 56
13	A	Texas A&M	54 <b>84</b>	28	N	Drake	82 <b>83</b>	58	N	Middle Tenn.	50 <b>73</b>	120	A	Vanderbilt	55 <b>77</b>
15	A	Mississippi St.	73 <b>78</b>	31	H	LSU	65 60	65	A	Alabama	64 <b>68</b>	120	H	Vanderbilt	70 62
15	H	Mississippi St.	85 <b>92</b>	35	H	Arkansas	70 <b>86</b>	65	H	Alabama	48 <b>75</b>	122	A	UAB	75 <b>80</b>
16	A	TCU	65 <b>80</b>					70	A	Georgia	50 <b>61</b>	128	H	Florida	63 <b>83</b>
22	A	Kentucky	61 <b>68</b>									225	H	Saint Joseph's	66 62
												247	A	South Alabama	82 62
												253	H	Jacksonville St.	62 53
												273	H	Wofford	84 82
												287	H	Ole Miss	59 43
-----															
LAST 10 Division I															
13	A	Texas A&M	54 <b>84</b>	120	H	Vanderbilt	70 62								
15	H	Mississippi St.	85 <b>92</b>	15	A	Mississippi St.	73 <b>78</b>								
31	H	LSU	65 60	22	A	Kentucky	61 <b>68</b>								
2	A	South Carolina	53 <b>79</b>	287	H	Ole Miss	59 43								
65	A	Alabama	64 <b>68</b>	70	A	Georgia	50 <b>61</b>								

Non-Div I Games:

Auburn

■ Loss, 
 ■ Non-Conf, S Site, 
 ■ Home 
 ■ Away 
 N Neutral

Average RPI Win:	270	WON-LOST	WINNING	LAST 10	STRENGTH OF	OPP. STRENGTH	TEAM	ADJ.	CONF.	ADJ CONF.
Average RPI Loss:	118	RECORD	PCT. RANK	GAMES	SCHEDULE	OF SCHEDULE	RPI	RPI	RPI	RPI
DIV. I ONLY	14- 11	143	6-4	259	264	179	179	20	20	
DIV. I NON-CONF.	7- 2	53	0	298	246	98	98	23	23	
TOTALS	RPI 1-25	RPI 26-50	W-L RECORDS	RPI 51-100	RPI 101-150	RPI 150+				
14- 11	0- 1	0- 2	OVERALL	1- 2	0- 2	13- 4				
6- 4	0- 0	0- 1	HOME	1- 1	0- 1	5- 1				
7- 7	0- 1	0- 1	AWAY	0- 1	0- 1	7- 3				
1- 0	0- 0	0- 0	NEUTRAL	0- 0	0- 0	1- 0				
7- 2	0- 1	0- 0	NON-CONFERENCE	1- 0	0- 0	6- 1				
2- 0	0- 0	0- 0	HOME	1- 0	0- 0	1- 0				
4- 2	0- 1	0- 0	AWAY	0- 0	0- 0	4- 1				
1- 0	0- 0	0- 0	NEUTRAL	0- 0	0- 0	1- 0				
7- 9	0- 0	0- 2	CONFERENCE	0- 2	0- 2	7- 3				
4- 4	0- 0	0- 1	HOME	0- 1	0- 1	4- 1				
3- 5	0- 0	0- 1	AWAY	0- 1	0- 1	3- 2				
0- 0	0- 0	0- 0	NEUTRAL	0- 0	0- 0	0- 0				

RPI 1-25				RPI 26-50				RPI 51-100				RPI 101+ Team's RPI: 179			
RPI	S	Opponent	Score	RPI	S	Opponent	Score	RPI	S	Opponent	Score	RPI	S	Opponent	Score
22	A	Kentucky	52 81	50	A	UT Martin	61 65	57	A	Belmont	46 69	119	A	Southeast Mo. St.	43 81
				50	H	UT Martin	61 69	57	H	Belmont	52 53	119	H	Southeast Mo. St.	66 79
								86	H	Illinois St.	77 72	167	N	Binghamton	80 63
												189	A	Illinois	62 76
												196	A	Chattanooga	50 49
												211	A	Tennessee Tech	49 58
												214	A	Eastern Ill.	72 73
												214	H	Eastern Ill.	47 76
												229	H	Murray St.	69 61
												248	A	Alabama A&M	67 61
												253	A	Jacksonville St.	63 57
												285	H	Eastern Ky.	69 53
												303	A	FIU	58 56
												320	H	Evansville	80 64
												334	A	Tennessee St.	87 55
												334	H	Tennessee St.	76 58
												340	A	SIUE	79 62
												340	H	SIUE	74 61
												351	A	Mississippi Val.	100 82
LAST 10 Division I															
214	A	Eastern Ill.	72 73	334	A	Tennessee St.	87 55								
340	A	SIUE	79 62	214	H	Eastern Ill.	47 76								
285	H	Eastern Ky.	69 53	340	H	SIUE	74 61								
229	H	Murray St.	69 61	57	H	Belmont	52 53								
57	A	Belmont	46 69	334	H	Tennessee St.	76 58								

Non-Div I Games: Christian Bros. 82 62 Ky. Wesleyan 103 70

Austin Peay

■ Loss, 
 ■ Non-Conf, S Site, 
 ■ Home 
 ■ Away 
 N Neutral

Average RPI Win:	184	WON-LOST	WINNING	LAST 10	STRENGTH OF	OPP. STRENGTH	TEAM	ADJ.	CONF.	ADJ CONF.
Average RPI Loss:	87	RECORD	PCT. RANK	GAMES	SCHEDULE	OF SCHEDULE	RPI	RPI	RPI	RPI
DIV. I ONLY	15- 10	105	7-3	80	87	79	79	11	11	
DIV. I NON-CONF.	4- 5	195	0	87	37	131	131	12	12	
TOTALS	RPI 1-25	RPI 26-50	W-L RECORDS	RPI 51-100	RPI 101-150	RPI 150+				
15- 10	0- 3	0- 1	OVERALL	1- 1	4- 4	10- 1				
7- 3	0- 1	0- 0	HOME	0- 0	2- 2	5- 0				
7- 6	0- 1	0- 1	AWAY	1- 1	2- 2	4- 1				
1- 1	0- 1	0- 0	NEUTRAL	0- 0	0- 0	1- 0				
4- 5	0- 1	0- 1	NON-CONFERENCE	1- 1	0- 2	3- 0				
2- 1	0- 0	0- 0	HOME	0- 0	0- 1	2- 0				
1- 3	0- 0	0- 1	AWAY	1- 1	0- 1	0- 0				
1- 1	0- 1	0- 0	NEUTRAL	0- 0	0- 0	1- 0				
11- 5	0- 2	0- 0	CONFERENCE	0- 0	4- 2	7- 1				
5- 2	0- 1	0- 0	HOME	0- 0	2- 1	3- 0				
6- 3	0- 1	0- 0	AWAY	0- 0	2- 1	4- 1				
0- 0	0- 0	0- 0	NEUTRAL	0- 0	0- 0	0- 0				

RPI S	Opponent	Score	RPI S	Opponent	Score	RPI S	Opponent	Score	RPI S	Opponent	Score
12 A	Gonzaga	44 59	29 A	Arizona St.	52 60	73 A	Fresno St.	71 65	107 H	Utah	73 77
12 H	Gonzaga	43 55				100 A	Boise St.	55 66	108 A	Washington St.	50 67
17 N	Oregon St.	34 65							112 A	San Diego	45 51
									112 H	San Diego	52 36
									115 A	Pacific	76 66
									115 H	Pacific	65 54
									139 A	Portland	66 54
									139 H	Portland	48 57
									163 N	San Jose St.	75 56
									166 A	Saint Mary's (CA)	65 55
									166 H	Saint Mary's (CA)	60 39
									195 A	Pepperdine	65 47
									204 A	Santa Clara	60 51
									204 H	Santa Clara	71 48
									233 A	San Francisco	58 60
									233 H	San Francisco	57 44
									282 H	Utah St.	67 50
									293 A	LMU (CA)	59 44
									302 H	Utah Valley	71 57
LAST 10 Division I											
233 A	San Francisco	58 60	12 A	Gonzaga	44 59						
204 A	Santa Clara	60 51	139 A	Portland	66 54						
115 H	Pacific	65 54	204 H	Santa Clara	71 48						
166 H	Saint Mary's (CA)	60 39	233 H	San Francisco	57 44						
112 A	San Diego	45 51	166 A	Saint Mary's (CA)	65 55						

Non-Div I Games: Tex. A&amp;M-Kingsville90 38

BYU

Loss, Non-Conf, S Site, H Home A Away N Neutral

Average RPI Win:	186	WON-LOST	WINNING	LAST 10	STRENGTH OF	OPP. STRENGTH	TEAM	ADJ.	CONF.	ADJ CONF.
Average RPI Loss:	80	RECORD	PCT. RANK	GAMES	SCHEDULE	OF SCHEDULE	RPI	RPI	RPI	RPI
DIV. I ONLY	17- 8	67	7-3	148	101	71	71	10	10	
DIV. I NON-CONF.	7- 4	100	0	224	90	119	119	9	9	
TOTALS	RPI 1-25	RPI 26-50	W-L RECORDS	RPI 51-100	RPI 101-150	RPI 150+				
17- 8	0- 1	0- 2	OVERALL	1- 2	5- 2	11- 1				
9- 1	0- 0	0- 1	HOME	1- 0	3- 0	5- 0				
5- 6	0- 1	0- 1	AWAY	0- 2	1- 1	4- 1				
3- 1	0- 0	0- 0	NEUTRAL	0- 0	1- 1	2- 0				
7- 4	0- 0	0- 1	NON-CONFERENCE	1- 2	1- 1	5- 0				
2- 1	0- 0	0- 1	HOME	1- 0	0- 0	1- 0				
2- 2	0- 0	0- 0	AWAY	0- 2	0- 0	2- 0				
3- 1	0- 0	0- 0	NEUTRAL	0- 0	1- 1	2- 0				
10- 4	0- 1	0- 1	CONFERENCE	0- 0	4- 1	6- 1				
7- 0	0- 0	0- 0	HOME	0- 0	3- 0	4- 0				
3- 4	0- 1	0- 1	AWAY	0- 0	1- 1	2- 1				
0- 0	0- 0	0- 0	NEUTRAL	0- 0	0- 0	0- 0				

RPI 1-25				RPI 26-50				RPI 51-100 Team's RPI: 71				RPI 101+			
RPI	S	Opponent	Score	RPI	S	Opponent	Score	RPI	S	Opponent	Score	RPI	S	Opponent	Score
18	A	Central Mich.	39 66	33	H	Western Ky.	86 91	64	A	IUPUI	48 65	103	A	Kent St.	68 69
				48	A	Ohio	71 79	74	A	Cincinnati	56 63	103	H	Kent St.	66 62
								89	H	Butler	74 70	133	N	Lehigh	54 52
												138	N	Wisconsin	56 67
												144	A	Buffalo	69 58
												144	H	Buffalo	69 65
												150	H	Western Mich.	68 65
												151	H	Akron	60 52
												159	A	Eastern Mich.	58 61
												159	H	Eastern Mich.	59 54
												170	N	Providence	52 51
												172	A	Toledo	60 58
												180	H	Northern Ill.	97 89
												198	H	Miami (OH)	80 63
												222	A	New Mexico	70 57
												254	H	Xavier	70 49
												261	A	Bowling Green	86 80
												293	N	LMU (CA)	77 72
												336	A	Purdue Fort Wayne	83 52
LAST 10 Division I															
159	A	Eastern Mich.	58 61	150	H	Western Mich.	68 65								
180	H	Northern Ill.	97 89	103	A	Kent St.	68 69								
144	A	Buffalo	69 58	198	H	Miami (OH)	80 63								
172	A	Toledo	60 58	144	H	Buffalo	69 65								
151	H	Akron	60 52	48	A	Ohio	71 79								

Non-Div I Games: Urbana 84 49

Ball St.

■ Loss, 
 ■ Non-Conf, S Site, 
 ■ Home 
 ■ Away 
 N Neutral

Average RPI Win:	118	WON-LOST	WINNING	LAST 10	STRENGTH OF	OPP. STRENGTH	TEAM	ADJ.	CONF.	ADJ CONF.
Average RPI Loss:	2	RECORD	PCT. RANK	GAMES	SCHEDULE	OF SCHEDULE	RPI	RPI	RPI	RPI
DIV. I ONLY	26- 1	2	10-0	49	2	4	4	3	3	
DIV. I NON-CONF.	11- 1	13	0	198	11	40	40	3	3	
TOTALS	RPI 1-25	RPI 26-50	W-L RECORDS	RPI 51-100	RPI 101-150	RPI 150+				
26- 1	4- 1	2- 0	OVERALL	9- 0	5- 0	6- 0				
15- 0	1- 0	1- 0	HOME	5- 0	2- 0	6- 0				
9- 0	2- 0	1- 0	AWAY	4- 0	2- 0	0- 0				
2- 1	1- 1	0- 0	NEUTRAL	0- 0	1- 0	0- 0				
11- 1	2- 1	0- 0	NON-CONFERENCE	2- 0	1- 0	6- 0				
8- 0	0- 0	0- 0	HOME	2- 0	0- 0	6- 0				
1- 0	1- 0	0- 0	AWAY	0- 0	0- 0	0- 0				
2- 1	1- 1	0- 0	NEUTRAL	0- 0	1- 0	0- 0				
15- 0	2- 0	2- 0	CONFERENCE	7- 0	4- 0	0- 0				
7- 0	1- 0	1- 0	HOME	3- 0	2- 0	0- 0				
8- 0	1- 0	1- 0	AWAY	4- 0	2- 0	0- 0				
0- 0	0- 0	0- 0	NEUTRAL	0- 0	0- 0	0- 0				

RPI 1-25				Team's RPI: 4				RPI 26-50				RPI 51-100				RPI 101+			
RPI	S	Opponent	Score					RPI	S	Opponent	Score	RPI	S	Opponent	Score	RPI	S	Opponent	Score
2	N	South Carolina	59 74					46	A	Oklahoma St.	69 42	51	H	Iowa St.	83 62	108	N	Washington St.	89 66
6	A	UConn	74 58					46	H	Oklahoma St.	94 48	54	A	Texas	64 44	121	A	Kansas	90 47
16	A	TCU	66 57									56	A	Oklahoma	77 56	121	H	Kansas	97 44
16	H	TCU	81 62									56	H	Oklahoma	101 69	135	A	Texas Tech	77 62
19	N	Indiana	77 62									62	A	West Virginia	64 39	135	H	Texas Tech	87 79
												62	H	West Virginia	91 51	258	H	Arkansas St.	111 43
												69	H	South Fla.	58 46	268	H	New Hampshire	97 29
												70	H	Georgia	72 38	271	H	Lamar University	90 28
												94	A	Kansas St.	54 40	279	H	Morehead St.	94 47
																316	H	Houston Baptist	112 42
																344	H	Grambling	120 46
LAST 10 Division I																			
								62	A	West Virginia	64 39	94	A	Kansas St.	54 40				
								56	H	Oklahoma	101 69	121	H	Kansas	97 44				
								135	A	Texas Tech	77 62	54	A	Texas	64 44				
								46	A	Oklahoma St.	69 42	51	H	Iowa St.	83 62				
								16	H	TCU	81 62	135	H	Texas Tech	87 79				

Non-Div I Games:

Baylor

■ Loss, 
 ■ Non-Conf, S Site, 
 ■ Home 
 ■ Away 
 N Neutral

# Belmont

Through Games Of Feb. 24, 2020

Average RPI Win:	218	WON-LOST	WINNING	LAST 10	STRENGTH OF	OPP. STRENGTH	TEAM	ADJ.	CONF.	ADJ CONF.
Average RPI Loss:	78	RECORD	PCT. RANK	GAMES	SCHEDULE	OF SCHEDULE	RPI	RPI	RPI	RPI
DIV. I ONLY	19- 8	56	9-1	113	177	57	57	20	20	
DIV. I NON-CONF.	5- 6	187	0	21	12	77	77	23	23	
TOTALS	RPI 1-25	RPI 26-50	W-L RECORDS	RPI 51-100	RPI 101-150	RPI 150+				
19- 8	0- 1	1- 5	OVERALL	1- 0	1- 0	16- 2				
12- 0	0- 0	1- 0	HOME	1- 0	0- 0	10- 0				
7- 6	0- 0	0- 4	AWAY	0- 0	1- 0	6- 2				
0- 2	0- 1	0- 1	NEUTRAL	0- 0	0- 0	0- 0				
5- 6	0- 1	1- 4	NON-CONFERENCE	1- 0	0- 0	3- 1				
4- 0	0- 0	1- 0	HOME	1- 0	0- 0	2- 0				
1- 4	0- 0	0- 3	AWAY	0- 0	0- 0	1- 1				
0- 2	0- 1	0- 1	NEUTRAL	0- 0	0- 0	0- 0				
14- 2	0- 0	0- 1	CONFERENCE	0- 0	1- 0	13- 1				
8- 0	0- 0	0- 0	HOME	0- 0	0- 0	8- 0				
6- 2	0- 0	0- 1	AWAY	0- 0	1- 0	5- 1				
0- 0	0- 0	0- 0	NEUTRAL	0- 0	0- 0	0- 0				

RPI 1-25				RPI 26-50				RPI 51-100				Team's RPI: 57		RPI 101+			
RPI	S	Opponent	Score	RPI	S	Opponent	Score	RPI	S	Opponent	Score			RPI	S	Opponent	Score
3	N	Maryland	26 90	33	A	Western Ky.	46 77	58	H	Middle Tenn.	68 57			119	A	Southeast Mo. St.	57 45
				35	A	Arkansas	60 91							172	A	Toledo	48 53
				37	A	Marquette	51 53							179	A	Austin Peay	53 52
				38	N	Virginia Tech	58 60							179	H	Austin Peay	69 46
				39	H	UCF	72 37							186	H	Northern Ky.	62 45
				50	A	UT Martin	57 74							196	H	Chattanooga	63 50
														211	A	Tennessee Tech	59 47
														214	H	Eastern Ill.	69 45
														229	A	Murray St.	86 56
														229	H	Murray St.	70 53
														252	A	Lipscomb	69 68
														253	A	Jacksonville St.	41 60
														253	H	Jacksonville St.	61 49
														279	A	Morehead St.	63 56
														279	H	Morehead St.	71 62
														285	A	Eastern Ky.	85 46
														285	H	Eastern Ky.	68 48
														334	H	Tennessee St.	70 58
														340	H	SIUE	69 48
LAST 10 Division I																	
				285	A	Eastern Ky.	85 46					229	H	Murray St.	70 53		
				279	A	Morehead St.	63 56					253	A	Jacksonville St.	41 60		
				253	H	Jacksonville St.	61 49					211	A	Tennessee Tech	59 47		
				334	H	Tennessee St.	70 58					179	A	Austin Peay	53 52		
				179	H	Austin Peay	69 46					229	A	Murray St.	86 56		

Non-Div I Games:

Belmont

Loss, Non-Conf, S Site, H Home A Away N Neutral

## Bethune-Cookman

Through Games Of Feb. 24, 2020

Average RPI Win:	266	WON-LOST	WINNING	LAST 10	STRENGTH OF	OPP. STRENGTH	TEAM	ADJ.	CONF.	ADJ CONF.
Average RPI Loss:	83	RECORD	PCT. RANK	GAMES	SCHEDULE	OF SCHEDULE	RPI	RPI	RPI	RPI
DIV. I ONLY	19- 5	31	10-0	300	294	106	106	29	29	
DIV. I NON-CONF.	6- 4	123	0	240	104	136	136	29	29	
TOTALS	RPI 1-25	RPI 26-50	W-L RECORDS	RPI 51-100	RPI 101-150	RPI 150+				
19- 5	0- 1	0- 1	OVERALL	0- 1	0- 1	19- 1				
8- 2	0- 1	0- 1	HOME	0- 0	0- 0	8- 0				
10- 3	0- 0	0- 0	AWAY	0- 1	0- 1	10- 1				
1- 0	0- 0	0- 0	NEUTRAL	0- 0	0- 0	1- 0				
6- 4	0- 1	0- 1	NON-CONFERENCE	0- 1	0- 1	6- 0				
1- 2	0- 1	0- 1	HOME	0- 0	0- 0	1- 0				
4- 2	0- 0	0- 0	AWAY	0- 1	0- 1	4- 0				
1- 0	0- 0	0- 0	NEUTRAL	0- 0	0- 0	1- 0				
13- 1	0- 0	0- 0	CONFERENCE	0- 0	0- 0	13- 1				
7- 0	0- 0	0- 0	HOME	0- 0	0- 0	7- 0				
6- 1	0- 0	0- 0	AWAY	0- 0	0- 0	6- 1				
0- 0	0- 0	0- 0	NEUTRAL	0- 0	0- 0	0- 0				

RPI 1-25				RPI 26-50				RPI 51-100				RPI 101+ Team's RPI: 106			
RPI	S	Opponent	Score	RPI	S	Opponent	Score	RPI	S	Opponent	Score	RPI	S	Opponent	Score
18	H	Central Mich.	67 92	47	H	Troy	62 68	65	A	Alabama	49 60	110	A	Auburn	56 74
												153	A	N.C. A&T	69 58
												153	H	N.C. A&T	70 50
												169	A	Jacksonville	53 52
												175	A	Norfolk St.	51 61
												175	H	Norfolk St.	68 62
												213	A	Stetson	59 55
												236	N	Appalachian St.	61 44
												240	H	Morgan St.	74 65
												249	A	Howard	75 59
												249	H	Howard	88 59
												262	A	Delaware St.	66 55
												298	H	Ga. Southern	75 57
												303	A	FIU	65 60
												307	H	N.C. Central	73 52
												325	A	UMES	62 53
												331	H	Coppin St.	82 51
												341	A	Florida A&M	78 57
												345	A	Charleston So.	81 41
												349	A	South Carolina St.	66 55
												349	H	South Carolina St.	86 70
LAST 10 Division I															
				175	H	Norfolk St.	68 62	153	H	N.C. A&T	70 50				
				349	H	South Carolina St.	86 70	341	A	Florida A&M	78 57				
				262	A	Delaware St.	66 55	349	A	South Carolina St.	66 55				
				325	A	UMES	62 53	153	A	N.C. A&T	69 58				
				249	H	Howard	88 59	307	H	N.C. Central	73 52				

Non-Div I Games: Edward Waters 79 46 Palm Beach Atl. 68 45

Bethune-Cookman

■ Loss, 
 ■ Non-Conf, 
 ■ S Site, 
 ■ H Home 
 ■ A Away 
 N Neutral



[illegible]

■ Loss, ■ Non-Conf, S Site, H Home A Away N Neutral

Average RPI Win:	226	WON-LOST	WINNING	LAST 10	STRENGTH OF	OPP. STRENGTH	TEAM	ADJ.	CONF.	ADJ CONF.
Average RPI Loss:	116	RECORD	PCT. RANK	GAMES	SCHEDULE	OF SCHEDULE	RPI	RPI	RPI	RPI
DIV. I ONLY	19- 9	70	7-3	158	158	100	100	17	17	
DIV. I NON-CONF.	6- 4	123	0	67	28	83	83	21	21	
TOTALS	RPI 1-25	RPI 26-50	W-L RECORDS	RPI 51-100	RPI 101-150	RPI 150+				
19- 9	0- 3	0- 0	OVERALL	1- 1	1- 1	17- 4				
11- 4	0- 1	0- 0	HOME	1- 1	0- 1	10- 1				
8- 5	0- 2	0- 0	AWAY	0- 0	1- 0	7- 3				
0- 0	0- 0	0- 0	NEUTRAL	0- 0	0- 0	0- 0				
6- 4	0- 3	0- 0	NON-CONFERENCE	1- 0	1- 1	4- 0				
4- 2	0- 1	0- 0	HOME	1- 0	0- 1	3- 0				
2- 2	0- 2	0- 0	AWAY	0- 0	1- 0	1- 0				
0- 0	0- 0	0- 0	NEUTRAL	0- 0	0- 0	0- 0				
13- 5	0- 0	0- 0	CONFERENCE	0- 1	0- 0	13- 4				
7- 2	0- 0	0- 0	HOME	0- 1	0- 0	7- 1				
6- 3	0- 0	0- 0	AWAY	0- 0	0- 0	6- 3				
0- 0	0- 0	0- 0	NEUTRAL	0- 0	0- 0	0- 0				

RPI 1-25			RPI 26-50			RPI 51-100			Team's RPI: 100	RPI 101+		
RPI	S	Opponent	Score	RPI	S	Opponent	Score	RPI	S	Opponent	Score	
5	A	Louisville	82 98					73	H	Fresno St.	80 85	108 H Washington St. 68 80
10	H	Missouri St.	69 72					79	H	BYU	66 55	122 A UAB 83 81
16	A	TCU	65 77									163 A San Jose St. 61 74
												163 H San Jose St. 85 67
												181 A Wyoming 68 73
												181 H Wyoming 67 48
												195 H Pepperdine 76 74
												206 A UNLV 65 66
												206 H UNLV 81 52
												215 H Portland St. 82 57
												222 A New Mexico 95 76
												222 H New Mexico 83 82
												235 A San Diego St. 69 67
												235 H San Diego St. 86 72
												246 A Nevada 83 72
												246 H Nevada 54 40
												276 A Colorado St. 72 69
												281 A Air Force 74 69
												281 H Air Force 70 61
												282 A Utah St. 65 59
												282 H Utah St. 56 58
												300 A Eastern Wash. 63 61
												302 H Utah Valley 77 69
LAST 10 Division I												
206	H	UNLV	81 52	282	H	Utah St.	56 58					
222	A	New Mexico	95 76	181	H	Wyoming	67 48					
163	H	San Jose St.	85 67	246	A	Nevada	83 72					
235	A	San Diego St.	69 67	163	A	San Jose St.	61 74					
281	A	Air Force	74 69	73	H	Fresno St.	80 85					

Non-Div I Games: Lewis-Clark St. 88 34 Western Ore. 75 32

Boise St.

■ Loss, 
 ■ Non-Conf, S Site, 
 ■ Home 
 ■ Away 
 N Neutral

Average RPI Win:	168	WON-LOST	WINNING	LAST 10	STRENGTH OF	OPP. STRENGTH	TEAM	ADJ.	CONF.	ADJ CONF.
Average RPI Loss:	58	RECORD	PCT. RANK	GAMES	SCHEDULE	OF SCHEDULE	RPI	RPI	RPI	RPI
DIV. I ONLY	17- 10	88	8-2	91	53	81	81	5	5	
DIV. I NON-CONF.	7- 4	100	0	102	145	80	80	4	4	
TOTALS	RPI 1-25	RPI 26-50	W-L RECORDS	RPI 51-100	RPI 101-150	RPI 150+				
17- 10	0- 4	1- 3	OVERALL	1- 1	7- 1	8- 1				
10- 4	0- 2	0- 1	HOME	0- 1	5- 0	5- 0				
6- 5	0- 2	1- 1	AWAY	1- 0	2- 1	2- 1				
1- 1	0- 0	0- 1	NEUTRAL	0- 0	0- 0	1- 0				
7- 4	0- 1	0- 1	NON-CONFERENCE	0- 0	2- 1	5- 1				
5- 0	0- 0	0- 0	HOME	0- 0	1- 0	4- 0				
1- 3	0- 1	0- 0	AWAY	0- 0	1- 1	0- 1				
1- 1	0- 0	0- 1	NEUTRAL	0- 0	0- 0	1- 0				
10- 6	0- 3	1- 2	CONFERENCE	1- 1	5- 0	3- 0				
5- 4	0- 2	0- 1	HOME	0- 1	4- 0	1- 0				
5- 2	0- 1	1- 1	AWAY	1- 0	1- 0	2- 0				
0- 0	0- 0	0- 0	NEUTRAL	0- 0	0- 0	0- 0				

RPI 1-25				RPI 26-50				RPI 51-100				Team's RPI: 81	RPI 101+			
RPI	S	Opponent	Score	RPI	S	Opponent	Score	RPI	S	Opponent	Score		RPI	S	Opponent	Score
5	H	Louisville	70 81	26	A	Florida St.	65 56	67	A	Georgia Tech	55 48		101	H	Miami (FL)	75 64
7	A	Northwestern	63 66	38	A	Virginia Tech	49 70	98	H	Syracuse	79 89		102	H	VCU	87 52
23	H	NC State	54 72	45	H	Virginia	52 69						111	H	Wake Forest	67 54
25	A	Duke	73 85	49	N	Charlotte	68 84						113	H	North Carolina	93 75
													116	A	Notre Dame	75 65
													116	H	Notre Dame	56 55
													124	A	Holy Cross	71 80
													136	A	Boston U.	88 57
													157	N	Tulane	89 76
													170	A	Providence	60 76
													209	H	Rhode Island	66 55
													223	A	Clemson	70 68
													237	H	UMass Lowell	89 46
													262	H	Delaware St.	109 69
													286	A	Pittsburgh	79 70
													286	H	Pittsburgh	70 59
													311	H	St. Francis Brooklyn	106 69
LAST 10 Division I																
101	H	Miami (FL)	75 64	98	H	Syracuse	79 89									
286	H	Pittsburgh	70 59	111	H	Wake Forest	67 54									
113	H	North Carolina	93 75	26	A	Florida St.	65 56									
116	H	Notre Dame	56 55	38	A	Virginia Tech	49 70									
223	A	Clemson	70 68	67	A	Georgia Tech	55 48									

Non-Div I Games:

Boston College

■ Loss, 
 ■ Non-Conf, 
 ■ S Site, 
 ■ H Home 
 ■ A Away 
 N Neutral

Average RPI Win: <b>196</b>	WON-LOST	WINNING	LAST 10	STRENGTH OF	OPP. STRENGTH	TEAM	ADJ.	CONF.	ADJ CONF.
Average RPI Loss: <b>143</b>	RECORD	PCT. RANK	GAMES	SCHEDULE	OF SCHEDULE	RPI	RPI	RPI	RPI
DIV. I ONLY	15- 11	134	7-3	167	152	136	136	15	15
DIV. I NON-CONF.	5- 6	187	0	157	124	181	181	15	15
TOTALS	RPI 1-25	RPI 26-50	W-L RECORDS	RPI 51-100	RPI 101-150	RPI 150+			
15- 11	0- 0	0- 0	OVERALL	2- 4	3- 3	10- 4			
8- 5	0- 0	0- 0	HOME	1- 4	2- 1	5- 0			
7- 6	0- 0	0- 0	AWAY	1- 0	1- 2	5- 4			
0- 0	0- 0	0- 0	NEUTRAL	0- 0	0- 0	0- 0			
5- 6	0- 0	0- 0	NON-CONFERENCE	0- 3	1- 2	4- 1			
2- 4	0- 0	0- 0	HOME	0- 3	1- 1	1- 0			
3- 2	0- 0	0- 0	AWAY	0- 0	0- 1	3- 1			
0- 0	0- 0	0- 0	NEUTRAL	0- 0	0- 0	0- 0			
10- 5	0- 0	0- 0	CONFERENCE	2- 1	2- 1	6- 3			
6- 1	0- 0	0- 0	HOME	1- 1	1- 0	4- 0			
4- 4	0- 0	0- 0	AWAY	1- 0	1- 1	2- 3			
0- 0	0- 0	0- 0	NEUTRAL	0- 0	0- 0	0- 0			

RPI S	Opponent	Score	RPI S	Opponent	Score	RPI S	Opponent	Score	RPI S	Opponent	Score	Team's RPI: 136
						60	H Bucknell	52 48	124	A Holy Cross	62 51	
						61	H Marist	75 89	124	H Holy Cross	76 70	
						81	H Boston College	57 88	127	H Northeastern	72 56	
						88	A Colgate	60 58	133	A Lehigh	34 51	
						88	H Colgate	61 70	137	A California	62 73	
						97	H Harvard	39 66	148	H Massachusetts	45 58	
									161	A UC Davis	68 75	
									164	H Dartmouth	74 56	
									174	A Lafayette	57 59	
									174	H Lafayette	47 40	
									182	A American	54 55	
									182	H American	59 44	
									187	A Maine	62 49	
									264	A Loyola Maryland	41 39	
									264	H Loyola Maryland	44 42	
									268	A New Hampshire	78 64	
									294	A Army West Point	72 66	
									306	A Navy	41 46	
									306	H Navy	71 56	
									319	A Albany (NY)	60 58	
LAST 10 Division I												
			182	A American	54 55	60	H Bucknell	52 48				
			174	H Lafayette	47 40	264	A Loyola Maryland	41 39				
			306	H Navy	71 56	124	H Holy Cross	76 70				
			88	A Colgate	60 58	306	A Navy	41 46				
			124	A Holy Cross	62 51	88	H Colgate	61 70				

Non-Div I Games:

Boston U.

## Bowling Green

Through Games Of Feb. 24, 2020

Average RPI Win:	232	WON-LOST	WINNING	LAST 10	STRENGTH OF	OPP. STRENGTH	TEAM	ADJ.	CONF.	ADJ CONF.
Average RPI Loss:	133	RECORD	PCT. RANK	GAMES	SCHEDULE	OF SCHEDULE	RPI	RPI	RPI	RPI
DIV. I ONLY	6- 18	311	1-9	124	154	261	261	10	10	
DIV. I NON-CONF.	5- 5	164	0	182	281	152	152	9	9	
TOTALS	RPI 1-25	RPI 26-50	W-L RECORDS	RPI 51-100	RPI 101-150	RPI 150+				
6- 18	0- 1	0- 2	OVERALL	0- 1	1- 7	5- 7				
3- 6	0- 0	0- 0	HOME	0- 1	1- 1	2- 4				
2- 10	0- 1	0- 2	AWAY	0- 0	0- 5	2- 2				
1- 2	0- 0	0- 0	NEUTRAL	0- 0	0- 1	1- 1				
5- 5	0- 0	0- 1	NON-CONFERENCE	0- 0	0- 3	5- 1				
2- 0	0- 0	0- 0	HOME	0- 0	0- 0	2- 0				
2- 3	0- 0	0- 1	AWAY	0- 0	0- 2	2- 0				
1- 2	0- 0	0- 0	NEUTRAL	0- 0	0- 1	1- 1				
1- 13	0- 1	0- 1	CONFERENCE	0- 1	1- 4	0- 6				
1- 6	0- 0	0- 0	HOME	0- 1	1- 1	0- 4				
0- 7	0- 1	0- 1	AWAY	0- 0	0- 3	0- 2				
0- 0	0- 0	0- 0	NEUTRAL	0- 0	0- 0	0- 0				

RPI 1-25				RPI 26-50				RPI 51-100				RPI 101+ Team's RPI: 261			
RPI	S	Opponent	Score	RPI	S	Opponent	Score	RPI	S	Opponent	Score	RPI	S	Opponent	Score
18	A	Central Mich.	75 82	41	A	Purdue	74 81	71	H	Ball St.	80 86	103	A	Kent St.	47 61
				48	A	Ohio	69 79					130	N	Green Bay	54 73
												144	A	Buffalo	59 65
												144	H	Buffalo	56 62
												147	A	Loyola Chicago	76 84
												149	A	Valparaiso	90 95
												150	A	Western Mich.	55 69
												150	H	Western Mich.	72 63
												151	H	Akron	73 76
												159	A	Eastern Mich.	61 78
												159	H	Eastern Mich.	58 70
												172	A	Toledo	72 79
												180	H	Northern Ill.	87 92
												198	H	Miami (OH)	59 80
												202	H	Cleveland St.	89 62
												228	A	Marshall	82 69
												233	N	San Francisco	56 64
												238	A	Milwaukee	63 51
												279	H	Morehead St.	79 65
												295	N	California Baptist	98 60
LAST 10 Division I															
144	H	Buffalo	56 62	103	A	Kent St.	47 61								
150	A	Western Mich.	55 69	198	H	Miami (OH)	59 80								
18	A	Central Mich.	75 82	48	A	Ohio	69 79								
159	H	Eastern Mich.	58 70	150	H	Western Mich.	72 63								
180	H	Northern Ill.	87 92	172	A	Toledo	72 79								

Non-Div I Games: Davis &amp; Elkins 91 52 Notre Dame (OH) 88 54

Bowling Green

Loss, Non-Conf, S Site, H Home A Away N Neutral

Average RPI Win: 177		WON-LOST	WINNING	LAST 10	STRENGTH OF	OPP. STRENGTH	TEAM	ADJ.	CONF.	ADJ CONF.
Average RPI Loss: 58		RECORD	PCT. RANK	GAMES	SCHEDULE	OF SCHEDULE	RPI	RPI	RPI	RPI
DIV. I ONLY		18- 6	42	6-4	103	100	36	36	8	8
DIV. I NON-CONF.		8- 2	51	0	261	142	86	86	7	7
TOTALS		RPI 1-25	RPI 26-50		W-L RECORDS		RPI 51-100	RPI 101-150	RPI 150+	
18- 6	0- 1	1- 2		OVERALL		3- 2	5- 1	9- 0		
10- 0	0- 0	1- 0		HOME		2- 0	2- 0	5- 0		
5- 5	0- 1	0- 2		AWAY		1- 2	2- 0	2- 0		
3- 1	0- 0	0- 0		NEUTRAL		0- 0	1- 1	2- 0		
8- 2	0- 0	0- 1		NON-CONFERENCE		0- 0	1- 1	7- 0		
3- 0	0- 0	0- 0		HOME		0- 0	0- 0	3- 0		
2- 1	0- 0	0- 1		AWAY		0- 0	0- 0	2- 0		
3- 1	0- 0	0- 0		NEUTRAL		0- 0	1- 1	2- 0		
10- 4	0- 1	1- 1		CONFERENCE		3- 2	4- 0	2- 0		
7- 0	0- 0	1- 0		HOME		2- 0	2- 0	2- 0		
3- 4	0- 1	0- 1		AWAY		1- 2	2- 0	0- 0		
0- 0	0- 0	0- 0		NEUTRAL		0- 0	0- 0	0- 0		

RPI 1-25				RPI 26-50				Team's RPI: 36	RPI 51-100				RPI 101+			
RPI	S	Opponent	Score	RPI	S	Opponent	Score		RPI	S	Opponent	Score	RPI	S	Opponent	Score
10	A	Missouri St.	56 90	28	A	Drake	72 85		75	A	UNI	57 64	104	N	Liberty	63 75
				28	H	Drake	77 76		75	H	UNI	61 47	114	N	Richmond	61 57
				30	A	Michigan	57 77		86	A	Illinois St.	66 62	147	A	Loyola Chicago	60 47
									86	H	Illinois St.	76 61	147	H	Loyola Chicago	71 50
									99	A	Southern Ill.	50 64	149	A	Valparaiso	75 61
													149	H	Valparaiso	90 69
													152	H	Jackson St.	78 69
													193	A	Western Ill.	84 49
													198	H	Miami (OH)	79 68
													232	N	George Mason	61 59
													267	H	North Dakota St.	70 64
													272	H	Indiana St.	91 75
													277	A	Oakland	74 58
													300	N	Eastern Wash.	66 46
													320	H	Evansville	82 51
LAST 10 Division I																
75	A	UNI	57 64	99	A	Southern Ill.	50 64									
28	A	Drake	72 85	10	A	Missouri St.	56 90									
147	H	Loyola Chicago	71 50	28	H	Drake	77 76									
149	H	Valparaiso	90 69	75	H	UNI	61 47									
86	A	Illinois St.	66 62	149	A	Valparaiso	75 61									

Non-Div I Games: Eureka 101 39

Bradley

Average RPI Win:	251	WON-LOST	WINNING	LAST 10	STRENGTH OF	OPP. STRENGTH	TEAM	ADJ.	CONF.	ADJ CONF.
Average RPI Loss:	137	RECORD	PCT. RANK	GAMES	SCHEDULE	OF SCHEDULE	RPI	RPI	RPI	RPI
DIV. I ONLY	8- 15	263	2-8	159	198	219	219	7	7	
DIV. I NON-CONF.	6- 7	182	0	296	329	242	242	8	8	
TOTALS	RPI 1-25	RPI 26-50	W-L RECORDS	RPI 51-100	RPI 101-150	RPI 150+				
8- 15	0- 1	0- 0	OVERALL	0- 5	0- 4	8- 5				
2- 7	0- 1	0- 0	HOME	0- 2	0- 2	2- 2				
6- 7	0- 0	0- 0	AWAY	0- 3	0- 2	6- 2				
0- 1	0- 0	0- 0	NEUTRAL	0- 0	0- 0	0- 1				
6- 7	0- 0	0- 0	NON-CONFERENCE	0- 1	0- 2	6- 4				
1- 3	0- 0	0- 0	HOME	0- 0	0- 1	1- 2				
5- 3	0- 0	0- 0	AWAY	0- 1	0- 1	5- 1				
0- 1	0- 0	0- 0	NEUTRAL	0- 0	0- 0	0- 1				
2- 8	0- 1	0- 0	CONFERENCE	0- 4	0- 2	2- 1				
1- 4	0- 1	0- 0	HOME	0- 2	0- 1	1- 0				
1- 4	0- 0	0- 0	AWAY	0- 2	0- 1	1- 1				
0- 0	0- 0	0- 0	NEUTRAL	0- 0	0- 0	0- 0				

RPI	S	Opponent	Score	RPI	S	Opponent	Score	RPI	S	Opponent	Score	RPI	S	Opponent	Score	Team's RPI: 219
14	H	Princeton	48 85					53	H	Penn	73 85	124	H	Holy Cross	71 83	
								68	A	Yale	72 79	125	A	Columbia	60 74	
								68	H	Yale	40 73	125	H	Columbia	66 76	
								69	A	South Fla.	60 70	148	A	Massachusetts	42 95	
								97	A	Harvard	53 68	164	A	Dartmouth	83 71	
												185	H	Merrimack	57 72	
												187	H	Maine	76 70	
												188	A	Cornell	63 74	
												188	H	Cornell	77 73	
												209	N	Rhode Island	44 89	
												226	A	Fairfield	58 44	
												260	A	Longwood	76 86	
												268	A	New Hampshire	76 68	
												303	A	FIU	72 57	
												324	A	Bryant	56 50	
												324	H	Bryant	44 45	
												348	A	Central Conn. St.	83 73	
LAST 10 Division I																
188	H	Cornell	77 73	164	A	Dartmouth	83 71									
125	H	Columbia	66 76	125	A	Columbia	60 74									
14	H	Princeton	48 85	188	A	Cornell	63 74									
53	H	Penn	73 85	68	H	Yale	40 73									
97	A	Harvard	53 68	68	A	Yale	72 79									

Non-Div I Games:

Brown

■ Loss, 
 ■ Non-Conf, S Site, 
 ■ Home 
 ■ Away 
 N Neutral

B  
r  
y  
a  
n  
tB  
r  
y  
a  
n  
t

Bryant

Page 32



Average RPI Win:	204	WON-LOST	WINNING	LAST 10	STRENGTH OF	OPP. STRENGTH	TEAM	ADJ.	CONF.	ADJ CONF.
Average RPI Loss:	131	RECORD	PCT. RANK	GAMES	SCHEDULE	OF SCHEDULE	RPI	RPI	RPI	RPI
DIV. I ONLY	20- 6	35	8-2	182	164	60	60	15	15	
DIV. I NON-CONF.	7- 4	100	0	134	181	90	90	15	15	
TOTALS	RPI 1-25	RPI 26-50	W-L RECORDS	RPI 51-100	RPI 101-150	RPI 150+				
20- 6	0- 0	1- 1	OVERALL	2- 2	4- 1	13- 2				
11- 1	0- 0	1- 0	HOME	1- 1	2- 0	7- 0				
7- 5	0- 0	0- 1	AWAY	0- 1	2- 1	5- 2				
2- 0	0- 0	0- 0	NEUTRAL	1- 0	0- 0	1- 0				
7- 4	0- 0	1- 1	NON-CONFERENCE	1- 2	0- 0	5- 1				
3- 1	0- 0	1- 0	HOME	0- 1	0- 0	2- 0				
2- 3	0- 0	0- 1	AWAY	0- 1	0- 0	2- 1				
2- 0	0- 0	0- 0	NEUTRAL	1- 0	0- 0	1- 0				
13- 2	0- 0	0- 0	CONFERENCE	1- 0	4- 1	8- 1				
8- 0	0- 0	0- 0	HOME	1- 0	2- 0	5- 0				
5- 2	0- 0	0- 0	AWAY	0- 0	2- 1	3- 1				
0- 0	0- 0	0- 0	NEUTRAL	0- 0	0- 0	0- 0				

RPI S	Opponent	Score	RPI S	Opponent	Score	RPI S	Opponent	Score	RPI S	Opponent	Score
43	H Drexel	60 49	45	A Virginia	60 84	59	A Stony Brook	73 78	124	A Holy Cross	51 40
						74	N Cincinnati	56 48	124	H Holy Cross	63 45
						88	H Colgate	66 43	133	A Lehigh	71 50
						90	H Temple	61 72	133	H Lehigh	67 56
									136	A Boston U.	48 52
									174	H Lafayette	50 36
									182	A American	60 57
									182	H American	68 43
									190	A Quinnipiac	69 76
									232	A George Mason	64 51
									249	N Howard	70 60
									264	A Loyola Maryland	50 60
									264	H Loyola Maryland	66 42
									275	A Saint Francis (PA)	70 46
									294	A Army West Point	63 52
									294	H Army West Point	77 46
									296	H St. Bonaventure	68 60
									299	H Monmouth	71 37
									306	A Navy	61 34
									306	H Navy	75 65
LAST 10 Division I											
133	H Lehigh	67 56	136	A Boston U.	48 52						
124	H Holy Cross	63 45	294	H Army West Point	77 46						
182	A American	60 57	264	A Loyola Maryland	50 60						
306	H Navy	75 65	88	H Colgate	66 43						
264	H Loyola Maryland	66 42	133	A Lehigh	71 50						

Non-Div I Games:

Bucknell

■ Loss, 
 ■ Non-Conf, 
 ■ S Site, 
 ■ H Home 
 ■ A Away 
 N Neutral

## Buffalo

Through Games Of Feb. 24, 2020

Average RPI Win:	201	WON-LOST	WINNING	LAST 10	STRENGTH OF	OPP. STRENGTH	TEAM	ADJ.	CONF.	ADJ CONF.
Average RPI Loss:	109	RECORD	PCT. RANK	GAMES	SCHEDULE	OF SCHEDULE	RPI	RPI	RPI	RPI
DIV. I ONLY	14- 11	143	3-7	168	121	144	144	10	10	
DIV. I NON-CONF.	9- 2	37	0	200	204	54	54	9	9	
TOTALS	RPI 1-25	RPI 26-50	W-L RECORDS	RPI 51-100	RPI 101-150	RPI 150+				
14- 11	0- 2	1- 1	OVERALL	1- 2	2- 1	10- 5				
7- 5	0- 1	0- 1	HOME	1- 1	1- 0	5- 2				
5- 6	0- 1	0- 0	AWAY	0- 1	1- 1	4- 3				
2- 0	0- 0	1- 0	NEUTRAL	0- 0	0- 0	1- 0				
9- 2	0- 1	1- 0	NON-CONFERENCE	1- 0	1- 0	6- 1				
5- 0	0- 0	0- 0	HOME	1- 0	1- 0	3- 0				
2- 2	0- 1	0- 0	AWAY	0- 0	0- 0	2- 1				
2- 0	0- 0	1- 0	NEUTRAL	0- 0	0- 0	1- 0				
5- 9	0- 1	0- 1	CONFERENCE	0- 2	1- 1	4- 4				
2- 5	0- 1	0- 1	HOME	0- 1	0- 0	2- 2				
3- 4	0- 0	0- 0	AWAY	0- 1	1- 1	2- 2				
0- 0	0- 0	0- 0	NEUTRAL	0- 0	0- 0	0- 0				

RPI 1-25				RPI 26-50				RPI 51-100				RPI 101+ Team's RPI: 144			
RPI	S	Opponent	Score	RPI	S	Opponent	Score	RPI	S	Opponent	Score	RPI	S	Opponent	Score
8	A	Stanford	69 88	43	N	Drexel	63 59	52	H	Dayton	67 59	103	A	Kent St.	57 44
18	H	Central Mich.	93 98	48	H	Ohio	65 76	71	A	Ball St.	65 69	125	H	Columbia	82 75
								71	H	Ball St.	58 69	150	A	Western Mich.	62 74
												151	H	Akron	63 69
												159	H	Eastern Mich.	66 63
												163	A	San Jose St.	88 95
												164	H	Dartmouth	73 49
												172	A	Toledo	59 71
												172	H	Toledo	62 78
												180	A	Northern Ill.	63 64
												182	N	American	73 55
												198	A	Miami (OH)	86 72
												261	A	Bowling Green	62 56
												261	H	Bowling Green	65 59
												284	A	Niagara	81 67
												296	A	St. Bonaventure	46 36
												337	H	Canisius	71 55
												348	H	Central Conn. St.	61 56
LAST 10 Division I															
261	A	Bowling Green	62 56	180	A	Northern Ill.	63 64								
151	H	Akron	63 69	18	H	Central Mich.	93 98								
71	H	Ball St.	58 69	103	A	Kent St.	57 44								
150	A	Western Mich.	62 74	71	A	Ball St.	65 69								
172	H	Toledo	62 78	159	H	Eastern Mich.	66 63								

Non-Div I Games:

Buffalo

■ Loss, 
■ Non-Conf, 
■ S Site, 
■ H Home 
■ A Away 
N Neutral

Average RPI Win:	172	WON-LOST	WINNING	LAST 10	STRENGTH OF	OPP. STRENGTH	TEAM	ADJ.	CONF.	ADJ CONF.
Average RPI Loss:	47	RECORD	PCT. RANK	GAMES	SCHEDULE	OF SCHEDULE	RPI	RPI	RPI	RPI
DIV. I ONLY	19- 8	56	7-3	127	71	89	89	6	6	
DIV. I NON-CONF.	8- 3	68	0	189	108	115	115	6	6	
TOTALS	RPI 1-25	RPI 26-50	W-L RECORDS	RPI 51-100	RPI 101-150	RPI 150+				
19- 8	0- 3	4- 1	OVERALL	3- 4	0- 0	12- 0				
13- 4	0- 2	2- 0	HOME	2- 2	0- 0	9- 0				
5- 3	0- 1	1- 1	AWAY	1- 1	0- 0	3- 0				
1- 1	0- 0	1- 0	NEUTRAL	0- 1	0- 0	0- 0				
8- 3	0- 1	1- 0	NON-CONFERENCE	1- 2	0- 0	6- 0				
7- 1	0- 1	0- 0	HOME	1- 0	0- 0	6- 0				
0- 1	0- 0	0- 0	AWAY	0- 1	0- 0	0- 0				
1- 1	0- 0	1- 0	NEUTRAL	0- 1	0- 0	0- 0				
11- 5	0- 2	3- 1	CONFERENCE	2- 2	0- 0	6- 0				
6- 3	0- 1	2- 0	HOME	1- 2	0- 0	3- 0				
5- 2	0- 1	1- 1	AWAY	1- 0	0- 0	3- 0				
0- 0	0- 0	0- 0	NEUTRAL	0- 0	0- 0	0- 0				

RPI 1-25				RPI 26-50				RPI 51-100 Team's RPI: 89				RPI 101+			
RPI	S	Opponent	Score	RPI	S	Opponent	Score	RPI	S	Opponent	Score	RPI	S	Opponent	Score
19	H	Indiana	53 64	37	A	Marquette	54 76	63	H	St. John's (NY)	42 67	151	H	Akron	76 55
20	A	DePaul	60 89	37	H	Marquette	61 55	64	H	IUPUI	64 61	170	A	Providence	50 47
20	H	DePaul	65 80	42	A	Creighton	73 67	70	N	Georgia	36 69	170	H	Providence	51 42
				42	H	Creighton	76 61	71	A	Ball St.	70 74	184	H	High Point	74 52
				48	N	Ohio	60 55	71	A	Villanova	58 41	241	A	Georgetown	47 46
								71	H	Villanova	63 61	241	H	Georgetown	60 42
								77	H	Seton Hall	62 67	254	A	Xavier	78 70
												254	H	Xavier	63 61
												280	H	Wagner	74 58
												285	H	Eastern Ky.	73 41
												332	H	Detroit Mercy	82 60
												336	H	Purdue Fort Wayne	85 58
LAST 10 Division I															
170	H	Providence	51 42	241	H	Georgetown	60 42								
42	H	Creighton	76 61	254	H	Xavier	63 61								
37	A	Marquette	54 76	42	A	Creighton	73 67								
20	A	DePaul	60 89	170	A	Providence	50 47								
71	H	Villanova	63 61	20	H	DePaul	65 80								

Non-Div I Games:

Butler

■ Loss, 
 ■ Non-Conf, 
 ■ S Site, 
 ■ H Home 
 ■ A Away 
 N Neutral

CSU Bakersfield

Through Games Of Feb. 24, 2020

Average RPI Win:	259	WON-LOST	WINNING	LAST 10	STRENGTH OF	OPP. STRENGTH	TEAM	ADJ.	CONF.	ADJ CONF.
Average RPI Loss:	217	RECORD	PCT. RANK	GAMES	SCHEDULE	OF SCHEDULE	RPI	RPI	RPI	RPI
DIV. I ONLY	12- 11	162	4-6	286	317	231	231	31	31	
DIV. I NON-CONF.	5- 5	164	0	113	174	139	139	32	32	
TOTALS	RPI 1-25	RPI 26-50	W-L RECORDS	RPI 51-100	RPI 101-150	RPI 150+				
12- 11	0- 2	0- 0	OVERALL	0- 0	1- 1	11- 8				
8- 4	0- 0	0- 0	HOME	0- 0	1- 0	7- 4				
4- 7	0- 2	0- 0	AWAY	0- 0	0- 1	4- 4				
0- 0	0- 0	0- 0	NEUTRAL	0- 0	0- 0	0- 0				
5- 5	0- 2	0- 0	NON-CONFERENCE	0- 0	1- 1	4- 2				
5- 0	0- 0	0- 0	HOME	0- 0	1- 0	4- 0				
0- 5	0- 2	0- 0	AWAY	0- 0	0- 1	0- 2				
0- 0	0- 0	0- 0	NEUTRAL	0- 0	0- 0	0- 0				
7- 6	0- 0	0- 0	CONFERENCE	0- 0	0- 0	7- 6				
3- 4	0- 0	0- 0	HOME	0- 0	0- 0	3- 4				
4- 2	0- 0	0- 0	AWAY	0- 0	0- 0	4- 2				
0- 0	0- 0	0- 0	NEUTRAL	0- 0	0- 0	0- 0				

RPI 1-25				RPI 26-50				RPI 51-100				RPI 101+ Team's RPI: 231			
RPI	S	Opponent	Score	RPI	S	Opponent	Score	RPI	S	Opponent	Score	RPI	S	Opponent	Score
12	A	Gonzaga	48 92									115	H	Pacific	80 70
17	A	Oregon St.	50 69									126	A	Washington	49 80
												155	A	Wright St.	60 65
												163	H	San Jose St.	75 71
												210	A	UMKC	43 58
												210	H	UMKC	70 60
												227	A	Grand Canyon	59 54
												255	H	UC Santa Barbara	66 62
												259	H	North Texas	61 52
												295	A	California Baptist	66 61
												295	H	California Baptist	53 55
												301	A	UC Riverside	52 53
												302	A	Utah Valley	55 53
												302	H	Utah Valley	56 63
												304	A	Seattle U	57 63
												304	H	Seattle U	55 43
												307	H	N.C. Central	80 71
												315	H	UTRGV	52 66
												321	H	New Mexico St.	60 59
												347	A	Chicago St.	58 51
												347	H	Chicago St.	58 60
LAST 10 Division I															
				304	H	Seattle U	55 43					315	H	UTRGV	52 66
				302	H	Utah Valley	56 63					321	H	New Mexico St.	60 59
				210	A	UMKC	43 58					304	A	Seattle U	57 63
				347	A	Chicago St.	58 51					302	A	Utah Valley	55 53
				295	H	California Baptist	53 55					347	H	Chicago St.	58 60

Non-Div I Games: Westcliff 100 44 Fresno Pacific 95 64 Cal St. Dom. Hills 83 74

CSU Bakersfield

Loss, Non-Conf, S Site, H Home A Away N Neutral

Average RPI Win: <b>242</b>	WON-LOST	WINNING	LAST 10	STRENGTH OF	OPP. STRENGTH	TEAM	ADJ.	CONF.	ADJ CONF.
Average RPI Loss: <b>193</b>	RECORD	PCT. RANK	GAMES	SCHEDULE	OF SCHEDULE	RPI	RPI	RPI	RPI
DIV. I ONLY	9- 16	255	3-7	290	182	283	283	28	28
DIV. I NON-CONF.	4- 9	250	0	278	32	272	272	26	26
TOTALS	RPI 1-25	RPI 26-50	W-L RECORDS	RPI 51-100	RPI 101-150	RPI 150+			
9- 16	0- 1	0- 1	OVERALL	0- 1	1- 2	8- 11			
4- 7	0- 1	0- 1	HOME	0- 1	1- 0	3- 4			
4- 8	0- 0	0- 0	AWAY	0- 0	0- 2	4- 6			
1- 1	0- 0	0- 0	NEUTRAL	0- 0	0- 0	1- 1			
4- 9	0- 1	0- 1	NON-CONFERENCE	0- 1	1- 2	3- 4			
1- 4	0- 1	0- 1	HOME	0- 1	1- 0	0- 1			
2- 4	0- 0	0- 0	AWAY	0- 0	0- 2	2- 2			
1- 1	0- 0	0- 0	NEUTRAL	0- 0	0- 0	1- 1			
5- 7	0- 0	0- 0	CONFERENCE	0- 0	0- 0	5- 7			
3- 3	0- 0	0- 0	HOME	0- 0	0- 0	3- 3			
2- 4	0- 0	0- 0	AWAY	0- 0	0- 0	2- 4			
0- 0	0- 0	0- 0	NEUTRAL	0- 0	0- 0	0- 0			

RPI 1-25				RPI 26-50				RPI 51-100				RPI 101+ Team's RPI: 283			
RPI	S	Opponent	Score	RPI	S	Opponent	Score	RPI	S	Opponent	Score	RPI	S	Opponent	Score
11	H	UCLA	44 58	45	H	Virginia	47 72	83	H	Southern California	53 69	108	A	Washington St.	61 71
												112	A	San Diego	40 59
												139	H	Portland	73 64
												161	A	UC Davis	39 61
												199	A	Hawaii	66 70
												199	H	Hawaii	58 54
												204	H	Santa Clara	55 76
												218	N	SMU	58 68
												230	A	Cal St. Fullerton	57 50
												230	H	Cal St. Fullerton	63 57
												233	A	San Francisco	61 79
												235	A	San Diego St.	74 69
												255	A	UC Santa Barbara	60 65
												255	H	UC Santa Barbara	55 65
												272	N	Indiana St.	67 59
												289	A	Long Beach St.	52 60
												290	A	UC Irvine	56 51
												290	H	UC Irvine	70 62
												293	A	LMU (CA)	56 54
												295	A	California Baptist	56 64
												301	H	UC Riverside	62 67
												314	H	Cal Poly	41 52
LAST 10 Division I															
				230	A	Cal St. Fullerton	57 50					314	H	Cal Poly	41 52
				255	A	UC Santa Barbara	60 65					161	A	UC Davis	39 61
				255	H	UC Santa Barbara	55 65					290	A	UC Irvine	56 51
				199	A	Hawaii	66 70					289	A	Long Beach St.	52 60
				301	H	UC Riverside	62 67					230	H	Cal St. Fullerton	63 57

Non-Div I Games: Hope Int'l 77 54

CSUN

■ Loss, 
 ■ Non-Conf, 
 ■ S Site, 
 ■ Home 
 ■ A Away 
 N Neutral

Average RPI Win:	292	WON-LOST	WINNING	LAST 10	STRENGTH OF	OPP. STRENGTH	TEAM	ADJ.	CONF.	ADJ CONF.
Average RPI Loss:	199	RECORD	PCT. RANK	GAMES	SCHEDULE	OF SCHEDULE	RPI	RPI	RPI	RPI
DIV. I ONLY	6- 17	301	4-6	257	307	314	314	28	28	
DIV. I NON-CONF.	2- 8	295	0	171	241	307	307	26	26	
TOTALS	RPI 1-25	RPI 26-50	W-L RECORDS	RPI 51-100	RPI 101-150	RPI 150+				
6- 17	0- 0	0- 2	OVERALL	0- 1	0- 0	6- 14				
4- 7	0- 0	0- 1	HOME	0- 1	0- 0	4- 5				
2- 10	0- 0	0- 1	AWAY	0- 0	0- 0	2- 9				
0- 0	0- 0	0- 0	NEUTRAL	0- 0	0- 0	0- 0				
2- 8	0- 0	0- 2	NON-CONFERENCE	0- 1	0- 0	2- 5				
2- 3	0- 0	0- 1	HOME	0- 1	0- 0	2- 1				
0- 5	0- 0	0- 1	AWAY	0- 0	0- 0	0- 4				
0- 0	0- 0	0- 0	NEUTRAL	0- 0	0- 0	0- 0				
4- 9	0- 0	0- 0	CONFERENCE	0- 0	0- 0	4- 9				
2- 4	0- 0	0- 0	HOME	0- 0	0- 0	2- 4				
2- 5	0- 0	0- 0	AWAY	0- 0	0- 0	2- 5				
0- 0	0- 0	0- 0	NEUTRAL	0- 0	0- 0	0- 0				

RPI S	Opponent	Score	RPI S	Opponent	Score	RPI S	Opponent	Score	RPI S	Opponent	Score	Team's RPI: 314
27	H Old Dominion	55 61	73	H Fresno St.	52 79	161	A UC Davis	58 71				
29	A Arizona St.	41 66				161	H UC Davis	36 42				
						166	A Saint Mary's (CA)	67 84				
						195	A Pepperdine	53 63				
						199	H Hawaii	46 59				
						230	A Cal St. Fullerton	64 65				
						230	H Cal St. Fullerton	60 67				
						242	A Denver	66 96				
						246	A Nevada	40 71				
						255	A UC Santa Barbara	50 52				
						271	H Lamar University	57 56				
						283	A CSUN	52 41				
						289	A Long Beach St.	69 72				
						289	H Long Beach St.	61 41				
						290	A UC Irvine	51 54				
						290	H UC Irvine	57 68				
						301	A UC Riverside	62 52				
						301	H UC Riverside	75 70				
						304	H Seattle U	49 72				
						308	H Sacramento St.	62 43				
LAST 10 Division I												
290	A UC Irvine	51 54	199	H Hawaii	46 59							
301	A UC Riverside	62 52	283	A CSUN	52 41							
230	H Cal St. Fullerton	60 67	230	A Cal St. Fullerton	64 65							
161	A UC Davis	58 71	161	H UC Davis	36 42							
289	H Long Beach St.	61 41	301	H UC Riverside	75 70							

Non-Div I Games: Holy Names 100 35

Cal Poly

■ Loss, 
 ■ Non-Conf, 
 ■ S Site, 
 ■ H Home 
 ■ A Away 
 N Neutral

[illegible]

### Non-Div I Games:

# California

Through Games Of Feb. 24, 2020

Average RPI Win:	197	WON-LOST	WINNING	LAST 10	STRENGTH OF	OPP. STRENGTH	TEAM	ADJ.	CONF.	ADJ CONF.
Average RPI Loss:	51	RECORD	PCT. RANK	GAMES	SCHEDULE	OF SCHEDULE	RPI	RPI	RPI	RPI
DIV. I ONLY	10- 17	253	2-8	18	25	137	137	1	1	
DIV. I NON-CONF.	8- 3	68	0	76	210	58	58	2	2	
TOTALS	RPI 1-25	RPI 26-50	W-L RECORDS	RPI 51-100	RPI 101-150	RPI 150+				
10- 17	0- 9	1- 0	OVERALL	0- 4	3- 4	6- 0				
7- 10	0- 5	1- 0	HOME	0- 2	1- 3	5- 0				
3- 7	0- 4	0- 0	AWAY	0- 2	2- 1	1- 0				
0- 0	0- 0	0- 0	NEUTRAL	0- 0	0- 0	0- 0				
8- 3	0- 2	1- 0	NON-CONFERENCE	0- 1	1- 0	6- 0				
7- 1	0- 1	1- 0	HOME	0- 0	1- 0	5- 0				
1- 2	0- 1	0- 0	AWAY	0- 1	0- 0	1- 0				
0- 0	0- 0	0- 0	NEUTRAL	0- 0	0- 0	0- 0				
2- 14	0- 7	0- 0	CONFERENCE	0- 3	2- 4	0- 0				
0- 9	0- 4	0- 0	HOME	0- 2	0- 3	0- 0				
2- 5	0- 3	0- 0	AWAY	0- 1	2- 1	0- 0				
0- 0	0- 0	0- 0	NEUTRAL	0- 0	0- 0	0- 0				

RPI S	Opponent	Score	RPI S	Opponent	Score	RPI S	Opponent	Score	RPI S	Opponent	Score	Team's RPI: 137
1	A Oregon	55 105	35	H Arkansas	84 80	76	A Colorado	57 64	107	A Utah	88 74	
1	H Oregon	61 93				76	H Colorado	50 62	107	H Utah	62 71	
6	A UConn	61 72				83	H Southern California	67 75	108	A Washington St.	66 92	
8	A Stanford	40 73				97	A Harvard	53 56	108	H Washington St.	75 96	
8	H Stanford	65 79							126	A Washington	81 74	
11	H UCLA	70 74							126	H Washington	64 67	
17	A Oregon St.	44 81							136	H Boston U.	73 62	
17	H Oregon St.	63 76							204	H Santa Clara	69 65	
22	H Kentucky	61 63							227	H Grand Canyon	72 53	
									235	A San Diego St.	74 48	
									289	H Long Beach St.	68 45	
									301	H UC Riverside	84 61	
									307	H N.C. Central	90 69	
LAST 10 Division I												
17	H Oregon St.	63 76	83	H Southern California	67 75							
1	H Oregon	61 93	126	A Washington	81 74							
107	A Utah	88 74	108	A Washington St.	66 92							
76	A Colorado	57 64	76	H Colorado	50 62							
11	H UCLA	70 74	107	H Utah	62 71							

Non-Div I Games:

California

Loss, Non-Conf, S Site, H Home A Away N Neutral



Average RPI Win:	263	WON-LOST	WINNING	LAST 10	STRENGTH OF	OPP. STRENGTH	TEAM	ADJ.	CONF.	ADJ CONF.
Average RPI Loss:	234	RECORD	PCT. RANK	GAMES	SCHEDULE	OF SCHEDULE	RPI	RPI	RPI	RPI
DIV. I ONLY	10- 14	224	4-6	299	341	295	295	31	31	
DIV. I NON-CONF.	6- 6	164	0	217	325	224	224	32	32	
TOTALS	RPI 1-25	RPI 26-50	W-L RECORDS	RPI 51-100	RPI 101-150	RPI 150+				
10- 14	0- 1	0- 0	OVERALL	0- 0	0- 0	10- 13				
7- 5	0- 0	0- 0	HOME	0- 0	0- 0	7- 5				
3- 6	0- 0	0- 0	AWAY	0- 0	0- 0	3- 6				
0- 3	0- 1	0- 0	NEUTRAL	0- 0	0- 0	0- 2				
6- 6	0- 1	0- 0	NON-CONFERENCE	0- 0	0- 0	6- 5				
5- 1	0- 0	0- 0	HOME	0- 0	0- 0	5- 1				
1- 2	0- 0	0- 0	AWAY	0- 0	0- 0	1- 2				
0- 3	0- 1	0- 0	NEUTRAL	0- 0	0- 0	0- 2				
4- 8	0- 0	0- 0	CONFERENCE	0- 0	0- 0	4- 8				
2- 4	0- 0	0- 0	HOME	0- 0	0- 0	2- 4				
2- 4	0- 0	0- 0	AWAY	0- 0	0- 0	2- 4				
0- 0	0- 0	0- 0	NEUTRAL	0- 0	0- 0	0- 0				

RPI 1-25					
RPI	S	Opponent	Score		
8	N	Stanford	78	83	
RPI 26-50					
RPI	S	Opponent	Score		
RPI 51-100					
RPI	S	Opponent	Score		
RPI 101+ Team's RPI: 295					
RPI	S	Opponent	Score		
162	H	Northern Ariz.	98	79	
168	A	Idaho St.	74	68	
191	N	Houston	75	96	
210	A	UMKC	65	75	
210	H	UMKC	81	83	
227	A	Grand Canyon	66	72	
227	H	Grand Canyon	58	62	
230	A	Cal St. Fullerton	93	97	
231	A	CSU Bakersfield	55	53	
231	H	CSU Bakersfield	61	66	
235	H	San Diego St.	68	80	
248	H	Alabama A&M	60	55	
255	H	UC Santa Barbara	85	81	
261	N	Bowling Green	60	98	
283	H	CSUN	64	56	
289	H	Long Beach St.	79	70	
301	A	UC Riverside	64	80	
302	H	Utah Valley	80	67	
304	H	Seattle U	49	83	
315	A	UTRGV	68	87	
321	A	New Mexico St.	56	57	
347	A	Chicago St.	80	65	
347	H	Chicago St.	103	68	
LAST 10 Division I					
347	H	Chicago St.	103	68	
210	H	UMKC	81	83	
227	A	Grand Canyon	66	72	
231	A	CSU Bakersfield	55	53	
304	H	Seattle U	49	83	
302	H	Utah Valley	80	67	
210	A	UMKC	65	75	
347	A	Chicago St.	80	65	
227	H	Grand Canyon	58	62	
231	H	CSU Bakersfield	61	66	

Non-Div I Games:	Ottawa (AZ)	103	75	Westcliff	108	43	LIFE Pacific	93	48
------------------	-------------	-----	----	-----------	-----	----	--------------	----	----

California Baptist

■ Loss, ■ Non-Conf, S Site, H Home A Away N Neutral

Average RPI Win:	247	WON-LOST	WINNING	LAST 10	STRENGTH OF	OPP. STRENGTH	TEAM	ADJ.	CONF.	ADJ CONF.
Average RPI Loss:	202	RECORD	PCT. RANK	GAMES	SCHEDULE	OF SCHEDULE	RPI	RPI	RPI	RPI
DIV. I ONLY	17- 6	46	9-1	274	319	109	109	25	25	
DIV. I NON-CONF.	3- 4	201	0	279	277	221	221	27	27	
TOTALS	RPI 1-25	RPI 26-50	W-L RECORDS	RPI 51-100	RPI 101-150	RPI 150+				
17- 6	0- 0	0- 1	OVERALL	0- 0	2- 1	15- 4				
9- 1	0- 0	0- 0	HOME	0- 0	1- 0	8- 1				
8- 5	0- 0	0- 1	AWAY	0- 0	1- 1	7- 3				
0- 0	0- 0	0- 0	NEUTRAL	0- 0	0- 0	0- 0				
3- 4	0- 0	0- 1	NON-CONFERENCE	0- 0	1- 1	2- 2				
2- 0	0- 0	0- 0	HOME	0- 0	1- 0	1- 0				
1- 4	0- 0	0- 1	AWAY	0- 0	0- 1	1- 2				
0- 0	0- 0	0- 0	NEUTRAL	0- 0	0- 0	0- 0				
14- 2	0- 0	0- 0	CONFERENCE	0- 0	1- 0	13- 2				
7- 1	0- 0	0- 0	HOME	0- 0	0- 0	7- 1				
7- 1	0- 0	0- 0	AWAY	0- 0	1- 0	6- 1				
0- 0	0- 0	0- 0	NEUTRAL	0- 0	0- 0	0- 0				

RPI 1-25			RPI 26-50			RPI 51-100			RPI 101+ Team's RPI: 109		
RPI	S	Opponent	Score	RPI	S	Opponent	Score	RPI	S	Opponent	Score
				27	A	Old Dominion	44 59				
								111	A	Wake Forest	46 74
								132	H	UNC Greensboro	72 64
								142	A	Hampton	68 31
								184	A	High Point	68 66
								184	H	High Point	73 36
								194	H	Gardner-Webb	48 44
								201	A	Radford	43 32
								201	H	Radford	42 48
								216	H	Kennesaw St.	63 51
								250	A	UNC Asheville	52 60
								250	H	UNC Asheville	59 52
								260	A	Longwood	70 55
								260	H	Longwood	81 76
								269	A	Winthrop	61 58
								269	H	Winthrop	63 47
								305	A	Presbyterian	53 47
								307	A	N.C. Central	64 67
								318	A	Hofstra	55 58
								327	A	USC Upstate	80 72
								327	H	USC Upstate	50 38
								339	A	Western Caro.	61 40
								345	H	Charleston So.	61 36
LAST 10 Division I											
260	H	Longwood	81 76	327	A	USC Upstate	80 72				
269	A	Winthrop	61 58	201	A	Radford	43 32				
201	H	Radford	42 48	345	H	Charleston So.	61 36				
184	A	High Point	68 66	305	A	Presbyterian	53 47				
250	H	UNC Asheville	59 52	269	H	Winthrop	63 47				

Non-Div I Games: St. Andrews 122 56 Bluefield Col. 65 41

Campbell

■ Loss, 
 ■ Non-Conf, S Site, 
 ■ Home 
 ■ Away 
 N Neutral

Average RPI Win:	281	WON-LOST	WINNING	LAST 10	STRENGTH OF	OPP. STRENGTH	TEAM	ADJ.	CONF.	ADJ CONF.
Average RPI Loss:	213	RECORD	PCT. RANK	GAMES	SCHEDULE	OF SCHEDULE	RPI	RPI	RPI	RPI
DIV. I ONLY	5- 21	319	3-7	309	285	337	337	24	24	
DIV. I NON-CONF.	1- 8	322	0	310	296	343	343	25	25	
TOTALS	RPI 1-25	RPI 26-50	W-L RECORDS	RPI 51-100	RPI 101-150	RPI 150+				
5- 21	0- 0	0- 0	OVERALL	0- 4	0- 1	5- 16				
4- 8	0- 0	0- 0	HOME	0- 3	0- 0	4- 5				
1- 12	0- 0	0- 0	AWAY	0- 1	0- 1	1- 10				
0- 1	0- 0	0- 0	NEUTRAL	0- 0	0- 0	0- 1				
1- 8	0- 0	0- 0	NON-CONFERENCE	0- 1	0- 1	1- 6				
1- 2	0- 0	0- 0	HOME	0- 1	0- 0	1- 1				
0- 5	0- 0	0- 0	AWAY	0- 0	0- 1	0- 4				
0- 1	0- 0	0- 0	NEUTRAL	0- 0	0- 0	0- 1				
4- 13	0- 0	0- 0	CONFERENCE	0- 3	0- 0	4- 10				
3- 6	0- 0	0- 0	HOME	0- 2	0- 0	3- 4				
1- 7	0- 0	0- 0	AWAY	0- 1	0- 0	1- 6				
0- 0	0- 0	0- 0	NEUTRAL	0- 0	0- 0	0- 0				

RPI S	Opponent	Score	RPI S	Opponent	Score	RPI S	Opponent	Score	RPI S	Opponent	Score	Team's RPI: 337
						61	A Marist	72 86	144	A Buffalo	55 71	
						61	H Marist	59 90	172	A Toledo	65 83	
						88	H Colgate	69 90	190	A Quinnipiac	71 74	
						91	H Rider	57 70	206	A Manhattan	50 68	
									206	H Manhattan	56 63	
									213	A Stetson	52 68	
									221	H Iona	57 60	
									226	A Fairfield	70 72	
									226	H Fairfield	70 63	
									236	N Appalachian St.	57 74	
									251	A Youngstown St.	59 87	
									278	A Siena	43 72	
									278	H Siena	63 68	
									284	A Niagara	62 81	
									284	H Niagara	78 56	
									296	H St. Bonaventure	84 82	
									297	A Vermont	53 76	
									299	A Monmouth	71 62	
									299	H Monmouth	54 53	
									319	H Albany (NY)	53 70	
									323	A Saint Peter's	58 67	
									323	H Saint Peter's	68 86	
LAST 10 Division I												
			284	H Niagara	78 56		226	H Fairfield	70 63			
			299	H Monmouth	54 53		221	H Iona	57 60			
			206	H Manhattan	56 63		278	A Siena	43 72			
			323	A Saint Peter's	58 67		284	A Niagara	62 81			
			61	A Marist	72 86		323	H Saint Peter's	68 86			

Non-Div I Games:

Canisius

Central Ark.

Through Games Of Feb. 24, 2020

Average RPI Win:	286	WON-LOST	WINNING	LAST 10	STRENGTH OF	OPP. STRENGTH	TEAM	ADJ.	CONF.	ADJ CONF.
Average RPI Loss:	143	RECORD	PCT. RANK	GAMES	SCHEDULE	OF SCHEDULE	RPI	RPI	RPI	RPI
DIV. I ONLY	8- 15	263	4-6	181	276	243	243	23	23	
DIV. I NON-CONF.	1- 5	313	0	49	114	229	229	24	24	
TOTALS	RPI 1-25	RPI 26-50	W-L RECORDS	RPI 51-100	RPI 101-150	RPI 150+				
8- 15	0- 1	0- 0	OVERALL	0- 4	0- 1	8- 9				
4- 5	0- 0	0- 0	HOME	0- 1	0- 1	4- 3				
4- 10	0- 1	0- 0	AWAY	0- 3	0- 0	4- 6				
0- 0	0- 0	0- 0	NEUTRAL	0- 0	0- 0	0- 0				
1- 5	0- 1	0- 0	NON-CONFERENCE	0- 1	0- 0	1- 3				
1- 0	0- 0	0- 0	HOME	0- 0	0- 0	1- 0				
0- 5	0- 1	0- 0	AWAY	0- 1	0- 0	0- 3				
0- 0	0- 0	0- 0	NEUTRAL	0- 0	0- 0	0- 0				
7- 10	0- 0	0- 0	CONFERENCE	0- 3	0- 1	7- 6				
3- 5	0- 0	0- 0	HOME	0- 1	0- 1	3- 3				
4- 5	0- 0	0- 0	AWAY	0- 2	0- 0	4- 3				
0- 0	0- 0	0- 0	NEUTRAL	0- 0	0- 0	0- 0				

RPI S	Opponent	Score	RPI S	Opponent	Score	RPI S	Opponent	Score	RPI S	Opponent	Score	Team's RPI: 243
13	A Texas A&M	46 76				55	A Tennessee	36 63	118	H Abilene Christian	64 74	
						95	A A&M-Corpus Christi	47 67	152	H Jackson St.	57 54	
						96	A SFA	41 102	154	A Sam Houston St.	58 73	
						96	H SFA	37 58	154	H Sam Houston St.	54 72	
									157	A Tulane	38 65	
									158	A New Orleans	73 85	
									158	H New Orleans	37 49	
									186	A Northern Ky.	56 72	
									196	A Little Rock	48 63	
									239	A Southeastern La.	42 63	
									257	A Incarnate Word	47 37	
									266	A Nicholls St.	53 46	
									266	H Nicholls St.	58 67	
									271	H Lamar University	53 29	
									316	H Houston Baptist	63 39	
									338	A Northwestern St.	51 44	
									342	A McNeese	70 57	
									342	H McNeese	70 49	
LAST 10 Division I												
266	H Nicholls St.	58 67	271	H Lamar University	53 29							
96	H SFA	37 58	338	A Northwestern St.	51 44							
154	A Sam Houston St.	58 73	239	A Southeastern La.	42 63							
158	A New Orleans	73 85	118	H Abilene Christian	64 74							
342	H McNeese	70 49	266	A Nicholls St.	53 46							

Non-Div I Games: Hendrix 104 28 Central Baptist 66 43 Crowley's Ridge 82 26

Central Ark.

Loss, Non-Conf, S Site, H Home A Away N Neutral

Average RPI Win:	313	WON-LOST	WINNING	LAST 10	STRENGTH OF	OPP. STRENGTH	TEAM	ADJ.	CONF.	ADJ CONF.
Average RPI Loss:	234	RECORD	PCT. RANK	GAMES	SCHEDULE	OF SCHEDULE	RPI	RPI	RPI	RPI
DIV. I ONLY	2- 24	348	1-9	333	336	348	348	30	30	
DIV. I NON-CONF.	1- 10	329	0	303	298	335	335	30	30	
TOTALS	RPI 1-25	RPI 26-50	W-L RECORDS	RPI 51-100	RPI 101-150	RPI 150+				
2- 24	0- 0	0- 1	OVERALL	0- 0	0- 6	2- 17				
1- 9	0- 0	0- 0	HOME	0- 0	0- 1	1- 8				
1- 15	0- 0	0- 1	AWAY	0- 0	0- 5	1- 9				
0- 0	0- 0	0- 0	NEUTRAL	0- 0	0- 0	0- 0				
1- 10	0- 0	0- 1	NON-CONFERENCE	0- 0	0- 3	1- 6				
0- 3	0- 0	0- 0	HOME	0- 0	0- 0	0- 3				
1- 7	0- 0	0- 1	AWAY	0- 0	0- 3	1- 3				
0- 0	0- 0	0- 0	NEUTRAL	0- 0	0- 0	0- 0				
1- 14	0- 0	0- 0	CONFERENCE	0- 0	0- 3	1- 11				
1- 6	0- 0	0- 0	HOME	0- 0	0- 1	1- 5				
0- 8	0- 0	0- 0	AWAY	0- 0	0- 2	0- 6				
0- 0	0- 0	0- 0	NEUTRAL	0- 0	0- 0	0- 0				

RPI 1-25			RPI 26-50			RPI 51-100			RPI 101+			Team's RPI: 348
RPI	S	Opponent	Score	RPI	S	Opponent	Score	RPI	S	Opponent	Score	
				32	A	FGCU	60 94					
								129	A	Robert Morris	42 80	
								129	H	Robert Morris	56 86	
								133	A	Lehigh	51 70	
								134	A	Duquesne	33 72	
								140	A	Mt. St. Mary's	64 72	
								144	A	Buffalo	56 61	
								185	H	Merrimack	56 65	
								200	A	Fla. Atlantic	54 72	
								219	H	Brown	73 83	
								237	H	UMass Lowell	54 56	
								268	A	New Hampshire	59 70	
								275	A	Saint Francis (PA)	68 72	
								275	H	Saint Francis (PA)	52 64	
								280	A	Wagner	56 63	
								280	H	Wagner	66 63	
								286	A	Pittsburgh	73 81	
								310	A	Sacred Heart	58 66	
								310	H	Sacred Heart	52 54	
								317	A	Fairleigh Dickinson	47 66	
								317	H	Fairleigh Dickinson	55 63	
								319	H	Albany (NY)	63 73	
								324	A	Bryant	47 59	
								324	H	Bryant	51 62	
								330	A	LIU Brooklyn	61 63	
								346	A	Hartford	61 54	
LAST 10 Division I												
				280	A	Wagner	56 63					
				317	H	Fairleigh Dickinson	55 63					
				324	H	Bryant	51 62					
				324	A	Bryant	47 59					
				275	A	Saint Francis (PA)	68 72					
				129	A	Robert Morris	42 80					
				310	H	Sacred Heart	52 54					
				280	H	Wagner	66 63					
				317	A	Fairleigh Dickinson	47 66					
				140	A	Mt. St. Mary's	64 72					

Non-Div I Games:

Central Conn. St.

■ Loss, 
 ■ Non-Conf, 
 ■ S Site, 
 ■ H Home 
 ■ A Away 
 N Neutral

Average RPI Win:	142	WON-LOST	WINNING	LAST 10	STRENGTH OF	OPP. STRENGTH	TEAM	ADJ.	CONF.	ADJ CONF.
Average RPI Loss:	52	RECORD	PCT. RANK	GAMES	SCHEDULE	OF SCHEDULE	RPI	RPI	RPI	RPI
DIV. I ONLY	21- 4	21	10-0	39	93	18	18	10	10	
DIV. I NON-CONF.	7- 4	100	0	8	66	21	21	9	9	
TOTALS	RPI 1-25	RPI 26-50	W-L RECORDS	RPI 51-100	RPI 101-150	RPI 150+				
21- 4	0- 1	2- 2	OVERALL	4- 0	5- 1	10- 0				
11- 1	0- 0	1- 0	HOME	3- 0	2- 1	5- 0				
10- 3	0- 1	1- 2	AWAY	1- 0	3- 0	5- 0				
0- 0	0- 0	0- 0	NEUTRAL	0- 0	0- 0	0- 0				
7- 4	0- 1	0- 2	NON-CONFERENCE	3- 0	2- 1	2- 0				
4- 1	0- 0	0- 0	HOME	2- 0	1- 1	1- 0				
3- 3	0- 1	0- 2	AWAY	1- 0	1- 0	1- 0				
0- 0	0- 0	0- 0	NEUTRAL	0- 0	0- 0	0- 0				
14- 0	0- 0	2- 0	CONFERENCE	1- 0	3- 0	8- 0				
7- 0	0- 0	1- 0	HOME	1- 0	1- 0	4- 0				
7- 0	0- 0	1- 0	AWAY	0- 0	2- 0	4- 0				
0- 0	0- 0	0- 0	NEUTRAL	0- 0	0- 0	0- 0				

RPI 1-25				RPI 26-50				RPI 51-100				RPI 101+			
RPI	S	Opponent	Score	RPI	S	Opponent	Score	RPI	S	Opponent	Score	RPI	S	Opponent	Score
5	A	Louisville	63 76	33	A	Western Ky.	58 93	52	H	Dayton	81 80	103	H	Kent St.	71 58
				39	A	UCF	58 64	61	H	Marist	77 54	106	A	Bethune-Cookman	92 67
				48	A	Ohio	73 71	71	H	Ball St.	66 39	127	H	Northeastern	79 63
				48	H	Ohio	92 90	80	A	South Dakota St.	79 74	130	H	Green Bay	105 111
												144	A	Buffalo	98 93
												150	A	Western Mich.	80 70
												151	A	Akron	77 72
												159	A	Eastern Mich.	89 82
												172	H	Toledo	73 66
												180	A	Northern Ill.	70 66
												180	H	Northern Ill.	66 60
												198	A	Miami (OH)	99 87
												198	H	Miami (OH)	76 70
												221	H	Iona	70 50
												261	H	Bowling Green	82 75
												277	A	Oakland	65 47
LAST 10 Division I															
180	A	Northern Ill.	70 66	48	H	Ohio	92 90	144	A	Buffalo	98 93	172	H	Toledo	73 66
103	H	Kent St.	71 58	159	A	Eastern Mich.	89 82	150	A	Western Mich.	80 70				
261	H	Bowling Green	82 75												
198	A	Miami (OH)	99 87												
180	H	Northern Ill.	66 60												

Non-Div I Games:

Central Mich.

Charleston So.

Through Games Of Feb. 24, 2020

Average RPI Win:	250	WON-LOST	WINNING	LAST 10	STRENGTH OF	OPP. STRENGTH	TEAM	ADJ.	CONF.	ADJ CONF.
Average RPI Loss:	225	RECORD	PCT. RANK	GAMES	SCHEDULE	OF SCHEDULE	RPI	RPI	RPI	RPI
DIV. I ONLY	2- 21	344	1-9	284	339	345	345	25	25	
DIV. I NON-CONF.	0- 7	338	0	262	334	345	345	27	27	
TOTALS	RPI 1-25	RPI 26-50	W-L RECORDS	RPI 51-100	RPI 101-150	RPI 150+				
2- 21	0- 0	0- 1	OVERALL	0- 0	0- 4	2- 16				
1- 11	0- 0	0- 0	HOME	0- 0	0- 2	1- 9				
1- 10	0- 0	0- 1	AWAY	0- 0	0- 2	1- 7				
0- 0	0- 0	0- 0	NEUTRAL	0- 0	0- 0	0- 0				
0- 7	0- 0	0- 1	NON-CONFERENCE	0- 0	0- 2	0- 4				
0- 4	0- 0	0- 0	HOME	0- 0	0- 1	0- 3				
0- 3	0- 0	0- 1	AWAY	0- 0	0- 1	0- 1				
0- 0	0- 0	0- 0	NEUTRAL	0- 0	0- 0	0- 0				
2- 14	0- 0	0- 0	CONFERENCE	0- 0	0- 2	2- 12				
1- 7	0- 0	0- 0	HOME	0- 0	0- 1	1- 6				
1- 7	0- 0	0- 0	AWAY	0- 0	0- 1	1- 6				
0- 0	0- 0	0- 0	NEUTRAL	0- 0	0- 0	0- 0				

RPI S	Opponent	Score	RPI S	Opponent	Score	RPI S	Opponent	Score	RPI S	Opponent	Score	Team's RPI: 345
26	A Florida St.	36 88							106	H Bethune-Cookman	41 81	
									109	A Campbell	36 61	
									113	A North Carolina	54 85	
									142	H Hampton	59 64	
									184	H High Point	70 84	
									194	A Gardner-Webb	45 67	
									194	H Gardner-Webb	52 79	
									201	A Radford	35 72	
									201	H Radford	40 64	
									234	H North Dakota	57 73	
									250	A UNC Asheville	60 48	
									250	H UNC Asheville	56 54	
									260	A Longwood	64 84	
									263	H Col. of Charleston	70 79	
									269	A Winthrop	46 56	
									269	H Winthrop	53 58	
									305	A Presbyterian	53 76	
									305	H Presbyterian	46 67	
									327	A USC Upstate	53 70	
									327	H USC Upstate	64 71	
									339	A Western Caro.	64 69	
									349	H South Carolina St.	75 81	
LAST 10 Division I												
250	H UNC Asheville	56 54	194	A Gardner-Webb	45 67							
305	A Presbyterian	53 76	305	H Presbyterian	46 67							
327	H USC Upstate	64 71	269	H Winthrop	53 58							
201	H Radford	40 64	109	A Campbell	36 61							
269	A Winthrop	46 56	142	H Hampton	59 64							

Non-Div I Games: Columbia (SC) 76 59 Virginia-Lynchburg 92 55

Charleston So.

Loss, Non-Conf, S Site, H Home A Away N Neutral

Average RPI Win:	186	WON-LOST	WINNING	LAST 10	STRENGTH OF	OPP. STRENGTH	TEAM	ADJ.	CONF.	ADJ CONF.
Average RPI Loss:	92	RECORD	PCT. RANK	GAMES	SCHEDULE	OF SCHEDULE	RPI	RPI	RPI	RPI
DIV. I ONLY	19- 7	48	8-2	108	113	49	49	13	13	
DIV. I NON-CONF.	9- 2	37	0	165	49	53	53	16	16	
TOTALS	RPI 1-25	RPI 26-50	W-L RECORDS	RPI 51-100	RPI 101-150	RPI 150+				
19- 7	0- 1	1- 2	OVERALL	2- 2	4- 0	12- 2				
10- 2	0- 0	1- 1	HOME	1- 1	1- 0	7- 0				
7- 5	0- 1	0- 1	AWAY	0- 1	3- 0	4- 2				
2- 0	0- 0	0- 0	NEUTRAL	1- 0	0- 0	1- 0				
9- 2	0- 1	0- 0	NON-CONFERENCE	1- 1	3- 0	5- 0				
4- 1	0- 0	0- 0	HOME	0- 1	1- 0	3- 0				
3- 1	0- 1	0- 0	AWAY	0- 0	2- 0	1- 0				
2- 0	0- 0	0- 0	NEUTRAL	1- 0	0- 0	1- 0				
10- 5	0- 0	1- 2	CONFERENCE	1- 1	1- 0	7- 2				
6- 1	0- 0	1- 1	HOME	1- 0	0- 0	4- 0				
4- 4	0- 0	0- 1	AWAY	0- 1	1- 0	3- 2				
0- 0	0- 0	0- 0	NEUTRAL	0- 0	0- 0	0- 0				

RPI 1-25				RPI 26-50				Team's RPI: 49				RPI 51-100				RPI 101+			
RPI	S	Opponent	Score	RPI	S	Opponent	Score	RPI	S	Opponent	Score	RPI	S	Opponent	Score	RPI	S	Opponent	Score
22	A	Kentucky	39 86	27	A	Old Dominion	51 54	58	A	Middle Tenn.	59 83	111	A	Wake Forest	77 65				
				27	H	Old Dominion	63 59	66	H	Rice	62 51	114	H	Richmond	78 59				
				33	H	Western Ky.	56 60	81	N	Boston College	84 68	122	A	UAB	83 75				
								84	H	Fordham	51 76	131	A	Davidson	75 64				
												157	N	Tulane	60 56				
												183	H	Delaware	61 57				
												194	H	Gardner-Webb	74 49				
												200	A	Fla. Atlantic	44 65				
												205	A	Southern Miss.	59 55				
												205	H	Southern Miss.	63 59				
												220	A	UTEP	76 82				
												228	H	Marshall	52 46				
												245	A	East Carolina	59 47				
												259	H	North Texas	72 59				
												265	H	Louisiana Tech	55 37				
												303	A	FIU	64 50				
												312	A	UTSA	67 47				
												325	H	UMES	64 44				
LAST 10 Division I																			
205	A	Southern Miss.	59 55	220	A	UTEP	76 82												
27	H	Old Dominion	63 59	205	H	Southern Miss.	63 59												
66	H	Rice	62 51	265	H	Louisiana Tech	55 37												
259	H	North Texas	72 59	303	A	FIU	64 50												
312	A	UTSA	67 47	200	A	Fla. Atlantic	44 65												

Non-Div I Games:

Charlotte

■ Loss, 
■ Non-Conf, S Site, 
■ Home 
■ Away 
N Neutral



# Chattanooga

Through Games Of Feb. 24, 2020

Average RPI Win:	234	WON-LOST	WINNING	LAST 10	STRENGTH OF	OPP. STRENGTH	TEAM	ADJ.	CONF.	ADJ CONF.
Average RPI Loss:	131	RECORD	PCT. RANK	GAMES	SCHEDULE	OF SCHEDULE	RPI	RPI	RPI	RPI
DIV. I ONLY	10- 17	253	7-3	96	208	196	196	26	26	
DIV. I NON-CONF.	1- 13	337	0	10	81	209	209	22	22	
TOTALS	RPI 1-25	RPI 26-50	W-L RECORDS	RPI 51-100	RPI 101-150	RPI 150+				
10- 17	0- 2	0- 4	OVERALL	0- 3	2- 2	8- 6				
5- 7	0- 0	0- 3	HOME	0- 0	1- 1	4- 3				
5- 10	0- 2	0- 1	AWAY	0- 3	1- 1	4- 3				
0- 0	0- 0	0- 0	NEUTRAL	0- 0	0- 0	0- 0				
1- 13	0- 2	0- 4	NON-CONFERENCE	0- 3	1- 1	0- 3				
0- 6	0- 0	0- 3	HOME	0- 0	0- 1	0- 2				
1- 7	0- 2	0- 1	AWAY	0- 3	1- 0	0- 1				
0- 0	0- 0	0- 0	NEUTRAL	0- 0	0- 0	0- 0				
9- 4	0- 0	0- 0	CONFERENCE	0- 0	1- 1	8- 3				
5- 1	0- 0	0- 0	HOME	0- 0	1- 0	4- 1				
4- 3	0- 0	0- 0	AWAY	0- 0	0- 1	4- 2				
0- 0	0- 0	0- 0	NEUTRAL	0- 0	0- 0	0- 0				

RPI S	Opponent	Score	RPI S	Opponent	Score	RPI S	Opponent	Score	RPI S	Opponent	Score	Team's RPI: 196
5	A Louisville	37 86	41	H Purdue	34 66	57	A Belmont	50 63	104	A Liberty	71 54	
23	A NC State	38 74	47	H Troy	51 90	74	A Cincinnati	53 72	132	A UNC Greensboro	41 49	
			48	H Ohio	58 70	80	A South Dakota St.	56 71	132	H UNC Greensboro	74 59	
			50	A UT Martin	51 78				142	H Hampton	55 84	
									173	A Samford	46 60	
									173	H Samford	64 58	
									179	H Austin Peay	49 50	
									212	A Furman	69 63	
									212	H Furman	60 52	
									224	H Northern Colo.	42 59	
									273	A Wofford	51 49	
									273	H Wofford	80 76	
									285	A Eastern Ky.	65 71	
									291	A ETSU	91 82	
									328	A Mercer	48 55	
									328	H Mercer	58 52	
									339	A Western Caro.	59 52	
									339	H Western Caro.	53 61	
LAST 10 Division I												
173	H Samford	64 58	132	H UNC Greensboro	74 59							
328	H Mercer	58 52	291	A ETSU	91 82							
273	A Wofford	51 49	328	A Mercer	48 55							
212	A Furman	69 63	173	A Samford	46 60							
339	H Western Caro.	53 61	212	H Furman	60 52							

Non-Div I Games:

Chattanooga

Loss, Non-Conf, S Site, H Home A Away N Neutral

Average RPI Win:	231	WON-LOST	WINNING	LAST 10	STRENGTH OF	OPP. STRENGTH	TEAM	ADJ.	CONF.	ADJ CONF.
Average RPI Loss:	236	RECORD	PCT. RANK	GAMES	SCHEDULE	OF SCHEDULE	RPI	RPI	RPI	RPI
DIV. I ONLY	1- 25	350	1-9	314	328	347	347	31	31	
DIV. I NON-CONF.	0- 13	338	0	257	271	341	341	32	32	
TOTALS	RPI 1-25	RPI 26-50	W-L RECORDS	RPI 51-100	RPI 101-150	RPI 150+				
1- 25	0- 1	0- 0	OVERALL	0- 0	0- 5	1- 19				
0- 11	0- 1	0- 0	HOME	0- 0	0- 2	0- 8				
1- 13	0- 0	0- 0	AWAY	0- 0	0- 3	1- 10				
0- 1	0- 0	0- 0	NEUTRAL	0- 0	0- 0	0- 1				
0- 13	0- 1	0- 0	NON-CONFERENCE	0- 0	0- 5	0- 7				
0- 6	0- 1	0- 0	HOME	0- 0	0- 2	0- 3				
0- 6	0- 0	0- 0	AWAY	0- 0	0- 3	0- 3				
0- 1	0- 0	0- 0	NEUTRAL	0- 0	0- 0	0- 1				
1- 12	0- 0	0- 0	CONFERENCE	0- 0	0- 0	1- 12				
0- 5	0- 0	0- 0	HOME	0- 0	0- 0	0- 5				
1- 7	0- 0	0- 0	AWAY	0- 0	0- 0	1- 7				
0- 0	0- 0	0- 0	NEUTRAL	0- 0	0- 0	0- 0				

RPI	S	Opponent	Score	RPI	S	Opponent	Score	RPI	S	Opponent	Score	RPI	S	Opponent	Score	Team's RPI: 347
24	H	Arizona	50 82									105	A	UT Arlington	53 84	
												130	H	Green Bay	46 102	
												147	H	Loyola Chicago	53 98	
												149	A	Valparaiso	49 95	
												150	A	Western Mich.	69 90	
												189	A	Illinois	66 96	
												193	H	Western Ill.	78 88	
												210	A	UMKC	57 73	
												227	A	Grand Canyon	49 69	
												227	H	Grand Canyon	57 68	
												231	A	CSU Bakersfield	60 58	
												231	H	CSU Bakersfield	51 58	
												246	A	Nevada	60 80	
												255	N	UC Santa Barbara	65 96	
												277	H	Oakland	70 98	
												295	A	California Baptist	68 103	
												295	H	California Baptist	65 80	
												302	A	Utah Valley	58 89	
												304	A	Seattle U	51 80	
												315	A	UTRGV	68 77	
												315	H	UTRGV	67 87	
												320	A	Evansville	42 76	
												321	A	New Mexico St.	56 80	
												321	H	New Mexico St.	60 73	
												343	H	UIC	61 73	
LAST 10 Division I																
295	A	California Baptist	68 103	210	A	UMKC	57 73									
227	H	Grand Canyon	57 68	295	H	California Baptist	65 80									
231	H	CSU Bakersfield	51 58	231	A	CSU Bakersfield	60 58									
315	A	UTRGV	68 77	227	A	Grand Canyon	49 69									
321	A	New Mexico St.	56 80	315	H	UTRGV	67 87									

Non-Div I Games:

Chicago St.

■ Loss, 
■ Non-Conf, 
■ S Site, 
■ H Home 
■ A Away 
N Neutral

Average RPI Win:	178	WON-LOST	WINNING	LAST 10	STRENGTH OF	OPP. STRENGTH	TEAM	ADJ.	CONF.	ADJ CONF.
Average RPI Loss:	57	RECORD	PCT. RANK	GAMES	SCHEDULE	OF SCHEDULE	RPI	RPI	RPI	RPI
DIV. I ONLY	18- 8	63	7-3	130	64	74	74	9	9	
DIV. I NON-CONF.	9- 4	84	0	195	42	127	127	10	10	
TOTALS	RPI 1-25	RPI 26-50	W-L RECORDS	RPI 51-100	RPI 101-150	RPI 150+				
18- 8	0- 3	1- 1	OVERALL	3- 3	2- 0	12- 1				
13- 2	0- 1	1- 0	HOME	3- 1	1- 0	8- 0				
5- 4	0- 1	0- 1	AWAY	0- 1	1- 0	4- 1				
0- 2	0- 1	0- 0	NEUTRAL	0- 1	0- 0	0- 0				
9- 4	0- 2	0- 0	NON-CONFERENCE	1- 2	2- 0	6- 0				
7- 2	0- 1	0- 0	HOME	1- 1	1- 0	5- 0				
2- 0	0- 0	0- 0	AWAY	0- 0	1- 0	1- 0				
0- 2	0- 1	0- 0	NEUTRAL	0- 1	0- 0	0- 0				
9- 4	0- 1	1- 1	CONFERENCE	2- 1	0- 0	6- 1				
6- 0	0- 0	1- 0	HOME	2- 0	0- 0	3- 0				
3- 4	0- 1	0- 1	AWAY	0- 1	0- 0	3- 1				
0- 0	0- 0	0- 0	NEUTRAL	0- 0	0- 0	0- 0				

RPI 1-25				RPI 26-50				RPI 51-100 Team's RPI: 74				RPI 101+			
RPI	S	Opponent	Score	RPI	S	Opponent	Score	RPI	S	Opponent	Score	RPI	S	Opponent	Score
6	A	UConn	50 80	39	A	UCF	42 49	60	N	Bucknell	48 56	102	A	VCU	58 56
9	N	Iowa	61 69	39	H	UCF	81 64	69	A	South Fla.	68 76	107	H	Utah	68 62
21	H	Ohio St.	73 78					69	H	South Fla.	60 55	157	A	Tulane	59 64
								71	H	Ball St.	63 56	157	H	Tulane	87 63
								90	H	Temple	86 81	191	A	Houston	74 65
								93	H	Saint Louis	50 60	191	H	Houston	85 66
												192	A	Memphis	73 66
												196	H	Chattanooga	72 53
												198	H	Miami (OH)	98 68
												218	A	SMU	73 58
												248	H	Alabama A&M	62 47
												254	A	Xavier	85 78
												270	H	Tulsa	78 53
												286	H	Pittsburgh	69 53
												331	H	Coppin St.	86 40
LAST 10 Division I															
157	H	Tulane	87 63	69	H	South Fla.	60 55								
191	A	Houston	74 65	6	A	UConn	50 80								
39	A	UCF	42 49	90	H	Temple	86 81								
270	H	Tulsa	78 53	191	H	Houston	85 66								
218	A	SMU	73 58	157	A	Tulane	59 64								

Non-Div I Games:

Cincinnati

■ Loss, 
■ Non-Conf, 
■ S Site, 
■ H Home 
■ A Away 
N Neutral

[illegible]

**Non-Div I Games:**

Average RPI Win:	278	WON-LOST	WINNING	LAST 10	STRENGTH OF	OPP. STRENGTH	TEAM	ADJ.	CONF.	ADJ CONF.
Average RPI Loss:	177	RECORD	PCT. RANK	GAMES	SCHEDULE	OF SCHEDULE	RPI	RPI	RPI	RPI
DIV. I ONLY	17- 8	67	6-4	349	252	202	202	22	22	
DIV. I NON-CONF.	8- 1	26	0	351	239	177	177	19	19	
TOTALS	RPI 1-25	RPI 26-50	W-L RECORDS	RPI 51-100	RPI 101-150	RPI 150+				
17- 8	0- 0	0- 0	OVERALL	0- 2	0- 1	17- 5				
7- 3	0- 0	0- 0	HOME	0- 1	0- 1	7- 1				
10- 5	0- 0	0- 0	AWAY	0- 1	0- 0	10- 4				
0- 0	0- 0	0- 0	NEUTRAL	0- 0	0- 0	0- 0				
8- 1	0- 0	0- 0	NON-CONFERENCE	0- 0	0- 0	8- 1				
1- 0	0- 0	0- 0	HOME	0- 0	0- 0	1- 0				
7- 1	0- 0	0- 0	AWAY	0- 0	0- 0	7- 1				
0- 0	0- 0	0- 0	NEUTRAL	0- 0	0- 0	0- 0				
9- 7	0- 0	0- 0	CONFERENCE	0- 2	0- 1	9- 4				
6- 3	0- 0	0- 0	HOME	0- 1	0- 1	6- 1				
3- 4	0- 0	0- 0	AWAY	0- 1	0- 0	3- 3				
0- 0	0- 0	0- 0	NEUTRAL	0- 0	0- 0	0- 0				

RPI S	Opponent	Score	RPI S	Opponent	Score	RPI S	Opponent	Score	RPI S	Opponent	Score	Team's RPI: 202
						64	A IUPUI	48 58	130	H Green Bay	54 74	
						64	H IUPUI	53 78	151	H Akron	66 62	
									155	A Wright St.	62 78	
									155	H Wright St.	73 75	
									186	A Northern Ky.	73 68	
									186	H Northern Ky.	66 62	
									238	H Milwaukee	58 49	
									251	A Youngstown St.	72 84	
									251	H Youngstown St.	60 52	
									261	A Bowling Green	62 89	
									262	A Delaware St.	57 49	
									277	A Oakland	79 58	
									277	H Oakland	83 64	
									291	A ETSU	62 54	
									296	A St. Bonaventure	65 62	
									309	A Omaha	79 66	
									318	A Hofstra	61 51	
									330	A LIU Brooklyn	79 49	
									332	A Detroit Mercy	59 70	
									332	H Detroit Mercy	68 63	
									339	A Western Caro.	68 61	
									343	A UIC	83 43	
									343	H UIC	84 44	
LAST 10 Division I												
			332	H Detroit Mercy	68 63		343	A UIC	83 43			
			277	H Oakland	83 64		64	A IUPUI	48 58			
			251	A Youngstown St.	72 84		130	H Green Bay	54 74			
			155	H Wright St.	73 75		238	H Milwaukee	58 49			
			186	H Northern Ky.	66 62		277	A Oakland	79 58			

Non-Div I Games: Davis &amp; Elkins 110 41 Lake Erie 95 49

Cleveland St.

Average RPI Win: <b>239</b>	WON-LOST	WINNING	LAST 10	STRENGTH OF	OPP. STRENGTH	TEAM	ADJ.	CONF.	ADJ CONF.
Average RPI Loss: <b>140</b>	RECORD	PCT. RANK	GAMES	SCHEDULE	OF SCHEDULE	RPI	RPI	RPI	RPI
DIV. I ONLY	21- 3	13	9-1	292	248	78	78	21	21
DIV. I NON-CONF.	8- 1	26	0	341	315	157	157	20	20
TOTALS	RPI 1-25	RPI 26-50	W-L RECORDS	RPI 51-100	RPI 101-150	RPI 150+			
21- 3	0- 0	1- 1	OVERALL	0- 0	3- 1	17- 1			
10- 1	0- 0	1- 0	HOME	0- 0	2- 1	7- 0			
10- 2	0- 0	0- 1	AWAY	0- 0	1- 0	9- 1			
1- 0	0- 0	0- 0	NEUTRAL	0- 0	0- 0	1- 0			
8- 1	0- 0	0- 0	NON-CONFERENCE	0- 0	1- 1	7- 0			
4- 1	0- 0	0- 0	HOME	0- 0	1- 1	3- 0			
3- 0	0- 0	0- 0	AWAY	0- 0	0- 0	3- 0			
1- 0	0- 0	0- 0	NEUTRAL	0- 0	0- 0	1- 0			
13- 2	0- 0	1- 1	CONFERENCE	0- 0	2- 0	10- 1			
6- 0	0- 0	1- 0	HOME	0- 0	1- 0	4- 0			
7- 2	0- 0	0- 1	AWAY	0- 0	1- 0	6- 1			
0- 0	0- 0	0- 0	NEUTRAL	0- 0	0- 0	0- 0			

RPI 1-25				RPI 26-50				RPI 51-100				Team's RPI: 78		RPI 101+			
RPI	S	Opponent	Score	RPI	S	Opponent	Score	RPI	S	Opponent	Score			RPI	S	Opponent	Score
				47	A	Troy	77 84							105	A	UT Arlington	80 62
				47	H	Troy	124 103							105	H	UT Arlington	62 56
														114	H	Richmond	67 79
														132	H	UNC Greensboro	63 54
														177	N	Elon	76 65
														196	A	Little Rock	68 48
														232	H	George Mason	74 59
														236	A	Appalachian St.	80 53
														247	A	South Alabama	71 62
														247	H	South Alabama	76 73
														256	A	Texas St.	69 59
														256	H	Texas St.	75 67
														258	A	Arkansas St.	61 63
														273	A	Wofford	78 73
														274	A	UNCW	62 43
														298	A	Ga. Southern	90 74
														298	H	Ga. Southern	66 59
														313	A	Georgia St.	66 50
														313	H	Georgia St.	87 45
														335	H	Ark.-Pine Bluff	76 69
														339	A	Western Caro.	66 43
														349	H	South Carolina St.	85 44
LAST 10 Division I																	
				313	A	Georgia St.	66 50					256	A	Texas St.		69 59	
				298	A	Ga. Southern	90 74					313	H	Georgia St.		87 45	
				247	H	South Alabama	76 73					298	H	Ga. Southern		66 59	
				47	H	Troy	124 103					258	A	Arkansas St.		61 63	
				105	A	UT Arlington	80 62					236	A	Appalachian St.		80 53	

Non-Div I Games: UNC Pembroke 86 44 Wesleyan (GA) 132 32

Coastal Caro.

■ Loss, 
 ■ Non-Conf, 
 ■ S Site, 
 ■ Home 
 ■ A Away 
 N Neutral

Average RPI Win:	261	WON-LOST	WINNING	LAST 10	STRENGTH OF	OPP. STRENGTH	TEAM	ADJ.	CONF.	ADJ CONF.
Average RPI Loss:	157	RECORD	PCT. RANK	GAMES	SCHEDULE	OF SCHEDULE	RPI	RPI	RPI	RPI
DIV. I ONLY	10- 14	224	2-8	298	220	263	263	14	14	
DIV. I NON-CONF.	6- 4	123	0	345	342	261	261	13	13	
TOTALS	RPI 1-25	RPI 26-50	W-L RECORDS	RPI 51-100	RPI 101-150	RPI 150+				
10- 14	0- 0	1- 2	OVERALL	0- 0	0- 5	9- 7				
5- 6	0- 0	1- 1	HOME	0- 0	0- 2	4- 3				
5- 8	0- 0	0- 1	AWAY	0- 0	0- 3	5- 4				
0- 0	0- 0	0- 0	NEUTRAL	0- 0	0- 0	0- 0				
6- 4	0- 0	0- 0	NON-CONFERENCE	0- 0	0- 2	6- 2				
2- 2	0- 0	0- 0	HOME	0- 0	0- 1	2- 1				
4- 2	0- 0	0- 0	AWAY	0- 0	0- 1	4- 1				
0- 0	0- 0	0- 0	NEUTRAL	0- 0	0- 0	0- 0				
4- 10	0- 0	1- 2	CONFERENCE	0- 0	0- 3	3- 5				
3- 4	0- 0	1- 1	HOME	0- 0	0- 1	2- 2				
1- 6	0- 0	0- 1	AWAY	0- 0	0- 2	1- 3				
0- 0	0- 0	0- 0	NEUTRAL	0- 0	0- 0	0- 0				

RPI S	Opponent	Score	RPI S	Opponent	Score	RPI S	Opponent	Score	RPI S	Opponent	Score	Team's RPI: 263
40	A James Madison	50 81	40	H James Madison	53 87				111	A Wake Forest	50 106	
43	H Drexel	73 59							117	A William & Mary	60 85	
									117	H William & Mary	74 80	
									127	A Northeastern	68 72	
									132	H UNC Greensboro	56 69	
									176	A Towson	72 83	
									176	H Towson	62 79	
									177	A Elon	48 90	
									177	H Elon	57 85	
									183	H Delaware	84 73	
									184	A High Point	79 70	
									232	H George Mason	61 72	
									269	A Winthrop	84 73	
									274	A UNCW	50 74	
									274	H UNCW	67 63	
									305	A Presbyterian	54 58	
									307	H N.C. Central	85 78	
									318	A Hofstra	63 60	
									339	H Western Caro.	73 62	
									345	A Charleston So.	79 70	
									349	A South Carolina St.	76 55	
LAST 10 Division I												
274	A UNCW	50 74	318	A Hofstra	63 60							
176	A Towson	72 83	127	A Northeastern	68 72							
40	A James Madison	50 81	274	H UNCW	67 63							
177	H Elon	57 85	40	H James Madison	53 87							
117	H William & Mary	74 80	176	H Towson	62 79							

Non-Div I Games: Coker 82 57

Col. of Charleston

■ Loss, 
 ■ Non-Conf, 
 ■ S Site, 
 ■ H Home 
 ■ A Away 
 N Neutral

Average RPI Win: <b>227</b>	WON-LOST	WINNING	LAST 10	STRENGTH OF	OPP. STRENGTH	TEAM	ADJ.	CONF.	ADJ CONF.
Average RPI Loss: <b>102</b>	RECORD	PCT. RANK	GAMES	SCHEDULE	OF SCHEDULE	RPI	RPI	RPI	RPI
DIV. I ONLY	19- 7	48	7-3	222	156	88	88	15	15
DIV. I NON-CONF.	8- 3	68	0	230	166	84	84	15	15
TOTALS	RPI 1-25	RPI 26-50	W-L RECORDS	RPI 51-100	RPI 101-150	RPI 150+			
19- 7	0- 1	0- 0	OVERALL	1- 3	4- 1	14- 2			
11- 1	0- 0	0- 0	HOME	1- 0	1- 1	9- 0			
8- 6	0- 1	0- 0	AWAY	0- 3	3- 0	5- 2			
0- 0	0- 0	0- 0	NEUTRAL	0- 0	0- 0	0- 0			
8- 3	0- 1	0- 0	NON-CONFERENCE	1- 2	0- 0	7- 0			
5- 0	0- 0	0- 0	HOME	1- 0	0- 0	4- 0			
3- 3	0- 1	0- 0	AWAY	0- 2	0- 0	3- 0			
0- 0	0- 0	0- 0	NEUTRAL	0- 0	0- 0	0- 0			
11- 4	0- 0	0- 0	CONFERENCE	0- 1	4- 1	7- 2			
6- 1	0- 0	0- 0	HOME	0- 0	1- 1	5- 0			
5- 3	0- 0	0- 0	AWAY	0- 1	3- 0	2- 2			
0- 0	0- 0	0- 0	NEUTRAL	0- 0	0- 0	0- 0			

RPI 1-25				RPI 26-50				RPI 51-100				Team's RPI: 88	RPI 101+			
RPI	S	Opponent	Score	RPI	S	Opponent	Score	RPI	S	Opponent	Score		RPI	S	Opponent	Score
7	A	Northwestern	44 73					60	A	Bucknell	43 66		124	A	Holy Cross	80 69
								65	A	Alabama	52 72		124	H	Holy Cross	71 60
								68	H	Yale	70 67		133	A	Lehigh	82 73
								93	A	Saint Louis	51 61		136	A	Boston U.	70 61
													136	H	Boston U.	58 60
													174	A	Lafayette	39 55
													174	H	Lafayette	73 52
													182	A	American	61 63
													182	H	American	63 62
													188	A	Cornell	62 58
													237	H	UMass Lowell	73 51
													264	A	Loyola Maryland	76 74
													264	H	Loyola Maryland	79 70
													278	H	Siena	88 51
													280	H	Wagner	74 58
													284	H	Niagara	85 72
													294	H	Army West Point	100 93
													306	A	Navy	65 53
													306	H	Navy	80 55
													326	A	NJIT	79 52
													337	A	Canisius	90 69
LAST 10 Division I																
				124	A	Holy Cross	80 69						124	H	Holy Cross	71 60
				133	A	Lehigh	82 73						174	A	Lafayette	39 55
				264	H	Loyola Maryland	79 70						182	H	American	63 62
				136	H	Boston U.	58 60						60	A	Bucknell	43 66
				306	A	Navy	65 53						136	A	Boston U.	70 61

Non-Div I Games:

Colgate

■ Loss, 
 ■ Non-Conf, S Site, 
 ■ Home 
 ■ Away 
 N Neutral



Average RPI Win:	173	WON-LOST	WINNING	LAST 10	STRENGTH OF	OPP. STRENGTH	TEAM	ADJ.	CONF.	ADJ CONF.
Average RPI Loss:	39	RECORD	PCT. RANK	GAMES	SCHEDULE	OF SCHEDULE	RPI	RPI	RPI	RPI
DIV. I ONLY	16- 11	118	3-7	61	14	76	76	1	1	
DIV. I NON-CONF.	11- 0	1	0	293	164	51	51	2	2	
TOTALS	RPI 1-25	RPI 26-50	W-L RECORDS	RPI 51-100	RPI 101-150	RPI 150+				
16- 11	1- 7	0- 1	OVERALL	1- 0	6- 3	8- 0				
9- 6	1- 4	0- 1	HOME	1- 0	3- 1	4- 0				
6- 5	0- 3	0- 0	AWAY	0- 0	2- 2	4- 0				
1- 0	0- 0	0- 0	NEUTRAL	0- 0	1- 0	0- 0				
11- 0	0- 0	0- 0	NON-CONFERENCE	0- 0	3- 0	8- 0				
6- 0	0- 0	0- 0	HOME	0- 0	2- 0	4- 0				
4- 0	0- 0	0- 0	AWAY	0- 0	0- 0	4- 0				
1- 0	0- 0	0- 0	NEUTRAL	0- 0	1- 0	0- 0				
5- 11	1- 7	0- 1	CONFERENCE	1- 0	3- 3	0- 0				
3- 6	1- 4	0- 1	HOME	1- 0	1- 1	0- 0				
2- 5	0- 3	0- 0	AWAY	0- 0	2- 2	0- 0				
0- 0	0- 0	0- 0	NEUTRAL	0- 0	0- 0	0- 0				

RPI 1-25				RPI 26-50				RPI 51-100 Team's RPI: 76				RPI 101+			
RPI	S	Opponent	Score	RPI	S	Opponent	Score	RPI	S	Opponent	Score	RPI	S	Opponent	Score
1	A	Oregon	46 104	29	H	Arizona St.	59 65	83	H	Southern California	66 53	107	A	Utah	80 70
1	H	Oregon	53 101									107	H	Utah	69 84
8	A	Stanford	68 76									108	A	Washington St.	59 69
8	H	Stanford	66 69									122	N	UAB	77 69
11	H	UCLA	62 65									126	A	Washington	52 61
17	A	Oregon St.	60 72									137	A	California	62 50
17	H	Oregon St.	52 79									137	H	California	64 57
24	H	Arizona	50 38									138	H	Wisconsin	74 57
												143	H	Texas Southern	74 50
												157	A	Tulane	62 52
												169	H	Jacksonville	66 44
												181	A	Wyoming	66 56
												242	H	Denver	96 70
												254	A	Xavier	62 53
												272	H	Indiana St.	59 46
												276	A	Colorado St.	79 75
												326	H	NJIT	80 57
LAST 10 Division I															
24	H	Arizona	50 38	108	A	Washington St.	59 69								
29	H	Arizona St.	59 65	1	H	Oregon	53 101								
8	H	Stanford	66 69	17	H	Oregon St.	52 79								
137	H	California	64 57	137	A	California	62 50								
126	A	Washington	52 61	8	A	Stanford	68 76								

Non-Div I Games:

Colorado

■ Loss, 
 ■ Non-Conf, S Site, 
 ■ Home 
 ■ Away 
 N Neutral

Average RPI Win:	261	WON-LOST	WINNING	LAST 10	STRENGTH OF	OPP. STRENGTH	TEAM	ADJ.	CONF.	ADJ CONF.
Average RPI Loss:	163	RECORD	PCT. RANK	GAMES	SCHEDULE	OF SCHEDULE	RPI	RPI	RPI	RPI
DIV. I ONLY	10- 16	246	3-7	243	224	276	276	17	17	
DIV. I NON-CONF.	4- 5	195	0	312	257	278	278	21	21	
TOTALS	RPI 1-25	RPI 26-50	W-L RECORDS	RPI 51-100	RPI 101-150	RPI 150+				
10- 16	0- 0	0- 0	OVERALL	0- 5	0- 1	10- 10				
7- 7	0- 0	0- 0	HOME	0- 3	0- 0	7- 4				
3- 9	0- 0	0- 0	AWAY	0- 2	0- 1	3- 6				
0- 0	0- 0	0- 0	NEUTRAL	0- 0	0- 0	0- 0				
4- 5	0- 0	0- 0	NON-CONFERENCE	0- 2	0- 1	4- 2				
3- 2	0- 0	0- 0	HOME	0- 1	0- 0	3- 1				
1- 3	0- 0	0- 0	AWAY	0- 1	0- 1	1- 1				
0- 0	0- 0	0- 0	NEUTRAL	0- 0	0- 0	0- 0				
6- 11	0- 0	0- 0	CONFERENCE	0- 3	0- 0	6- 8				
4- 5	0- 0	0- 0	HOME	0- 2	0- 0	4- 3				
2- 6	0- 0	0- 0	AWAY	0- 1	0- 0	2- 5				
0- 0	0- 0	0- 0	NEUTRAL	0- 0	0- 0	0- 0				

RPI 1-25				RPI 26-50				RPI 51-100				RPI 101+ Team's RPI: 276			
RPI	S	Opponent	Score	RPI	S	Opponent	Score	RPI	S	Opponent	Score	RPI	S	Opponent	Score
								55	A	Tennessee	41 79	123	A	Idaho	54 61
								73	A	Fresno St.	53 55	163	A	San Jose St.	64 69
								73	H	Fresno St.	61 79	163	H	San Jose St.	53 58
								76	H	Colorado	75 79	180	H	Northern Ill.	75 80
								100	H	Boise St.	69 72	181	A	Wyoming	56 49
												181	H	Wyoming	40 43
												206	A	UNLV	52 56
												206	H	UNLV	60 56
												222	A	New Mexico	62 73
												224	A	Northern Colo.	75 58
												235	A	San Diego St.	49 59
												235	H	San Diego St.	61 64
												246	A	Nevada	63 74
												246	H	Nevada	75 70
												257	H	Incarnate Word	75 47
												270	A	Tulsa	55 61
												281	H	Air Force	60 40
												282	A	Utah St.	67 61
												282	H	Utah St.	56 55
												301	H	UC Riverside	52 40
												351	H	Mississippi Val.	65 46
LAST 10 Division I															
235	H	San Diego St.	61 64	73	H	Fresno St.	61 79								
163	A	San Jose St.	64 69	206	A	UNLV	52 56								
206	H	UNLV	60 56	246	A	Nevada	63 74								
181	H	Wyoming	40 43	282	H	Utah St.	56 55								
282	A	Utah St.	67 61	73	A	Fresno St.	53 55								

Non-Div I Games: Western St. 56 47 Chadron St. 102 51

Colorado St.

Average RPI Win: <b>204</b>	WON-LOST	WINNING	LAST 10	STRENGTH OF	OPP. STRENGTH	TEAM	ADJ.	CONF.	ADJ CONF.
Average RPI Loss: <b>141</b>	RECORD	PCT. RANK	GAMES	SCHEDULE	OF SCHEDULE	RPI	RPI	RPI	RPI
DIV. I ONLY	15- 8	81	6-4	244	132	125	125	7	7
DIV. I NON-CONF.	9- 4	84	0	334	232	186	186	8	8
TOTALS	RPI 1-25	RPI 26-50	W-L RECORDS	RPI 51-100	RPI 101-150	RPI 150+			
15- 8	0- 1	0- 0	OVERALL	3- 2	2- 2	10- 3			
10- 2	0- 0	0- 0	HOME	2- 1	1- 0	7- 1			
5- 6	0- 1	0- 0	AWAY	1- 1	1- 2	3- 2			
0- 0	0- 0	0- 0	NEUTRAL	0- 0	0- 0	0- 0			
9- 4	0- 0	0- 0	NON-CONFERENCE	1- 0	2- 2	6- 2			
6- 1	0- 0	0- 0	HOME	1- 0	1- 0	4- 1			
3- 3	0- 0	0- 0	AWAY	0- 0	1- 2	2- 1			
0- 0	0- 0	0- 0	NEUTRAL	0- 0	0- 0	0- 0			
6- 4	0- 1	0- 0	CONFERENCE	2- 2	0- 0	4- 1			
4- 1	0- 0	0- 0	HOME	1- 1	0- 0	3- 0			
2- 3	0- 1	0- 0	AWAY	1- 1	0- 0	1- 1			
0- 0	0- 0	0- 0	NEUTRAL	0- 0	0- 0	0- 0			

RPI 1-25				RPI 26-50				RPI 51-100				RPI 101+ Team's RPI: 125			
RPI	S	Opponent	Score	RPI	S	Opponent	Score	RPI	S	Opponent	Score	RPI	S	Opponent	Score
14	A	Princeton	55 <b>77</b>					53	A	Penn	84 <b>86</b>	120	A	Vanderbilt	51 <b>72</b>
								68	A	Yale	74 65	129	A	Robert Morris	61 59
								68	H	Yale	60 <b>85</b>	131	H	Davidson	63 60
								84	H	Fordham	70 51	144	A	Buffalo	75 <b>82</b>
								97	H	Harvard	89 64	164	H	Dartmouth	73 63
												188	A	Cornell	77 <b>80</b>
												188	H	Cornell	76 66
												219	A	Brown	76 66
												219	H	Brown	74 60
												225	H	Saint Joseph's	57 <b>71</b>
												238	H	Milwaukee	74 46
												241	H	Georgetown	54 49
												294	A	Army West Point	71 62
												319	A	Albany (NY)	78 <b>82</b>
												326	H	NJIT	99 43
												328	H	Mercer	77 48
												334	A	Tennessee St.	75 65
LAST 10 Division I															
68	A	Yale	74 65	53	A	Penn	84 <b>86</b>								
219	A	Brown	76 66	219	H	Brown	74 60								
97	H	Harvard	89 64	68	H	Yale	60 <b>85</b>								
164	H	Dartmouth	73 63	188	A	Cornell	77 <b>80</b>								
14	A	Princeton	55 <b>77</b>	188	H	Cornell	76 66								

Non-Div I Games:

Columbia

■ Loss, 
 ■ Non-Conf, 
 ■ S Site, 
 ■ H Home 
 ■ A Away 
 N Neutral

Average RPI Win: <b>283</b>	WON-LOST	WINNING	LAST 10	STRENGTH OF	OPP. STRENGTH	TEAM	ADJ.	CONF.	ADJ CONF.
Average RPI Loss: <b>195</b>	RECORD	PCT. RANK	GAMES	SCHEDULE	OF SCHEDULE	RPI	RPI	RPI	RPI
DIV. I ONLY	3- 23	336	3-7	246	297	331	331	29	29
DIV. I NON-CONF.	0- 12	338	0	111	173	320	320	29	29
TOTALS	RPI 1-25	RPI 26-50	W-L RECORDS	RPI 51-100	RPI 101-150	RPI 150+			
3- 23	0- 0	0- 2	OVERALL	0- 4	0- 2	3- 15			
1- 9	0- 0	0- 0	HOME	0- 0	0- 0	1- 9			
2- 14	0- 0	0- 2	AWAY	0- 4	0- 2	2- 6			
0- 0	0- 0	0- 0	NEUTRAL	0- 0	0- 0	0- 0			
0- 12	0- 0	0- 2	NON-CONFERENCE	0- 4	0- 1	0- 5			
0- 2	0- 0	0- 0	HOME	0- 0	0- 0	0- 2			
0- 10	0- 0	0- 2	AWAY	0- 4	0- 1	0- 3			
0- 0	0- 0	0- 0	NEUTRAL	0- 0	0- 0	0- 0			
3- 11	0- 0	0- 0	CONFERENCE	0- 0	0- 1	3- 10			
1- 7	0- 0	0- 0	HOME	0- 0	0- 0	1- 7			
2- 4	0- 0	0- 0	AWAY	0- 0	0- 1	2- 3			
0- 0	0- 0	0- 0	NEUTRAL	0- 0	0- 0	0- 0			

RPI 1-25				RPI 26-50				RPI 51-100				RPI 101+				Team's RPI: 331	
RPI	S	Opponent	Score	RPI	S	Opponent	Score	RPI	S	Opponent	Score	RPI	S	Opponent	Score		
				34	A	South Dakota	44 82	52	A	Dayton	48 78	106	A	Bethune-Cookman	51 82		
				44	A	Rutgers	33 107	62	A	West Virginia	47 82	141	A	George Washington	35 54		
								74	A	Cincinnati	40 86	153	H	N.C. A&T	38 84		
								80	A	South Dakota St.	41 94	171	A	La Salle	46 79		
												175	A	Norfolk St.	57 55		
												175	H	Norfolk St.	48 85		
												228	A	Marshall	47 60		
												240	H	Morgan St.	42 47		
												249	A	Howard	52 64		
												249	H	Howard	54 66		
												262	A	Delaware St.	55 72		
												262	H	Delaware St.	65 72		
												284	H	Niagara	67 82		
												288	A	UMBC	48 71		
												307	H	N.C. Central	44 58		
												323	H	Saint Peter's	57 82		
												325	H	UMES	66 63		
												341	A	Florida A&M	48 58		
												349	A	South Carolina St.	61 42		
												349	H	South Carolina St.	60 71		
LAST 10 Division I																	
				262	H	Delaware St.	65 72	249	A	Howard	52 64						
				175	A	Norfolk St.	57 55	262	A	Delaware St.	55 72						
				349	A	South Carolina St.	61 42	249	H	Howard	54 66						
				325	H	UMES	66 63	240	H	Morgan St.	42 47						
				307	H	N.C. Central	44 58	153	H	N.C. A&T	38 84						

Non-Div I Games:

Coppin St.

Average RPI Win:	262	WON-LOST	WINNING	LAST 10	STRENGTH OF	OPP. STRENGTH	TEAM	ADJ.	CONF.	ADJ CONF.
Average RPI Loss:	98	RECORD	PCT. RANK	GAMES	SCHEDULE	OF SCHEDULE	RPI	RPI	RPI	RPI
DIV. I ONLY	9- 13	229	2-8	105	174	188	188	7	7	
DIV. I NON-CONF.	7- 5	131	0	214	292	164	164	8	8	
TOTALS	RPI 1-25	RPI 26-50	W-L RECORDS	RPI 51-100	RPI 101-150	RPI 150+				
9- 13	0- 2	0- 0	OVERALL	0- 6	1- 2	8- 3				
5- 6	0- 0	0- 0	HOME	0- 3	1- 1	4- 2				
4- 7	0- 2	0- 0	AWAY	0- 3	0- 1	4- 1				
0- 0	0- 0	0- 0	NEUTRAL	0- 0	0- 0	0- 0				
7- 5	0- 1	0- 0	NON-CONFERENCE	0- 2	0- 1	7- 1				
3- 3	0- 0	0- 0	HOME	0- 1	0- 1	3- 1				
4- 2	0- 1	0- 0	AWAY	0- 1	0- 0	4- 0				
0- 0	0- 0	0- 0	NEUTRAL	0- 0	0- 0	0- 0				
2- 8	0- 1	0- 0	CONFERENCE	0- 4	1- 1	1- 2				
2- 3	0- 0	0- 0	HOME	0- 2	1- 0	1- 1				
0- 5	0- 1	0- 0	AWAY	0- 2	0- 1	0- 1				
0- 0	0- 0	0- 0	NEUTRAL	0- 0	0- 0	0- 0				

RPI 1-25				RPI 26-50				RPI 51-100				RPI 101+ Team's RPI: 188			
RPI	S	Opponent	Score	RPI	S	Opponent	Score	RPI	S	Opponent	Score	RPI	S	Opponent	Score
14	A	Princeton	29 60					53	A	Penn	41 63	125	A	Columbia	66 76
16	A	TCU	49 59					62	A	West Virginia	62 68	125	H	Columbia	80 77
								68	A	Yale	51 65	134	H	Duquesne	62 72
								68	H	Yale	67 74	164	H	Dartmouth	65 67
								88	H	Colgate	58 62	167	H	Binghamton	56 59
								97	H	Harvard	58 73	219	A	Brown	73 77
												219	H	Brown	74 63
												237	A	UMass Lowell	70 56
												262	A	Delaware St.	77 51
												284	H	Niagara	82 59
												291	H	ETSU	71 43
												296	A	St. Bonaventure	70 42
												319	A	Albany (NY)	71 51
												326	H	NJIT	68 44
LAST 10 Division I															
219	A	Brown	73 77	14	A	Princeton	29 60								
68	A	Yale	51 65	68	H	Yale	67 74								
164	H	Dartmouth	65 67	219	H	Brown	74 63								
97	H	Harvard	58 73	125	H	Columbia	80 77								
53	A	Penn	41 63	125	A	Columbia	66 76								

Non-Div I Games:

Cornell

■ Loss, 
 ■ Non-Conf, S Site, 
 ■ Home 
 ■ Away 
 N Neutral

Creighton

Through Games Of Feb. 24, 2020

Average RPI Win:	143	WON-LOST	WINNING	LAST 10	STRENGTH OF	OPP. STRENGTH	TEAM	ADJ.	CONF.	ADJ CONF.
Average RPI Loss:	53	RECORD	PCT. RANK	GAMES	SCHEDULE	OF SCHEDULE	RPI	RPI	RPI	RPI
DIV. I ONLY	17- 10	88	5-5	46	62	42	42	6	6	
DIV. I NON-CONF.	8- 3	68	0	36	34	15	15	6	6	
TOTALS	RPI 1-25	RPI 26-50	W-L RECORDS	RPI 51-100	RPI 101-150	RPI 150+				
17- 10	1- 1	1- 4	OVERALL	7- 5	0- 0	8- 0				
8- 3	0- 1	1- 0	HOME	3- 2	0- 0	4- 0				
7- 7	1- 0	0- 4	AWAY	2- 3	0- 0	4- 0				
2- 0	0- 0	0- 0	NEUTRAL	2- 0	0- 0	0- 0				
8- 3	0- 0	0- 3	NON-CONFERENCE	5- 0	0- 0	3- 0				
4- 0	0- 0	0- 0	HOME	2- 0	0- 0	2- 0				
2- 3	0- 0	0- 3	AWAY	1- 0	0- 0	1- 0				
2- 0	0- 0	0- 0	NEUTRAL	2- 0	0- 0	0- 0				
9- 7	1- 1	1- 1	CONFERENCE	2- 5	0- 0	5- 0				
4- 3	0- 1	1- 0	HOME	1- 2	0- 0	2- 0				
5- 4	1- 0	0- 1	AWAY	1- 3	0- 0	3- 0				
0- 0	0- 0	0- 0	NEUTRAL	0- 0	0- 0	0- 0				

RPI S	Opponent	Score	RPI S	Opponent	Score	RPI S	Opponent	Score	RPI S	Opponent	Score
20 A	DePaul	63 61	28 A	Drake	53 63	62 N	West Virginia	82 75	160 H	Wichita St.	56 46
20 H	DePaul	71 74	29 A	Arizona St.	55 70	63 A	St. John's (NY)	58 63	170 A	Providence	77 68
			34 A	South Dakota	65 72	63 H	St. John's (NY)	70 77	170 H	Providence	72 63
			37 A	Marquette	50 52	71 A	Villanova	58 42	241 A	Georgetown	65 56
			37 H	Marquette	72 62	75 H	UNI	57 54	254 A	Xavier	76 62
						77 A	Seton Hall	70 82	254 H	Xavier	62 55
						77 H	Seton Hall	78 66	267 H	North Dakota St.	70 59
						80 H	South Dakota St.	61 48	309 A	Omaha	67 54
						87 A	Nebraska	79 74			
						89 A	Butler	61 76			
						89 H	Butler	67 73			
						90 N	Temple	69 59			
LAST 10 Division I											
254 A	Xavier	76 62	37 A	Marquette	50 52						
89 A	Butler	61 76	20 A	DePaul	63 61						
77 H	Seton Hall	78 66	89 H	Butler	67 73						
63 H	St. John's (NY)	70 77	254 H	Xavier	62 55						
170 A	Providence	77 68	63 A	St. John's (NY)	58 63						

Non-Div I Games:

Creighton

Loss, Non-Conf, S Site, H Home A Away N Neutral

Average RPI Win: <b>211</b>	WON-LOST	WINNING	LAST 10	STRENGTH OF	OPP. STRENGTH	TEAM	ADJ.	CONF.	ADJ CONF.
Average RPI Loss: <b>120</b>	RECORD	PCT. RANK	GAMES	SCHEDULE	OF SCHEDULE	RPI	RPI	RPI	RPI
DIV. I ONLY	<b>8- 15</b>	<b>263</b>	<b>2-8</b>	<b>42</b>	<b>172</b>	<b>164</b>	<b>164</b>	<b>7</b>	<b>7</b>
DIV. I NON-CONF.	<b>6- 7</b>	<b>182</b>	<b>0</b>	<b>159</b>	<b>283</b>	<b>173</b>	<b>173</b>	<b>8</b>	<b>8</b>
TOTALS	RPI 1-25	RPI 26-50	W-L RECORDS	RPI 51-100	RPI 101-150	RPI 150+			
8- 15	0- 3	0- 0	OVERALL	1- 4	0- 4	7- 4			
5- 5	0- 1	0- 0	HOME	1- 2	0- 0	4- 2			
3- 10	0- 2	0- 0	AWAY	0- 2	0- 4	3- 2			
0- 0	0- 0	0- 0	NEUTRAL	0- 0	0- 0	0- 0			
6- 7	0- 1	0- 0	NON-CONFERENCE	0- 0	0- 3	6- 3			
4- 1	0- 0	0- 0	HOME	0- 0	0- 0	4- 1			
2- 6	0- 1	0- 0	AWAY	0- 0	0- 3	2- 2			
0- 0	0- 0	0- 0	NEUTRAL	0- 0	0- 0	0- 0			
2- 8	0- 2	0- 0	CONFERENCE	1- 4	0- 1	1- 1			
1- 4	0- 1	0- 0	HOME	1- 2	0- 0	0- 1			
1- 4	0- 1	0- 0	AWAY	0- 2	0- 1	1- 0			
0- 0	0- 0	0- 0	NEUTRAL	0- 0	0- 0	0- 0			

RPI 1-25				RPI 26-50				RPI 51-100				RPI 101+ Team's RPI: 164			
RPI	S	Opponent	Score	RPI	S	Opponent	Score	RPI	S	Opponent	Score	RPI	S	Opponent	Score
7	A	Northwestern	37 <b>79</b>					53	A	Penn	31 <b>67</b>	125	A	Columbia	63 <b>73</b>
14	A	Princeton	55 <b>87</b>					53	H	Penn	33 <b>66</b>	136	A	Boston U.	56 <b>74</b>
14	H	Princeton	34 <b>66</b>					68	H	Yale	47 <b>67</b>	144	A	Buffalo	49 <b>73</b>
								97	A	Harvard	49 <b>64</b>	147	A	Loyola Chicago	40 <b>61</b>
								97	H	Harvard	63 62	185	H	Merrimack	57 52
												187	H	Maine	57 41
												188	A	Cornell	67 65
												206	A	Manhattan	58 <b>70</b>
												219	H	Brown	71 <b>83</b>
												226	A	Fairfield	52 51
												237	A	UMass Lowell	62 51
												256	H	Texas St.	51 <b>61</b>
												264	A	Loyola Maryland	56 <b>72</b>
												268	H	New Hampshire	66 47
												297	H	Vermont	72 55
LAST 10 Division I															
14	A	Princeton	55 <b>87</b>	219	H	Brown	71 <b>83</b>	53	H	Penn	33 <b>66</b>				
53	A	Penn	31 <b>67</b>	14	H	Princeton	34 <b>66</b>	97	A	Harvard	49 <b>64</b>				
188	A	Cornell	67 65	97	H	Harvard	63 62								
125	A	Columbia	63 <b>73</b>												
68	H	Yale	47 <b>67</b>												

Non-Div I Games:

Dartmouth

■ Loss, 
 ■ Non-Conf, 
 ■ S Site, 
 ■ H Home 
 ■ A Away 
 N Neutral

## Davidson

Through Games Of Feb. 24, 2020

Average RPI Win:	204	WON-LOST	WINNING	LAST 10	STRENGTH OF	OPP. STRENGTH	TEAM	ADJ.	CONF.	ADJ CONF.
Average RPI Loss:	113	RECORD	PCT. RANK	GAMES	SCHEDULE	OF SCHEDULE	RPI	RPI	RPI	RPI
DIV. I ONLY	13- 13	172	3-7	119	130	131	131	12	12	
DIV. I NON-CONF.	6- 6	164	0	153	157	123	123	11	11	
TOTALS	RPI 1-25	RPI 26-50	W-L RECORDS	RPI 51-100	RPI 101-150	RPI 150+				
13- 13	0- 1	0- 3	OVERALL	2- 2	2- 5	9- 2				
6- 4	0- 0	0- 1	HOME	1- 1	2- 1	3- 1				
6- 9	0- 1	0- 2	AWAY	1- 1	0- 4	5- 1				
1- 0	0- 0	0- 0	NEUTRAL	0- 0	0- 0	1- 0				
6- 6	0- 1	0- 3	NON-CONFERENCE	0- 0	0- 2	6- 0				
2- 1	0- 0	0- 1	HOME	0- 0	0- 0	2- 0				
3- 5	0- 1	0- 2	AWAY	0- 0	0- 2	3- 0				
1- 0	0- 0	0- 0	NEUTRAL	0- 0	0- 0	1- 0				
7- 7	0- 0	0- 0	CONFERENCE	2- 2	2- 3	3- 2				
4- 3	0- 0	0- 0	HOME	1- 1	2- 1	1- 1				
3- 4	0- 0	0- 0	AWAY	1- 1	0- 2	2- 1				
0- 0	0- 0	0- 0	NEUTRAL	0- 0	0- 0	0- 0				

RPI S	Opponent	Score	RPI S	Opponent	Score	RPI S	Opponent	Score	RPI S	Opponent	Score	Team's RPI: 131
25	A Duke	52 82	38	A Virginia Tech	68 88	52	H Dayton	49 55	114	A Richmond	57 69	
			43	A Drexel	63 74	84	A Fordham	46 47	125	A Columbia	60 63	
			49	H Charlotte	64 75	84	H Fordham	74 62	128	A Florida	50 55	
						93	A Saint Louis	65 58	134	H Duquesne	79 76	
									141	H George Washington	62 55	
									148	A Massachusetts	48 61	
									148	H Massachusetts	62 70	
									184	A High Point	73 63	
									209	A Rhode Island	77 70	
									209	H Rhode Island	79 67	
									210	A UMKC	74 64	
									225	H Saint Joseph's	54 63	
									232	A George Mason	76 69	
									241	H Georgetown	66 52	
									290	N UC Irvine	78 72	
									291	A ETSU	75 60	
									296	A St. Bonaventure	56 68	
									339	H Western Caro.	101 51	
LAST 10 Division I												
148	A Massachusetts	48 61	52	H Dayton	49 55							
225	H Saint Joseph's	54 63	148	H Massachusetts	62 70							
134	H Duquesne	79 76	209	A Rhode Island	77 70							
84	A Fordham	46 47	114	A Richmond	57 69							
296	A St. Bonaventure	56 68	141	H George Washington	62 55							

Non-Div I Games: Newberry 75 46

Davidson

■ Loss, 
 ■ Non-Conf, 
 ■ S Site, 
 ■ H Home 
 ■ A Away 
 N Neutral



Average RPI Win:	176	WON-LOST	WINNING	LAST 10	STRENGTH OF	OPP. STRENGTH	TEAM	ADJ.	CONF.	ADJ CONF.
Average RPI Loss:	61	RECORD	PCT. RANK	GAMES	SCHEDULE	OF SCHEDULE	RPI	RPI	RPI	RPI
DIV. I ONLY	20- 8	53	9-1	100	76	52	52	12	12	
DIV. I NON-CONF.	7- 7	164	0	126	9	134	134	11	11	
TOTALS	RPI 1-25	RPI 26-50	W-L RECORDS	RPI 51-100	RPI 101-150	RPI 150+				
20- 8	0- 4	0- 0	OVERALL	2- 1	8- 3	10- 0				
10- 2	0- 2	0- 0	HOME	2- 0	3- 0	5- 0				
8- 3	0- 1	0- 0	AWAY	0- 1	5- 1	3- 0				
2- 3	0- 1	0- 0	NEUTRAL	0- 0	0- 2	2- 0				
7- 7	0- 4	0- 0	NON-CONFERENCE	0- 0	1- 3	6- 0				
3- 2	0- 2	0- 0	HOME	0- 0	0- 0	3- 0				
2- 2	0- 1	0- 0	AWAY	0- 0	1- 1	1- 0				
2- 3	0- 1	0- 0	NEUTRAL	0- 0	0- 2	2- 0				
13- 1	0- 0	0- 0	CONFERENCE	2- 1	7- 0	4- 0				
7- 0	0- 0	0- 0	HOME	2- 0	3- 0	2- 0				
6- 1	0- 0	0- 0	AWAY	0- 1	4- 0	2- 0				
0- 0	0- 0	0- 0	NEUTRAL	0- 0	0- 0	0- 0				

RPI S	Opponent	Score	RPI S	Opponent	Score	RPI S	Opponent	Score	RPI S	Opponent	Score
2	H South Carolina	49 75				84	A Fordham	38 50	102	H VCU	72 67
6	H UConn	37 75				84	H Fordham	48 44	110	N Auburn	74 76
12	N Gonzaga	65 76				93	H Saint Louis	48 47	111	N Wake Forest	59 78
18	A Central Mich.	80 81							114	A Richmond	65 51
									127	A Northeastern	71 60
									131	A Davidson	55 49
									134	H Duquesne	54 41
									141	A George Washington	66 50
									141	H George Washington	50 44
									144	A Buffalo	59 67
									148	A Massachusetts	52 51
									171	A La Salle	98 58
									172	A Toledo	60 42
									187	N Maine	78 49
									209	H Rhode Island	71 60
									225	A Saint Joseph's	59 44
									232	H George Mason	59 55
									245	N East Carolina	94 68
									252	H Lipscomb	82 60
									279	H Morehead St.	58 41
									331	H Coppin St.	78 48
LAST 10 Division I											
84	A Fordham	38 50	131	A Davidson	55 49						
141	H George Washington	50 44	225	A Saint Joseph's	59 44						
102	H VCU	72 67	84	H Fordham	48 44						
148	A Massachusetts	52 51	141	A George Washington	66 50						
209	H Rhode Island	71 60	93	H Saint Louis	48 47						

Non-Div I Games:

Dayton

■ Loss, 
■ Non-Conf, 
■ S Site, 
■ H Home 
■ A Away 
N Neutral

DePaul

Average RPI Win: 140

Average RPI Loss: 34

WON-LOST RECORD

WINNING PCT. RANK

LAST 10 GAMES

STRENGTH OF SCHEDULE

OPP. STRENGTH OF SCHEDULE

TEAM RPI

ADJ. RPI

CONF. RPI

ADJ CONF. RPI

DIV. I ONLY

25- 4

14

8-2

85

54

20

20

6

6

DIV. I NON-CONF.

10- 2

29

0

63

33

20

20

6

6

TOTALS

RPI 1-25

RPI 26-50

W-L RECORDS

RPI 51-100

RPI 101-150

RPI 150+

25- 4

1- 2

3- 1

OVERALL

7- 1

4- 0

10- 0

14- 2

0- 1

2- 1

HOME

4- 0

1- 0

7- 0

11- 2

1- 1

1- 0

AWAY

3- 1

3- 0

3- 0

0- 0

0- 0

0- 0

NEUTRAL

0- 0

0- 0

0- 0

10- 2

1- 2

1- 0

NON-CONFERENCE

0- 0

4- 0

4- 0

6- 1

0- 1

1- 0

HOME

0- 0

1- 0

4- 0

4- 1

1- 1

0- 0

AWAY

0- 0

3- 0

0- 0

0- 0

0- 0

0- 0

NEUTRAL

0- 0

0- 0

0- 0

15- 2

0- 0

2- 1

CONFERENCE

7- 1

0- 0

6- 0

8- 1

0- 0

1- 1

HOME

4- 0

0- 0

3- 0

7- 1

0- 0

1- 0

AWAY

3- 1

0- 0

3- 0

0- 0

0- 0

0- 0

NEUTRAL

0- 0

0- 0

0- 0

RPI 1-25

Team's RPI: 20

RPI 26-50

RPI 51-100

RPI 101+

RPI S Opponent Score

RPI S Opponent Score

RPI S Opponent Score

RPI S Opponent Score

6 H UConn 74 84

37 H Marquette 89 71

63 A St. John's (NY) 71 65

101 H Miami (FL) 89 83

7 A Northwestern 70 68

42 A Creighton 74 71

63 H St. John's (NY) 74 69

116 A Notre Dame 105 94

17 A Oregon St. 77 98

42 H Creighton 61 63

71 A Villanova 58 76

130 A Green Bay 76 65

43 H Drexel 81 57

71 H Villanova 85 69

147 A Loyola Chicago 83 76

77 A Seton Hall 86 76

170 A Providence 80 67

77 H Seton Hall 85 68

170 H Providence 93 71

89 A Butler 80 65

198 H Miami (OH) 98 79

238 H Milwaukee 94 65

89 H Butler 89 60

241 A Georgetown 87 69

241 H Georgetown 92 66

254 A Xavier 91 68

254 H Xavier 97 65

258 H Arkansas St. 109 64

329 H Alabama St. 105 76

LAST 10 Division I

71 A Villanova 58 76

63 A St. John's (NY) 71 65

241 A Georgetown 87 69

170 H Providence 93 71

254 H Xavier 97 65

42 H Creighton 61 63

89 H Butler 89 60

241 H Georgetown 92 66

77 A Seton Hall 86 76

71 H Villanova 85 69

Non-Div I Games:

DePaul

Delaware

Through Games Of Feb. 24, 2020

Average RPI Win:	209	WON-LOST	WINNING	LAST 10	STRENGTH OF	OPP. STRENGTH	TEAM	ADJ.	CONF.	ADJ CONF.
Average RPI Loss:	127	RECORD	PCT. RANK	GAMES	SCHEDULE	OF SCHEDULE	RPI	RPI	RPI	RPI
DIV. I ONLY	10- 15	234	5-5	114	127	183	183	14	14	
DIV. I NON-CONF.	4- 7	225	0	85	125	162	162	13	13	
TOTALS	RPI 1-25	RPI 26-50	W-L RECORDS	RPI 51-100	RPI 101-150	RPI 150+				
10- 15	0- 1	0- 5	OVERALL	0- 0	2- 4	8- 5				
4- 7	0- 0	0- 2	HOME	0- 0	0- 3	4- 2				
5- 8	0- 1	0- 3	AWAY	0- 0	2- 1	3- 3				
1- 0	0- 0	0- 0	NEUTRAL	0- 0	0- 0	1- 0				
4- 7	0- 1	0- 2	NON-CONFERENCE	0- 0	1- 1	3- 3				
1- 3	0- 0	0- 0	HOME	0- 0	0- 1	1- 2				
2- 4	0- 1	0- 2	AWAY	0- 0	1- 0	1- 1				
1- 0	0- 0	0- 0	NEUTRAL	0- 0	0- 0	1- 0				
6- 8	0- 0	0- 3	CONFERENCE	0- 0	1- 3	5- 2				
3- 4	0- 0	0- 2	HOME	0- 0	0- 2	3- 0				
3- 4	0- 0	0- 1	AWAY	0- 0	1- 1	2- 2				
0- 0	0- 0	0- 0	NEUTRAL	0- 0	0- 0	0- 0				

RPI 1-25				RPI 26-50				RPI 51-100				RPI 101+ Team's RPI: 183			
RPI	S	Opponent	Score	RPI	S	Opponent	Score	RPI	S	Opponent	Score	RPI	S	Opponent	Score
3	A	Maryland	55 99	39	A	UCF	49 75					117	A	William & Mary	58 68
				40	H	James Madison	39 60					117	H	William & Mary	60 78
				43	A	Drexel	59 63					127	A	Northeastern	81 69
				43	H	Drexel	32 52					127	H	Northeastern	62 72
				49	A	Charlotte	57 61					129	A	Robert Morris	73 62
												141	H	George Washington	49 63
												176	H	Towson	69 62
												177	A	Elon	65 56
												177	H	Elon	73 60
												187	H	Maine	56 69
												194	A	Gardner-Webb	65 67
												204	N	Santa Clara	81 80
												230	A	Cal St. Fullerton	72 55
												232	H	George Mason	63 44
												262	H	Delaware St.	64 67
												263	A	Col. of Charleston	73 84
												274	A	UNCW	65 71
												318	A	Hofstra	77 67
												318	H	Hofstra	80 59
LAST 10 Division I															
				117	H	William & Mary	60 78	176	H	Towson	69 62				
				177	H	Elon	73 60	40	H	James Madison	39 60				
				43	H	Drexel	32 52	177	A	Elon	65 56				
				318	A	Hofstra	77 67	117	A	William & Mary	58 68				
				127	A	Northeastern	81 69	43	A	Drexel	59 63				

Non-Div I Games:

Delaware

Loss, Non-Conf, S Site, H Home A Away N Neutral

Average RPI Win:	304	WON-LOST	WINNING	LAST 10	STRENGTH OF	OPP. STRENGTH	TEAM	ADJ.	CONF.	ADJ CONF.
Average RPI Loss:	150	RECORD	PCT. RANK	GAMES	SCHEDULE	OF SCHEDULE	RPI	RPI	RPI	RPI
DIV. I ONLY	10- 14	224	6-4	207	346	262	262	29	29	
DIV. I NON-CONF.	2- 9	304	0	50	330	257	257	29	29	
TOTALS	RPI 1-25	RPI 26-50	W-L RECORDS	RPI 51-100	RPI 101-150	RPI 150+				
10- 14	0- 0	0- 1	OVERALL	0- 2	0- 3	10- 8				
6- 8	0- 0	0- 0	HOME	0- 1	0- 3	6- 4				
4- 6	0- 0	0- 1	AWAY	0- 1	0- 0	4- 4				
0- 0	0- 0	0- 0	NEUTRAL	0- 0	0- 0	0- 0				
2- 9	0- 0	0- 1	NON-CONFERENCE	0- 2	0- 2	2- 4				
1- 6	0- 0	0- 0	HOME	0- 1	0- 2	1- 3				
1- 3	0- 0	0- 1	AWAY	0- 1	0- 0	1- 1				
0- 0	0- 0	0- 0	NEUTRAL	0- 0	0- 0	0- 0				
8- 5	0- 0	0- 0	CONFERENCE	0- 0	0- 1	8- 4				
5- 2	0- 0	0- 0	HOME	0- 0	0- 1	5- 1				
3- 3	0- 0	0- 0	AWAY	0- 0	0- 0	3- 3				
0- 0	0- 0	0- 0	NEUTRAL	0- 0	0- 0	0- 0				

RPI 1-25			RPI 26-50			RPI 51-100			RPI 101+			Team's RPI: 262
RPI	S	Opponent	Score	RPI	S	Opponent	Score	RPI	S	Opponent	Score	
				40	A	James Madison	64 83	81	A	Boston College	69 109	106 H Bethune-Cookman 55 66
								91	H	Rider	69 71	117 H William & Mary 52 73
												133 H Lehigh 38 68
												153 A N.C. A&T 53 58
												153 H N.C. A&T 45 69
												167 H Binghamton 66 75
												175 A Norfolk St. 57 65
												183 A Delaware 67 64
												188 H Cornell 51 77
												202 H Cleveland St. 49 57
												240 A Morgan St. 41 61
												240 H Morgan St. 69 61
												260 A Longwood 62 78
												307 A N.C. Central 64 60
												307 H N.C. Central 64 54
												323 H Saint Peter's 89 66
												325 H UMES 72 58
												331 A Coppin St. 72 65
												331 H Coppin St. 72 55
												341 H Florida A&M 61 53
												349 A South Carolina St. 76 64
LAST 10 Division I												
				240	A	Morgan St.	41 61			175	A	Norfolk St. 57 65
				331	A	Coppin St.	72 65			325	H	UMES 72 58
				106	H	Bethune-Cookman	55 66			331	H	Coppin St. 72 55
				341	H	Florida A&M	61 53			153	A	N.C. A&T 53 58
				349	A	South Carolina St.	76 64			307	A	N.C. Central 64 60

Non-Div I Games: Post 67 41 Georgian Court 69 48

Delaware St.

Loss, Non-Conf, S Site, H Home A Away N Neutral

RPI 1-25				RPI 26-50				RPI 51-100				RPI 101+				Team's RPI: 242	
RPI	S	Opponent	Score	RPI	S	Opponent	Score	RPI	S	Opponent	Score	RPI	S	Opponent	Score		
				34	A	South Dakota	61 104	76	A	Colorado	70 96	150	N	Western Mich.	70 79		
				34	H	South Dakota	60 92	80	A	South Dakota St.	72 62	151	N	Akron	72 88		
								80	H	South Dakota St.	79 86	178	H	Southern Utah	81 73		
												181	H	Wyoming	71 57		
												193	A	Western Ill.	75 82		
												210	A	UMKC	79 83		
												217	A	Oral Roberts	72 84		
												217	H	Oral Roberts	91 79		
												224	H	Northern Colo.	74 55		
												234	A	North Dakota	91 81		
												234	H	North Dakota	82 90		
												248	H	Alabama A&M	83 86		
												267	A	North Dakota St.	80 85		
												267	H	North Dakota St.	91 82		
												271	A	Lamar University	59 71		
												290	H	UC Irvine	83 75		
												309	A	Omaha	86 80		
												309	H	Omaha	66 60		
												314	H	Cal Poly	96 66		
												321	H	New Mexico St.	75 78		
												336	H	Purdue Fort Wayne	83 57		
LAST 10 Division I																	
				217	H	Oral Roberts	91 79	217	A	Oral Roberts	72 84						
				309	A	Omaha	86 80	267	A	North Dakota St.	80 85						
				80	A	South Dakota St.	72 62	234	A	North Dakota	91 81						
				336	H	Purdue Fort Wayne	83 57	309	H	Omaha	66 60						
				34	H	South Dakota	60 92	193	A	Western Ill.	75 82						

Denver

Page 69

Detroit Mercy

Through Games Of Feb. 24, 2020

Average RPI Win:	296	WON-LOST	WINNING	LAST 10	STRENGTH OF	OPP. STRENGTH	TEAM	ADJ.	CONF.	ADJ CONF.
Average RPI Loss:	180	RECORD	PCT. RANK	GAMES	SCHEDULE	OF SCHEDULE	RPI	RPI	RPI	RPI
DIV. I ONLY	3- 24	340	1-9	216	273	332	332	22	22	
DIV. I NON-CONF.	0- 11	338	0	173	240	332	332	19	19	
TOTALS	RPI 1-25	RPI 26-50	W-L RECORDS	RPI 51-100	RPI 101-150	RPI 150+				
3- 24	0- 0	0- 0	OVERALL	0- 4	0- 5	3- 15				
2- 10	0- 0	0- 0	HOME	0- 1	0- 3	2- 6				
1- 12	0- 0	0- 0	AWAY	0- 3	0- 2	1- 7				
0- 2	0- 0	0- 0	NEUTRAL	0- 0	0- 0	0- 2				
0- 11	0- 0	0- 0	NON-CONFERENCE	0- 2	0- 3	0- 6				
0- 5	0- 0	0- 0	HOME	0- 0	0- 2	0- 3				
0- 4	0- 0	0- 0	AWAY	0- 2	0- 1	0- 1				
0- 2	0- 0	0- 0	NEUTRAL	0- 0	0- 0	0- 2				
3- 13	0- 0	0- 0	CONFERENCE	0- 2	0- 2	3- 9				
2- 5	0- 0	0- 0	HOME	0- 1	0- 1	2- 3				
1- 8	0- 0	0- 0	AWAY	0- 1	0- 1	1- 6				
0- 0	0- 0	0- 0	NEUTRAL	0- 0	0- 0	0- 0				

RPI S	Opponent	Score	RPI S	Opponent	Score	RPI S	Opponent	Score	RPI S	Opponent	Score	Team's RPI: 332
						64	A IUPUI	45 82	130	A Green Bay	45 72	
						64	H IUPUI	54 95	130	H Green Bay	48 65	
						89	A Butler	60 82	147	H Loyola Chicago	60 89	
						92	A Michigan St.	52 110	149	H Valparaiso	58 77	
									150	A Western Mich.	67 82	
									151	H Akron	60 81	
									155	A Wright St.	61 67	
									159	H Eastern Mich.	70 84	
									172	H Toledo	64 82	
									186	A Northern Ky.	60 72	
									202	A Cleveland St.	63 68	
									202	H Cleveland St.	70 59	
									211	N Tennessee Tech	47 69	
									232	A George Mason	62 75	
									238	A Milwaukee	51 76	
									238	H Milwaukee	48 63	
									251	A Youngstown St.	66 72	
									251	H Youngstown St.	47 62	
									277	A Oakland	60 65	
									277	H Oakland	57 71	
									310	N Sacred Heart	60 66	
									343	A UIC	70 62	
									343	H UIC	58 52	
LAST 10 Division I												
			202	A Cleveland St.	63 68	64	H IUPUI	54 95				
			251	A Youngstown St.	66 72	277	A Oakland	60 65				
			238	A Milwaukee	51 76	186	A Northern Ky.	60 72				
			130	A Green Bay	45 72	155	A Wright St.	61 67				
			343	H UIC	58 52	251	H Youngstown St.	47 62				

Non-Div I Games:

Detroit Mercy

Loss, Non-Conf, S Site, H Home A Away N Neutral

Average RPI Win:	148	WON-LOST	WINNING	LAST 10	STRENGTH OF	OPP. STRENGTH	TEAM	ADJ.	CONF.	ADJ CONF.
Average RPI Loss:	28	RECORD	PCT. RANK	GAMES	SCHEDULE	OF SCHEDULE	RPI	RPI	RPI	RPI
DIV. I ONLY	19- 7	48	8-2	55	46	28	28	8	8	
DIV. I NON-CONF.	7- 4	100	0	44	2	37	37	7	7	
TOTALS	RPI 1-25	RPI 26-50	W-L RECORDS	RPI 51-100	RPI 101-150	RPI 150+				
19- 7	0- 3	2- 3	OVERALL	7- 1	3- 0	7- 0				
12- 1	0- 1	2- 0	HOME	5- 0	2- 0	3- 0				
5- 5	0- 2	0- 2	AWAY	2- 1	0- 0	3- 0				
2- 1	0- 0	0- 1	NEUTRAL	0- 0	1- 0	1- 0				
7- 4	0- 1	1- 2	NON-CONFERENCE	2- 1	1- 0	3- 0				
4- 0	0- 0	1- 0	HOME	2- 0	0- 0	1- 0				
1- 3	0- 1	0- 1	AWAY	0- 1	0- 0	1- 0				
2- 1	0- 0	0- 1	NEUTRAL	0- 0	1- 0	1- 0				
12- 3	0- 2	1- 1	CONFERENCE	5- 0	2- 0	4- 0				
8- 1	0- 1	1- 0	HOME	3- 0	2- 0	2- 0				
4- 2	0- 1	0- 1	AWAY	2- 0	0- 0	2- 0				
0- 0	0- 0	0- 0	NEUTRAL	0- 0	0- 0	0- 0				

RPI 1-25				RPI 26-50				Team's RPI: 28				RPI 51-100				RPI 101+			
RPI	S	Opponent	Score	RPI	S	Opponent	Score	RPI	S	Opponent	Score	RPI	S	Opponent	Score	RPI	S	Opponent	Score
9	A	Iowa	67 79	34	A	South Dakota	94 102	51	H	Iowa St.	86 81	110	N	Auburn	83 82				
10	A	Missouri St.	67 69	36	A	Bradley	76 77	56	A	Oklahoma	84 93	147	H	Loyola Chicago	80 52				
10	H	Missouri St.	83 89	36	H	Bradley	85 72	75	H	UNI	104 87	149	H	Valparaiso	87 66				
				41	N	Purdue	47 67	80	H	South Dakota St.	74 67	180	A	Northern Ill.	73 49				
				42	H	Creighton	63 53	86	A	Illinois St.	69 67	187	N	Maine	94 62				
								86	H	Illinois St.	87 82	193	H	Western Ill.	94 75				
								99	A	Southern Ill.	73 65	272	A	Indiana St.	92 71				
								99	H	Southern Ill.	91 76	272	H	Indiana St.	105 65				
												320	A	Evansville	66 51				
												320	H	Evansville	108 44				
LAST 10 Division I																			
				86	H	Illinois St.	87 82	99	H	Southern Ill.	91 76								
				36	H	Bradley	85 72	147	H	Loyola Chicago	80 52								
				272	A	Indiana St.	92 71	149	H	Valparaiso	87 66								
				320	A	Evansville	66 51	36	A	Bradley	76 77								
				10	H	Missouri St.	83 89	86	A	Illinois St.	69 67								

Non-Div I Games: Waldorf 103 18

Drake

Average RPI Win: <b>171</b>	WON-LOST	WINNING	LAST 10	STRENGTH OF	OPP. STRENGTH	TEAM	ADJ.	CONF.	ADJ CONF.
Average RPI Loss: <b>109</b>	RECORD	PCT. RANK	GAMES	SCHEDULE	OF SCHEDULE	RPI	RPI	RPI	RPI
DIV. I ONLY	20- 6	35	10-0	112	122	43	43	14	14
DIV. I NON-CONF.	7- 5	131	0	57	83	78	78	13	13
TOTALS	RPI 1-25	RPI 26-50	W-L RECORDS	RPI 51-100	RPI 101-150	RPI 150+			
20- 6	0- 1	1- 0	OVERALL	1- 2	6- 2	12- 1			
12- 1	0- 0	1- 0	HOME	1- 0	4- 1	6- 0			
8- 4	0- 1	0- 0	AWAY	0- 2	2- 0	6- 1			
0- 1	0- 0	0- 0	NEUTRAL	0- 0	0- 1	0- 0			
7- 5	0- 1	0- 0	NON-CONFERENCE	1- 2	2- 2	4- 0			
5- 1	0- 0	0- 0	HOME	1- 0	2- 1	2- 0			
2- 3	0- 1	0- 0	AWAY	0- 2	0- 0	2- 0			
0- 1	0- 0	0- 0	NEUTRAL	0- 0	0- 1	0- 0			
13- 1	0- 0	1- 0	CONFERENCE	0- 0	4- 0	8- 1			
7- 0	0- 0	1- 0	HOME	0- 0	2- 0	4- 0			
6- 1	0- 0	0- 0	AWAY	0- 0	2- 0	4- 1			
0- 0	0- 0	0- 0	NEUTRAL	0- 0	0- 0	0- 0			

RPI 1-25				RPI 26-50				Team's RPI: 43				RPI 51-100				RPI 101+			
RPI	S	Opponent	Score	RPI	S	Opponent	Score	RPI	S	Opponent	Score	RPI	S	Opponent	Score	RPI	S	Opponent	Score
20	A	DePaul	57 81	40	H	James Madison	70 48	53	A	Penn	49 53	114	H	Richmond	58 52				
								60	A	Bucknell	49 60	115	H	Pacific	51 58				
								71	H	Villanova	54 52	117	A	William & Mary	61 54				
												117	H	William & Mary	84 74				
												127	A	Northeastern	67 51				
												127	H	Northeastern	50 41				
												131	H	Davidson	74 63				
												144	N	Buffalo	59 63				
												171	H	La Salle	69 31				
												176	H	Towson	59 50				
												177	A	Elon	55 53				
												177	H	Elon	66 47				
												183	A	Delaware	52 32				
												183	H	Delaware	63 59				
												187	H	Maine	70 57				
												190	A	Quinnipiac	66 62				
												225	A	Saint Joseph's	62 52				
												263	A	Col. of Charleston	59 73				
												274	A	UNCW	73 72				
												318	A	Hofstra	45 32				
												318	H	Hofstra	74 54				
LAST 10 Division I																			
177	H	Elon	66 47	40	H	James Madison	70 48	176	H	Towson	59 50								
117	H	William & Mary	84 74	176	H	Towson	59 50	117	A	William & Mary	61 54								
183	A	Delaware	52 32	117	A	William & Mary	61 54	177	A	Elon	55 53								
127	A	Northeastern	67 51	177	A	Elon	55 53	183	H	Delaware	63 59								
318	A	Hofstra	45 32	183	H	Delaware	63 59												

Non-Div I Games:

Drexel



Average RPI Win:	105	WON-LOST	WINNING	LAST 10	STRENGTH OF	OPP. STRENGTH	TEAM	ADJ.	CONF.	ADJ CONF.
Average RPI Loss:	55	RECORD	PCT. RANK	GAMES	SCHEDULE	OF SCHEDULE	RPI	RPI	RPI	RPI
DIV. I ONLY	17- 10	88	8-2	6	35	25	25	5	5	
DIV. I NON-CONF.	6- 5	151	0	2	46	22	22	4	4	
TOTALS	RPI 1-25	RPI 26-50	W-L RECORDS	RPI 51-100	RPI 101-150	RPI 150+				
17- 10	1- 5	4- 2	OVERALL	4- 1	4- 1	4- 1				
12- 3	0- 2	4- 0	HOME	3- 0	3- 1	2- 0				
5- 7	1- 3	0- 2	AWAY	1- 1	1- 0	2- 1				
0- 0	0- 0	0- 0	NEUTRAL	0- 0	0- 0	0- 0				
6- 5	0- 3	1- 1	NON-CONFERENCE	1- 1	1- 0	3- 0				
5- 1	0- 1	1- 0	HOME	1- 0	1- 0	2- 0				
1- 4	0- 2	0- 1	AWAY	0- 1	0- 0	1- 0				
0- 0	0- 0	0- 0	NEUTRAL	0- 0	0- 0	0- 0				
11- 5	1- 2	3- 1	CONFERENCE	3- 0	3- 1	1- 1				
7- 2	0- 1	3- 0	HOME	2- 0	2- 1	0- 0				
4- 3	1- 1	0- 1	AWAY	1- 0	1- 0	1- 1				
0- 0	0- 0	0- 0	NEUTRAL	0- 0	0- 0	0- 0				

RPI 1-25				Team's RPI: 25				RPI 26-50				RPI 51-100				RPI 101+			
RPI	S	Opponent	Score	RPI	S	Opponent	Score	RPI	S	Opponent	Score	RPI	S	Opponent	Score				
2	A	South Carolina	46 89	26	H	Florida St.	66 64	53	H	Penn	66 50	101	A	Miami (FL)	74 55				
5	A	Louisville	55 60	32	A	FGCU	56 78	67	H	Georgia Tech	58 46	111	H	Wake Forest	58 60				
7	H	Northwestern	42 63	38	H	Virginia Tech	72 67	81	H	Boston College	85 73	113	H	North Carolina	71 61				
13	A	Texas A&M	58 79	45	A	Virginia	63 66	87	A	Nebraska	79 83	116	H	Notre Dame	50 47				
23	A	NC State	70 65	45	H	Virginia	62 47	98	A	Syracuse	88 58	131	H	Davidson	82 52				
23	H	NC State	60 63	47	H	Troy	99 85					168	H	Idaho St.	85 66				
																184	H	High Point	93 57
																206	A	UNLV	57 45
																223	A	Clemson	58 62
																286	A	Pittsburgh	73 56

Non-Div I Games:

Duke

■ Loss, 
 ■ Non-Conf, 
 ■ S Site, 
 ■ H Home 
 ■ A Away 
 N Neutral

Duquesne

Through Games Of Feb. 24, 2020

Average RPI Win: <b>217</b>	WON-LOST	WINNING	LAST 10	STRENGTH OF	OPP. STRENGTH	TEAM	ADJ.	CONF.	ADJ CONF.
Average RPI Loss: <b>106</b>	RECORD	PCT. RANK	GAMES	SCHEDULE	OF SCHEDULE	RPI	RPI	RPI	RPI
DIV. I ONLY	17- 10	88	6-4	266	103	134	134	12	12
DIV. I NON-CONF.	10- 3	57	0	292	107	104	104	11	11
TOTALS	RPI 1-25	RPI 26-50	W-L RECORDS	RPI 51-100	RPI 101-150	RPI 150+			
17- 10	0- 0	0- 1	OVERALL	0- 3	1- 6	16- 0			
9- 3	0- 0	0- 0	HOME	0- 0	0- 3	9- 0			
8- 7	0- 0	0- 1	AWAY	0- 3	1- 3	7- 0			
0- 0	0- 0	0- 0	NEUTRAL	0- 0	0- 0	0- 0			
10- 3	0- 0	0- 1	NON-CONFERENCE	0- 1	0- 1	10- 0			
4- 1	0- 0	0- 0	HOME	0- 0	0- 1	4- 0			
6- 2	0- 0	0- 1	AWAY	0- 1	0- 0	6- 0			
0- 0	0- 0	0- 0	NEUTRAL	0- 0	0- 0	0- 0			
7- 7	0- 0	0- 0	CONFERENCE	0- 2	1- 5	6- 0			
5- 2	0- 0	0- 0	HOME	0- 0	0- 2	5- 0			
2- 5	0- 0	0- 0	AWAY	0- 2	1- 3	1- 0			
0- 0	0- 0	0- 0	NEUTRAL	0- 0	0- 0	0- 0			

RPI S	Opponent	Score	RPI S	Opponent	Score	RPI S	Opponent	Score	RPI S	Opponent	Score	Team's RPI: 134
46	A Oklahoma St.	41 84	52	A Dayton	41 54	102	A VCU	79 76	103	H Kent St.	75 77	
			90	A Temple	72 85	114	A Richmond	64 67	131	A Davidson	76 79	
			93	A Saint Louis	50 53	141	A George Washington	60 65	141	H George Washington	65 72	
						148	H Massachusetts	77 81	151	A Akron	88 63	
						171	H La Salle	82 56	172	H Toledo	79 74	
						174	A Lafayette	73 65	188	A Cornell	72 62	
						206	A Manhattan	76 65	209	H Rhode Island	72 62	
						216	H Kennesaw St.	75 72	221	A Iona	76 74	
						225	A Saint Joseph's	58 51	225	H Saint Joseph's	53 42	
						232	H George Mason	84 63	275	H Saint Francis (PA)	72 69	
						286	A Pittsburgh	81 62	296	H St. Bonaventure	58 39	
						348	H Central Conn. St.	72 33				
LAST 10 Division I												
141	H George Washington	65 72	102	A VCU	79 76							
209	H Rhode Island	72 62	296	H St. Bonaventure	58 39							
131	A Davidson	76 79	93	A Saint Louis	50 53							
114	A Richmond	64 67	232	H George Mason	84 63							
225	H Saint Joseph's	53 42	225	A Saint Joseph's	58 51							

Non-Div I Games:

Duquesne

Loss, Non-Conf, S Site, H Home A Away N Neutral

Average RPI Win: <b>254</b>	WON-LOST	WINNING	LAST 10	STRENGTH OF	OPP. STRENGTH	TEAM	ADJ.	CONF.	ADJ CONF.
Average RPI Loss: <b>171</b>	RECORD	PCT. RANK	GAMES	SCHEDULE	OF SCHEDULE	RPI	RPI	RPI	RPI
DIV. I ONLY	8- 19	292	3-7	215	269	291	291	26	26
DIV. I NON-CONF.	4- 10	259	0	88	235	218	218	22	22
TOTALS	RPI 1-25	RPI 26-50	W-L RECORDS	RPI 51-100	RPI 101-150	RPI 150+			
8- 19	0- 0	0- 1	OVERALL	0- 2	2- 3	6- 13			
4- 10	0- 0	0- 0	HOME	0- 1	1- 2	3- 7			
4- 9	0- 0	0- 1	AWAY	0- 1	1- 1	3- 6			
0- 0	0- 0	0- 0	NEUTRAL	0- 0	0- 0	0- 0			
4- 10	0- 0	0- 1	NON-CONFERENCE	0- 2	2- 1	2- 6			
2- 5	0- 0	0- 0	HOME	0- 1	1- 1	1- 3			
2- 5	0- 0	0- 1	AWAY	0- 1	1- 0	1- 3			
0- 0	0- 0	0- 0	NEUTRAL	0- 0	0- 0	0- 0			
4- 9	0- 0	0- 0	CONFERENCE	0- 0	0- 2	4- 7			
2- 5	0- 0	0- 0	HOME	0- 0	0- 1	2- 4			
2- 4	0- 0	0- 0	AWAY	0- 0	0- 1	2- 3			
0- 0	0- 0	0- 0	NEUTRAL	0- 0	0- 0	0- 0			

RPI 1-25	RPI 26-50	RPI 51-100	RPI 101+ Team's RPI: 291
RPI S Opponent Score	RPI S Opponent Score	RPI S Opponent Score	RPI S Opponent Score
	47 <b>A</b> Troy 61 <b>79</b>	55 <b>H</b> Tennessee 68 <b>72</b>	104 <b>A</b> Liberty 63 62
		67 <b>A</b> Georgia Tech 48 <b>87</b>	111 <b>H</b> Wake Forest 67 60
			131 <b>H</b> Davidson 60 <b>75</b>
			132 <b>A</b> UNC Greensboro 47 <b>63</b>
			132 <b>H</b> UNC Greensboro 45 <b>65</b>
			153 <b>A</b> N.C. A&T 69 <b>80</b>
			173 <b>A</b> Samford 34 <b>68</b>
			173 <b>H</b> Samford 60 <b>76</b>
			184 <b>A</b> High Point 62 <b>80</b>
			188 <b>A</b> Cornell 43 <b>71</b>
			196 <b>H</b> Chattanooga 82 <b>91</b>
			201 <b>H</b> Radford 43 <b>67</b>
			202 <b>H</b> Cleveland St. 54 <b>62</b>
			212 <b>A</b> Furman 47 <b>67</b>
			212 <b>H</b> Furman 62 <b>81</b>
			236 <b>A</b> Appalachian St. 67 61
			247 <b>H</b> South Alabama 65 60
			250 <b>H</b> UNC Asheville 54 <b>72</b>
			273 <b>A</b> Wofford 62 <b>86</b>
			273 <b>H</b> Wofford 47 <b>76</b>
			328 <b>A</b> Mercer 72 66
			328 <b>H</b> Mercer 56 54
			339 <b>A</b> Western Caro. 62 57
			339 <b>H</b> Western Caro. 76 49
LAST 10 Division I			
	328 <b>H</b> Mercer 56 54	339 <b>H</b> Western Caro. 76 49	
	173 <b>H</b> Samford 60 <b>76</b>	196 <b>H</b> Chattanooga 82 <b>91</b>	
	212 <b>A</b> Furman 47 <b>67</b>	173 <b>A</b> Samford 34 <b>68</b>	
	273 <b>A</b> Wofford 62 <b>86</b>	328 <b>A</b> Mercer 72 66	
	132 <b>H</b> UNC Greensboro 45 <b>65</b>	273 <b>H</b> Wofford 47 <b>76</b>	

Non-Div I Games: Converse 73 35

ETSU

■ Loss, 
 ■ Non-Conf, 
 ■ S Site, 
 ■ Home 
 ■ A Away 
 N Neutral

# East Carolina

Through Games Of Feb. 24, 2020

Average RPI Win:	231	WON-LOST	WINNING	LAST 10	STRENGTH OF	OPP. STRENGTH	TEAM	ADJ.	CONF.	ADJ CONF.
Average RPI Loss:	121	RECORD	PCT. RANK	GAMES	SCHEDULE	OF SCHEDULE	RPI	RPI	RPI	RPI
DIV. I ONLY	8- 18	285	5-5	117	104	245	245	9	9	
DIV. I NON-CONF.	3- 10	282	0	83	118	244	244	10	10	
TOTALS	RPI 1-25	RPI 26-50	W-L RECORDS	RPI 51-100	RPI 101-150	RPI 150+				
8- 18	0- 2	0- 2	OVERALL	1- 3	0- 4	7- 7				
6- 7	0- 1	0- 1	HOME	1- 1	0- 1	5- 3				
2- 9	0- 0	0- 1	AWAY	0- 1	0- 3	2- 4				
0- 2	0- 1	0- 0	NEUTRAL	0- 1	0- 0	0- 0				
3- 10	0- 1	0- 1	NON-CONFERENCE	0- 3	0- 4	3- 1				
2- 4	0- 0	0- 1	HOME	0- 1	0- 1	2- 1				
1- 4	0- 0	0- 0	AWAY	0- 1	0- 3	1- 0				
0- 2	0- 1	0- 0	NEUTRAL	0- 1	0- 0	0- 0				
5- 8	0- 1	0- 1	CONFERENCE	1- 0	0- 0	4- 6				
4- 3	0- 1	0- 0	HOME	1- 0	0- 0	3- 2				
1- 5	0- 0	0- 1	AWAY	0- 0	0- 0	1- 4				
0- 0	0- 0	0- 0	NEUTRAL	0- 0	0- 0	0- 0				

RPI	S	Opponent	Score	RPI	S	Opponent	Score	RPI	S	Opponent	Score	RPI	S	Opponent	Score	Team's RPI: 245
6	H	UConn	42 98	39	A	UCF	55 91	52	N	Dayton	68 94	102	A	VCU	40 53	
7	N	Northwestern	45 64	49	H	Charlotte	47 59	58	H	Middle Tenn.	66 68	104	A	Liberty	66 81	
								70	A	Georgia	50 67	111	A	Wake Forest	53 76	
								90	H	Temple	56 50	117	H	William & Mary	68 78	
												160	A	Wichita St.	55 57	
												160	H	Wichita St.	53 61	
												191	A	Houston	63 72	
												191	H	Houston	53 50	
												192	A	Memphis	61 57	
												192	H	Memphis	71 65	
												218	A	SMU	45 53	
												218	H	SMU	47 55	
												249	H	Howard	51 67	
												260	A	Longwood	64 61	
												270	A	Tulsa	56 58	
												270	H	Tulsa	59 42	
												325	H	UMES	57 42	
												327	H	USC Upstate	69 48	
LAST 10 Division I																
90	H	Temple	56 50	160	A	Wichita St.	55 57									
270	H	Tulsa	59 42	192	H	Memphis	71 65									
192	A	Memphis	61 57	6	H	UConn	42 98									
218	A	SMU	45 53	270	A	Tulsa	56 58									
191	H	Houston	53 50	191	A	Houston	63 72									

Non-Div I Games:

East Carolina

Loss, Non-Conf, S Site, H Home A Away N Neutral

Average RPI Win:	257	WON-LOST	WINNING	LAST 10	STRENGTH OF	OPP. STRENGTH	TEAM	ADJ.	CONF.	ADJ CONF.
Average RPI Loss:	155	RECORD	PCT. RANK	GAMES	SCHEDULE	OF SCHEDULE	RPI	RPI	RPI	RPI
DIV. I ONLY	16- 10	94	7-3	335	204	214	214	20	20	
DIV. I NON-CONF.	5- 5	164	0	349	136	305	305	23	23	
TOTALS	RPI 1-25	RPI 26-50	W-L RECORDS	RPI 51-100	RPI 101-150	RPI 150+				
16- 10	0- 0	1- 1	OVERALL	0- 1	0- 4	15- 4				
8- 5	0- 0	1- 0	HOME	0- 0	0- 3	7- 2				
7- 5	0- 0	0- 1	AWAY	0- 1	0- 1	7- 2				
1- 0	0- 0	0- 0	NEUTRAL	0- 0	0- 0	1- 0				
5- 5	0- 0	0- 0	NON-CONFERENCE	0- 0	0- 3	5- 2				
1- 3	0- 0	0- 0	HOME	0- 0	0- 2	1- 1				
3- 2	0- 0	0- 0	AWAY	0- 0	0- 1	3- 1				
1- 0	0- 0	0- 0	NEUTRAL	0- 0	0- 0	1- 0				
11- 5	0- 0	1- 1	CONFERENCE	0- 1	0- 1	10- 2				
7- 2	0- 0	1- 0	HOME	0- 0	0- 1	6- 1				
4- 3	0- 0	0- 1	AWAY	0- 1	0- 0	4- 1				
0- 0	0- 0	0- 0	NEUTRAL	0- 0	0- 0	0- 0				

RPI S	Opponent	Score	RPI S	Opponent	Score	RPI S	Opponent	Score	RPI S	Opponent	Score	Team's RPI: 214
50	A UT Martin	64 88	50	H UT Martin	74 70	57	A Belmont	45 69	119	H Southeast Mo. St.	65 77	
									138	A Wisconsin	55 63	
									147	H Loyola Chicago	51 67	
									149	H Valparaiso	66 78	
									179	A Austin Peay	76 47	
									179	H Austin Peay	73 72	
									180	A Northern Ill.	48 61	
									193	N Western Ill.	60 52	
									211	H Tennessee Tech	62 75	
									229	A Murray St.	87 92	
									229	H Murray St.	66 46	
									252	A Lipscomb	66 56	
									253	H Jacksonville St.	55 52	
									272	H Indiana St.	57 59	
									279	A Morehead St.	57 51	
									279	H Morehead St.	67 62	
									285	A Eastern Ky.	83 63	
									285	H Eastern Ky.	85 38	
									309	H Omaha	65 52	
									320	A Evansville	90 44	
									334	A Tennessee St.	73 52	
									340	H SIUE	77 71	
									343	A UIC	80 45	
LAST 10 Division I												
179	H Austin Peay	73 72	285	H Eastern Ky.	85 38							
229	H Murray St.	66 46	179	A Austin Peay	76 47							
50	A UT Martin	64 88	229	A Murray St.	87 92							
340	H SIUE	77 71	119	H Southeast Mo. St.	65 77							
279	H Morehead St.	67 62	50	H UT Martin	74 70							

Non-Div I Games: Lindenwood (MO) 88 66

Eastern Ill.

Eastern Ky.

Through Games Of Feb. 24, 2020

Average RPI Win:	272	WON-LOST	WINNING	LAST 10	STRENGTH OF	OPP. STRENGTH	TEAM	ADJ.	CONF.	ADJ CONF.
Average RPI Loss:	169	RECORD	PCT. RANK	GAMES	SCHEDULE	OF SCHEDULE	RPI	RPI	RPI	RPI
DIV. I ONLY	9- 17	268	2-8	288	236	285	285	20	20	
DIV. I NON-CONF.	5- 5	164	0	270	153	197	197	23	23	
TOTALS	RPI 1-25	RPI 26-50	W-L RECORDS	RPI 51-100	RPI 101-150	RPI 150+				
9- 17	0- 0	0- 1	OVERALL	0- 4	0- 2	9- 10				
3- 9	0- 0	0- 1	HOME	0- 1	0- 1	3- 6				
6- 8	0- 0	0- 0	AWAY	0- 3	0- 1	6- 4				
0- 0	0- 0	0- 0	NEUTRAL	0- 0	0- 0	0- 0				
5- 5	0- 0	0- 0	NON-CONFERENCE	0- 2	0- 1	5- 2				
2- 2	0- 0	0- 0	HOME	0- 0	0- 0	2- 2				
3- 3	0- 0	0- 0	AWAY	0- 2	0- 1	3- 0				
0- 0	0- 0	0- 0	NEUTRAL	0- 0	0- 0	0- 0				
4- 12	0- 0	0- 1	CONFERENCE	0- 2	0- 1	4- 8				
1- 7	0- 0	0- 1	HOME	0- 1	0- 1	1- 4				
3- 5	0- 0	0- 0	AWAY	0- 1	0- 0	3- 4				
0- 0	0- 0	0- 0	NEUTRAL	0- 0	0- 0	0- 0				

RPI S	Opponent	Score	RPI S	Opponent	Score	RPI S	Opponent	Score	RPI S	Opponent	Score	Team's RPI: 285
50	H UT Martin	65	57	A Belmont	48 68	119	H Southeast Mo. St.	44 60				
			57	H Belmont	46 85	120	A Vanderbilt	69 75				
			64	A IUPUI	42 72	179	A Austin Peay	53 69				
			89	A Butler	41 73	186	H Northern Ky.	69 62				
						192	A Memphis	63 60				
						196	H Chattanooga	71 65				
						198	H Miami (OH)	57 75				
						211	A Tennessee Tech	82 87				
						211	H Tennessee Tech	42 60				
						214	A Eastern Ill.	38 85				
						214	H Eastern Ill.	63 83				
						251	H Youngstown St.	63 72				
						253	A Jacksonville St.	54 68				
						253	H Jacksonville St.	33 43				
						254	A Xavier	56 55				
						279	A Morehead St.	68 47				
						328	A Mercer	61 60				
						334	A Tennessee St.	61 55				
						334	H Tennessee St.	64 67				
						340	A SIUE	68 38				
						340	H SIUE	49 46				
LAST 10 Division I												
57	H Belmont	46 85	214	A Eastern Ill.	38 85							
334	H Tennessee St.	64 67	119	H Southeast Mo. St.	44 60							
179	A Austin Peay	53 69	50	H UT Martin	50 65							
279	A Morehead St.	68 47	211	A Tennessee Tech	82 87							
340	A SIUE	68 38	253	A Jacksonville St.	54 68							

Non-Div I Games: Alice Lloyd 102 65

Eastern Ky.

Loss, Non-Conf, S Site, H Home A Away N Neutral

Average RPI Win:	211	WON-LOST	WINNING	LAST 10	STRENGTH OF	OPP. STRENGTH	TEAM	ADJ.	CONF.	ADJ CONF.
Average RPI Loss:	115	RECORD	PCT. RANK	GAMES	SCHEDULE	OF SCHEDULE	RPI	RPI	RPI	RPI
DIV. I ONLY	12- 12	172	5-5	171	137	159	159	10	10	
DIV. I NON-CONF.	4- 6	212	0	259	264	246	246	9	9	
TOTALS	RPI 1-25	RPI 26-50	W-L RECORDS	RPI 51-100	RPI 101-150	RPI 150+				
12- 12	0- 1	0- 2	OVERALL	1- 3	3- 1	8- 5				
6- 5	0- 1	0- 2	HOME	1- 1	1- 0	4- 1				
6- 7	0- 0	0- 0	AWAY	0- 2	2- 1	4- 4				
0- 0	0- 0	0- 0	NEUTRAL	0- 0	0- 0	0- 0				
4- 6	0- 0	0- 1	NON-CONFERENCE	0- 2	1- 0	3- 3				
2- 2	0- 0	0- 1	HOME	0- 1	1- 0	1- 0				
2- 4	0- 0	0- 0	AWAY	0- 1	0- 0	2- 3				
0- 0	0- 0	0- 0	NEUTRAL	0- 0	0- 0	0- 0				
8- 6	0- 1	0- 1	CONFERENCE	1- 1	2- 1	5- 2				
4- 3	0- 1	0- 1	HOME	1- 0	0- 0	3- 1				
4- 3	0- 0	0- 0	AWAY	0- 1	2- 1	2- 1				
0- 0	0- 0	0- 0	NEUTRAL	0- 0	0- 0	0- 0				

RPI 1-25				RPI 26-50				RPI 51-100				RPI 101+ Team's RPI: 159			
RPI	S	Opponent	Score	RPI	S	Opponent	Score	RPI	S	Opponent	Score	RPI	S	Opponent	Score
18	H	Central Mich.	82 89	30	H	Michigan	38 57	71	A	Ball St.	54 59	103	A	Kent St.	74 69
				48	H	Ohio	65 75	71	H	Ball St.	61 58	119	H	Southeast Mo. St.	69 64
								92	A	Michigan St.	50 85	144	A	Buffalo	63 66
								99	H	Southern Ill.	54 85	150	A	Western Mich.	83 79
												151	A	Akron	81 88
												151	H	Akron	53 64
												160	A	Wichita St.	52 63
												167	A	Binghamton	67 78
												172	A	Toledo	77 62
												180	H	Northern Ill.	62 55
												198	H	Miami (OH)	80 53
												251	A	Youngstown St.	77 79
												261	A	Bowling Green	70 58
												261	H	Bowling Green	78 61
												332	A	Detroit Mercy	84 70
												336	H	Purdue Fort Wayne	64 40
												343	A	UIC	68 59
LAST 10 Division I															
				71	H	Ball St.	61 58	151	A	Akron	81 88				
				151	H	Akron	53 64	172	A	Toledo	77 62				
				261	A	Bowling Green	70 58	180	H	Northern Ill.	62 55				
				150	A	Western Mich.	83 79	18	H	Central Mich.	82 89				
				48	H	Ohio	65 75	144	A	Buffalo	63 66				

Non-Div I Games: Olivet 95 38

Eastern Mich.

■ Loss, 
 ■ Non-Conf, 
 ■ S Site, 
 ■ Home 
 ■ A Away 
 N Neutral

Average RPI Win:	282	WON-LOST	WINNING	LAST 10	STRENGTH OF	OPP. STRENGTH	TEAM	ADJ.	CONF.	ADJ CONF.
Average RPI Loss:	142	RECORD	PCT. RANK	GAMES	SCHEDULE	OF SCHEDULE	RPI	RPI	RPI	RPI
DIV. I ONLY	3- 21	331	2-8	89	196	300	300	18	18	
DIV. I NON-CONF.	0- 8	338	0	7	103	237	237	17	17	
TOTALS	RPI 1-25	RPI 26-50	W-L RECORDS	RPI 51-100	RPI 101-150	RPI 150+				
3- 21	0- 2	0- 1	OVERALL	0- 3	0- 3	3- 12				
2- 8	0- 0	0- 0	HOME	0- 2	0- 1	2- 5				
1- 12	0- 2	0- 0	AWAY	0- 1	0- 2	1- 7				
0- 1	0- 0	0- 1	NEUTRAL	0- 0	0- 0	0- 0				
0- 8	0- 2	0- 1	NON-CONFERENCE	0- 1	0- 1	0- 3				
0- 2	0- 0	0- 0	HOME	0- 1	0- 0	0- 1				
0- 5	0- 2	0- 0	AWAY	0- 0	0- 1	0- 2				
0- 1	0- 0	0- 1	NEUTRAL	0- 0	0- 0	0- 0				
3- 13	0- 0	0- 0	CONFERENCE	0- 2	0- 2	3- 9				
2- 6	0- 0	0- 0	HOME	0- 1	0- 1	2- 4				
1- 7	0- 0	0- 0	AWAY	0- 1	0- 1	1- 5				
0- 0	0- 0	0- 0	NEUTRAL	0- 0	0- 0	0- 0				

RPI 1-25				RPI 26-50				RPI 51-100				RPI 101+ Team's RPI: 300			
RPI	S	Opponent	Score	RPI	S	Opponent	Score	RPI	S	Opponent	Score	RPI	S	Opponent	Score
8	A	Stanford	27 92	36	N	Bradley	46 66	82	A	Montana St.	47 79	107	A	Utah	49 87
12	A	Gonzaga	44 84					82	H	Montana St.	85 89	123	A	Idaho	60 69
								100	H	Boise St.	61 63	123	H	Idaho	46 75
												162	A	Northern Ariz.	58 63
												162	H	Northern Ariz.	62 70
												163	A	San Jose St.	66 84
												165	A	Montana	54 92
												165	H	Montana	56 77
												168	H	Idaho St.	47 67
												178	A	Southern Utah	50 71
												195	H	Pepperdine	52 53
												210	A	UMKC	55 66
												215	A	Portland St.	58 75
												215	H	Portland St.	79 75
												224	A	Northern Colo.	42 63
												308	A	Sacramento St.	78 73
												308	H	Sacramento St.	67 74
												322	H	Weber St.	63 53
LAST 10 Division I															
162	A	Northern Ariz.	58 63	165	H	Montana	56 77								
308	A	Sacramento St.	78 73	162	H	Northern Ariz.	62 70								
215	H	Portland St.	79 75	308	H	Sacramento St.	67 74								
123	H	Idaho	46 75	224	A	Northern Colo.	42 63								
82	A	Montana St.	47 79	178	A	Southern Utah	50 71								

Non-Div I Games: Northwest Chrst. 81 62

Eastern Wash.

■ Loss, 
 ■ Non-Conf, S Site, 
 ■ Home 
 ■ Away 
 N Neutral



Average RPI Win:	262	WON-LOST	WINNING	LAST 10	STRENGTH OF	OPP. STRENGTH	TEAM	ADJ.	CONF.	ADJ CONF.
Average RPI Loss:	94	RECORD	PCT. RANK	GAMES	SCHEDULE	OF SCHEDULE	RPI	RPI	RPI	RPI
DIV. I ONLY	11- 14	210	4-6	151	151	177	177	14	14	
DIV. I NON-CONF.	4- 6	212	0	48	223	130	130	13	13	
TOTALS	RPI 1-25	RPI 26-50	W-L RECORDS	RPI 51-100	RPI 101-150	RPI 150+				
11- 14	0- 1	0- 3	OVERALL	0- 3	0- 5	11- 2				
5- 5	0- 0	0- 1	HOME	0- 0	0- 3	5- 1				
6- 7	0- 1	0- 2	AWAY	0- 1	0- 2	6- 1				
0- 2	0- 0	0- 0	NEUTRAL	0- 2	0- 0	0- 0				
4- 6	0- 1	0- 0	NON-CONFERENCE	0- 3	0- 2	4- 0				
2- 1	0- 0	0- 0	HOME	0- 0	0- 1	2- 0				
2- 3	0- 1	0- 0	AWAY	0- 1	0- 1	2- 0				
0- 2	0- 0	0- 0	NEUTRAL	0- 2	0- 0	0- 0				
7- 8	0- 0	0- 3	CONFERENCE	0- 0	0- 3	7- 2				
3- 4	0- 0	0- 1	HOME	0- 0	0- 2	3- 1				
4- 4	0- 0	0- 2	AWAY	0- 0	0- 1	4- 1				
0- 0	0- 0	0- 0	NEUTRAL	0- 0	0- 0	0- 0				

RPI 1-25				RPI 26-50				RPI 51-100				RPI 101+ Team's RPI: 177			
RPI	S	Opponent	Score	RPI	S	Opponent	Score	RPI	S	Opponent	Score	RPI	S	Opponent	Score
23	A	NC State	49 62	40	A	James Madison	48 61	61	A	Marist	55 63	111	H	Wake Forest	57 69
				43	A	Drexel	47 66	64	N	IUPUI	53 59	113	A	North Carolina	46 76
				43	H	Drexel	53 55	78	N	Coastal Caro.	65 76	117	H	William & Mary	77 84
												127	A	Northeastern	65 68
												127	H	Northeastern	45 69
												176	A	Towson	74 61
												183	A	Delaware	60 73
												183	H	Delaware	56 65
												206	A	UNLV	50 44
												212	A	Furman	87 76
												236	H	Appalachian St.	67 66
												263	A	Col. of Charleston	85 57
												263	H	Col. of Charleston	90 48
												274	A	UNCW	60 57
												274	H	UNCW	77 53
												318	A	Hofstra	69 56
												318	H	Hofstra	67 50
												339	H	Western Caro.	68 24
LAST 10 Division I															
				43	A	Drexel	47 66	274	A	UNCW	60 57				
				183	A	Delaware	60 73	117	H	William & Mary	77 84				
				127	H	Northeastern	45 69	183	H	Delaware	56 65				
				318	H	Hofstra	67 50	43	H	Drexel	53 55				
				263	A	Col. of Charleston	85 57	318	A	Hofstra	69 56				

Non-Div I Games: Newberry 73 53

Elon

Evansville

Through Games Of Feb. 24, 2020

Average RPI Win: <b>288</b>	WON-LOST	WINNING	LAST 10	STRENGTH OF	OPP. STRENGTH	TEAM	ADJ.	CONF.	ADJ CONF.
Average RPI Loss: <b>140</b>	RECORD	PCT. RANK	GAMES	SCHEDULE	OF SCHEDULE	RPI	RPI	RPI	RPI
DIV. I ONLY	2- 23	347	0-10	144	155	320	320	8	8
DIV. I NON-CONF.	2- 8	295	0	340	339	346	346	7	7
TOTALS	RPI 1-25	RPI 26-50	W-L RECORDS	RPI 51-100	RPI 101-150	RPI 150+			
2- 23	0- 2	0- 3	OVERALL	0- 5	0- 5	2- 8			
2- 8	0- 1	0- 1	HOME	0- 2	0- 2	2- 2			
0- 15	0- 1	0- 2	AWAY	0- 3	0- 3	0- 6			
0- 0	0- 0	0- 0	NEUTRAL	0- 0	0- 0	0- 0			
2- 8	0- 0	0- 0	NON-CONFERENCE	0- 0	0- 1	2- 7			
2- 2	0- 0	0- 0	HOME	0- 0	0- 0	2- 2			
0- 6	0- 0	0- 0	AWAY	0- 0	0- 1	0- 5			
0- 0	0- 0	0- 0	NEUTRAL	0- 0	0- 0	0- 0			
0- 15	0- 2	0- 3	CONFERENCE	0- 5	0- 4	0- 1			
0- 6	0- 1	0- 1	HOME	0- 2	0- 2	0- 0			
0- 9	0- 1	0- 2	AWAY	0- 3	0- 2	0- 1			
0- 0	0- 0	0- 0	NEUTRAL	0- 0	0- 0	0- 0			

RPI 1-25				RPI 26-50				RPI 51-100				RPI 101+ Team's RPI: 320			
RPI	S	Opponent	Score	RPI	S	Opponent	Score	RPI	S	Opponent	Score	RPI	S	Opponent	Score
10	A	Missouri St.	62 <b>76</b>	28	A	Drake	44 <b>108</b>	75	A	UNI	60 <b>76</b>	119	A	Southeast Mo. St.	60 <b>83</b>
10	H	Missouri St.	55 <b>81</b>	28	H	Drake	51 <b>66</b>	75	H	UNI	49 <b>67</b>	147	A	Loyola Chicago	47 <b>77</b>
				36	A	Bradley	51 <b>82</b>	86	A	Illinois St.	58 <b>81</b>	147	H	Loyola Chicago	61 <b>71</b>
								99	A	Southern Ill.	60 <b>99</b>	149	A	Valparaiso	54 <b>72</b>
								99	H	Southern Ill.	57 <b>70</b>	149	H	Valparaiso	66 <b>88</b>
												179	A	Austin Peay	64 <b>80</b>
												189	A	Illinois	44 <b>59</b>
												198	A	Miami (OH)	64 <b>72</b>
												214	H	Eastern Ill.	44 <b>90</b>
												228	H	Marshall	66 62
												229	H	Murray St.	59 <b>61</b>
												272	A	Indiana St.	58 <b>68</b>
												336	A	Purdue Fort Wayne	64 <b>67</b>
												340	A	SIUE	74 <b>85</b>
												347	H	Chicago St.	76 42
LAST 10 Division I															
99	A	Southern Ill.	60 <b>99</b>	149	A	Valparaiso	54 <b>72</b>								
10	A	Missouri St.	62 <b>76</b>	272	A	Indiana St.	58 <b>68</b>								
75	H	UNI	49 <b>67</b>	10	H	Missouri St.	55 <b>81</b>								
28	H	Drake	51 <b>66</b>	99	H	Southern Ill.	57 <b>70</b>								
147	A	Loyola Chicago	47 <b>77</b>	28	A	Drake	44 <b>108</b>								

Non-Div I Games: Brescia 77 61

Evansville

Loss, Non-Conf, S Site, H Home A Away N Neutral

Average RPI Win:	182	WON-LOST	WINNING	LAST 10	STRENGTH OF	OPP. STRENGTH	TEAM	ADJ.	CONF.	ADJ CONF.
Average RPI Loss:	23	RECORD	PCT. RANK	GAMES	SCHEDULE	OF SCHEDULE	RPI	RPI	RPI	RPI
DIV. I ONLY	24- 2	7	10-0	198	94	32	32	16	16	
DIV. I NON-CONF.	10- 2	29	0	109	17	32	32	14	14	
TOTALS	RPI 1-25	RPI 26-50	W-L RECORDS	RPI 51-100	RPI 101-150	RPI 150+				
24- 2	1- 1	1- 1	OVERALL	3- 0	5- 0	14- 0				
9- 1	1- 0	1- 1	HOME	0- 0	2- 0	5- 0				
11- 1	0- 1	0- 0	AWAY	1- 0	2- 0	8- 0				
4- 0	0- 0	0- 0	NEUTRAL	2- 0	1- 0	1- 0				
10- 2	1- 1	1- 1	NON-CONFERENCE	3- 0	1- 0	4- 0				
3- 1	1- 0	1- 1	HOME	0- 0	0- 0	1- 0				
3- 1	0- 1	0- 0	AWAY	1- 0	0- 0	2- 0				
4- 0	0- 0	0- 0	NEUTRAL	2- 0	1- 0	1- 0				
14- 0	0- 0	0- 0	CONFERENCE	0- 0	4- 0	10- 0				
6- 0	0- 0	0- 0	HOME	0- 0	2- 0	4- 0				
8- 0	0- 0	0- 0	AWAY	0- 0	2- 0	6- 0				
0- 0	0- 0	0- 0	NEUTRAL	0- 0	0- 0	0- 0				

RPI 1-25				RPI 26-50				Team's RPI: 32				RPI 51-100				RPI 101+			
RPI	S	Opponent	Score	RPI	S	Opponent	Score	RPI	S	Opponent	Score	RPI	S	Opponent	Score	RPI	S	Opponent	Score
14	A	Princeton	53 67	31	H	LSU	63 74	69	N	South Fla.	81 77	104	A	Liberty	74 65				
25	H	Duke	78 56	39	H	UCF	72 50	80	N	South Dakota St.	71 70	104	H	Liberty	64 57				
								90	A	Temple	93 67	116	N	Notre Dame	69 60				
												146	A	North Florida	72 50				
												146	H	North Florida	76 65				
												156	A	North Ala.	74 63				
												169	A	Jacksonville	81 68				
												191	A	Houston	57 45				
												213	A	Stetson	89 47				
												213	H	Stetson	67 54				
												216	A	Kennesaw St.	89 64				
												216	H	Kennesaw St.	80 63				
												252	A	Lipscomb	78 45				
												252	H	Lipscomb	82 56				
												275	N	Saint Francis (PA)	97 64				
												303	A	FIU	100 54				
												326	A	NJIT	68 39				
												326	H	NJIT	82 39				
												348	H	Central Conn. St.	94 60				
LAST 10 Division I																			
326	A	NJIT	68 39	169	A	Jacksonville	81 68												
216	A	Kennesaw St.	89 64	104	A	Liberty	74 65												
252	A	Lipscomb	78 45	326	H	NJIT	82 39												
213	H	Stetson	67 54	216	H	Kennesaw St.	80 63												
146	H	North Florida	76 65	156	A	North Ala.	74 63												

Non-Div I Games: Webber Int'l 99 48 Fla. Memorial 91 47 Johnson & Wales (FL89 56

FGCU

Loss, Non-Conf, S Site, H Home A Away N Neutral

Average RPI Win:	290	WON-LOST	WINNING	LAST 10	STRENGTH OF	OPP. STRENGTH	TEAM	ADJ.	CONF.	ADJ CONF.
Average RPI Loss:	159	RECORD	PCT. RANK	GAMES	SCHEDULE	OF SCHEDULE	RPI	RPI	RPI	RPI
DIV. I ONLY	5- 21	319	1-9	161	218	303	303	13	13	
DIV. I NON-CONF.	3- 8	268	0	209	338	299	299	16	16	
TOTALS	RPI 1-25	RPI 26-50	W-L RECORDS	RPI 51-100	RPI 101-150	RPI 150+				
5- 21	0- 0	0- 4	OVERALL	0- 2	0- 3	5- 12				
2- 13	0- 0	0- 3	HOME	0- 1	0- 2	2- 7				
3- 8	0- 0	0- 1	AWAY	0- 1	0- 1	3- 5				
0- 0	0- 0	0- 0	NEUTRAL	0- 0	0- 0	0- 0				
3- 8	0- 0	0- 1	NON-CONFERENCE	0- 0	0- 2	3- 5				
1- 7	0- 0	0- 1	HOME	0- 0	0- 2	1- 4				
2- 1	0- 0	0- 0	AWAY	0- 0	0- 0	2- 1				
0- 0	0- 0	0- 0	NEUTRAL	0- 0	0- 0	0- 0				
2- 13	0- 0	0- 3	CONFERENCE	0- 2	0- 1	2- 7				
1- 6	0- 0	0- 2	HOME	0- 1	0- 0	1- 3				
1- 7	0- 0	0- 1	AWAY	0- 1	0- 1	1- 4				
0- 0	0- 0	0- 0	NEUTRAL	0- 0	0- 0	0- 0				

RPI S	Opponent	Score	RPI S	Opponent	Score	RPI S	Opponent	Score	RPI S	Opponent	Score	Team's RPI: 303
27	H Old Dominion	39 66	58	A Middle Tenn.	56 72	106	H Bethune-Cookman	60 65				
32	H FGCU	54 100	66	H Rice	47 68	122	A UAB	58 71				
33	A Western Ky.	51 71				146	H North Florida	49 64				
49	H Charlotte	50 64				169	A Jacksonville	52 77				
						179	H Austin Peay	56 58				
						186	H Northern Ky.	45 67				
						200	A Fla. Atlantic	42 54				
						200	H Fla. Atlantic	61 64				
						205	H Southern Miss.	53 58				
						219	H Brown	57 72				
						220	A UTEP	34 64				
						228	A Marshall	68 65				
						259	H North Texas	58 56				
						265	A Louisiana Tech	52 62				
						265	H Louisiana Tech	44 68				
						277	H Oakland	49 58				
						307	A N.C. Central	59 58				
						312	A UTSA	45 60				
						313	A Georgia St.	70 63				
						344	H Grambling	56 55				
LAST 10 Division I												
265	A Louisiana Tech	52 62	33	A Western Ky.	51 71							
200	A Fla. Atlantic	42 54	228	A Marshall	68 65							
205	H Southern Miss.	53 58	49	H Charlotte	50 64							
265	H Louisiana Tech	44 68	27	H Old Dominion	39 66							
200	H Fla. Atlantic	61 64	58	A Middle Tenn.	56 72							

Non-Div I Games:

FIU

■ Loss, 
 ■ Non-Conf, 
 ■ S Site, 
 ■ H Home 
 ■ A Away 
 N Neutral

Average RPI Win: 266		WON-LOST	WINNING	LAST 10	STRENGTH OF	OPP. STRENGTH	TEAM	ADJ.	CONF.	ADJ CONF.
Average RPI Loss: 170		RECORD	PCT. RANK	GAMES	SCHEDULE	OF SCHEDULE	RPI	RPI	RPI	RPI
DIV. I ONLY		13- 12	164	4-6	325	206	226	226	24	24
DIV. I NON-CONF.		3- 6	235	0	328	82	308	308	25	25
TOTALS	RPI 1-25	RPI 26-50		W-L RECORDS	RPI 51-100		RPI 101-150		RPI 150+	
13- 12	0- 0	0- 0		OVERALL	1- 5		0- 0		12- 7	
8- 3	0- 0	0- 0		HOME	1- 0		0- 0		7- 3	
5- 9	0- 0	0- 0		AWAY	0- 5		0- 0		5- 4	
0- 0	0- 0	0- 0		NEUTRAL	0- 0		0- 0		0- 0	
3- 6	0- 0	0- 0		NON-CONFERENCE	0- 3		0- 0		3- 3	
2- 2	0- 0	0- 0		HOME	0- 0		0- 0		2- 2	
1- 4	0- 0	0- 0		AWAY	0- 3		0- 0		1- 1	
0- 0	0- 0	0- 0		NEUTRAL	0- 0		0- 0		0- 0	
10- 6	0- 0	0- 0		CONFERENCE	1- 2		0- 0		9- 4	
6- 1	0- 0	0- 0		HOME	1- 0		0- 0		5- 1	
4- 5	0- 0	0- 0		AWAY	0- 2		0- 0		4- 3	
0- 0	0- 0	0- 0		NEUTRAL	0- 0		0- 0		0- 0	

RPI 1-25				RPI 26-50				RPI 51-100				RPI 101+				Team's RPI: 226	
RPI	S	Opponent	Score	RPI	S	Opponent	Score	RPI	S	Opponent	Score	RPI	S	Opponent	Score		
								61	A	Marist	45 75	164	H	Dartmouth	51 52		
								61	H	Marist	52 48	190	A	Quinnipiac	62 76		
								63	A	St. John's (NY)	69 71	190	H	Quinnipiac	72 60		
								77	A	Seton Hall	44 74	206	H	Manhattan	87 47		
								90	A	Temple	59 77	209	A	Rhode Island	41 74		
								91	A	Rider	52 60	219	H	Brown	44 58		
												221	A	Iona	52 40		
												221	H	Iona	52 59		
												278	A	Siena	65 35		
												284	A	Niagara	77 65		
												299	A	Monmouth	40 39		
												299	H	Monmouth	49 38		
												306	H	Navy	66 52		
												318	H	Hofstra	73 64		
												323	A	Saint Peter's	63 66		
												323	H	Saint Peter's	67 48		
												330	A	LIU Brooklyn	53 51		
												337	A	Canisius	63 70		
												337	H	Canisius	72 70		
LAST 10 Division I																	
				61	A	Marist	45 75	337	A	Canisius	63 70						
				190	H	Quinnipiac	72 60	284	A	Niagara	77 65						
				323	A	Saint Peter's	63 66	61	H	Marist	52 48						
				221	H	Iona	52 59	91	A	Rider	52 60						
				299	A	Monmouth	40 39	190	A	Quinnipiac	62 76						

Non-Div I Games:

Fairfield

Loss, Non-Conf, S Site, H Home A Away N Neutral

Average RPI Win: 313		WON-LOST	WINNING	LAST 10	STRENGTH OF	OPP. STRENGTH	TEAM	ADJ.	CONF.	ADJ CONF.
Average RPI Loss: 226		RECORD	PCT. RANK	GAMES	SCHEDULE	OF SCHEDULE	RPI	RPI	RPI	RPI
DIV. I ONLY		10- 16	246	4-6	348	342	317	317	30	30
DIV. I NON-CONF.		3- 8	268	0	338	328	329	329	30	30
TOTALS		RPI 1-25	RPI 26-50	W-L RECORDS	RPI 51-100	RPI 101-150	RPI 150+			
10- 16	0- 0		0- 0	OVERALL	0- 0	0- 3	10- 13			
5- 8	0- 0		0- 0	HOME	0- 0	0- 2	5- 6			
5- 8	0- 0		0- 0	AWAY	0- 0	0- 1	5- 7			
0- 0	0- 0		0- 0	NEUTRAL	0- 0	0- 0	0- 0			
3- 8	0- 0		0- 0	NON-CONFERENCE	0- 0	0- 0	3- 8			
1- 4	0- 0		0- 0	HOME	0- 0	0- 0	1- 4			
2- 4	0- 0		0- 0	AWAY	0- 0	0- 0	2- 4			
0- 0	0- 0		0- 0	NEUTRAL	0- 0	0- 0	0- 0			
7- 8	0- 0		0- 0	CONFERENCE	0- 0	0- 3	7- 5			
4- 4	0- 0		0- 0	HOME	0- 0	0- 2	4- 2			
3- 4	0- 0		0- 0	AWAY	0- 0	0- 1	3- 3			
0- 0	0- 0		0- 0	NEUTRAL	0- 0	0- 0	0- 0			

[illegible]

Non-Div I Games:

Fairleigh Dickinson

Loss, Non-Conf, S Site, H Home A Away N Neutral

Fla. Atlantic

Through Games Of Feb. 24, 2020

Average RPI Win:	239	WON-LOST	WINNING	LAST 10	STRENGTH OF	OPP. STRENGTH	TEAM	ADJ.	CONF.	ADJ CONF.
Average RPI Loss:	110	RECORD	PCT. RANK	GAMES	SCHEDULE	OF SCHEDULE	RPI	RPI	RPI	RPI
DIV. I ONLY	12- 14	195	4-6	155	145	200	200	13	13	
DIV. I NON-CONF.	6- 5	151	0	206	185	185	185	16	16	
TOTALS	RPI 1-25	RPI 26-50	W-L RECORDS	RPI 51-100	RPI 101-150	RPI 150+				
12- 14	0- 1	1- 3	OVERALL	0- 3	2- 3	9- 4				
8- 7	0- 0	1- 2	HOME	0- 2	0- 1	7- 2				
4- 7	0- 1	0- 1	AWAY	0- 1	2- 2	2- 2				
0- 0	0- 0	0- 0	NEUTRAL	0- 0	0- 0	0- 0				
6- 5	0- 1	0- 0	NON-CONFERENCE	0- 1	2- 2	4- 1				
4- 3	0- 0	0- 0	HOME	0- 1	0- 1	4- 1				
2- 2	0- 1	0- 0	AWAY	0- 0	2- 1	0- 0				
0- 0	0- 0	0- 0	NEUTRAL	0- 0	0- 0	0- 0				
6- 9	0- 0	1- 3	CONFERENCE	0- 2	0- 1	5- 3				
4- 4	0- 0	1- 2	HOME	0- 1	0- 0	3- 1				
2- 5	0- 0	0- 1	AWAY	0- 1	0- 1	2- 2				
0- 0	0- 0	0- 0	NEUTRAL	0- 0	0- 0	0- 0				

RPI	S	Opponent	Score	RPI	S	Opponent	Score	RPI	S	Opponent	Score	RPI	S	Opponent	Score	Team's RPI: 200
9	A	Iowa	53 85	27	H	Old Dominion	63 75	58	A	Middle Tenn.	66 81	114	A	Richmond	55 57	
				33	A	Western Ky.	59 68	66	H	Rice	69 78	121	H	Kansas	60 90	
				33	H	Western Ky.	56 69	97	H	Harvard	51 65	122	A	UAB	73 92	
				49	H	Charlotte	65 44					142	A	Hampton	64 63	
												150	A	Western Mich.	80 79	
												196	H	Little Rock	79 72	
												205	H	Southern Miss.	67 71	
												212	H	Furman	63 69	
												220	A	UTEP	65 96	
												228	A	Marshall	75 85	
												259	H	North Texas	84 78	
												264	H	Loyola Maryland	72 61	
												265	H	Louisiana Tech	77 75	
												278	H	Siena	83 39	
												303	A	FIU	64 61	
												303	H	FIU	54 42	
												312	A	UTSA	80 53	
												348	H	Central Conn. St.	72 54	
LAST 10 Division I																
				33	H	Western Ky.	56 69	228	A	Marshall	75 85					
				303	H	FIU	54 42	33	A	Western Ky.	59 68					
				265	H	Louisiana Tech	77 75	27	H	Old Dominion	63 75					
				205	H	Southern Miss.	67 71	49	H	Charlotte	65 44					
				303	A	FIU	64 61	122	A	UAB	73 92					

Non-Div I Games:

Fla. Atlantic

Loss, Non-Conf, S Site, H Home A Away N Neutral

Average RPI Win:	210	WON-LOST	WINNING	LAST 10	STRENGTH OF	OPP. STRENGTH	TEAM	ADJ.	CONF.	ADJ CONF.
Average RPI Loss:	49	RECORD	PCT. RANK	GAMES	SCHEDULE	OF SCHEDULE	RPI	RPI	RPI	RPI
DIV. I ONLY	15- 12	150	4-6	131	61	128	128	4	4	
DIV. I NON-CONF.	9- 4	84	0	316	172	200	200	5	5	
TOTALS	RPI 1-25	RPI 26-50	W-L RECORDS	RPI 51-100	RPI 101-150	RPI 150+				
15- 12	1- 4	1- 3	OVERALL	0- 3	4- 2	9- 0				
9- 6	0- 2	1- 2	HOME	0- 2	2- 0	6- 0				
5- 5	1- 2	0- 1	AWAY	0- 1	2- 1	2- 0				
1- 1	0- 0	0- 0	NEUTRAL	0- 0	0- 1	1- 0				
9- 4	0- 1	0- 1	NON-CONFERENCE	0- 0	1- 2	8- 0				
6- 2	0- 1	0- 1	HOME	0- 0	1- 0	5- 0				
2- 1	0- 0	0- 0	AWAY	0- 0	0- 1	2- 0				
1- 1	0- 0	0- 0	NEUTRAL	0- 0	0- 1	1- 0				
6- 8	1- 3	1- 2	CONFERENCE	0- 3	3- 0	1- 0				
3- 4	0- 1	1- 1	HOME	0- 2	1- 0	1- 0				
3- 4	1- 2	0- 1	AWAY	0- 1	2- 0	0- 0				
0- 0	0- 0	0- 0	NEUTRAL	0- 0	0- 0	0- 0				

RPI 1-25				RPI 26-50				RPI 51-100				RPI 101+ Team's RPI: 128			
RPI	S	Opponent	Score	RPI	S	Opponent	Score	RPI	S	Opponent	Score	RPI	S	Opponent	Score
13	A	Texas A&M	42 69	26	H	Florida St.	55 66	55	H	Tennessee	50 78	110	A	Auburn	83 63
15	A	Mississippi St.	47 93	31	H	LSU	68 77	65	A	Alabama	62 69	111	N	Wake Forest	68 73
19	H	Indiana	49 73	35	A	Arkansas	57 79	70	H	Georgia	43 49	120	H	Vanderbilt	68 60
22	A	Kentucky	70 62	35	H	Arkansas	83 80					121	A	Kansas	66 76
22	H	Kentucky	45 65									131	H	Davidson	55 50
												145	A	Missouri	75 67
												173	H	Samford	84 48
												254	N	Xavier	67 64
												260	H	Longwood	71 54
												287	H	Ole Miss	74 72
												292	A	Prairie View	51 44
												305	H	Presbyterian	60 46
												328	H	Mercer	71 50
												341	H	Florida A&M	84 40
												344	A	Grambling	72 65
LAST 10 Division I															
				35	H	Arkansas	83 80	22	A	Kentucky	70 62				
				65	A	Alabama	62 69	31	H	LSU	68 77				
				145	A	Missouri	75 67	35	A	Arkansas	57 79				
				287	H	Ole Miss	74 72	13	A	Texas A&M	42 69				
				70	H	Georgia	43 49	55	H	Tennessee	50 78				

Non-Div I Games:

Florida

■ Loss, 
 ■ Non-Conf, 
 S Site, 
 ■ Home 
 ■ Away 
 N Neutral



Average RPI Win:	339	WON-LOST	WINNING	LAST 10	STRENGTH OF	OPP. STRENGTH	TEAM	ADJ.	CONF.	ADJ CONF.
Average RPI Loss:	218	RECORD	PCT. RANK	GAMES	SCHEDULE	OF SCHEDULE	RPI	RPI	RPI	RPI
DIV. I ONLY	4- 20	324	2-8	320	350	341	341	29	29	
DIV. I NON-CONF.	0- 9	338	0	277	346	349	349	29	29	
TOTALS	RPI 1-25	RPI 26-50	W-L RECORDS	RPI 51-100	RPI 101-150	RPI 150+				
4- 20	0- 0	0- 1	OVERALL	0- 0	0- 3	4- 16				
2- 8	0- 0	0- 0	HOME	0- 0	0- 1	2- 7				
2- 12	0- 0	0- 1	AWAY	0- 0	0- 2	2- 9				
0- 0	0- 0	0- 0	NEUTRAL	0- 0	0- 0	0- 0				
0- 9	0- 0	0- 1	NON-CONFERENCE	0- 0	0- 2	0- 6				
0- 2	0- 0	0- 0	HOME	0- 0	0- 0	0- 2				
0- 7	0- 0	0- 1	AWAY	0- 0	0- 2	0- 4				
0- 0	0- 0	0- 0	NEUTRAL	0- 0	0- 0	0- 0				
4- 11	0- 0	0- 0	CONFERENCE	0- 0	0- 1	4- 10				
2- 6	0- 0	0- 0	HOME	0- 0	0- 1	2- 5				
2- 5	0- 0	0- 0	AWAY	0- 0	0- 0	2- 5				
0- 0	0- 0	0- 0	NEUTRAL	0- 0	0- 0	0- 0				

RPI S	Opponent	Score	RPI S	Opponent	Score	RPI S	Opponent	Score	RPI S	Opponent	Score	Team's RPI: 341
31	A LSU	45 73							106	H Bethune-Cookman	57 78	
									128	A Florida	40 84	
									135	A Texas Tech	60 98	
									153	A N.C. A&T	44 71	
									153	H N.C. A&T	49 66	
									169	H Jacksonville	54 88	
									175	A Norfolk St.	51 59	
									175	H Norfolk St.	62 69	
									240	H Morgan St.	47 59	
									248	H Alabama A&M	53 77	
									249	A Howard	58 72	
									249	H Howard	56 82	
									253	A Jacksonville St.	67 72	
									262	A Delaware St.	53 61	
									307	A N.C. Central	57 66	
									307	H N.C. Central	70 71	
									325	A UMES	81 71	
									327	A USC Upstate	61 74	
									331	H Coppin St.	58 48	
									333	A Alcorn	42 58	
									349	A South Carolina St.	44 39	
									349	H South Carolina St.	57 45	
									351	A Mississippi Val.	70 71	
LAST 10 Division I												
349	H	South Carolina St.	57	45	249	H	Howard	56	82			
175	H	Norfolk St.	62	69	106	H	Bethune-Cookman	57	78			
325	A	UMES	81	71	175	A	Norfolk St.	51	59			
262	A	Delaware St.	53	61	249	A	Howard	58	72			
153	H	N.C. A&T	49	66	307	H	N.C. Central	70	71			

Non-Div I Games: Johnson (FL) 102 40 Trinity Baptist 103 54

Florida A&amp;M

■ Loss, 
 ■ Non-Conf, S Site, 
 ■ Home 
 ■ Away 
 N Neutral

Average RPI Win:	127	WON-LOST	WINNING	LAST 10	STRENGTH OF	OPP. STRENGTH	TEAM	ADJ.	CONF.	ADJ CONF.
Average RPI Loss:	60	RECORD	PCT. RANK	GAMES	SCHEDULE	OF SCHEDULE	RPI	RPI	RPI	RPI
DIV. I ONLY	21- 6	32	6-4	67	37	26	26	5	5	
DIV. I NON-CONF.	11- 0	1	0	130	54	11	11	4	4	
TOTALS	RPI 1-25	RPI 26-50	W-L RECORDS	RPI 51-100	RPI 101-150	RPI 150+				
21- 6	2- 2	4- 0	OVERALL	2- 4	7- 0	6- 0				
11- 2	0- 0	2- 0	HOME	2- 2	4- 0	3- 0				
8- 4	1- 2	1- 0	AWAY	0- 2	3- 0	3- 0				
2- 0	1- 0	1- 0	NEUTRAL	0- 0	0- 0	0- 0				
11- 0	1- 0	2- 0	NON-CONFERENCE	2- 0	2- 0	4- 0				
6- 0	0- 0	0- 0	HOME	2- 0	1- 0	3- 0				
3- 0	0- 0	1- 0	AWAY	0- 0	1- 0	1- 0				
2- 0	1- 0	1- 0	NEUTRAL	0- 0	0- 0	0- 0				
10- 6	1- 2	2- 0	CONFERENCE	0- 4	5- 0	2- 0				
5- 2	0- 0	2- 0	HOME	0- 2	3- 0	0- 0				
5- 4	1- 2	0- 0	AWAY	0- 2	2- 0	2- 0				
0- 0	0- 0	0- 0	NEUTRAL	0- 0	0- 0	0- 0				

RPI 1-25				RPI 26-50				Team's RPI: 26				RPI 51-100				RPI 101+			
RPI	S	Opponent	Score	RPI	S	Opponent	Score	RPI	S	Opponent	Score	RPI	S	Opponent	Score	RPI	S	Opponent	Score
5	A	Louisville	67 59	30	N	Michigan	79 69	63	H	St. John's (NY)	74 70	101	A	Miami (FL)	73 62				
13	N	Texas A&M	80 58	31	A	LSU	70 62	67	A	Georgia Tech	62 65	101	H	Miami (FL)	79 61				
23	A	NC State	51 68	38	H	Virginia Tech	86 62	67	H	Georgia Tech	52 67	111	A	Wake Forest	70 65				
25	A	Duke	64 66	45	H	Virginia	63 55	81	H	Boston College	56 65	111	H	Wake Forest	78 67				
								92	H	Michigan St.	78 68	113	H	North Carolina	78 64				
								98	A	Syracuse	89 90	128	A	Florida	66 55				
												146	H	North Florida	70 41				
												169	H	Jacksonville	75 41				
												173	H	Samford	88 59				
												223	A	Clemson	81 64				
												286	A	Pittsburgh	66 41				
												343	A	UIC	86 42				
												345	H	Charleston So.	88 36				
LAST 10 Division I																			
67	A	Georgia Tech	62 65	286	A	Pittsburgh	66 41												
111	H	Wake Forest	78 67	81	H	Boston College	56 65												
25	A	Duke	64 66	101	H	Miami (FL)	79 61												
45	H	Virginia	63 55	111	A	Wake Forest	70 65												
5	A	Louisville	67 59	23	A	NC State	51 68												

Non-Div I Games:

Florida St.

Average RPI Win: <b>164</b>	WON-LOST	WINNING	LAST 10	STRENGTH OF	OPP. STRENGTH	TEAM	ADJ.	CONF.	ADJ CONF.
Average RPI Loss: <b>103</b>	RECORD	PCT. RANK	GAMES	SCHEDULE	OF SCHEDULE	RPI	RPI	RPI	RPI
DIV. I ONLY	18- 9	73	7-3	123	90	84	84	12	12
DIV. I NON-CONF.	8- 5	117	0	169	60	125	125	11	11
TOTALS	RPI 1-25	RPI 26-50	W-L RECORDS	RPI 51-100	RPI 101-150	RPI 150+			
18- 9	0- 0	1- 1	OVERALL	2- 3	6- 4	9- 1			
12- 2	0- 0	0- 0	HOME	2- 1	3- 1	7- 0			
5- 6	0- 0	1- 0	AWAY	0- 2	2- 3	2- 1			
1- 1	0- 0	0- 1	NEUTRAL	0- 0	1- 0	0- 0			
8- 5	0- 0	1- 1	NON-CONFERENCE	0- 1	2- 2	5- 1			
5- 2	0- 0	0- 0	HOME	0- 1	1- 1	4- 0			
2- 2	0- 0	1- 0	AWAY	0- 0	0- 1	1- 1			
1- 1	0- 0	0- 1	NEUTRAL	0- 0	1- 0	0- 0			
10- 4	0- 0	0- 0	CONFERENCE	2- 2	4- 2	4- 0			
7- 0	0- 0	0- 0	HOME	2- 0	2- 0	3- 0			
3- 4	0- 0	0- 0	AWAY	0- 2	2- 2	1- 0			
0- 0	0- 0	0- 0	NEUTRAL	0- 0	0- 0	0- 0			

RPI S	Opponent	Score	RPI S	Opponent	Score	RPI S	Opponent	Score	RPI S	Opponent	Score
35 N	Arkansas	59 <b>71</b>	52 A	Dayton	44 <b>48</b>	102 A	VCU	52 <b>62</b>			
49 A	Charlotte	76 51	52 H	Dayton	50 38	114 A	Richmond	64 47			
			71 H	Villanova	66 <b>73</b>	116 H	Notre Dame	55 <b>60</b>			
			93 A	Saint Louis	49 <b>59</b>	125 A	Columbia	51 <b>70</b>			
			93 H	Saint Louis	66 54	127 H	Northeastern	74 58			
						131 A	Davidson	62 <b>74</b>			
						131 H	Davidson	47 46			
						133 N	Lehigh	59 57			
						141 H	George Washington	53 47			
						148 A	Massachusetts	69 64			
						171 H	La Salle	62 45			
						173 H	Samford	68 37			
						191 H	Houston	63 54			
						203 A	Penn St.	59 <b>72</b>			
						206 A	Manhattan	51 45			
						209 H	Rhode Island	60 50			
						232 A	George Mason	66 54			
						241 H	Georgetown	67 54			
						244 H	Southern U.	65 52			
						296 H	St. Bonaventure	79 53			
LAST 10 Division I											
52 H	Dayton	50 38	209 H	Rhode Island	60 50						
93 A	Saint Louis	49 <b>59</b>	171 H	La Salle	62 45						
114 A	Richmond	64 47	102 A	VCU	52 <b>62</b>						
131 H	Davidson	47 46	52 A	Dayton	44 <b>48</b>						
148 A	Massachusetts	69 64	93 H	Saint Louis	66 54						

Non-Div I Games:

Fordham

  Loss, 
  Non-Conf, 
  S Site, 
  H Home 
  A Away 
N Neutral

[illegible]

Fresno St.

Page 92

Average RPI Win:	244	WON-LOST	WINNING	LAST 10	STRENGTH OF	OPP. STRENGTH	TEAM	ADJ.	CONF.	ADJ CONF.
Average RPI Loss:	173	RECORD	PCT. RANK	GAMES	SCHEDULE	OF SCHEDULE	RPI	RPI	RPI	RPI
DIV. I ONLY	14- 11	143	4-6	332	179	212	212	26	26	
DIV. I NON-CONF.	7- 5	131	0	234	96	133	133	22	22	
TOTALS	RPI 1-25	RPI 26-50	W-L RECORDS	RPI 51-100	RPI 101-150	RPI 150+				
14- 11	0- 0	0- 0	OVERALL	0- 2	2- 3	12- 6				
7- 3	0- 0	0- 0	HOME	0- 0	1- 1	6- 2				
6- 8	0- 0	0- 0	AWAY	0- 2	1- 2	5- 4				
1- 0	0- 0	0- 0	NEUTRAL	0- 0	0- 0	1- 0				
7- 5	0- 0	0- 0	NON-CONFERENCE	0- 2	2- 1	5- 2				
3- 1	0- 0	0- 0	HOME	0- 0	1- 0	2- 1				
3- 4	0- 0	0- 0	AWAY	0- 2	1- 1	2- 1				
1- 0	0- 0	0- 0	NEUTRAL	0- 0	0- 0	1- 0				
7- 6	0- 0	0- 0	CONFERENCE	0- 0	0- 2	7- 4				
4- 2	0- 0	0- 0	HOME	0- 0	0- 1	4- 1				
3- 4	0- 0	0- 0	AWAY	0- 0	0- 1	3- 3				
0- 0	0- 0	0- 0	NEUTRAL	0- 0	0- 0	0- 0				

RPI S	Opponent	Score	RPI S	Opponent	Score	RPI S	Opponent	Score	RPI S	Opponent	Score	Team's RPI: 212
						58	A Middle Tenn.	62 78	114	A Richmond	70 69	
						70	A Georgia	48 77	120	A Vanderbilt	46 74	
									132	A UNC Greensboro	53 61	
									132	H UNC Greensboro	53 59	
									142	H Hampton	70 65	
									173	A Samford	72 59	
									173	H Samford	77 69	
									177	H Elon	76 87	
									194	A Gardner-Webb	72 67	
									196	A Chattanooga	52 60	
									196	H Chattanooga	63 69	
									200	A Fla. Atlantic	69 63	
									223	A Clemson	71 77	
									225	N Saint Joseph's	63 48	
									273	A Wofford	62 66	
									291	A ETSU	81 62	
									291	H ETSU	67 47	
									298	H Ga. Southern	78 63	
									313	H Georgia St.	62 55	
									328	A Mercer	55 61	
									328	H Mercer	62 49	
									339	A Western Caro.	69 59	
									339	H Western Caro.	69 53	
LAST 10 Division I												
			132	A UNC Greensboro	53 61	173	A Samford	72 59				
			339	A Western Caro.	69 59	273	A Wofford	62 66				
			291	H ETSU	67 47	339	H Western Caro.	69 53				
			196	H Chattanooga	63 69	132	H UNC Greensboro	53 59				
			328	A Mercer	55 61	196	A Chattanooga	52 60				

Non-Div I Games: North Greenville 88 51 Newberry 62 43 UNKNOWN 88 24

Furman

## Ga. Southern

Through Games Of Feb. 24, 2020

Average RPI Win:	285	WON-LOST	WINNING	LAST 10	STRENGTH OF	OPP. STRENGTH	TEAM	ADJ.	CONF.	ADJ CONF.
Average RPI Loss:	187	RECORD	PCT. RANK	GAMES	SCHEDULE	OF SCHEDULE	RPI	RPI	RPI	RPI
DIV. I ONLY	9- 17	268	4-6	283	303	298	298	21	21	
DIV. I NON-CONF.	3- 8	268	0	285	323	293	293	20	20	
TOTALS	RPI 1-25	RPI 26-50	W-L RECORDS	RPI 51-100	RPI 101-150	RPI 150+				
9- 17	0- 0	0- 1	OVERALL	0- 2	0- 2	9- 12				
5- 6	0- 0	0- 1	HOME	0- 1	0- 0	5- 4				
3- 10	0- 0	0- 0	AWAY	0- 1	0- 1	3- 8				
1- 1	0- 0	0- 0	NEUTRAL	0- 0	0- 1	1- 0				
3- 8	0- 0	0- 0	NON-CONFERENCE	0- 0	0- 2	3- 6				
0- 2	0- 0	0- 0	HOME	0- 0	0- 0	0- 2				
2- 5	0- 0	0- 0	AWAY	0- 0	0- 1	2- 4				
1- 1	0- 0	0- 0	NEUTRAL	0- 0	0- 1	1- 0				
6- 9	0- 0	0- 1	CONFERENCE	0- 2	0- 0	6- 6				
5- 4	0- 0	0- 1	HOME	0- 1	0- 0	5- 2				
1- 5	0- 0	0- 0	AWAY	0- 1	0- 0	1- 4				
0- 0	0- 0	0- 0	NEUTRAL	0- 0	0- 0	0- 0				

RPI S	Opponent	Score	RPI S	Opponent	Score	RPI S	Opponent	Score	RPI S	Opponent	Score	Team's RPI: 298
47	H Troy	69 79	78	A Coastal Caro.	59 66	103	N Kent St.	48 62	106	A Bethune-Cookman	57 75	
			78	H Coastal Caro.	74 90	157	A Tulane	40 56	196	A Little Rock	46 58	
						196	H Little Rock	49 65	208	A Louisiana	60 72	
						208	H Louisiana	83 67	212	A Furman	63 78	
						216	H Kennesaw St.	69 95	234	H North Dakota	56 69	
						236	A Appalachian St.	75 83	236	H Appalachian St.	78 70	
						247	H South Alabama	65 71	258	A Arkansas St.	62 69	
						258	H Arkansas St.	80 67	269	A Winthrop	91 47	
						273	A Wofford	70 57	287	A Ole Miss	66 69	
						311	N St. Francis Brooklyn	78 47	313	H Georgia St.	81 56	
						328	A Mercer	52 62	350	A La.-Monroe	72 66	
									350	H La.-Monroe	64 47	
LAST 10 Division I												
236	H Appalachian St.	78 70	196	H Little Rock	49 65							
78	H Coastal Caro.	74 90	236	A Appalachian St.	75 83							
208	A Louisiana	60 72	78	A Coastal Caro.	59 66							
350	A La.-Monroe	72 66	313	H Georgia St.	81 56							
258	H Arkansas St.	80 67	247	H South Alabama	65 71							

Non-Div I Games:

Ga. Southern

■ Loss, 
 ■ Non-Conf, 
 ■ S Site, 
 ■ H Home 
 ■ A Away 
 N Neutral

Average RPI Win:	262	WON-LOST	WINNING	LAST 10	STRENGTH OF	OPP. STRENGTH	TEAM	ADJ.	CONF.	ADJ CONF.
Average RPI Loss:	172	RECORD	PCT. RANK	GAMES	SCHEDULE	OF SCHEDULE	RPI	RPI	RPI	RPI
DIV. I ONLY	15- 11	134	7-3	294	282	194	194	25	25	
DIV. I NON-CONF.	5- 4	140	0	241	216	170	170	27	27	
TOTALS	RPI 1-25	RPI 26-50	W-L RECORDS	RPI 51-100	RPI 101-150	RPI 150+				
15- 11	0- 0	0- 2	OVERALL	0- 1	1- 2	14- 6				
9- 3	0- 0	0- 0	HOME	0- 0	1- 0	8- 3				
6- 8	0- 0	0- 2	AWAY	0- 1	0- 2	6- 3				
0- 0	0- 0	0- 0	NEUTRAL	0- 0	0- 0	0- 0				
5- 4	0- 0	0- 2	NON-CONFERENCE	0- 1	0- 0	5- 1				
3- 1	0- 0	0- 0	HOME	0- 0	0- 0	3- 1				
2- 3	0- 0	0- 2	AWAY	0- 1	0- 0	2- 0				
0- 0	0- 0	0- 0	NEUTRAL	0- 0	0- 0	0- 0				
10- 7	0- 0	0- 0	CONFERENCE	0- 0	1- 2	9- 5				
6- 2	0- 0	0- 0	HOME	0- 0	1- 0	5- 2				
4- 5	0- 0	0- 0	AWAY	0- 0	0- 2	4- 3				
0- 0	0- 0	0- 0	NEUTRAL	0- 0	0- 0	0- 0				

RPI 1-25				RPI 26-50				RPI 51-100				RPI 101+				Team's RPI: 194	
RPI	S	Opponent	Score	RPI	S	Opponent	Score	RPI	S	Opponent	Score	RPI	S	Opponent	Score		
				38	A	Virginia Tech	65 87	70	A	Georgia	56 84	109	A	Campbell	44 48		
				49	A	Charlotte	49 74					142	A	Hampton	58 63		
												142	H	Hampton	70 59		
												183	H	Delaware	67 65		
												184	A	High Point	62 46		
												184	H	High Point	70 57		
												201	A	Radford	51 65		
												201	H	Radford	73 84		
												212	H	Furman	67 72		
												236	A	Appalachian St.	67 56		
												250	A	UNC Asheville	65 59		
												260	A	Longwood	70 80		
												260	H	Longwood	73 70		
												269	A	Winthrop	54 49		
												269	H	Winthrop	71 59		
												273	H	Wofford	67 53		
												305	A	Presbyterian	49 64		
												305	H	Presbyterian	53 56		
												327	H	USC Upstate	63 53		
												328	A	Mercer	65 62		
												339	H	Western Caro.	88 62		
												345	A	Charleston So.	79 52		
												345	H	Charleston So.	67 45		
LAST 10 Division I																	
				269	A	Winthrop	54 49					201	A	Radford	51 65		
				305	A	Presbyterian	49 64					345	H	Charleston So.	67 45		
				184	A	High Point	62 46					184	H	High Point	70 57		
				260	H	Longwood	73 70					201	H	Radford	73 84		
				142	H	Hampton	70 59					250	A	UNC Asheville	65 59		

Non-Div I Games:

Gardner-Webb

■ Loss, 
 ■ Non-Conf, 
 ■ S Site, 
 ■ Home 
 ■ A Away 
 N Neutral

## George Mason

Through Games Of Feb. 24, 2020

Average RPI Win: <b>224</b>	WON-LOST	WINNING	LAST 10	STRENGTH OF	OPP. STRENGTH	TEAM	ADJ.	CONF.	ADJ CONF.
Average RPI Loss: <b>132</b>	RECORD	PCT. RANK	GAMES	SCHEDULE	OF SCHEDULE	RPI	RPI	RPI	RPI
DIV. I ONLY	9- 18	274	2-8	152	146	232	232	12	12
DIV. I NON-CONF.	6- 7	182	0	158	247	182	182	11	11
TOTALS	RPI 1-25	RPI 26-50	W-L RECORDS	RPI 51-100	RPI 101-150	RPI 150+			
9- 18	0- 0	0- 2	OVERALL	0- 5	2- 5	7- 6			
4- 9	0- 0	0- 1	HOME	0- 3	2- 3	2- 2			
5- 8	0- 0	0- 0	AWAY	0- 2	0- 2	5- 4			
0- 1	0- 0	0- 1	NEUTRAL	0- 0	0- 0	0- 0			
6- 7	0- 0	0- 2	NON-CONFERENCE	0- 2	0- 0	6- 3			
2- 4	0- 0	0- 1	HOME	0- 1	0- 0	2- 2			
4- 2	0- 0	0- 0	AWAY	0- 1	0- 0	4- 1			
0- 1	0- 0	0- 1	NEUTRAL	0- 0	0- 0	0- 0			
3- 11	0- 0	0- 0	CONFERENCE	0- 3	2- 5	1- 3			
2- 5	0- 0	0- 0	HOME	0- 2	2- 3	0- 0			
1- 6	0- 0	0- 0	AWAY	0- 1	0- 2	1- 3			
0- 0	0- 0	0- 0	NEUTRAL	0- 0	0- 0	0- 0			

RPI S	Opponent	Score	RPI S	Opponent	Score	RPI S	Opponent	Score	RPI S	Opponent	Score	Team's RPI: 232
36	N Bradley	59 <b>61</b>	38	H Virginia Tech	58 <b>77</b>	52	A Dayton	55 <b>59</b>	102	H VCU	63 <b>82</b>	
						60	H Bucknell	51 <b>64</b>	114	H Richmond	70 <b>75</b>	
						78	A Coastal Caro.	59 <b>74</b>	131	H Davidson	69 <b>76</b>	
						84	H Fordham	54 <b>66</b>	134	A Duquesne	63 <b>84</b>	
						93	H Saint Louis	51 <b>64</b>	141	A George Washington	57 <b>62</b>	
									141	H George Washington	70 60	
									148	H Massachusetts	73 56	
									171	A La Salle	65 <b>77</b>	
									182	H American	73 55	
									183	A Delaware	44 <b>63</b>	
									203	A Penn St.	78 68	
									209	A Rhode Island	42 <b>47</b>	
									210	H UMKC	58 <b>64</b>	
									218	A SMU	59 58	
									225	A Saint Joseph's	54 49	
									249	H Howard	75 <b>86</b>	
									263	A Col. of Charleston	72 61	
									296	A St. Bonaventure	47 <b>62</b>	
									306	A Navy	67 58	
									332	H Detroit Mercy	75 62	
LAST 10 Division I												
225	A Saint Joseph's	54 49	209	A Rhode Island	42 <b>47</b>							
114	H Richmond	70 <b>75</b>	171	A La Salle	65 <b>77</b>							
141	A George Washington	57 <b>62</b>	102	H VCU	63 <b>82</b>							
93	H Saint Louis	51 <b>64</b>	134	A Duquesne	63 <b>84</b>							
148	H Massachusetts	73 56	84	H Fordham	54 <b>66</b>							

Non-Div I Games:

George Mason

■ Loss, 
■ Non-Conf, 
■ S Site, 
■ H Home 
■ A Away 
N Neutral



## George Washington

Through Games Of Feb. 24, 2020

Average RPI Win:	182	WON-LOST	WINNING	LAST 10	STRENGTH OF	OPP. STRENGTH	TEAM	ADJ.	CONF.	ADJ CONF.
Average RPI Loss:	112	RECORD	PCT. RANK	GAMES	SCHEDULE	OF SCHEDULE	RPI	RPI	RPI	RPI
DIV. I ONLY	12- 15	206	5-5	86	110	141	141	12	12	
DIV. I NON-CONF.	6- 7	182	0	79	79	124	124	11	11	
TOTALS	RPI 1-25	RPI 26-50	W-L RECORDS	RPI 51-100	RPI 101-150	RPI 150+				
12- 15	0- 2	0- 1	OVERALL	1- 5	4- 3	7- 4				
5- 7	0- 1	0- 1	HOME	0- 3	2- 1	3- 1				
7- 8	0- 1	0- 0	AWAY	1- 2	2- 2	4- 3				
0- 0	0- 0	0- 0	NEUTRAL	0- 0	0- 0	0- 0				
6- 7	0- 2	0- 1	NON-CONFERENCE	1- 1	0- 2	5- 1				
2- 4	0- 1	0- 1	HOME	0- 1	0- 1	2- 0				
4- 3	0- 1	0- 0	AWAY	1- 0	0- 1	3- 1				
0- 0	0- 0	0- 0	NEUTRAL	0- 0	0- 0	0- 0				
6- 8	0- 0	0- 0	CONFERENCE	0- 4	4- 1	2- 3				
3- 3	0- 0	0- 0	HOME	0- 2	2- 0	1- 1				
3- 5	0- 0	0- 0	AWAY	0- 2	2- 1	1- 2				
0- 0	0- 0	0- 0	NEUTRAL	0- 0	0- 0	0- 0				

RPI 1-25				RPI 26-50				RPI 51-100				RPI 101+ Team's RPI: 141			
RPI	S	Opponent	Score	RPI	S	Opponent	Score	RPI	S	Opponent	Score	RPI	S	Opponent	Score
3	A	Maryland	54 88	40	H	James Madison	50 69	52	A	Dayton	44 50	102	A	VCU	56 55
14	H	Princeton	50 75					52	H	Dayton	50 66	117	H	William & Mary	51 63
								71	A	Villanova	68 56	131	A	Davidson	55 62
								84	A	Fordham	47 53	133	A	Lehigh	53 59
								85	H	Minnesota	50 83	134	A	Duquesne	72 65
								93	H	Saint Louis	45 59	134	H	Duquesne	65 60
												148	H	Massachusetts	50 47
												171	H	La Salle	54 61
												182	A	American	53 66
												183	A	Delaware	63 49
												190	A	Quinnipiac	78 67
												192	A	Memphis	64 63
												225	A	Saint Joseph's	56 50
												232	A	George Mason	60 70
												232	H	George Mason	62 57
												241	H	Georgetown	52 49
												296	A	St. Bonaventure	55 59
												331	H	Coppin St.	54 35
LAST 10 Division I															
134	A	Duquesne	72 65	296	A	St. Bonaventure	55 59								
52	A	Dayton	44 50	93	H	Saint Louis	45 59								
232	H	George Mason	62 57	225	A	Saint Joseph's	56 50								
171	H	La Salle	54 61	148	H	Massachusetts	50 47								
102	A	VCU	56 55	52	H	Dayton	50 66								

Non-Div I Games:

George Washington

■ Loss, 
 ■ Non-Conf, 
 ■ S Site, 
 ■ H Home 
 ■ A Away 
 N Neutral

## Georgetown

Through Games Of Feb. 24, 2020

Average RPI Win: <b>266</b>	WON-LOST	WINNING	LAST 10	STRENGTH OF	OPP. STRENGTH	TEAM	ADJ.	CONF.	ADJ CONF.
Average RPI Loss: <b>82</b>	RECORD	PCT. RANK	GAMES	SCHEDULE	OF SCHEDULE	RPI	RPI	RPI	RPI
DIV. I ONLY	5- 22	322	1-9	79	77	241	241	6	6
DIV. I NON-CONF.	3- 8	268	0	145	180	217	217	6	6
TOTALS	RPI 1-25	RPI 26-50	W-L RECORDS	RPI 51-100	RPI 101-150	RPI 150+			
5- 22	0- 2	0- 4	OVERALL	0- 11	0- 4	5- 1			
1- 11	0- 1	0- 3	HOME	0- 5	0- 1	1- 1			
4- 10	0- 1	0- 1	AWAY	0- 5	0- 3	4- 0			
0- 1	0- 0	0- 0	NEUTRAL	0- 1	0- 0	0- 0			
3- 8	0- 0	0- 1	NON-CONFERENCE	0- 3	0- 4	3- 0			
0- 3	0- 0	0- 1	HOME	0- 1	0- 1	0- 0			
3- 4	0- 0	0- 0	AWAY	0- 1	0- 3	3- 0			
0- 1	0- 0	0- 0	NEUTRAL	0- 1	0- 0	0- 0			
2- 14	0- 2	0- 3	CONFERENCE	0- 8	0- 0	2- 1			
1- 8	0- 1	0- 2	HOME	0- 4	0- 0	1- 1			
1- 6	0- 1	0- 1	AWAY	0- 4	0- 0	1- 0			
0- 0	0- 0	0- 0	NEUTRAL	0- 0	0- 0	0- 0			

RPI 1-25				RPI 26-50				RPI 51-100				RPI 101+ Team's RPI: 241			
RPI	S	Opponent	Score	RPI	S	Opponent	Score	RPI	S	Opponent	Score	RPI	S	Opponent	Score
20	A	DePaul	66 92	37	A	Marquette	51 73	63	A	St. John's (NY)	54 71	114	H	Richmond	49 51
20	H	DePaul	69 87	37	H	Marquette	56 76	63	H	St. John's (NY)	68 74	125	A	Columbia	49 54
				40	H	James Madison	59 66	71	A	Villanova	53 74	131	A	Davidson	52 66
				42	H	Creighton	56 65	71	H	Villanova	40 48	141	A	George Washington	49 52
								73	N	Fresno St.	69 82	170	H	Providence	62 53
								77	A	Seton Hall	60 79	254	A	Xavier	63 50
								77	H	Seton Hall	47 61	254	H	Xavier	64 85
								84	A	Fordham	54 67	286	A	Pittsburgh	66 56
								89	A	Butler	42 60	293	A	LMU (CA)	64 53
								89	H	Butler	46 47	325	A	UMES	57 39
								91	H	Rider	64 65				
LAST 10 Division I															
				37	H	Marquette	56 76	63	H	St. John's (NY)	68 74				
				20	H	DePaul	69 87	77	H	Seton Hall	47 61				
				71	H	Villanova	40 48	20	A	DePaul	66 92				
				254	A	Xavier	63 50	37	A	Marquette	51 73				
				89	A	Butler	42 60	71	A	Villanova	53 74				

Non-Div I Games:

Georgetown

  Loss, 
  Non-Conf, 
S Site, 
  Home 
  Away 
N Neutral

Average RPI Win: <b>164</b>	WON-LOST	WINNING	LAST 10	STRENGTH OF	OPP. STRENGTH	TEAM	ADJ.	CONF.	ADJ CONF.
Average RPI Loss: <b>44</b>	RECORD	PCT. RANK	GAMES	SCHEDULE	OF SCHEDULE	RPI	RPI	RPI	RPI
DIV. I ONLY	15- 12	150	5-5	14	66	70	70	4	4
DIV. I NON-CONF.	9- 4	84	0	47	202	85	85	5	5
TOTALS	RPI 1-25	RPI 26-50	W-L RECORDS	RPI 51-100	RPI 101-150	RPI 150+			
15- 12	0- 7	3- 0	OVERALL	2- 3	2- 2	8- 0			
9- 8	0- 4	0- 0	HOME	1- 2	1- 2	7- 0			
4- 4	0- 3	2- 0	AWAY	0- 1	1- 0	1- 0			
2- 0	0- 0	1- 0	NEUTRAL	1- 0	0- 0	0- 0			
9- 4	0- 2	1- 0	NON-CONFERENCE	1- 2	0- 0	7- 0			
7- 3	0- 1	0- 0	HOME	0- 2	0- 0	7- 0			
0- 1	0- 1	0- 0	AWAY	0- 0	0- 0	0- 0			
2- 0	0- 0	1- 0	NEUTRAL	1- 0	0- 0	0- 0			
6- 8	0- 5	2- 0	CONFERENCE	1- 1	2- 2	1- 0			
2- 5	0- 3	0- 0	HOME	1- 0	1- 2	0- 0			
4- 3	0- 2	2- 0	AWAY	0- 1	1- 0	1- 0			
0- 0	0- 0	0- 0	NEUTRAL	0- 0	0- 0	0- 0			

RPI	S	Opponent	Score	RPI	S	Opponent	Score	RPI	S	Opponent	Score	RPI	S	Opponent	Score
2	H	South Carolina	53 <b>88</b>	31	A	LSU	73 56	55	A	Tennessee	56 <b>73</b>	110	H	Auburn	61 50
4	A	Baylor	38 <b>72</b>	35	A	Arkansas	64 55	65	H	Alabama	76 75	120	H	Vanderbilt	55 <b>63</b>
11	H	UCLA	50 <b>59</b>	38	N	Virginia Tech	77 72	67	H	Georgia Tech	40 <b>73</b>	128	A	Florida	49 43
13	A	Texas A&M	63 <b>64</b>					71	H	Villanova	58 <b>63</b>	145	H	Missouri	65 <b>73</b>
13	H	Texas A&M	47 <b>64</b>					89	N	Butler	69 36	153	H	N.C. A&T	72 54
15	A	Mississippi St.	53 <b>67</b>									194	H	Gardner-Webb	84 56
15	H	Mississippi St.	66 <b>73</b>									212	H	Furman	77 48
												216	H	Kennesaw St.	80 65
												245	H	East Carolina	67 50
												287	A	Ole Miss	58 51
												327	H	USC Upstate	67 53
												328	H	Mercer	76 60
LAST 10 Division I															
31	A	LSU	73 56	15	A	Mississippi St.	53 <b>67</b>								
13	H	Texas A&M	47 <b>64</b>	13	A	Texas A&M	63 <b>64</b>								
65	H	Alabama	76 75	2	H	South Carolina	53 <b>88</b>								
128	A	Florida	49 43	35	A	Arkansas	64 55								
145	H	Missouri	65 <b>73</b>	110	H	Auburn	61 50								

Non-Div I Games:

Georgia

■ Loss, 
■ Non-Conf, S Site, 
■ Home 
■ Away 
N Neutral

Average RPI Win:	297	WON-LOST	WINNING	LAST 10	STRENGTH OF	OPP. STRENGTH	TEAM	ADJ.	CONF.	ADJ CONF.
Average RPI Loss:	180	RECORD	PCT. RANK	GAMES	SCHEDULE	OF SCHEDULE	RPI	RPI	RPI	RPI
DIV. I ONLY	8- 18	285	4-6	272	302	313	313	21	21	
DIV. I NON-CONF.	3- 8	268	0	263	320	318	318	20	20	
TOTALS	RPI 1-25	RPI 26-50	W-L RECORDS	RPI 51-100	RPI 101-150	RPI 150+				
8- 18	0- 1	0- 1	OVERALL	0- 3	0- 1	8- 12				
5- 9	0- 1	0- 1	HOME	0- 1	0- 0	5- 6				
2- 9	0- 0	0- 0	AWAY	0- 2	0- 1	2- 6				
1- 0	0- 0	0- 0	NEUTRAL	0- 0	0- 0	1- 0				
3- 8	0- 1	0- 0	NON-CONFERENCE	0- 1	0- 1	3- 5				
2- 4	0- 1	0- 0	HOME	0- 0	0- 0	2- 3				
0- 4	0- 0	0- 0	AWAY	0- 1	0- 1	0- 2				
1- 0	0- 0	0- 0	NEUTRAL	0- 0	0- 0	1- 0				
5- 10	0- 0	0- 1	CONFERENCE	0- 2	0- 0	5- 7				
3- 5	0- 0	0- 1	HOME	0- 1	0- 0	3- 3				
2- 5	0- 0	0- 0	AWAY	0- 1	0- 0	2- 4				
0- 0	0- 0	0- 0	NEUTRAL	0- 0	0- 0	0- 0				

RPI 1-25				RPI 26-50				RPI 51-100				RPI 101+ Team's RPI: 313			
RPI	S	Opponent	Score	RPI	S	Opponent	Score	RPI	S	Opponent	Score	RPI	S	Opponent	Score
3	H	Maryland	41 114	47	H	Troy	57 71	67	A	Georgia Tech	28 69	132	A	UNC Greensboro	49 64
								78	A	Coastal Caro.	45 87	172	H	Toledo	48 74
								78	H	Coastal Caro.	50 66	196	A	Little Rock	46 66
												196	H	Little Rock	58 43
												208	A	Louisiana	61 53
												208	H	Louisiana	65 75
												212	A	Furman	55 62
												220	A	UTEP	68 71
												236	A	Appalachian St.	37 65
												236	H	Appalachian St.	59 64
												247	H	South Alabama	64 81
												248	H	Alabama A&M	52 67
												258	A	Arkansas St.	68 70
												258	H	Arkansas St.	67 56
												298	A	Ga. Southern	56 81
												303	H	FIU	63 70
												321	N	New Mexico St.	59 51
												340	H	SIUE	74 73
												349	H	South Carolina St.	77 52
												350	A	La.-Monroe	52 43
												350	H	La.-Monroe	68 52
LAST 10 Division I															
				78	H	Coastal Caro.	50 66	258	H	Arkansas St.	67 56				
				236	H	Appalachian St.	59 64	78	A	Coastal Caro.	45 87				
				350	A	La.-Monroe	52 43	236	A	Appalachian St.	37 65				
				208	A	Louisiana	61 53	298	A	Ga. Southern	56 81				
				196	H	Little Rock	58 43	47	H	Troy	57 71				

Non-Div I Games:

Georgia St.

■ Loss, 
 ■ Non-Conf, 
 ■ S Site, 
 ■ H Home 
 ■ A Away 
 N Neutral

Average RPI Win:	147	WON-LOST	WINNING	LAST 10	STRENGTH OF	OPP. STRENGTH	TEAM	ADJ.	CONF.	ADJ CONF.
Average RPI Loss:	65	RECORD	PCT. RANK	GAMES	SCHEDULE	OF SCHEDULE	RPI	RPI	RPI	RPI
DIV. I ONLY	18- 10	82	4-6	82	30	67	67	5	5	
DIV. I NON-CONF.	9- 2	37	0	186	56	59	59	4	4	
TOTALS	RPI 1-25	RPI 26-50	W-L RECORDS	RPI 51-100	RPI 101-150	RPI 150+				
18- 10	1- 3	3- 2	OVERALL	4- 1	3- 4	7- 0				
10- 4	0- 1	2- 0	HOME	0- 1	3- 2	5- 0				
6- 4	1- 1	1- 1	AWAY	2- 0	0- 2	2- 0				
2- 2	0- 1	0- 1	NEUTRAL	2- 0	0- 0	0- 0				
9- 2	0- 1	0- 1	NON-CONFERENCE	3- 0	1- 0	5- 0				
5- 0	0- 0	0- 0	HOME	0- 0	1- 0	4- 0				
2- 0	0- 0	0- 0	AWAY	1- 0	0- 0	1- 0				
2- 2	0- 1	0- 1	NEUTRAL	2- 0	0- 0	0- 0				
9- 8	1- 2	3- 1	CONFERENCE	1- 1	2- 4	2- 0				
5- 4	0- 1	2- 0	HOME	0- 1	2- 2	1- 0				
4- 4	1- 1	1- 1	AWAY	1- 0	0- 2	1- 0				
0- 0	0- 0	0- 0	NEUTRAL	0- 0	0- 0	0- 0				

RPI 1-25				RPI 26-50				RPI 51-100				Team's RPI: 67		RPI 101+			
RPI	S	Opponent	Score	RPI	S	Opponent	Score	RPI	S	Opponent	Score		RPI	S	Opponent	Score	
5	H	Louisville	47 58	26	A	Florida St.	67 52	66	N	Rice	54 52		101	A	Miami (FL)	49 54	
13	N	Texas A&M	48 60	26	H	Florida St.	65 62	70	A	Georgia	73 40		101	H	Miami (FL)	61 54	
23	A	NC State	65 61	38	A	Virginia Tech	61 64	77	N	Seton Hall	79 54		111	A	Wake Forest	60 65	
25	A	Duke	46 58	44	N	Rutgers	43 46	81	H	Boston College	48 55		111	H	Wake Forest	62 52	
				45	H	Virginia	61 51	98	A	Syracuse	82 64		113	H	North Carolina	60 67	
													116	H	Notre Dame	51 59	
													138	H	Wisconsin	60 41	
													191	H	Houston	69 38	
													216	A	Kennesaw St.	63 47	
													223	H	Clemson	49 47	
													286	A	Pittsburgh	77 48	
													291	H	ETSU	87 48	
													313	H	Georgia St.	69 28	
													344	H	Grambling	89 42	
LAST 10 Division I																	
				26	H	Florida St.	65 62	286	A	Pittsburgh	77 48						
				5	H	Louisville	47 58	116	H	Notre Dame	51 59						
				23	A	NC State	65 61	101	A	Miami (FL)	49 54						
				38	A	Virginia Tech	61 64	25	A	Duke	46 58						
				111	H	Wake Forest	62 52	113	H	North Carolina	60 67						

Non-Div I Games:

Georgia Tech

■ Loss, 
 ■ Non-Conf, 
 ■ S Site, 
 ■ H Home 
 ■ A Away 
 N Neutral

## Gonzaga

Through Games Of Feb. 24, 2020

Average RPI Win: <b>149</b>	WON-LOST	WINNING	LAST 10	STRENGTH OF	OPP. STRENGTH	TEAM	ADJ.	CONF.	ADJ CONF.
Average RPI Loss: <b>87</b>	RECORD	PCT. RANK	GAMES	SCHEDULE	OF SCHEDULE	RPI	RPI	RPI	RPI
DIV. I ONLY	27- 2	4	9-1	70	86	12	12	11	11
DIV. I NON-CONF.	11- 1	13	0	14	30	2	2	12	12
TOTALS	RPI 1-25	RPI 26-50	W-L RECORDS	RPI 51-100	RPI 101-150	RPI 150+			
27- 2	1- 1	2- 0	OVERALL	5- 0	7- 0	12- 1			
14- 0	1- 0	1- 0	HOME	1- 0	4- 0	7- 0			
10- 2	0- 1	0- 0	AWAY	2- 0	3- 0	5- 1			
3- 0	0- 0	1- 0	NEUTRAL	2- 0	0- 0	0- 0			
11- 1	1- 1	2- 0	NON-CONFERENCE	3- 0	2- 0	3- 0			
5- 0	1- 0	1- 0	HOME	0- 0	1- 0	2- 0			
3- 1	0- 1	0- 0	AWAY	1- 0	1- 0	1- 0			
3- 0	0- 0	1- 0	NEUTRAL	2- 0	0- 0	0- 0			
16- 1	0- 0	0- 0	CONFERENCE	2- 0	5- 0	9- 1			
9- 0	0- 0	0- 0	HOME	1- 0	3- 0	5- 0			
7- 1	0- 0	0- 0	AWAY	1- 0	2- 0	4- 1			
0- 0	0- 0	0- 0	NEUTRAL	0- 0	0- 0	0- 0			

RPI 1-25				RPI 26-50				RPI 51-100				RPI 101+			
RPI	S	Opponent	Score	RPI	S	Opponent	Score	RPI	S	Opponent	Score	RPI	S	Opponent	Score
8	A	Stanford	70 76	41	N	Purdue	63 50	52	N	Dayton	76 65	108	A	Washington St.	76 53
10	H	Missouri St.	64 52	50	H	UT Martin	78 55	58	N	Middle Tenn.	62 50	112	A	San Diego	57 42
								79	A	BYU	55 43	112	H	San Diego	57 46
								79	H	BYU	59 44	115	A	Pacific	83 65
								82	A	Montana St.	70 55	115	H	Pacific	68 67
												139	H	Portland	62 57
												143	H	Texas Southern	80 45
												166	A	Saint Mary's (CA)	60 70
												166	H	Saint Mary's (CA)	74 49
												181	A	Wyoming	65 54
												195	A	Pepperdine	64 50
												195	H	Pepperdine	70 36
												204	A	Santa Clara	67 52
												204	H	Santa Clara	53 46
												231	H	CSU Bakersfield	92 48
												233	A	San Francisco	69 46
												233	H	San Francisco	56 38
												293	A	LMU (CA)	75 47
												293	H	LMU (CA)	78 52
												300	H	Eastern Wash.	84 44
LAST 10 Division I															
195	A	Pepperdine	64 50	115	A	Pacific	83 65								
293	A	LMU (CA)	75 47	79	H	BYU	59 44								
204	H	Santa Clara	53 46	112	H	San Diego	57 46								
233	H	San Francisco	56 38	293	H	LMU (CA)	78 52								
166	A	Saint Mary's (CA)	60 70	195	H	Pepperdine	70 36								

Non-Div I Games:

Gonzaga

■ Loss, 
 ■ Non-Conf, S Site, 
 ■ Home 
 ■ Away 
 N Neutral

## Grambling

Through Games Of Feb. 24, 2020

Average RPI Win:	291	WON-LOST	WINNING	LAST 10	STRENGTH OF	OPP. STRENGTH	TEAM	ADJ.	CONF.	ADJ CONF.
Average RPI Loss:	208	RECORD	PCT. RANK	GAMES	SCHEDULE	OF SCHEDULE	RPI	RPI	RPI	RPI
DIV. I ONLY	2- 22	345	1-9	254	343	344	344	32	32	
DIV. I NON-CONF.	0- 10	338	0	92	205	314	314	31	31	
TOTALS	RPI 1-25	RPI 26-50	W-L RECORDS	RPI 51-100	RPI 101-150	RPI 150+				
2- 22	0- 2	0- 0	OVERALL	0- 1	0- 4	2- 15				
2- 7	0- 0	0- 0	HOME	0- 0	0- 3	2- 4				
0- 14	0- 2	0- 0	AWAY	0- 1	0- 1	0- 10				
0- 1	0- 0	0- 0	NEUTRAL	0- 0	0- 0	0- 1				
0- 10	0- 2	0- 0	NON-CONFERENCE	0- 1	0- 2	0- 5				
0- 2	0- 0	0- 0	HOME	0- 0	0- 2	0- 0				
0- 7	0- 2	0- 0	AWAY	0- 1	0- 0	0- 4				
0- 1	0- 0	0- 0	NEUTRAL	0- 0	0- 0	0- 1				
2- 12	0- 0	0- 0	CONFERENCE	0- 0	0- 2	2- 10				
2- 5	0- 0	0- 0	HOME	0- 0	0- 1	2- 4				
0- 7	0- 0	0- 0	AWAY	0- 0	0- 1	0- 6				
0- 0	0- 0	0- 0	NEUTRAL	0- 0	0- 0	0- 0				

RPI	S	Opponent	Score	RPI	S	Opponent	Score	RPI	S	Opponent	Score	RPI	S	Opponent	Score	Team's RPI: 344
4	A	Baylor	46 120					67	A	Georgia Tech	42 89	105	H	UT Arlington	54 88	
22	A	Kentucky	35 81									128	H	Florida	65 72	
												143	A	Texas Southern	62 85	
												143	H	Texas Southern	85 89	
												152	A	Jackson St.	46 61	
												152	H	Jackson St.	59 82	
												160	A	Wichita St.	65 77	
												167	N	Binghamton	67 88	
												244	A	Southern U.	57 81	
												244	H	Southern U.	51 70	
												248	H	Alabama A&M	69 59	
												265	A	Louisiana Tech	66 70	
												292	A	Prairie View	58 65	
												292	H	Prairie View	54 67	
												303	A	FIU	55 56	
												329	H	Alabama St.	59 73	
												333	A	Alcorn	54 80	
												333	H	Alcorn	70 59	
												335	A	Ark.-Pine Bluff	79 84	
												338	A	Northwestern St.	61 65	
												351	A	Mississippi Val.	57 68	
LAST 10 Division I																
152	H	Jackson St.	59 82	351	A	Mississippi Val.	57 68									
143	A	Texas Southern	62 85	335	A	Ark.-Pine Bluff	79 84									
292	A	Prairie View	58 65	152	A	Jackson St.	46 61									
333	H	Alcorn	70 59	143	H	Texas Southern	85 89									
244	H	Southern U.	51 70	292	H	Prairie View	54 67									

Non-Div I Games: Centenary (LA) 106 42

Grambling

Loss, Non-Conf, S Site, H Home A Away N Neutral

## Grand Canyon

Through Games Of Feb. 24, 2020

Average RPI Win:	283	WON-LOST	WINNING	LAST 10	STRENGTH OF	OPP. STRENGTH	TEAM	ADJ.	CONF.	ADJ CONF.
Average RPI Loss:	207	RECORD	PCT. RANK	GAMES	SCHEDULE	OF SCHEDULE	RPI	RPI	RPI	RPI
DIV. I ONLY	13- 9	130	8-2	311	338	227	227	31	31	
DIV. I NON-CONF.	3- 6	235	0	187	288	277	277	32	32	
TOTALS	RPI 1-25	RPI 26-50	W-L RECORDS	RPI 51-100	RPI 101-150	RPI 150+				
13- 9	0- 0	0- 0	OVERALL	0- 0	0- 2	13- 7				
8- 5	0- 0	0- 0	HOME	0- 0	0- 0	8- 5				
5- 4	0- 0	0- 0	AWAY	0- 0	0- 2	5- 2				
0- 0	0- 0	0- 0	NEUTRAL	0- 0	0- 0	0- 0				
3- 6	0- 0	0- 0	NON-CONFERENCE	0- 0	0- 2	3- 4				
3- 2	0- 0	0- 0	HOME	0- 0	0- 0	3- 2				
0- 4	0- 0	0- 0	AWAY	0- 0	0- 2	0- 2				
0- 0	0- 0	0- 0	NEUTRAL	0- 0	0- 0	0- 0				
10- 3	0- 0	0- 0	CONFERENCE	0- 0	0- 0	10- 3				
5- 3	0- 0	0- 0	HOME	0- 0	0- 0	5- 3				
5- 0	0- 0	0- 0	AWAY	0- 0	0- 0	5- 0				
0- 0	0- 0	0- 0	NEUTRAL	0- 0	0- 0	0- 0				

RPI 1-25			RPI 26-50			RPI 51-100			RPI 101+			Team's RPI: 227
RPI	S	Opponent	Score	RPI	S	Opponent	Score	RPI	S	Opponent	Score	
								137	A	California	53	72
								139	A	Portland	41	73
								165	A	Montana	67	72
								178	H	Southern Utah	69	65
								206	H	UNLV	53	51
								210	A	UMKC	62	56
								210	H	UMKC	53	74
								215	A	Portland St.	46	69
								230	H	Cal St. Fullerton	70	80
								231	H	CSU Bakersfield	54	59
								234	H	North Dakota	76	78
								255	H	UC Santa Barbara	58	57
								295	A	California Baptist	62	58
								295	H	California Baptist	72	66
								302	A	Utah Valley	66	59
								302	H	Utah Valley	54	64
								304	A	Seattle U	56	48
								304	H	Seattle U	63	60
								315	H	UTRGV	62	60
								321	H	New Mexico St.	60	49
								347	A	Chicago St.	68	57
								347	H	Chicago St.	69	49
LAST 10 Division I												
								302	H	Utah Valley	54	64
								304	H	Seattle U	63	60
								347	A	Chicago St.	68	57
								210	A	UMKC	62	56
								295	H	California Baptist	72	66
								321	H	New Mexico St.	60	49
								315	H	UTRGV	62	60
								302	A	Utah Valley	66	59
								304	A	Seattle U	56	48
								210	H	UMKC	53	74

Non-Div I Games: Benedictine Mesa 72 53 Whittier 77 41

Grand Canyon

■ Loss, 
 ■ Non-Conf, 
 ■ S Site, 
 ■ Home 
 ■ A Away 
 N Neutral



Average RPI Win: 225		WON-LOST	WINNING	LAST 10	STRENGTH OF	OPP. STRENGTH	TEAM	ADJ.	CONF.	ADJ CONF.
Average RPI Loss: 113		RECORD	PCT. RANK	GAMES	SCHEDULE	OF SCHEDULE	RPI	RPI	RPI	RPI
DIV. I ONLY		16- 12	140	8-2	140	186	130	130	22	22
DIV. I NON-CONF.		5- 7	205	0	28	38	105	105	19	19
TOTALS	RPI 1-25	RPI 26-50		W-L RECORDS	RPI 51-100		RPI 101-150		RPI 150+	
16- 12	1- 2	0- 2		OVERALL	2- 3		1- 0		12- 5	
6- 6	0- 1	0- 2		HOME	0- 2		1- 0		5- 1	
8- 5	1- 0	0- 0		AWAY	1- 1		0- 0		6- 4	
2- 1	0- 1	0- 0		NEUTRAL	1- 0		0- 0		1- 0	
5- 7	1- 2	0- 2		NON-CONFERENCE	1- 2		1- 0		2- 1	
1- 4	0- 1	0- 2		HOME	0- 1		1- 0		0- 0	
2- 2	1- 0	0- 0		AWAY	0- 1		0- 0		1- 1	
2- 1	0- 1	0- 0		NEUTRAL	1- 0		0- 0		1- 0	
11- 5	0- 0	0- 0		CONFERENCE	1- 1		0- 0		10- 4	
5- 2	0- 0	0- 0		HOME	0- 1		0- 0		5- 1	
6- 3	0- 0	0- 0		AWAY	1- 0		0- 0		5- 3	
0- 0	0- 0	0- 0		NEUTRAL	0- 0		0- 0		0- 0	

RPI 1-25				RPI 26-50				RPI 51-100				RPI 101+ Team's RPI: 130			
RPI	S	Opponent	Score	RPI	S	Opponent	Score	RPI	S	Opponent	Score	RPI	S	Opponent	Score
15	N	Mississippi St.	58 83	34	H	South Dakota	60 66	61	A	Marist	60 72	145	H	Missouri	72 64
18	A	Central Mich.	111 105	37	H	Marquette	47 60	64	A	IUPUI	61 58	155	A	Wright St.	68 59
20	H	DePaul	65 76					64	H	IUPUI	42 54	155	H	Wright St.	58 70
								80	H	South Dakota St.	55 60	186	A	Northern Ky.	43 63
								98	N	Syracuse	79 73	186	H	Northern Ky.	65 44
												187	A	Maine	60 61
												202	A	Cleveland St.	74 54
												238	A	Milwaukee	60 65
												238	H	Milwaukee	61 48
												251	A	Youngstown St.	70 63
												261	N	Bowling Green	73 54
												277	A	Oakland	88 93
												277	H	Oakland	76 51
												332	A	Detroit Mercy	65 48
												332	H	Detroit Mercy	72 45
												343	A	UIC	75 49
												343	H	UIC	73 36
												347	A	Chicago St.	102 46
LAST 10 Division I															
64	A	IUPUI	61 58	186	A	Northern Ky.	43 63								
343	A	UIC	75 49	155	A	Wright St.	68 59								
277	H	Oakland	76 51	202	A	Cleveland St.	74 54								
332	H	Detroit Mercy	72 45	251	A	Youngstown St.	70 63								
238	A	Milwaukee	60 65	343	H	UIC	73 36								

Non-Div I Games:

Green Bay

Loss, Non-Conf, S Site, H Home A Away N Neutral

Average RPI Win:	238	WON-LOST	WINNING	LAST 10	STRENGTH OF	OPP. STRENGTH	TEAM	ADJ.	CONF.	ADJ CONF.
Average RPI Loss:	166	RECORD	PCT. RANK	GAMES	SCHEDULE	OF SCHEDULE	RPI	RPI	RPI	RPI
DIV. I ONLY	16- 10	94	7-3	185	288	142	142	25	25	
DIV. I NON-CONF.	4- 5	195	0	59	151	116	116	27	27	
TOTALS	RPI 1-25	RPI 26-50	W-L RECORDS	RPI 51-100	RPI 101-150	RPI 150+				
16- 10	0- 0	0- 1	OVERALL	1- 0	2- 2	13- 7				
7- 5	0- 0	0- 0	HOME	0- 0	0- 2	7- 3				
7- 5	0- 0	0- 1	AWAY	1- 0	0- 0	6- 4				
2- 0	0- 0	0- 0	NEUTRAL	0- 0	2- 0	0- 0				
4- 5	0- 0	0- 1	NON-CONFERENCE	1- 0	2- 1	1- 3				
0- 3	0- 0	0- 0	HOME	0- 0	0- 1	0- 2				
2- 2	0- 0	0- 1	AWAY	1- 0	0- 0	1- 1				
2- 0	0- 0	0- 0	NEUTRAL	0- 0	2- 0	0- 0				
12- 5	0- 0	0- 0	CONFERENCE	0- 0	0- 1	12- 4				
7- 2	0- 0	0- 0	HOME	0- 0	0- 1	7- 1				
5- 3	0- 0	0- 0	AWAY	0- 0	0- 0	5- 3				
0- 0	0- 0	0- 0	NEUTRAL	0- 0	0- 0	0- 0				

RPI S	Opponent	Score	RPI S	Opponent	Score	RPI S	Opponent	Score	RPI S	Opponent	Score	Team's RPI: 142
27	A Old Dominion	38 75	65	A Alabama	64 61	104	H Liberty	59 83	109	H Campbell	31 68	
						114	N Richmond	69 65	140	N Mt. St. Mary's	68 60	
						175	H Norfolk St.	56 77	184	A High Point	59 74	
						184	H High Point	77 81	194	A Gardner-Webb	59 70	
						194	H Gardner-Webb	63 58	196	A Chattanooga	84 55	
						200	H Fla. Atlantic	63 64	201	H Radford	51 48	
						212	A Furman	65 70	250	A UNC Asheville	76 66	
						250	H UNC Asheville	68 59	260	A Longwood	90 76	
						260	H Longwood	73 55	269	A Winthrop	66 72	
						269	H Winthrop	62 48	305	A Presbyterian	71 42	
						305	H Presbyterian	67 53	305	H Presbyterian	67 53	
						327	A USC Upstate	86 73	327	H USC Upstate	60 40	
						327	H USC Upstate	60 40	345	A Charleston So.	64 59	
						345	A Charleston So.	64 59				
LAST 10 Division I												
305	H Presbyterian	67 53	184	A High Point	59 74	250	A UNC Asheville	76 66	260	H Longwood	73 55	
327	A USC Upstate	86 73	260	H Longwood	73 55	184	H High Point	77 81				
260	A Longwood	90 76	345	A Charleston So.	64 59							
269	H Winthrop	62 48										
194	A Gardner-Webb	59 70										

Non-Div I Games:

Hampton

■ Loss, 
 ■ Non-Conf, 
 ■ S Site, 
 ■ H Home 
 ■ A Away 
 N Neutral

Average RPI Win:	0	WON-LOST	WINNING	LAST 10	STRENGTH OF	OPP. STRENGTH	TEAM	ADJ.	CONF.	ADJ CONF.
Average RPI Loss:	207	RECORD	PCT. RANK	GAMES	SCHEDULE	OF SCHEDULE	RPI	RPI	RPI	RPI
DIV. I ONLY	0- 28	351	0-10	268	275	346	346	27	27	
DIV. I NON-CONF.	0- 13	338	0	228	194	339	339	28	28	
TOTALS	RPI 1-25	RPI 26-50	W-L RECORDS	RPI 51-100	RPI 101-150	RPI 150+				
0- 28	0- 1	0- 0	OVERALL	0- 4	0- 3	0- 20				
0- 13	0- 0	0- 0	HOME	0- 0	0- 0	0- 13				
0- 15	0- 1	0- 0	AWAY	0- 4	0- 3	0- 7				
0- 0	0- 0	0- 0	NEUTRAL	0- 0	0- 0	0- 0				
0- 13	0- 1	0- 0	NON-CONFERENCE	0- 3	0- 3	0- 6				
0- 6	0- 0	0- 0	HOME	0- 0	0- 0	0- 6				
0- 7	0- 1	0- 0	AWAY	0- 3	0- 3	0- 0				
0- 0	0- 0	0- 0	NEUTRAL	0- 0	0- 0	0- 0				
0- 15	0- 0	0- 0	CONFERENCE	0- 1	0- 0	0- 14				
0- 7	0- 0	0- 0	HOME	0- 0	0- 0	0- 7				
0- 8	0- 0	0- 0	AWAY	0- 1	0- 0	0- 7				
0- 0	0- 0	0- 0	NEUTRAL	0- 0	0- 0	0- 0				

RPI	S	Opponent	Score	RPI	S	Opponent	Score	RPI	S	Opponent	Score	RPI	S	Opponent	Score	Team's RPI: 346
14	A	Princeton	42 73					53	A	Penn	46 74	117	A	William & Mary	44 61	
								59	A	Stony Brook	55 66	127	A	Northeastern	47 60	
								92	A	Michigan St.	34 79	148	A	Massachusetts	48 74	
								97	A	Harvard	44 53	167	A	Binghamton	44 80	
												167	H	Binghamton	65 78	
												170	H	Providence	57 75	
												187	A	Maine	73 87	
												187	H	Maine	52 69	
												190	H	Quinnipiac	50 87	
												209	H	Rhode Island	56 68	
												237	A	UMass Lowell	56 64	
												237	H	UMass Lowell	63 68	
												268	A	New Hampshire	71 72	
												268	H	New Hampshire	55 64	
												288	A	UMBC	54 61	
												288	H	UMBC	47 56	
												297	A	Vermont	51 62	
												297	H	Vermont	53 63	
												318	H	Hofstra	41 43	
												319	A	Albany (NY)	40 63	
												319	H	Albany (NY)	63 68	
												326	H	NJIT	52 61	
												348	H	Central Conn. St.	54 61	
LAST 10 Division I																
				167	H	Binghamton	65 78			288	H	UMBC	47 56			
				268	H	New Hampshire	55 64			187	H	Maine	52 69			
				237	A	UMass Lowell	56 64			167	A	Binghamton	44 80			
				319	A	Albany (NY)	40 63			319	H	Albany (NY)	63 68			
				297	A	Vermont	51 62			288	A	UMBC	54 61			

Non-Div I Games:

Hartford

■ Loss, 
 ■ Non-Conf, 
 ■ S Site, 
 ■ Home 
 ■ A Away 
 N Neutral

Average RPI Win:	183	WON-LOST	WINNING	LAST 10	STRENGTH OF	OPP. STRENGTH	TEAM	ADJ.	CONF.	ADJ CONF.
Average RPI Loss:	104	RECORD	PCT. RANK	GAMES	SCHEDULE	OF SCHEDULE	RPI	RPI	RPI	RPI
DIV. I ONLY	14- 9	102	5-5	126	92	97	97	7	7	
DIV. I NON-CONF.	9- 4	84	0	291	91	132	132	8	8	
TOTALS	RPI 1-25	RPI 26-50	W-L RECORDS	RPI 51-100	RPI 101-150	RPI 150+				
14- 9	0- 2	0- 1	OVERALL	2- 1	2- 2	10- 3				
8- 2	0- 1	0- 0	HOME	2- 0	1- 1	5- 0				
6- 6	0- 1	0- 1	AWAY	0- 1	1- 1	5- 2				
0- 1	0- 0	0- 0	NEUTRAL	0- 0	0- 0	0- 1				
9- 4	0- 0	0- 1	NON-CONFERENCE	0- 0	2- 1	7- 2				
4- 1	0- 0	0- 0	HOME	0- 0	1- 1	3- 0				
5- 2	0- 0	0- 1	AWAY	0- 0	1- 0	4- 1				
0- 1	0- 0	0- 0	NEUTRAL	0- 0	0- 0	0- 1				
5- 5	0- 2	0- 0	CONFERENCE	2- 1	0- 1	3- 1				
4- 1	0- 1	0- 0	HOME	2- 0	0- 0	2- 0				
1- 4	0- 1	0- 0	AWAY	0- 1	0- 1	1- 1				
0- 0	0- 0	0- 0	NEUTRAL	0- 0	0- 0	0- 0				

RPI 1-25				RPI 26-50				RPI 51-100				Team's RPI: 97	RPI 101+			
RPI	S	Opponent	Score	RPI	S	Opponent	Score	RPI	S	Opponent	Score		RPI	S	Opponent	Score
14	A	Princeton	45 66	44	A	Rutgers	46 74	53	A	Penn	48 70		125	A	Columbia	64 89
14	H	Princeton	46 60					53	H	Penn	58 51		127	H	Northeastern	44 46
								68	H	Yale	66 57		136	A	Boston U.	66 39
													137	H	California	56 53
													164	A	Dartmouth	62 63
													164	H	Dartmouth	64 49
													171	A	La Salle	69 75
													180	A	Northern Ill.	59 53
													187	A	Maine	69 40
													188	A	Cornell	73 58
													190	A	Quinnipiac	77 68
													200	A	Fla. Atlantic	65 51
													209	H	Rhode Island	61 58
													219	H	Brown	68 53
													225	N	Saint Joseph's	39 63
													278	H	Siena	68 51
													346	H	Hartford	53 44
LAST 10 Division I																
53	A	Penn	48 70	68	H	Yale	66 57									
14	A	Princeton	45 66	14	H	Princeton	46 60									
125	A	Columbia	64 89	53	H	Penn	58 51									
188	A	Cornell	73 58	164	H	Dartmouth	64 49									
219	H	Brown	68 53	164	A	Dartmouth	62 63									

Non-Div I Games:

Harvard

Average RPI Win: <b>245</b>	WON-LOST	WINNING	LAST 10	STRENGTH OF	OPP. STRENGTH	TEAM	ADJ.	CONF.	ADJ CONF.
Average RPI Loss: <b>164</b>	RECORD	PCT. RANK	GAMES	SCHEDULE	OF SCHEDULE	RPI	RPI	RPI	RPI
DIV. I ONLY	<b>13- 11</b>	<b>156</b>	<b>8-2</b>	<b>235</b>	<b>226</b>	<b>199</b>	<b>199</b>	<b>28</b>	<b>28</b>
DIV. I NON-CONF.	<b>5- 7</b>	<b>205</b>	<b>0</b>	<b>136</b>	<b>84</b>	<b>189</b>	<b>189</b>	<b>26</b>	<b>26</b>
TOTALS	RPI 1-25	RPI 26-50	W-L RECORDS	RPI 51-100	RPI 101-150	RPI 150+			
13- 11	0- 2	0- 0	OVERALL	1- 1	1- 2	11- 6			
8- 5	0- 1	0- 0	HOME	1- 1	0- 1	7- 2			
5- 6	0- 1	0- 0	AWAY	0- 0	1- 1	4- 4			
0- 0	0- 0	0- 0	NEUTRAL	0- 0	0- 0	0- 0			
5- 7	0- 2	0- 0	NON-CONFERENCE	1- 1	1- 2	3- 2			
3- 4	0- 1	0- 0	HOME	1- 1	0- 1	2- 1			
2- 3	0- 1	0- 0	AWAY	0- 0	1- 1	1- 1			
0- 0	0- 0	0- 0	NEUTRAL	0- 0	0- 0	0- 0			
8- 4	0- 0	0- 0	CONFERENCE	0- 0	0- 0	8- 4			
5- 1	0- 0	0- 0	HOME	0- 0	0- 0	5- 1			
3- 3	0- 0	0- 0	AWAY	0- 0	0- 0	3- 3			
0- 0	0- 0	0- 0	NEUTRAL	0- 0	0- 0	0- 0			

RPI 1-25				RPI 26-50				RPI 51-100				RPI 101+ Team's RPI: 199			
RPI	S	Opponent	Score	RPI	S	Opponent	Score	RPI	S	Opponent	Score	RPI	S	Opponent	Score
17	A	Oregon St.	32 <b>64</b>					53	H	Penn	55 <b>70</b>	123	A	Idaho	52 <b>67</b>
23	H	NC State	59 <b>68</b>					54	H	Texas	73 60	126	A	Washington	62 50
												143	H	Texas Southern	57 <b>74</b>
												161	A	UC Davis	49 <b>62</b>
												161	H	UC Davis	48 <b>65</b>
												195	A	Pepperdine	52 51
												230	H	Cal St. Fullerton	79 72
												235	H	San Diego St.	61 58
												255	A	UC Santa Barbara	63 51
												259	H	North Texas	60 <b>66</b>
												283	A	CSUN	54 <b>58</b>
												283	H	CSUN	70 66
												289	A	Long Beach St.	55 <b>62</b>
												289	H	Long Beach St.	68 44
												290	H	UC Irvine	94 70
												293	A	LMU (CA)	51 <b>65</b>
												301	A	UC Riverside	65 59
												301	H	UC Riverside	80 57
												312	H	UTSA	62 50
												314	A	Cal Poly	59 46
LAST 10 Division I															
161	H	UC Davis	48 <b>65</b>	290	H	UC Irvine	94 70								
283	H	CSUN	70 66	301	A	UC Riverside	65 59								
255	A	UC Santa Barbara	63 51	289	A	Long Beach St.	55 <b>62</b>								
314	A	Cal Poly	59 46	230	H	Cal St. Fullerton	79 72								
289	H	Long Beach St.	68 44	301	H	UC Riverside	80 57								

Non-Div I Games: Hope Int'l 86 49

Hawaii

■ Loss, 
 ■ Non-Conf, 
 ■ S Site, 
 ■ Home 
 ■ Away 
 N Neutral

Average RPI Win:	260	WON-LOST	WINNING	LAST 10	STRENGTH OF	OPP. STRENGTH	TEAM	ADJ.	CONF.	ADJ CONF.
Average RPI Loss:	163	RECORD	PCT. RANK	GAMES	SCHEDULE	OF SCHEDULE	RPI	RPI	RPI	RPI
DIV. I ONLY	12- 13	189	7-3	179	310	184	184	25	25	
DIV. I NON-CONF.	2- 7	288	0	156	236	266	266	27	27	
TOTALS	RPI 1-25	RPI 26-50	W-L RECORDS	RPI 51-100	RPI 101-150	RPI 150+				
12- 13	0- 1	0- 0	OVERALL	0- 1	2- 4	10- 7				
6- 4	0- 0	0- 0	HOME	0- 0	1- 2	5- 2				
6- 9	0- 1	0- 0	AWAY	0- 1	1- 2	5- 5				
0- 0	0- 0	0- 0	NEUTRAL	0- 0	0- 0	0- 0				
2- 7	0- 1	0- 0	NON-CONFERENCE	0- 1	0- 2	2- 3				
1- 2	0- 0	0- 0	HOME	0- 0	0- 1	1- 1				
1- 5	0- 1	0- 0	AWAY	0- 1	0- 1	1- 2				
0- 0	0- 0	0- 0	NEUTRAL	0- 0	0- 0	0- 0				
10- 6	0- 0	0- 0	CONFERENCE	0- 0	2- 2	8- 4				
5- 2	0- 0	0- 0	HOME	0- 0	1- 1	4- 1				
5- 4	0- 0	0- 0	AWAY	0- 0	1- 1	4- 3				
0- 0	0- 0	0- 0	NEUTRAL	0- 0	0- 0	0- 0				

RPI 1-25				RPI 26-50				RPI 51-100				RPI 101+ Team's RPI: 184			
RPI	S	Opponent	Score	RPI	S	Opponent	Score	RPI	S	Opponent	Score	RPI	S	Opponent	Score
25	A	Duke	57 93					89	A	Butler	52 74	109	A	Campbell	36 73
												109	H	Campbell	66 68
												131	H	Davidson	63 73
												132	A	UNC Greensboro	70 82
												142	A	Hampton	81 77
												142	H	Hampton	74 59
												175	A	Norfolk St.	58 72
												182	A	American	48 56
												194	A	Gardner-Webb	57 70
												194	H	Gardner-Webb	46 62
												201	A	Radford	64 63
												201	H	Radford	68 58
												250	A	UNC Asheville	60 76
												260	A	Longwood	76 69
												263	H	Col. of Charleston	70 79
												269	A	Winthrop	63 69
												269	H	Winthrop	94 61
												291	H	ETSU	80 62
												305	H	Presbyterian	60 55
												307	A	N.C. Central	78 58
												327	A	USC Upstate	81 45
												327	H	USC Upstate	85 46
												345	A	Charleston So.	84 70
LAST 10 Division I															
201	A	Radford	64 63	269	H	Winthrop	94 61								
194	H	Gardner-Webb	46 62	194	A	Gardner-Webb	57 70								
109	H	Campbell	66 68	142	A	Hampton	81 77								
327	A	USC Upstate	81 45	305	H	Presbyterian	60 55								
142	H	Hampton	74 59	260	A	Longwood	76 69								

Non-Div I Games:

High Point

■ Loss, 
 ■ Non-Conf, 
 ■ S Site, 
 ■ H Home 
 ■ A Away 
 N Neutral

# Hofstra

Through Games Of Feb. 24, 2020

Average RPI Win: <b>232</b>	WON-LOST	WINNING	LAST 10	STRENGTH OF	OPP. STRENGTH	TEAM	ADJ.	CONF.	ADJ CONF.
Average RPI Loss: <b>169</b>	RECORD	PCT. RANK	GAMES	SCHEDULE	OF SCHEDULE	RPI	RPI	RPI	RPI
DIV. I ONLY	3- 23	336	0-10	143	268	318	318	14	14
DIV. I NON-CONF.	3- 8	268	0	216	350	306	306	13	13
TOTALS	RPI 1-25	RPI 26-50	W-L RECORDS	RPI 51-100	RPI 101-150	RPI 150+			
3- 23	0- 0	0- 4	OVERALL	0- 1	1- 3	2- 15			
2- 11	0- 0	0- 2	HOME	0- 1	1- 1	1- 7			
1- 10	0- 0	0- 2	AWAY	0- 0	0- 2	1- 6			
0- 2	0- 0	0- 0	NEUTRAL	0- 0	0- 0	0- 2			
3- 8	0- 0	0- 0	NON-CONFERENCE	0- 1	1- 0	2- 7			
2- 3	0- 0	0- 0	HOME	0- 1	1- 0	1- 2			
1- 3	0- 0	0- 0	AWAY	0- 0	0- 0	1- 3			
0- 2	0- 0	0- 0	NEUTRAL	0- 0	0- 0	0- 2			
0- 15	0- 0	0- 4	CONFERENCE	0- 0	0- 3	0- 8			
0- 8	0- 0	0- 2	HOME	0- 0	0- 1	0- 5			
0- 7	0- 0	0- 2	AWAY	0- 0	0- 2	0- 3			
0- 0	0- 0	0- 0	NEUTRAL	0- 0	0- 0	0- 0			

RPI S	Opponent	Score	RPI S	Opponent	Score	RPI S	Opponent	Score	RPI S	Opponent	Score	Team's RPI: 318
40	A James Madison	50 <b>92</b>	40	H James Madison	52 <b>89</b>	59	H Stony Brook	38 <b>81</b>	109	H Campbell	58 55	
43	A Drexel	54 <b>74</b>	43	H Drexel	32 <b>45</b>				117	A William & Mary	42 <b>71</b>	
									117	H William & Mary	53 <b>66</b>	
									127	A Northeastern	51 <b>74</b>	
									173	N Samford	45 <b>65</b>	
									176	A Towson	71 <b>84</b>	
									176	H Towson	54 <b>71</b>	
									177	A Elon	50 <b>67</b>	
									177	H Elon	56 <b>69</b>	
									183	A Delaware	59 <b>80</b>	
									183	H Delaware	67 <b>77</b>	
									191	N Houston	44 <b>54</b>	
									202	H Cleveland St.	51 <b>61</b>	
									226	A Fairfield	64 <b>73</b>	
									240	H Morgan St.	51 39	
									249	H Howard	64 <b>73</b>	
									263	H Col. of Charleston	60 <b>63</b>	
									274	H UNCW	59 <b>62</b>	
									310	A Sacred Heart	44 <b>71</b>	
									330	A LIU Brooklyn	46 <b>85</b>	
									346	A Hartford	43 41	
LAST 10 Division I												
40	H James Madison	52 <b>89</b>	43	H Drexel	32 <b>45</b>							
176	H Towson	54 <b>71</b>	263	H Col. of Charleston	60 <b>63</b>							
117	A William & Mary	42 <b>71</b>	274	H UNCW	59 <b>62</b>							
177	A Elon	50 <b>67</b>	176	A Towson	71 <b>84</b>							
183	H Delaware	67 <b>77</b>	40	A James Madison	50 <b>92</b>							

Non-Div I Games:

Hofstra

Loss, Non-Conf, S Site, H Home A Away N Neutral

# Holy Cross

Through Games Of Feb. 24, 2020

Average RPI Win:	218	WON-LOST	WINNING	LAST 10	STRENGTH OF	OPP. STRENGTH	TEAM	ADJ.	CONF.	ADJ CONF.
Average RPI Loss:	141	RECORD	PCT. RANK	GAMES	SCHEDULE	OF SCHEDULE	RPI	RPI	RPI	RPI
DIV. I ONLY	15- 11	134	5-5	165	205	124	124	15	15	
DIV. I NON-CONF.	7- 4	100	0	251	285	117	117	15	15	
TOTALS	RPI 1-25	RPI 26-50	W-L RECORDS	RPI 51-100	RPI 101-150	RPI 150+				
15- 11	0- 0	0- 0	OVERALL	1- 4	2- 4	12- 3				
8- 3	0- 0	0- 0	HOME	1- 2	1- 1	6- 0				
7- 8	0- 0	0- 0	AWAY	0- 2	1- 3	6- 3				
0- 0	0- 0	0- 0	NEUTRAL	0- 0	0- 0	0- 0				
7- 4	0- 0	0- 0	NON-CONFERENCE	1- 0	0- 2	6- 2				
4- 0	0- 0	0- 0	HOME	1- 0	0- 0	3- 0				
3- 4	0- 0	0- 0	AWAY	0- 0	0- 2	3- 2				
0- 0	0- 0	0- 0	NEUTRAL	0- 0	0- 0	0- 0				
8- 7	0- 0	0- 0	CONFERENCE	0- 4	2- 2	6- 1				
4- 3	0- 0	0- 0	HOME	0- 2	1- 1	3- 0				
4- 4	0- 0	0- 0	AWAY	0- 2	1- 1	3- 1				
0- 0	0- 0	0- 0	NEUTRAL	0- 0	0- 0	0- 0				

RPI S	Opponent	Score	RPI S	Opponent	Score	RPI S	Opponent	Score	RPI S	Opponent	Score	Team's RPI: 124
						60	A Bucknell	45 63	133	A Lehigh	74 57	
						60	H Bucknell	40 51	133	H Lehigh	65 62	
						81	H Boston College	80 71	136	A Boston U.	70 76	
						88	A Colgate	60 71	136	H Boston U.	51 62	
						88	H Colgate	69 80	146	A North Florida	60 80	
									148	A Massachusetts	72 75	
									174	A Lafayette	57 49	
									174	H Lafayette	57 56	
									182	H American	72 59	
									185	H Merrimack	68 42	
									189	A Illinois	75 78	
									209	A Rhode Island	58 73	
									213	A Stetson	75 63	
									219	A Brown	83 71	
									264	A Loyola Maryland	64 56	
									268	H New Hampshire	82 61	
									294	A Army West Point	48 61	
									306	A Navy	58 49	
									306	H Navy	57 43	
									310	A Sacred Heart	65 52	
									324	H Bryant	87 75	
LAST 10 Division I												
			88	H Colgate	69 80	88	A Colgate	60 71				
			60	A Bucknell	45 63	306	H Navy	57 43				
			174	A Lafayette	57 49	136	A Boston U.	70 76				
			133	H Lehigh	65 62	133	A Lehigh	74 57				
			136	H Boston U.	51 62	182	H American	72 59				

Non-Div I Games:

Holy Cross

Loss, Non-Conf, S Site, H Home A Away N Neutral



Average RPI Win: <b>222</b>	WON-LOST	WINNING	LAST 10	STRENGTH OF	OPP. STRENGTH	TEAM	ADJ.	CONF.	ADJ CONF.
Average RPI Loss: <b>103</b>	RECORD	PCT. RANK	GAMES	SCHEDULE	OF SCHEDULE	RPI	RPI	RPI	RPI
DIV. I ONLY	<b>12- 16</b>	<b>219</b>	<b>3-7</b>	<b>125</b>	<b>85</b>	<b>191</b>	<b>191</b>	<b>9</b>	<b>9</b>
DIV. I NON-CONF.	<b>7- 7</b>	<b>164</b>	<b>0</b>	<b>183</b>	<b>120</b>	<b>183</b>	<b>183</b>	<b>10</b>	<b>10</b>
TOTALS	RPI 1-25	RPI 26-50	W-L RECORDS	RPI 51-100	RPI 101-150	RPI 150+			
12- 16	0- 2	0- 2	OVERALL	1- 8	0- 0	11- 4			
9- 4	0- 0	0- 2	HOME	1- 2	0- 0	8- 0			
1- 10	0- 2	0- 0	AWAY	0- 5	0- 0	1- 3			
2- 2	0- 0	0- 0	NEUTRAL	0- 1	0- 0	2- 1			
7- 7	0- 1	0- 1	NON-CONFERENCE	1- 3	0- 0	6- 2			
5- 1	0- 0	0- 1	HOME	1- 0	0- 0	4- 0			
0- 4	0- 1	0- 0	AWAY	0- 2	0- 0	0- 1			
2- 2	0- 0	0- 0	NEUTRAL	0- 1	0- 0	2- 1			
5- 9	0- 1	0- 1	CONFERENCE	0- 5	0- 0	5- 2			
4- 3	0- 0	0- 1	HOME	0- 2	0- 0	4- 0			
1- 6	0- 1	0- 0	AWAY	0- 3	0- 0	1- 2			
0- 0	0- 0	0- 0	NEUTRAL	0- 0	0- 0	0- 0			

RPI 1-25				RPI 26-50				RPI 51-100				RPI 101+ Team's RPI: 191			
RPI	S	Opponent	Score	RPI	S	Opponent	Score	RPI	S	Opponent	Score	RPI	S	Opponent	Score
6	A	UConn	51 <b>91</b>	32	H	FGCU	45 <b>57</b>	56	H	Oklahoma	85 69	157	A	Tulane	66 60
13	A	Texas A&M	43 <b>72</b>	39	H	UCF	49 <b>67</b>	67	A	Georgia Tech	38 <b>69</b>	160	H	Wichita St.	64 56
								69	A	South Fla.	45 <b>74</b>	192	H	Memphis	75 65
								74	A	Cincinnati	66 <b>85</b>	205	H	Southern Miss.	75 60
								74	H	Cincinnati	65 <b>74</b>	218	A	SMU	47 <b>60</b>
								84	A	Fordham	54 <b>63</b>	218	H	SMU	55 53
								90	A	Temple	75 <b>76</b>	222	A	New Mexico	71 <b>81</b>
								90	H	Temple	58 <b>61</b>	233	N	San Francisco	57 <b>80</b>
								98	N	Syracuse	62 <b>87</b>	239	H	Southeastern La.	78 65
												245	A	East Carolina	50 <b>53</b>
												245	H	East Carolina	72 63
												265	H	Louisiana Tech	67 53
												295	N	California Baptist	96 75
												316	H	Houston Baptist	82 60
												318	N	Hofstra	54 44
LAST 10 Division I															
				218	A	SMU	47 <b>60</b>	218	H	SMU	55 53				
				74	H	Cincinnati	65 <b>74</b>	157	A	Tulane	66 60				
				90	A	Temple	75 <b>76</b>	69	A	South Fla.	45 <b>74</b>				
				39	H	UCF	49 <b>67</b>	160	H	Wichita St.	64 56				
				245	A	East Carolina	50 <b>53</b>	74	A	Cincinnati	66 <b>85</b>				

Non-Div I Games:

Houston

■ Loss, 
 ■ Non-Conf, 
 ■ S Site, 
 ■ H Home 
 ■ A Away 
 N Neutral

## Houston Baptist

Through Games Of Feb. 24, 2020

Average RPI Win:	274	WON-LOST	WINNING	LAST 10	STRENGTH OF	OPP. STRENGTH	TEAM	ADJ.	CONF.	ADJ CONF.
Average RPI Loss:	189	RECORD	PCT. RANK	GAMES	SCHEDULE	OF SCHEDULE	RPI	RPI	RPI	RPI
DIV. I ONLY	4- 19	323	2-8	227	308	316	316	23	23	
DIV. I NON-CONF.	2- 5	259	0	140	270	191	191	24	24	
TOTALS	RPI 1-25	RPI 26-50	W-L RECORDS	RPI 51-100	RPI 101-150	RPI 150+				
4- 19	0- 1	0- 0	OVERALL	0- 2	0- 3	4- 13				
1- 8	0- 0	0- 0	HOME	0- 2	0- 1	1- 5				
3- 11	0- 1	0- 0	AWAY	0- 0	0- 2	3- 8				
0- 0	0- 0	0- 0	NEUTRAL	0- 0	0- 0	0- 0				
2- 5	0- 1	0- 0	NON-CONFERENCE	0- 0	0- 1	2- 3				
0- 1	0- 0	0- 0	HOME	0- 0	0- 0	0- 1				
2- 4	0- 1	0- 0	AWAY	0- 0	0- 1	2- 2				
0- 0	0- 0	0- 0	NEUTRAL	0- 0	0- 0	0- 0				
2- 14	0- 0	0- 0	CONFERENCE	0- 2	0- 2	2- 10				
1- 7	0- 0	0- 0	HOME	0- 2	0- 1	1- 4				
1- 7	0- 0	0- 0	AWAY	0- 0	0- 1	1- 6				
0- 0	0- 0	0- 0	NEUTRAL	0- 0	0- 0	0- 0				

RPI	S	Opponent	Score	RPI	S	Opponent	Score	RPI	S	Opponent	Score	RPI	S	Opponent	Score	Team's RPI: 316
4	A	Baylor	42 112					95	H	A&M-Corpus Christi	65 75	118	A	Abilene Christian	54 71	
								96	H	SFA	42 59	118	H	Abilene Christian	79 84	
												135	A	Texas Tech	51 59	
												154	A	Sam Houston St.	60 75	
												154	H	Sam Houston St.	69 97	
												158	A	New Orleans	84 88	
												160	A	Wichita St.	42 59	
												162	H	Northern Ariz.	62 79	
												191	A	Houston	60 82	
												217	A	Oral Roberts	74 73	
												239	H	Southeastern La.	59 69	
												243	A	Central Ark.	39 63	
												257	A	Incarnate Word	60 55	
												266	H	Nicholls St.	78 84	
												271	A	Lamar University	53 60	
												271	H	Lamar University	72 59	
												338	A	Northwestern St.	60 69	
												338	H	Northwestern St.	46 54	
												342	A	McNeese	72 88	
												350	A	La.-Monroe	72 65	
LAST 10 Division I																
154	A	Sam Houston St.	60 75	158	A	New Orleans	84 88									
118	H	Abilene Christian	79 84	95	H	A&M-Corpus Christi	65 75									
271	H	Lamar University	72 59	257	A	Incarnate Word	60 55									
118	A	Abilene Christian	54 71	342	A	McNeese	72 88									
338	H	Northwestern St.	46 54	266	H	Nicholls St.	78 84									

Non-Div I Games: LSU-Shreveport 67 44 Paul Quinn 63 34

Houston Baptist

Loss, Non-Conf, S Site, H Home A Away N Neutral

Average RPI Win:	306	WON-LOST	WINNING	LAST 10	STRENGTH OF	OPP. STRENGTH	TEAM	ADJ.	CONF.	ADJ CONF.
Average RPI Loss:	151	RECORD	PCT. RANK	GAMES	SCHEDULE	OF SCHEDULE	RPI	RPI	RPI	RPI
DIV. I ONLY	14- 12	159	5-5	343	299	249	249	29	29	
DIV. I NON-CONF.	8- 5	117	0	307	211	178	178	29	29	
TOTALS	RPI 1-25	RPI 26-50	W-L RECORDS	RPI 51-100	RPI 101-150	RPI 150+				
14- 12	0- 0	0- 0	OVERALL	0- 3	0- 3	14- 6				
6- 4	0- 0	0- 0	HOME	0- 0	0- 1	6- 3				
8- 6	0- 0	0- 0	AWAY	0- 2	0- 1	8- 3				
0- 2	0- 0	0- 0	NEUTRAL	0- 1	0- 1	0- 0				
8- 5	0- 0	0- 0	NON-CONFERENCE	0- 3	0- 1	8- 1				
3- 1	0- 0	0- 0	HOME	0- 0	0- 0	3- 1				
5- 2	0- 0	0- 0	AWAY	0- 2	0- 0	5- 0				
0- 2	0- 0	0- 0	NEUTRAL	0- 1	0- 1	0- 0				
6- 7	0- 0	0- 0	CONFERENCE	0- 0	0- 2	6- 5				
3- 3	0- 0	0- 0	HOME	0- 0	0- 1	3- 2				
3- 4	0- 0	0- 0	AWAY	0- 0	0- 1	3- 3				
0- 0	0- 0	0- 0	NEUTRAL	0- 0	0- 0	0- 0				

RPI S	Opponent	Score	RPI S	Opponent	Score	RPI S	Opponent	Score	RPI S	Opponent	Score	Team's RPI: 249
						55	A Tennessee	38 88	106	A Bethune-Cookman	59 88	
						60	N Bucknell	60 70	106	H Bethune-Cookman	59 75	
						69	A South Fla.	53 82	126	N Washington	58 75	
									153	A N.C. A&T	55 60	
									171	H La Salle	62 78	
									175	H Norfolk St.	80 83	
									232	A George Mason	86 75	
									240	A Morgan St.	67 74	
									240	H Morgan St.	52 68	
									245	A East Carolina	67 51	
									264	A Loyola Maryland	75 69	
									284	H Niagara	91 42	
									288	A UMBC	72 61	
									307	A N.C. Central	71 89	
									317	H Fairleigh Dickinson	64 56	
									318	A Hofstra	73 64	
									323	H Saint Peter's	92 80	
									325	A UMES	79 58	
									331	A Coppin St.	66 54	
									331	H Coppin St.	64 52	
									341	A Florida A&M	82 56	
									341	H Florida A&M	72 58	
									349	H South Carolina St.	78 47	
LAST 10 Division I												
			307	A N.C. Central	71 89		240	H Morgan St.	52 68			
			153	A N.C. A&T	55 60		331	A Coppin St.	66 54			
			106	A Bethune-Cookman	59 88		341	H Florida A&M	72 58			
			341	A Florida A&M	82 56		240	A Morgan St.	67 74			
			331	H Coppin St.	64 52		349	H South Carolina St.	78 47			

Non-Div I Games:

Howard

■ Loss, 
 ■ Non-Conf, 
 ■ S Site, 
 ■ H Home 
 ■ A Away 
 N Neutral

Average RPI Win: <b>211</b>	WON-LOST	WINNING	LAST 10	STRENGTH OF	OPP. STRENGTH	TEAM	ADJ.	CONF.	ADJ CONF.
Average RPI Loss: <b>116</b>	RECORD	PCT. RANK	GAMES	SCHEDULE	OF SCHEDULE	RPI	RPI	RPI	RPI
DIV. I ONLY	19- 8	56	8-2	138	215	64	64	22	22
DIV. I NON-CONF.	5- 5	164	0	52	40	76	76	19	19
TOTALS	RPI 1-25	RPI 26-50	W-L RECORDS	RPI 51-100	RPI 101-150	RPI 150+			
19- 8	0- 0	0- 2	OVERALL	3- 2	1- 2	15- 2			
10- 1	0- 0	0- 0	HOME	2- 0	0- 1	8- 0			
7- 7	0- 0	0- 2	AWAY	0- 2	1- 1	6- 2			
2- 0	0- 0	0- 0	NEUTRAL	1- 0	0- 0	1- 0			
5- 5	0- 0	0- 2	NON-CONFERENCE	3- 2	0- 1	2- 0			
3- 0	0- 0	0- 0	HOME	2- 0	0- 0	1- 0			
0- 5	0- 0	0- 2	AWAY	0- 2	0- 1	0- 0			
2- 0	0- 0	0- 0	NEUTRAL	1- 0	0- 0	1- 0			
14- 3	0- 0	0- 0	CONFERENCE	0- 0	1- 1	13- 2			
7- 1	0- 0	0- 0	HOME	0- 0	0- 1	7- 0			
7- 2	0- 0	0- 0	AWAY	0- 0	1- 0	6- 2			
0- 0	0- 0	0- 0	NEUTRAL	0- 0	0- 0	0- 0			

RPI S	Opponent	Score	RPI S	Opponent	Score	RPI S	Opponent	Score	RPI S	Opponent	Score
48	A Ohio	64 70	50	A UT Martin	51 57	63	N St. John's (NY)	85 78	101	A Miami (FL)	65 74
						71	H Ball St.	65 48	130	A Green Bay	54 42
						75	A UNI	50 51	130	H Green Bay	58 61
						89	A Butler	61 64	155	A Wright St.	62 58
						99	H Southern Ill.	81 78	155	H Wright St.	80 60
									177	N Elon	59 53
									186	A Northern Ky.	62 65
									186	H Northern Ky.	89 61
									202	A Cleveland St.	78 53
									202	H Cleveland St.	58 48
									238	A Milwaukee	75 52
									238	H Milwaukee	60 53
									251	A Youngstown St.	73 75
									251	H Youngstown St.	77 69
									277	A Oakland	89 63
									277	H Oakland	76 41
									285	H Eastern Ky.	72 42
									332	A Detroit Mercy	95 54
									332	H Detroit Mercy	82 45
									343	A UIC	88 49
LAST 10 Division I											
130	H Green Bay	58 61	332	A Detroit Mercy	95 54						
238	H Milwaukee	60 53	251	H Youngstown St.	77 69						
186	A Northern Ky.	62 65	202	H Cleveland St.	58 48						
155	A Wright St.	62 58	343	A UIC	88 49						
277	A Oakland	89 63	238	A Milwaukee	75 52						

Non-Div I Games: Ind.-Northwest 103 45

IUPUI

■ Loss, 
 ■ Non-Conf, S Site, 
 ■ Home 
 ■ Away 
 N Neutral

## Idaho

Through Games Of Feb. 24, 2020

Average RPI Win: <b>231</b>	WON-LOST	WINNING	LAST 10	STRENGTH OF	OPP. STRENGTH	TEAM	ADJ.	CONF.	ADJ CONF.
Average RPI Loss: <b>133</b>	RECORD	PCT. RANK	GAMES	SCHEDULE	OF SCHEDULE	RPI	RPI	RPI	RPI
DIV. I ONLY	16- 9	83	6-4	230	173	123	123	18	18
DIV. I NON-CONF.	5- 4	140	0	152	110	107	107	17	17
TOTALS	RPI 1-25	RPI 26-50	W-L RECORDS	RPI 51-100	RPI 101-150	RPI 150+			
16- 9	0- 0	0- 2	OVERALL	1- 2	1- 0	14- 5			
8- 2	0- 0	0- 0	HOME	0- 1	0- 0	8- 1			
8- 5	0- 0	0- 1	AWAY	1- 1	1- 0	6- 3			
0- 2	0- 0	0- 1	NEUTRAL	0- 0	0- 0	0- 1			
5- 4	0- 0	0- 2	NON-CONFERENCE	0- 1	1- 0	4- 1			
2- 0	0- 0	0- 0	HOME	0- 0	0- 0	2- 0			
3- 2	0- 0	0- 1	AWAY	0- 1	1- 0	2- 0			
0- 2	0- 0	0- 1	NEUTRAL	0- 0	0- 0	0- 1			
11- 5	0- 0	0- 0	CONFERENCE	1- 1	0- 0	10- 4			
6- 2	0- 0	0- 0	HOME	0- 1	0- 0	6- 1			
5- 3	0- 0	0- 0	AWAY	1- 0	0- 0	4- 3			
0- 0	0- 0	0- 0	NEUTRAL	0- 0	0- 0	0- 0			

RPI S	Opponent	Score	RPI S	Opponent	Score	RPI S	Opponent	Score	RPI S	Opponent	Score	Team's RPI: 123
27	N Old Dominion	55 <b>67</b>	27	N Old Dominion	55 <b>67</b>	69	A South Fla.	64 <b>67</b>	112	A San Diego	65 32	
46	A Oklahoma St.	47 <b>62</b>	46	A Oklahoma St.	47 <b>62</b>	82	A Montana St.	69 68	162	A Northern Ariz.	67 <b>70</b>	
						82	H Montana St.	56 <b>62</b>	162	H Northern Ariz.	70 <b>71</b>	
									165	A Montana	60 <b>69</b>	
									165	H Montana	52 51	
									168	H Idaho St.	62 56	
									178	A Southern Utah	71 56	
									199	H Hawaii	67 52	
									215	A Portland St.	53 <b>74</b>	
									215	H Portland St.	65 52	
									224	A Northern Colo.	57 46	
									233	A San Francisco	66 60	
									271	N Lamar University	44 <b>47</b>	
									276	H Colorado St.	61 54	
									300	A Eastern Wash.	75 46	
									300	H Eastern Wash.	69 60	
									304	A Seattle U	90 84	
									308	A Sacramento St.	96 88	
									308	H Sacramento St.	70 44	
									322	H Weber St.	70 50	
LAST 10 Division I												
308	A Sacramento St.	96 88	82	H Montana St.	56 <b>62</b>							
162	A Northern Ariz.	67 <b>70</b>	308	H Sacramento St.	70 44							
215	H Portland St.	65 52	162	H Northern Ariz.	70 <b>71</b>							
300	A Eastern Wash.	75 46	178	A Southern Utah	71 56							
165	A Montana	60 <b>69</b>	224	A Northern Colo.	57 46							

Non-Div I Games:

Idaho

■ Loss, 
■ Non-Conf, 
■ S Site, 
■ H Home 
■ A Away 
N Neutral

Average RPI Win:	253	WON-LOST	WINNING	LAST 10	STRENGTH OF	OPP. STRENGTH	TEAM	ADJ.	CONF.	ADJ CONF.
Average RPI Loss:	138	RECORD	PCT. RANK	GAMES	SCHEDULE	OF SCHEDULE	RPI	RPI	RPI	RPI
DIV. I ONLY	13- 11	156	8-2	244	189	168	168	18	18	
DIV. I NON-CONF.	2- 5	259	0	245	62	258	258	17	17	
TOTALS	RPI 1-25	RPI 26-50	W-L RECORDS	RPI 51-100	RPI 101-150	RPI 150+				
13- 11	0- 1	0- 2	OVERALL	0- 2	0- 1	13- 5				
6- 4	0- 0	0- 0	HOME	0- 1	0- 0	6- 3				
7- 7	0- 1	0- 2	AWAY	0- 1	0- 1	7- 2				
0- 0	0- 0	0- 0	NEUTRAL	0- 0	0- 0	0- 0				
2- 5	0- 1	0- 2	NON-CONFERENCE	0- 0	0- 0	2- 2				
1- 1	0- 0	0- 0	HOME	0- 0	0- 0	1- 1				
1- 4	0- 1	0- 2	AWAY	0- 0	0- 0	1- 1				
0- 0	0- 0	0- 0	NEUTRAL	0- 0	0- 0	0- 0				
11- 6	0- 0	0- 0	CONFERENCE	0- 2	0- 1	11- 3				
5- 3	0- 0	0- 0	HOME	0- 1	0- 0	5- 2				
6- 3	0- 0	0- 0	AWAY	0- 1	0- 1	6- 1				
0- 0	0- 0	0- 0	NEUTRAL	0- 0	0- 0	0- 0				

RPI 1-25				RPI 26-50				RPI 51-100				RPI 101+ Team's RPI: 168			
RPI	S	Opponent	Score	RPI	S	Opponent	Score	RPI	S	Opponent	Score	RPI	S	Opponent	Score
25	A	Duke	66 85	29	A	Arizona St.	69 74	82	A	Montana St.	59 67	123	A	Idaho	56 62
				46	A	Oklahoma St.	52 70	82	H	Montana St.	55 74	162	A	Northern Ariz.	79 76
												162	H	Northern Ariz.	59 70
												165	A	Montana	67 53
												165	H	Montana	72 59
												178	A	Southern Utah	65 72
												178	H	Southern Utah	73 54
												215	H	Portland St.	64 69
												224	A	Northern Colo.	71 55
												224	H	Northern Colo.	59 39
												282	A	Utah St.	61 69
												295	H	California Baptist	68 74
												300	A	Eastern Wash.	67 47
												302	A	Utah Valley	88 61
												304	H	Seattle U	73 48
												308	A	Sacramento St.	75 51
												308	H	Sacramento St.	80 62
												322	A	Weber St.	65 54
												322	H	Weber St.	55 41
LAST 10 Division I															
224	A	Northern Colo.	71 55	162	A	Northern Ariz.	79 76								
322	H	Weber St.	55 41	178	H	Southern Utah	73 54								
165	H	Montana	72 59	224	H	Northern Colo.	59 39								
82	H	Montana St.	55 74	82	A	Montana St.	59 67								
308	A	Sacramento St.	75 51	165	A	Montana	67 53								

Non-Div I Games: Arizona Christian 93 36 Montana Tech 83 57

Idaho St.

■ Loss, 
 ■ Non-Conf, S Site, 
 ■ Home 
 ■ Away 
 N Neutral

Average RPI Win:	232	WON-LOST	WINNING	LAST 10	STRENGTH OF	OPP. STRENGTH	TEAM	ADJ.	CONF.	ADJ CONF.
Average RPI Loss:	45	RECORD	PCT. RANK	GAMES	SCHEDULE	OF SCHEDULE	RPI	RPI	RPI	RPI
DIV. I ONLY	11- 16	230	1-9	97	44	189	189	2	2	
DIV. I NON-CONF.	9- 2	37	0	326	294	168	168	1	1	
TOTALS	RPI 1-25	RPI 26-50	W-L RECORDS	RPI 51-100	RPI 101-150	RPI 150+				
11- 16	0- 7	0- 5	OVERALL	1- 2	2- 2	8- 0				
9- 8	0- 4	0- 2	HOME	1- 1	1- 1	7- 0				
2- 8	0- 3	0- 3	AWAY	0- 1	1- 1	1- 0				
0- 0	0- 0	0- 0	NEUTRAL	0- 0	0- 0	0- 0				
9- 2	0- 0	0- 0	NON-CONFERENCE	0- 1	2- 1	7- 0				
8- 1	0- 0	0- 0	HOME	0- 1	1- 0	7- 0				
1- 1	0- 0	0- 0	AWAY	0- 0	1- 1	0- 0				
0- 0	0- 0	0- 0	NEUTRAL	0- 0	0- 0	0- 0				
2- 14	0- 7	0- 5	CONFERENCE	1- 1	0- 1	1- 0				
1- 7	0- 4	0- 2	HOME	1- 0	0- 1	0- 0				
1- 7	0- 3	0- 3	AWAY	0- 1	0- 0	1- 0				
0- 0	0- 0	0- 0	NEUTRAL	0- 0	0- 0	0- 0				

RPI	S	Opponent	Score	RPI	S	Opponent	Score	RPI	S	Opponent	Score	RPI	S	Opponent	Score	Team's RPI: 189
3	H	Maryland	60 79	30	A	Michigan	59 80	85	H	Minnesota	74 71	113	A	North Carolina	60 85	
7	H	Northwestern	50 77	41	A	Purdue	67 81	86	H	Illinois St.	58 74	124	H	Holy Cross	78 75	
9	A	Iowa	72 108	41	H	Purdue	58 70	87	A	Nebraska	58 80	138	H	Wisconsin	64 73	
19	A	Indiana	42 83	44	A	Rutgers	41 72					145	A	Missouri	58 51	
19	H	Indiana	54 59	44	H	Rutgers	51 75					179	H	Austin Peay	76 62	
21	A	Ohio St.	47 77									185	H	Merrimack	75 72	
21	H	Ohio St.	58 78									203	A	Penn St.	70 66	
												305	H	Presbyterian	71 52	
												320	H	Evansville	59 44	
												324	H	Bryant	69 55	
												335	H	Ark.-Pine Bluff	65 50	
												347	H	Chicago St.	96 66	
LAST 10 Division I																
87	A	Nebraska	58 80	21	H	Ohio St.	58 78									
30	A	Michigan	59 80	138	H	Wisconsin	64 73									
41	H	Purdue	58 70	44	A	Rutgers	41 72									
19	H	Indiana	54 59	3	H	Maryland	60 79									
203	A	Penn St.	70 66	21	A	Ohio St.	47 77									

Non-Div I Games:

Illinois

Loss, Non-Conf, S Site, H Home A Away N Neutral

Average RPI Win:	177	WON-LOST	WINNING	LAST 10	STRENGTH OF	OPP. STRENGTH	TEAM	ADJ.	CONF.	ADJ CONF.
Average RPI Loss:	74	RECORD	PCT. RANK	GAMES	SCHEDULE	OF SCHEDULE	RPI	RPI	RPI	RPI
DIV. I ONLY	14- 10	131	4-6	60	118	86	86	8	8	
DIV. I NON-CONF.	7- 3	80	0	151	199	66	66	7	7	
TOTALS	RPI 1-25	RPI 26-50	W-L RECORDS	RPI 51-100	RPI 101-150	RPI 150+				
14- 10	0- 1	1- 5	OVERALL	3- 1	2- 2	8- 1				
9- 3	0- 0	1- 2	HOME	1- 0	1- 1	6- 0				
5- 7	0- 1	0- 3	AWAY	2- 1	1- 1	2- 1				
0- 0	0- 0	0- 0	NEUTRAL	0- 0	0- 0	0- 0				
7- 3	0- 0	1- 1	NON-CONFERENCE	0- 1	0- 0	6- 1				
5- 0	0- 0	1- 0	HOME	0- 0	0- 0	4- 0				
2- 3	0- 0	0- 1	AWAY	0- 1	0- 0	2- 1				
0- 0	0- 0	0- 0	NEUTRAL	0- 0	0- 0	0- 0				
7- 7	0- 1	0- 4	CONFERENCE	3- 0	2- 2	2- 0				
4- 3	0- 0	0- 2	HOME	1- 0	1- 1	2- 0				
3- 4	0- 1	0- 2	AWAY	2- 0	1- 1	0- 0				
0- 0	0- 0	0- 0	NEUTRAL	0- 0	0- 0	0- 0				

RPI 1-25				RPI 26-50				RPI 51-100				Team's RPI: 86				RPI 101+			
RPI	S	Opponent	Score	RPI	S	Opponent	Score	RPI	S	Opponent	Score	RPI	S	Opponent	Score	RPI	S	Opponent	Score
10	A	Missouri St.	74 87	28	A	Drake	82 87	75	A	UNI	69 61	147	A	Loyola Chicago	64 69				
				28	H	Drake	67 69	75	H	UNI	65 57	147	H	Loyola Chicago	86 85				
				36	A	Bradley	61 76	93	A	Saint Louis	56 61	149	A	Valparaiso	72 60				
				36	H	Bradley	62 66	99	A	Southern Ill.	62 54	149	H	Valparaiso	70 78				
				37	A	Marquette	41 58					152	H	Jackson St.	77 55				
				50	H	UT Martin	70 47					179	A	Austin Peay	72 77				
LAST 10 Division I																			
				28	A	Drake	82 87	10	A	Missouri St.	74 87								
				75	A	UNI	69 61	99	A	Southern Ill.	62 54								
				149	H	Valparaiso	70 78	75	H	UNI	65 57								
				147	H	Loyola Chicago	86 85	28	H	Drake	67 69								
				36	H	Bradley	62 66	147	A	Loyola Chicago	64 69								

Non-Div I Games: Truman 87 60

Illinois St.



INCREASE MORE				THROUGH GAMES OF FEB. 11, 1910						
Average RPI Win:	252	WON-LOST	WINNING	LAST 10	STRENGTH OF	OPP. STRENGTH	TEAM	ADJ.	CONF.	ADJ CONF.
Average RPI Loss:	189	RECORD	PCT. RANK	GAMES	SCHEDULE	OF SCHEDULE	RPI	RPI	RPI	RPI
DIV. I ONLY	9- 12	219	6-4		301	272	257	257	23	23
DIV. I NON-CONF.	0- 5	338	0		314	113	348	348	24	24
-----										
TOTALS	RPI 1-25		RPI 26-50		W-L RECORDS		RPI 51-100		RPI 101-150	RPI 150+
9- 12	0- 0		0- 1		OVERALL		1- 3		1- 0	7- 8
4- 5	0- 0		0- 0		HOME		1- 1		0- 0	3- 4
5- 7	0- 0		0- 1		AWAY		0- 2		1- 0	4- 4
0- 0	0- 0		0- 0		NEUTRAL		0- 0		0- 0	0- 0
0- 5	0- 0		0- 1		NON-CONFERENCE		0- 1		0- 0	0- 3
0- 1	0- 0		0- 0		HOME		0- 0		0- 0	0- 1
0- 4	0- 0		0- 1		AWAY		0- 1		0- 0	0- 2
0- 0	0- 0		0- 0		NEUTRAL		0- 0		0- 0	0- 0
9- 7	0- 0		0- 0		CONFERENCE		1- 2		1- 0	7- 5
4- 4	0- 0		0- 0		HOME		1- 1		0- 0	3- 3
5- 3	0- 0		0- 0		AWAY		0- 1		1- 0	4- 2
0- 0	0- 0		0- 0		NEUTRAL		0- 0		0- 0	0- 0

RPI 1-25				RPI 26-50				RPI 51-100				RPI 101+				Team's RPI: 257	
RPI	S	Opponent	Score	RPI	S	Opponent	Score	RPI	S	Opponent	Score	RPI	S	Opponent	Score		
				48	A	Ohio	41 78	94	A	Kansas St.	41 85	118	A	Abilene Christian	71 70		
								95	H	A&M-Corpus Christi	38 64	154	A	Sam Houston St.	77 74		
								96	A	SFA	45 67	158	A	New Orleans	57 61		
								96	H	SFA	60 52	158	H	New Orleans	55 67		
												235	H	San Diego St.	48 57		
												239	A	Southeastern La.	44 58		
												243	H	Central Ark.	37 47		
												266	H	Nicholls St.	53 51		
												271	A	Lamar University	67 48		
												276	A	Colorado St.	47 75		
												312	A	UTSA	56 63		
												316	H	Houston Baptist	55 60		
												338	A	Northwestern St.	69 67		
												338	H	Northwestern St.	76 39		
												342	A	McNeese	72 71		
												342	H	McNeese	73 56		
LAST 10 Division I																	
				96	H	SFA	60 52	154	A	Sam Houston St.	77 74						
				342	A	McNeese	72 71	118	A	Abilene Christian	71 70						
				158	A	New Orleans	57 61	316	H	Houston Baptist	55 60						
				338	H	Northwestern St.	76 39	95	H	A&M-Corpus Christi	38 64						
				239	A	Southeastern La.	44 58	271	A	Lamar University	67 48						

[illegible]

Loss, Non-Conf, S Site, H Home A Away N Neutral

## Indiana

Through Games Of Feb. 24, 2020

Average RPI Win:	123	WON-LOST	WINNING	LAST 10	STRENGTH OF	OPP. STRENGTH	TEAM	ADJ.	CONF.	ADJ CONF.
Average RPI Loss:	8	RECORD	PCT. RANK	GAMES	SCHEDULE	OF SCHEDULE	RPI	RPI	RPI	RPI
DIV. I ONLY	21- 7	42	7-3	10	11	19	19	2	2	
DIV. I NON-CONF.	10- 2	29	0	13	39	10	10	1	1	
TOTALS	RPI 1-25	RPI 26-50	W-L RECORDS	RPI 51-100	RPI 101-150	RPI 150+				
21- 7	1- 7	3- 0	OVERALL	5- 0	6- 0	6- 0				
10- 4	0- 4	1- 0	HOME	2- 0	3- 0	4- 0				
9- 2	0- 2	2- 0	AWAY	3- 0	2- 0	2- 0				
2- 1	1- 1	0- 0	NEUTRAL	0- 0	1- 0	0- 0				
10- 2	1- 2	0- 0	NON-CONFERENCE	1- 0	5- 0	3- 0				
5- 1	0- 1	0- 0	HOME	0- 0	2- 0	3- 0				
3- 0	0- 0	0- 0	AWAY	1- 0	2- 0	0- 0				
2- 1	1- 1	0- 0	NEUTRAL	0- 0	1- 0	0- 0				
11- 5	0- 5	3- 0	CONFERENCE	4- 0	1- 0	3- 0				
5- 3	0- 3	1- 0	HOME	2- 0	1- 0	1- 0				
6- 2	0- 2	2- 0	AWAY	2- 0	0- 0	2- 0				
0- 0	0- 0	0- 0	NEUTRAL	0- 0	0- 0	0- 0				

RPI	S	Opponent	Score	RPI	S	Opponent	Score	RPI	S	Opponent	Score	RPI	S	Opponent	Score
2	N	South Carolina	71 57	41	A	Purdue	66 54	85	A	Minnesota	75 69	101	A	Miami (FL)	58 45
3	A	Maryland	62 76	41	H	Purdue	66 48	85	H	Minnesota	65 52	108	N	Washington St.	78 44
3	H	Maryland	69 79	44	A	Rutgers	66 56	87	A	Nebraska	57 53	128	A	Florida	73 49
4	N	Baylor	62 77					89	A	Butler	64 53	138	H	Wisconsin	75 65
7	H	Northwestern	69 71					92	H	Michigan St.	79 67	140	H	Mt. St. Mary's	75 52
9	A	Iowa	85 91									146	H	North Florida	72 45
11	H	UCLA	58 68									152	H	Jackson St.	91 51
21	H	Ohio St.	76 80									189	A	Illinois	59 54
												189	H	Illinois	83 42
												203	A	Penn St.	76 60
												251	H	Youngstown St.	93 56
												266	H	Nicholls St.	111 47
LAST 10 Division I															
85	A	Minnesota	75 69	41	A	Purdue	66 54	138	H	Wisconsin	75 65	85	H	Minnesota	65 52
21	H	Ohio St.	76 80	189	A	Illinois	59 54	203	A	Penn St.	76 60	3	A	Maryland	62 76
189	A	Illinois	59 54	87	A	Nebraska	57 53								
3	H	Maryland	69 79												

Non-Div I Games:

Indiana

■ Loss, 
■ Non-Conf, 
■ S Site, 
■ H Home 
■ A Away 
N Neutral

Average RPI Win:	238	WON-LOST	WINNING	LAST 10	STRENGTH OF	OPP. STRENGTH	TEAM	ADJ.	CONF.	ADJ CONF.
Average RPI Loss:	118	RECORD	PCT. RANK	GAMES	SCHEDULE	OF SCHEDULE	RPI	RPI	RPI	RPI
DIV. I ONLY	4- 23	326	2-8	65	142	272	272	8	8	
DIV. I NON-CONF.	2- 10	313	0	202	297	295	295	7	7	
TOTALS	RPI 1-25	RPI 26-50	W-L RECORDS	RPI 51-100	RPI 101-150	RPI 150+				
4- 23	0- 2	0- 3	OVERALL	1- 6	0- 7	3- 5				
2- 9	0- 1	0- 1	HOME	1- 2	0- 3	1- 2				
2- 13	0- 1	0- 2	AWAY	0- 4	0- 4	2- 2				
0- 1	0- 0	0- 0	NEUTRAL	0- 0	0- 0	0- 1				
2- 10	0- 0	0- 0	NON-CONFERENCE	0- 2	0- 3	2- 5				
0- 4	0- 0	0- 0	HOME	0- 1	0- 1	0- 2				
2- 5	0- 0	0- 0	AWAY	0- 1	0- 2	2- 2				
0- 1	0- 0	0- 0	NEUTRAL	0- 0	0- 0	0- 1				
2- 13	0- 2	0- 3	CONFERENCE	1- 4	0- 4	1- 0				
2- 5	0- 1	0- 1	HOME	1- 1	0- 2	1- 0				
0- 8	0- 1	0- 2	AWAY	0- 3	0- 2	0- 0				
0- 0	0- 0	0- 0	NEUTRAL	0- 0	0- 0	0- 0				

RPI 1-25				RPI 26-50				RPI 51-100				RPI 101+ Team's RPI: 272			
RPI	S	Opponent	Score	RPI	S	Opponent	Score	RPI	S	Opponent	Score	RPI	S	Opponent	Score
10	A	Missouri St.	58 82	28	A	Drake	65 105	75	A	UNI	43 73	115	A	Pacific	66 83
10	H	Missouri St.	55 76	28	H	Drake	71 92	75	H	UNI	65 63	119	H	Southeast Mo. St.	58 68
				36	A	Bradley	75 91	76	A	Colorado	46 59	121	A	Kansas	72 84
								86	A	Illinois St.	69 83	147	A	Loyola Chicago	55 65
								93	H	Saint Louis	53 55	147	H	Loyola Chicago	51 58
								99	A	Southern Ill.	42 60	149	A	Valparaiso	45 61
								99	H	Southern Ill.	55 78	149	H	Valparaiso	56 75
												186	H	Northern Ky.	68 70
												193	A	Western Ill.	72 83
												214	A	Eastern Ill.	59 57
												228	H	Marshall	60 72
												229	A	Murray St.	62 70
												283	N	CSUN	59 67
												320	H	Evansville	68 58
												343	A	UIC	61 40
LAST 10 Division I															
10	A	Missouri St.	58 82	147	A	Loyola Chicago	55 65								
99	A	Southern Ill.	42 60	320	H	Evansville	68 58								
28	H	Drake	71 92	99	H	Southern Ill.	55 78								
75	H	UNI	65 63	10	H	Missouri St.	55 76								
149	A	Valparaiso	45 61	75	A	UNI	43 73								

Non-Div I Games:

Indiana St.

■ Loss, 
 ■ Non-Conf, 
 ■ S Site, 
 ■ H Home 
 ■ A Away 
 N Neutral

Average RPI Win: <b>276</b>	WON-LOST	WINNING	LAST 10	STRENGTH OF	OPP. STRENGTH	TEAM	ADJ.	CONF.	ADJ CONF.
Average RPI Loss: <b>140</b>	RECORD	PCT. RANK	GAMES	SCHEDULE	OF SCHEDULE	RPI	RPI	RPI	RPI
DIV. I ONLY	8- 16	274	5-5	111	267	221	221	24	24
DIV. I NON-CONF.	1- 8	322	0	19	183	210	210	25	25
TOTALS	RPI 1-25	RPI 26-50	W-L RECORDS	RPI 51-100	RPI 101-150	RPI 150+			
8- 16	0- 1	0- 0	OVERALL	0- 6	0- 3	8- 6			
2- 9	0- 0	0- 0	HOME	0- 3	0- 2	2- 4			
6- 5	0- 1	0- 0	AWAY	0- 3	0- 0	6- 1			
0- 2	0- 0	0- 0	NEUTRAL	0- 0	0- 1	0- 1			
1- 8	0- 1	0- 0	NON-CONFERENCE	0- 3	0- 3	1- 1			
0- 3	0- 0	0- 0	HOME	0- 1	0- 2	0- 0			
1- 3	0- 1	0- 0	AWAY	0- 2	0- 0	1- 0			
0- 2	0- 0	0- 0	NEUTRAL	0- 0	0- 1	0- 1			
7- 8	0- 0	0- 0	CONFERENCE	0- 3	0- 0	7- 5			
2- 6	0- 0	0- 0	HOME	0- 2	0- 0	2- 4			
5- 2	0- 0	0- 0	AWAY	0- 1	0- 0	5- 1			
0- 0	0- 0	0- 0	NEUTRAL	0- 0	0- 0	0- 0			

RPI 1-25			RPI 26-50			RPI 51-100			RPI 101+ Team's RPI: 221		
RPI	S	Opponent	Score	RPI	S	Opponent	Score	RPI	S	Opponent	Score
18	A	Central Mich.	50 <b>70</b>					53	A	Penn	42 <b>74</b>
								59	A	Stony Brook	40 <b>59</b>
								61	H	Marist	56 <b>73</b>
								77	H	Seton Hall	37 <b>89</b>
								91	A	Rider	41 <b>53</b>
								91	H	Rider	37 <b>81</b>
								126	N	Washington	34 <b>65</b>
								134	H	Duquesne	74 <b>76</b>
								148	H	Massachusetts	51 <b>65</b>
								176	N	Towson	58 <b>75</b>
								190	A	Quinnipiac	75 71
								190	H	Quinnipiac	63 <b>67</b>
								206	A	Manhattan	32 <b>54</b>
								226	A	Fairfield	59 52
								226	H	Fairfield	40 <b>52</b>
								269	A	Winthrop	68 61
								278	H	Siena	58 47
								284	A	Niagara	70 58
								284	H	Niagara	57 <b>63</b>
								299	A	Monmouth	36 33
								299	H	Monmouth	50 <b>56</b>
								323	H	Saint Peter's	69 59
								337	A	Canisius	60 57
LAST 10 Division I											
91	A	Rider	41 <b>53</b>	337	A	Canisius	60 57				
278	H	Siena	58 47	61	H	Marist	56 <b>73</b>				
226	A	Fairfield	59 52	190	H	Quinnipiac	63 <b>67</b>				
299	H	Monmouth	50 <b>56</b>	206	A	Manhattan	32 <b>54</b>				
284	A	Niagara	70 58	323	H	Saint Peter's	69 59				

Non-Div I Games:

Iona

■ Loss, 
 ■ Non-Conf, 
 S Site, 
 ■ Home 
 ■ Away 
 N Neutral

Average RPI Win:	112	WON-LOST	WINNING	LAST 10	STRENGTH OF	OPP. STRENGTH	TEAM	ADJ.	CONF.	ADJ CONF.
Average RPI Loss:	64	RECORD	PCT. RANK	GAMES	SCHEDULE	OF SCHEDULE	RPI	RPI	RPI	RPI
DIV. I ONLY	22- 5	26	8-2	26	13	9	9	2	2	
DIV. I NON-CONF.	9- 2	37	0	41	95	18	18	1	1	
TOTALS	RPI 1-25	RPI 26-50	W-L RECORDS	RPI 51-100	RPI 101-150	RPI 150+				
22- 5	5- 1	2- 1	OVERALL	5- 2	2- 1	8- 0				
14- 0	4- 0	1- 0	HOME	2- 0	1- 0	6- 0				
6- 4	1- 1	1- 1	AWAY	2- 2	1- 0	1- 0				
2- 1	0- 0	0- 0	NEUTRAL	1- 0	0- 1	1- 0				
9- 2	1- 0	1- 0	NON-CONFERENCE	2- 1	0- 1	5- 0				
6- 0	1- 0	1- 0	HOME	0- 0	0- 0	4- 0				
1- 1	0- 0	0- 0	AWAY	1- 1	0- 0	0- 0				
2- 1	0- 0	0- 0	NEUTRAL	1- 0	0- 1	1- 0				
13- 3	4- 1	1- 1	CONFERENCE	3- 1	2- 0	3- 0				
8- 0	3- 0	0- 0	HOME	2- 0	1- 0	2- 0				
5- 3	1- 1	1- 1	AWAY	1- 1	1- 0	1- 0				
0- 0	0- 0	0- 0	NEUTRAL	0- 0	0- 0	0- 0				

RPI	S	Opponent	Score	RPI	S	Opponent	Score	RPI	S	Opponent	Score	RPI	S	Opponent	Score
3	A	Maryland	59 93	28	H	Drake	79 67	51	A	Iowa St.	75 69	126	N	Washington	63 70
3	H	Maryland	66 61	30	A	Michigan	63 78	74	N	Cincinnati	69 61	138	A	Wisconsin	85 78
7	A	Northwestern	77 51	41	A	Purdue	83 71	75	A	UNI	66 88	138	H	Wisconsin	97 71
14	H	Princeton	77 75					85	A	Minnesota	76 75	156	H	North Ala.	86 81
19	H	Indiana	91 85					87	A	Nebraska	69 78	176	N	Towson	100 72
21	H	Ohio St.	77 68					87	H	Nebraska	76 60	189	H	Illinois	108 72
								92	H	Michigan St.	74 57	200	H	Fla. Atlantic	85 53
												203	A	Penn St.	77 66
												203	H	Penn St.	100 57
												223	H	Clemson	74 60
												307	H	N.C. Central	102 50
LAST 10 Division I															
203	H	Penn St.	100 57	30	A	Michigan	63 78								
138	H	Wisconsin	97 71	203	A	Penn St.	77 66								
3	A	Maryland	59 93	92	H	Michigan St.	74 57								
41	A	Purdue	83 71	21	H	Ohio St.	77 68								
87	H	Nebraska	76 60	138	A	Wisconsin	85 78								

Non-Div I Games:

Iowa

■ Loss, 
■ Non-Conf, S Site, 
■ Home 
■ Away 
N Neutral

Average RPI Win:	138	WON-LOST	WINNING	LAST 10	STRENGTH OF	OPP. STRENGTH	TEAM	ADJ.	CONF.	ADJ CONF.
Average RPI Loss:	46	RECORD	PCT. RANK	GAMES	SCHEDULE	OF SCHEDULE	RPI	RPI	RPI	RPI
DIV. I ONLY	15- 10	105	6-4	17	52	51	51	3	3	
DIV. I NON-CONF.	8- 3	68	0	72	222	67	67	3	3	
TOTALS	RPI 1-25	RPI 26-50	W-L RECORDS	RPI 51-100	RPI 101-150	RPI 150+				
15- 10	0- 4	2- 1	OVERALL	4- 4	3- 1	6- 0				
10- 5	0- 2	1- 0	HOME	2- 2	2- 1	5- 0				
5- 5	0- 2	1- 1	AWAY	2- 2	1- 0	1- 0				
0- 0	0- 0	0- 0	NEUTRAL	0- 0	0- 0	0- 0				
8- 3	0- 1	0- 1	NON-CONFERENCE	1- 1	1- 0	6- 0				
6- 2	0- 1	0- 0	HOME	0- 1	1- 0	5- 0				
2- 1	0- 0	0- 1	AWAY	1- 0	0- 0	1- 0				
0- 0	0- 0	0- 0	NEUTRAL	0- 0	0- 0	0- 0				
7- 7	0- 3	2- 0	CONFERENCE	3- 3	2- 1	0- 0				
4- 3	0- 1	1- 0	HOME	2- 1	1- 1	0- 0				
3- 4	0- 2	1- 0	AWAY	1- 2	1- 0	0- 0				
0- 0	0- 0	0- 0	NEUTRAL	0- 0	0- 0	0- 0				

RPI	S	Opponent	Score	RPI	S	Opponent	Score	RPI	S	Opponent	Score	RPI	S	Opponent	Score
4	A	Baylor	62 83	28	A	Drake	81 86	54	A	Texas	69 51	121	H	Kansas	89 67
9	H	Iowa	69 75	46	A	Oklahoma St.	64 63	54	H	Texas	75 81	135	A	Texas Tech	96 66
16	A	TCU	72 82	46	H	Oklahoma St.	74 63	56	A	Oklahoma	72 81	135	H	Texas Tech	74 77
16	H	TCU	74 77					56	H	Oklahoma	63 59	143	H	Texas Southern	79 59
								62	A	West Virginia	71 79	155	H	Wright St.	79 71
								65	A	Alabama	75 66	156	H	North Ala.	80 72
								75	H	UNI	63 71	158	H	New Orleans	71 53
								94	H	Kansas St.	73 59	244	H	Southern U.	69 36
												267	A	North Dakota St.	86 58
												335	H	Ark.-Pine Bluff	90 40
LAST 10 Division I															
135	H	Texas Tech	74 77	62	A	West Virginia	71 79								
16	A	TCU	72 82	4	A	Baylor	62 83								
54	A	Texas	69 51	121	H	Kansas	89 67								
56	H	Oklahoma	63 59	94	H	Kansas St.	73 59								
46	H	Oklahoma St.	74 63	46	A	Oklahoma St.	64 63								

Non-Div I Games:

Iowa St.

■ Loss, 
 ■ Non-Conf, S Site, 
 ■ Home 
 ■ Away 
 N Neutral

Average RPI Win:	282	WON-LOST	WINNING	LAST 10	STRENGTH OF	OPP. STRENGTH	TEAM	ADJ.	CONF.	ADJ CONF.
Average RPI Loss:	132	RECORD	PCT. RANK	GAMES	SCHEDULE	OF SCHEDULE	RPI	RPI	RPI	RPI
DIV. I ONLY	15- 9	93	9-1	304	309	152	152	32	32	
DIV. I NON-CONF.	2- 8	295	0	133	41	235	235	31	31	
TOTALS	RPI 1-25	RPI 26-50	W-L RECORDS	RPI 51-100	RPI 101-150	RPI 150+				
15- 9	0- 2	0- 1	OVERALL	0- 1	2- 1	13- 4				
8- 1	0- 1	0- 0	HOME	0- 0	1- 0	7- 0				
7- 8	0- 1	0- 1	AWAY	0- 1	1- 1	6- 4				
0- 0	0- 0	0- 0	NEUTRAL	0- 0	0- 0	0- 0				
2- 8	0- 2	0- 1	NON-CONFERENCE	0- 1	0- 1	2- 3				
1- 1	0- 1	0- 0	HOME	0- 0	0- 0	1- 0				
1- 7	0- 1	0- 1	AWAY	0- 1	0- 1	1- 3				
0- 0	0- 0	0- 0	NEUTRAL	0- 0	0- 0	0- 0				
13- 1	0- 0	0- 0	CONFERENCE	0- 0	2- 0	11- 1				
7- 0	0- 0	0- 0	HOME	0- 0	1- 0	6- 0				
6- 1	0- 0	0- 0	AWAY	0- 0	1- 0	5- 1				
0- 0	0- 0	0- 0	NEUTRAL	0- 0	0- 0	0- 0				

RPI 1-25				RPI 26-50				RPI 51-100				RPI 101+ Team's RPI: 152			
RPI	S	Opponent	Score	RPI	S	Opponent	Score	RPI	S	Opponent	Score	RPI	S	Opponent	Score
15	H	Mississippi St.	53 92	36	A	Bradley	69 78	86	A	Illinois St.	55 77	101	A	Miami (FL)	68 83
19	A	Indiana	51 91									143	A	Texas Southern	72 61
												143	H	Texas Southern	81 79
												157	A	Tulane	46 82
												208	H	Louisiana	65 54
												239	A	Southeastern La.	59 63
												243	A	Central Ark.	54 57
												244	A	Southern U.	72 51
												244	H	Southern U.	60 57
												248	H	Alabama A&M	67 53
												292	A	Prairie View	52 62
												292	H	Prairie View	53 49
												329	H	Alabama St.	94 62
												333	A	Alcorn	83 67
												333	H	Alcorn	76 66
												335	A	Ark.-Pine Bluff	56 44
												338	A	Northwestern St.	66 49
												344	A	Grambling	82 59
												344	H	Grambling	61 46
												351	A	Mississippi Val.	90 61
LAST 10 Division I															
344	A	Grambling	82 59	335	A	Ark.-Pine Bluff	56 44								
292	A	Prairie View	52 62	351	A	Mississippi Val.	90 61								
143	A	Texas Southern	72 61	344	H	Grambling	61 46								
244	H	Southern U.	60 57	292	H	Prairie View	53 49								
333	H	Alcorn	76 66	143	H	Texas Southern	81 79								

Non-Div I Games:

Jackson St.

■ Loss, 
 ■ Non-Conf, 
 ■ S Site, 
 ■ Home 
 ■ A Away 
 N Neutral

## Jacksonville

Through Games Of Feb. 24, 2020

Average RPI Win:	261	WON-LOST	WINNING	LAST 10	STRENGTH OF	OPP. STRENGTH	TEAM	ADJ.	CONF.	ADJ CONF.
Average RPI Loss:	99	RECORD	PCT. RANK	GAMES	SCHEDULE	OF SCHEDULE	RPI	RPI	RPI	RPI
DIV. I ONLY	15- 10	105	7-3	261	185	169	169	16	16	
DIV. I NON-CONF.	6- 5	151	0	268	261	193	193	14	14	
TOTALS	RPI 1-25	RPI 26-50	W-L RECORDS	RPI 51-100	RPI 101-150	RPI 150+				
15- 10	0- 0	0- 2	OVERALL	0- 2	1- 4	14- 2				
8- 5	0- 0	0- 1	HOME	0- 0	0- 3	8- 1				
7- 5	0- 0	0- 1	AWAY	0- 2	1- 1	6- 1				
0- 0	0- 0	0- 0	NEUTRAL	0- 0	0- 0	0- 0				
6- 5	0- 0	0- 1	NON-CONFERENCE	0- 2	0- 1	6- 1				
3- 2	0- 0	0- 0	HOME	0- 0	0- 1	3- 1				
3- 3	0- 0	0- 1	AWAY	0- 2	0- 0	3- 0				
0- 0	0- 0	0- 0	NEUTRAL	0- 0	0- 0	0- 0				
9- 5	0- 0	0- 1	CONFERENCE	0- 0	1- 3	8- 1				
5- 3	0- 0	0- 1	HOME	0- 0	0- 2	5- 0				
4- 2	0- 0	0- 0	AWAY	0- 0	1- 1	3- 1				
0- 0	0- 0	0- 0	NEUTRAL	0- 0	0- 0	0- 0				

RPI S	Opponent	Score	RPI S	Opponent	Score	RPI S	Opponent	Score	RPI S	Opponent	Score	Team's RPI: 169
26	A Florida St.	41 75	26	A Florida St.	41 75	69	A South Fla.	39 70	104	A Liberty	76 85	
32	H FGCU	68 81	32	H FGCU	68 81	76	A Colorado	44 66	104	H Liberty	59 65	
									106	H Bethune-Cookman	52 53	
									146	A North Florida	69 60	
									146	H North Florida	64 70	
									156	A North Ala.	65 76	
									156	H North Ala.	67 56	
									175	H Norfolk St.	64 71	
									213	H Stetson	57 52	
									216	A Kennesaw St.	93 83	
									216	H Kennesaw St.	88 81	
									252	A Lipscomb	73 64	
									252	H Lipscomb	76 53	
									253	A Jacksonville St.	55 40	
									266	H Nicholls St.	72 55	
									303	H FIU	77 52	
									326	A NJIT	66 54	
									326	H NJIT	88 67	
									327	H USC Upstate	87 43	
									328	A Mercer	87 83	
									341	A Florida A&M	88 54	
LAST 10 Division I												
252	H Lipscomb	76 53	32	H FGCU	68 81							
216	H Kennesaw St.	88 81	156	H North Ala.	67 56							
146	A North Florida	69 60	252	A Lipscomb	73 64							
104	H Liberty	59 65	216	A Kennesaw St.	93 83							
326	A NJIT	66 54	146	H North Florida	64 70							

Non-Div I Games: Thomas (GA) 94 36 Johnson (FL) 114 35

Jacksonville

Loss, Non-Conf, S Site, H Home A Away N Neutral



Average RPI Win:	245	WON-LOST	WINNING	LAST 10	STRENGTH OF	OPP. STRENGTH	TEAM	ADJ.	CONF.	ADJ CONF.
Average RPI Loss:	164	RECORD	PCT. RANK	GAMES	SCHEDULE	OF SCHEDULE	RPI	RPI	RPI	RPI
DIV. I ONLY	10- 15	234	5-5	229	247	253	253	20	20	
DIV. I NON-CONF.	2- 7	288	0	305	229	330	330	23	23	
TOTALS	RPI 1-25	RPI 26-50	W-L RECORDS	RPI 51-100	RPI 101-150	RPI 150+				
10- 15	0- 0	0- 3	OVERALL	1- 1	1- 3	8- 8				
7- 4	0- 0	0- 1	HOME	1- 0	1- 0	5- 3				
3- 9	0- 0	0- 2	AWAY	0- 1	0- 3	3- 3				
0- 2	0- 0	0- 0	NEUTRAL	0- 0	0- 0	0- 2				
2- 7	0- 0	0- 1	NON-CONFERENCE	0- 0	0- 2	2- 4				
2- 1	0- 0	0- 0	HOME	0- 0	0- 0	2- 1				
0- 4	0- 0	0- 1	AWAY	0- 0	0- 2	0- 1				
0- 2	0- 0	0- 0	NEUTRAL	0- 0	0- 0	0- 2				
8- 8	0- 0	0- 2	CONFERENCE	1- 1	1- 1	6- 4				
5- 3	0- 0	0- 1	HOME	1- 0	1- 0	3- 2				
3- 5	0- 0	0- 1	AWAY	0- 1	0- 1	3- 2				
0- 0	0- 0	0- 0	NEUTRAL	0- 0	0- 0	0- 0				

RPI 1-25				RPI 26-50				RPI 51-100				RPI 101+ Team's RPI: 253			
RPI	S	Opponent	Score	RPI	S	Opponent	Score	RPI	S	Opponent	Score	RPI	S	Opponent	Score
				47	A	Troy	64 94	57	A	Belmont	49 61	110	A	Auburn	53 62
				50	A	UT Martin	72 86	57	H	Belmont	60 41	119	A	Southeast Mo. St.	52 79
				50	H	UT Martin	56 73					119	H	Southeast Mo. St.	72 51
												120	A	Vanderbilt	66 88
												169	H	Jacksonville	40 55
												179	H	Austin Peay	57 63
												186	N	Northern Ky.	63 66
												211	A	Tennessee Tech	66 50
												214	A	Eastern Ill.	52 55
												229	H	Murray St.	68 51
												252	H	Lipscomb	65 63
												277	N	Oakland	55 61
												279	A	Morehead St.	48 67
												279	H	Morehead St.	55 69
												285	A	Eastern Ky.	43 33
												285	H	Eastern Ky.	68 54
												329	A	Alabama St.	63 68
												334	H	Tennessee St.	70 48
												340	A	SIUE	53 44
												341	H	Florida A&M	72 67
LAST 10 Division I															
				50	H	UT Martin	56 73	119	A	Southeast Mo. St.	52 79				
				119	H	Southeast Mo. St.	72 51	57	H	Belmont	60 41				
				57	A	Belmont	49 61	334	H	Tennessee St.	70 48				
				211	A	Tennessee Tech	66 50	279	H	Morehead St.	55 69				
				50	A	UT Martin	72 86	285	H	Eastern Ky.	68 54				

Non-Div I Games: Clark Atlanta 75 46 Fort Valley St. 87 65

Jacksonville St.

Loss, Non-Conf, S Site, H Home A Away N Neutral

Average RPI Win:	187	WON-LOST	WINNING	LAST 10	STRENGTH OF	OPP. STRENGTH	TEAM	ADJ.	CONF.	ADJ CONF.
Average RPI Loss:	67	RECORD	PCT. RANK	GAMES	SCHEDULE	OF SCHEDULE	RPI	RPI	RPI	RPI
DIV. I ONLY	21- 4	21	9-1	190	89	40	40	14	14	
DIV. I NON-CONF.	9- 2	37	0	90	10	30	30	13	13	
TOTALS	RPI 1-25	RPI 26-50	W-L RECORDS	RPI 51-100	RPI 101-150	RPI 150+				
21- 4	0- 1	1- 2	OVERALL	2- 0	6- 0	12- 1				
12- 1	0- 1	0- 0	HOME	1- 0	4- 0	7- 0				
8- 3	0- 0	0- 2	AWAY	1- 0	2- 0	5- 1				
1- 0	0- 0	1- 0	NEUTRAL	0- 0	0- 0	0- 0				
9- 2	0- 1	1- 1	NON-CONFERENCE	2- 0	3- 0	3- 0				
5- 1	0- 1	0- 0	HOME	1- 0	2- 0	2- 0				
3- 1	0- 0	0- 1	AWAY	1- 0	1- 0	1- 0				
1- 0	0- 0	1- 0	NEUTRAL	0- 0	0- 0	0- 0				
12- 2	0- 0	0- 1	CONFERENCE	0- 0	3- 0	9- 1				
7- 0	0- 0	0- 0	HOME	0- 0	2- 0	5- 0				
5- 2	0- 0	0- 1	AWAY	0- 0	1- 0	4- 1				
0- 0	0- 0	0- 0	NEUTRAL	0- 0	0- 0	0- 0				

RPI 1-25				RPI 26-50				Team's RPI: 40	RPI 51-100				RPI 101+			
RPI	S	Opponent	Score	RPI	S	Opponent	Score		RPI	S	Opponent	Score	RPI	S	Opponent	Score
3	H	Maryland	68 70	39	N	UCF	46 43		63	H	St. John's (NY)	76 73	104	H	Liberty	76 53
				43	A	Drexel	48 70		71	A	Villanova	56 52	117	H	William & Mary	84 70
				45	A	Virginia	49 55						127	A	Northeastern	86 64
													127	H	Northeastern	67 54
													129	H	Robert Morris	59 32
													141	A	George Washington	69 50
													176	A	Towson	75 76
													176	H	Towson	81 39
													177	H	Elon	61 48
													183	A	Delaware	60 39
													241	A	Georgetown	66 59
													260	H	Longwood	93 53
													262	H	Delaware St.	83 64
													263	A	Col. of Charleston	87 53
													263	H	Col. of Charleston	81 50
													274	A	UNCW	66 58
													274	H	UNCW	76 52
													318	A	Hofstra	89 52
													318	H	Hofstra	92 50
LAST 10 Division I																
				318	A	Hofstra	89 52		43	A	Drexel	48 70				
				127	A	Northeastern	86 64		183	A	Delaware	60 39				
				274	H	UNCW	76 52		127	H	Northeastern	67 54				
				263	H	Col. of Charleston	81 50		318	H	Hofstra	92 50				
				176	H	Towson	81 39		263	A	Col. of Charleston	87 53				

Non-Div I Games:

James Madison

■ Loss, 
■ Non-Conf, S Site, 
■ Home 
■ Away 
N Neutral

Kansas

Through Games Of Feb. 24, 2020

Average RPI Win:	202	WON-LOST	WINNING	LAST 10	STRENGTH OF	OPP. STRENGTH	TEAM	ADJ.	CONF.	ADJ CONF.
Average RPI Loss:	50	RECORD	PCT. RANK	GAMES	SCHEDULE	OF SCHEDULE	RPI	RPI	RPI	RPI
DIV. I ONLY	13- 12	164	2-8	69	63	121	121	3	3	
DIV. I NON-CONF.	11- 0	1	0	309	220	55	55	3	3	
TOTALS	RPI 1-25	RPI 26-50	W-L RECORDS	RPI 51-100	RPI 101-150	RPI 150+				
13- 12	0- 4	0- 1	OVERALL	2- 6	2- 1	9- 0				
10- 5	0- 2	0- 0	HOME	1- 3	2- 0	7- 0				
2- 7	0- 2	0- 1	AWAY	1- 3	0- 1	1- 0				
1- 0	0- 0	0- 0	NEUTRAL	0- 0	0- 0	1- 0				
11- 0	0- 0	0- 0	NON-CONFERENCE	1- 0	1- 0	9- 0				
8- 0	0- 0	0- 0	HOME	0- 0	1- 0	7- 0				
2- 0	0- 0	0- 0	AWAY	1- 0	0- 0	1- 0				
1- 0	0- 0	0- 0	NEUTRAL	0- 0	0- 0	1- 0				
2- 12	0- 4	0- 1	CONFERENCE	1- 6	1- 1	0- 0				
2- 5	0- 2	0- 0	HOME	1- 3	1- 0	0- 0				
0- 7	0- 2	0- 1	AWAY	0- 3	0- 1	0- 0				
0- 0	0- 0	0- 0	NEUTRAL	0- 0	0- 0	0- 0				

RPI	S	Opponent	Score	RPI	S	Opponent	Score	RPI	S	Opponent	Score	RPI	S	Opponent	Score	Team's RPI: 121
4	A	Baylor	44 97	46	A	Oklahoma St.	49 67	51	A	Iowa St.	67 89	128	H	Florida	76 66	
4	H	Baylor	47 90					54	A	Texas	77 85	135	A	Texas Tech	72 89	
16	A	TCU	59 73					54	H	Texas	82 67	135	H	Texas Tech	67 50	
16	H	TCU	74 87					56	H	Oklahoma	82 94	155	N	Wright St.	74 63	
								62	A	West Virginia	53 60	166	H	Saint Mary's (CA)	86 81	
								62	H	West Virginia	49 68	200	A	Fla. Atlantic	90 60	
								93	A	Saint Louis	68 60	237	H	UMass Lowell	79 44	
								94	H	Kansas St.	61 69	256	H	Texas St.	68 48	
												272	H	Indiana St.	84 72	
												273	H	Wofford	83 64	
												309	H	Omaha	63 48	
												343	H	UIC	91 50	
LAST 10 Division I																
62	A	West Virginia	53 60	56	H	Oklahoma	82 94									
54	H	Texas	82 67	94	H	Kansas St.	61 69									
135	A	Texas Tech	72 89	51	A	Iowa St.	67 89									
16	H	TCU	74 87	54	A	Texas	77 85									
4	A	Baylor	44 97	135	H	Texas Tech	67 50									

Non-Div I Games:

Kansas

Loss, Non-Conf, S Site, H Home A Away N Neutral

Average RPI Win:	175	WON-LOST	WINNING	LAST 10	STRENGTH OF	OPP. STRENGTH	TEAM	ADJ.	CONF.	ADJ CONF.
Average RPI Loss:	56	RECORD	PCT. RANK	GAMES	SCHEDULE	OF SCHEDULE	RPI	RPI	RPI	RPI
DIV. I ONLY	13- 12	164	6-4	40	50	94	94	3	3	
DIV. I NON-CONF.	6- 5	151	0	190	189	180	180	3	3	
TOTALS	RPI 1-25	RPI 26-50	W-L RECORDS	RPI 51-100	RPI 101-150	RPI 150+				
13- 12	0- 4	0- 2	OVERALL	4- 4	3- 1	6- 1				
7- 6	0- 2	0- 1	HOME	1- 2	1- 1	5- 0				
6- 4	0- 2	0- 1	AWAY	3- 1	2- 0	1- 0				
0- 2	0- 0	0- 0	NEUTRAL	0- 1	0- 0	0- 1				
6- 5	0- 1	0- 1	NON-CONFERENCE	0- 1	0- 1	6- 1				
5- 1	0- 0	0- 0	HOME	0- 0	0- 1	5- 0				
1- 2	0- 1	0- 1	AWAY	0- 0	0- 0	1- 0				
0- 2	0- 0	0- 0	NEUTRAL	0- 1	0- 0	0- 1				
7- 7	0- 3	0- 1	CONFERENCE	4- 3	3- 0	0- 0				
2- 5	0- 2	0- 1	HOME	1- 2	1- 0	0- 0				
5- 2	0- 1	0- 0	AWAY	3- 1	2- 0	0- 0				
0- 0	0- 0	0- 0	NEUTRAL	0- 0	0- 0	0- 0				

RPI 1-25				RPI 26-50				RPI 51-100				RPI 101+			
RPI	S	Opponent	Score	RPI	S	Opponent	Score	RPI	S	Opponent	Score	RPI	S	Opponent	Score
1	A	Oregon	51 89	35	A	Arkansas	72 81	51	A	Iowa St.	59 73	105	H	UT Arlington	53 57
4	H	Baylor	40 54	46	H	Oklahoma St.	63 70	54	A	Texas	60 54	121	A	Kansas	69 61
16	A	TCU	61 65					54	H	Texas	63 71	135	A	Texas Tech	76 72
16	H	TCU	52 54					56	A	Oklahoma	87 85	135	H	Texas Tech	84 70
								56	H	Oklahoma	92 74	192	N	Memphis	68 72
								62	A	West Virginia	56 55	210	A	UMKC	74 67
								62	H	West Virginia	63 74	217	H	Oral Roberts	109 69
								92	N	Michigan St.	60 65	257	H	Incarnate Word	85 41
												309	H	Omaha	73 48
												315	H	UTRGV	79 66
												343	H	UIC	84 40
LAST 10 Division I															
54	A	Texas	60 54	135	H	Texas Tech	84 70								
16	H	TCU	52 54	16	A	TCU	61 65								
56	A	Oklahoma	87 85	121	A	Kansas	69 61								
62	A	West Virginia	56 55	56	H	Oklahoma	92 74								
4	H	Baylor	40 54	51	A	Iowa St.	59 73								

Non-Div I Games:

Kansas St.

Average RPI Win:	256	WON-LOST	WINNING	LAST 10	STRENGTH OF	OPP. STRENGTH	TEAM	ADJ.	CONF.	ADJ CONF.
Average RPI Loss:	132	RECORD	PCT. RANK	GAMES	SCHEDULE	OF SCHEDULE	RPI	RPI	RPI	RPI
DIV. I ONLY	10- 14	224	3-7	205	190	216	216	16	16	
DIV. I NON-CONF.	5- 5	164	0	275	256	196	196	14	14	
TOTALS	RPI 1-25	RPI 26-50	W-L RECORDS	RPI 51-100	RPI 101-150	RPI 150+				
10- 14	0- 0	0- 2	OVERALL	0- 2	0- 5	10- 5				
4- 5	0- 0	0- 1	HOME	0- 1	0- 1	4- 2				
5- 9	0- 0	0- 1	AWAY	0- 1	0- 4	5- 3				
1- 0	0- 0	0- 0	NEUTRAL	0- 0	0- 0	1- 0				
5- 5	0- 0	0- 0	NON-CONFERENCE	0- 2	0- 2	5- 1				
2- 1	0- 0	0- 0	HOME	0- 1	0- 0	2- 0				
2- 4	0- 0	0- 0	AWAY	0- 1	0- 2	2- 1				
1- 0	0- 0	0- 0	NEUTRAL	0- 0	0- 0	1- 0				
5- 9	0- 0	0- 2	CONFERENCE	0- 0	0- 3	5- 4				
2- 4	0- 0	0- 1	HOME	0- 0	0- 1	2- 2				
3- 5	0- 0	0- 1	AWAY	0- 0	0- 2	3- 2				
0- 0	0- 0	0- 0	NEUTRAL	0- 0	0- 0	0- 0				

RPI S	Opponent	Score	RPI S	Opponent	Score	RPI S	Opponent	Score	RPI S	Opponent	Score	Team's RPI: 216
32	A FGCU	63 80	32	H FGCU	64 89	67	H Georgia Tech	47 63	104	A Liberty	66 76	
						70	A Georgia	65 80	109	A Campbell	51 63	
									134	A Duquesne	72 75	
									146	A North Florida	33 57	
									146	H North Florida	55 64	
									156	A North Ala.	54 71	
									156	H North Ala.	59 56	
									169	A Jacksonville	81 88	
									169	H Jacksonville	83 93	
									173	H Samford	60 55	
									213	A Stetson	70 67	
									213	H Stetson	61 67	
									252	A Lipscomb	74 66	
									252	H Lipscomb	88 60	
									274	A UNCW	58 56	
									288	N UMBC	59 44	
									298	A Ga. Southern	95 69	
									306	A Navy	62 82	
									326	A NJIT	77 64	
									328	H Mercer	92 64	
LAST 10 Division I												
156	A North Ala.	54 71	104	A Liberty	66 76							
169	A Jacksonville	81 88	146	A North Florida	33 57							
32	H FGCU	64 89	156	H North Ala.	59 56							
213	A Stetson	70 67	169	H Jacksonville	83 93							
252	H Lipscomb	88 60	32	A FGCU	63 80							

Non-Div I Games: Middle Ga. St. 88 49 Shorter 94 55

Kennesaw St.

Loss, Non-Conf, S Site, H Home A Away N Neutral

Average RPI Win:	202	WON-LOST	WINNING	LAST 10	STRENGTH OF	OPP. STRENGTH	TEAM	ADJ.	CONF.	ADJ CONF.
Average RPI Loss:	75	RECORD	PCT. RANK	GAMES	SCHEDULE	OF SCHEDULE	RPI	RPI	RPI	RPI
DIV. I ONLY	14- 10	131	6-4	106	109	103	103	10	10	
DIV. I NON-CONF.	6- 4	123	0	115	135	103	103	9	9	
TOTALS	RPI 1-25	RPI 26-50	W-L RECORDS	RPI 51-100	RPI 101-150	RPI 150+				
14- 10	0- 2	0- 4	OVERALL	1- 1	3- 1	10- 2				
7- 3	0- 1	0- 0	HOME	1- 0	2- 1	4- 1				
5- 5	0- 1	0- 2	AWAY	0- 1	1- 0	4- 1				
2- 2	0- 0	0- 2	NEUTRAL	0- 0	0- 0	2- 0				
6- 4	0- 1	0- 3	NON-CONFERENCE	0- 0	2- 0	4- 0				
2- 1	0- 1	0- 0	HOME	0- 0	1- 0	1- 0				
2- 1	0- 0	0- 1	AWAY	0- 0	1- 0	1- 0				
2- 2	0- 0	0- 2	NEUTRAL	0- 0	0- 0	2- 0				
8- 6	0- 1	0- 1	CONFERENCE	1- 1	1- 1	6- 2				
5- 2	0- 0	0- 0	HOME	1- 0	1- 1	3- 1				
3- 4	0- 1	0- 1	AWAY	0- 1	0- 0	3- 1				
0- 0	0- 0	0- 0	NEUTRAL	0- 0	0- 0	0- 0				

RPI 1-25				RPI 26-50				RPI 51-100				RPI 101+ Team's RPI: 103			
RPI	S	Opponent	Score	RPI	S	Opponent	Score	RPI	S	Opponent	Score	RPI	S	Opponent	Score
18	A	Central Mich.	58 71	30	N	Michigan	53 88	71	A	Ball St.	62 66	129	H	Robert Morris	82 81
21	H	Ohio St.	65 75	41	A	Purdue	64 77	71	H	Ball St.	69 68	134	A	Duquesne	77 75
				47	N	Troy	64 71					144	H	Buffalo	44 57
				48	A	Ohio	57 63					150	H	Western Mich.	75 63
												151	A	Akron	60 55
												159	H	Eastern Mich.	69 74
												172	A	Toledo	60 69
												172	H	Toledo	87 68
												180	A	Northern Ill.	79 71
												198	A	Miami (OH)	78 75
												198	H	Miami (OH)	80 75
												251	A	Youngstown St.	82 73
												261	H	Bowling Green	61 47
												296	H	St. Bonaventure	81 58
												298	N	Ga. Southern	62 48
												336	N	Purdue Fort Wayne	75 67
LAST 10 Division I															
198	H	Miami (OH)	80 75	261	H	Bowling Green	61 47								
18	A	Central Mich.	58 71	172	A	Toledo	60 69								
172	H	Toledo	87 68	71	H	Ball St.	69 68								
151	A	Akron	60 55	144	H	Buffalo	44 57								
48	A	Ohio	57 63	198	A	Miami (OH)	78 75								

Non-Div I Games: Hiram

92 36

Kent St.

■ Loss, 
 ■ Non-Conf, 
 ■ S Site, 
 ■ Home 
 ■ A Away 
 N Neutral

## Kentucky

Through Games Of Feb. 24, 2020

Average RPI Win:	138	WON-LOST	WINNING	LAST 10	STRENGTH OF	OPP. STRENGTH	TEAM	ADJ.	CONF.	ADJ CONF.
Average RPI Loss:	34	RECORD	PCT. RANK	GAMES	SCHEDULE	OF SCHEDULE	RPI	RPI	RPI	RPI
DIV. I ONLY	20- 6	35	6-4	33	39	22	22	4	4	
DIV. I NON-CONF.	11- 1	13	0	148	78	41	41	5	5	
TOTALS	RPI 1-25	RPI 26-50	W-L RECORDS	RPI 51-100	RPI 101-150	RPI 150+				
20- 6	2- 3	2- 2	OVERALL	4- 0	5- 1	7- 0				
13- 3	2- 2	1- 0	HOME	2- 0	2- 1	6- 0				
7- 3	0- 1	1- 2	AWAY	2- 0	3- 0	1- 0				
0- 0	0- 0	0- 0	NEUTRAL	0- 0	0- 0	0- 0				
11- 1	0- 1	2- 0	NON-CONFERENCE	1- 0	2- 0	6- 0				
8- 1	0- 1	1- 0	HOME	0- 0	1- 0	6- 0				
3- 0	0- 0	1- 0	AWAY	1- 0	1- 0	0- 0				
0- 0	0- 0	0- 0	NEUTRAL	0- 0	0- 0	0- 0				
9- 5	2- 2	0- 2	CONFERENCE	3- 0	3- 1	1- 0				
5- 2	2- 1	0- 0	HOME	2- 0	1- 1	0- 0				
4- 3	0- 1	0- 2	AWAY	1- 0	2- 0	1- 0				
0- 0	0- 0	0- 0	NEUTRAL	0- 0	0- 0	0- 0				

RPI	S	Opponent	Score	RPI	S	Opponent	Score	RPI	S	Opponent	Score	RPI	S	Opponent	Score
2	A	South Carolina	72 99	31	A	LSU	59 65	55	H	Tennessee	80 76	110	H	Auburn	68 61
2	H	South Carolina	58 67	35	A	Arkansas	85 103	58	A	Middle Tenn.	67 52	128	A	Florida	65 45
5	H	Louisville	66 67	45	A	Virginia	50 47	65	A	Alabama	81 71	128	H	Florida	62 70
13	H	Texas A&M	76 54	49	H	Charlotte	86 39	65	H	Alabama	66 62	137	A	California	63 61
15	H	Mississippi St.	73 62									140	H	Mt. St. Mary's	67 44
												145	A	Missouri	62 47
												173	H	Samford	79 49
												179	H	Austin Peay	81 52
												213	H	Stetson	67 48
												269	H	Winthrop	91 36
												279	H	Morehead St.	79 54
												287	A	Ole Miss	94 52
												344	H	Grambling	81 35
LAST 10 Division I															
2	H	South Carolina	58 67	128	H	Florida	62 70								
287	A	Ole Miss	94 52	145	A	Missouri	62 47								
15	H	Mississippi St.	73 62	110	H	Auburn	68 61								
35	A	Arkansas	85 103	31	A	LSU	59 65								
65	H	Alabama	66 62	13	H	Texas A&M	76 54								

Non-Div I Games:

Kentucky

■ Loss, 
 ■ Non-Conf, S Site, 
 ■ Home 
 ■ Away 
 N Neutral

Average RPI Win:	290	WON-LOST	WINNING	LAST 10	STRENGTH OF	OPP. STRENGTH	TEAM	ADJ.	CONF.	ADJ CONF.
Average RPI Loss:	235	RECORD	PCT. RANK	GAMES	SCHEDULE	OF SCHEDULE	RPI	RPI	RPI	RPI
DIV. I ONLY	7- 19	297	4-6	302	349	330	330	30	30	
DIV. I NON-CONF.	1- 10	329	0	267	349	342	342	30	30	
TOTALS	RPI 1-25	RPI 26-50	W-L RECORDS	RPI 51-100	RPI 101-150	RPI 150+				
7- 19	0- 0	0- 0	OVERALL	0- 1	0- 3	7- 15				
5- 10	0- 0	0- 0	HOME	0- 1	0- 2	5- 7				
2- 9	0- 0	0- 0	AWAY	0- 0	0- 1	2- 8				
0- 0	0- 0	0- 0	NEUTRAL	0- 0	0- 0	0- 0				
1- 10	0- 0	0- 0	NON-CONFERENCE	0- 1	0- 0	1- 9				
1- 6	0- 0	0- 0	HOME	0- 1	0- 0	1- 5				
0- 4	0- 0	0- 0	AWAY	0- 0	0- 0	0- 4				
0- 0	0- 0	0- 0	NEUTRAL	0- 0	0- 0	0- 0				
6- 9	0- 0	0- 0	CONFERENCE	0- 0	0- 3	6- 6				
4- 4	0- 0	0- 0	HOME	0- 0	0- 2	4- 2				
2- 5	0- 0	0- 0	AWAY	0- 0	0- 1	2- 4				
0- 0	0- 0	0- 0	NEUTRAL	0- 0	0- 0	0- 0				

RPI 1-25				RPI 26-50				RPI 51-100				RPI 101+				Team's RPI: 330	
RPI	S	Opponent	Score	RPI	S	Opponent	Score	RPI	S	Opponent	Score	RPI	S	Opponent	Score		
								59	H	Stony Brook	49 80	129	H	Robert Morris	59 70		
												140	A	Mt. St. Mary's	57 75		
												140	H	Mt. St. Mary's	57 77		
												174	A	Lafayette	60 65		
												185	A	Merrimack	68 60		
												185	H	Merrimack	63 66		
												202	H	Cleveland St.	49 79		
												209	A	Rhode Island	56 79		
												226	H	Fairfield	51 53		
												237	A	UMass Lowell	56 65		
												275	A	Saint Francis (PA)	71 64		
												275	H	Saint Francis (PA)	71 53		
												280	A	Wagner	61 63		
												294	A	Army West Point	60 67		
												297	H	Vermont	62 73		
												307	H	N.C. Central	59 61		
												310	H	Sacred Heart	66 63		
												311	A	St. Francis Brooklyn	63 88		
												311	H	St. Francis Brooklyn	54 71		
												317	A	Fairleigh Dickinson	50 64		
												317	H	Fairleigh Dickinson	68 63		
												318	H	Hofstra	85 46		
												323	H	Saint Peter's	74 89		
												324	A	Bryant	53 57		
												348	H	Central Conn. St.	63 61		
LAST 10 Division I																	
				275	A	Saint Francis (PA)	71 64					185	H	Merrimack	63 66		
				317	A	Fairleigh Dickinson	50 64					185	A	Merrimack	68 60		
				310	H	Sacred Heart	66 63					275	H	Saint Francis (PA)	71 53		
				311	H	St. Francis Brooklyn	54 71					129	H	Robert Morris	59 70		
				140	H	Mt. St. Mary's	57 77					280	A	Wagner	61 63		

Non-Div I Games:

LIU Brooklyn

■ Loss, 
 ■ Non-Conf, 
 ■ S Site, 
 ■ H Home 
 ■ A Away 
 N Neutral



Average RPI Win:	224	WON-LOST	WINNING	LAST 10	STRENGTH OF	OPP. STRENGTH	TEAM	ADJ.	CONF.	ADJ CONF.
Average RPI Loss:	151	RECORD	PCT. RANK	GAMES	SCHEDULE	OF SCHEDULE	RPI	RPI	RPI	RPI
DIV. I ONLY	6- 22	317	1-9	166	133	293	293	11	11	
DIV. I NON-CONF.	3- 9	279	0	231	248	294	294	12	12	
TOTALS	RPI 1-25	RPI 26-50	W-L RECORDS	RPI 51-100	RPI 101-150	RPI 150+				
6- 22	0- 3	0- 0	OVERALL	0- 3	0- 5	6- 11				
3- 11	0- 1	0- 0	HOME	0- 2	0- 3	3- 5				
3- 9	0- 2	0- 0	AWAY	0- 0	0- 2	3- 5				
0- 2	0- 0	0- 0	NEUTRAL	0- 1	0- 0	0- 1				
3- 9	0- 1	0- 0	NON-CONFERENCE	0- 2	0- 0	3- 6				
1- 4	0- 0	0- 0	HOME	0- 1	0- 0	1- 3				
2- 3	0- 1	0- 0	AWAY	0- 0	0- 0	2- 2				
0- 2	0- 0	0- 0	NEUTRAL	0- 1	0- 0	0- 1				
3- 13	0- 2	0- 0	CONFERENCE	0- 1	0- 5	3- 5				
2- 7	0- 1	0- 0	HOME	0- 1	0- 3	2- 2				
1- 6	0- 1	0- 0	AWAY	0- 0	0- 2	1- 3				
0- 0	0- 0	0- 0	NEUTRAL	0- 0	0- 0	0- 0				

RPI 1-25				RPI 26-50				RPI 51-100				RPI 101+ Team's RPI: 293			
RPI	S	Opponent	Score	RPI	S	Opponent	Score	RPI	S	Opponent	Score	RPI	S	Opponent	Score
11	A	UCLA	52 74					68	H	Yale	65 81	112	H	San Diego	59 67
12	A	Gonzaga	52 78					71	N	Ball St.	72 77	115	A	Pacific	67 76
12	H	Gonzaga	47 75					79	H	BYU	44 59	115	H	Pacific	70 87
												139	A	Portland	49 74
												139	H	Portland	78 89
												166	A	Saint Mary's (CA)	70 86
												166	H	Saint Mary's (CA)	61 70
												170	N	Providence	45 48
												195	A	Pepperdine	84 77
												195	H	Pepperdine	66 77
												199	H	Hawaii	65 51
												204	A	Santa Clara	60 76
												204	H	Santa Clara	75 59
												222	A	New Mexico	73 72
												230	H	Cal St. Fullerton	74 79
												233	A	San Francisco	68 70
												233	H	San Francisco	76 69
												241	H	Georgetown	53 64
												270	A	Tulsa	56 75
												283	H	CSUN	54 56
												289	A	Long Beach St.	70 57
												290	A	UC Irvine	65 80
LAST 10 Division I															
139	H	Portland	78 89	115	H	Pacific	70 87								
12	H	Gonzaga	47 75	166	H	Saint Mary's (CA)	61 70								
195	H	Pepperdine	66 77	12	A	Gonzaga	52 78								
233	A	San Francisco	68 70	139	A	Portland	49 74								
204	A	Santa Clara	60 76	195	A	Pepperdine	84 77								

Non-Div I Games: Cal St. San B'dino 94 46

LMU (CA)

■ Loss, 
 ■ Non-Conf, S Site, 
 ■ Home 
 ■ Away 
 N Neutral

Average RPI Win:	136	WON-LOST	WINNING	LAST 10	STRENGTH OF	OPP. STRENGTH	TEAM	ADJ.	CONF.	ADJ CONF.
Average RPI Loss:	60	RECORD	PCT. RANK	GAMES	SCHEDULE	OF SCHEDULE	RPI	RPI	RPI	RPI
DIV. I ONLY	18- 8	63	5-5	45	28	31	31	4	4	
DIV. I NON-CONF.	10- 2	29	0	124	88	45	45	5	5	
TOTALS	RPI 1-25	RPI 26-50	W-L RECORDS	RPI 51-100	RPI 101-150	RPI 150+				
18- 8	3- 2	2- 1	OVERALL	3- 3	2- 2	8- 0				
11- 2	2- 0	1- 1	HOME	2- 1	1- 0	5- 0				
5- 6	1- 2	1- 0	AWAY	0- 2	1- 2	2- 0				
2- 0	0- 0	0- 0	NEUTRAL	1- 0	0- 0	1- 0				
10- 2	0- 0	2- 1	NON-CONFERENCE	1- 1	0- 0	7- 0				
5- 1	0- 0	1- 1	HOME	0- 0	0- 0	4- 0				
3- 1	0- 0	1- 0	AWAY	0- 1	0- 0	2- 0				
2- 0	0- 0	0- 0	NEUTRAL	1- 0	0- 0	1- 0				
8- 6	3- 2	0- 0	CONFERENCE	2- 2	2- 2	1- 0				
6- 1	2- 0	0- 0	HOME	2- 1	1- 0	1- 0				
2- 5	1- 2	0- 0	AWAY	0- 1	1- 2	0- 0				
0- 0	0- 0	0- 0	NEUTRAL	0- 0	0- 0	0- 0				

RPI	S	Opponent	Score	RPI	S	Opponent	Score	Team's RPI: 31	RPI	S	Opponent	Score	RPI	S	Opponent	Score	RPI	S	Opponent	Score
2	A	South Carolina	48 63	26	H	Florida St.	62 70		55	A	Tennessee	58 63	110	A	Auburn	60 65				
13	A	Texas A&M	57 54	32	A	FGCU	74 63		55	H	Tennessee	75 65	128	A	Florida	77 68				
13	H	Texas A&M	59 58	44	H	Rutgers	64 58		56	A	Oklahoma	68 90	145	A	Missouri	65 69				
15	A	Mississippi St.	60 64						65	H	Alabama	71 60	145	H	Missouri	66 58				
22	H	Kentucky	65 59						70	H	Georgia	56 73	157	A	Tulane	59 54				
									92	N	Michigan St.	58 56	158	H	New Orleans	83 49				
													192	N	Memphis	89 58				
													196	A	Little Rock	65 50				
													239	H	Southeastern La.	62 52				
													266	H	Nicholls St.	63 32				
													287	H	Ole Miss	52 44				
													341	H	Florida A&M	73 45				
LAST 10 Division I																				
70	H	Georgia	56 73	13	H	Texas A&M	59 58													
2	A	South Carolina	48 63	128	A	Florida	77 68													
110	A	Auburn	60 65	55	A	Tennessee	58 63													
55	H	Tennessee	75 65	22	H	Kentucky	65 59													
145	H	Missouri	66 58	15	A	Mississippi St.	60 64													

Non-Div I Games:

LSU

■ Loss, 
 ■ Non-Conf, 
 ■ S Site, 
 ■ Home 
 ■ A Away 
 N Neutral

Average RPI Win: <b>223</b>	WON-LOST	WINNING	LAST 10	STRENGTH OF	OPP. STRENGTH	TEAM	ADJ.	CONF.	ADJ CONF.
Average RPI Loss: <b>108</b>	RECORD	PCT. RANK	GAMES	SCHEDULE	OF SCHEDULE	RPI	RPI	RPI	RPI
DIV. I ONLY	<b>12- 15</b>	<b>206</b>	<b>6-4</b>	<b>121</b>	<b>143</b>	<b>171</b>	<b>171</b>	<b>12</b>	<b>12</b>
DIV. I NON-CONF.	<b>6- 7</b>	<b>182</b>	<b>0</b>	<b>105</b>	<b>230</b>	<b>154</b>	<b>154</b>	<b>11</b>	<b>11</b>
TOTALS	RPI 1-25	RPI 26-50	W-L RECORDS	RPI 51-100	RPI 101-150	RPI 150+			
12- 15	0- 0	0- 1	OVERALL	1- 7	1- 6	10- 1			
5- 8	0- 0	0- 0	HOME	1- 5	0- 3	4- 0			
6- 7	0- 0	0- 1	AWAY	0- 2	1- 3	5- 1			
1- 0	0- 0	0- 0	NEUTRAL	0- 0	0- 0	1- 0			
6- 7	0- 0	0- 1	NON-CONFERENCE	1- 4	0- 1	5- 1			
2- 4	0- 0	0- 0	HOME	1- 3	0- 1	1- 0			
3- 3	0- 0	0- 1	AWAY	0- 1	0- 0	3- 1			
1- 0	0- 0	0- 0	NEUTRAL	0- 0	0- 0	1- 0			
6- 8	0- 0	0- 0	CONFERENCE	0- 3	1- 5	5- 0			
3- 4	0- 0	0- 0	HOME	0- 2	0- 2	3- 0			
3- 4	0- 0	0- 0	AWAY	0- 1	1- 3	2- 0			
0- 0	0- 0	0- 0	NEUTRAL	0- 0	0- 0	0- 0			

RPI 1-25	RPI 26-50	RPI 51-100	RPI 101+	Team's RPI: 171
RPI S Opponent Score	RPI S Opponent Score	RPI S Opponent Score	RPI S Opponent Score	Score
	43  Drexel 31  69	52  Dayton 58  98	102  VCU 61  67	
		53  Penn 49  65	114  Richmond 61  63	
		71  Villanova 69  77	114  Richmond 61  67	
		84  Fordham 45  62	129  Robert Morris 68  71	
		90  Temple 69  72	134  Duquesne 56  82	
		91  Rider 43  70	141  George Washington 61 54	
		93  Saint Louis 61  77	148  Massachusetts 62  76	
		97  Harvard 75 69	175  Norfolk St. 55 52	
			203  Penn St. 69 67	
			209  Rhode Island 54 42	
			225  Saint Joseph's 59 53	
			225  Saint Joseph's 67 59	
			232  George Mason 77 65	
			249  Howard 78 62	
			288 N UMBC 74 58	
			296  St. Bonaventure 67 61	
			306  Navy 46  61	
			331  Coppin St. 79 46	
LAST 10 Division I				
209  Rhode Island 54 42	84  Fordham 45  62			
102  VCU 61  67	232  George Mason 77 65			
225  Saint Joseph's 59 53	225  Saint Joseph's 67 59			
141  George Washington 61 54	114  Richmond 61  63			
114  Richmond 61  67	296  St. Bonaventure 67 61			

Non-Div I Games:

La Salle

Average RPI Win:	315	WON-LOST	WINNING	LAST 10	STRENGTH OF	OPP. STRENGTH	TEAM	ADJ.	CONF.	ADJ CONF.
Average RPI Loss:	229	RECORD	PCT. RANK	GAMES	SCHEDULE	OF SCHEDULE	RPI	RPI	RPI	RPI
DIV. I ONLY	3- 22	333	1-9	346	298	350	350	21	21	
DIV. I NON-CONF.	2- 9	304	0	348	340	351	351	20	20	
TOTALS	RPI 1-25	RPI 26-50	W-L RECORDS	RPI 51-100	RPI 101-150	RPI 150+				
3- 22	0- 0	0- 2	OVERALL	0- 0	0- 2	3- 18				
2- 10	0- 0	0- 1	HOME	0- 0	0- 0	2- 9				
1- 12	0- 0	0- 1	AWAY	0- 0	0- 2	1- 9				
0- 0	0- 0	0- 0	NEUTRAL	0- 0	0- 0	0- 0				
2- 9	0- 0	0- 0	NON-CONFERENCE	0- 0	0- 1	2- 8				
2- 3	0- 0	0- 0	HOME	0- 0	0- 0	2- 3				
0- 6	0- 0	0- 0	AWAY	0- 0	0- 1	0- 5				
0- 0	0- 0	0- 0	NEUTRAL	0- 0	0- 0	0- 0				
1- 13	0- 0	0- 2	CONFERENCE	0- 0	0- 1	1- 10				
0- 7	0- 0	0- 1	HOME	0- 0	0- 0	0- 6				
1- 6	0- 0	0- 1	AWAY	0- 0	0- 1	1- 4				
0- 0	0- 0	0- 0	NEUTRAL	0- 0	0- 0	0- 0				

RPI S	Opponent	Score	RPI S	Opponent	Score	RPI S	Opponent	Score	RPI S	Opponent	Score	Team's RPI: 350
47	A Troy	65 77	47	H Troy	65 72	105	A UT Arlington	34 72	135	A Texas Tech	38 83	
						196	H Little Rock	50 70	205	H Southern Miss.	42 57	
						208	A Louisiana	55 68	208	H Louisiana	49 62	
						211	A Tennessee Tech	68 75	239	H Southeastern La.	52 65	
						247	A South Alabama	63 72	247	H South Alabama	39 73	
						256	A Texas St.	58 55	258	H Arkansas St.	53 54	
						259	A North Texas	51 63	266	A Nicholls St.	59 74	
						287	A Ole Miss	42 66	298	A Ga. Southern	47 64	
						298	H Ga. Southern	66 72	313	A Georgia St.	52 68	
						313	H Georgia St.	43 52	316	H Houston Baptist	65 72	
						338	H Northwestern St.	63 54	342	A McNeese	69 72	
						351	H Mississippi Val.	74 66				
LAST 10 Division I												
208	H Louisiana	49 62	258	H Arkansas St.	53 54							
313	H Georgia St.	43 52	208	A Louisiana	55 68							
298	H Ga. Southern	66 72	196	H Little Rock	50 70							
247	H South Alabama	39 73	105	A UT Arlington	34 72							
47	A Troy	65 77	256	A Texas St.	58 55							

Non-Div I Games:

La.-Monroe

■ Loss, 
 ■ Non-Conf, 
 ■ S Site, 
 ■ H Home 
 ■ A Away 
 N Neutral

Lafayette

Through Games Of Feb. 24, 2020

Average RPI Win:	241	WON-LOST	WINNING	LAST 10	STRENGTH OF	OPP. STRENGTH	TEAM	ADJ.	CONF.	ADJ CONF.
Average RPI Loss:	141	RECORD	PCT. RANK	GAMES	SCHEDULE	OF SCHEDULE	RPI	RPI	RPI	RPI
DIV. I ONLY	13- 12	164	7-3	195	232	174	174	15	15	
DIV. I NON-CONF.	4- 6	212	0	258	335	270	270	15	15	
TOTALS	RPI 1-25	RPI 26-50	W-L RECORDS	RPI 51-100	RPI 101-150	RPI 150+				
13- 12	0- 0	0- 0	OVERALL	1- 4	2- 5	10- 3				
9- 3	0- 0	0- 0	HOME	1- 0	2- 2	6- 1				
4- 9	0- 0	0- 0	AWAY	0- 4	0- 3	4- 2				
0- 0	0- 0	0- 0	NEUTRAL	0- 0	0- 0	0- 0				
4- 6	0- 0	0- 0	NON-CONFERENCE	0- 2	0- 1	4- 3				
3- 2	0- 0	0- 0	HOME	0- 0	0- 1	3- 1				
1- 4	0- 0	0- 0	AWAY	0- 2	0- 0	1- 2				
0- 0	0- 0	0- 0	NEUTRAL	0- 0	0- 0	0- 0				
9- 6	0- 0	0- 0	CONFERENCE	1- 2	2- 4	6- 0				
6- 1	0- 0	0- 0	HOME	1- 0	2- 1	3- 0				
3- 5	0- 0	0- 0	AWAY	0- 2	0- 3	3- 0				
0- 0	0- 0	0- 0	NEUTRAL	0- 0	0- 0	0- 0				

RPI S	Opponent	Score	RPI S	Opponent	Score	RPI S	Opponent	Score	RPI S	Opponent	Score	Team's RPI: 174
						60	A Bucknell	36 50	124	A Holy Cross	56 57	
						63	A St. John's (NY)	44 76	124	H Holy Cross	49 57	
						77	A Seton Hall	50 74	133	A Lehigh	66 73	
						88	A Colgate	52 73	133	H Lehigh	61 53	
						88	H Colgate	55 39	134	H Duquesne	65 73	
									136	A Boston U.	40 47	
									136	H Boston U.	59 57	
									167	A Binghamton	64 74	
									182	A American	67 52	
									206	H Manhattan	60 53	
									264	A Loyola Maryland	76 65	
									264	H Loyola Maryland	55 52	
									288	H UMBC	58 65	
									294	A Army West Point	57 52	
									294	H Army West Point	67 58	
									299	A Monmouth	44 52	
									306	H Navy	79 52	
									317	H Fairleigh Dickinson	61 29	
									319	A Albany (NY)	54 47	
									330	H LIU Brooklyn	65 60	
LAST 10 Division I												
			264	A Loyola Maryland	76 65		182	A American	67 52			
			136	A Boston U.	40 47		88	H Colgate	55 39			
			124	H Holy Cross	49 57		133	H Lehigh	61 53			
			294	H Army West Point	67 58		294	A Army West Point	57 52			
			133	A Lehigh	66 73		306	H Navy	79 52			

Non-Div I Games:

Lafayette

Loss, Non-Conf, S Site, H Home A Away N Neutral

Average RPI Win:	267	WON-LOST	WINNING	LAST 10	STRENGTH OF	OPP. STRENGTH	TEAM	ADJ.	CONF.	ADJ CONF.
Average RPI Loss:	157	RECORD	PCT. RANK	GAMES	SCHEDULE	OF SCHEDULE	RPI	RPI	RPI	RPI
DIV. I ONLY	7- 17	294	1-9	154	270	271	271	23	23	
DIV. I NON-CONF.	2- 5	259	0	34	123	160	160	24	24	
TOTALS	RPI 1-25	RPI 26-50	W-L RECORDS	RPI 51-100	RPI 101-150	RPI 150+				
7- 17	0- 2	0- 1	OVERALL	0- 3	1- 2	6- 9				
3- 8	0- 0	0- 0	HOME	0- 2	0- 1	3- 5				
3- 9	0- 2	0- 1	AWAY	0- 1	0- 1	3- 4				
1- 0	0- 0	0- 0	NEUTRAL	0- 0	1- 0	0- 0				
2- 5	0- 2	0- 1	NON-CONFERENCE	0- 0	1- 0	1- 2				
1- 1	0- 0	0- 0	HOME	0- 0	0- 0	1- 1				
0- 4	0- 2	0- 1	AWAY	0- 0	0- 0	0- 1				
1- 0	0- 0	0- 0	NEUTRAL	0- 0	1- 0	0- 0				
5- 12	0- 0	0- 0	CONFERENCE	0- 3	0- 2	5- 7				
2- 7	0- 0	0- 0	HOME	0- 2	0- 1	2- 4				
3- 5	0- 0	0- 0	AWAY	0- 1	0- 1	3- 3				
0- 0	0- 0	0- 0	NEUTRAL	0- 0	0- 0	0- 0				

RPI 1-25				RPI 26-50				RPI 51-100				RPI 101+ Team's RPI: 271			
RPI	S	Opponent	Score	RPI	S	Opponent	Score	RPI	S	Opponent	Score	RPI	S	Opponent	Score
4	A	Baylor	28 90	46	A	Oklahoma St.	53 74	95	A	A&M-Corpus Christi	39 49	118	A	Abilene Christian	72 78
23	A	NC State	40 81					95	H	A&M-Corpus Christi	56 64	118	H	Abilene Christian	49 75
								96	H	SFA	53 54	123	N	Idaho	47 44
												154	A	Sam Houston St.	47 68
												154	H	Sam Houston St.	68 75
												158	H	New Orleans	57 62
												208	H	Louisiana	63 74
												239	A	Southeastern La.	65 57
												242	H	Denver	71 59
												243	A	Central Ark.	29 53
												257	H	Incarnate Word	48 67
												266	A	Nicholls St.	84 78
												266	H	Nicholls St.	60 62
												314	A	Cal Poly	56 57
												316	A	Houston Baptist	59 72
												316	H	Houston Baptist	60 53
												338	H	Northwestern St.	61 58
												342	A	McNeese	87 69
LAST 10 Division I															
				95	H	A&M-Corpus Christi	56 64	243	A	Central Ark.	29 53				
				154	H	Sam Houston St.	68 75	342	A	McNeese	87 69				
				316	A	Houston Baptist	59 72	96	H	SFA	53 54				
				266	H	Nicholls St.	60 62	257	H	Incarnate Word	48 67				
				118	H	Abilene Christian	49 75	95	A	A&M-Corpus Christi	39 49				

Non-Div I Games: Howard Payne 96 36 LeTourneau 90 38

Lamar University

Loss, Non-Conf, S Site, H Home A Away N Neutral

Average RPI Win:	229	WON-LOST	WINNING	LAST 10	STRENGTH OF	OPP. STRENGTH	TEAM	ADJ.	CONF.	ADJ CONF.
Average RPI Loss:	105	RECORD	PCT. RANK	GAMES	SCHEDULE	OF SCHEDULE	RPI	RPI	RPI	RPI
DIV. I ONLY	15- 10	105	3-7	175	188	133	133	15	15	
DIV. I NON-CONF.	7- 3	80	0	149	244	79	79	15	15	
TOTALS	RPI 1-25	RPI 26-50	W-L RECORDS	RPI 51-100	RPI 101-150	RPI 150+				
15- 10	0- 0	0- 0	OVERALL	1- 6	3- 2	11- 2				
7- 4	0- 0	0- 0	HOME	1- 2	2- 1	4- 1				
8- 4	0- 0	0- 0	AWAY	0- 2	1- 1	7- 1				
0- 2	0- 0	0- 0	NEUTRAL	0- 2	0- 0	0- 0				
7- 3	0- 0	0- 0	NON-CONFERENCE	1- 3	2- 0	4- 0				
3- 0	0- 0	0- 0	HOME	1- 0	1- 0	1- 0				
4- 1	0- 0	0- 0	AWAY	0- 1	1- 0	3- 0				
0- 2	0- 0	0- 0	NEUTRAL	0- 2	0- 0	0- 0				
8- 7	0- 0	0- 0	CONFERENCE	0- 3	1- 2	7- 2				
4- 4	0- 0	0- 0	HOME	0- 2	1- 1	3- 1				
4- 3	0- 0	0- 0	AWAY	0- 1	0- 1	4- 1				
0- 0	0- 0	0- 0	NEUTRAL	0- 0	0- 0	0- 0				

RPI S	Opponent	Score	RPI S	Opponent	Score	RPI S	Opponent	Score	RPI S	Opponent	Score	Team's RPI: 133
						60	A Bucknell	56 67	124	A Holy Cross	62 65	
						60	H Bucknell	50 71	124	H Holy Cross	57 74	
						71	N Ball St.	52 54	136	H Boston U.	51 34	
						77	H Seton Hall	75 68	140	A Mt. St. Mary's	66 65	
						84	N Fordham	57 59	141	H George Washington	59 53	
						85	A Minnesota	49 77	174	A Lafayette	53 61	
						88	H Colgate	73 82	174	H Lafayette	73 66	
									182	A American	64 63	
									182	H American	56 64	
									185	A Merrimack	72 68	
									262	A Delaware St.	68 38	
									264	A Loyola Maryland	55 53	
									294	A Army West Point	94 65	
									294	H Army West Point	89 72	
									306	A Navy	60 53	
									306	H Navy	70 40	
									323	A Saint Peter's	80 71	
									348	H Central Conn. St.	70 51	
LAST 10 Division I												
			60	A Bucknell	56 67	294	A Army West Point	94 65				
			88	H Colgate	73 82	182	H American	56 64				
			294	H Army West Point	89 72	174	A Lafayette	53 61				
			124	A Holy Cross	62 65	124	H Holy Cross	57 74				
			174	H Lafayette	73 66	60	H Bucknell	50 71				

Non-Div I Games: Bloomsburg 91 43

Lehigh

■ Loss, 
 ■ Non-Conf, 
 ■ S Site, 
 ■ H Home 
 ■ A Away 
 N Neutral

Average RPI Win: <b>207</b>	WON-LOST	WINNING	LAST 10	STRENGTH OF	OPP. STRENGTH	TEAM	ADJ.	CONF.	ADJ CONF.
Average RPI Loss: <b>112</b>	RECORD	PCT. RANK	GAMES	SCHEDULE	OF SCHEDULE	RPI	RPI	RPI	RPI
DIV. I ONLY	<b>16- 11</b>	<b>118</b>	<b>7-3</b>	<b>92</b>	<b>184</b>	<b>104</b>	<b>104</b>	<b>16</b>	<b>16</b>
DIV. I NON-CONF.	<b>7- 6</b>	<b>161</b>	<b>0</b>	<b>66</b>	<b>184</b>	<b>97</b>	<b>97</b>	<b>14</b>	<b>14</b>
TOTALS	RPI 1-25	RPI 26-50	W-L RECORDS	RPI 51-100	RPI 101-150	RPI 150+			
16- 11	0- 1	1- 4	OVERALL	0- 0	2- 2	13- 4			
7- 5	0- 0	0- 1	HOME	0- 0	1- 1	6- 3			
7- 5	0- 0	0- 3	AWAY	0- 0	1- 1	6- 1			
2- 1	0- 1	1- 0	NEUTRAL	0- 0	0- 0	1- 0			
7- 6	0- 1	1- 2	NON-CONFERENCE	0- 0	1- 1	5- 2			
1- 3	0- 0	0- 0	HOME	0- 0	0- 1	1- 2			
4- 2	0- 0	0- 2	AWAY	0- 0	1- 0	3- 0			
2- 1	0- 1	1- 0	NEUTRAL	0- 0	0- 0	1- 0			
9- 5	0- 0	0- 2	CONFERENCE	0- 0	1- 1	8- 2			
6- 2	0- 0	0- 1	HOME	0- 0	1- 0	5- 1			
3- 3	0- 0	0- 1	AWAY	0- 0	0- 1	3- 1			
0- 0	0- 0	0- 0	NEUTRAL	0- 0	0- 0	0- 0			

RPI 1-25				RPI 26-50				RPI 51-100				RPI 101+ Team's RPI: 104			
RPI	S	Opponent	Score	RPI	S	Opponent	Score	RPI	S	Opponent	Score	RPI	S	Opponent	Score
17	N	Oregon St.	55 68	32	A	FGCU	57 64					132	H	UNC Greensboro	53 58
				32	H	FGCU	65 74					142	A	Hampton	83 59
				36	N	Bradley	75 63					146	A	North Florida	50 65
				38	A	Virginia Tech	69 73					146	H	North Florida	76 54
				40	A	James Madison	53 76					156	A	North Ala.	75 86
												156	H	North Ala.	71 76
												169	A	Jacksonville	65 59
												169	H	Jacksonville	85 76
												175	A	Norfolk St.	67 48
												196	H	Chattanooga	54 71
												198	N	Miami (OH)	65 53
												210	A	UMKC	68 44
												213	A	Stetson	57 48
												213	H	Stetson	73 53
												216	H	Kennesaw St.	76 66
												245	H	East Carolina	81 66
												252	H	Lipscomb	64 60
												275	A	Saint Francis (PA)	71 52
												291	H	ETSU	62 63
												326	A	NJIT	67 53
												326	H	NJIT	66 48
LAST 10 Division I															
				146	H	North Florida	76 54					216	H	Kennesaw St.	76 66
				213	H	Stetson	73 53					32	H	FGCU	65 74
				326	H	NJIT	66 48					146	A	North Florida	50 65
				169	A	Jacksonville	65 59					213	A	Stetson	57 48
				156	A	North Ala.	75 86					252	H	Lipscomb	64 60

Non-Div I Games:

Liberty

■ Loss, 
■ Non-Conf, 
■ S Site, 
■ H Home 
■ A Away 
N Neutral



Average RPI Win: <b>255</b>	WON-LOST	WINNING	LAST 10	STRENGTH OF	OPP. STRENGTH	TEAM	ADJ.	CONF.	ADJ CONF.
Average RPI Loss: <b>137</b>	RECORD	PCT. RANK	GAMES	SCHEDULE	OF SCHEDULE	RPI	RPI	RPI	RPI
DIV. I ONLY	6- 21	315	3-7	88	227	252	252	16	16
DIV. I NON-CONF.	2- 10	313	0	45	290	238	238	14	14
TOTALS	RPI 1-25	RPI 26-50	W-L RECORDS	RPI 51-100	RPI 101-150	RPI 150+			
6- 21	0- 0	0- 3	OVERALL	0- 5	1- 2	5- 11			
2- 9	0- 0	0- 1	HOME	0- 1	0- 1	2- 6			
4- 10	0- 0	0- 2	AWAY	0- 2	1- 1	3- 5			
0- 2	0- 0	0- 0	NEUTRAL	0- 2	0- 0	0- 0			
2- 10	0- 0	0- 1	NON-CONFERENCE	0- 5	0- 0	2- 4			
1- 3	0- 0	0- 0	HOME	0- 1	0- 0	1- 2			
1- 5	0- 0	0- 1	AWAY	0- 2	0- 0	1- 2			
0- 2	0- 0	0- 0	NEUTRAL	0- 2	0- 0	0- 0			
4- 11	0- 0	0- 2	CONFERENCE	0- 0	1- 2	3- 7			
1- 6	0- 0	0- 1	HOME	0- 0	0- 1	1- 4			
3- 5	0- 0	0- 1	AWAY	0- 0	1- 1	2- 3			
0- 0	0- 0	0- 0	NEUTRAL	0- 0	0- 0	0- 0			

RPI S	Opponent	Score	RPI S	Opponent	Score	RPI S	Opponent	Score	RPI S	Opponent	Score	Team's RPI: 252
32	A FGCU	56 <b>82</b>	32	H FGCU	45 <b>78</b>	52	A Dayton	60 <b>82</b>	104	A Liberty	60 <b>64</b>	
50	A UT Martin	67 <b>83</b>				57	H Belmont	68 <b>69</b>	146	A North Florida	73 66	
						58	A Middle Tenn.	49 <b>70</b>	146	H North Florida	60 <b>68</b>	
						61	N Marist	63 <b>74</b>	156	A North Ala.	58 <b>91</b>	
						91	N Rider	76 <b>81</b>	156	H North Ala.	72 <b>84</b>	
									169	A Jacksonville	53 <b>76</b>	
									169	H Jacksonville	64 <b>73</b>	
									186	H Northern Ky.	71 69	
									211	A Tennessee Tech	58 <b>78</b>	
									213	A Stetson	65 59	
									213	H Stetson	34 <b>48</b>	
									214	H Eastern Ill.	56 <b>66</b>	
									216	A Kennesaw St.	60 <b>88</b>	
									216	H Kennesaw St.	66 <b>74</b>	
									229	H Murray St.	57 <b>67</b>	
									253	A Jacksonville St.	63 <b>65</b>	
									326	A NJIT	65 57	
									326	H NJIT	68 66	
									334	A Tennessee St.	74 64	
LAST 10 Division I												
169	A Jacksonville	53 <b>76</b>	216	A Kennesaw St.	60 <b>88</b>							
146	A North Florida	73 66	213	H Stetson	34 <b>48</b>							
326	H NJIT	68 66	169	H Jacksonville	64 <b>73</b>							
32	H FGCU	45 <b>78</b>	146	H North Florida	60 <b>68</b>							
156	A North Ala.	58 <b>91</b>	326	A NJIT	65 57							

Non-Div I Games: Queens (NC) 86 45

Lipscomb

■ Loss, 
 ■ Non-Conf, 
 ■ S Site, 
 ■ Home 
 ■ A Away 
 N Neutral

Little Rock

Through Games Of Feb. 24, 2020

Average RPI Win:	271	WON-LOST	WINNING	LAST 10	STRENGTH OF	OPP. STRENGTH	TEAM	ADJ.	CONF.	ADJ CONF.
Average RPI Loss:	117	RECORD	PCT. RANK	GAMES	SCHEDULE	OF SCHEDULE	RPI	RPI	RPI	RPI
DIV. I ONLY	11- 15	222	6-4	149	180	196	196	21	21	
DIV. I NON-CONF.	2- 9	304	0	43	48	236	236	20	20	
TOTALS	RPI 1-25	RPI 26-50	W-L RECORDS	RPI 51-100	RPI 101-150	RPI 150+				
11- 15	0- 2	0- 4	OVERALL	0- 2	0- 2	11- 5				
6- 6	0- 0	0- 1	HOME	0- 1	0- 1	6- 3				
5- 9	0- 2	0- 3	AWAY	0- 1	0- 1	5- 2				
0- 0	0- 0	0- 0	NEUTRAL	0- 0	0- 0	0- 0				
2- 9	0- 2	0- 3	NON-CONFERENCE	0- 1	0- 0	2- 3				
2- 3	0- 0	0- 1	HOME	0- 0	0- 0	2- 2				
0- 6	0- 2	0- 2	AWAY	0- 1	0- 0	0- 1				
0- 0	0- 0	0- 0	NEUTRAL	0- 0	0- 0	0- 0				
9- 6	0- 0	0- 1	CONFERENCE	0- 1	0- 2	9- 2				
4- 3	0- 0	0- 0	HOME	0- 1	0- 1	4- 1				
5- 3	0- 0	0- 1	AWAY	0- 0	0- 1	5- 1				
0- 0	0- 0	0- 0	NEUTRAL	0- 0	0- 0	0- 0				

RPI 1-25				RPI 26-50				RPI 51-100				RPI 101+ Team's RPI: 196			
RPI	S	Opponent	Score	RPI	S	Opponent	Score	RPI	S	Opponent	Score	RPI	S	Opponent	Score
13	A	Texas A&M	35 78	31	H	LSU	50 65	66	A	Rice	40 66	105	A	UT Arlington	58 65
15	A	Mississippi St.	50 89	33	A	Western Ky.	58 77	78	H	Coastal Caro.	48 68	105	H	UT Arlington	46 62
				35	A	Arkansas	53 86					192	H	Memphis	50 68
				47	A	Troy	59 77					200	A	Fla. Atlantic	72 79
												208	A	Louisiana	59 44
												236	H	Appalachian St.	68 63
												243	H	Central Ark.	63 48
												247	A	South Alabama	69 58
												256	A	Texas St.	78 66
												256	H	Texas St.	47 50
												258	H	Arkansas St.	67 58
												265	H	Louisiana Tech	38 43
												270	H	Tulsa	63 51
												298	A	Ga. Southern	65 49
												298	H	Ga. Southern	58 46
												313	A	Georgia St.	43 58
												313	H	Georgia St.	66 46
												350	A	La.-Monroe	70 50
LAST 10 Division I															
				247	A	South Alabama	69 58					298	A	Ga. Southern	65 49
				47	A	Troy	59 77					208	A	Louisiana	59 44
				105	H	UT Arlington	46 62					236	H	Appalachian St.	68 63
				256	H	Texas St.	47 50					350	A	La.-Monroe	70 50
				313	A	Georgia St.	43 58					258	H	Arkansas St.	67 58

Non-Div I Games:

Little Rock

Loss, Non-Conf, S Site, H Home A Away N Neutral

Average RPI Win:	265	WON-LOST	WINNING	LAST 10	STRENGTH OF	OPP. STRENGTH	TEAM	ADJ.	CONF.	ADJ CONF.
Average RPI Loss:	207	RECORD	PCT. RANK	GAMES	SCHEDULE	OF SCHEDULE	RPI	RPI	RPI	RPI
DIV. I ONLY	10- 14	224	5-5	339	191	289	289	28	28	
DIV. I NON-CONF.	4- 8	235	0	308	53	279	279	26	26	
TOTALS	RPI 1-25	RPI 26-50	W-L RECORDS	RPI 51-100	RPI 101-150	RPI 150+				
10- 14	0- 2	0- 0	OVERALL	0- 1	0- 1	10- 10				
6- 4	0- 1	0- 0	HOME	0- 0	0- 0	6- 3				
2- 10	0- 1	0- 0	AWAY	0- 1	0- 1	2- 7				
2- 0	0- 0	0- 0	NEUTRAL	0- 0	0- 0	2- 0				
4- 8	0- 2	0- 0	NON-CONFERENCE	0- 1	0- 1	4- 4				
1- 3	0- 1	0- 0	HOME	0- 0	0- 0	1- 2				
1- 5	0- 1	0- 0	AWAY	0- 1	0- 1	1- 2				
2- 0	0- 0	0- 0	NEUTRAL	0- 0	0- 0	2- 0				
6- 6	0- 0	0- 0	CONFERENCE	0- 0	0- 0	6- 6				
5- 1	0- 0	0- 0	HOME	0- 0	0- 0	5- 1				
1- 5	0- 0	0- 0	AWAY	0- 0	0- 0	1- 5				
0- 0	0- 0	0- 0	NEUTRAL	0- 0	0- 0	0- 0				

RPI 1-25				RPI 26-50				RPI 51-100				RPI 101+ Team's RPI: 289			
RPI	S	Opponent	Score	RPI	S	Opponent	Score	RPI	S	Opponent	Score	RPI	S	Opponent	Score
1	H	Oregon	45 81					83	A	Southern California	40 57	137	A	California	45 68
11	A	UCLA	51 86									161	A	UC Davis	55 57
												199	A	Hawaii	44 68
												199	H	Hawaii	62 55
												203	N	Penn St.	64 56
												204	A	Santa Clara	54 46
												230	A	Cal St. Fullerton	65 69
												255	H	UC Santa Barbara	59 53
												281	H	Air Force	74 68
												282	H	Utah St.	48 56
												283	H	CSUN	60 52
												290	A	UC Irvine	56 46
												290	H	UC Irvine	61 70
												293	H	LMU (CA)	57 70
												295	A	California Baptist	70 79
												301	A	UC Riverside	57 58
												301	H	UC Riverside	73 67
												304	A	Seattle U	54 66
												314	A	Cal Poly	41 61
												314	H	Cal Poly	72 69
												315	N	UTRGV	69 65
LAST 10 Division I															
290	H	UC Irvine	61 70	301	H	UC Riverside	73 67								
301	A	UC Riverside	57 58	290	A	UC Irvine	56 46								
255	H	UC Santa Barbara	59 53	199	H	Hawaii	62 55								
314	A	Cal Poly	41 61	283	H	CSUN	60 52								
199	A	Hawaii	44 68	161	A	UC Davis	55 57								

Non-Div I Games: Westcliff 94 47 Bethesda (CA) 90 43

Long Beach St.

Loss, Non-Conf, S Site, H Home A Away N Neutral

Average RPI Win:	275	WON-LOST	WINNING	LAST 10	STRENGTH OF	OPP. STRENGTH	TEAM	ADJ.	CONF.	ADJ CONF.
Average RPI Loss:	181	RECORD	PCT. RANK	GAMES	SCHEDULE	OF SCHEDULE	RPI	RPI	RPI	RPI
DIV. I ONLY	10- 15	234	2-8	238	316	260	260	25	25	
DIV. I NON-CONF.	4- 5	195	0	286	249	253	253	27	27	
TOTALS	RPI 1-25	RPI 26-50	W-L RECORDS	RPI 51-100	RPI 101-150	RPI 150+				
10- 15	0- 0	0- 1	OVERALL	0- 0	0- 5	10- 9				
6- 6	0- 0	0- 0	HOME	0- 0	0- 2	6- 4				
4- 9	0- 0	0- 1	AWAY	0- 0	0- 3	4- 5				
0- 0	0- 0	0- 0	NEUTRAL	0- 0	0- 0	0- 0				
4- 5	0- 0	0- 1	NON-CONFERENCE	0- 0	0- 1	4- 3				
3- 1	0- 0	0- 0	HOME	0- 0	0- 0	3- 1				
1- 4	0- 0	0- 1	AWAY	0- 0	0- 1	1- 2				
0- 0	0- 0	0- 0	NEUTRAL	0- 0	0- 0	0- 0				
6- 10	0- 0	0- 0	CONFERENCE	0- 0	0- 4	6- 6				
3- 5	0- 0	0- 0	HOME	0- 0	0- 2	3- 3				
3- 5	0- 0	0- 0	AWAY	0- 0	0- 2	3- 3				
0- 0	0- 0	0- 0	NEUTRAL	0- 0	0- 0	0- 0				

RPI 1-25			RPI 26-50			RPI 51-100			RPI 101+ Team's RPI: 260		
RPI	S	Opponent	Score	RPI	S	Opponent	Score	RPI	S	Opponent	Score
40	A	James Madison	53 93					109	A	Campbell	76 81
								109	H	Campbell	55 70
								128	A	Florida	54 71
								142	A	Hampton	55 73
								142	H	Hampton	76 90
								175	A	Norfolk St.	46 49
								184	H	High Point	69 76
								194	A	Gardner-Webb	70 73
								194	H	Gardner-Webb	80 70
								201	A	Radford	76 88
								201	H	Radford	61 62
								219	H	Brown	86 76
								245	H	East Carolina	61 64
								250	A	UNC Asheville	54 51
								250	H	UNC Asheville	73 56
								262	H	Delaware St.	78 62
								269	A	Winthrop	63 74
								273	A	Wofford	76 79
								274	H	UNCW	59 58
								305	A	Presbyterian	71 60
								305	H	Presbyterian	77 82
								325	A	UMES	71 62
								327	A	USC Upstate	70 62
								345	H	Charleston So.	84 64
LAST 10 Division I											
109	A	Campbell	76 81	250	A	UNC Asheville	54 51				
201	A	Radford	76 88	142	A	Hampton	55 73				
142	H	Hampton	76 90	250	H	UNC Asheville	73 56				
194	A	Gardner-Webb	70 73	269	A	Winthrop	63 74				
305	H	Presbyterian	77 82	184	H	High Point	69 76				

Non-Div I Games:

Longwood

■ Loss, 
 ■ Non-Conf, 
 S Site, 
 ■ Home 
 ■ Away 
 N Neutral

## Louisiana

Through Games Of Feb. 24, 2020

Average RPI Win:	263	WON-LOST	WINNING	LAST 10	STRENGTH OF	OPP. STRENGTH	TEAM	ADJ.	CONF.	ADJ CONF.
Average RPI Loss:	179	RECORD	PCT. RANK	GAMES	SCHEDULE	OF SCHEDULE	RPI	RPI	RPI	RPI
DIV. I ONLY	13- 10	141	5-5	306	270	208	208	21	21	
DIV. I NON-CONF.	5- 4	140	0	249	260	159	159	20	20	
TOTALS	RPI 1-25	RPI 26-50	W-L RECORDS	RPI 51-100	RPI 101-150	RPI 150+				
13- 10	0- 1	1- 1	OVERALL	0- 0	0- 1	12- 7				
6- 4	0- 1	0- 1	HOME	0- 0	0- 0	6- 2				
7- 6	0- 0	1- 0	AWAY	0- 0	0- 1	6- 5				
0- 0	0- 0	0- 0	NEUTRAL	0- 0	0- 0	0- 0				
5- 4	0- 1	0- 0	NON-CONFERENCE	0- 0	0- 0	5- 3				
2- 1	0- 1	0- 0	HOME	0- 0	0- 0	2- 0				
3- 3	0- 0	0- 0	AWAY	0- 0	0- 0	3- 3				
0- 0	0- 0	0- 0	NEUTRAL	0- 0	0- 0	0- 0				
8- 6	0- 0	1- 1	CONFERENCE	0- 0	0- 1	7- 4				
4- 3	0- 0	0- 1	HOME	0- 0	0- 0	4- 2				
4- 3	0- 0	1- 0	AWAY	0- 0	0- 1	3- 2				
0- 0	0- 0	0- 0	NEUTRAL	0- 0	0- 0	0- 0				

RPI 1-25			RPI 26-50			RPI 51-100			RPI 101+			Team's RPI: 208
RPI	S	Opponent	Score	RPI	S	Opponent	Score	RPI	S	Opponent	Score	
15	H	Mississippi St.	48 64	47	A	Troy	79 73	105	A	UT Arlington	52 79	
				47	H	Troy	64 67	152	A	Jackson St.	54 65	
								154	A	Sam Houston St.	73 77	
								158	A	New Orleans	65 60	
								196	H	Little Rock	44 59	
								239	H	Southeastern La.	60 50	
								247	A	South Alabama	63 78	
								247	H	South Alabama	73 68	
								256	A	Texas St.	73 67	
								258	H	Arkansas St.	83 43	
								259	A	North Texas	66 69	
								271	A	Lamar University	74 63	
								287	A	Ole Miss	53 42	
								298	A	Ga. Southern	67 83	
								298	H	Ga. Southern	72 60	
								313	A	Georgia St.	75 65	
								313	H	Georgia St.	53 61	
								342	H	McNeese	75 55	
								350	A	La.-Monroe	62 49	
								350	H	La.-Monroe	68 55	
LAST 10 Division I												
350	A	La.-Monroe	62 49	196	H	Little Rock	44 59					
298	H	Ga. Southern	72 60	350	H	La.-Monroe	68 55					
313	H	Georgia St.	53 61	258	H	Arkansas St.	83 43					
47	H	Troy	64 67	256	A	Texas St.	73 67					
247	A	South Alabama	63 78	105	A	UT Arlington	52 79					

Non-Div I Games: Loyola (LA) 67 51 Xavier (LA) 62 49

Louisiana

Loss, Non-Conf, S Site, H Home A Away N Neutral

Housatonic Team				Through Games Of Feb. 17, 1910						
Average RPI Win:	244	WON-LOST	WINNING	LAST 10	STRENGTH OF	OPP. STRENGTH	TEAM	ADJ.	CONF.	ADJ CONF.
Average RPI Loss:	163	RECORD	PCT. RANK	GAMES	SCHEDULE	OF SCHEDULE	RPI	RPI	RPI	RPI
DIV. I ONLY	11- 13	203	4-6	296	157	265	265	13	13	
DIV. I NON-CONF.	6- 3	90	0	347	253	256	256	16	16	
TOTALS	RPI 1-25	RPI 26-50	W-L RECORDS	RPI 51-100	RPI 101-150	RPI 150+				
11- 13	0- 0	0- 3	OVERALL	1- 1	0- 1	10- 8				
9- 5	0- 0	0- 1	HOME	1- 0	0- 1	8- 3				
2- 8	0- 0	0- 2	AWAY	0- 1	0- 0	2- 5				
0- 0	0- 0	0- 0	NEUTRAL	0- 0	0- 0	0- 0				
6- 3	0- 0	0- 0	NON-CONFERENCE	0- 0	0- 0	6- 3				
5- 1	0- 0	0- 0	HOME	0- 0	0- 0	5- 1				
1- 2	0- 0	0- 0	AWAY	0- 0	0- 0	1- 2				
0- 0	0- 0	0- 0	NEUTRAL	0- 0	0- 0	0- 0				
5- 10	0- 0	0- 3	CONFERENCE	1- 1	0- 1	4- 5				
4- 4	0- 0	0- 1	HOME	1- 0	0- 1	3- 2				
1- 6	0- 0	0- 2	AWAY	0- 1	0- 0	1- 3				
0- 0	0- 0	0- 0	NEUTRAL	0- 0	0- 0	0- 0				

RPI 1-25				RPI 26-50				RPI 51-100				RPI 101+				Team's RPI: 265	
RPI	S	Opponent	Score	RPI	S	Opponent	Score	RPI	S	Opponent	Score	RPI	S	Opponent	Score		
				27	A	Old Dominion	61 77	58	H	Middle Tenn.	78 60	122	H	UAB	51 71		
				33	H	Western Ky.	75 84	66	A	Rice	47 60	160	H	Wichita St.	80 88		
				49	A	Charlotte	37 55					191	A	Houston	53 67		
												192	H	Memphis	83 74		
												196	A	Little Rock	43 38		
												200	A	Fla. Atlantic	75 77		
												205	A	Southern Miss.	60 66		
												205	H	Southern Miss.	61 63		
												220	H	UTEP	87 80		
												228	H	Marshall	60 50		
												239	H	Southeastern La.	92 78		
												258	H	Arkansas St.	67 54		
												259	A	North Texas	69 74		
												287	A	Ole Miss	53 76		
												303	A	FIU	68 44		
												303	H	FIU	62 52		
												312	H	UTSA	73 82		
												342	H	McNeese	79 54		
												344	H	Grambling	70 66		
EAST 10 Division I																	
				303	H	FIU	62 52	33	H	Western Ky.	75 84						
				205	H	Southern Miss.	61 63	27	A	Old Dominion	61 77						
				200	A	Fla. Atlantic	75 77	49	A	Charlotte	37 55						
				303	A	FIU	68 44	122	H	UAB	51 71						
				228	H	Marshall	60 50	58	H	Middle Tenn.	78 60						

Non-Div I Games:	Loyola (LA)	71	52	LSU-Alexandria	93	61
------------------	-------------	----	----	----------------	----	----

Louisiana Tech

Loss, Non-Conf, S Site, H Home A Away N Neutral

Average RPI Win:	107	WON-LOST	WINNING	LAST 10	STRENGTH OF	OPP. STRENGTH	TEAM	ADJ.	CONF.	ADJ CONF.
Average RPI Loss:	48	RECORD	PCT. RANK	GAMES	SCHEDULE	OF SCHEDULE	RPI	RPI	RPI	RPI
DIV. I ONLY	25- 3	9	8-2	34	12	5	5	5	5	5
DIV. I NON-CONF.	11- 1	13	0	5	6	1	1	4	4	4
TOTALS	RPI 1-25	RPI 26-50	W-L RECORDS	RPI 51-100	RPI 101-150	RPI 150+				
25- 3	5- 1	4- 1	OVERALL	4- 1	6- 0	6- 0				
11- 1	2- 0	2- 1	HOME	2- 0	2- 0	3- 0				
11- 2	2- 1	1- 0	AWAY	2- 1	3- 0	3- 0				
3- 0	1- 0	1- 0	NEUTRAL	0- 0	1- 0	0- 0				
11- 1	3- 1	3- 0	NON-CONFERENCE	1- 0	1- 0	3- 0				
5- 0	1- 0	1- 0	HOME	1- 0	0- 0	2- 0				
3- 1	1- 1	1- 0	AWAY	0- 0	0- 0	1- 0				
3- 0	1- 0	1- 0	NEUTRAL	0- 0	1- 0	0- 0				
14- 2	2- 0	1- 1	CONFERENCE	3- 1	5- 0	3- 0				
6- 1	1- 0	1- 1	HOME	1- 0	2- 0	1- 0				
8- 1	1- 0	0- 0	AWAY	2- 1	3- 0	2- 0				
0- 0	0- 0	0- 0	NEUTRAL	0- 0	0- 0	0- 0				

RPI	S	Opponent	Score	RPI	S	Opponent	Score	RPI	S	Opponent	Score	RPI	S	Opponent	Score
1	N	Oregon	72 62	26	H	Florida St.	59 67	67	A	Georgia Tech	58 47	101	A	Miami (FL)	87 41
18	H	Central Mich.	76 63	33	H	Western Ky.	75 56	81	A	Boston College	81 70	105	N	UT Arlington	76 67
21	A	Ohio St.	60 67	45	H	Virginia	71 56	98	A	Syracuse	51 59	111	H	Wake Forest	75 61
22	A	Kentucky	67 66	46	N	Oklahoma St.	69 48	98	H	Syracuse	62 58	113	A	North Carolina	74 67
23	A	NC State	66 59	50	A	UT Martin	71 63	100	H	Boise St.	98 82	116	A	Notre Dame	86 54
25	H	Duke	60 55									116	H	Notre Dame	82 49
												186	A	Northern Ky.	85 57
												196	H	Chattanooga	86 37
												223	A	Clemson	75 50
												229	H	Murray St.	76 40
												286	A	Pittsburgh	79 47
												286	H	Pittsburgh	83 49
LAST 10 Division I															
286	A	Pittsburgh	79 47	26	H	Florida St.	59 67	116	A	Notre Dame	86 54	286	H	Pittsburgh	83 49
67	A	Georgia Tech	58 47	116	A	Notre Dame	86 54	45	H	Virginia	71 56	113	A	North Carolina	74 67
116	H	Notre Dame	82 49	286	H	Pittsburgh	83 49								
23	A	NC State	66 59	45	H	Virginia	71 56								
98	A	Syracuse	51 59	113	A	North Carolina	74 67								

Non-Div I Games:

Louisville

■ Loss, 
 ■ Non-Conf, S Site, 
 ■ Home 
 ■ Away 
 N Neutral

Average RPI Win:	245	WON-LOST	WINNING	LAST 10	STRENGTH OF	OPP. STRENGTH	TEAM	ADJ.	CONF.	ADJ CONF.
Average RPI Loss:	74	RECORD	PCT. RANK	GAMES	SCHEDULE	OF SCHEDULE	RPI	RPI	RPI	RPI
DIV. I ONLY	15- 10	105	3-7	228	131	147	147	8	8	
DIV. I NON-CONF.	9- 2	37	0	297	308	126	126	7	7	
TOTALS	RPI 1-25	RPI 26-50	W-L RECORDS	RPI 51-100	RPI 101-150	RPI 150+				
15- 10	0- 2	0- 3	OVERALL	2- 2	1- 3	12- 0				
7- 5	0- 2	0- 1	HOME	2- 0	0- 2	5- 0				
8- 5	0- 0	0- 2	AWAY	0- 2	1- 1	7- 0				
0- 0	0- 0	0- 0	NEUTRAL	0- 0	0- 0	0- 0				
9- 2	0- 1	0- 0	NON-CONFERENCE	0- 0	1- 1	8- 0				
3- 2	0- 1	0- 0	HOME	0- 0	0- 1	3- 0				
6- 0	0- 0	0- 0	AWAY	0- 0	1- 0	5- 0				
0- 0	0- 0	0- 0	NEUTRAL	0- 0	0- 0	0- 0				
6- 8	0- 1	0- 3	CONFERENCE	2- 2	0- 2	4- 0				
4- 3	0- 1	0- 1	HOME	2- 0	0- 1	2- 0				
2- 5	0- 0	0- 2	AWAY	0- 2	0- 1	2- 0				
0- 0	0- 0	0- 0	NEUTRAL	0- 0	0- 0	0- 0				

RPI 1-25				RPI 26-50				RPI 51-100				RPI 101+ Team's RPI: 147			
RPI	S	Opponent	Score	RPI	S	Opponent	Score	RPI	S	Opponent	Score	RPI	S	Opponent	Score
10	H	Missouri St.	72 74	28	A	Drake	52 80	75	A	UNI	50 70	139	A	Portland	78 64
20	H	DePaul	76 83	36	A	Bradley	50 71	86	A	Illinois St.	85 86	149	A	Valparaiso	64 66
				36	H	Bradley	47 60	86	H	Illinois St.	69 64	149	H	Valparaiso	57 70
								99	H	Southern Ill.	51 49	150	H	Western Mich.	60 70
												164	H	Dartmouth	61 40
												210	A	UMKC	72 67
												214	A	Eastern Ill.	67 51
												261	H	Bowling Green	84 76
												272	A	Indiana St.	58 51
												272	H	Indiana St.	65 55
												297	H	Vermont	78 76
												320	A	Evansville	71 61
												320	H	Evansville	77 47
												332	A	Detroit Mercy	89 60
												340	A	SIUE	63 50
												347	A	Chicago St.	98 53
LAST 10 Division I															
149	H	Valparaiso	57 70	28	A	Drake	52 80								
36	A	Bradley	50 71	75	A	UNI	50 70								
86	A	Illinois St.	85 86	149	A	Valparaiso	64 66								
320	H	Evansville	77 47	86	H	Illinois St.	69 64								
272	H	Indiana St.	65 55	36	H	Bradley	47 60								

Non-Div I Games:

Loyola Chicago



Loyola Maryland

Through Games Of Feb. 24, 2020

Average RPI Win:	232	WON-LOST	WINNING	LAST 10	STRENGTH OF	OPP. STRENGTH	TEAM	ADJ.	CONF.	ADJ CONF.
Average RPI Loss:	146	RECORD	PCT. RANK	GAMES	SCHEDULE	OF SCHEDULE	RPI	RPI	RPI	RPI
DIV. I ONLY	7- 19	297	4-6	132	169	264	264	15	15	
DIV. I NON-CONF.	3- 8	268	0	164	177	248	248	15	15	
TOTALS	RPI 1-25	RPI 26-50	W-L RECORDS	RPI 51-100	RPI 101-150	RPI 150+				
7- 19	0- 2	0- 0	OVERALL	1- 3	0- 6	6- 8				
5- 6	0- 0	0- 0	HOME	1- 1	0- 3	4- 2				
2- 12	0- 2	0- 0	AWAY	0- 2	0- 3	2- 5				
0- 1	0- 0	0- 0	NEUTRAL	0- 0	0- 0	0- 1				
3- 8	0- 2	0- 0	NON-CONFERENCE	0- 0	0- 2	3- 4				
2- 1	0- 0	0- 0	HOME	0- 0	0- 0	2- 1				
1- 6	0- 2	0- 0	AWAY	0- 0	0- 2	1- 2				
0- 1	0- 0	0- 0	NEUTRAL	0- 0	0- 0	0- 1				
4- 11	0- 0	0- 0	CONFERENCE	1- 3	0- 4	3- 4				
3- 5	0- 0	0- 0	HOME	1- 1	0- 3	2- 1				
1- 6	0- 0	0- 0	AWAY	0- 2	0- 1	1- 3				
0- 0	0- 0	0- 0	NEUTRAL	0- 0	0- 0	0- 0				

RPI 1-25				RPI 26-50				RPI 51-100				RPI 101+ Team's RPI: 264			
RPI	S	Opponent	Score	RPI	S	Opponent	Score	RPI	S	Opponent	Score	RPI	S	Opponent	Score
3	A	Maryland	45 105					60	A	Bucknell	42 66	116	A	Notre Dame	60 84
7	A	Northwestern	46 67					60	H	Bucknell	60 50	124	H	Holy Cross	56 64
								88	A	Colgate	70 79	133	H	Lehigh	53 55
								88	H	Colgate	74 76	136	A	Boston U.	42 44
												136	H	Boston U.	39 41
												140	A	Mt. St. Mary's	75 81
												155	N	Wright St.	51 66
												164	H	Dartmouth	72 56
												174	A	Lafayette	52 55
												174	H	Lafayette	65 76
												182	A	American	44 63
												182	H	American	56 47
												200	A	Fla. Atlantic	61 72
												249	H	Howard	69 75
												294	A	Army West Point	55 75
												294	H	Army West Point	68 59
												299	H	Monmouth	64 48
												306	A	Navy	50 44
												311	A	St. Francis Brooklyn	78 89
												317	A	Fairleigh Dickinson	75 46
LAST 10 Division I															
174	H	Lafayette	65 76	306	A	Navy	50 44								
294	A	Army West Point	55 75	136	H	Boston U.	39 41								
88	A	Colgate	70 79	60	H	Bucknell	60 50								
182	H	American	56 47	182	A	American	44 63								
60	A	Bucknell	42 66	294	H	Army West Point	68 59								

Non-Div I Games:

Loyola Maryland

Loss, Non-Conf, S Site, H Home A Away N Neutral

## Maine

Through Games Of Feb. 24, 2020

Average RPI Win: <b>252</b>	WON-LOST	WINNING	LAST 10	STRENGTH OF	OPP. STRENGTH	TEAM	ADJ.	CONF.	ADJ CONF.
Average RPI Loss: <b>119</b>	RECORD	PCT. RANK	GAMES	SCHEDULE	OF SCHEDULE	RPI	RPI	RPI	RPI
DIV. I ONLY	<b>13- 14</b>	<b>181</b>	<b>7-3</b>	<b>147</b>	<b>218</b>	<b>187</b>	<b>187</b>	<b>27</b>	<b>27</b>
DIV. I NON-CONF.	<b>3- 10</b>	<b>282</b>	<b>0</b>	<b>84</b>	<b>31</b>	<b>228</b>	<b>228</b>	<b>28</b>	<b>28</b>
TOTALS	RPI 1-25	RPI 26-50	W-L RECORDS	RPI 51-100	RPI 101-150	RPI 150+			
13- 14	0- 1	0- 3	OVERALL	1- 3	1- 2	11- 5			
9- 4	0- 0	0- 0	HOME	1- 1	1- 2	7- 1			
4- 7	0- 1	0- 1	AWAY	0- 1	0- 0	4- 4			
0- 3	0- 0	0- 2	NEUTRAL	0- 1	0- 0	0- 0			
3- 10	0- 1	0- 3	NON-CONFERENCE	0- 2	1- 2	2- 2			
2- 3	0- 0	0- 0	HOME	0- 1	1- 2	1- 0			
1- 4	0- 1	0- 1	AWAY	0- 0	0- 0	1- 2			
0- 3	0- 0	0- 2	NEUTRAL	0- 1	0- 0	0- 0			
10- 4	0- 0	0- 0	CONFERENCE	1- 1	0- 0	9- 3			
7- 1	0- 0	0- 0	HOME	1- 0	0- 0	6- 1			
3- 3	0- 0	0- 0	AWAY	0- 1	0- 0	3- 2			
0- 0	0- 0	0- 0	NEUTRAL	0- 0	0- 0	0- 0			

RPI 1-25				RPI 26-50				RPI 51-100				RPI 101+ Team's RPI: 187			
RPI	S	Opponent	Score	RPI	S	Opponent	Score	RPI	S	Opponent	Score	RPI	S	Opponent	Score
23	A	NC State	34 <b>62</b>	28	N	Drake	62 <b>94</b>	52	N	Dayton	49 <b>78</b>	127	H	Northeastern	58 <b>66</b>
				29	N	Arizona St.	31 <b>57</b>	59	A	Stony Brook	69 <b>73</b>	130	H	Green Bay	61 60
				43	A	Drexel	57 <b>70</b>	59	H	Stony Brook	64 62	136	H	Boston U.	49 <b>62</b>
								97	H	Harvard	40 <b>69</b>	164	A	Dartmouth	41 <b>57</b>
												167	A	Binghamton	63 <b>73</b>
												167	H	Binghamton	75 65
												183	A	Delaware	69 56
												219	A	Brown	70 <b>76</b>
												237	A	UMass Lowell	57 <b>66</b>
												237	H	UMass Lowell	77 53
												268	H	New Hampshire	67 50
												288	H	UMBC	54 <b>74</b>
												297	A	Vermont	65 47
												297	H	Vermont	70 59
												306	H	Navy	46 41
												319	A	Albany (NY)	65 44
												319	H	Albany (NY)	60 49
												346	A	Hartford	69 52
												346	H	Hartford	87 73
LAST 10 Division I															
				59	H	Stony Brook	64 62	346	A	Hartford	69 52				
				319	A	Albany (NY)	65 44	288	H	UMBC	54 <b>74</b>				
				237	H	UMass Lowell	77 53	297	A	Vermont	65 47				
				167	H	Binghamton	75 65	167	A	Binghamton	63 <b>73</b>				
				297	H	Vermont	70 59	237	A	UMass Lowell	57 <b>66</b>				

Non-Div I Games: Husson 104 43

Maine

■ Loss, 
 ■ Non-Conf, 
 ■ S Site, 
 ■ Home 
 ■ Away 
 N Neutral

Average RPI Win:	279	WON-LOST	WINNING	LAST 10	STRENGTH OF	OPP. STRENGTH	TEAM	ADJ.	CONF.	ADJ CONF.
Average RPI Loss:	136	RECORD	PCT. RANK	GAMES	SCHEDULE	OF SCHEDULE	RPI	RPI	RPI	RPI
DIV. I ONLY	12- 14	195	5-5	180	277	206	206	24	24	
DIV. I NON-CONF.	3- 6	235	0	99	217	205	205	25	25	
TOTALS	RPI 1-25	RPI 26-50	W-L RECORDS	RPI 51-100	RPI 101-150	RPI 150+				
12- 14	0- 0	0- 0	OVERALL	0- 8	0- 1	12- 5				
7- 5	0- 0	0- 0	HOME	0- 3	0- 1	7- 1				
5- 9	0- 0	0- 0	AWAY	0- 5	0- 0	5- 4				
0- 0	0- 0	0- 0	NEUTRAL	0- 0	0- 0	0- 0				
3- 6	0- 0	0- 0	NON-CONFERENCE	0- 4	0- 1	3- 1				
2- 2	0- 0	0- 0	HOME	0- 1	0- 1	2- 0				
1- 4	0- 0	0- 0	AWAY	0- 3	0- 0	1- 1				
0- 0	0- 0	0- 0	NEUTRAL	0- 0	0- 0	0- 0				
9- 8	0- 0	0- 0	CONFERENCE	0- 4	0- 0	9- 4				
5- 3	0- 0	0- 0	HOME	0- 2	0- 0	5- 1				
4- 5	0- 0	0- 0	AWAY	0- 2	0- 0	4- 3				
0- 0	0- 0	0- 0	NEUTRAL	0- 0	0- 0	0- 0				

RPI S	Opponent	Score	RPI S	Opponent	Score	RPI S	Opponent	Score	RPI S	Opponent	Score	Team's RPI: 206
						59	A Stony Brook	54 59	134	H Duquesne	65 76	
						61	A Marist	53 74	164	H Dartmouth	70 58	
						61	H Marist	66 71	174	A Lafayette	53 60	
						71	A Villanova	51 63	190	A Quinnipiac	58 70	
						84	H Fordham	45 51	190	H Quinnipiac	77 62	
						87	A Nebraska	51 71	221	H Iona	54 32	
						91	A Rider	53 76	226	A Fairfield	47 87	
						91	H Rider	50 55	278	A Siena	80 50	
									278	H Siena	49 59	
									284	A Niagara	75 61	
									284	H Niagara	68 65	
									294	H Army West Point	86 56	
									299	A Monmouth	60 62	
									317	A Fairleigh Dickinson	62 61	
									323	A Saint Peter's	85 52	
									323	H Saint Peter's	68 64	
									337	A Canisius	63 56	
									337	H Canisius	68 50	
LAST 10 Division I												
			284	A Niagara	75 61		278	H Siena	49 59			
			337	A Canisius	63 56		323	H Saint Peter's	68 64			
			91	H Rider	50 55		91	A Rider	53 76			
			190	H Quinnipiac	77 62		221	H Iona	54 32			
			61	A Marist	53 74		226	A Fairfield	47 87			

Non-Div I Games:

Manhattan

■ Loss, 
■ Non-Conf, 
■ S Site, 
■ H Home 
■ A Away 
N Neutral

Average RPI Win: <b>235</b>	WON-LOST	WINNING	LAST 10	STRENGTH OF	OPP. STRENGTH	TEAM	ADJ.	CONF.	ADJ CONF.
Average RPI Loss: <b>87</b>	RECORD	PCT. RANK	GAMES	SCHEDULE	OF SCHEDULE	RPI	RPI	RPI	RPI
DIV. I ONLY	22- 4	20	9-1	203	260	61	61	24	24
DIV. I NON-CONF.	7- 2	53	0	71	97	38	38	25	25
TOTALS	RPI 1-25	RPI 26-50	W-L RECORDS	RPI 51-100	RPI 101-150	RPI 150+			
22- 4	0- 2	0- 0	OVERALL	1- 1	4- 0	17- 1			
10- 2	0- 1	0- 0	HOME	0- 1	1- 0	9- 0			
10- 2	0- 1	0- 0	AWAY	1- 0	2- 0	7- 1			
2- 0	0- 0	0- 0	NEUTRAL	0- 0	1- 0	1- 0			
7- 2	0- 2	0- 0	NON-CONFERENCE	0- 0	4- 0	3- 0			
3- 1	0- 1	0- 0	HOME	0- 0	1- 0	2- 0			
2- 1	0- 1	0- 0	AWAY	0- 0	2- 0	0- 0			
2- 0	0- 0	0- 0	NEUTRAL	0- 0	1- 0	1- 0			
15- 2	0- 0	0- 0	CONFERENCE	1- 1	0- 0	14- 1			
7- 1	0- 0	0- 0	HOME	0- 1	0- 0	7- 0			
8- 1	0- 0	0- 0	AWAY	1- 0	0- 0	7- 1			
0- 0	0- 0	0- 0	NEUTRAL	0- 0	0- 0	0- 0			

RPI 1-25				RPI 26-50				RPI 51-100 Team's RPI: 61				RPI 101+			
RPI	S	Opponent	Score	RPI	S	Opponent	Score	RPI	S	Opponent	Score	RPI	S	Opponent	Score
14	H	Princeton	50 <b>62</b>					91	A	Rider	63 58	105	A	UT Arlington	73 57
18	A	Central Mich.	54 <b>77</b>					91	H	Rider	72 <b>76</b>	130	H	Green Bay	72 60
												136	A	Boston U.	89 75
												146	N	North Florida	69 54
												177	H	Elon	63 55
												190	H	Quinnipiac	73 60
												206	A	Manhattan	71 66
												206	H	Manhattan	74 53
												221	A	Iona	73 56
												226	A	Fairfield	48 <b>52</b>
												226	H	Fairfield	75 45
												252	N	Lipscomb	74 63
												278	A	Siena	78 55
												284	A	Niagara	94 67
												284	H	Niagara	82 57
												299	A	Monmouth	74 53
												299	H	Monmouth	76 66
												319	H	Albany (NY)	76 52
												323	A	Saint Peter's	82 60
												323	H	Saint Peter's	96 76
												337	A	Canisius	90 59
												337	H	Canisius	86 72
LAST 10 Division I															
226	H	Fairfield	75 45	206	H	Manhattan	74 53								
323	A	Saint Peter's	82 60	221	A	Iona	73 56								
278	A	Siena	78 55	284	H	Niagara	82 57								
337	H	Canisius	86 72	226	A	Fairfield	48 <b>52</b>								
91	A	Rider	63 58	299	A	Monmouth	74 53								

Non-Div I Games:

Marist

■ Loss, 
 ■ Non-Conf, 
 S Site, 
 ■ Home 
 ■ Away 
 N Neutral

Average RPI Win:	158	WON-LOST	WINNING	LAST 10	STRENGTH OF	OPP. STRENGTH	TEAM	ADJ.	CONF.	ADJ CONF.
Average RPI Loss:	46	RECORD	PCT. RANK	GAMES	SCHEDULE	OF SCHEDULE	RPI	RPI	RPI	RPI
DIV. I ONLY	21- 7	42	8-2	94	67	37	37	6	6	
DIV. I NON-CONF.	9- 2	37	0	69	75	36	36	6	6	
TOTALS	RPI 1-25	RPI 26-50	W-L RECORDS	RPI 51-100	RPI 101-150	RPI 150+				
21- 7	0- 3	1- 1	OVERALL	8- 3	1- 0	11- 0				
12- 2	0- 2	1- 0	HOME	6- 0	0- 0	5- 0				
8- 5	0- 1	0- 1	AWAY	2- 3	1- 0	5- 0				
1- 0	0- 0	0- 0	NEUTRAL	0- 0	0- 0	1- 0				
9- 2	0- 2	0- 0	NON-CONFERENCE	3- 0	1- 0	5- 0				
4- 2	0- 2	0- 0	HOME	2- 0	0- 0	2- 0				
4- 0	0- 0	0- 0	AWAY	1- 0	1- 0	2- 0				
1- 0	0- 0	0- 0	NEUTRAL	0- 0	0- 0	1- 0				
12- 5	0- 1	1- 1	CONFERENCE	5- 3	0- 0	6- 0				
8- 0	0- 0	1- 0	HOME	4- 0	0- 0	3- 0				
4- 5	0- 1	0- 1	AWAY	1- 3	0- 0	3- 0				
0- 0	0- 0	0- 0	NEUTRAL	0- 0	0- 0	0- 0				

RPI S	Opponent	Score	RPI S	Opponent	Score	Team's RPI: 37	RPI S	Opponent	Score	RPI S	Opponent	Score
7	H Northwestern	56 64	42	A Creighton	62 72		57	H Belmont	53 51	130	A Green Bay	60 47
15	H Mississippi St.	68 74	42	H Creighton	52 50		63	A St. John's (NY)	67 57	166	A Saint Mary's (CA)	77 63
20	A DePaul	71 89					63	H St. John's (NY)	94 85	170	A Providence	60 50
							71	A Villanova	47 61	170	H Providence	85 55
							71	H Villanova	57 52	238	A Milwaukee	78 56
							77	A Seton Hall	60 72	240	H Morgan St.	70 48
							77	H Seton Hall	81 60	241	A Georgetown	76 56
							80	A South Dakota St.	65 58	241	H Georgetown	73 51
							86	H Illinois St.	58 41	254	A Xavier	80 60
							89	A Butler	55 61	254	H Xavier	61 48
							89	H Butler	76 54	270	N Tulsa	61 60
										311	H St. Francis Brooklyn	92 71
LAST 10 Division I												
241	A Georgetown	76 56	77	A Seton Hall	60 72							
71	A Villanova	47 61	42	H Creighton	52 50							
89	H Butler	76 54	170	H Providence	85 55							
254	H Xavier	61 48	71	H Villanova	57 52							
63	A St. John's (NY)	67 57	241	H Georgetown	73 51							

Non-Div I Games:

Marquette

■ Loss, 
■ Non-Conf, S Site, 
■ Home 
■ Away 
N Neutral

## Marshall

Through Games Of Feb. 24, 2020

Average RPI Win:	233	WON-LOST	WINNING	LAST 10	STRENGTH OF	OPP. STRENGTH	TEAM	ADJ.	CONF.	ADJ CONF.
Average RPI Loss:	130	RECORD	PCT. RANK	GAMES	SCHEDULE	OF SCHEDULE	RPI	RPI	RPI	RPI
DIV. I ONLY	9- 15	248	4-6	164	144	228	228	13	13	
DIV. I NON-CONF.	3- 6	235	0	330	203	313	313	16	16	
TOTALS	RPI 1-25	RPI 26-50	W-L RECORDS	RPI 51-100	RPI 101-150	RPI 150+				
9- 15	0- 0	0- 7	OVERALL	0- 2	1- 0	8- 6				
6- 6	0- 0	0- 2	HOME	0- 1	1- 0	5- 3				
3- 9	0- 0	0- 5	AWAY	0- 1	0- 0	3- 3				
0- 0	0- 0	0- 0	NEUTRAL	0- 0	0- 0	0- 0				
3- 6	0- 0	0- 2	NON-CONFERENCE	0- 0	0- 0	3- 4				
2- 2	0- 0	0- 0	HOME	0- 0	0- 0	2- 2				
1- 4	0- 0	0- 2	AWAY	0- 0	0- 0	1- 2				
0- 0	0- 0	0- 0	NEUTRAL	0- 0	0- 0	0- 0				
6- 9	0- 0	0- 5	CONFERENCE	0- 2	1- 0	5- 2				
4- 4	0- 0	0- 2	HOME	0- 1	1- 0	3- 1				
2- 5	0- 0	0- 3	AWAY	0- 1	0- 0	2- 1				
0- 0	0- 0	0- 0	NEUTRAL	0- 0	0- 0	0- 0				

RPI	S	Opponent	Score	RPI	S	Opponent	Score	RPI	S	Opponent	Score	RPI	S	Opponent	Score	Team's RPI: 228
27	A	Old Dominion	46 57	27	H	Old Dominion	54 64	58	H	Middle Tenn.	55 75	122	H	UAB	61 56	
33	A	Western Ky.	65 79	33	H	Western Ky.	65 74	66	A	Rice	43 81	175	H	Norfolk St.	75 69	
44	A	Rutgers	41 66	44	A	Rutgers	41 66					176	A	Towson	56 59	
48	A	Ohio	51 67	48	A	Ohio	51 67					200	H	Fla. Atlantic	85 75	
49	A	Charlotte	46 52	49	A	Charlotte	46 52					205	A	Southern Miss.	80 65	
												220	H	UTEP	76 66	
												240	H	Morgan St.	52 57	
												259	A	North Texas	68 59	
												261	H	Bowling Green	69 82	
												265	A	Louisiana Tech	50 60	
												272	A	Indiana St.	72 60	
												303	H	FIU	65 68	
												312	H	UTSA	66 53	
												320	A	Evansville	62 66	
												331	H	Coppin St.	60 47	
LAST 10 Division I																
27	H	Old Dominion	54 64	205	A	Southern Miss.	80 65									
33	A	Western Ky.	65 79	200	H	Fla. Atlantic	85 75									
220	H	UTEP	76 66	303	H	FIU	65 68									
312	H	UTSA	66 53	33	H	Western Ky.	65 74									
265	A	Louisiana Tech	50 60	27	A	Old Dominion	46 57									

Non-Div I Games: Alderson Broadus 85 41 Ky. Christian 89 40

Marshall

Loss, Non-Conf, S Site, H Home A Away N Neutral

Average RPI Win: <b>113</b>	WON-LOST	WINNING	LAST 10	STRENGTH OF	OPP. STRENGTH	TEAM	ADJ.	CONF.	ADJ CONF.
Average RPI Loss: <b>10</b>	RECORD	PCT. RANK	GAMES	SCHEDULE	OF SCHEDULE	RPI	RPI	RPI	RPI
DIV. I ONLY	23- 4	16	10-0	9	8	3	3	2	2
DIV. I NON-CONF.	9- 2	37	0	93	68	39	39	1	1
TOTALS	RPI 1-25	RPI 26-50	W-L RECORDS	RPI 51-100	RPI 101-150	RPI 150+			
23- 4	6- 4	4- 0	OVERALL	3- 0	2- 0	8- 0			
13- 1	4- 1	2- 0	HOME	2- 0	1- 0	4- 0			
8- 3	2- 3	2- 0	AWAY	0- 0	1- 0	3- 0			
2- 0	0- 0	0- 0	NEUTRAL	1- 0	0- 0	1- 0			
9- 2	0- 2	1- 0	NON-CONFERENCE	1- 0	1- 0	6- 0			
5- 1	0- 1	0- 0	HOME	0- 0	1- 0	4- 0			
2- 1	0- 1	1- 0	AWAY	0- 0	0- 0	1- 0			
2- 0	0- 0	0- 0	NEUTRAL	1- 0	0- 0	1- 0			
14- 2	6- 2	3- 0	CONFERENCE	2- 0	1- 0	2- 0			
8- 0	4- 0	2- 0	HOME	2- 0	0- 0	0- 0			
6- 2	2- 2	1- 0	AWAY	0- 0	1- 0	2- 0			
0- 0	0- 0	0- 0	NEUTRAL	0- 0	0- 0	0- 0			

RPI	S	Opponent	Score	RPI	S	Opponent	Score	RPI	S	Opponent	Score	RPI	S	Opponent	Score
2	H	South Carolina	54 63	30	A	Michigan	77 49	57	N	Belmont	90 26	138	A	Wisconsin	85 56
7	A	Northwestern	58 81	30	H	Michigan	70 55	87	H	Nebraska	87 69	141	H	George Washington	88 54
7	H	Northwestern	70 61	40	A	James Madison	70 68	92	H	Michigan St.	94 53	183	H	Delaware	99 55
9	A	Iowa	61 66	44	H	Rutgers	79 50					189	A	Illinois	79 60
9	H	Iowa	93 59									190	H	Quinnipiac	107 52
19	A	Indiana	79 69									203	A	Penn St.	106 69
19	H	Indiana	76 62									223	N	Clemson	63 44
21	A	Ohio St.	85 65									264	H	Loyola Maryland	105 45
21	H	Ohio St.	72 62									280	H	Wagner	119 56
23	A	NC State	59 66									313	A	Georgia St.	114 41
LAST 10 Division I															
138	A	Wisconsin	85 56	92	H	Michigan St.	94 53								
203	A	Penn St.	106 69	21	A	Ohio St.	85 65								
9	H	Iowa	93 59	7	H	Northwestern	70 61								
44	H	Rutgers	79 50	189	A	Illinois	79 60								
19	A	Indiana	79 69	19	H	Indiana	76 62								

Non-Div I Games:

Maryland

Massachusetts

Through Games Of Feb. 24, 2020

Average RPI Win:	208	WON-LOST	WINNING	LAST 10	STRENGTH OF	OPP. STRENGTH	TEAM	ADJ.	CONF.	ADJ CONF.
Average RPI Loss:	133	RECORD	PCT. RANK	GAMES	SCHEDULE	OF SCHEDULE	RPI	RPI	RPI	RPI
DIV. I ONLY	16- 10	94	3-7	223	148	148	148	12	12	
DIV. I NON-CONF.	9- 3	63	0	290	269	142	142	11	11	
TOTALS	RPI 1-25	RPI 26-50	W-L RECORDS	RPI 51-100	RPI 101-150	RPI 150+				
16- 10	0- 0	0- 0	OVERALL	0- 4	6- 2	10- 4				
9- 5	0- 0	0- 0	HOME	0- 2	3- 1	6- 2				
7- 5	0- 0	0- 0	AWAY	0- 2	3- 1	4- 2				
0- 0	0- 0	0- 0	NEUTRAL	0- 0	0- 0	0- 0				
9- 3	0- 0	0- 0	NON-CONFERENCE	0- 1	2- 0	7- 2				
5- 2	0- 0	0- 0	HOME	0- 0	1- 0	4- 2				
4- 1	0- 0	0- 0	AWAY	0- 1	1- 0	3- 0				
0- 0	0- 0	0- 0	NEUTRAL	0- 0	0- 0	0- 0				
7- 7	0- 0	0- 0	CONFERENCE	0- 3	4- 2	3- 2				
4- 3	0- 0	0- 0	HOME	0- 2	2- 1	2- 0				
3- 4	0- 0	0- 0	AWAY	0- 1	2- 1	1- 2				
0- 0	0- 0	0- 0	NEUTRAL	0- 0	0- 0	0- 0				

RPI S	Opponent	Score	RPI S	Opponent	Score	RPI S	Opponent	Score	RPI S	Opponent	Score	Team's RPI: 148
						52	H Dayton	51 52	102	H VCU	46 61	
						63	A St. John's (NY)	71 82	114	H Richmond	64 50	
						84	H Fordham	64 69	124	H Holy Cross	75 72	
						93	A Saint Louis	56 71	131	A Davidson	70 62	
									131	H Davidson	61 48	
									134	A Duquesne	81 77	
									136	A Boston U.	58 45	
									141	A George Washington	47 50	
									170	H Providence	63 72	
									171	H La Salle	76 62	
									185	H Merrimack	64 79	
									209	A Rhode Island	66 69	
									219	H Brown	95 42	
									221	A Iona	65 51	
									225	H Saint Joseph's	61 43	
									232	A George Mason	56 73	
									237	A UMass Lowell	74 58	
									268	H New Hampshire	67 65	
									278	H Siena	61 55	
									296	A St. Bonaventure	62 52	
									297	A Vermont	83 49	
									346	H Hartford	74 48	
LAST 10 Division I												
			131	H Davidson	61 48		131	A Davidson	70 62			
			93	A Saint Louis	56 71		114	H Richmond	64 50			
			52	H Dayton	51 52		141	A George Washington	47 50			
			84	H Fordham	64 69		102	H VCU	46 61			
			232	A George Mason	56 73		209	A Rhode Island	66 69			

Non-Div I Games: Southern Conn. St. 86 43

Massachusetts

Loss, Non-Conf, S Site, H Home A Away N Neutral



Average RPI Win: <b>335</b>	WON-LOST	WINNING	LAST 10	STRENGTH OF	OPP. STRENGTH	TEAM	ADJ.	CONF.	ADJ CONF.
Average RPI Loss: <b>190</b>	RECORD	PCT. RANK	GAMES	SCHEDULE	OF SCHEDULE	RPI	RPI	RPI	RPI
DIV. I ONLY	3- 20	329	1-9	270	306	342	342	23	23
DIV. I NON-CONF.	1- 6	318	0	150	307	311	311	24	24
TOTALS	RPI 1-25	RPI 26-50	W-L RECORDS	RPI 51-100	RPI 101-150	RPI 150+			
3- 20	0- 0	0- 1	OVERALL	0- 3	0- 2	3- 14			
3- 8	0- 0	0- 0	HOME	0- 2	0- 1	3- 5			
0- 12	0- 0	0- 1	AWAY	0- 1	0- 1	0- 9			
0- 0	0- 0	0- 0	NEUTRAL	0- 0	0- 0	0- 0			
1- 6	0- 0	0- 1	NON-CONFERENCE	0- 1	0- 1	1- 3			
1- 1	0- 0	0- 0	HOME	0- 1	0- 0	1- 0			
0- 5	0- 0	0- 1	AWAY	0- 0	0- 1	0- 3			
0- 0	0- 0	0- 0	NEUTRAL	0- 0	0- 0	0- 0			
2- 14	0- 0	0- 0	CONFERENCE	0- 2	0- 1	2- 11			
2- 7	0- 0	0- 0	HOME	0- 1	0- 1	2- 5			
0- 7	0- 0	0- 0	AWAY	0- 1	0- 0	0- 6			
0- 0	0- 0	0- 0	NEUTRAL	0- 0	0- 0	0- 0			

RPI S	Opponent	Score	RPI S	Opponent	Score	RPI S	Opponent	Score	RPI S	Opponent	Score	Team's RPI: 342
35	A Arkansas	58 101	66	H Rice	50 81	118	H Abilene Christian	73 90				
			95	H A&M-Corpus Christi	59 73	122	A UAB	70 97				
			96	A SFA	51 82	154	A Sam Houston St.	59 92				
						158	A New Orleans	59 78				
						158	H New Orleans	59 85				
						208	A Louisiana	55 75				
						218	A SMU	60 81				
						239	H Southeastern La.	67 74				
						243	A Central Ark.	49 70				
						243	H Central Ark.	57 70				
						257	A Incarnate Word	56 73				
						257	H Incarnate Word	71 72				
						265	A Louisiana Tech	54 79				
						266	A Nicholls St.	63 79				
						271	H Lamar University	69 87				
						316	H Houston Baptist	88 72				
						338	A Northwestern St.	60 70				
						338	H Northwestern St.	61 51				
						350	H La.-Monroe	72 69				
LAST 10 Division I												
158	H New Orleans	59 85	271	H Lamar University	69 87							
257	H Incarnate Word	71 72	266	A Nicholls St.	63 79							
338	A Northwestern St.	60 70	316	H Houston Baptist	88 72							
243	A Central Ark.	49 70	239	H Southeastern La.	67 74							
95	H A&M-Corpus Christi	59 73	158	A New Orleans	59 78							

Non-Div I Games: Centenary (LA) 116 37 LSU-Shreveport 81 77

McNeese

Loss, Non-Conf, S Site, H Home A Away N Neutral

Average RPI Win:	206	WON-LOST	WINNING	LAST 10	STRENGTH OF	OPP. STRENGTH	TEAM	ADJ.	CONF.	ADJ CONF.
Average RPI Loss:	132	RECORD	PCT. RANK	GAMES	SCHEDULE	OF SCHEDULE	RPI	RPI	RPI	RPI
DIV. I ONLY	13- 14	181	4-6	183	116	192	192	9	9	
DIV. I NON-CONF.	9- 4	84	0	250	295	150	150	10	10	
TOTALS	RPI 1-25	RPI 26-50	W-L RECORDS	RPI 51-100	RPI 101-150	RPI 150+				
13- 14	0- 2	0- 2	OVERALL	2- 3	1- 1	10- 6				
8- 6	0- 1	0- 0	HOME	0- 2	1- 1	7- 2				
4- 7	0- 1	0- 1	AWAY	1- 1	0- 0	3- 4				
1- 1	0- 0	0- 1	NEUTRAL	1- 0	0- 0	0- 0				
9- 4	0- 0	0- 1	NON-CONFERENCE	2- 0	1- 1	6- 2				
5- 2	0- 0	0- 0	HOME	0- 0	1- 1	4- 1				
3- 1	0- 0	0- 0	AWAY	1- 0	0- 0	2- 1				
1- 1	0- 0	0- 1	NEUTRAL	1- 0	0- 0	0- 0				
4- 10	0- 2	0- 1	CONFERENCE	0- 3	0- 0	4- 4				
3- 4	0- 1	0- 0	HOME	0- 2	0- 0	3- 1				
1- 6	0- 1	0- 1	AWAY	0- 1	0- 0	1- 3				
0- 0	0- 0	0- 0	NEUTRAL	0- 0	0- 0	0- 0				

RPI	S	Opponent	Score	RPI	S	Opponent	Score	RPI	S	Opponent	Score	RPI	S	Opponent	Score	Team's RPI: 192
6	A	UConn	55 94	31	N	LSU	58 89	69	H	South Fla.	47 68	122	H	UAB	77 52	
6	H	UConn	56 68	39	A	UCF	66 82	74	H	Cincinnati	66 73	141	H	George Washington	63 64	
								90	A	Temple	64 78	157	A	Tulane	55 59	
								94	N	Kansas St.	72 68	157	H	Tulane	64 62	
								99	A	Southern Ill.	70 66	160	A	Wichita St.	69 60	
												172	A	Toledo	83 76	
												191	A	Houston	65 75	
												196	A	Little Rock	68 50	
												218	H	SMU	57 52	
												245	A	East Carolina	65 71	
												245	H	East Carolina	57 61	
												248	H	Alabama A&M	79 71	
												258	H	Arkansas St.	78 50	
												265	A	Louisiana Tech	74 83	
												270	H	Tulsa	63 44	
												285	H	Eastern Ky.	60 63	
												333	H	Alcorn	57 51	
												351	H	Mississippi Val.	91 54	
LAST 10 Division I																
69	H	South Fla.	47 68	157	H	Tulane	64 62									
90	A	Temple	64 78	270	H	Tulsa	63 44									
245	H	East Carolina	57 61	245	A	East Carolina	65 71									
160	A	Wichita St.	69 60	39	A	UCF	66 82									
6	A	UConn	55 94	218	H	SMU	57 52									

Non-Div I Games:

Memphis

Mercer

Through Games Of Feb. 24, 2020

Average RPI Win: <b>266</b>	WON-LOST	WINNING	LAST 10	STRENGTH OF	OPP. STRENGTH	TEAM	ADJ.	CONF.	ADJ CONF.
Average RPI Loss: <b>185</b>	RECORD	PCT. RANK	GAMES	SCHEDULE	OF SCHEDULE	RPI	RPI	RPI	RPI
DIV. I ONLY	5- 21	319	3-7	275	229	328	328	26	26
DIV. I NON-CONF.	2- 12	318	0	223	215	315	315	22	22
TOTALS	RPI 1-25	RPI 26-50	W-L RECORDS	RPI 51-100	RPI 101-150	RPI 150+			
5- 21	0- 0	0- 1	OVERALL	0- 3	0- 3	5- 14			
4- 7	0- 0	0- 1	HOME	0- 0	0- 0	4- 6			
1- 14	0- 0	0- 0	AWAY	0- 3	0- 3	1- 8			
0- 0	0- 0	0- 0	NEUTRAL	0- 0	0- 0	0- 0			
2- 12	0- 0	0- 1	NON-CONFERENCE	0- 3	0- 2	2- 6			
1- 5	0- 0	0- 1	HOME	0- 0	0- 0	1- 4			
1- 7	0- 0	0- 0	AWAY	0- 3	0- 2	1- 2			
0- 0	0- 0	0- 0	NEUTRAL	0- 0	0- 0	0- 0			
3- 9	0- 0	0- 0	CONFERENCE	0- 0	0- 1	3- 8			
3- 2	0- 0	0- 0	HOME	0- 0	0- 0	3- 2			
0- 7	0- 0	0- 0	AWAY	0- 0	0- 1	0- 6			
0- 0	0- 0	0- 0	NEUTRAL	0- 0	0- 0	0- 0			

RPI 1-25				RPI 26-50				RPI 51-100				RPI 101+				Team's RPI: 328	
RPI	S	Opponent	Score	RPI	S	Opponent	Score	RPI	S	Opponent	Score	RPI	S	Opponent	Score		
				33	H	Western Ky.	62 75	65	A	Alabama	56 111	125	A	Columbia	48 77		
								68	A	Yale	60 68	128	A	Florida	50 71		
								70	A	Georgia	60 76	132	A	UNC Greensboro	51 67		
												169	H	Jacksonville	83 87		
												173	A	Samford	64 72		
												173	H	Samford	54 60		
												194	H	Gardner-Webb	62 65		
												196	A	Chattanooga	52 58		
												196	H	Chattanooga	55 48		
												212	A	Furman	49 62		
												212	H	Furman	61 55		
												216	A	Kennesaw St.	64 92		
												223	H	Clemson	61 65		
												236	A	Appalachian St.	68 77		
												273	A	Wofford	49 77		
												273	H	Wofford	54 53		
												285	H	Eastern Ky.	60 61		
												291	A	ETSU	54 56		
												291	H	ETSU	66 72		
												298	H	Ga. Southern	62 52		
												339	A	Western Caro.	40 51		
												349	A	South Carolina St.	66 55		
LAST 10 Division I																	
				291	A	ETSU	54 56	339	A	Western Caro.	40 51						
				196	A	Chattanooga	52 58	132	A	UNC Greensboro	51 67						
				173	H	Samford	54 60	196	H	Chattanooga	55 48						
				212	H	Furman	61 55	291	H	ETSU	66 72						
				273	H	Wofford	54 53	173	A	Samford	64 72						

Non-Div I Games: LaGrange 74 47

Mercer

Loss, Non-Conf, S Site, H Home A Away N Neutral

Average RPI Win:	278	WON-LOST	WINNING	LAST 10	STRENGTH OF	OPP. STRENGTH	TEAM	ADJ.	CONF.	ADJ CONF.
Average RPI Loss:	183	RECORD	PCT. RANK	GAMES	SCHEDULE	OF SCHEDULE	RPI	RPI	RPI	RPI
DIV. I ONLY	16- 9	83	8-2	312	333	185	185	30	30	
DIV. I NON-CONF.	5- 4	140	0	238	226	171	171	30	30	
TOTALS	RPI 1-25	RPI 26-50	W-L RECORDS	RPI 51-100	RPI 101-150	RPI 150+				
16- 9	0- 0	0- 0	OVERALL	0- 0	2- 5	14- 4				
9- 3	0- 0	0- 0	HOME	0- 0	1- 2	8- 1				
7- 6	0- 0	0- 0	AWAY	0- 0	1- 3	6- 3				
0- 0	0- 0	0- 0	NEUTRAL	0- 0	0- 0	0- 0				
5- 4	0- 0	0- 0	NON-CONFERENCE	0- 0	1- 2	4- 2				
3- 1	0- 0	0- 0	HOME	0- 0	0- 1	3- 0				
2- 3	0- 0	0- 0	AWAY	0- 0	1- 1	1- 2				
0- 0	0- 0	0- 0	NEUTRAL	0- 0	0- 0	0- 0				
11- 5	0- 0	0- 0	CONFERENCE	0- 0	1- 3	10- 2				
6- 2	0- 0	0- 0	HOME	0- 0	1- 1	5- 1				
5- 3	0- 0	0- 0	AWAY	0- 0	0- 2	5- 1				
0- 0	0- 0	0- 0	NEUTRAL	0- 0	0- 0	0- 0				

RPI 1-25				RPI 26-50				RPI 51-100				RPI 101+				Team's RPI: 185		
RPI	S	Opponent	Score	RPI	S	Opponent	Score	RPI	S	Opponent	Score	RPI	S	Opponent	Score			
												124	A	Holy Cross	42	68		
												129	A	Robert Morris	50	72		
												129	H	Robert Morris	62	68		
												133	H	Lehigh	68	72		
												140	A	Mt. St. Mary's	53	62		
												140	H	Mt. St. Mary's	76	55		
												148	A	Massachusetts	79	64		
												164	A	Dartmouth	52	57		
												189	A	Illinois	72	75		
												219	A	Brown	72	57		
												237	H	UMass Lowell	73	50		
												268	H	New Hampshire	64	54		
												275	A	Saint Francis (PA)	71	56		
												280	H	Wagner	55	44		
												297	H	Vermont	78	53		
												310	A	Sacred Heart	60	63		
												310	H	Sacred Heart	59	45		
												311	H	St. Francis Brooklyn	80	54		
												317	A	Fairleigh Dickinson	84	66		
												317	H	Fairleigh Dickinson	62	51		
LAST 10 Division I																		
				140	A	Mt. St. Mary's	53	62	330	A	LIU Brooklyn	66	63	324	A	Bryant	61	53
				310	H	Sacred Heart	59	45	311	H	St. Francis Brooklyn	80	54	324	H	Bryant	78	66
				324	A	Bryant	61	53	330	H	LIU Brooklyn	60	68	330	A	LIU Brooklyn	66	63
				280	H	Wagner	55	44	317	H	Fairleigh Dickinson	62	51	330	H	LIU Brooklyn	60	68
				317	A	Fairleigh Dickinson	84	66	275	A	Saint Francis (PA)	71	56	348	A	Central Conn. St.	65	56

Non-Div I Games: Eastern Nazarene 82 50 Fisher 81 42

Merrimack

■ Loss, 
 ■ Non-Conf, 
 ■ S Site, 
 ■ Home 
 ■ A Away 
 N Neutral

Average RPI Win:	151	WON-LOST	WINNING	LAST 10	STRENGTH OF	OPP. STRENGTH	TEAM	ADJ.	CONF.	ADJ CONF.
Average RPI Loss:	44	RECORD	PCT. RANK	GAMES	SCHEDULE	OF SCHEDULE	RPI	RPI	RPI	RPI
DIV. I ONLY	13- 14	181	3-7	15	59	101	101	5	5	
DIV. I NON-CONF.	8- 3	68	0	15	111	46	46	4	4	
TOTALS	RPI 1-25	RPI 26-50	W-L RECORDS	RPI 51-100	RPI 101-150	RPI 150+				
13- 14	0- 6	0- 4	OVERALL	3- 2	3- 2	7- 0				
11- 6	0- 5	0- 1	HOME	3- 0	3- 0	5- 0				
1- 8	0- 1	0- 3	AWAY	0- 2	0- 2	1- 0				
1- 0	0- 0	0- 0	NEUTRAL	0- 0	0- 0	1- 0				
8- 3	0- 3	0- 0	NON-CONFERENCE	1- 0	2- 0	5- 0				
7- 2	0- 2	0- 0	HOME	1- 0	2- 0	4- 0				
0- 1	0- 1	0- 0	AWAY	0- 0	0- 0	0- 0				
1- 0	0- 0	0- 0	NEUTRAL	0- 0	0- 0	1- 0				
5- 11	0- 3	0- 4	CONFERENCE	2- 2	1- 2	2- 0				
4- 4	0- 3	0- 1	HOME	2- 0	1- 0	1- 0				
1- 7	0- 0	0- 3	AWAY	0- 2	0- 2	1- 0				
0- 0	0- 0	0- 0	NEUTRAL	0- 0	0- 0	0- 0				

RPI S	Opponent	Score	RPI S	Opponent	Score	RPI S	Opponent	Score	RPI S	Opponent	Score	Team's RPI: 101
5	H Louisville	41 87	26	A Florida St.	61 79	64	H IUPUI	74 65	108	H Washington St.	74 68	
17	H Oregon St.	53 75	26	H Florida St.	62 73	67	A Georgia Tech	54 61	111	H Wake Forest	59 56	
19	H Indiana	45 58	38	A Virginia Tech	45 69	67	H Georgia Tech	54 49	113	A North Carolina	58 78	
20	A DePaul	83 89	45	A Virginia	64 69	81	A Boston College	64 75	116	A Notre Dame	53 76	
23	H NC State	48 50				98	H Syracuse	77 62	146	H North Florida	78 55	
25	H Duke	55 74							152	H Jackson St.	83 68	
									153	N N.C. A&T	68 67	
									167	H Binghamton	79 56	
									198	H Miami (OH)	80 62	
									223	A Clemson	63 48	
									223	H Clemson	68 64	
									250	H UNC Asheville	75 46	
LAST 10 Division I												
81	A Boston College	64 75	38	A Virginia Tech	45 69							
23	H NC State	48 50	67	H Georgia Tech	54 49							
223	A Clemson	63 48	26	A Florida St.	61 79							
45	A Virginia	64 69	223	H Clemson	68 64							
25	H Duke	55 74	116	A Notre Dame	53 76							

Non-Div I Games:

Miami (FL)

■ Loss, 
 ■ Non-Conf, S Site, 
 ■ Home 
 ■ Away 
 N Neutral

Average RPI Win:	254	WON-LOST	WINNING	LAST 10	STRENGTH OF	OPP. STRENGTH	TEAM	ADJ.	CONF.	ADJ CONF.
Average RPI Loss:	89	RECORD	PCT. RANK	GAMES	SCHEDULE	OF SCHEDULE	RPI	RPI	RPI	RPI
DIV. I ONLY	10- 15	234	3-7	170	95	198	198	10	10	
DIV. I NON-CONF.	6- 5	151	0	276	149	147	147	9	9	
TOTALS	RPI 1-25	RPI 26-50	W-L RECORDS	RPI 51-100	RPI 101-150	RPI 150+				
10- 15	0- 3	0- 2	OVERALL	0- 2	1- 5	9- 3				
5- 4	0- 1	0- 1	HOME	0- 0	1- 2	4- 0				
4- 10	0- 2	0- 1	AWAY	0- 2	0- 2	4- 3				
1- 1	0- 0	0- 0	NEUTRAL	0- 0	0- 1	1- 0				
6- 5	0- 1	0- 1	NON-CONFERENCE	0- 1	0- 2	6- 0				
2- 0	0- 0	0- 0	HOME	0- 0	0- 0	2- 0				
3- 4	0- 1	0- 1	AWAY	0- 1	0- 1	3- 0				
1- 1	0- 0	0- 0	NEUTRAL	0- 0	0- 1	1- 0				
4- 10	0- 2	0- 1	CONFERENCE	0- 1	1- 3	3- 3				
3- 4	0- 1	0- 1	HOME	0- 0	1- 2	2- 0				
1- 6	0- 1	0- 0	AWAY	0- 1	0- 1	1- 3				
0- 0	0- 0	0- 0	NEUTRAL	0- 0	0- 0	0- 0				

RPI	S	Opponent	Score	RPI	S	Opponent	Score	RPI	S	Opponent	Score	RPI	S	Opponent	Score	Team's RPI: 198
18	A	Central Mich.	70 76	36	A	Bradley	68 79	71	A	Ball St.	63 80	101	A	Miami (FL)	62 80	
18	H	Central Mich.	87 99	48	H	Ohio	70 84	74	A	Cincinnati	68 98	103	A	Kent St.	75 80	
20	A	DePaul	79 98									103	H	Kent St.	75 78	
												104	N	Liberty	53 65	
												144	H	Buffalo	72 86	
												150	H	Western Mich.	70 67	
												151	A	Akron	62 70	
												159	A	Eastern Mich.	53 80	
												172	H	Toledo	92 83	
												180	A	Northern Ill.	84 86	
												180	H	Northern Ill.	66 64	
												247	A	South Alabama	76 73	
												261	A	Bowling Green	80 59	
												285	A	Eastern Ky.	75 57	
												286	A	Pittsburgh	80 71	
												292	N	Prairie View	65 52	
												320	H	Evansville	72 64	
												343	H	UIC	85 35	
LAST 10 Division I																
103	A	Kent St.	75 80	150	H	Western Mich.	70 67									
48	H	Ohio	70 84	261	A	Bowling Green	80 59									
180	A	Northern Ill.	84 86	71	A	Ball St.	63 80									
18	H	Central Mich.	87 99	151	A	Akron	62 70									
172	H	Toledo	92 83	103	H	Kent St.	75 78									

Non-Div I Games: Tiffin 83 51

Miami (OH)

Loss, Non-Conf, S Site, H Home A Away N Neutral

## Michigan

Through Games Of Feb. 24, 2020

Average RPI Win:	130	WON-LOST	WINNING	LAST 10	STRENGTH OF	OPP. STRENGTH	TEAM	ADJ.	CONF.	ADJ CONF.
Average RPI Loss:	35	RECORD	PCT. RANK	GAMES	SCHEDULE	OF SCHEDULE	RPI	RPI	RPI	RPI
DIV. I ONLY	18- 9	73	6-4	16	32	30	30	2	2	
DIV. I NON-CONF.	9- 2	37	0	96	137	49	49	1	1	
TOTALS	RPI 1-25	RPI 26-50	W-L RECORDS	RPI 51-100	RPI 101-150	RPI 150+				
18- 9	1- 5	3- 2	OVERALL	4- 1	3- 1	7- 0				
12- 3	1- 2	3- 0	HOME	2- 0	1- 1	5- 0				
5- 5	0- 3	0- 1	AWAY	2- 1	1- 0	2- 0				
1- 1	0- 0	0- 1	NEUTRAL	0- 0	1- 0	0- 0				
9- 2	0- 0	1- 1	NON-CONFERENCE	1- 0	2- 1	5- 0				
6- 1	0- 0	1- 0	HOME	1- 0	1- 1	3- 0				
2- 0	0- 0	0- 0	AWAY	0- 0	0- 0	2- 0				
1- 1	0- 0	0- 1	NEUTRAL	0- 0	1- 0	0- 0				
9- 7	1- 5	2- 1	CONFERENCE	3- 1	1- 0	2- 0				
6- 2	1- 2	2- 0	HOME	1- 0	0- 0	2- 0				
3- 5	0- 3	0- 1	AWAY	2- 1	1- 0	0- 0				
0- 0	0- 0	0- 0	NEUTRAL	0- 0	0- 0	0- 0				

RPI	S	Opponent	Score	RPI	S	Opponent	Score	Team's RPI: 30	RPI	S	Opponent	Score	RPI	S	Opponent	Score
3	A	Maryland	55 70	26	N	Florida St.	69 79		85	A	Minnesota	77 52	103	N	Kent St.	88 53
3	H	Maryland	49 77	36	H	Bradley	77 57		87	A	Nebraska	71 74	116	H	Notre Dame	72 76
7	A	Northwestern	73 81	41	H	Purdue	66 63		92	A	Michigan St.	65 57	138	A	Wisconsin	68 56
7	H	Northwestern	60 66	44	A	Rutgers	41 62		92	H	Michigan St.	89 69	150	H	Western Mich.	76 55
9	H	Iowa	78 63	44	H	Rutgers	71 57		98	H	Syracuse	84 76	151	A	Akron	80 71
21	A	Ohio St.	69 78										159	A	Eastern Mich.	57 38
													189	H	Illinois	80 59
													203	H	Penn St.	82 48
													236	H	Appalachian St.	62 35
													240	H	Morgan St.	80 48
													277	H	Oakland	79 64
LAST 10 Division I																
				92	A	Michigan St.	65 57		41	H	Purdue	66 63				
				189	H	Illinois	80 59		9	H	Iowa	78 63				
				44	A	Rutgers	41 62		7	A	Northwestern	73 81				
				7	H	Northwestern	60 66		44	H	Rutgers	71 57				
				85	A	Minnesota	77 52		87	A	Nebraska	71 74				

Non-Div I Games:

Michigan

■ Loss, 
 ■ Non-Conf, 
 ■ S Site, 
 ■ H Home 
 ■ A Away 
 N Neutral

Average RPI Win:	147	WON-LOST	WINNING	LAST 10	STRENGTH OF	OPP. STRENGTH	TEAM	ADJ.	CONF.	ADJ CONF.
Average RPI Loss:	44	RECORD	PCT. RANK	GAMES	SCHEDULE	OF SCHEDULE	RPI	RPI	RPI	RPI
DIV. I ONLY	14- 13	170	4-6	43	9	92	92	2	2	
DIV. I NON-CONF.	7- 4	100	0	273	59	166	166	1	1	
TOTALS	RPI 1-25	RPI 26-50	W-L RECORDS	RPI 51-100	RPI 101-150	RPI 150+				
14- 13	1- 5	3- 5	OVERALL	3- 2	2- 0	5- 1				
10- 3	1- 1	1- 2	HOME	2- 0	1- 0	5- 0				
3- 7	0- 4	2- 2	AWAY	0- 0	1- 0	0- 1				
1- 3	0- 0	0- 1	NEUTRAL	1- 2	0- 0	0- 0				
7- 4	0- 0	0- 2	NON-CONFERENCE	1- 2	1- 0	5- 0				
5- 0	0- 0	0- 0	HOME	0- 0	0- 0	5- 0				
1- 1	0- 0	0- 1	AWAY	0- 0	1- 0	0- 0				
1- 3	0- 0	0- 1	NEUTRAL	1- 2	0- 0	0- 0				
7- 9	1- 5	3- 3	CONFERENCE	2- 0	1- 0	0- 1				
5- 3	1- 1	1- 2	HOME	2- 0	1- 0	0- 0				
2- 6	0- 4	2- 1	AWAY	0- 0	0- 0	0- 1				
0- 0	0- 0	0- 0	NEUTRAL	0- 0	0- 0	0- 0				

RPI 1-25				RPI 26-50				RPI 51-100 Team's RPI: 92				RPI 101+			
RPI	S	Opponent	Score	RPI	S	Opponent	Score	RPI	S	Opponent	Score	RPI	S	Opponent	Score
3	A	Maryland	53 94	26	A	Florida St.	68 78	62	N	West Virginia	57 63	116	A	Notre Dame	72 69
7	A	Northwestern	55 85	30	A	Michigan	69 89	85	H	Minnesota	66 54	138	H	Wisconsin	69 52
7	H	Northwestern	48 76	30	H	Michigan	57 65	87	H	Nebraska	78 70	159	H	Eastern Mich.	85 50
9	A	Iowa	57 74	31	N	LSU	56 58	94	N	Kansas St.	65 60	203	A	Penn St.	73 86
19	A	Indiana	67 79	41	A	Purdue	65 63	98	N	Syracuse	63 77	277	H	Oakland	76 56
21	H	Ohio St.	68 65	41	H	Purdue	66 76					279	H	Morehead St.	93 48
				44	A	Rutgers	66 55					332	H	Detroit Mercy	110 52
				44	H	Rutgers	57 53					346	H	Hartford	79 34
LAST 10 Division I															
30	H	Michigan	57 65	3	A	Maryland	53 94								
41	A	Purdue	65 63	41	H	Purdue	66 76								
85	H	Minnesota	66 54	9	A	Iowa	57 74								
44	H	Rutgers	57 53	7	H	Northwestern	48 76								
7	A	Northwestern	55 85	44	A	Rutgers	66 55								

Non-Div I Games:

Michigan St.

■ Loss, 
 ■ Non-Conf, 
 ■ S Site, 
 ■ H Home 
 ■ A Away 
 N Neutral



## Middle Tenn.

Through Games Of Feb. 24, 2020

Average RPI Win:	190	WON-LOST	WINNING	LAST 10	STRENGTH OF	OPP. STRENGTH	TEAM	ADJ.	CONF.	ADJ CONF.
Average RPI Loss:	70	RECORD	PCT. RANK	GAMES	SCHEDULE	OF SCHEDULE	RPI	RPI	RPI	RPI
DIV. I ONLY	18- 9	73	7-3	63	107	58	58	13	13	
DIV. I NON-CONF.	8- 4	90	0	42	22	52	52	16	16	
TOTALS	RPI 1-25	RPI 26-50	W-L RECORDS	RPI 51-100	RPI 101-150	RPI 150+				
18- 9	1- 2	1- 3	OVERALL	0- 2	3- 1	13- 1				
10- 3	1- 1	1- 1	HOME	0- 0	1- 1	7- 0				
7- 4	0- 0	0- 1	AWAY	0- 2	1- 0	6- 1				
1- 2	0- 1	0- 1	NEUTRAL	0- 0	1- 0	0- 0				
8- 4	1- 2	0- 1	NON-CONFERENCE	0- 1	2- 0	5- 0				
5- 1	1- 1	0- 0	HOME	0- 0	1- 0	3- 0				
2- 1	0- 0	0- 0	AWAY	0- 1	0- 0	2- 0				
1- 2	0- 1	0- 1	NEUTRAL	0- 0	1- 0	0- 0				
10- 5	0- 0	1- 2	CONFERENCE	0- 1	1- 1	8- 1				
5- 2	0- 0	1- 1	HOME	0- 0	0- 1	4- 0				
5- 3	0- 0	0- 1	AWAY	0- 1	1- 0	4- 1				
0- 0	0- 0	0- 0	NEUTRAL	0- 0	0- 0	0- 0				

RPI 1-25			RPI 26-50			RPI 51-100			Team's RPI: 58	RPI 101+		
RPI	S	Opponent	Score	RPI	S	Opponent	Score	RPI	S	Opponent	Score	
12	N	Gonzaga	50 62	27	H	Old Dominion	56 67	57	A	Belmont	57 68	102 H VCU 86 63
16	H	TCU	82 70	29	N	Arizona St.	60 61	66	A	Rice	60 77	110 N Auburn 73 50
22	H	Kentucky	52 67	33	A	Western Ky.	63 71					122 A UAB 62 52
				49	H	Charlotte	83 59					122 H UAB 59 61
												157 A Tulane 64 62
												200 H Fla. Atlantic 81 66
												205 A Southern Miss. 77 69
												211 H Tennessee Tech 64 58
												212 H Furman 78 62
												220 A UTEP 92 80
												220 H UTEP 76 60
												228 A Marshall 75 55
												245 A East Carolina 68 66
												252 H Lipscomb 70 49
												259 A North Texas 80 60
												265 A Louisiana Tech 60 78
												303 H FIU 72 56
												312 H UTSA 69 48
LAST 10 Division I												
220	A	UTEP	92 80	312	H	UTSA	69 48					
122	H	UAB	59 61	220	H	UTEP	76 60					
122	A	UAB	62 52	205	A	Southern Miss.	77 69					
66	A	Rice	60 77	265	A	Louisiana Tech	60 78					
259	A	North Texas	80 60	303	H	FIU	72 56					

Non-Div I Games:

Middle Tenn.

■ Loss, 
 ■ Non-Conf, 
 ■ S Site, 
 ■ Home 
 ■ Away 
 N Neutral

## Milwaukee

Through Games Of Feb. 24, 2020

Average RPI Win:	258	WON-LOST	WINNING	LAST 10	STRENGTH OF	OPP. STRENGTH	TEAM	ADJ.	CONF.	ADJ CONF.
Average RPI Loss:	137	RECORD	PCT. RANK	GAMES	SCHEDULE	OF SCHEDULE	RPI	RPI	RPI	RPI
DIV. I ONLY	11- 15	222	6-4	237	194	238	238	22	22	
DIV. I NON-CONF.	2- 8	295	0	188	58	304	304	19	19	
TOTALS	RPI 1-25	RPI 26-50	W-L RECORDS	RPI 51-100	RPI 101-150	RPI 150+				
11- 15	0- 1	0- 2	OVERALL	0- 3	1- 3	10- 6				
7- 5	0- 0	0- 1	HOME	0- 1	1- 0	6- 3				
4- 10	0- 1	0- 1	AWAY	0- 2	0- 3	4- 3				
0- 0	0- 0	0- 0	NEUTRAL	0- 0	0- 0	0- 0				
2- 8	0- 1	0- 2	NON-CONFERENCE	0- 1	0- 2	2- 2				
2- 3	0- 0	0- 1	HOME	0- 0	0- 0	2- 2				
0- 5	0- 1	0- 1	AWAY	0- 1	0- 2	0- 0				
0- 0	0- 0	0- 0	NEUTRAL	0- 0	0- 0	0- 0				
9- 7	0- 0	0- 0	CONFERENCE	0- 2	1- 1	8- 4				
5- 2	0- 0	0- 0	HOME	0- 1	1- 0	4- 1				
4- 5	0- 0	0- 0	AWAY	0- 1	0- 1	4- 3				
0- 0	0- 0	0- 0	NEUTRAL	0- 0	0- 0	0- 0				

RPI 1-25				RPI 26-50				RPI 51-100				RPI 101+ Team's RPI: 238			
RPI	S	Opponent	Score	RPI	S	Opponent	Score	RPI	S	Opponent	Score	RPI	S	Opponent	Score
20	A	DePaul	65 94	37	H	Marquette	56 78	64	A	IUPUI	53 60	125	A	Columbia	46 74
				41	A	Purdue	55 68	64	H	IUPUI	52 75	130	A	Green Bay	48 61
								85	A	Minnesota	61 77	130	H	Green Bay	65 60
												138	A	Wisconsin	40 71
												155	A	Wright St.	77 67
												155	H	Wright St.	60 58
												180	H	Northern Ill.	78 65
												186	A	Northern Ky.	37 61
												186	H	Northern Ky.	49 61
												202	A	Cleveland St.	49 58
												234	H	North Dakota	58 66
												251	A	Youngstown St.	74 62
												261	H	Bowling Green	51 63
												277	A	Oakland	62 78
												277	H	Oakland	74 67
												332	A	Detroit Mercy	63 48
												332	H	Detroit Mercy	76 51
												335	H	Ark.-Pine Bluff	69 55
												343	A	UIC	66 60
												343	H	UIC	71 55
LAST 10 Division I															
343	A	UIC	66 60	155	A	Wright St.	77 67								
64	A	IUPUI	53 60	186	A	Northern Ky.	37 61								
332	H	Detroit Mercy	76 51	251	A	Youngstown St.	74 62								
277	H	Oakland	74 67	202	A	Cleveland St.	49 58								
130	H	Green Bay	65 60	64	H	IUPUI	52 75								

Non-Div I Games: Wis.-Parkside 84 77

Milwaukee

Loss, Non-Conf, S Site, H Home A Away N Neutral

# Minnesota

Through Games Of Feb. 24, 2020

Average RPI Win:	148	WON-LOST	WINNING	LAST 10	STRENGTH OF	OPP. STRENGTH	TEAM	ADJ.	CONF.	ADJ CONF.
Average RPI Loss:	54	RECORD	PCT. RANK	GAMES	SCHEDULE	OF SCHEDULE	RPI	RPI	RPI	RPI
DIV. I ONLY	15- 12	150	4-6	41	24	85	85	2	2	
DIV. I NON-CONF.	10- 1	20	0	86	160	26	26	1	1	
TOTALS	RPI 1-25	RPI 26-50	W-L RECORDS	RPI 51-100	RPI 101-150	RPI 150+				
15- 12	0- 7	3- 1	OVERALL	2- 2	4- 1	6- 1				
9- 7	0- 5	2- 1	HOME	2- 0	1- 1	4- 0				
6- 5	0- 2	1- 0	AWAY	0- 2	3- 0	2- 1				
0- 0	0- 0	0- 0	NEUTRAL	0- 0	0- 0	0- 0				
10- 1	0- 1	1- 0	NON-CONFERENCE	1- 0	3- 0	5- 0				
7- 1	0- 1	1- 0	HOME	1- 0	1- 0	4- 0				
3- 0	0- 0	0- 0	AWAY	0- 0	2- 0	1- 0				
0- 0	0- 0	0- 0	NEUTRAL	0- 0	0- 0	0- 0				
5- 11	0- 6	2- 1	CONFERENCE	1- 2	1- 1	1- 1				
2- 6	0- 4	1- 1	HOME	1- 0	0- 1	0- 0				
3- 5	0- 2	1- 0	AWAY	0- 2	1- 0	1- 1				
0- 0	0- 0	0- 0	NEUTRAL	0- 0	0- 0	0- 0				

RPI S	Opponent	Score	RPI S	Opponent	Score	RPI S	Opponent	Score	RPI S	Opponent	Score
7	H Northwestern	54 56	29	H Arizona St.	80 66	82	H Montana St.	71 60	116	A Notre Dame	75 67
9	H Iowa	75 76	30	H Michigan	52 77	87	A Nebraska	58 72	133	H Lehigh	77 49
10	H Missouri St.	69 77	41	A Purdue	72 59	87	H Nebraska	67 61	138	A Wisconsin	73 64
19	A Indiana	52 65	44	H Rutgers	73 71	92	A Michigan St.	54 66	138	H Wisconsin	62 72
19	H Indiana	69 75							141	A George Washington	83 50
21	A Ohio St.	76 99							161	H UC Davis	76 67
21	H Ohio St.	63 66							182	A American	70 53
									189	A Illinois	71 74
									203	A Penn St.	81 74
									238	H Milwaukee	77 61
									297	H Vermont	90 58
									324	H Bryant	101 56
LAST 10 Division I											
19	H Indiana	69 75	44	H Rutgers	73 71						
92	A Michigan St.	54 66	87	H Nebraska	67 61						
21	A Ohio St.	76 99	19	A Indiana	52 65						
30	H Michigan	52 77	138	H Wisconsin	62 72						
138	A Wisconsin	73 64	41	A Purdue	72 59						

Non-Div I Games:

Minnesota

Loss, Non-Conf, S Site, H Home A Away N Neutral

## Mississippi St.

Through Games Of Feb. 24, 2020

Average RPI Win:	119	WON-LOST	WINNING	LAST 10	STRENGTH OF	OPP. STRENGTH	TEAM	ADJ.	CONF.	ADJ CONF.
Average RPI Loss:	32	RECORD	PCT. RANK	GAMES	SCHEDULE	OF SCHEDULE	RPI	RPI	RPI	RPI
DIV. I ONLY	23- 5	25	7-3	25	26	15	15	4	4	
DIV. I NON-CONF.	12- 2	28	0	33	65	12	12	5	5	
TOTALS	RPI 1-25	RPI 26-50	W-L RECORDS	RPI 51-100	RPI 101-150	RPI 150+				
23- 5	1- 3	5- 0	OVERALL	4- 2	6- 0	7- 0				
11- 2	1- 0	3- 0	HOME	1- 2	2- 0	4- 0				
8- 2	0- 2	1- 0	AWAY	2- 0	3- 0	2- 0				
4- 1	0- 1	1- 0	NEUTRAL	1- 0	1- 0	1- 0				
12- 2	0- 1	4- 0	NON-CONFERENCE	1- 1	1- 0	6- 0				
5- 1	0- 0	2- 0	HOME	0- 1	0- 0	3- 0				
3- 0	0- 0	1- 0	AWAY	0- 0	0- 0	2- 0				
4- 1	0- 1	1- 0	NEUTRAL	1- 0	1- 0	1- 0				
11- 3	1- 2	1- 0	CONFERENCE	3- 1	5- 0	1- 0				
6- 1	1- 0	1- 0	HOME	1- 1	2- 0	1- 0				
5- 2	0- 2	0- 0	AWAY	2- 0	3- 0	0- 0				
0- 0	0- 0	0- 0	NEUTRAL	0- 0	0- 0	0- 0				

RPI 1-25				RPI 26-50				RPI 51-100				RPI 101+			
RPI	S	Opponent	Score	RPI	S	Opponent	Score	RPI	S	Opponent	Score	RPI	S	Opponent	Score
2	A	South Carolina	79 81	31	H	LSU	64 60	55	A	Tennessee	72 55	110	A	Auburn	92 85
8	N	Stanford	62 67	37	A	Marquette	74 68	62	H	West Virginia	65 71	110	H	Auburn	78 73
13	H	Texas A&M	69 57	45	N	Virginia	72 59	65	H	Alabama	64 66	120	A	Vanderbilt	68 52
22	A	Kentucky	62 73	47	H	Troy	122 82	69	N	South Fla.	86 61	128	H	Florida	93 47
				50	H	UT Martin	82 46	70	A	Georgia	73 66	130	N	Green Bay	83 58
								70	H	Georgia	67 53	145	A	Missouri	79 64
												152	A	Jackson St.	92 53
												196	H	Little Rock	89 50
												205	H	Southern Miss.	91 58
												208	A	Louisiana	64 48
												229	H	Murray St.	124 43
												233	N	San Francisco	73 38
												287	H	Ole Miss	80 39
LAST 10 Division I															
65	H	Alabama	64 66	70	H	Georgia	67 53								
110	A	Auburn	92 85	110	H	Auburn	78 73								
22	A	Kentucky	62 73	287	H	Ole Miss	80 39								
13	H	Texas A&M	69 57	120	A	Vanderbilt	68 52								
55	A	Tennessee	72 55	2	A	South Carolina	79 81								

Non-Div I Games:

Mississippi St.

■ Loss, 
 ■ Non-Conf, S Site, 
 ■ Home 
 ■ Away 
 N Neutral

Mississippi Valley				Through Games of Feb. 11, 1910						
Average RPI Win:	343	WON-LOST	WINNING	LAST 10	STRENGTH OF	OPP. STRENGTH	TEAM	ADJ.	CONF.	ADJ CONF.
Average RPI Loss:	251	RECORD	PCT. RANK	GAMES	SCHEDULE	OF SCHEDULE	RPI	RPI	RPI	RPI
DIV. I ONLY	2- 24	348	1-9	350	351	351	351	32	32	
DIV. I NON-CONF.	1- 10	329	0	337	341	350	350	31	31	
TOTALS	RPI 1-25	RPI 26-50	W-L RECORDS	RPI 51-100	RPI 101-150	RPI 150+				
2- 24	0- 0	0- 0	OVERALL	0- 0	0- 2	2- 22				
2- 10	0- 0	0- 0	HOME	0- 0	0- 1	2- 9				
0- 13	0- 0	0- 0	AWAY	0- 0	0- 1	0- 12				
0- 1	0- 0	0- 0	NEUTRAL	0- 0	0- 0	0- 1				
1- 10	0- 0	0- 0	NON-CONFERENCE	0- 0	0- 0	1- 10				
1- 2	0- 0	0- 0	HOME	0- 0	0- 0	1- 2				
0- 7	0- 0	0- 0	AWAY	0- 0	0- 0	0- 7				
0- 1	0- 0	0- 0	NEUTRAL	0- 0	0- 0	0- 1				
1- 14	0- 0	0- 0	CONFERENCE	0- 0	0- 2	1- 12				
1- 8	0- 0	0- 0	HOME	0- 0	0- 1	1- 7				
0- 6	0- 0	0- 0	AWAY	0- 0	0- 1	0- 5				
0- 0	0- 0	0- 0	NEUTRAL	0- 0	0- 0	0- 0				

[illegible]

Non-Div I Games:

Mississippi Val.

Loss, Non-Conf, S Site, H Home A Away N Neutral

Average RPI Win:	178	WON-LOST	WINNING	LAST 10	STRENGTH OF	OPP. STRENGTH	TEAM	ADJ.	CONF.	ADJ CONF.
Average RPI Loss:	75	RECORD	PCT. RANK	GAMES	SCHEDULE	OF SCHEDULE	RPI	RPI	RPI	RPI
DIV. I ONLY	8- 19	292	4-6	12	70	145	145	4	4	
DIV. I NON-CONF.	3- 10	282	0	39	132	231	231	5	5	
TOTALS	RPI 1-25	RPI 26-50	W-L RECORDS	RPI 51-100	RPI 101-150	RPI 150+				
8- 19	0- 6	1- 4	OVERALL	2- 3	1- 3	4- 3				
5- 9	0- 4	1- 1	HOME	1- 2	0- 1	3- 1				
3- 8	0- 2	0- 3	AWAY	1- 1	1- 1	1- 1				
0- 2	0- 0	0- 0	NEUTRAL	0- 0	0- 1	0- 1				
3- 10	0- 2	0- 1	NON-CONFERENCE	1- 2	0- 2	2- 3				
3- 4	0- 1	0- 0	HOME	1- 2	0- 0	2- 1				
0- 4	0- 1	0- 1	AWAY	0- 0	0- 1	0- 1				
0- 2	0- 0	0- 0	NEUTRAL	0- 0	0- 1	0- 1				
5- 9	0- 4	1- 3	CONFERENCE	1- 1	1- 1	2- 0				
2- 5	0- 3	1- 1	HOME	0- 0	0- 1	1- 0				
3- 4	0- 1	0- 2	AWAY	1- 1	1- 0	1- 0				
0- 0	0- 0	0- 0	NEUTRAL	0- 0	0- 0	0- 0				

RPI 1-25				RPI 26-50				RPI 51-100				RPI 101+ Team's RPI: 145			
RPI	S	Opponent	Score	RPI	S	Opponent	Score	RPI	S	Opponent	Score	RPI	S	Opponent	Score
2	H	South Carolina	45 78	31	A	LSU	58 66	55	A	Tennessee	66 77	113	N	North Carolina	69 82
10	A	Missouri St.	72 79	31	H	LSU	69 65	70	A	Georgia	73 65	120	A	Vanderbilt	78 66
13	A	Texas A&M	53 72	34	A	South Dakota	56 72	75	H	UNI	73 78	128	H	Florida	67 75
14	H	Princeton	33 68	35	A	Arkansas	73 90	87	H	Nebraska	85 90	130	A	Green Bay	64 72
15	H	Mississippi St.	64 79	35	H	Arkansas	81 85	93	H	Saint Louis	83 58	189	H	Illinois	51 58
22	H	Kentucky	47 62									193	H	Western Ill.	97 89
												210	A	UMKC	56 59
												222	N	New Mexico	68 71
												287	A	Ole Miss	71 57
												287	H	Ole Miss	82 67
												340	H	SIUE	68 51
LAST 10 Division I															
287	H	Ole Miss	82 67	35	H	Arkansas	81 85								
120	A	Vanderbilt	78 66	22	H	Kentucky	47 62								
128	H	Florida	67 75	13	A	Texas A&M	53 72								
31	A	LSU	58 66	287	A	Ole Miss	71 57								
70	A	Georgia	73 65	2	H	South Carolina	45 78								

Non-Div I Games:

Missouri

■ Loss, 
■ Non-Conf, 
■ S Site, 
■ H Home 
■ A Away 
N Neutral

Average RPI Win:	136	WON-LOST	WINNING	LAST 10	STRENGTH OF	OPP. STRENGTH	TEAM	ADJ.	CONF.	ADJ CONF.
Average RPI Loss:	43	RECORD	PCT. RANK	GAMES	SCHEDULE	OF SCHEDULE	RPI	RPI	RPI	RPI
DIV. I ONLY	22- 3	12	9-1	52	72	10	10	8	8	
DIV. I NON-CONF.	9- 2	37	0	18	13	5	5	7	7	
TOTALS	RPI 1-25	RPI 26-50	W-L RECORDS	RPI 51-100	RPI 101-150	RPI 150+				
22- 3	0- 2	4- 0	OVERALL	8- 1	3- 0	7- 0				
12- 0	0- 0	2- 0	HOME	4- 0	1- 0	5- 0				
10- 3	0- 2	2- 0	AWAY	4- 1	2- 0	2- 0				
0- 0	0- 0	0- 0	NEUTRAL	0- 0	0- 0	0- 0				
9- 2	0- 2	1- 0	NON-CONFERENCE	4- 0	1- 0	3- 0				
5- 0	0- 0	0- 0	HOME	1- 0	1- 0	3- 0				
4- 2	0- 2	1- 0	AWAY	3- 0	0- 0	0- 0				
0- 0	0- 0	0- 0	NEUTRAL	0- 0	0- 0	0- 0				
13- 1	0- 0	3- 0	CONFERENCE	4- 1	2- 0	4- 0				
7- 0	0- 0	2- 0	HOME	3- 0	0- 0	2- 0				
6- 1	0- 0	1- 0	AWAY	1- 1	2- 0	2- 0				
0- 0	0- 0	0- 0	NEUTRAL	0- 0	0- 0	0- 0				

RPI 1-25				Team's RPI: 10		RPI 26-50				RPI 51-100				RPI 101+			
RPI	S	Opponent	Score	RPI	S	Opponent	Score	RPI	S	Opponent	Score	RPI	S	Opponent	Score		
12	A	Gonzaga	52 64	28	A	Drake	89 83	56	A	Oklahoma	96 90	145	H	Missouri	79 72		
17	A	Oregon St.	69 80	28	H	Drake	69 67	75	A	UNI	66 55	147	A	Loyola Chicago	74 72		
				34	A	South Dakota	74 66	75	H	UNI	80 66	149	A	Valparaiso	81 68		
				36	H	Bradley	90 56	85	A	Minnesota	77 69	160	H	Wichita St.	68 55		
								86	H	Illinois St.	87 74	204	H	Santa Clara	71 64		
								95	H	A&M-Corpus Christi	79 51	210	H	UMKC	83 58		
								99	A	Southern Ill.	68 70	272	A	Indiana St.	76 55		
								99	H	Southern Ill.	88 57	272	H	Indiana St.	82 58		
								100	A	Boise St.	72 69	320	A	Evansville	81 55		
												320	H	Evansville	76 62		
LAST 10 Division I																	
				272	H	Indiana St.	82 58	86	H	Illinois St.	87 74						
				320	H	Evansville	76 62	36	H	Bradley	90 56						
				99	H	Southern Ill.	88 57	320	A	Evansville	81 55						
				28	A	Drake	89 83	272	A	Indiana St.	76 55						
				75	A	UNI	66 55	99	A	Southern Ill.	68 70						

Non-Div I Games: William Jewell 111 39

Missouri St.

Average RPI Win: <b>272</b>	WON-LOST	WINNING	LAST 10	STRENGTH OF	OPP. STRENGTH	TEAM	ADJ.	CONF.	ADJ CONF.
Average RPI Loss: <b>181</b>	RECORD	PCT. RANK	GAMES	SCHEDULE	OF SCHEDULE	RPI	RPI	RPI	RPI
DIV. I ONLY	7- 19	297	2-8	247	265	299	299	24	24
DIV. I NON-CONF.	3- 6	235	0	131	207	188	188	25	25
TOTALS	RPI 1-25	RPI 26-50	W-L RECORDS	RPI 51-100	RPI 101-150	RPI 150+			
7- 19	0- 2	0- 0	OVERALL	0- 4	0- 1	7- 12			
3- 7	0- 0	0- 0	HOME	0- 1	0- 0	3- 6			
3- 12	0- 2	0- 0	AWAY	0- 3	0- 1	3- 6			
1- 0	0- 0	0- 0	NEUTRAL	0- 0	0- 0	1- 0			
3- 6	0- 2	0- 0	NON-CONFERENCE	0- 1	0- 1	3- 2			
1- 1	0- 0	0- 0	HOME	0- 0	0- 0	1- 1			
1- 5	0- 2	0- 0	AWAY	0- 1	0- 1	1- 1			
1- 0	0- 0	0- 0	NEUTRAL	0- 0	0- 0	1- 0			
4- 13	0- 0	0- 0	CONFERENCE	0- 3	0- 0	4- 10			
2- 6	0- 0	0- 0	HOME	0- 1	0- 0	2- 5			
2- 7	0- 0	0- 0	AWAY	0- 2	0- 0	2- 5			
0- 0	0- 0	0- 0	NEUTRAL	0- 0	0- 0	0- 0			

RPI 1-25				RPI 26-50				RPI 51-100				RPI 101+ Team's RPI: 299			
RPI	S	Opponent	Score	RPI	S	Opponent	Score	RPI	S	Opponent	Score	RPI	S	Opponent	Score
14	A	Princeton	40 <b>52</b>					60	A	Bucknell	37 <b>71</b>	112	A	San Diego	49 <b>57</b>
24	A	Arizona	34 <b>86</b>					61	A	Marist	66 <b>76</b>	170	H	Providence	52 <b>68</b>
								61	H	Marist	53 <b>74</b>	174	H	Lafayette	52 44
								91	A	Rider	25 <b>48</b>	190	A	Quinnipiac	53 <b>60</b>
												190	H	Quinnipiac	45 <b>52</b>
												206	H	Manhattan	62 60
												221	A	Iona	56 50
												221	H	Iona	33 <b>36</b>
												226	A	Fairfield	38 <b>49</b>
												226	H	Fairfield	39 <b>40</b>
												264	A	Loyola Maryland	48 <b>64</b>
												278	A	Siena	39 <b>51</b>
												284	A	Niagara	61 <b>62</b>
												284	H	Niagara	70 <b>73</b>
												319	A	Albany (NY)	53 41
												323	A	Saint Peter's	81 67
												323	H	Saint Peter's	59 57
												336	N	Purdue Fort Wayne	60 46
												337	A	Canisius	53 <b>54</b>
												337	H	Canisius	62 <b>71</b>
LAST 10 Division I															
337	A	Canisius	53 <b>54</b>	190	H	Quinnipiac	45 <b>52</b>								
284	A	Niagara	61 <b>62</b>	91	A	Rider	25 <b>48</b>								
226	H	Fairfield	39 <b>40</b>	61	H	Marist	53 <b>74</b>								
221	A	Iona	56 50	278	A	Siena	39 <b>51</b>								
323	H	Saint Peter's	59 57	284	H	Niagara	70 <b>73</b>								

Non-Div I Games:

Monmouth



RPI 1-25				RPI 26-50				RPI 51-100				RPI 101+				Team's RPI: 165	
RPI	S	Opponent	Score	RPI	S	Opponent	Score	RPI	S	Opponent	Score	RPI	S	Opponent	Score		
24	H	Arizona	42 77	34	A	South Dakota	64 96	73	H	Fresno St.	63 76	123	A	Idaho	51 52		
								82	A	Montana St.	78 92	123	H	Idaho	69 60		
								82	H	Montana St.	61 66	162	A	Northern Ariz.	79 71		
												168	A	Idaho St.	59 72		
												168	H	Idaho St.	53 67		
												178	H	Southern Utah	81 74		
												204	N	Santa Clara	58 68		
												215	A	Portland St.	65 78		
												215	H	Portland St.	62 55		
												224	H	Northern Colo.	58 67		
												227	H	Grand Canyon	72 67		
												230	A	Cal St. Fullerton	71 69		
												300	A	Eastern Wash.	77 56		
												300	H	Eastern Wash.	92 54		
												302	A	Utah Valley	63 52		
												308	A	Sacramento St.	64 60		
												322	A	Weber St.	78 46		
												322	H	Weber St.	85 57		
LAST 10 Division I																	
				82	A	Montana St.	78 92	82	H	Montana St.	61 66						
				168	A	Idaho St.	59 72	215	H	Portland St.	62 55						
				322	A	Weber St.	78 46	322	H	Weber St.	85 57						
				123	H	Idaho	69 60	168	H	Idaho St.	53 67						
				300	A	Eastern Wash.	77 56	123	A	Idaho	51 52						

Mont. St. Billings 70 53

Mont. St.-Northern 98 45

Page 177

Loss, Non-Conf, S Site, H Home A Away N Neutral

Average RPI Win:	224	WON-LOST	WINNING	LAST 10	STRENGTH OF	OPP. STRENGTH	TEAM	ADJ.	CONF.	ADJ CONF.
Average RPI Loss:	79	RECORD	PCT. RANK	GAMES	SCHEDULE	OF SCHEDULE	RPI	RPI	RPI	RPI
DIV. I ONLY	17- 6	46	10-0	160	178	82	82	18	18	
DIV. I NON-CONF.	2- 5	259	0	11	76	128	128	17	17	
TOTALS	RPI 1-25	RPI 26-50	W-L RECORDS	RPI 51-100	RPI 101-150	RPI 150+				
17- 6	0- 2	0- 0	OVERALL	0- 2	1- 1	16- 1				
8- 2	0- 1	0- 0	HOME	0- 0	0- 1	8- 0				
9- 2	0- 0	0- 0	AWAY	0- 2	1- 0	8- 0				
0- 2	0- 1	0- 0	NEUTRAL	0- 0	0- 0	0- 1				
2- 5	0- 2	0- 0	NON-CONFERENCE	0- 2	0- 0	2- 1				
1- 1	0- 1	0- 0	HOME	0- 0	0- 0	1- 0				
1- 2	0- 0	0- 0	AWAY	0- 2	0- 0	1- 0				
0- 2	0- 1	0- 0	NEUTRAL	0- 0	0- 0	0- 1				
15- 1	0- 0	0- 0	CONFERENCE	0- 0	1- 1	14- 0				
7- 1	0- 0	0- 0	HOME	0- 0	0- 1	7- 0				
8- 0	0- 0	0- 0	AWAY	0- 0	1- 0	7- 0				
0- 0	0- 0	0- 0	NEUTRAL	0- 0	0- 0	0- 0				

RPI 1-25				RPI 26-50				RPI 51-100 Team's RPI: 82				RPI 101+			
RPI	S	Opponent	Score	RPI	S	Opponent	Score	RPI	S	Opponent	Score	RPI	S	Opponent	Score
12	H	Gonzaga	55 70					80	A	South Dakota St.	50 60	123	A	Idaho	62 56
13	N	Texas A&M	67 78					85	A	Minnesota	60 71	123	H	Idaho	68 69
												160	N	Wichita St.	64 66
												161	H	UC Davis	77 65
												162	A	Northern Ariz.	72 64
												165	A	Montana	66 61
												165	H	Montana	92 78
												168	A	Idaho St.	74 55
												168	H	Idaho St.	67 59
												178	H	Southern Utah	91 65
												215	A	Portland St.	73 62
												215	H	Portland St.	98 67
												224	H	Northern Colo.	91 58
												300	A	Eastern Wash.	89 85
												300	H	Eastern Wash.	79 47
												304	A	Seattle U	73 65
												308	A	Sacramento St.	85 48
												322	A	Weber St.	102 67
												322	H	Weber St.	81 52
LAST 10 Division I															
165	H	Montana	92 78	123	A	Idaho	62 56								
215	H	Portland St.	98 67	165	A	Montana	66 61								
322	A	Weber St.	102 67	168	H	Idaho St.	67 59								
168	A	Idaho St.	74 55	322	H	Weber St.	81 52								
300	H	Eastern Wash.	79 47	300	A	Eastern Wash.	89 85								

Non-Div I Games: Carroll (MT) 67 33 Mont. St.-Northern 93 34

Montana St.

Average RPI Win:	291	WON-LOST	WINNING	LAST 10	STRENGTH OF	OPP. STRENGTH	TEAM	ADJ.	CONF.	ADJ CONF.
Average RPI Loss:	144	RECORD	PCT. RANK	GAMES	SCHEDULE	OF SCHEDULE	RPI	RPI	RPI	RPI
DIV. I ONLY	8- 18	285	3-7	176	244	279	279	20	20	
DIV. I NON-CONF.	2- 8	295	0	68	148	255	255	23	23	
TOTALS	RPI 1-25	RPI 26-50	W-L RECORDS	RPI 51-100	RPI 101-150	RPI 150+				
8- 18	0- 2	0- 1	OVERALL	0- 4	0- 2	8- 9				
5- 8	0- 0	0- 1	HOME	0- 1	0- 1	5- 5				
3- 10	0- 2	0- 0	AWAY	0- 3	0- 1	3- 4				
0- 0	0- 0	0- 0	NEUTRAL	0- 0	0- 0	0- 0				
2- 8	0- 2	0- 0	NON-CONFERENCE	0- 2	0- 1	2- 3				
2- 2	0- 0	0- 0	HOME	0- 0	0- 0	2- 2				
0- 6	0- 2	0- 0	AWAY	0- 2	0- 1	0- 1				
0- 0	0- 0	0- 0	NEUTRAL	0- 0	0- 0	0- 0				
6- 10	0- 0	0- 1	CONFERENCE	0- 2	0- 1	6- 6				
3- 6	0- 0	0- 1	HOME	0- 1	0- 1	3- 3				
3- 4	0- 0	0- 0	AWAY	0- 1	0- 0	3- 3				
0- 0	0- 0	0- 0	NEUTRAL	0- 0	0- 0	0- 0				

RPI 1-25				RPI 26-50				RPI 51-100				RPI 101+ Team's RPI: 279			
RPI	S	Opponent	Score	RPI	S	Opponent	Score	RPI	S	Opponent	Score	RPI	S	Opponent	Score
4	A	Baylor	47 94	50	H	UT Martin	64 82	52	A	Dayton	41 58	119	H	Southeast Mo. St.	61 67
22	A	Kentucky	54 79					57	A	Belmont	62 71	149	A	Valparaiso	53 55
								57	H	Belmont	56 63	153	H	N.C. A&T	56 74
								92	A	Michigan St.	48 93	201	H	Radford	73 62
												211	A	Tennessee Tech	75 82
												211	H	Tennessee Tech	55 75
												213	H	Stetson	55 58
												214	A	Eastern Ill.	62 67
												214	H	Eastern Ill.	51 57
												229	A	Murray St.	75 83
												253	A	Jacksonville St.	69 55
												253	H	Jacksonville St.	67 48
												261	A	Bowling Green	65 79
												275	H	Saint Francis (PA)	65 54
												285	H	Eastern Ky.	47 68
												334	A	Tennessee St.	84 47
												334	H	Tennessee St.	69 60
												340	A	SIUE	63 55
												340	H	SIUE	75 69
LAST 10 Division I															
334	H	Tennessee St.	69 60	340	A	SIUE	63 55								
57	H	Belmont	56 63	50	H	UT Martin	64 82								
229	A	Murray St.	75 83	119	H	Southeast Mo. St.	61 67								
285	H	Eastern Ky.	47 68	253	A	Jacksonville St.	69 55								
214	A	Eastern Ill.	62 67	211	A	Tennessee Tech	75 82								

Non-Div I Games: Asbury 107 55 Midway 107 55

Morehead St.

Average RPI Win:	283	WON-LOST	WINNING	LAST 10	STRENGTH OF	OPP. STRENGTH	TEAM	ADJ.	CONF.	ADJ CONF.
Average RPI Loss:	190	RECORD	PCT. RANK	GAMES	SCHEDULE	OF SCHEDULE	RPI	RPI	RPI	RPI
DIV. I ONLY	12- 13	189	8-2	336	295	240	240	29	29	
DIV. I NON-CONF.	2- 9	304	0	244	191	302	302	29	29	
TOTALS	RPI 1-25	RPI 26-50	W-L RECORDS	RPI 51-100	RPI 101-150	RPI 150+				
12- 13	0- 0	0- 2	OVERALL	0- 2	0- 1	12- 8				
6- 1	0- 0	0- 0	HOME	0- 0	0- 0	6- 1				
6- 10	0- 0	0- 2	AWAY	0- 1	0- 1	6- 6				
0- 2	0- 0	0- 0	NEUTRAL	0- 1	0- 0	0- 1				
2- 9	0- 0	0- 2	NON-CONFERENCE	0- 2	0- 0	2- 5				
1- 0	0- 0	0- 0	HOME	0- 0	0- 0	1- 0				
1- 7	0- 0	0- 2	AWAY	0- 1	0- 0	1- 4				
0- 2	0- 0	0- 0	NEUTRAL	0- 1	0- 0	0- 1				
10- 4	0- 0	0- 0	CONFERENCE	0- 0	0- 1	10- 3				
5- 1	0- 0	0- 0	HOME	0- 0	0- 0	5- 1				
5- 3	0- 0	0- 0	AWAY	0- 0	0- 1	5- 2				
0- 0	0- 0	0- 0	NEUTRAL	0- 0	0- 0	0- 0				

RPI S	Opponent	Score	RPI S	Opponent	Score	RPI S	Opponent	Score	RPI S	Opponent	Score	Team's RPI: 240
30	A Michigan	48 80	37	A Marquette	48 70	59	N Stony Brook	56 63	106	A Bethune-Cookman	65 74	
						87	A Nebraska	55 78	151	N Akron	45 52	
									153	H N.C. A&T	42 38	
									175	A Norfolk St.	57 64	
									228	A Marshall	57 52	
									249	A Howard	68 52	
									249	H Howard	74 67	
									256	H Texas St.	72 62	
									262	A Delaware St.	61 69	
									262	H Delaware St.	61 41	
									288	A UMBC	63 65	
									307	H N.C. Central	86 79	
									309	A Omaha	64 70	
									318	A Hofstra	39 51	
									323	A Saint Peter's	77 78	
									325	A UMES	55 44	
									325	H UMES	61 71	
									331	A Coppin St.	47 42	
									341	A Florida A&M	59 47	
									349	A South Carolina St.	60 47	
									349	H South Carolina St.	77 47	
LAST 10 Division I												
262	H Delaware St.	61 41	249	A Howard	68 52							
349	A South Carolina St.	60 47	325	A UMES	55 44							
175	A Norfolk St.	57 64	331	A Coppin St.	47 42							
307	H N.C. Central	86 79	153	H N.C. A&T	42 38							
325	H UMES	61 71	249	H Howard	74 67							

Non-Div I Games: Washington Adventis84 52 Notre Dame (MD) 113 34

Morgan St.

Loss, Non-Conf, S Site, H Home A Away N Neutral

## Mt. St. Mary's

Through Games Of Feb. 24, 2020

Average RPI Win:	270	WON-LOST	WINNING	LAST 10	STRENGTH OF	OPP. STRENGTH	TEAM	ADJ.	CONF.	ADJ CONF.
Average RPI Loss:	150	RECORD	PCT. RANK	GAMES	SCHEDULE	OF SCHEDULE	RPI	RPI	RPI	RPI
DIV. I ONLY	17- 9	80	9-1	267	281	140	140	30	30	
DIV. I NON-CONF.	4- 7	225	0	120	100	179	179	30	30	
TOTALS	RPI 1-25	RPI 26-50	W-L RECORDS	RPI 51-100	RPI 101-150	RPI 150+				
17- 9	0- 2	0- 1	OVERALL	0- 0	2- 2	15- 4				
8- 2	0- 0	0- 0	HOME	0- 0	0- 1	8- 1				
8- 6	0- 2	0- 1	AWAY	0- 0	1- 0	7- 3				
1- 1	0- 0	0- 0	NEUTRAL	0- 0	1- 1	0- 0				
4- 7	0- 2	0- 1	NON-CONFERENCE	0- 0	1- 2	3- 2				
2- 1	0- 0	0- 0	HOME	0- 0	0- 1	2- 0				
1- 5	0- 2	0- 1	AWAY	0- 0	0- 0	1- 2				
1- 1	0- 0	0- 0	NEUTRAL	0- 0	1- 1	0- 0				
13- 2	0- 0	0- 0	CONFERENCE	0- 0	1- 0	12- 2				
6- 1	0- 0	0- 0	HOME	0- 0	0- 0	6- 1				
7- 1	0- 0	0- 0	AWAY	0- 0	1- 0	6- 1				
0- 0	0- 0	0- 0	NEUTRAL	0- 0	0- 0	0- 0				

RPI 1-25				RPI 26-50				RPI 51-100				RPI 101+ Team's RPI: 140			
RPI	S	Opponent	Score	RPI	S	Opponent	Score	RPI	S	Opponent	Score	RPI	S	Opponent	Score
19	A	Indiana	52 75	27	A	Old Dominion	34 85					114	N	Richmond	75 67
22	A	Kentucky	44 67									129	A	Robert Morris	62 59
												133	H	Lehigh	65 66
												142	N	Hampton	60 68
												176	A	Towson	57 73
												185	A	Merrimack	55 76
												185	H	Merrimack	62 53
												201	A	Radford	75 58
												264	H	Loyola Maryland	81 75
												275	H	Saint Francis (PA)	68 44
												280	A	Wagner	67 52
												280	H	Wagner	78 63
												288	H	UMBC	71 61
												310	A	Sacred Heart	67 58
												311	A	St. Francis Brooklyn	67 62
												311	H	St. Francis Brooklyn	69 60
												317	A	Fairleigh Dickinson	69 61
												324	A	Bryant	76 70
												324	H	Bryant	67 72
												325	A	UMES	76 78
												330	A	LIU Brooklyn	77 57
												330	H	LIU Brooklyn	75 57
												348	H	Central Conn. St.	72 64
LAST 10 Division I															
				185	H	Merrimack	62 53					311	A	St. Francis Brooklyn	67 62
				129	A	Robert Morris	62 59					310	A	Sacred Heart	67 58
				280	A	Wagner	67 52					317	A	Fairleigh Dickinson	69 61
				275	H	Saint Francis (PA)	68 44					324	H	Bryant	67 72
				330	A	LIU Brooklyn	77 57					311	H	St. Francis Brooklyn	69 60

Non-Div I Games: Frostburg St. 94 40

Mt. St. Mary's

Loss, Non-Conf, S Site, H Home A Away N Neutral

Average RPI Win: <b>280</b>	WON-LOST	WINNING	LAST 10	STRENGTH OF	OPP. STRENGTH	TEAM	ADJ.	CONF.	ADJ CONF.
Average RPI Loss: <b>130</b>	RECORD	PCT. RANK	GAMES	SCHEDULE	OF SCHEDULE	RPI	RPI	RPI	RPI
DIV. I ONLY	<b>11- 14</b>	<b>210</b>	<b>5-5</b>	<b>269</b>	<b>202</b>	<b>229</b>	<b>229</b>	<b>20</b>	<b>20</b>
DIV. I NON-CONF.	<b>5- 4</b>	<b>140</b>	<b>0</b>	<b>315</b>	<b>86</b>	<b>190</b>	<b>190</b>	<b>23</b>	<b>23</b>
TOTALS	RPI 1-25	RPI 26-50	W-L RECORDS	RPI 51-100	RPI 101-150	RPI 150+			
11- 14	0- 2	0- 2	OVERALL	0- 3	1- 1	10- 6			
7- 3	0- 0	0- 1	HOME	0- 1	1- 0	6- 1			
4- 11	0- 2	0- 1	AWAY	0- 2	0- 1	4- 5			
0- 0	0- 0	0- 0	NEUTRAL	0- 0	0- 0	0- 0			
5- 4	0- 2	0- 0	NON-CONFERENCE	0- 1	0- 0	5- 1			
2- 1	0- 0	0- 0	HOME	0- 0	0- 0	2- 1			
3- 3	0- 2	0- 0	AWAY	0- 1	0- 0	3- 0			
0- 0	0- 0	0- 0	NEUTRAL	0- 0	0- 0	0- 0			
6- 10	0- 0	0- 2	CONFERENCE	0- 2	1- 1	5- 5			
5- 2	0- 0	0- 1	HOME	0- 1	1- 0	4- 0			
1- 8	0- 0	0- 1	AWAY	0- 1	0- 1	1- 5			
0- 0	0- 0	0- 0	NEUTRAL	0- 0	0- 0	0- 0			

RPI 1-25				RPI 26-50				RPI 51-100				RPI 101+ Team's RPI: 229			
RPI	S	Opponent	Score	RPI	S	Opponent	Score	RPI	S	Opponent	Score	RPI	S	Opponent	Score
5	A	Louisville	40 <b>76</b>	50	A	UT Martin	56 <b>98</b>	57	A	Belmont	53 <b>70</b>	119	A	Southeast Mo. St.	73 <b>88</b>
15	A	Mississippi St.	43 <b>124</b>	50	H	UT Martin	64 <b>89</b>	57	H	Belmont	56 <b>86</b>	119	H	Southeast Mo. St.	70 62
								99	A	Southern Ill.	66 <b>76</b>	173	H	Samford	56 <b>84</b>
												179	A	Austin Peay	61 <b>69</b>
												211	A	Tennessee Tech	72 <b>77</b>
												214	A	Eastern Ill.	46 <b>66</b>
												214	H	Eastern Ill.	92 87
												252	A	Lipscomb	67 57
												253	A	Jacksonville St.	51 <b>68</b>
												258	H	Arkansas St.	77 62
												272	H	Indiana St.	70 62
												279	H	Morehead St.	83 75
												320	A	Evansville	61 59
												334	A	Tennessee St.	81 <b>96</b>
												334	H	Tennessee St.	100 62
												340	A	SIUE	70 61
												340	H	SIUE	74 60
												351	A	Mississippi Val.	72 66
LAST 10 Division I															
340	A	SIUE	70 61	57	A	Belmont	53 <b>70</b>								
214	A	Eastern Ill.	46 <b>66</b>	340	H	SIUE	74 60								
279	H	Morehead St.	83 75	214	H	Eastern Ill.	92 87								
179	A	Austin Peay	61 <b>69</b>	334	H	Tennessee St.	100 62								
334	A	Tennessee St.	81 <b>96</b>	57	H	Belmont	56 <b>86</b>								

Non-Div I Games: Cumberland (TN) 93 60 Christian Bros. 95 59

Murray St.

■ Loss, 
 ■ Non-Conf, S Site, 
 ■ Home 
 ■ Away 
 N Neutral

Average RPI Win:	265	WON-LOST	WINNING	LAST 10	STRENGTH OF	OPP. STRENGTH	TEAM	ADJ.	CONF.	ADJ CONF.
Average RPI Loss:	138	RECORD	PCT. RANK	GAMES	SCHEDULE	OF SCHEDULE	RPI	RPI	RPI	RPI
DIV. I ONLY	16- 8	73	6-4	313	250	153	153	29	29	
DIV. I NON-CONF.	6- 4	123	0	184	51	96	96	29	29	
TOTALS	RPI 1-25	RPI 26-50	W-L RECORDS	RPI 51-100	RPI 101-150	RPI 150+				
16- 8	0- 1	0- 0	OVERALL	0- 1	2- 3	14- 3				
8- 2	0- 0	0- 0	HOME	0- 0	1- 1	7- 1				
7- 5	0- 1	0- 0	AWAY	0- 1	1- 1	6- 2				
1- 1	0- 0	0- 0	NEUTRAL	0- 0	0- 1	1- 0				
6- 4	0- 1	0- 0	NON-CONFERENCE	0- 1	2- 1	4- 1				
2- 0	0- 0	0- 0	HOME	0- 0	1- 0	1- 0				
3- 3	0- 1	0- 0	AWAY	0- 1	1- 0	2- 1				
1- 1	0- 0	0- 0	NEUTRAL	0- 0	0- 1	1- 0				
10- 4	0- 0	0- 0	CONFERENCE	0- 0	0- 2	10- 2				
6- 2	0- 0	0- 0	HOME	0- 0	0- 1	6- 1				
4- 2	0- 0	0- 0	AWAY	0- 0	0- 1	4- 1				
0- 0	0- 0	0- 0	NEUTRAL	0- 0	0- 0	0- 0				

RPI 1-25				RPI 26-50				RPI 51-100				RPI 101+ Team's RPI: 153			
RPI	S	Opponent	Score	RPI	S	Opponent	Score	RPI	S	Opponent	Score	RPI	S	Opponent	Score
23	A	NC State	44 80					70	A	Georgia	54 72	101	N	Miami (FL)	67 68
												102	A	VCU	69 58
												106	A	Bethune-Cookman	50 70
												106	H	Bethune-Cookman	58 69
												132	H	UNC Greensboro	57 48
												151	A	Akron	52 64
												175	H	Norfolk St.	53 39
												223	A	Clemson	82 74
												240	A	Morgan St.	38 42
												249	H	Howard	60 55
												258	N	Arkansas St.	55 50
												262	A	Delaware St.	69 45
												262	H	Delaware St.	58 53
												279	A	Morehead St.	74 56
												291	H	ETSU	80 69
												307	H	N.C. Central	80 86
												325	A	UMES	67 31
												325	H	UMES	72 57
												331	A	Coppin St.	84 38
												341	A	Florida A&M	66 49
												341	H	Florida A&M	71 44
												349	H	South Carolina St.	66 55
LAST 10 Division I															
				325	H	UMES	72 57					349	H	South Carolina St.	66 55
				249	H	Howard	60 55					175	H	Norfolk St.	53 39
				307	H	N.C. Central	80 86					262	H	Delaware St.	58 53
				341	A	Florida A&M	66 49					106	H	Bethune-Cookman	58 69
				106	A	Bethune-Cookman	50 70					240	A	Morgan St.	38 42

Non-Div I Games: Saint Augustine's 75 44 Johnson &amp; Wales (NC121 61

N.C. A&amp;T

Loss, Non-Conf, S Site, H Home A Away N Neutral

N.C. Central

Through Games Of Feb. 24, 2020

Average RPI Win:	281	WON-LOST	WINNING	LAST 10	STRENGTH OF	OPP. STRENGTH	TEAM	ADJ.	CONF.	ADJ CONF.
Average RPI Loss:	205	RECORD	PCT. RANK	GAMES	SCHEDULE	OF SCHEDULE	RPI	RPI	RPI	RPI
DIV. I ONLY	9- 15	248	6-4	342	278	307	307	29	29	
DIV. I NON-CONF.	2- 9	304	0	269	186	317	317	29	29	
TOTALS	RPI 1-25	RPI 26-50	W-L RECORDS	RPI 51-100	RPI 101-150	RPI 150+				
9- 15	0- 1	0- 0	OVERALL	0- 0	1- 3	8- 11				
5- 5	0- 0	0- 0	HOME	0- 0	1- 0	4- 5				
4- 9	0- 1	0- 0	AWAY	0- 0	0- 3	4- 5				
0- 1	0- 0	0- 0	NEUTRAL	0- 0	0- 0	0- 1				
2- 9	0- 1	0- 0	NON-CONFERENCE	0- 0	1- 2	1- 6				
1- 3	0- 0	0- 0	HOME	0- 0	1- 0	0- 3				
1- 5	0- 1	0- 0	AWAY	0- 0	0- 2	1- 2				
0- 1	0- 0	0- 0	NEUTRAL	0- 0	0- 0	0- 1				
7- 6	0- 0	0- 0	CONFERENCE	0- 0	0- 1	7- 5				
4- 2	0- 0	0- 0	HOME	0- 0	0- 0	4- 2				
3- 4	0- 0	0- 0	AWAY	0- 0	0- 1	3- 3				
0- 0	0- 0	0- 0	NEUTRAL	0- 0	0- 0	0- 0				

RPI 1-25				RPI 26-50				RPI 51-100				RPI 101+ Team's RPI: 307			
RPI	S	Opponent	Score	RPI	S	Opponent	Score	RPI	S	Opponent	Score	RPI	S	Opponent	Score
9	A	Iowa	50 102									106	A	Bethune-Cookman	52 73
												109	H	Campbell	67 64
												113	A	North Carolina	53 92
												137	A	California	69 90
												153	A	N.C. A&T	86 80
												175	H	Norfolk St.	75 83
												184	H	High Point	58 78
												203	N	Penn St.	68 92
												231	A	CSU Bakersfield	71 80
												240	A	Morgan St.	79 86
												249	H	Howard	89 71
												262	A	Delaware St.	54 64
												262	H	Delaware St.	60 64
												263	A	Col. of Charleston	78 85
												269	H	Winthrop	46 56
												303	H	FIU	58 59
												325	A	UMES	63 65
												325	H	UMES	78 70
												330	A	LIU Brooklyn	61 59
												331	A	Coppin St.	58 44
												341	A	Florida A&M	71 70
												341	H	Florida A&M	66 57
												349	H	South Carolina St.	90 49
LAST 10 Division I															
249	H	Howard	89 71	175	H	Norfolk St.	75 83								
325	H	UMES	78 70	349	H	South Carolina St.	90 49								
153	A	N.C. A&T	86 80	262	H	Delaware St.	60 64								
240	A	Morgan St.	79 86	341	A	Florida A&M	71 70								
331	A	Coppin St.	58 44	106	A	Bethune-Cookman	52 73								

Non-Div I Games: Lincoln (PA) 53 68 Washington Adventis83 48

N.C. Central

Loss, Non-Conf, S Site, H Home A Away N Neutral



Average RPI Win:	137	WON-LOST	WINNING	LAST 10	STRENGTH OF	OPP. STRENGTH	TEAM	ADJ.	CONF.	ADJ CONF.
Average RPI Loss:	53	RECORD	PCT. RANK	GAMES	SCHEDULE	OF SCHEDULE	RPI	RPI	RPI	RPI
DIV. I ONLY	23- 4	16	7-3	72	38	23	23	5	5	
DIV. I NON-CONF.	11- 0	1	0	175	74	17	17	4	4	
TOTALS	RPI 1-25	RPI 26-50	W-L RECORDS	RPI 51-100	RPI 101-150	RPI 150+				
23- 4	2- 2	4- 0	OVERALL	2- 1	4- 1	11- 0				
12- 3	1- 2	3- 0	HOME	0- 1	2- 0	6- 0				
9- 1	1- 0	1- 0	AWAY	1- 0	2- 1	4- 0				
2- 0	0- 0	0- 0	NEUTRAL	1- 0	0- 0	1- 0				
11- 0	1- 0	0- 0	NON-CONFERENCE	1- 0	0- 0	9- 0				
7- 0	1- 0	0- 0	HOME	0- 0	0- 0	6- 0				
2- 0	0- 0	0- 0	AWAY	0- 0	0- 0	2- 0				
2- 0	0- 0	0- 0	NEUTRAL	1- 0	0- 0	1- 0				
12- 4	1- 2	4- 0	CONFERENCE	1- 1	4- 1	2- 0				
5- 3	0- 2	3- 0	HOME	0- 1	2- 0	0- 0				
7- 1	1- 0	1- 0	AWAY	1- 0	2- 1	2- 0				
0- 0	0- 0	0- 0	NEUTRAL	0- 0	0- 0	0- 0				

RPI	S	Opponent	Score	RPI	S	Opponent	Score	RPI	S	Opponent	Score	RPI	S	Opponent	Score
3	H	Maryland	66 59	26	H	Florida St.	68 51	54	N	Texas	84 73	101	A	Miami (FL)	50 48
5	H	Louisville	59 66	38	A	Virginia Tech	71 59	67	H	Georgia Tech	61 65	111	H	Wake Forest	59 45
25	A	Duke	63 60	38	H	Virginia Tech	76 69	81	A	Boston College	72 54	113	A	North Carolina	60 66
25	H	Duke	65 70	45	H	Virginia	80 60					113	H	North Carolina	76 68
												116	A	Notre Dame	90 56
												153	H	N.C. A&T	80 44
												166	A	Saint Mary's (CA)	87 70
												177	H	Elon	62 49
												187	H	Maine	62 34
												196	H	Chattanooga	74 38
												199	A	Hawaii	68 59
												223	A	Clemson	79 60
												259	N	North Texas	76 65
												271	H	Lamar University	81 40
												274	H	UNCW	80 40
												286	A	Pittsburgh	88 44
LAST 10 Division I															
25	H	Duke	65 70	25	A	Duke	63 60								
101	A	Miami (FL)	50 48	223	A	Clemson	79 60								
67	H	Georgia Tech	61 65	113	H	North Carolina	76 68								
5	H	Louisville	59 66	286	A	Pittsburgh	88 44								
38	A	Virginia Tech	71 59	111	H	Wake Forest	59 45								

Non-Div I Games:

NC State

Loss, Non-Conf, S Site, H Home A Away N Neutral

NJIT										
Average RPI Win:	282	WON-LOST	WINNING	LAST 10	STRENGTH OF	OPP. STRENGTH	TEAM	ADJ.	CONF.	ADJ CONF.
Average RPI Loss:	171	RECORD	PCT. RANK	GAMES	SCHEDULE	OF SCHEDULE	RPI	RPI	RPI	RPI
DIV. I ONLY	4- 23	326	1-9	226	217	326	326	16	16	
DIV. I NON-CONF.	3- 10	282	0	280	331	319	319	14	14	
<hr/>										
TOTALS	RPI 1-25	RPI 26-50	W-L RECORDS	RPI 51-100	RPI 101-150	RPI 150+				
4- 23	0- 0	0- 2	OVERALL	0- 3	1- 4	3- 14				
3- 10	0- 0	0- 1	HOME	0- 2	1- 1	2- 6				
1- 13	0- 0	0- 1	AWAY	0- 1	0- 3	1- 8				
0- 0	0- 0	0- 0	NEUTRAL	0- 0	0- 0	0- 0				
3- 10	0- 0	0- 0	NON-CONFERENCE	0- 3	0- 1	3- 6				
2- 3	0- 0	0- 0	HOME	0- 2	0- 0	2- 1				
1- 7	0- 0	0- 0	AWAY	0- 1	0- 1	1- 5				
0- 0	0- 0	0- 0	NEUTRAL	0- 0	0- 0	0- 0				
1- 13	0- 0	0- 2	CONFERENCE	0- 0	1- 3	0- 8				
1- 7	0- 0	0- 1	HOME	0- 0	1- 1	0- 5				
0- 6	0- 0	0- 1	AWAY	0- 0	0- 2	0- 3				
0- 0	0- 0	0- 0	NEUTRAL	0- 0	0- 0	0- 0				

RPI 1-25				RPI 26-50				RPI 51-100				RPI 101+				Team's RPI: 326
RPI	S	Opponent	Score	RPI	S	Opponent	Score	RPI	S	Opponent	Score	RPI	S	Opponent	Score	
				32	A	FGCU	39 82	53	H	Penn	51 85	104	A	Liberty	48 66	
				32	H	FGCU	39 68	76	A	Colorado	57 80	104	H	Liberty	53 67	
								88	H	Colgate	52 79	125	A	Columbia	43 99	
												146	A	North Florida	48 71	
												146	H	North Florida	60 56	
												156	H	North Ala.	55 57	
												167	A	Binghamton	40 75	
												169	A	Jacksonville	67 88	
												169	H	Jacksonville	54 66	
												188	A	Cornell	44 68	
												213	A	Stetson	49 72	
												213	H	Stetson	49 68	
												216	H	Kennesaw St.	64 77	
												252	A	Lipscomb	66 68	
												252	H	Lipscomb	57 65	
												280	A	Wagner	59 61	
												281	A	Air Force	48 68	
												297	A	Vermont	59 65	
												311	H	St. Francis Brooklyn	88 69	
												317	H	Fairleigh Dickinson	59 68	
												323	H	Saint Peter's	76 73	
												346	A	Hartford	61 52	
LAST 10 Division I																
				213	H	Stetson	49 68	169	H	Jacksonville	54 66					
				32	H	FGCU	39 68	156	H	North Ala.	55 57					
				252	A	Lipscomb	66 68	213	A	Stetson	49 72					
				104	A	Liberty	48 66	32	A	FGCU	39 82					
				146	H	North Florida	60 56	252	H	Lipscomb	57 65					

Non-Div I Games:

NJIT

■ Loss, 
 ■ Non-Conf, 
 ■ S Site, 
 ■ H Home 
 ■ A Away 
 N Neutral

Average RPI Win: <b>220</b>	WON-LOST	WINNING	LAST 10	STRENGTH OF	OPP. STRENGTH	TEAM	ADJ.	CONF.	ADJ CONF.
Average RPI Loss: <b>165</b>	RECORD	PCT. RANK	GAMES	SCHEDULE	OF SCHEDULE	RPI	RPI	RPI	RPI
DIV. I ONLY	<b>6- 19</b>	<b>313</b>	<b>2-8</b>	<b>210</b>	<b>183</b>	<b>306</b>	<b>306</b>	<b>15</b>	<b>15</b>
DIV. I NON-CONF.	<b>4- 6</b>	<b>212</b>	<b>0</b>	<b>318</b>	<b>225</b>	<b>282</b>	<b>282</b>	<b>15</b>	<b>15</b>
TOTALS	RPI 1-25	RPI 26-50	W-L RECORDS	RPI 51-100	RPI 101-150	RPI 150+			
6- 19	0- 0	0- 0	OVERALL	0- 4	1- 6	5- 9			
5- 7	0- 0	0- 0	HOME	0- 2	1- 2	4- 3			
1- 12	0- 0	0- 0	AWAY	0- 2	0- 4	1- 6			
0- 0	0- 0	0- 0	NEUTRAL	0- 0	0- 0	0- 0			
4- 6	0- 0	0- 0	NON-CONFERENCE	0- 0	0- 1	4- 5			
3- 1	0- 0	0- 0	HOME	0- 0	0- 0	3- 1			
1- 5	0- 0	0- 0	AWAY	0- 0	0- 1	1- 4			
0- 0	0- 0	0- 0	NEUTRAL	0- 0	0- 0	0- 0			
2- 13	0- 0	0- 0	CONFERENCE	0- 4	1- 5	1- 4			
2- 6	0- 0	0- 0	HOME	0- 2	1- 2	1- 2			
0- 7	0- 0	0- 0	AWAY	0- 2	0- 3	0- 2			
0- 0	0- 0	0- 0	NEUTRAL	0- 0	0- 0	0- 0			

RPI S	Opponent	Score	RPI S	Opponent	Score	RPI S	Opponent	Score	RPI S	Opponent	Score	Team's RPI: 306
						60	A Bucknell	65 <b>75</b>	113	A North Carolina	40 <b>80</b>	
						60	H Bucknell	34 <b>61</b>	124	A Holy Cross	43 <b>57</b>	
						88	A Colgate	55 <b>80</b>	124	H Holy Cross	49 <b>58</b>	
						88	H Colgate	53 <b>65</b>	133	A Lehigh	40 <b>70</b>	
									133	H Lehigh	53 <b>60</b>	
									136	A Boston U.	56 <b>71</b>	
									136	H Boston U.	46 41	
									171	H La Salle	61 46	
									174	A Lafayette	52 <b>79</b>	
									182	H American	40 <b>48</b>	
									187	A Maine	41 <b>46</b>	
									216	H Kennesaw St.	82 62	
									223	A Clemson	65 52	
									225	A Saint Joseph's	40 <b>49</b>	
									226	A Fairfield	52 <b>66</b>	
									232	H George Mason	58 <b>67</b>	
									264	H Loyola Maryland	44 <b>50</b>	
									281	H Air Force	67 59	
									294	A Army West Point	52 <b>62</b>	
									294	H Army West Point	57 45	
									297	A Vermont	56 <b>64</b>	
LAST 10 Division I												
			294	A Army West Point	52 <b>62</b>		264	H Loyola Maryland	44 <b>50</b>			
			182	H American	40 <b>48</b>		124	A Holy Cross	43 <b>57</b>			
			136	A Boston U.	56 <b>71</b>		294	H Army West Point	57 45			
			60	A Bucknell	65 <b>75</b>		136	H Boston U.	46 41			
			88	H Colgate	53 <b>65</b>		174	A Lafayette	52 <b>79</b>			

Non-Div I Games: Stevenson 70 36

Navy

■ Loss, 
 ■ Non-Conf, 
 ■ S Site, 
 ■ H Home 
 ■ A Away 
 N Neutral

## Nebraska

Through Games Of Feb. 24, 2020

Average RPI Win:	168	WON-LOST	WINNING	LAST 10	STRENGTH OF	OPP. STRENGTH	TEAM	ADJ.	CONF.	ADJ CONF.
Average RPI Loss:	35	RECORD	PCT. RANK	GAMES	SCHEDULE	OF SCHEDULE	RPI	RPI	RPI	RPI
DIV. I ONLY	17- 11	103	3-7	66	23	87	87	2	2	
DIV. I NON-CONF.	10- 1	20	0	246	193	72	72	1	1	
TOTALS	RPI 1-25	RPI 26-50	W-L RECORDS	RPI 51-100	RPI 101-150	RPI 150+				
17- 11	2- 6	1- 3	OVERALL	2- 2	3- 0	9- 0				
13- 4	2- 2	1- 2	HOME	1- 0	1- 0	8- 0				
2- 7	0- 4	0- 1	AWAY	0- 2	2- 0	0- 0				
2- 0	0- 0	0- 0	NEUTRAL	1- 0	0- 0	1- 0				
10- 1	1- 0	0- 1	NON-CONFERENCE	1- 0	1- 0	7- 0				
7- 1	1- 0	0- 1	HOME	0- 0	0- 0	6- 0				
1- 0	0- 0	0- 0	AWAY	0- 0	1- 0	0- 0				
2- 0	0- 0	0- 0	NEUTRAL	1- 0	0- 0	1- 0				
7- 10	1- 6	1- 2	CONFERENCE	1- 2	2- 0	2- 0				
6- 3	1- 2	1- 1	HOME	1- 0	1- 0	2- 0				
1- 7	0- 4	0- 1	AWAY	0- 2	1- 0	0- 0				
0- 0	0- 0	0- 0	NEUTRAL	0- 0	0- 0	0- 0				

RPI 1-25				RPI 26-50				RPI 51-100 Team's RPI: 87				RPI 101+			
RPI	S	Opponent	Score	RPI	S	Opponent	Score	RPI	S	Opponent	Score	RPI	S	Opponent	Score
3	A	Maryland	69 87	30	H	Michigan	74 71	83	N	Southern California	67 54	138	A	Wisconsin	72 71
7	A	Northwestern	56 60	41	H	Purdue	68 76	85	A	Minnesota	61 67	138	H	Wisconsin	65 50
9	A	Iowa	60 76	42	H	Creighton	74 79	85	H	Minnesota	72 58	145	A	Missouri	90 85
9	H	Iowa	78 69	44	A	Rutgers	65 69	92	A	Michigan St.	70 78	189	H	Illinois	80 58
19	H	Indiana	53 57									203	H	Penn St.	75 58
21	A	Ohio St.	52 65									206	H	Manhattan	71 51
21	H	Ohio St.	74 80									217	H	Oral Roberts	77 67
25	H	Duke	83 79									240	H	Morgan St.	78 55
												244	H	Southern U.	73 39
												248	H	Alabama A&M	68 46
												310	N	Sacred Heart	72 49
												340	H	SIUE	63 49
LAST 10 Division I															
189	H	Illinois	80 58	9	A	Iowa	60 76								
21	A	Ohio St.	52 65	21	H	Ohio St.	74 80								
7	A	Northwestern	56 60	85	A	Minnesota	61 67								
203	H	Penn St.	75 58	138	A	Wisconsin	72 71								
19	H	Indiana	53 57	41	H	Purdue	68 76								

Non-Div I Games:

Nebraska

■ Loss, 
 ■ Non-Conf, S Site, 
 ■ Home 
 ■ Away 
 N Neutral

RPI 1-25				RPI 26-50				RPI 51-100				RPI 101+				Team's RPI: 246	
RPI	S	Opponent	Score	RPI	S	Opponent	Score	RPI	S	Opponent	Score	RPI	S	Opponent	Score		
								73	A	Fresno St.	58	69	107	A	Utah	62	68
								83	A	Southern California	47	50	163	A	San Jose St.	80	76
								96	H	SFA	65	80	163	H	San Jose St.	70	72
								100	A	Boise St.	40	54	166	H	Saint Mary's (CA)	78	72
								100	H	Boise St.	72	83	181	A	Wyoming	59	83
													181	H	Wyoming	79	84
													206	A	UNLV	64	66
													206	H	UNLV	62	59
													215	A	Portland St.	75	80
													222	A	New Mexico	67	87
													222	H	New Mexico	86	78
													235	H	San Diego St.	70	69
													276	A	Colorado St.	70	75
													276	H	Colorado St.	74	63
													281	A	Air Force	71	67
													281	H	Air Force	61	68
													282	H	Utah St.	69	60
													302	A	Utah Valley	60	57
													308	H	Sacramento St.	83	72
													314	H	Cal Poly	71	40
													315	N	UTRGV	62	57
													347	H	Chicago St.	80	60
				EAST 10 Division I													
				181	H	Wyoming	79	84	281	A	Air Force	71	67				
				73	A	Fresno St.	58	69	100	H	Boise St.	72	83				
				222	H	New Mexico	86	78	276	H	Colorado St.	74	63				
				206	H	UNLV	62	59	222	A	New Mexico	67	87				
				163	A	San Jose St.	80	76	206	A	UNLV	64	66				

## Nevada

Page 189

# New Hampshire

Through Games Of Feb. 24, 2020

Average RPI Win:	319	WON-LOST	WINNING	LAST 10	STRENGTH OF	OPP. STRENGTH	TEAM	ADJ.	CONF.	ADJ CONF.
Average RPI Loss:	157	RECORD	PCT. RANK	GAMES	SCHEDULE	OF SCHEDULE	RPI	RPI	RPI	RPI
DIV. I ONLY	9- 16	255	6-4	232	313	268	268	27	27	
DIV. I NON-CONF.	2- 9	304	0	163	242	287	287	28	28	
TOTALS	RPI 1-25	RPI 26-50	W-L RECORDS	RPI 51-100	RPI 101-150	RPI 150+				
9- 16	0- 2	0- 0	OVERALL	0- 2	0- 3	9- 9				
4- 7	0- 0	0- 0	HOME	0- 1	0- 1	4- 5				
5- 9	0- 2	0- 0	AWAY	0- 1	0- 2	5- 4				
0- 0	0- 0	0- 0	NEUTRAL	0- 0	0- 0	0- 0				
2- 9	0- 2	0- 0	NON-CONFERENCE	0- 0	0- 3	2- 4				
1- 3	0- 0	0- 0	HOME	0- 0	0- 1	1- 2				
1- 6	0- 2	0- 0	AWAY	0- 0	0- 2	1- 2				
0- 0	0- 0	0- 0	NEUTRAL	0- 0	0- 0	0- 0				
7- 7	0- 0	0- 0	CONFERENCE	0- 2	0- 0	7- 5				
3- 4	0- 0	0- 0	HOME	0- 1	0- 0	3- 3				
4- 3	0- 0	0- 0	AWAY	0- 1	0- 0	4- 2				
0- 0	0- 0	0- 0	NEUTRAL	0- 0	0- 0	0- 0				

RPI 1-25				RPI 26-50				RPI 51-100				RPI 101+ Team's RPI: 268			
RPI	S	Opponent	Score	RPI	S	Opponent	Score	RPI	S	Opponent	Score	RPI	S	Opponent	Score
4	A	Baylor	29 97					59	A	Stony Brook	50 52	124	A	Holy Cross	61 82
14	A	Princeton	37 77					59	H	Stony Brook	44 53	136	H	Boston U.	64 78
												148	A	Massachusetts	65 67
												164	A	Dartmouth	47 66
												167	H	Binghamton	53 63
												185	A	Merrimack	54 64
												187	A	Maine	50 67
												219	H	Brown	68 76
												237	A	UMass Lowell	53 58
												237	H	UMass Lowell	53 66
												267	H	North Dakota St.	61 67
												288	A	UMBC	72 63
												288	H	UMBC	56 51
												297	A	Vermont	59 51
												297	H	Vermont	42 44
												319	A	Albany (NY)	48 47
												319	H	Albany (NY)	56 53
												324	A	Bryant	68 56
												346	A	Hartford	64 55
												346	H	Hartford	72 71
												348	H	Central Conn. St.	70 59
LAST 10 Division I															
319	H	Albany (NY)	56 53	237	H	UMass Lowell	53 66								
346	A	Hartford	64 55	297	A	Vermont	59 51								
288	H	UMBC	56 51	167	H	Binghamton	53 63								
297	H	Vermont	42 44	288	A	UMBC	72 63								
59	A	Stony Brook	50 52	319	A	Albany (NY)	48 47								

Non-Div I Games: Wheaton (MA) 89 44

New Hampshire

Loss, Non-Conf, S Site, H Home A Away N Neutral

## New Mexico

Through Games Of Feb. 24, 2020

Average RPI Win:	232	WON-LOST	WINNING	LAST 10	STRENGTH OF	OPP. STRENGTH	TEAM	ADJ.	CONF.	ADJ CONF.
Average RPI Loss:	157	RECORD	PCT. RANK	GAMES	SCHEDULE	OF SCHEDULE	RPI	RPI	RPI	RPI
DIV. I ONLY	13- 16	205	3-7	189	201	222	222	17	17	
DIV. I NON-CONF.	8- 4	90	0	253	178	161	161	21	21	
TOTALS	RPI 1-25	RPI 26-50	W-L RECORDS	RPI 51-100	RPI 101-150	RPI 150+				
13- 16	0- 0	0- 1	OVERALL	0- 6	1- 0	12- 9				
7- 9	0- 0	0- 0	HOME	0- 3	0- 0	7- 6				
5- 6	0- 0	0- 1	AWAY	0- 2	0- 0	5- 3				
1- 1	0- 0	0- 0	NEUTRAL	0- 1	1- 0	0- 0				
8- 4	0- 0	0- 1	NON-CONFERENCE	0- 2	1- 0	7- 1				
5- 2	0- 0	0- 0	HOME	0- 1	0- 0	5- 1				
2- 1	0- 0	0- 1	AWAY	0- 0	0- 0	2- 0				
1- 1	0- 0	0- 0	NEUTRAL	0- 1	1- 0	0- 0				
5- 12	0- 0	0- 0	CONFERENCE	0- 4	0- 0	5- 8				
2- 7	0- 0	0- 0	HOME	0- 2	0- 0	2- 5				
3- 5	0- 0	0- 0	AWAY	0- 2	0- 0	3- 3				
0- 0	0- 0	0- 0	NEUTRAL	0- 0	0- 0	0- 0				

RPI 1-25				RPI 26-50				RPI 51-100				RPI 101+				Team's RPI: 222
RPI	S	Opponent	Score	RPI	S	Opponent	Score	RPI	S	Opponent	Score	RPI	S	Opponent	Score	
				29	A	Arizona St.	47 84	62	N	West Virginia	60 73	145	N	Missouri	71 68	
								71	H	Ball St.	57 70	162	H	Northern Ariz.	83 76	
								73	A	Fresno St.	81 84	163	A	San Jose St.	85 89	
								73	H	Fresno St.	78 84	163	H	San Jose St.	80 81	
								100	A	Boise St.	82 83	170	H	Providence	86 68	
								100	H	Boise St.	76 95	181	A	Wyoming	74 71	
												181	H	Wyoming	66 73	
												191	H	Houston	81 71	
												206	A	UNLV	80 64	
												206	H	UNLV	51 68	
												220	A	UTEP	93 78	
												235	A	San Diego St.	74 75	
												235	H	San Diego St.	58 67	
												246	A	Nevada	78 86	
												246	H	Nevada	87 67	
												276	H	Colorado St.	73 62	
												281	A	Air Force	75 53	
												281	H	Air Force	66 79	
												293	H	LMU (CA)	72 73	
												301	H	UC Riverside	80 70	
												321	A	New Mexico St.	86 67	
												321	H	New Mexico St.	107 53	
LAST 10 Division I																
				281	H	Air Force	66 79	181	A	Wyoming	74 71					
				100	H	Boise St.	76 95	73	H	Fresno St.	78 84					
				246	A	Nevada	78 86	235	A	San Diego St.	74 75					
				206	A	UNLV	80 64	246	H	Nevada	87 67					
				235	H	San Diego St.	58 67	163	A	San Jose St.	85 89					

Non-Div I Games: Northern N.M. 92 44

New Mexico

■ Loss, 
 ■ Non-Conf, S Site, 
 ■ Home 
 ■ Away 
 N Neutral

## New Mexico St.

Through Games Of Feb. 24, 2020

Average RPI Win:	309	WON-LOST	WINNING	LAST 10	STRENGTH OF	OPP. STRENGTH	TEAM	ADJ.	CONF.	ADJ CONF.
Average RPI Loss:	223	RECORD	PCT. RANK	GAMES	SCHEDULE	OF SCHEDULE	RPI	RPI	RPI	RPI
DIV. I ONLY	8- 17	280	4-6	331	335	321	321	31	31	
DIV. I NON-CONF.	2- 10	313	0	256	302	326	326	32	32	
TOTALS	RPI 1-25	RPI 26-50	W-L RECORDS	RPI 51-100	RPI 101-150	RPI 150+				
8- 17	0- 0	0- 1	OVERALL	0- 0	0- 2	8- 14				
5- 7	0- 0	0- 1	HOME	0- 0	0- 0	5- 6				
3- 8	0- 0	0- 0	AWAY	0- 0	0- 1	3- 7				
0- 2	0- 0	0- 0	NEUTRAL	0- 0	0- 1	0- 1				
2- 10	0- 0	0- 1	NON-CONFERENCE	0- 0	0- 2	2- 7				
1- 5	0- 0	0- 1	HOME	0- 0	0- 0	1- 4				
1- 3	0- 0	0- 0	AWAY	0- 0	0- 1	1- 2				
0- 2	0- 0	0- 0	NEUTRAL	0- 0	0- 1	0- 1				
6- 7	0- 0	0- 0	CONFERENCE	0- 0	0- 0	6- 7				
4- 2	0- 0	0- 0	HOME	0- 0	0- 0	4- 2				
2- 5	0- 0	0- 0	AWAY	0- 0	0- 0	2- 5				
0- 0	0- 0	0- 0	NEUTRAL	0- 0	0- 0	0- 0				

RPI 1-25			RPI 26-50			RPI 51-100			RPI 101+			Team's RPI: 321			
RPI	S	Opponent	Score	RPI	S	Opponent	Score	RPI	S	Opponent	Score	RPI	S	Opponent	Score
				29	H	Arizona St.	47 70					118	A	Abilene Christian	54 67
												150	N	Western Mich.	76 79
												195	H	Pepperdine	69 72
												210	A	UMKC	52 56
												210	H	UMKC	50 55
												220	A	UTEP	45 65
												220	H	UTEP	57 63
												222	A	New Mexico	53 107
												222	H	New Mexico	67 86
												227	A	Grand Canyon	49 60
												231	A	CSU Bakersfield	59 60
												242	A	Denver	78 75
												295	H	California Baptist	57 56
												301	H	UC Riverside	58 60
												302	A	Utah Valley	65 58
												302	H	Utah Valley	54 58
												304	A	Seattle U	57 67
												304	H	Seattle U	83 65
												313	N	Georgia St.	51 59
												315	A	UTRGV	63 74
												315	H	UTRGV	76 75
												322	H	Weber St.	77 47
												347	A	Chicago St.	73 60
												347	H	Chicago St.	80 56
LAST 10 Division I															
				315	A	UTRGV	63 74					227	A	Grand Canyon	49 60
				302	A	Utah Valley	65 58					231	A	CSU Bakersfield	59 60
				304	A	Seattle U	57 67					315	H	UTRGV	76 75
				210	H	UMKC	50 55					304	H	Seattle U	83 65
				347	H	Chicago St.	80 56					302	H	Utah Valley	54 58

Non-Div I Games: Western N.M. 75 56

New Mexico St.

■ Loss, 
 ■ Non-Conf, S Site, 
 ■ Home 
 ■ Away 
 N Neutral



New Orleans				Through Games Of Feb. 11, 1910						
Average RPI Win:	269	WON-LOST	WINNING	LAST 10	STRENGTH OF	OPP. STRENGTH	TEAM	ADJ.	CONF.	ADJ CONF.
Average RPI Loss:	128	RECORD	PCT. RANK	GAMES	SCHEDULE	OF SCHEDULE	RPI	RPI	RPI	RPI
DIV. I ONLY	13- 10	141	7-3	224	258	158	158	23	23	
DIV. I NON-CONF.	2- 5	259	0	134	115	211	211	24	24	
TOTALS	RPI 1-25	RPI 26-50	W-L RECORDS	RPI 51-100	RPI 101-150	RPI 150+				
13- 10	0- 0	0- 2	OVERALL	1- 3	0- 1	12- 4				
7- 3	0- 0	0- 0	HOME	1- 1	0- 0	6- 2				
6- 7	0- 0	0- 2	AWAY	0- 2	0- 1	6- 2				
0- 0	0- 0	0- 0	NEUTRAL	0- 0	0- 0	0- 0				
2- 5	0- 0	0- 2	NON-CONFERENCE	0- 1	0- 0	2- 2				
1- 1	0- 0	0- 0	HOME	0- 0	0- 0	1- 1				
1- 4	0- 0	0- 2	AWAY	0- 1	0- 0	1- 1				
0- 0	0- 0	0- 0	NEUTRAL	0- 0	0- 0	0- 0				
11- 5	0- 0	0- 0	CONFERENCE	1- 2	0- 1	10- 2				
6- 2	0- 0	0- 0	HOME	1- 1	0- 0	5- 1				
5- 3	0- 0	0- 0	AWAY	0- 1	0- 1	5- 1				
0- 0	0- 0	0- 0	NEUTRAL	0- 0	0- 0	0- 0				

RPI 1-25				RPI 26-50				RPI 51-100				RPI 101+ Team's RPI: 158			
RPI	S	Opponent	Score	RPI	S	Opponent	Score	RPI	S	Opponent	Score	RPI	S	Opponent	Score
				31	A	LSU	49 83	51	A	Iowa St.	53 71	118	A	Abilene Christian	62 76
				35	A	Arkansas	52 82	95	H	A&M-Corpus Christi	53 83	154	H	Sam Houston St.	46 78
								96	A	SFA	47 59	208	H	Louisiana	60 65
								96	H	SFA	53 50	234	H	North Dakota	79 73
												239	A	Southeastern La.	57 73
												243	A	Central Ark.	49 37
												243	H	Central Ark.	85 73
												256	A	Texas St.	49 51
												257	A	Incarnate Word	67 55
												257	H	Incarnate Word	61 57
												266	H	Nicholls St.	77 65
												271	A	Lamar University	62 57
												287	A	Ole Miss	69 64
												316	H	Houston Baptist	88 84
												338	A	Northwestern St.	77 63
												342	A	McNeese	85 59
												342	H	McNeese	78 59
LAST 10 Division I															
				342	A	McNeese	85 59	239	A	Southeastern La.	57 73				
				257	H	Incarnate Word	61 57	338	A	Northwestern St.	77 63				
				243	H	Central Ark.	85 73	266	H	Nicholls St.	77 65				
				96	A	SFA	47 59	95	H	A&M-Corpus Christi	53 83				
				316	H	Houston Baptist	88 84	342	H	McNeese	78 59				

Non-Div I Games:	Pensacola Christian	91	31	Tougaloo	91	69
------------------	---------------------	----	----	----------	----	----

New Orleans

Loss, Non-Conf, S Site, H Home A Away N Neutral

## Niagara

Through Games Of Feb. 24, 2020

Average RPI Win: <b>299</b>	WON-LOST	WINNING	LAST 10	STRENGTH OF	OPP. STRENGTH	TEAM	ADJ.	CONF.	ADJ CONF.
Average RPI Loss: <b>175</b>	RECORD	PCT. RANK	GAMES	SCHEDULE	OF SCHEDULE	RPI	RPI	RPI	RPI
DIV. I ONLY	9- 18	274	3-7	258	292	284	284	24	24
DIV. I NON-CONF.	2- 7	288	0	221	313	286	286	25	25
TOTALS	RPI 1-25	RPI 26-50	W-L RECORDS	RPI 51-100	RPI 101-150	RPI 150+			
9- 18	0- 0	0- 1	OVERALL	0- 5	0- 1	9- 11			
5- 6	0- 0	0- 0	HOME	0- 2	0- 1	5- 3			
4- 12	0- 0	0- 1	AWAY	0- 3	0- 0	4- 8			
0- 0	0- 0	0- 0	NEUTRAL	0- 0	0- 0	0- 0			
2- 7	0- 0	0- 1	NON-CONFERENCE	0- 1	0- 1	2- 4			
1- 1	0- 0	0- 0	HOME	0- 0	0- 1	1- 0			
1- 6	0- 0	0- 1	AWAY	0- 1	0- 0	1- 4			
0- 0	0- 0	0- 0	NEUTRAL	0- 0	0- 0	0- 0			
7- 11	0- 0	0- 0	CONFERENCE	0- 4	0- 0	7- 7			
4- 5	0- 0	0- 0	HOME	0- 2	0- 0	4- 3			
3- 6	0- 0	0- 0	AWAY	0- 2	0- 0	3- 4			
0- 0	0- 0	0- 0	NEUTRAL	0- 0	0- 0	0- 0			

RPI 1-25				RPI 26-50				RPI 51-100				RPI 101+				Team's RPI: 284	
RPI	S	Opponent	Score	RPI	S	Opponent	Score	RPI	S	Opponent	Score	RPI	S	Opponent	Score		
				44	A	Rutgers	37 87					144	H	Buffalo	67 81		
								61	A	Marist	57 82	167	A	Binghamton	55 74		
								61	H	Marist	67 94	188	A	Cornell	59 82		
								88	A	Colgate	72 85	190	A	Quinnipiac	61 71		
								91	A	Rider	75 79	206	A	Manhattan	65 68		
								91	H	Rider	55 71	206	H	Manhattan	61 75		
												221	A	Iona	63 57		
												221	H	Iona	58 70		
												226	H	Fairfield	65 77		
												249	A	Howard	42 91		
												277	H	Oakland	77 63		
												278	A	Siena	54 59		
												278	H	Siena	68 61		
												296	A	St. Bonaventure	67 71		
												299	A	Monmouth	73 70		
												299	H	Monmouth	62 61		
												323	A	Saint Peter's	68 64		
												323	H	Saint Peter's	97 89		
												331	A	Coppin St.	82 67		
												337	A	Canisius	56 78		
												337	H	Canisius	81 62		
LAST 10 Division I																	
				337	A	Canisius	56 78	221	H	Iona	58 70						
				206	H	Manhattan	61 75	226	H	Fairfield	65 77						
				299	H	Monmouth	62 61	61	A	Marist	57 82						
				190	A	Quinnipiac	61 71	278	A	Siena	54 59						
				323	A	Saint Peter's	68 64	337	H	Canisius	81 62						

Non-Div I Games:

Niagara

■ Loss, 
 ■ Non-Conf, 
 ■ S Site, 
 ■ H Home 
 ■ A Away 
 N Neutral

Average RPI Win: <b>292</b>	WON-LOST	WINNING	LAST 10	STRENGTH OF	OPP. STRENGTH	TEAM	ADJ.	CONF.	ADJ CONF.
Average RPI Loss: <b>146</b>	RECORD	PCT. RANK	GAMES	SCHEDULE	OF SCHEDULE	RPI	RPI	RPI	RPI
DIV. I ONLY	8- 16	274	6-4	225	238	266	266	23	23
DIV. I NON-CONF.	1- 6	318	0	56	46	249	249	24	24
TOTALS	RPI 1-25	RPI 26-50	W-L RECORDS	RPI 51-100	RPI 101-150	RPI 150+			
8- 16	0- 2	0- 1	OVERALL	0- 3	0- 2	8- 8			
4- 5	0- 0	0- 0	HOME	0- 1	0- 1	4- 3			
4- 10	0- 2	0- 1	AWAY	0- 2	0- 0	4- 5			
0- 1	0- 0	0- 0	NEUTRAL	0- 0	0- 1	0- 0			
1- 6	0- 2	0- 1	NON-CONFERENCE	0- 1	0- 1	1- 1			
1- 0	0- 0	0- 0	HOME	0- 0	0- 0	1- 0			
0- 5	0- 2	0- 1	AWAY	0- 1	0- 0	0- 1			
0- 1	0- 0	0- 0	NEUTRAL	0- 0	0- 1	0- 0			
7- 10	0- 0	0- 0	CONFERENCE	0- 2	0- 1	7- 7			
3- 5	0- 0	0- 0	HOME	0- 1	0- 1	3- 3			
4- 5	0- 0	0- 0	AWAY	0- 1	0- 0	4- 4			
0- 0	0- 0	0- 0	NEUTRAL	0- 0	0- 0	0- 0			

RPI 1-25				RPI 26-50				RPI 51-100				RPI 101+ Team's RPI: 266			
RPI	S	Opponent	Score	RPI	S	Opponent	Score	RPI	S	Opponent	Score	RPI	S	Opponent	Score
16	A	TCU	47 <b>72</b>	31	A	LSU	32 <b>63</b>	66	A	Rice	47 <b>71</b>	118	H	Abilene Christian	84 <b>95</b>
19	A	Indiana	47 <b>111</b>					95	A	A&M-Corpus Christi	49 <b>55</b>	146	N	North Florida	61 <b>64</b>
								96	H	SFA	61 <b>78</b>	154	A	Sam Houston St.	71 <b>87</b>
												154	H	Sam Houston St.	77 <b>80</b>
												158	A	New Orleans	65 <b>77</b>
												169	A	Jacksonville	55 <b>72</b>
												239	A	Southeastern La.	67 65
												239	H	Southeastern La.	54 49
												243	A	Central Ark.	67 58
												243	H	Central Ark.	46 <b>53</b>
												257	A	Incarinate Word	51 <b>53</b>
												271	A	Lamar University	62 60
												271	H	Lamar University	78 <b>84</b>
												316	A	Houston Baptist	84 78
												338	A	Northwestern St.	54 <b>58</b>
												338	H	Northwestern St.	73 66
												342	H	McNeese	79 63
												350	H	La.-Monroe	74 59
LAST 10 Division I															
243	A	Central Ark.	67 58	96	H	SFA	61 <b>78</b>								
338	H	Northwestern St.	73 66	342	H	McNeese	79 63								
239	H	Southeastern La.	54 49	158	A	New Orleans	65 <b>77</b>								
271	A	Lamar University	62 60	316	A	Houston Baptist	84 78								
154	H	Sam Houston St.	77 <b>80</b>	243	H	Central Ark.	46 <b>53</b>								

Non-Div I Games: Southern-N.O. 94 61 Paul Quinn 101 68

Nicholls St.

■ Loss, 
 ■ Non-Conf, S Site, 
 ■ Home 
 ■ Away 
 N Neutral

Average RPI Win:	250	WON-LOST	WINNING	LAST 10	STRENGTH OF	OPP. STRENGTH	TEAM	ADJ.	CONF.	ADJ CONF.
Average RPI Loss:	152	RECORD	PCT. RANK	GAMES	SCHEDULE	OF SCHEDULE	RPI	RPI	RPI	RPI
DIV. I ONLY	15- 10	105	7-3	249	293	175	175	29	29	
DIV. I NON-CONF.	5- 7	205	0	100	187	169	169	29	29	
TOTALS	RPI 1-25	RPI 26-50	W-L RECORDS	RPI 51-100	RPI 101-150	RPI 150+				
15- 10	0- 0	0- 0	OVERALL	0- 1	3- 5	12- 4				
8- 4	0- 0	0- 0	HOME	0- 0	1- 2	7- 2				
6- 5	0- 0	0- 0	AWAY	0- 0	1- 3	5- 2				
1- 1	0- 0	0- 0	NEUTRAL	0- 1	1- 0	0- 0				
5- 7	0- 0	0- 0	NON-CONFERENCE	0- 1	2- 4	3- 2				
2- 3	0- 0	0- 0	HOME	0- 0	0- 2	2- 1				
2- 3	0- 0	0- 0	AWAY	0- 0	1- 2	1- 1				
1- 1	0- 0	0- 0	NEUTRAL	0- 1	1- 0	0- 0				
10- 3	0- 0	0- 0	CONFERENCE	0- 0	1- 1	9- 2				
6- 1	0- 0	0- 0	HOME	0- 0	1- 0	5- 1				
4- 2	0- 0	0- 0	AWAY	0- 0	0- 1	4- 1				
0- 0	0- 0	0- 0	NEUTRAL	0- 0	0- 0	0- 0				

RPI 1-25			RPI 26-50			RPI 51-100			RPI 101+			Team's RPI: 175
RPI	S	Opponent	Score	RPI	S	Opponent	Score	RPI	S	Opponent	Score	
						62 N	West Virginia	55	72	104 H	Liberty	48 67
										106 A	Bethune-Cookman	62 68
										106 H	Bethune-Cookman	61 51
										114 A	Richmond	69 77
										117 A	William & Mary	56 65
										129 H	Robert Morris	62 69
										142 A	Hampton	77 56
										146 N	North Florida	57 54
										153 A	N.C. A&T	39 53
										169 A	Jacksonville	71 64
										171 H	La Salle	52 55
										184 H	High Point	72 58
										228 A	Marshall	69 75
										240 H	Morgan St.	64 57
										249 A	Howard	83 80
										260 H	Longwood	49 46
										262 H	Delaware St.	65 57
										307 A	N.C. Central	83 75
										325 H	UMES	68 45
										331 A	Coppin St.	85 48
										331 H	Coppin St.	55 57
										341 A	Florida A&M	69 62
										341 H	Florida A&M	59 51
										349 H	South Carolina St.	76 42
LAST 10 Division I												
						106 A	Bethune-Cookman	62	68	307 A	N.C. Central	83 75
						341 A	Florida A&M	69	62	153 A	N.C. A&T	39 53
						331 H	Coppin St.	55	57	341 H	Florida A&M	59 51
						240 H	Morgan St.	64	57	349 H	South Carolina St.	76 42
						262 H	Delaware St.	65	57	325 H	UMES	68 45

Non-Div I Games: Virginia-Lynchburg 123 48

Norfolk St.

■ Loss, 
 ■ Non-Conf, 
 ■ S Site, 
 ■ Home 
 ■ Away 
 N Neutral

Average RPI Win:	251	WON-LOST	WINNING	LAST 10	STRENGTH OF	OPP. STRENGTH	TEAM	ADJ.	CONF.	ADJ CONF.
Average RPI Loss:	126	RECORD	PCT. RANK	GAMES	SCHEDULE	OF SCHEDULE	RPI	RPI	RPI	RPI
DIV. I ONLY	16- 8	73	5-5	324	198	156	156	16	16	
DIV. I NON-CONF.	7- 3	80	0	344	333	215	215	14	14	
TOTALS	RPI 1-25	RPI 26-50	W-L RECORDS	RPI 51-100	RPI 101-150	RPI 150+				
16- 8	0- 1	0- 1	OVERALL	0- 1	3- 1	13- 4				
7- 2	0- 0	0- 1	HOME	0- 0	2- 0	5- 1				
5- 6	0- 1	0- 0	AWAY	0- 1	1- 1	4- 3				
4- 0	0- 0	0- 0	NEUTRAL	0- 0	0- 0	4- 0				
7- 3	0- 1	0- 0	NON-CONFERENCE	0- 1	0- 0	7- 1				
1- 1	0- 0	0- 0	HOME	0- 0	0- 0	1- 1				
2- 2	0- 1	0- 0	AWAY	0- 1	0- 0	2- 0				
4- 0	0- 0	0- 0	NEUTRAL	0- 0	0- 0	4- 0				
9- 5	0- 0	0- 1	CONFERENCE	0- 0	3- 1	6- 3				
6- 1	0- 0	0- 1	HOME	0- 0	2- 0	4- 0				
3- 4	0- 0	0- 0	AWAY	0- 0	1- 1	2- 3				
0- 0	0- 0	0- 0	NEUTRAL	0- 0	0- 0	0- 0				

RPI S	Opponent	Score	RPI S	Opponent	Score	RPI S	Opponent	Score	RPI S	Opponent	Score	Team's RPI: 156
9	A Iowa	81 86	32	H FGCU	63 74	51	A Iowa St.	72 80	104	A Liberty	76 71	
									104	H Liberty	86 75	
									146	A North Florida	65 67	
									146	H North Florida	54 51	
									169	A Jacksonville	56 67	
									169	H Jacksonville	76 65	
									173	H Samford	63 79	
									213	A Stetson	60 69	
									213	H Stetson	68 57	
									216	A Kennesaw St.	56 59	
									216	H Kennesaw St.	71 54	
									248	N Alabama A&M	80 65	
									252	A Lipscomb	84 72	
									252	H Lipscomb	91 58	
									290	N UC Irvine	88 60	
									326	A NJIT	57 55	
									329	A Alabama St.	81 60	
									334	A Tennessee St.	88 63	
									340	N SIUE	85 67	
									349	N South Carolina St.	99 46	
									351	H Mississippi Val.	86 60	
LAST 10 Division I												
216	H	Kennesaw St.	71	54	326	A	NJIT	57	55			
213	A	Stetson	60	69	169	A	Jacksonville	56	67			
146	A	North Florida	65	67	216	A	Kennesaw St.	56	59			
252	H	Lipscomb	91	58	213	H	Stetson	68	57			
104	H	Liberty	86	75	32	H	FGCU	63	74			

Non-Div I Games: Virginia-Lynchburg 128 26 Oakwood 120 38

North Ala.

Loss, Non-Conf, S Site, H Home A Away N Neutral

## North Carolina

Through Games Of Feb. 24, 2020

Average RPI Win:	185	WON-LOST	WINNING	LAST 10	STRENGTH OF	OPP. STRENGTH	TEAM	ADJ.	CONF.	ADJ CONF.
Average RPI Loss:	53	RECORD	PCT. RANK	GAMES	SCHEDULE	OF SCHEDULE	RPI	RPI	RPI	RPI
DIV. I ONLY	16- 11	118	3-7	136	40	113	113	5	5	
DIV. I NON-CONF.	9- 2	37	0	333	115	149	149	4	4	
TOTALS	RPI 1-25	RPI 26-50	W-L RECORDS	RPI 51-100	RPI 101-150	RPI 150+				
16- 11	1- 3	2- 3	OVERALL	2- 4	2- 1	9- 0				
11- 4	1- 1	1- 1	HOME	0- 2	1- 0	8- 0				
2- 7	0- 2	1- 2	AWAY	1- 2	0- 1	0- 0				
3- 0	0- 0	0- 0	NEUTRAL	1- 0	1- 0	1- 0				
9- 2	0- 0	0- 0	NON-CONFERENCE	1- 2	1- 0	7- 0				
6- 1	0- 0	0- 0	HOME	0- 1	0- 0	6- 0				
0- 1	0- 0	0- 0	AWAY	0- 1	0- 0	0- 0				
3- 0	0- 0	0- 0	NEUTRAL	1- 0	1- 0	1- 0				
7- 9	1- 3	2- 3	CONFERENCE	1- 2	1- 1	2- 0				
5- 3	1- 1	1- 1	HOME	0- 1	1- 0	2- 0				
2- 6	0- 2	1- 2	AWAY	1- 1	0- 1	0- 0				
0- 0	0- 0	0- 0	NEUTRAL	0- 0	0- 0	0- 0				

RPI S	Opponent	Score	RPI S	Opponent	Score	RPI S	Opponent	Score	RPI S	Opponent	Score	Team's RPI: 113
5	H Louisville	67 74	26	A Florida St.	64 78	65	A Alabama	77 83	101	H Miami (FL)	78 58	
23	A NC State	68 76	38	A Virginia Tech	70 76	67	A Georgia Tech	67 60	111	A Wake Forest	79 82	
23	H NC State	66 60	38	H Virginia Tech	63 72	68	H Yale	63 66	145	N Missouri	82 69	
25	A Duke	61 71	45	A Virginia	65 47	81	A Boston College	75 93	177	H Elon	76 46	
			45	H Virginia	78 68	90	N Temple	71 58	189	H Illinois	85 60	
						98	H Syracuse	56 74	223	H Clemson	86 72	
									274	N UNCW	85 45	
									286	H Pittsburgh	70 62	
									306	H Navy	80 40	
									307	H N.C. Central	92 53	
									339	H Western Caro.	92 55	
									345	H Charleston So.	85 54	
LAST 10 Division I												
111	A Wake Forest	79 82	223	H Clemson	86 72							
81	A Boston College	75 93	45	H Virginia	78 68							
98	H Syracuse	56 74	23	A NC State	68 76							
38	H Virginia Tech	63 72	67	A Georgia Tech	67 60							
25	A Duke	61 71	5	H Louisville	67 74							

Non-Div I Games:

North Carolina

■ Loss, 
 ■ Non-Conf, 
 S Site, 
 ■ Home 
 ■ Away 
 N Neutral

# North Dakota

Through Games Of Feb. 24, 2020

Average RPI Win: <b>269</b>	WON-LOST	WINNING	LAST 10	STRENGTH OF	OPP. STRENGTH	TEAM	ADJ.	CONF.	ADJ CONF.
Average RPI Loss: <b>160</b>	RECORD	PCT. RANK	GAMES	SCHEDULE	OF SCHEDULE	RPI	RPI	RPI	RPI
DIV. I ONLY	<b>12- 13</b>	<b>189</b>	<b>2-8</b>	<b>295</b>	<b>240</b>	<b>234</b>	<b>234</b>	<b>19</b>	<b>19</b>
DIV. I NON-CONF.	<b>7- 4</b>	<b>100</b>	<b>0</b>	<b>233</b>	<b>318</b>	<b>120</b>	<b>120</b>	<b>18</b>	<b>18</b>
TOTALS	RPI 1-25	RPI 26-50	W-L RECORDS	RPI 51-100	RPI 101-150	RPI 150+			
12- 13	0- 1	0- 1	OVERALL	0- 3	1- 0	11- 8			
5- 6	0- 0	0- 1	HOME	0- 2	1- 0	4- 3			
7- 7	0- 1	0- 0	AWAY	0- 1	0- 0	7- 5			
0- 0	0- 0	0- 0	NEUTRAL	0- 0	0- 0	0- 0			
7- 4	0- 1	0- 0	NON-CONFERENCE	0- 1	1- 0	6- 2			
2- 1	0- 0	0- 0	HOME	0- 1	1- 0	1- 0			
5- 3	0- 1	0- 0	AWAY	0- 0	0- 0	5- 2			
0- 0	0- 0	0- 0	NEUTRAL	0- 0	0- 0	0- 0			
5- 9	0- 0	0- 1	CONFERENCE	0- 2	0- 0	5- 6			
3- 5	0- 0	0- 1	HOME	0- 1	0- 0	3- 3			
2- 4	0- 0	0- 0	AWAY	0- 1	0- 0	2- 3			
0- 0	0- 0	0- 0	NEUTRAL	0- 0	0- 0	0- 0			

RPI S	Opponent	Score	RPI S	Opponent	Score	RPI S	Opponent	Score	RPI S	Opponent	Score	Team's RPI: 234
24	A Arizona	42 74	34	H South Dakota	46 93	80	A South Dakota St.	64 99	149	H Valparaiso	65 63	
						80	H South Dakota St.	61 74	158	A New Orleans	73 79	
						86	H Illinois St.	58 66	193	A Western Ill.	74 91	
									193	H Western Ill.	77 71	
									209	H Rhode Island	67 61	
									217	A Oral Roberts	52 75	
									217	H Oral Roberts	72 86	
									218	A SMU	51 66	
									227	A Grand Canyon	78 76	
									238	A Milwaukee	66 58	
									242	A Denver	90 82	
									242	H Denver	81 91	
									267	A North Dakota St.	82 92	
									267	H North Dakota St.	74 82	
									298	A Ga. Southern	69 56	
									309	H Omaha	63 57	
									336	A Purdue Fort Wayne	63 49	
									336	H Purdue Fort Wayne	91 85	
									345	A Charleston So.	73 57	
									349	A South Carolina St.	95 53	
LAST 10 Division I												
267	H North Dakota St.	74 82	336	A Purdue Fort Wayne	63 49							
80	H South Dakota St.	61 74	193	H Western Ill.	77 71							
193	A Western Ill.	74 91	242	H Denver	81 91							
34	H South Dakota	46 93	267	A North Dakota St.	82 92							
217	H Oral Roberts	72 86	80	A South Dakota St.	64 99							

Non-Div I Games: Northland 118 35 Mayville St. 83 52

North Dakota

Loss, Non-Conf, S Site, H Home A Away N Neutral

Average RPI Win: 280		WON-LOST	WINNING	LAST 10	STRENGTH OF		OPP. STRENGTH	TEAM	ADJ.	CONF.	ADJ CONF.
Average RPI Loss: 129		RECORD	PCT. RANK	GAMES	SCHEDULE		OF SCHEDULE	RPI	RPI	RPI	RPI
DIV. I ONLY		7- 17	294	6-4	194		153	267	267	19	19
DIV. I NON-CONF.		1- 9	326	0	147		27	292	292	18	18
TOTALS		RPI 1-25	RPI 26-50		W-L RECORDS		RPI 51-100	RPI 101-150		RPI 150+	
7- 17	0- 0	0- 4		OVERALL		0- 3	0- 3		7- 7		
3- 8	0- 0	0- 1		HOME		0- 1	0- 2		3- 4		
4- 9	0- 0	0- 3		AWAY		0- 2	0- 1		4- 3		
0- 0	0- 0	0- 0		NEUTRAL		0- 0	0- 0		0- 0		
1- 9	0- 0	0- 2		NON-CONFERENCE		0- 2	0- 3		1- 2		
0- 5	0- 0	0- 0		HOME		0- 1	0- 2		0- 2		
1- 4	0- 0	0- 2		AWAY		0- 1	0- 1		1- 0		
0- 0	0- 0	0- 0		NEUTRAL		0- 0	0- 0		0- 0		
6- 8	0- 0	0- 2		CONFERENCE		0- 1	0- 0		6- 5		
3- 3	0- 0	0- 1		HOME		0- 0	0- 0		3- 2		
3- 5	0- 0	0- 1		AWAY		0- 1	0- 0		3- 3		
0- 0	0- 0	0- 0		NEUTRAL		0- 0	0- 0		0- 0		

RPI 1-25				RPI 26-50				RPI 51-100				RPI 101+ Team's RPI: 267			
RPI	S	Opponent	Score	RPI	S	Opponent	Score	RPI	S	Opponent	Score	RPI	S	Opponent	Score
				34	A	South Dakota	57 96	51	H	Iowa St.	58 86	127	A	Northeastern	61 72
				34	H	South Dakota	36 80	75	A	UNI	63 95	138	H	Wisconsin	63 64
				36	A	Bradley	64 70	80	A	South Dakota St.	52 60	149	H	Valparaiso	54 66
				42	A	Creighton	59 70					180	H	Northern Ill.	68 74
												181	H	Wyoming	57 66
												193	A	Western Ill.	79 86
												193	H	Western Ill.	78 79
												217	A	Oral Roberts	62 70
												217	H	Oral Roberts	76 80
												234	A	North Dakota	82 74
												234	H	North Dakota	92 82
												242	A	Denver	82 91
												242	H	Denver	85 80
												268	A	New Hampshire	67 61
												309	A	Omaha	74 65
												336	A	Purdue Fort Wayne	58 44
												336	H	Purdue Fort Wayne	74 53
LAST 10 Division I															
				234	A	North Dakota	82 74	193	A	Western Ill.	79 86				
				34	A	South Dakota	57 96	336	A	Purdue Fort Wayne	58 44				
				336	H	Purdue Fort Wayne	74 53	242	H	Denver	85 80				
				217	H	Oral Roberts	76 80	80	A	South Dakota St.	52 60				
				309	A	Omaha	74 65	234	H	North Dakota	92 82				

Non-Div I Games:	Waldorf	92	26	Mayville St.	97	59
------------------	---------	----	----	--------------	----	----

North Dakota St.

Loss, Non-Conf, S Site, H Home A Away N Neutral



# North Florida

Through Games Of Feb. 24, 2020

Average RPI Win:	206	WON-LOST	WINNING	LAST 10	STRENGTH OF	OPP. STRENGTH	TEAM	ADJ.	CONF.	ADJ CONF.
Average RPI Loss:	129	RECORD	PCT. RANK	GAMES	SCHEDULE	OF SCHEDULE	RPI	RPI	RPI	RPI
DIV. I ONLY	12- 14	195	4-6	101	167	146	146	16	16	
DIV. I NON-CONF.	5- 6	187	0	54	134	93	93	14	14	
TOTALS	RPI 1-25	RPI 26-50	W-L RECORDS	RPI 51-100	RPI 101-150	RPI 150+				
12- 14	0- 1	0- 3	OVERALL	1- 1	2- 3	9- 6				
5- 4	0- 0	0- 1	HOME	0- 0	2- 0	3- 3				
5- 8	0- 1	0- 2	AWAY	0- 0	0- 3	5- 2				
2- 2	0- 0	0- 0	NEUTRAL	1- 1	0- 0	1- 1				
5- 6	0- 1	0- 1	NON-CONFERENCE	1- 1	1- 2	3- 1				
1- 0	0- 0	0- 0	HOME	0- 0	1- 0	0- 0				
2- 4	0- 1	0- 1	AWAY	0- 0	0- 2	2- 0				
2- 2	0- 0	0- 0	NEUTRAL	1- 1	0- 0	1- 1				
7- 8	0- 0	0- 2	CONFERENCE	0- 0	1- 1	6- 5				
4- 4	0- 0	0- 1	HOME	0- 0	1- 0	3- 3				
3- 4	0- 0	0- 1	AWAY	0- 0	0- 1	3- 2				
0- 0	0- 0	0- 0	NEUTRAL	0- 0	0- 0	3- 0				

RPI S	Opponent	Score	RPI S	Opponent	Score	RPI S	Opponent	Score	RPI S	Opponent	Score	Team's RPI: 146
19 A	Indiana	45 72	26 A	Florida St.	41 70	61 N	Marist	54 69	101 A	Miami (FL)	55 78	
			32 A	FGCU	65 76	91 N	Rider	80 70	104 A	Liberty	54 76	
			32 H	FGCU	50 72				104 H	Liberty	65 50	
									124 H	Holy Cross	80 60	
									138 A	Wisconsin	62 75	
									156 A	North Ala.	51 54	
									156 H	North Ala.	67 65	
									169 A	Jacksonville	70 64	
									169 H	Jacksonville	60 69	
									175 N	Norfolk St.	54 57	
									213 H	Stetson	52 60	
									216 A	Kennesaw St.	64 55	
									216 H	Kennesaw St.	57 33	
									248 A	Alabama A&M	73 64	
									252 A	Lipscomb	68 60	
									252 H	Lipscomb	66 73	
									266 N	Nicholls St.	64 61	
									303 A	FIU	64 49	
									326 A	NJIT	56 60	
									326 H	NJIT	71 48	
LAST 10 Division I												
104 A	Liberty	54 76	32 A	FGCU	65 76							
252 H	Lipscomb	66 73	213 H	Stetson	52 60							
169 H	Jacksonville	60 69	216 H	Kennesaw St.	57 33							
156 H	North Ala.	67 65	104 H	Liberty	65 50							
326 A	NJIT	56 60	252 A	Lipscomb	68 60							

Non-Div I Games: Warner 110 46 Edward Waters 80 51

North Florida

Loss, Non-Conf, S Site, H Home A Away N Neutral

North Texas

Through Games Of Feb. 24, 2020

Average RPI Win:	252	WON-LOST	WINNING	LAST 10	STRENGTH OF	OPP. STRENGTH	TEAM	ADJ.	CONF.	ADJ CONF.
Average RPI Loss:	140	RECORD	PCT. RANK	GAMES	SCHEDULE	OF SCHEDULE	RPI	RPI	RPI	RPI
DIV. I ONLY	8- 16	274	3-7	157	181	259	259	13	13	
DIV. I NON-CONF.	4- 5	195	0	199	312	227	227	16	16	
TOTALS	RPI 1-25	RPI 26-50	W-L RECORDS	RPI 51-100	RPI 101-150	RPI 150+				
8- 16	0- 1	1- 2	OVERALL	0- 4	0- 2	7- 7				
6- 6	0- 0	1- 0	HOME	0- 2	0- 2	5- 2				
2- 8	0- 0	0- 2	AWAY	0- 1	0- 0	2- 5				
0- 2	0- 1	0- 0	NEUTRAL	0- 1	0- 0	0- 0				
4- 5	0- 1	0- 0	NON-CONFERENCE	0- 1	0- 1	4- 2				
3- 1	0- 0	0- 0	HOME	0- 0	0- 1	3- 0				
1- 2	0- 0	0- 0	AWAY	0- 0	0- 0	1- 2				
0- 2	0- 1	0- 0	NEUTRAL	0- 1	0- 0	0- 0				
4- 11	0- 0	1- 2	CONFERENCE	0- 3	0- 1	3- 5				
3- 5	0- 0	1- 0	HOME	0- 2	0- 1	2- 2				
1- 6	0- 0	0- 2	AWAY	0- 1	0- 0	1- 3				
0- 0	0- 0	0- 0	NEUTRAL	0- 0	0- 0	0- 0				

RPI	S	Opponent	Score	RPI	S	Opponent	Score	RPI	S	Opponent	Score	RPI	S	Opponent	Score	Team's RPI: 259
23	N	NC State	65 76	27	A	Old Dominion	66 71	54	N	Texas	57 63	105	H	UT Arlington	49 68	
				33	H	Western Ky.	61 54	58	H	Middle Tenn.	60 80	122	H	UAB	50 51	
				49	A	Charlotte	59 72	66	A	Rice	66 69	199	A	Hawaii	66 60	
								66	H	Rice	52 67	200	A	Fla. Atlantic	78 84	
												205	H	Southern Miss.	57 65	
												208	H	Louisiana	69 66	
												220	A	UTEP	63 67	
												228	H	Marshall	59 68	
												231	A	CSU Bakersfield	52 61	
												265	H	Louisiana Tech	74 69	
												282	A	Utah St.	55 66	
												303	A	FIU	56 58	
												312	A	UTSA	79 55	
												312	H	UTSA	94 55	
												333	H	Alcorn	67 31	
												350	H	La.-Monroe	63 51	
LAST 10 Division I																
312	H	UTSA	94 55	58	H	Middle Tenn.	60 80									
66	A	Rice	66 69	66	H	Rice	52 67									
27	A	Old Dominion	66 71	220	A	UTEP	63 67									
49	A	Charlotte	59 72	312	A	UTSA	79 55									
122	H	UAB	50 51	265	H	Louisiana Tech	74 69									

Non-Div I Games: Mid-Amer. Christian59 61 Xavier (LA) 68 31 Tex. A&M-Texarkana 114 54

North Texas

Loss, Non-Conf, S Site, H Home A Away N Neutral

## Northeastern

Through Games Of Feb. 24, 2020

Average RPI Win:	215	WON-LOST	WINNING	LAST 10	STRENGTH OF	OPP. STRENGTH	TEAM	ADJ.	CONF.	ADJ CONF.
Average RPI Loss:	74	RECORD	PCT. RANK	GAMES	SCHEDULE	OF SCHEDULE	RPI	RPI	RPI	RPI
DIV. I ONLY	12- 14	195	4-6	44	128	127	127	14	14	
DIV. I NON-CONF.	4- 7	225	0	30	63	118	118	13	13	
TOTALS	RPI 1-25	RPI 26-50	W-L RECORDS	RPI 51-100	RPI 101-150	RPI 150+				
12- 14	0- 2	0- 5	OVERALL	1- 3	1- 2	10- 2				
8- 6	0- 0	0- 3	HOME	0- 2	1- 0	7- 1				
4- 8	0- 2	0- 2	AWAY	1- 1	0- 2	3- 1				
0- 0	0- 0	0- 0	NEUTRAL	0- 0	0- 0	0- 0				
4- 7	0- 2	0- 1	NON-CONFERENCE	1- 3	0- 1	3- 0				
2- 3	0- 0	0- 1	HOME	0- 2	0- 0	2- 0				
2- 4	0- 2	0- 0	AWAY	1- 1	0- 1	1- 0				
0- 0	0- 0	0- 0	NEUTRAL	0- 0	0- 0	0- 0				
8- 7	0- 0	0- 4	CONFERENCE	0- 0	1- 1	7- 2				
6- 3	0- 0	0- 2	HOME	0- 0	1- 0	5- 1				
2- 4	0- 0	0- 2	AWAY	0- 0	0- 1	2- 1				
0- 0	0- 0	0- 0	NEUTRAL	0- 0	0- 0	0- 0				

RPI 1-25				RPI 26-50				RPI 51-100				RPI 101+ Team's RPI: 127			
RPI	S	Opponent	Score	RPI	S	Opponent	Score	RPI	S	Opponent	Score	RPI	S	Opponent	Score
1	A	Oregon	47 89	34	H	South Dakota	76 80	52	H	Dayton	60 71	117	A	William & Mary	64 80
18	A	Central Mich.	63 79	40	A	James Madison	54 67	68	H	Yale	63 78	117	H	William & Mary	61 55
				40	H	James Madison	64 86	84	A	Fordham	58 74	136	A	Boston U.	56 72
				43	A	Drexel	41 50	97	A	Harvard	46 44	176	A	Towson	68 81
				43	H	Drexel	51 67					176	H	Towson	66 63
												177	A	Elon	69 45
												177	H	Elon	68 65
												183	A	Delaware	72 62
												183	H	Delaware	69 81
												187	A	Maine	66 58
												263	H	Col. of Charleston	72 68
												267	H	North Dakota St.	72 61
												274	H	UNCW	63 61
												318	H	Hofstra	74 51
												346	H	Hartford	60 47
LAST 10 Division I															
176	H	Towson	66 63	183	H	Delaware	69 81								
40	H	James Madison	64 86	274	H	UNCW	63 61								
177	A	Elon	69 45	263	H	Col. of Charleston	72 68								
117	A	William & Mary	64 80	40	A	James Madison	54 67								
43	H	Drexel	51 67	176	A	Towson	68 81								

Non-Div I Games:

Northeastern

■ Loss, 
 ■ Non-Conf, 
 ■ S Site, 
 ■ H Home 
 ■ A Away 
 N Neutral

## Northern Ariz.

Through Games Of Feb. 24, 2020

Average RPI Win:	246	WON-LOST	WINNING	LAST 10	STRENGTH OF	OPP. STRENGTH	TEAM	ADJ.	CONF.	ADJ CONF.
Average RPI Loss:	149	RECORD	PCT. RANK	GAMES	SCHEDULE	OF SCHEDULE	RPI	RPI	RPI	RPI
DIV. I ONLY	15- 11	134	7-3	234	234	162	162	18	18	
DIV. I NON-CONF.	3- 6	235	0	125	243	201	201	17	17	
TOTALS	RPI 1-25	RPI 26-50	W-L RECORDS	RPI 51-100	RPI 101-150	RPI 150+				
15- 11	0- 1	0- 0	OVERALL	0- 3	2- 0	13- 7				
7- 4	0- 0	0- 0	HOME	0- 1	1- 0	6- 3				
7- 6	0- 0	0- 0	AWAY	0- 2	1- 0	6- 4				
1- 1	0- 1	0- 0	NEUTRAL	0- 0	0- 0	1- 0				
3- 6	0- 1	0- 0	NON-CONFERENCE	0- 2	0- 0	3- 3				
1- 1	0- 0	0- 0	HOME	0- 0	0- 0	1- 1				
1- 4	0- 0	0- 0	AWAY	0- 2	0- 0	1- 2				
1- 1	0- 1	0- 0	NEUTRAL	0- 0	0- 0	1- 0				
12- 5	0- 0	0- 0	CONFERENCE	0- 1	2- 0	10- 4				
6- 3	0- 0	0- 0	HOME	0- 1	1- 0	5- 2				
6- 2	0- 0	0- 0	AWAY	0- 0	1- 0	5- 2				
0- 0	0- 0	0- 0	NEUTRAL	0- 0	0- 0	0- 0				

RPI 1-25			RPI 26-50			RPI 51-100			RPI 101+ Team's RPI: 162		
RPI	S	Opponent	Score	RPI	S	RPI	S	Opponent	Score		
17	N	Oregon St.	57 91			66	A	Rice	57 71	123	A
						73	A	Fresno St.	66 83	123	H
						82	H	Montana St.	64 72	161	H
										161	H
										163	N
										165	H
										168	A
										168	H
										178	A
										178	H
										215	A
										222	A
										224	A
										224	H
										295	A
										300	A
										300	H
										304	H
										308	A
										308	H
										316	A
										322	A
										322	H
LAST 10 Division I											
300	H	Eastern Wash.	63 58	168	H	Idaho St.	76 79				
123	H	Idaho	70 67	300	A	Eastern Wash.	70 62				
178	A	Southern Utah	64 82	123	A	Idaho	71 70				
224	A	Northern Colo.	71 60	308	A	Sacramento St.	85 65				
322	H	Weber St.	92 61	215	A	Portland St.	54 66				

Non-Div I Games:

Northern Ariz.

■ Loss, 
 ■ Non-Conf, S Site, 
 ■ Home 
 ■ Away 
 N Neutral

Average RPI Win:	246	WON-LOST	WINNING	LAST 10	STRENGTH OF	OPP. STRENGTH	TEAM	ADJ.	CONF.	ADJ CONF.
Average RPI Loss:	165	RECORD	PCT. RANK	GAMES	SCHEDULE	OF SCHEDULE	RPI	RPI	RPI	RPI
DIV. I ONLY	11- 14	210	4-6	250	197	224	224	18	18	
DIV. I NON-CONF.	4- 5	195	0	161	131	155	155	17	17	
TOTALS	RPI 1-25	RPI 26-50	W-L RECORDS	RPI 51-100	RPI 101-150	RPI 150+				
11- 14	0- 2	0- 0	OVERALL	0- 1	0- 1	11- 10				
4- 7	0- 0	0- 0	HOME	0- 0	0- 1	4- 6				
7- 7	0- 2	0- 0	AWAY	0- 1	0- 0	7- 4				
0- 0	0- 0	0- 0	NEUTRAL	0- 0	0- 0	0- 0				
4- 5	0- 2	0- 0	NON-CONFERENCE	0- 0	0- 0	4- 3				
1- 2	0- 0	0- 0	HOME	0- 0	0- 0	1- 2				
3- 3	0- 2	0- 0	AWAY	0- 0	0- 0	3- 1				
0- 0	0- 0	0- 0	NEUTRAL	0- 0	0- 0	0- 0				
7- 9	0- 0	0- 0	CONFERENCE	0- 1	0- 1	7- 7				
3- 5	0- 0	0- 0	HOME	0- 0	0- 1	3- 4				
4- 4	0- 0	0- 0	AWAY	0- 1	0- 0	4- 3				
0- 0	0- 0	0- 0	NEUTRAL	0- 0	0- 0	0- 0				

RPI	S	Opponent	Score	RPI	S	Opponent	Score	RPI	S	Opponent	Score	RPI	S	Opponent	Score	Team's RPI: 224
8	A	Stanford	36 90					82	A	Montana St.	58 91	123	H	Idaho	46 57	
11	A	UCLA	58 92									162	A	Northern Ariz.	45 72	
												162	H	Northern Ariz.	60 71	
												165	A	Montana	67 58	
												168	A	Idaho St.	39 59	
												168	H	Idaho St.	55 71	
												178	A	Southern Utah	50 64	
												178	H	Southern Utah	55 68	
												181	A	Wyoming	46 44	
												196	A	Chattanooga	59 42	
												215	A	Portland St.	78 51	
												215	H	Portland St.	77 58	
												218	A	SMU	61 52	
												233	H	San Francisco	83 90	
												242	A	Denver	55 74	
												276	H	Colorado St.	58 75	
												281	H	Air Force	72 62	
												300	H	Eastern Wash.	63 42	
												308	A	Sacramento St.	73 63	
												308	H	Sacramento St.	90 73	
												322	A	Weber St.	69 65	
												322	H	Weber St.	60 65	
LAST 10 Division I																
168	H	Idaho St.	55 71	178	H	Southern Utah	55 68									
178	A	Southern Utah	50 64	322	A	Weber St.	69 65									
308	H	Sacramento St.	90 73	168	A	Idaho St.	39 59									
162	H	Northern Ariz.	60 71	300	H	Eastern Wash.	63 42									
215	A	Portland St.	78 51	123	H	Idaho	46 57									

Non-Div I Games:

Northern Colo.

■ Loss, 
 ■ Non-Conf, S Site, 
 ■ Home 
 ■ Away 
 N Neutral

Average RPI Win:	215	WON-LOST	WINNING	LAST 10	STRENGTH OF	OPP. STRENGTH	TEAM	ADJ.	CONF.	ADJ CONF.
Average RPI Loss:	95	RECORD	PCT. RANK	GAMES	SCHEDULE	OF SCHEDULE	RPI	RPI	RPI	RPI
DIV. I ONLY	8- 17	280	4-6	53	119	180	180	10	10	
DIV. I NON-CONF.	4- 7	225	0	58	192	151	151	9	9	
TOTALS	RPI 1-25	RPI 26-50	W-L RECORDS	RPI 51-100	RPI 101-150	RPI 150+				
8- 17	0- 2	0- 5	OVERALL	0- 4	1- 2	7- 4				
3- 8	0- 1	0- 2	HOME	0- 2	1- 2	2- 1				
4- 8	0- 1	0- 2	AWAY	0- 2	0- 0	4- 3				
1- 1	0- 0	0- 1	NEUTRAL	0- 0	0- 0	1- 0				
4- 7	0- 0	0- 3	NON-CONFERENCE	0- 3	0- 0	4- 1				
1- 3	0- 0	0- 1	HOME	0- 2	0- 0	1- 0				
2- 3	0- 0	0- 1	AWAY	0- 1	0- 0	2- 1				
1- 1	0- 0	0- 1	NEUTRAL	0- 0	0- 0	1- 0				
4- 10	0- 2	0- 2	CONFERENCE	0- 1	1- 2	3- 3				
2- 5	0- 1	0- 1	HOME	0- 0	1- 2	1- 1				
2- 5	0- 1	0- 1	AWAY	0- 1	0- 0	2- 2				
0- 0	0- 0	0- 0	NEUTRAL	0- 0	0- 0	0- 0				

RPI 1-25				RPI 26-50				RPI 51-100				RPI 101+ Team's RPI: 180			
RPI	S	Opponent	Score	RPI	S	Opponent	Score	RPI	S	Opponent	Score	RPI	S	Opponent	Score
18	A	Central Mich.	60 66	28	H	Drake	49 73	71	A	Ball St.	89 97	103	H	Kent St.	71 79
18	H	Central Mich.	66 70	34	N	South Dakota	48 91	86	A	Illinois St.	66 69	144	H	Buffalo	64 63
				41	A	Purdue	63 68	97	H	Harvard	53 59	150	H	Western Mich.	65 68
				48	A	Ohio	67 87	99	H	Southern Ill.	61 80	151	A	Akron	70 65
				48	H	Ohio	79 85					159	A	Eastern Mich.	55 62
												172	H	Toledo	51 63
												198	A	Miami (OH)	64 66
												198	H	Miami (OH)	86 84
												211	N	Tennessee Tech	82 74
												214	H	Eastern Ill.	61 48
												238	A	Milwaukee	65 78
												261	A	Bowling Green	92 87
												267	A	North Dakota St.	74 68
												276	A	Colorado St.	80 75
LAST 10 Division I															
18	H	Central Mich.	66 70	18	A	Central Mich.	60 66								
71	A	Ball St.	89 97	144	H	Buffalo	64 63								
150	H	Western Mich.	65 68	159	A	Eastern Mich.	55 62								
198	H	Miami (OH)	86 84	48	H	Ohio	79 85								
261	A	Bowling Green	92 87	151	A	Akron	70 65								

Non-Div I Games:

Northern Ill.

Average RPI Win:	258	WON-LOST	WINNING	LAST 10	STRENGTH OF	OPP. STRENGTH	TEAM	ADJ.	CONF.	ADJ CONF.
Average RPI Loss:	145	RECORD	PCT. RANK	GAMES	SCHEDULE	OF SCHEDULE	RPI	RPI	RPI	RPI
DIV. I ONLY	16- 11	118	7-3	271	235	186	186	22	22	
DIV. I NON-CONF.	6- 5	151	0	311	161	219	219	19	19	
TOTALS	RPI 1-25	RPI 26-50	W-L RECORDS	RPI 51-100	RPI 101-150	RPI 150+				
16- 11	0- 1	0- 0	OVERALL	1- 3	1- 1	14- 6				
10- 4	0- 1	0- 0	HOME	1- 1	1- 0	8- 2				
5- 7	0- 0	0- 0	AWAY	0- 2	0- 1	5- 4				
1- 0	0- 0	0- 0	NEUTRAL	0- 0	0- 0	1- 0				
6- 5	0- 1	0- 0	NON-CONFERENCE	0- 2	0- 0	6- 2				
3- 2	0- 1	0- 0	HOME	0- 1	0- 0	3- 0				
2- 3	0- 0	0- 0	AWAY	0- 1	0- 0	2- 2				
1- 0	0- 0	0- 0	NEUTRAL	0- 0	0- 0	1- 0				
10- 6	0- 0	0- 0	CONFERENCE	1- 1	1- 1	8- 4				
7- 2	0- 0	0- 0	HOME	1- 0	1- 0	5- 2				
3- 4	0- 0	0- 0	AWAY	0- 1	0- 1	3- 2				
0- 0	0- 0	0- 0	NEUTRAL	0- 0	0- 0	0- 0				

RPI 1-25				RPI 26-50				RPI 51-100				RPI 101+ Team's RPI: 186			
RPI	S	Opponent	Score	RPI	S	Opponent	Score	RPI	S	Opponent	Score	RPI	S	Opponent	Score
5	H	Louisville	57 85					57	A	Belmont	45 62	130	A	Green Bay	44 65
								64	A	IUPUI	61 89	130	H	Green Bay	63 43
								64	H	IUPUI	65 62	155	A	Wright St.	69 79
								93	H	Saint Louis	42 67	155	H	Wright St.	55 63
												202	A	Cleveland St.	62 66
												202	H	Cleveland St.	68 73
												238	A	Milwaukee	61 49
												238	H	Milwaukee	61 37
												243	H	Central Ark.	72 56
												251	A	Youngstown St.	59 55
												251	H	Youngstown St.	75 56
												252	A	Lipscomb	69 71
												253	N	Jacksonville St.	66 63
												272	A	Indiana St.	70 68
												273	H	Wofford	80 72
												277	H	Oakland	69 60
												285	A	Eastern Ky.	62 69
												303	A	FIU	67 45
												309	H	Omaha	57 40
												332	H	Detroit Mercy	72 60
												343	A	UIC	88 46
												343	H	UIC	78 35
LAST 10 Division I															
155	A	Wright St.	69 79	130	H	Green Bay	63 43								
64	H	IUPUI	65 62	238	H	Milwaukee	61 37								
343	H	UIC	78 35	332	H	Detroit Mercy	72 60								
251	A	Youngstown St.	59 55	277	H	Oakland	69 60								
202	A	Cleveland St.	62 66	155	H	Wright St.	55 63								

Non-Div I Games:

Northern Ky.

■ Loss, 
 ■ Non-Conf, S Site, 
 ■ Home 
 ■ Away 
 N Neutral

RETURN TO SCHOOL				THROUGH GAMES OF FEB. 11, 1910						
Average RPI Win:	111	WON-LOST	WINNING	LAST 10	STRENGTH OF	OPP. STRENGTH	TEAM	ADJ.	CONF.	ADJ CONF.
Average RPI Loss:	11	RECORD	PCT. RANK	GAMES	SCHEDULE	OF SCHEDULE	RPI	RPI	RPI	RPI
DIV. I ONLY	24- 3	10	9-1	30	3	7	7	2	2	
DIV. I NON-CONF.	10- 1	20	0	91	24	24	24	1	1	
TOTALS	RPI 1-25		RPI 26-50		W-L RECORDS		RPI 51-100		RPI 101-150	
24- 3	3- 3		5- 0		OVERALL		6- 0		3- 0	
13- 2	1- 2		3- 0		HOME		4- 0		2- 0	
9- 1	2- 1		2- 0		AWAY		2- 0		1- 0	
2- 0	0- 0		0- 0		NEUTRAL		0- 0		0- 0	
10- 1	1- 1		1- 0		NON-CONFERENCE		2- 0		2- 0	
6- 1	0- 1		0- 0		HOME		2- 0		2- 0	
2- 0	1- 0		1- 0		AWAY		0- 0		0- 0	
2- 0	0- 0		0- 0		NEUTRAL		0- 0		0- 0	
14- 2	2- 2		4- 0		CONFERENCE		4- 0		1- 0	
7- 1	1- 1		3- 0		HOME		2- 0		0- 0	
7- 1	1- 1		1- 0		AWAY		2- 0		1- 0	
0- 0	0- 0		0- 0		NEUTRAL		0- 0		0- 0	

RPI 1-25				RPI 26-50				RPI 51-100				RPI 101+			
RPI	S	Opponent	Score	RPI	S	Opponent	Score	RPI	S	Opponent	Score	RPI	S	Opponent	Score
3	A	Maryland	61 70	30	A	Michigan	66 60	81	H	Boston College	66 63	105	H	UT Arlington	74 47
3	H	Maryland	81 58	30	H	Michigan	81 73	85	A	Minnesota	56 54	138	A	Wisconsin	82 66
9	H	Iowa	51 77	37	A	Marquette	64 56	87	H	Nebraska	60 56	149	H	Valparaiso	69 48
19	A	Indiana	71 69	41	H	Purdue	61 56	88	H	Colgate	73 44	164	H	Dartmouth	79 37
20	H	DePaul	68 70	44	H	Rutgers	82 65	92	A	Michigan St.	76 48	189	A	Illinois	77 50
25	A	Duke	63 42					92	H	Michigan St.	85 55	203	A	Penn St.	82 59
LAST 10 Division I															
				138	A	Wisconsin	82 66					203	A	Penn St.	82 59
				44	H	Rutgers	82 65					30	H	Michigan	81 73
				87	H	Nebraska	60 56					3	A	Maryland	61 70
				30	A	Michigan	66 60					92	A	Michigan St.	76 48
				92	H	Michigan St.	85 55					203	H	Penn St.	85 59

Non-Div I Games:

Northwestern

Loss, Non-Conf, S Site, H Home A Away N Neutral



Average RPI Win:	317	WON-LOST	WINNING	LAST 10	STRENGTH OF	OPP. STRENGTH	TEAM	ADJ.	CONF.	ADJ CONF.
Average RPI Loss:	190	RECORD	PCT. RANK	GAMES	SCHEDULE	OF SCHEDULE	RPI	RPI	RPI	RPI
DIV. I ONLY	5- 17	314	3-7	327	287	338	338	23	23	
DIV. I NON-CONF.	1- 5	313	0	237	280	325	325	24	24	
TOTALS	RPI 1-25	RPI 26-50	W-L RECORDS	RPI 51-100	RPI 101-150	RPI 150+				
5- 17	0- 0	0- 1	OVERALL	0- 3	0- 2	5- 11				
4- 7	0- 0	0- 0	HOME	0- 1	0- 0	4- 6				
1- 10	0- 0	0- 1	AWAY	0- 2	0- 2	1- 5				
0- 0	0- 0	0- 0	NEUTRAL	0- 0	0- 0	0- 0				
1- 5	0- 0	0- 1	NON-CONFERENCE	0- 1	0- 1	1- 2				
1- 1	0- 0	0- 0	HOME	0- 0	0- 0	1- 1				
0- 4	0- 0	0- 1	AWAY	0- 1	0- 1	0- 1				
0- 0	0- 0	0- 0	NEUTRAL	0- 0	0- 0	0- 0				
4- 12	0- 0	0- 0	CONFERENCE	0- 2	0- 1	4- 9				
3- 6	0- 0	0- 0	HOME	0- 1	0- 0	3- 5				
1- 6	0- 0	0- 0	AWAY	0- 1	0- 1	1- 4				
0- 0	0- 0	0- 0	NEUTRAL	0- 0	0- 0	0- 0				

RPI 1-25			RPI 26-50			RPI 51-100			RPI 101+ Team's RPI: 338		
RPI	S	Opponent	Score	RPI	S	Opponent	Score	RPI	S	Opponent	Score
				35	A	Arkansas	39 99	54	A	Texas	49 91
								95	H	A&M-Corpus Christi	59 72
								96	A	SFA	40 89
								118	A	Abilene Christian	69 84
								135	A	Texas Tech	49 79
								152	H	Jackson St.	49 66
								154	H	Sam Houston St.	69 79
								158	H	New Orleans	63 77
								239	H	Southeastern La.	56 72
								243	H	Central Ark.	44 51
								257	A	Incarnate Word	39 76
								257	H	Incarnate Word	67 69
								266	A	Nicholls St.	66 73
								266	H	Nicholls St.	58 54
								271	A	Lamar University	58 61
								316	A	Houston Baptist	54 46
								316	H	Houston Baptist	69 60
								342	A	McNeese	51 61
								342	H	McNeese	70 60
								344	H	Grambling	65 61
								350	A	La.-Monroe	54 63
LAST 10 Division I											
266	A	Nicholls St.	66 73	243	H	Central Ark.	44 51				
342	H	McNeese	70 60	158	H	New Orleans	63 77				
257	A	Incarnate Word	39 76	239	H	Southeastern La.	56 72				
316	A	Houston Baptist	54 46	96	A	SFA	40 89				
118	A	Abilene Christian	69 84	266	H	Nicholls St.	58 54				

Non-Div I Games: LeTourneau 91 61 LSU-Shreveport 63 68 Central Baptist 61 59

Northwestern St.

Loss, Non-Conf, S Site, H Home A Away N Neutral

Notre Dame

Through Games Of Feb. 24, 2020

Average RPI Win:	143	WON-LOST	WINNING	LAST 10	STRENGTH OF	OPP. STRENGTH	TEAM	ADJ.	CONF.	ADJ CONF.
Average RPI Loss:	58	RECORD	PCT. RANK	GAMES	SCHEDULE	OF SCHEDULE	RPI	RPI	RPI	RPI
DIV. I ONLY	11- 17	240	5-5	23	15	116	116	5	5	
DIV. I NON-CONF.	5- 7	205	0	9	7	91	91	4	4	
TOTALS	RPI 1-25	RPI 26-50	W-L RECORDS	RPI 51-100	RPI 101-150	RPI 150+				
11- 17	0- 6	1- 3	OVERALL	4- 7	2- 0	4- 1				
5- 9	0- 3	0- 1	HOME	1- 4	1- 0	3- 1				
5- 6	0- 3	1- 1	AWAY	2- 2	1- 0	1- 0				
1- 2	0- 0	0- 1	NEUTRAL	1- 1	0- 0	0- 0				
5- 7	0- 2	1- 1	NON-CONFERENCE	2- 4	0- 0	2- 0				
2- 4	0- 1	0- 0	HOME	0- 3	0- 0	2- 0				
2- 1	0- 1	1- 0	AWAY	1- 0	0- 0	0- 0				
1- 2	0- 0	0- 1	NEUTRAL	1- 1	0- 0	0- 0				
6- 10	0- 4	0- 2	CONFERENCE	2- 3	2- 0	2- 1				
3- 5	0- 2	0- 1	HOME	1- 1	1- 0	1- 1				
3- 5	0- 2	0- 1	AWAY	1- 2	1- 0	1- 0				
0- 0	0- 0	0- 0	NEUTRAL	0- 0	0- 0	0- 0				

RPI S	Opponent	Score	RPI S	Opponent	Score	RPI S	Opponent	Score	RPI S	Opponent	Score	Team's RPI: 116
5	A Louisville	49 82	30	A Michigan	76 72	55	H Tennessee	63 74	101	H Miami (FL)	76 53	
5	H Louisville	54 86	32	N FGCU	60 69	67	A Georgia Tech	59 51	111	A Wake Forest	75 71	
6	A UConn	57 81	38	H Virginia Tech	62 68	69	N South Fla.	67 51	172	H Toledo	54 51	
20	H DePaul	94 105	45	A Virginia	60 90	80	N South Dakota St.	59 65	223	H Clemson	55 71	
23	H NC State	56 90				81	A Boston College	55 56	264	H Loyola Maryland	84 60	
25	A Duke	47 50				81	H Boston College	65 75	286	A Pittsburgh	60 52	
						84	A Fordham	60 55	286	H Pittsburgh	74 52	
						85	H Minnesota	67 75				
						92	H Michigan St.	69 72				
						98	A Syracuse	63 74				
						98	H Syracuse	72 70				
LAST 10 Division I												
98	H Syracuse	72 70	111	A Wake Forest	75 71							
38	H Virginia Tech	62 68	67	A Georgia Tech	59 51							
5	A Louisville	49 82	5	H Louisville	54 86							
81	A Boston College	55 56	45	A Virginia	60 90							
286	H Pittsburgh	74 52	101	H Miami (FL)	76 53							

Non-Div I Games:

Notre Dame

Loss, Non-Conf, S Site, H Home A Away N Neutral

RPI 1-25				RPI 26-50				RPI 51-100				RPI 101+				Team's RPI: 277
RPI	S	Opponent	Score	RPI	S	Opponent	Score	RPI	S	Opponent	Score	RPI	S	Opponent	Score	
18	H	Central Mich.	47 65	30	A	Michigan	64 79	64	A	IUPUI	41 76	130	A	Green Bay	51 76	
				36	H	Bradley	58 74	64	H	IUPUI	63 89	130	H	Green Bay	93 88	
								92	A	Michigan St.	56 76	155	A	Wright St.	66 85	
												186	A	Northern Ky.	60 69	
												202	A	Cleveland St.	64 83	
												202	H	Cleveland St.	58 79	
												238	A	Milwaukee	67 74	
												238	H	Milwaukee	78 62	
												251	A	Youngstown St.	86 73	
												251	H	Youngstown St.	74 79	
												253	N	Jacksonville St.	61 55	
												284	A	Niagara	63 77	
												296	A	St. Bonaventure	66 80	
												303	A	FIU	58 49	
												332	A	Detroit Mercy	71 57	
												332	H	Detroit Mercy	65 60	
												343	A	UIC	64 70	
												343	H	UIC	63 46	
												347	A	Chicago St.	98 70	
LAST 10 Division I																
251	A	Youngstown St.	86 73	343	H	UIC	63 46									
202	A	Cleveland St.	64 83	332	H	Detroit Mercy	65 60									
130	A	Green Bay	51 76	155	A	Wright St.	66 85									
238	A	Milwaukee	67 74	186	A	Northern Ky.	60 69									
64	H	IUPUI	63 89	202	H	Cleveland St.	58 79									

Page 211

Average RPI Win:	168	WON-LOST	WINNING	LAST 10	STRENGTH OF	OPP. STRENGTH	TEAM	ADJ.	CONF.	ADJ CONF.
Average RPI Loss:	74	RECORD	PCT. RANK	GAMES	SCHEDULE	OF SCHEDULE	RPI	RPI	RPI	RPI
DIV. I ONLY	17- 8	67	8-2	99	75	48	48	10	10	
DIV. I NON-CONF.	7- 4	100	0	116	21	64	64	9	9	
TOTALS	RPI 1-25	RPI 26-50	W-L RECORDS	RPI 51-100	RPI 101-150	RPI 150+				
17- 8	1- 3	0- 0	OVERALL	2- 3	2- 1	12- 1				
10- 1	0- 1	0- 0	HOME	2- 0	1- 0	7- 0				
6- 6	1- 2	0- 0	AWAY	0- 2	1- 1	4- 1				
1- 1	0- 0	0- 0	NEUTRAL	0- 1	0- 0	1- 0				
7- 4	1- 1	0- 0	NON-CONFERENCE	1- 3	0- 0	5- 0				
4- 0	0- 0	0- 0	HOME	1- 0	0- 0	3- 0				
2- 3	1- 1	0- 0	AWAY	0- 2	0- 0	1- 0				
1- 1	0- 0	0- 0	NEUTRAL	0- 1	0- 0	1- 0				
10- 4	0- 2	0- 0	CONFERENCE	1- 0	2- 1	7- 1				
6- 1	0- 1	0- 0	HOME	1- 0	1- 0	4- 0				
4- 3	0- 1	0- 0	AWAY	0- 0	1- 1	3- 1				
0- 0	0- 0	0- 0	NEUTRAL	0- 0	0- 0	0- 0				

RPI	S	Opponent	Score	RPI	S	Opponent	Score	Team's RPI: 48	RPI	S	Opponent	Score	RPI	S	Opponent	Score
16	A	TCU	72 79						54	A	Texas	60 73	103	H	Kent St.	63 57
18	A	Central Mich.	90 92						64	H	IUPUI	70 64	144	A	Buffalo	76 65
18	H	Central Mich.	71 73						71	H	Ball St.	79 71	150	A	Western Mich.	72 73
21	A	Ohio St.	74 68						89	N	Butler	55 60	151	A	Akron	76 79
									98	A	Syracuse	54 66	151	H	Akron	70 57
													159	A	Eastern Mich.	75 65
													172	H	Toledo	86 58
													180	A	Northern Ill.	85 79
													180	H	Northern Ill.	87 67
													182	H	American	81 69
													196	A	Chattanooga	70 58
													198	A	Miami (OH)	84 70
													228	H	Marshall	67 51
													257	H	Incarinate Word	78 41
													261	H	Bowling Green	79 69
													286	N	Pittsburgh	72 50
LAST 10 Division I																
151	A	Akron	76 79	18	A	Central Mich.	90 92		151	H	Akron	70 57				
172	H	Toledo	86 58						261	H	Bowling Green	79 69				
198	A	Miami (OH)	84 70						180	A	Northern Ill.	85 79				
103	H	Kent St.	63 57						71	H	Ball St.	79 71				
159	A	Eastern Mich.	75 65													

Non-Div I Games:

Ohio

Average RPI Win:	119	WON-LOST	WINNING	LAST 10	STRENGTH OF	OPP. STRENGTH	TEAM	ADJ.	CONF.	ADJ CONF.
Average RPI Loss:	29	RECORD	PCT. RANK	GAMES	SCHEDULE	OF SCHEDULE	RPI	RPI	RPI	RPI
DIV. I ONLY	17- 10	88	7-3	4	21	21	21	2	2	
DIV. I NON-CONF.	7- 4	100	0	3	71	14	14	1	1	
TOTALS	RPI 1-25	RPI 26-50	W-L RECORDS	RPI 51-100	RPI 101-150	RPI 150+				
17- 10	2- 5	1- 4	OVERALL	6- 1	3- 0	5- 0				
8- 4	1- 2	1- 2	HOME	2- 0	1- 0	3- 0				
7- 5	1- 3	0- 1	AWAY	3- 1	1- 0	2- 0				
2- 1	0- 0	0- 1	NEUTRAL	1- 0	1- 0	0- 0				
7- 4	1- 2	0- 2	NON-CONFERENCE	2- 0	2- 0	2- 0				
2- 2	1- 1	0- 1	HOME	0- 0	0- 0	1- 0				
3- 1	0- 1	0- 0	AWAY	1- 0	1- 0	1- 0				
2- 1	0- 0	0- 1	NEUTRAL	1- 0	1- 0	0- 0				
10- 6	1- 3	1- 2	CONFERENCE	4- 1	1- 0	3- 0				
6- 2	0- 1	1- 1	HOME	2- 0	1- 0	2- 0				
4- 4	1- 2	0- 1	AWAY	2- 1	0- 0	1- 0				
0- 0	0- 0	0- 0	NEUTRAL	0- 0	0- 0	0- 0				

RPI	S	Opponent	Score	RPI	S	Opponent	Score	RPI	S	Opponent	Score	RPI	S	Opponent	Score
3	A	Maryland	62 72	30	H	Michigan	78 69	74	A	Cincinnati	78 73	103	A	Kent St.	75 65
3	H	Maryland	65 85	34	N	South Dakota	53 68	75	N	UNI	64 46	138	H	Wisconsin	82 74
5	H	Louisville	67 60	41	H	Purdue	50 66	85	A	Minnesota	66 63	149	N	Valparaiso	89 38
6	H	UConn	62 73	44	A	Rutgers	57 59	85	H	Minnesota	99 76	189	A	Illinois	78 58
8	A	Stanford	52 71	48	H	Ohio	68 74	87	A	Nebraska	80 74	189	H	Illinois	77 47
9	A	Iowa	68 77					87	H	Nebraska	65 52	201	H	Radford	70 57
19	A	Indiana	80 76					92	A	Michigan St.	65 68	203	H	Penn St.	80 70
												308	A	Sacramento St.	104 74
LAST 10 Division I															
44	A	Rutgers	57 59	189	A	Illinois	78 58								
87	H	Nebraska	65 52	87	A	Nebraska	80 74								
19	A	Indiana	80 76	3	H	Maryland	65 85								
85	H	Minnesota	99 76	9	A	Iowa	68 77								
138	H	Wisconsin	82 74	189	H	Illinois	77 47								

Non-Div I Games:

Ohio St.

■ Loss, 
■ Non-Conf, 
■ S Site, 
■ H Home 
■ A Away 
N Neutral

Average RPI Win:	99	WON-LOST	WINNING	LAST 10	STRENGTH OF	OPP. STRENGTH	TEAM	ADJ.	CONF.	ADJ CONF.
Average RPI Loss:	64	RECORD	PCT. RANK	GAMES	SCHEDULE	OF SCHEDULE	RPI	RPI	RPI	RPI
DIV. I ONLY	12- 14	195	2-8	1	49	56	56	3	3	
DIV. I NON-CONF.	7- 5	131	0	4	155	47	47	3	3	
TOTALS	RPI 1-25	RPI 26-50	W-L RECORDS	RPI 51-100	RPI 101-150	RPI 150+				
12- 14	0- 5	3- 2	OVERALL	4- 4	3- 1	2- 2				
9- 6	0- 3	2- 1	HOME	3- 2	2- 0	2- 0				
3- 7	0- 1	1- 1	AWAY	1- 2	1- 1	0- 2				
0- 1	0- 1	0- 0	NEUTRAL	0- 0	0- 0	0- 0				
7- 5	0- 2	2- 1	NON-CONFERENCE	1- 0	2- 0	2- 2				
7- 1	0- 1	2- 0	HOME	1- 0	2- 0	2- 0				
0- 3	0- 0	0- 1	AWAY	0- 0	0- 0	0- 2				
0- 1	0- 1	0- 0	NEUTRAL	0- 0	0- 0	0- 0				
5- 9	0- 3	1- 1	CONFERENCE	3- 4	1- 1	0- 0				
2- 5	0- 2	0- 1	HOME	2- 2	0- 0	0- 0				
3- 4	0- 1	1- 0	AWAY	1- 2	1- 1	0- 0				
0- 0	0- 0	0- 0	NEUTRAL	0- 0	0- 0	0- 0				

RPI 1-25				RPI 26-50				RPI 51-100				RPI 101+			
RPI	S	Opponent	Score	RPI	S	Opponent	Score	RPI	S	Opponent	Score	RPI	S	Opponent	Score
4	A	Baylor	69 101	28	H	Drake	93 84	51	A	Iowa St.	59 63	118	H	Abilene Christian	78 65
4	H	Baylor	56 77	31	H	LSU	90 68	51	H	Iowa St.	81 72	121	A	Kansas	94 82
6	N	UConn	53 97	33	A	Western Ky.	63 74	54	H	Texas	53 70	122	H	UAB	82 75
10	H	Missouri St.	90 96	46	A	Oklahoma St.	77 75	62	A	West Virginia	73 49	135	A	Texas Tech	84 89
16	H	TCU	63 82	46	H	Oklahoma St.	69 73	62	H	West Virginia	68 58	154	H	Sam Houston St.	95 71
								94	A	Kansas St.	74 92	160	A	Wichita St.	83 88
								94	H	Kansas St.	85 87	191	A	Houston	69 85
								96	H	SFA	75 62	292	H	Prairie View	94 48
LAST 10 Division I															
4	A	Baylor	69 101	121	A	Kansas	94 82								
94	H	Kansas St.	85 87	54	H	Texas	53 70								
46	H	Oklahoma St.	69 73	94	A	Kansas St.	74 92								
51	A	Iowa St.	59 63	135	A	Texas Tech	84 89								
62	H	West Virginia	68 58	16	H	TCU	63 82								

Non-Div I Games:

Oklahoma

■ Loss, 
■ Non-Conf, 
■ S Site, 
■ H Home 
■ A Away 
N Neutral

Average RPI Win:	142	WON-LOST	WINNING	LAST 10	STRENGTH OF	OPP. STRENGTH	TEAM	ADJ.	CONF.	ADJ CONF.
Average RPI Loss:	34	RECORD	PCT. RANK	GAMES	SCHEDULE	OF SCHEDULE	RPI	RPI	RPI	RPI
DIV. I ONLY	14- 12	159	3-7	8	29	46	46	3	3	
DIV. I NON-CONF.	9- 3	63	0	29	102	28	28	3	3	
TOTALS	RPI 1-25	RPI 26-50	W-L RECORDS	RPI 51-100	RPI 101-150	RPI 150+				
14- 12	0- 7	0- 0	OVERALL	5- 4	4- 1	5- 0				
9- 5	0- 2	0- 0	HOME	2- 3	3- 0	4- 0				
4- 5	0- 3	0- 0	AWAY	3- 1	0- 1	1- 0				
1- 2	0- 2	0- 0	NEUTRAL	0- 0	1- 0	0- 0				
9- 3	0- 3	0- 0	NON-CONFERENCE	1- 0	3- 0	5- 0				
7- 0	0- 0	0- 0	HOME	1- 0	2- 0	4- 0				
1- 1	0- 1	0- 0	AWAY	0- 0	0- 0	1- 0				
1- 2	0- 2	0- 0	NEUTRAL	0- 0	1- 0	0- 0				
5- 9	0- 4	0- 0	CONFERENCE	4- 4	1- 1	0- 0				
2- 5	0- 2	0- 0	HOME	1- 3	1- 0	0- 0				
3- 4	0- 2	0- 0	AWAY	3- 1	0- 1	0- 0				
0- 0	0- 0	0- 0	NEUTRAL	0- 0	0- 0	0- 0				

RPI 1-25				RPI 26-50				RPI 51-100				RPI 101+			
RPI	S	Opponent	Score	RPI	S	Opponent	Score	RPI	S	Opponent	Score	RPI	S	Opponent	Score
1	N	Oregon	72 89					51	A	Iowa St.	63 74	105	N	UT Arlington	60 47
4	A	Baylor	48 94					51	H	Iowa St.	63 64	121	H	Kansas	67 49
4	H	Baylor	42 69					54	H	Texas	56 61	123	H	Idaho	62 47
5	N	Louisville	48 69					56	A	Oklahoma	73 69	134	H	Duquesne	84 41
13	A	Texas A&M	62 74					56	H	Oklahoma	75 77	135	A	Texas Tech	79 109
16	A	TCU	37 49					62	A	West Virginia	57 55	168	H	Idaho St.	70 52
16	H	TCU	68 72					62	H	West Virginia	60 57	217	H	Oral Roberts	78 44
								66	H	Rice	69 38	244	H	Southern U.	72 59
								94	A	Kansas St.	70 63	270	A	Tulsa	78 48
												271	H	Lamar University	74 53
LAST 10 Division I															
16	A	TCU	37 49	135	A	Texas Tech	79 109								
4	H	Baylor	42 69	16	H	TCU	68 72								
56	A	Oklahoma	73 69	54	H	Texas	56 61								
62	H	West Virginia	60 57	62	A	West Virginia	57 55								
51	A	Iowa St.	63 74	51	H	Iowa St.	63 64								

Non-Div I Games:

Oklahoma St.

■ Loss, 
■ Non-Conf, 
■ S Site, 
■ H Home 
■ A Away 
N Neutral

Old Dominion

Through Games Of Feb. 24, 2020

Average RPI Win:	182	WON-LOST	WINNING	LAST 10	STRENGTH OF	OPP. STRENGTH	TEAM	ADJ.	CONF.	ADJ CONF.
Average RPI Loss:	80	RECORD	PCT. RANK	GAMES	SCHEDULE	OF SCHEDULE	RPI	RPI	RPI	RPI
DIV. I ONLY	23- 4	16	9-1	116	138	27	27	13	13	
DIV. I NON-CONF.	10- 2	29	0	138	152	35	35	16	16	
TOTALS	RPI 1-25	RPI 26-50	W-L RECORDS	RPI 51-100	RPI 101-150	RPI 150+				
23- 4	0- 0	2- 2	OVERALL	2- 0	7- 2	12- 0				
13- 0	0- 0	2- 0	HOME	1- 0	4- 0	6- 0				
9- 4	0- 0	0- 2	AWAY	1- 0	2- 2	6- 0				
1- 0	0- 0	0- 0	NEUTRAL	0- 0	1- 0	0- 0				
10- 2	0- 0	0- 1	NON-CONFERENCE	0- 0	7- 1	3- 0				
6- 0	0- 0	0- 0	HOME	0- 0	4- 0	2- 0				
3- 2	0- 0	0- 1	AWAY	0- 0	2- 1	1- 0				
1- 0	0- 0	0- 0	NEUTRAL	0- 0	1- 0	0- 0				
13- 2	0- 0	2- 1	CONFERENCE	2- 0	0- 1	9- 0				
7- 0	0- 0	2- 0	HOME	1- 0	0- 0	4- 0				
6- 2	0- 0	0- 1	AWAY	1- 0	0- 1	5- 0				
0- 0	0- 0	0- 0	NEUTRAL	0- 0	0- 0	0- 0				

RPI S	Opponent	Score	RPI S	Opponent	Score	RPI S	Opponent	Score	RPI S	Opponent	Score
33	H Western Ky.	76 65	58	A Middle Tenn.	67 56	102	A VCU	49 62			
45	A Virginia	53 56	66	H Rice	66 59	109	H Campbell	59 44			
49	A Charlotte	59 63				110	A Auburn	89 77			
49	H Charlotte	54 51				114	H Richmond	73 51			
						117	A William & Mary	69 58			
						122	A UAB	65 76			
						123	N Idaho	67 55			
						140	H Mt. St. Mary's	85 34			
						142	H Hampton	75 38			
						200	A Fla. Atlantic	75 63			
						205	H Southern Miss.	67 50			
						220	A UTEP	77 69			
						228	A Marshall	64 54			
						228	H Marshall	57 46			
						259	H North Texas	71 66			
						265	H Louisiana Tech	77 61			
						269	H Winthrop	68 44			
						303	A FIU	66 39			
						312	A UTSA	62 43			
						314	A Cal Poly	61 55			
						325	H UMES	48 39			
LAST 10 Division I											
228	A Marshall	64 54	312	A UTSA	62 43						
49	A Charlotte	59 63	265	H Louisiana Tech	77 61						
259	H North Texas	71 66	205	H Southern Miss.	67 50						
66	H Rice	66 59	200	A Fla. Atlantic	75 63						
220	A UTEP	77 69	303	A FIU	66 39						

Non-Div I Games:

Old Dominion

Loss, Non-Conf, S Site, H Home A Away N Neutral



Average RPI Win:	297	WON-LOST	WINNING	LAST 10	STRENGTH OF	OPP. STRENGTH	TEAM	ADJ.	CONF.	ADJ CONF.
Average RPI Loss:	103	RECORD	PCT. RANK	GAMES	SCHEDULE	OF SCHEDULE	RPI	RPI	RPI	RPI
DIV. I ONLY	7- 20	305	0-10	133	115	287	287	4	4	
DIV. I NON-CONF.	7- 6	161	0	301	351	291	291	5	5	
TOTALS	RPI 1-25	RPI 26-50	W-L RECORDS	RPI 51-100	RPI 101-150	RPI 150+				
7- 20	0- 4	0- 2	OVERALL	0- 3	0- 7	7- 4				
6- 10	0- 2	0- 1	HOME	0- 3	0- 2	6- 2				
0- 9	0- 2	0- 1	AWAY	0- 0	0- 5	0- 1				
1- 1	0- 0	0- 0	NEUTRAL	0- 0	0- 0	1- 1				
7- 6	0- 0	0- 0	NON-CONFERENCE	0- 0	0- 2	7- 4				
6- 3	0- 0	0- 0	HOME	0- 0	0- 1	6- 2				
0- 2	0- 0	0- 0	AWAY	0- 0	0- 1	0- 1				
1- 1	0- 0	0- 0	NEUTRAL	0- 0	0- 0	1- 1				
0- 14	0- 4	0- 2	CONFERENCE	0- 3	0- 5	0- 0				
0- 7	0- 2	0- 1	HOME	0- 3	0- 1	0- 0				
0- 7	0- 2	0- 1	AWAY	0- 0	0- 4	0- 0				
0- 0	0- 0	0- 0	NEUTRAL	0- 0	0- 0	0- 0				

RPI 1-25				RPI 26-50				RPI 51-100				RPI 101+ Team's RPI: 287			
RPI	S	Opponent	Score	RPI	S	Opponent	Score	RPI	S	Opponent	Score	RPI	S	Opponent	Score
2	H	South Carolina	32 87	31	A	LSU	44 52	55	H	Tennessee	28 84	110	A	Auburn	43 59
13	A	Texas A&M	35 79	35	H	Arkansas	64 108	65	H	Alabama	56 57	119	H	Southeast Mo. St.	53 70
15	A	Mississippi St.	39 80					70	H	Georgia	51 58	120	A	Vanderbilt	47 63
22	H	Kentucky	52 94									128	A	Florida	72 74
												135	A	Texas Tech	48 84
												145	A	Missouri	67 82
												145	H	Missouri	57 71
												154	H	Sam Houston St.	75 69
												158	H	New Orleans	64 69
												205	A	Southern Miss.	53 59
												208	H	Louisiana	42 53
												265	H	Louisiana Tech	76 53
												286	N	Pittsburgh	50 58
												298	H	Ga. Southern	69 66
												329	H	Alabama St.	93 66
												333	N	Alcorn	73 55
												350	H	La.-Monroe	66 42
												351	H	Mississippi Val.	72 53
LAST 10 Division I															
145	A	Missouri	67 82	65	H	Alabama	56 57								
22	H	Kentucky	52 94	2	H	South Carolina	32 87								
35	H	Arkansas	64 108	15	A	Mississippi St.	39 80								
128	A	Florida	72 74	110	A	Auburn	43 59								
120	A	Vanderbilt	47 63	145	H	Missouri	57 71								

Non-Div I Games:

Ole Miss

■ Loss, 
 ■ Non-Conf, 
 ■ S Site, 
 ■ H Home 
 ■ A Away 
 N Neutral

Average RPI Win: <b>271</b>	WON-LOST	WINNING	LAST 10	STRENGTH OF	OPP. STRENGTH	TEAM	ADJ.	CONF.	ADJ CONF.
Average RPI Loss: <b>159</b>	RECORD	PCT. RANK	GAMES	SCHEDULE	OF SCHEDULE	RPI	RPI	RPI	RPI
DIV. I ONLY	5- 20	318	1-9	169	242	309	309	19	19
DIV. I NON-CONF.	3- 8	268	0	121	306	268	268	18	18
TOTALS	RPI 1-25	RPI 26-50	W-L RECORDS	RPI 51-100	RPI 101-150	RPI 150+			
5- 20	0- 0	0- 3	OVERALL	0- 4	0- 2	5- 11			
3- 9	0- 0	0- 2	HOME	0- 2	0- 0	3- 5			
1- 10	0- 0	0- 1	AWAY	0- 2	0- 1	1- 6			
1- 1	0- 0	0- 0	NEUTRAL	0- 0	0- 1	1- 0			
3- 8	0- 0	0- 1	NON-CONFERENCE	0- 2	0- 2	3- 3			
2- 3	0- 0	0- 1	HOME	0- 1	0- 0	2- 1			
0- 4	0- 0	0- 0	AWAY	0- 1	0- 1	0- 2			
1- 1	0- 0	0- 0	NEUTRAL	0- 0	0- 1	1- 0			
2- 12	0- 0	0- 2	CONFERENCE	0- 2	0- 0	2- 8			
1- 6	0- 0	0- 1	HOME	0- 1	0- 0	1- 4			
1- 6	0- 0	0- 1	AWAY	0- 1	0- 0	1- 4			
0- 0	0- 0	0- 0	NEUTRAL	0- 0	0- 0	0- 0			

RPI S	Opponent	Score	RPI S	Opponent	Score	RPI S	Opponent	Score	RPI S	Opponent	Score	Team's RPI: 309
34	A South Dakota	44 <b>77</b>	34	H South Dakota	39 <b>71</b>	75	H UNI	45 <b>81</b>	102	N VCU	66 <b>74</b>	
42	H Creighton	54 <b>67</b>	80	A South Dakota St.	59 <b>69</b>	80	H South Dakota St.	51 <b>68</b>	121	A Kansas	48 <b>63</b>	
			94	A Kansas St.	48 <b>73</b>				186	A Northern Ky.	40 <b>57</b>	
									193	A Western Ill.	66 <b>79</b>	
									193	H Western Ill.	69 <b>83</b>	
									202	H Cleveland St.	66 <b>79</b>	
									210	H UMKC	57 <b>53</b>	
									214	A Eastern Ill.	52 <b>65</b>	
									217	A Oral Roberts	57 <b>84</b>	
									217	H Oral Roberts	60 <b>54</b>	
									234	A North Dakota	57 <b>63</b>	
									240	H Morgan St.	70 <b>64</b>	
									242	A Denver	60 <b>66</b>	
									242	H Denver	80 <b>86</b>	
									267	H North Dakota St.	65 <b>74</b>	
									336	A Purdue Fort Wayne	65 <b>51</b>	
									336	H Purdue Fort Wayne	57 <b>58</b>	
									351	N Mississippi Val.	78 <b>70</b>	
LAST 10 Division I												
336	A Purdue Fort Wayne	65 <b>51</b>	267	H North Dakota St.	65 <b>74</b>							
193	A Western Ill.	66 <b>79</b>	34	H South Dakota	39 <b>71</b>							
242	H Denver	80 <b>86</b>	336	H Purdue Fort Wayne	57 <b>58</b>							
217	A Oral Roberts	57 <b>84</b>	193	H Western Ill.	69 <b>83</b>							
80	A South Dakota St.	59 <b>69</b>	242	A Denver	60 <b>66</b>							

Non-Div I Games: Peru St. 92 58 Graceland (IA) 85 46

Omaha

■ Loss, 
 ■ Non-Conf, S Site, 
 ■ Home 
 ■ Away 
 N Neutral

# Oral Roberts

Through Games Of Feb. 24, 2020

Average RPI Win:	246	WON-LOST	WINNING	LAST 10	STRENGTH OF	OPP. STRENGTH	TEAM	ADJ.	CONF.	ADJ CONF.
Average RPI Loss:	140	RECORD	PCT. RANK	GAMES	SCHEDULE	OF SCHEDULE	RPI	RPI	RPI	RPI
DIV. I ONLY	10- 15	234	5-5	192	163	217	217	19	19	
DIV. I NON-CONF.	3- 8	268	0	180	92	269	269	18	18	
TOTALS	RPI 1-25	RPI 26-50	W-L RECORDS	RPI 51-100	RPI 101-150	RPI 150+				
10- 15	0- 0	0- 4	OVERALL	0- 4	0- 1	10- 6				
7- 3	0- 0	0- 1	HOME	0- 1	0- 0	7- 1				
3- 12	0- 0	0- 3	AWAY	0- 3	0- 1	3- 5				
0- 0	0- 0	0- 0	NEUTRAL	0- 0	0- 0	0- 0				
3- 8	0- 0	0- 2	NON-CONFERENCE	0- 2	0- 1	3- 3				
3- 1	0- 0	0- 0	HOME	0- 0	0- 0	3- 1				
0- 7	0- 0	0- 2	AWAY	0- 2	0- 1	0- 2				
0- 0	0- 0	0- 0	NEUTRAL	0- 0	0- 0	0- 0				
7- 7	0- 0	0- 2	CONFERENCE	0- 2	0- 0	7- 3				
4- 2	0- 0	0- 1	HOME	0- 1	0- 0	4- 0				
3- 5	0- 0	0- 1	AWAY	0- 1	0- 0	3- 3				
0- 0	0- 0	0- 0	NEUTRAL	0- 0	0- 0	0- 0				

RPI 1-25			RPI 26-50			RPI 51-100			RPI 101+ Team's RPI: 217		
RPI	S	Opponent	Score	RPI	S	Opponent	Score	RPI	S	Opponent	Score
				34	A	South Dakota	56 79	80	A	South Dakota St.	44 58
				34	H	South Dakota	73 77	80	H	South Dakota St.	61 76
				35	A	Arkansas	64 96	87	A	Nebraska	67 77
				46	A	Oklahoma St.	44 78	94	A	Kansas St.	69 109
LAST 10 Division I											
				242	A	Denver	79 91	80	H	South Dakota St.	61 76
				34	H	South Dakota	73 77	242	H	Denver	84 72
				309	H	Omaha	84 57	34	A	South Dakota	56 79
				267	A	North Dakota St.	80 76	193	A	Western Ill.	61 75
				234	A	North Dakota	86 72	336	A	Purdue Fort Wayne	79 73

Non-Div I Games: Rogers St. 80 40 Cent. Christian (KS114 60

Oral Roberts

Loss, Non-Conf, S Site, H Home A Away N Neutral

## Oregon

Through Games Of Feb. 24, 2020

Average RPI Win:	94	WON-LOST	WINNING	LAST 10	STRENGTH OF	OPP. STRENGTH	TEAM	ADJ.	CONF.	ADJ CONF.
Average RPI Loss:	17	RECORD	PCT. RANK	GAMES	SCHEDULE	OF SCHEDULE	RPI	RPI	RPI	RPI
DIV. I ONLY	26- 2	5	10-0	5	10	1	1	1	1	1
DIV. I NON-CONF.	11- 1	13	1-0	53	36	9	9	2	2	2
TOTALS	RPI 1-25	RPI 26-50	W-L RECORDS	RPI 51-100	RPI 101-150	RPI 150+				
26- 2	8- 1	2- 1	OVERALL	6- 0	7- 0	3- 0				
13- 0	3- 0	1- 0	HOME	3- 0	4- 0	2- 0				
11- 1	5- 0	0- 1	AWAY	3- 0	2- 0	1- 0				
2- 1	0- 1	1- 0	NEUTRAL	0- 0	1- 0	0- 0				
11- 1	1- 1	1- 0	NON-CONFERENCE	3- 0	3- 0	3- 0				
6- 0	0- 0	0- 0	HOME	2- 0	2- 0	2- 0				
3- 0	1- 0	0- 0	AWAY	1- 0	0- 0	1- 0				
2- 1	0- 1	1- 0	NEUTRAL	0- 0	1- 0	0- 0				
15- 1	7- 0	1- 1	CONFERENCE	3- 0	4- 0	0- 0				
7- 0	3- 0	1- 0	HOME	1- 0	2- 0	0- 0				
8- 1	4- 0	0- 1	AWAY	2- 0	2- 0	0- 0				
0- 0	0- 0	0- 0	NEUTRAL	0- 0	0- 0	0- 0				

RPI	S	Opponent	Score	RPI	S	Opponent	Score	RPI	S	Opponent	Score	RPI	S	Opponent	Score
5	N	Louisville	62 72	29	A	Arizona St.	66 72	76	A	Colorado	101 53	105	N	UT Arlington	91 54
6	A	UConn	74 56	29	H	Arizona St.	79 48	76	H	Colorado	104 46	107	A	Utah	90 63
8	A	Stanford	74 66	46	N	Oklahoma St.	89 72	80	H	South Dakota St.	95 56	107	H	Utah	88 51
8	H	Stanford	87 55					83	A	Southern California	93 67	127	H	Northeastern	89 47
11	A	UCLA	80 66					94	H	Kansas St.	89 51	137	A	California	93 61
17	A	Oregon St.	66 57					98	A	Syracuse	81 64	137	H	California	105 55
17	H	Oregon St.	76 64									143	H	Texas Southern	99 63
24	A	Arizona	71 64									282	H	Utah St.	109 52
24	H	Arizona	85 52									289	A	Long Beach St.	81 45
												301	H	UC Riverside	84 41
LAST 10 Division I															
8	A	Stanford	74 66	24	H	Arizona	85 52								
137	A	California	93 61	6	A	UConn	74 56								
83	A	Southern California	93 67	76	A	Colorado	101 53								
11	A	UCLA	80 66	107	A	Utah	90 63								
29	H	Arizona St.	79 48	17	A	Oregon St.	66 57								

Non-Div I Games:

Oregon

■ Loss, 
 ■ Non-Conf, S Site, 
 ■ Home 
 ■ Away 
 N Neutral

Average RPI Win:	123	WON-LOST	WINNING	LAST 10	STRENGTH OF	OPP. STRENGTH	TEAM	ADJ.	CONF.	ADJ CONF.
Average RPI Loss:	21	RECORD	PCT. RANK	GAMES	SCHEDULE	OF SCHEDULE	RPI	RPI	RPI	RPI
DIV. I ONLY	20- 8	53	4-6	3	36	17	17	1	1	
DIV. I NON-CONF.	12- 0	1	0	46	146	6	6	2	2	
TOTALS	RPI 1-25	RPI 26-50	W-L RECORDS	RPI 51-100	RPI 101-150	RPI 150+				
20- 8	3- 6	1- 1	OVERALL	3- 1	7- 0	6- 0				
12- 3	2- 3	1- 0	HOME	1- 0	3- 0	5- 0				
5- 5	1- 3	0- 1	AWAY	1- 1	3- 0	0- 0				
3- 0	0- 0	0- 0	NEUTRAL	1- 0	1- 0	1- 0				
12- 0	2- 0	0- 0	NON-CONFERENCE	1- 0	3- 0	6- 0				
8- 0	2- 0	0- 0	HOME	0- 0	1- 0	5- 0				
1- 0	0- 0	0- 0	AWAY	0- 0	1- 0	0- 0				
3- 0	0- 0	0- 0	NEUTRAL	1- 0	1- 0	1- 0				
8- 8	1- 6	1- 1	CONFERENCE	2- 1	4- 0	0- 0				
4- 3	0- 3	1- 0	HOME	1- 0	2- 0	0- 0				
4- 5	1- 3	0- 1	AWAY	1- 1	2- 0	0- 0				
0- 0	0- 0	0- 0	NEUTRAL	0- 0	0- 0	0- 0				

RPI S	Opponent	Score	RPI S	Opponent	Score	RPI S	Opponent	Score	RPI S	Opponent	Score
1	A Oregon	64 76	29	A Arizona St.	47 55	76	A Colorado	79 52	101	A Miami (FL)	75 53
1	H Oregon	57 66	29	H Arizona St.	64 62	76	H Colorado	72 60	104	N Liberty	68 55
8	A Stanford	60 63				79	N BYU	65 34	107	A Utah	77 65
8	H Stanford	58 61				83	A Southern California	66 72	107	H Utah	77 48
10	H Missouri St.	80 69							115	H Pacific	69 57
11	A UCLA	74 83							137	A California	76 63
20	H DePaul	98 77							137	H California	81 44
24	A Arizona	63 61							162	N Northern Ariz.	91 57
24	H Arizona	58 65							178	H Southern Utah	95 45
									199	H Hawaii	64 32
									231	H CSU Bakersfield	69 50
									282	H Utah St.	75 46
									290	H UC Irvine	86 57
LAST 10 Division I											
137	A California	76 63	29	H Arizona St.	64 62						
8	A Stanford	60 63	107	A Utah	77 65						
11	A UCLA	74 83	76	A Colorado	79 52						
83	A Southern California	66 72	1	H Oregon	57 66						
24	H Arizona	58 65	1	A Oregon	64 76						

Non-Div I Games:

Oregon St.

■ Loss, 
 ■ Non-Conf, 
 ■ S Site, 
 ■ Home 
 ■ A Away 
 N Neutral

## Pacific

Through Games Of Feb. 24, 2020

Average RPI Win: <b>217</b>	WON-LOST	WINNING	LAST 10	STRENGTH OF	OPP. STRENGTH	TEAM	ADJ.	CONF.	ADJ CONF.
Average RPI Loss: <b>103</b>	RECORD	PCT. RANK	GAMES	SCHEDULE	OF SCHEDULE	RPI	RPI	RPI	RPI
DIV. I ONLY	15- 12	150	4-6	129	111	115	115	11	11
DIV. I NON-CONF.	7- 4	100	0	192	141	101	101	12	12
TOTALS	RPI 1-25	RPI 26-50	W-L RECORDS	RPI 51-100	RPI 101-150	RPI 150+			
15- 12	0- 4	1- 0	OVERALL	0- 2	2- 2	12- 4			
8- 3	0- 1	0- 0	HOME	0- 1	1- 1	7- 0			
6- 8	0- 3	1- 0	AWAY	0- 1	1- 1	4- 3			
1- 1	0- 0	0- 0	NEUTRAL	0- 0	0- 0	1- 1			
7- 4	0- 2	1- 0	NON-CONFERENCE	0- 0	0- 0	6- 2			
4- 0	0- 0	0- 0	HOME	0- 0	0- 0	4- 0			
2- 3	0- 2	1- 0	AWAY	0- 0	0- 0	1- 1			
1- 1	0- 0	0- 0	NEUTRAL	0- 0	0- 0	1- 1			
8- 8	0- 2	0- 0	CONFERENCE	0- 2	2- 2	6- 2			
4- 3	0- 1	0- 0	HOME	0- 1	1- 1	3- 0			
4- 5	0- 1	0- 0	AWAY	0- 1	1- 1	3- 2			
0- 0	0- 0	0- 0	NEUTRAL	0- 0	0- 0	0- 0			

RPI 1-25				RPI 26-50				RPI 51-100				RPI 101+ Team's RPI: 115			
RPI	S	Opponent	Score	RPI	S	Opponent	Score	RPI	S	Opponent	Score	RPI	S	Opponent	Score
11	A	UCLA	57 68	43	A	Drexel	58 51	79	A	BYU	54 65	112	A	San Diego	61 66
12	A	Gonzaga	67 68					79	H	BYU	66 76	112	H	San Diego	64 66
12	H	Gonzaga	65 83									139	A	Portland	77 73
17	A	Oregon St.	57 69									139	H	Portland	77 70
												166	A	Saint Mary's (CA)	68 66
												166	H	Saint Mary's (CA)	65 53
												172	N	Toledo	65 66
												195	A	Pepperdine	54 59
												195	H	Pepperdine	64 63
												204	A	Santa Clara	65 75
												210	H	UMKC	89 60
												218	H	SMU	77 49
												231	A	CSU Bakersfield	70 80
												233	A	San Francisco	84 61
												255	A	UC Santa Barbara	63 53
												272	H	Indiana St.	83 66
												293	A	LMU (CA)	87 70
												293	H	LMU (CA)	76 67
												311	N	St. Francis Brooklyn	71 62
												322	H	Weber St.	76 53
LAST 10 Division I															
166	H	Saint Mary's (CA)	65 53	293	A	LMU (CA)	87 70								
79	A	BYU	54 65	195	A	Pepperdine	54 59								
112	A	San Diego	61 66	166	A	Saint Mary's (CA)	68 66								
139	H	Portland	77 70	112	H	San Diego	64 66								
12	H	Gonzaga	65 83	79	H	BYU	66 76								

Non-Div I Games:

Pacific

■ Loss, 
■ Non-Conf, 
■ S Site, 
■ H Home 
■ A Away 
N Neutral

Average RPI Win:	190	WON-LOST	WINNING	LAST 10	STRENGTH OF	OPP. STRENGTH	TEAM	ADJ.	CONF.	ADJ CONF.
Average RPI Loss:	59	RECORD	PCT. RANK	GAMES	SCHEDULE	OF SCHEDULE	RPI	RPI	RPI	RPI
DIV. I ONLY	16- 5	39	7-3	173	88	53	53	7	7	
DIV. I NON-CONF.	9- 3	63	0-2	284	80	94	94	8	8	
TOTALS	RPI 1-25	RPI 26-50	W-L RECORDS	RPI 51-100	RPI 101-150	RPI 150+				
16- 5	0- 2	1- 0	OVERALL	2- 3	1- 0	12- 0				
9- 1	0- 1	1- 0	HOME	1- 0	1- 0	6- 0				
7- 4	0- 1	0- 0	AWAY	1- 3	0- 0	6- 0				
0- 0	0- 0	0- 0	NEUTRAL	0- 0	0- 0	0- 0				
9- 3	0- 1	1- 0	NON-CONFERENCE	0- 2	0- 0	8- 0				
5- 0	0- 0	1- 0	HOME	0- 0	0- 0	4- 0				
4- 3	0- 1	0- 0	AWAY	0- 2	0- 0	4- 0				
0- 0	0- 0	0- 0	NEUTRAL	0- 0	0- 0	0- 0				
7- 2	0- 1	0- 0	CONFERENCE	2- 1	1- 0	4- 0				
4- 1	0- 1	0- 0	HOME	1- 0	1- 0	2- 0				
3- 1	0- 0	0- 0	AWAY	1- 1	0- 0	2- 0				
0- 0	0- 0	0- 0	NEUTRAL	0- 0	0- 0	0- 0				

RPI 1-25				RPI 26-50				RPI 51-100 Team's RPI: 53				RPI 101+			
RPI	S	Opponent	Score	RPI	S	Opponent	Score	RPI	S	Opponent	Score	RPI	S	Opponent	Score
14	H	Princeton	55 75	43	H	Drexel	53 49	68	A	Yale	53 51	125	H	Columbia	86 84
25	A	Duke	50 66					71	A	Villanova	58 70	164	A	Dartmouth	66 33
								90	A	Temple	72 76	164	H	Dartmouth	67 31
								97	A	Harvard	51 58	171	A	La Salle	65 49
								97	H	Harvard	70 48	188	H	Cornell	63 41
												199	A	Hawaii	70 55
												213	H	Stetson	81 41
												219	A	Brown	85 73
												221	H	Iona	74 42
												225	A	Saint Joseph's	55 45
												278	H	Siena	92 44
												326	A	NJIT	85 51
												346	H	Hartford	74 46
LAST 10 Division I															
				97	H	Harvard	70 48					125	H	Columbia	86 84
				164	H	Dartmouth	67 31					164	A	Dartmouth	66 33
				68	A	Yale	53 51					97	A	Harvard	51 58
				219	A	Brown	85 73					90	A	Temple	72 76
				188	H	Cornell	63 41					71	A	Villanova	58 70

Non-Div I Games: Chaminade 90 39

Penn

Average RPI Win:	211	WON-LOST	WINNING	LAST 10	STRENGTH OF	OPP. STRENGTH	TEAM	ADJ.	CONF.	ADJ CONF.
Average RPI Loss:	77	RECORD	PCT. RANK	GAMES	SCHEDULE	OF SCHEDULE	RPI	RPI	RPI	RPI
DIV. I ONLY	7- 20	305	0-10	32	56	203	203	2	2	
DIV. I NON-CONF.	6- 5	151	0	213	262	214	214	1	1	
TOTALS	RPI 1-25	RPI 26-50	W-L RECORDS	RPI 51-100	RPI 101-150	RPI 150+				
7- 20	0- 8	0- 4	OVERALL	2- 3	0- 1	5- 4				
5- 10	0- 4	0- 1	HOME	2- 2	0- 0	3- 3				
1- 9	0- 4	0- 3	AWAY	0- 1	0- 1	1- 0				
1- 1	0- 0	0- 0	NEUTRAL	0- 0	0- 0	1- 1				
6- 5	0- 1	0- 0	NON-CONFERENCE	1- 1	0- 0	5- 3				
4- 3	0- 0	0- 0	HOME	1- 1	0- 0	3- 2				
1- 1	0- 1	0- 0	AWAY	0- 0	0- 0	1- 0				
1- 1	0- 0	0- 0	NEUTRAL	0- 0	0- 0	1- 1				
1- 15	0- 7	0- 4	CONFERENCE	1- 2	0- 1	0- 1				
1- 7	0- 4	0- 1	HOME	1- 1	0- 0	0- 1				
0- 8	0- 3	0- 3	AWAY	0- 1	0- 1	0- 0				
0- 0	0- 0	0- 0	NEUTRAL	0- 0	0- 0	0- 0				

RPI	S	Opponent	Score	RPI	S	Opponent	Score	RPI	S	Opponent	Score	RPI	S	Opponent	Score	Team's RPI: 203
3	H	Maryland	69 106	30	A	Michigan	48 82	84	H	Fordham	72 59	138	A	Wisconsin	65 71	
7	A	Northwestern	59 85	41	A	Purdue	68 81	85	H	Minnesota	74 81	171	H	La Salle	67 69	
7	H	Northwestern	59 82	44	A	Rutgers	39 72	87	A	Nebraska	58 75	176	A	Towson	73 67	
9	A	Iowa	57 100	44	H	Rutgers	57 62	91	H	Rider	70 78	189	H	Illinois	66 70	
9	H	Iowa	66 77					92	H	Michigan St.	86 73	223	H	Clemson	68 55	
14	A	Princeton	55 72									232	H	George Mason	68 78	
19	H	Indiana	60 76									286	H	Pittsburgh	78 73	
21	A	Ohio St.	70 80									289	N	Long Beach St.	56 64	
												307	N	N.C. Central	92 68	
												310	H	Sacred Heart	88 65	
LAST 10 Division I																
9	A	Iowa	57 100	7	H	Northwestern	59 82									
3	H	Maryland	69 106	9	H	Iowa	66 77									
87	A	Nebraska	58 75	41	A	Purdue	68 81									
189	H	Illinois	66 70	19	H	Indiana	60 76									
44	A	Rutgers	39 72	7	A	Northwestern	59 85									

Non-Div I Games:

Penn St.



Pepperdine

Through Games Of Feb. 24, 2020

Average RPI Win:	221	WON-LOST	WINNING	LAST 10	STRENGTH OF	OPP. STRENGTH	TEAM	ADJ.	CONF.	ADJ CONF.
Average RPI Loss:	131	RECORD	PCT. RANK	GAMES	SCHEDULE	OF SCHEDULE	RPI	RPI	RPI	RPI
DIV. I ONLY	12- 12	172	5-5	218	112	195	195	11	11	
DIV. I NON-CONF.	4- 4	164	0	306	209	243	243	12	12	
TOTALS	RPI 1-25	RPI 26-50	W-L RECORDS	RPI 51-100	RPI 101-150	RPI 150+				
12- 12	0- 2	0- 0	OVERALL	0- 2	2- 4	10- 4				
7- 6	0- 1	0- 0	HOME	0- 1	2- 1	5- 3				
5- 6	0- 1	0- 0	AWAY	0- 1	0- 3	5- 1				
0- 0	0- 0	0- 0	NEUTRAL	0- 0	0- 0	0- 0				
4- 4	0- 0	0- 0	NON-CONFERENCE	0- 1	0- 1	4- 2				
2- 2	0- 0	0- 0	HOME	0- 0	0- 0	2- 2				
2- 2	0- 0	0- 0	AWAY	0- 1	0- 1	2- 0				
0- 0	0- 0	0- 0	NEUTRAL	0- 0	0- 0	0- 0				
8- 8	0- 2	0- 0	CONFERENCE	0- 1	2- 3	6- 2				
5- 4	0- 1	0- 0	HOME	0- 1	2- 1	3- 1				
3- 4	0- 1	0- 0	AWAY	0- 0	0- 2	3- 1				
0- 0	0- 0	0- 0	NEUTRAL	0- 0	0- 0	0- 0				

RPI 1-25				RPI 26-50				RPI 51-100				RPI 101+ Team's RPI: 195			
RPI	S	Opponent	Score	RPI	S	Opponent	Score	RPI	S	Opponent	Score	RPI	S	Opponent	Score
12	A	Gonzaga	36 70					79	H	BYU	47 65	108	A	Washington St.	48 85
12	H	Gonzaga	50 64					100	A	Boise St.	74 76	112	H	San Diego	73 57
												115	A	Pacific	63 64
												115	H	Pacific	59 54
												139	A	Portland	67 69
												139	H	Portland	62 64
												161	H	UC Davis	70 67
												166	A	Saint Mary's (CA)	78 85
												166	H	Saint Mary's (CA)	73 64
												199	H	Hawaii	51 52
												204	A	Santa Clara	79 61
												204	H	Santa Clara	79 71
												206	H	UNLV	44 69
												233	A	San Francisco	70 64
												233	H	San Francisco	82 70
												293	A	LMU (CA)	77 66
												293	H	LMU (CA)	77 84
												300	A	Eastern Wash.	53 52
												314	H	Cal Poly	63 53
												321	A	New Mexico St.	72 69
LAST 10 Division I															
12	H	Gonzaga	50 64	166	H	Saint Mary's (CA)	73 64								
139	H	Portland	62 64	115	H	Pacific	59 54								
293	A	LMU (CA)	77 66	139	A	Portland	67 69								
204	A	Santa Clara	79 61	12	A	Gonzaga	36 70								
233	A	San Francisco	70 64	293	H	LMU (CA)	77 84								

Non-Div I Games: Concordia (CA) 76 57 Cal St. L.A. 79 56

Pepperdine

Loss, Non-Conf, S Site, H Home A Away N Neutral

Average RPI Win:	266	WON-LOST	WINNING	LAST 10	STRENGTH OF	OPP. STRENGTH	TEAM	ADJ.	CONF.	ADJ CONF.
Average RPI Loss:	92	RECORD	PCT. RANK	GAMES	SCHEDULE	OF SCHEDULE	RPI	RPI	RPI	RPI
DIV. I ONLY	4- 23	326	1-9	84	73	286	286	5	5	
DIV. I NON-CONF.	3- 8	268	0	248	201	309	309	4	4	
TOTALS	RPI 1-25	RPI 26-50	W-L RECORDS	RPI 51-100	RPI 101-150	RPI 150+				
4- 23	0- 4	0- 4	OVERALL	0- 7	1- 4	3- 4				
3- 12	0- 3	0- 1	HOME	0- 4	1- 2	2- 2				
0- 10	0- 1	0- 2	AWAY	0- 3	0- 2	0- 2				
1- 1	0- 0	0- 1	NEUTRAL	0- 0	0- 0	1- 0				
3- 8	0- 0	0- 2	NON-CONFERENCE	0- 2	0- 1	3- 3				
2- 4	0- 0	0- 0	HOME	0- 1	0- 1	2- 2				
0- 3	0- 0	0- 1	AWAY	0- 1	0- 0	0- 1				
1- 1	0- 0	0- 1	NEUTRAL	0- 0	0- 0	1- 0				
1- 15	0- 4	0- 2	CONFERENCE	0- 5	1- 3	0- 1				
1- 8	0- 3	0- 1	HOME	0- 3	1- 1	0- 0				
0- 7	0- 1	0- 1	AWAY	0- 2	0- 2	0- 1				
0- 0	0- 0	0- 0	NEUTRAL	0- 0	0- 0	0- 0				

RPI 1-25			RPI 26-50			RPI 51-100			RPI 101+			Team's RPI: 286
RPI	S	Opponent	Score	RPI	S	Opponent	Score	RPI	S	Opponent	Score	
5	A	Louisville	49 83	26	H	Florida St.	41 66	59	H	Stony Brook	56 59	111 H Wake Forest 53 48
5	H	Louisville	47 79	38	A	Virginia Tech	56 68	67	H	Georgia Tech	48 77	113 A North Carolina 62 70
23	H	NC State	44 88	39	A	UCF	58 74	74	A	Cincinnati	53 69	116 A Notre Dame 52 74
25	H	Duke	56 73	48	N	Ohio	50 72	81	A	Boston College	59 70	116 H Notre Dame 52 60
								81	H	Boston College	70 79	134 H Duquesne 62 81
								98	A	Syracuse	53 71	198 H Miami (OH) 71 80
								98	H	Syracuse	51 69	203 A Penn St. 73 78
												223 A Clemson 67 75
												241 H Georgetown 56 66
												287 N Ole Miss 58 50
												317 H Fairleigh Dickinson 69 60
												348 H Central Conn. St. 81 73
LAST 10 Division I												
5	H	Louisville	47 79	67	H	Georgia Tech	48 77					
81	A	Boston College	59 70	26	H	Florida St.	41 66					
98	A	Syracuse	53 71	111	H	Wake Forest	53 48					
25	H	Duke	56 73	5	A	Louisville	49 83					
116	A	Notre Dame	52 74	23	H	NC State	44 88					

Non-Div I Games:

Pittsburgh

■ Loss, 
 ■ Non-Conf, 
 ■ S Site, 
 ■ H Home 
 ■ A Away 
 N Neutral

Average RPI Win:	215	WON-LOST	WINNING	LAST 10	STRENGTH OF	OPP. STRENGTH	TEAM	ADJ.	CONF.	ADJ CONF.
Average RPI Loss:	131	RECORD	PCT. RANK	GAMES	SCHEDULE	OF SCHEDULE	RPI	RPI	RPI	RPI
DIV. I ONLY	16- 10	94	7-3	208	147	139	139	11	11	
DIV. I NON-CONF.	5- 4	140	0	236	322	204	204	12	12	
TOTALS	RPI 1-25	RPI 26-50	W-L RECORDS	RPI 51-100	RPI 101-150	RPI 150+				
16- 10	0- 1	0- 0	OVERALL	2- 1	0- 6	14- 2				
7- 6	0- 0	0- 0	HOME	1- 1	0- 4	6- 1				
9- 4	0- 1	0- 0	AWAY	1- 0	0- 2	8- 1				
0- 0	0- 0	0- 0	NEUTRAL	0- 0	0- 0	0- 0				
5- 4	0- 0	0- 0	NON-CONFERENCE	1- 0	0- 2	4- 2				
2- 3	0- 0	0- 0	HOME	1- 0	0- 2	1- 1				
3- 1	0- 0	0- 0	AWAY	0- 0	0- 0	3- 1				
0- 0	0- 0	0- 0	NEUTRAL	0- 0	0- 0	0- 0				
11- 6	0- 1	0- 0	CONFERENCE	1- 1	0- 4	10- 0				
5- 3	0- 0	0- 0	HOME	0- 1	0- 2	5- 0				
6- 3	0- 1	0- 0	AWAY	1- 0	0- 2	5- 0				
0- 0	0- 0	0- 0	NEUTRAL	0- 0	0- 0	0- 0				

RPI 1-25				RPI 26-50				RPI 51-100				RPI 101+ Team's RPI: 139			
RPI	S	Opponent	Score	RPI	S	Opponent	Score	RPI	S	Opponent	Score	RPI	S	Opponent	Score
12	A	Gonzaga	57 62					73	H	Fresno St.	75 64	112	A	San Diego	55 74
								79	A	BYU	57 48	112	H	San Diego	58 62
								79	H	BYU	54 66	115	A	Pacific	70 77
												115	H	Pacific	73 77
												118	H	Abilene Christian	69 76
												147	H	Loyola Chicago	64 78
												166	A	Saint Mary's (CA)	72 53
												166	H	Saint Mary's (CA)	78 65
												195	A	Pepperdine	64 62
												195	H	Pepperdine	69 67
												204	A	Santa Clara	80 77
												204	H	Santa Clara	84 62
												215	H	Portland St.	71 77
												227	H	Grand Canyon	73 41
												233	A	San Francisco	73 66
												233	H	San Francisco	69 49
												281	A	Air Force	72 56
												282	A	Utah St.	70 64
												283	A	CSUN	64 73
												293	A	LMU (CA)	89 78
												293	H	LMU (CA)	74 49
												322	A	Weber St.	78 59
LAST 10 Division I															
293	A	LMU (CA)	89 78	166	A	Saint Mary's (CA)	72 53								
195	A	Pepperdine	64 62	112	H	San Diego	58 62								
233	H	San Francisco	69 49	79	H	BYU	54 66								
204	H	Santa Clara	84 62	195	H	Pepperdine	69 67								
115	A	Pacific	70 77	293	H	LMU (CA)	74 49								

Non-Div I Games: Warner Pacific 78 36 Willamette 82 42

Portland

Loss, Non-Conf, S Site, H Home A Away N Neutral

Average RPI Win:	209	WON-LOST	WINNING	LAST 10	STRENGTH OF	OPP. STRENGTH	TEAM	ADJ.	CONF.	ADJ CONF.
Average RPI Loss:	180	RECORD	PCT. RANK	GAMES	SCHEDULE	OF SCHEDULE	RPI	RPI	RPI	RPI
DIV. I ONLY	11- 14	210	3-7	178	257	215	215	18	18	
DIV. I NON-CONF.	5- 4	140	0	97	326	108	108	17	17	
TOTALS	RPI 1-25	RPI 26-50	W-L RECORDS	RPI 51-100	RPI 101-150	RPI 150+				
11- 14	0- 0	0- 0	OVERALL	0- 4	2- 1	9- 9				
6- 5	0- 0	0- 0	HOME	0- 2	1- 0	5- 3				
5- 8	0- 0	0- 0	AWAY	0- 2	1- 1	4- 5				
0- 1	0- 0	0- 0	NEUTRAL	0- 0	0- 0	0- 1				
5- 4	0- 0	0- 0	NON-CONFERENCE	0- 2	1- 0	4- 2				
2- 1	0- 0	0- 0	HOME	0- 1	0- 0	2- 0				
3- 2	0- 0	0- 0	AWAY	0- 1	1- 0	2- 1				
0- 1	0- 0	0- 0	NEUTRAL	0- 0	0- 0	0- 1				
6- 10	0- 0	0- 0	CONFERENCE	0- 2	1- 1	5- 7				
4- 4	0- 0	0- 0	HOME	0- 1	1- 0	3- 3				
2- 6	0- 0	0- 0	AWAY	0- 1	0- 1	2- 4				
0- 0	0- 0	0- 0	NEUTRAL	0- 0	0- 0	0- 0				

RPI 1-25				RPI 26-50				RPI 51-100				RPI 101+				Team's RPI: 215	
RPI	S	Opponent	Score	RPI	S	Opponent	Score	RPI	S	Opponent	Score	RPI	S	Opponent	Score		
								55	H	Tennessee	61	88	123	A	Idaho	52	65
								82	A	Montana St.	67	98	123	H	Idaho	74	53
								82	H	Montana St.	62	73	139	A	Portland	77	71
								100	A	Boise St.	57	82	161	A	UC Davis	76	70
													162	H	Northern Ariz.	66	54
													165	A	Montana	55	62
													165	H	Montana	78	65
													168	A	Idaho St.	69	64
													178	A	Southern Utah	58	71
													178	H	Southern Utah	72	81
													210	A	UMKC	69	87
													224	A	Northern Colo.	58	77
													224	H	Northern Colo.	51	78
													227	H	Grand Canyon	69	46
													246	H	Nevada	80	75
													290	A	UC Irvine	70	61
													290	N	UC Irvine	75	83
													300	A	Eastern Wash.	75	79
													300	H	Eastern Wash.	75	58
													308	H	Sacramento St.	70	73
													322	A	Weber St.	76	57
LAST 10 Division I																	
				82	A	Montana St.	67	98		165	A	Montana	55	62			
				123	A	Idaho	52	65		162	H	Northern Ariz.	66	54			
				300	A	Eastern Wash.	75	79		308	H	Sacramento St.	70	73			
				224	H	Northern Colo.	51	78		322	A	Weber St.	76	57			
				178	H	Southern Utah	72	81		168	A	Idaho St.	69	64			

Non-Div I Games: Multnomah 104 48

Portland St.

Loss, Non-Conf, S Site, H Home A Away N Neutral

Average RPI Win:	294	WON-LOST	WINNING	LAST 10	STRENGTH OF	OPP. STRENGTH	TEAM	ADJ.	CONF.	ADJ CONF.
Average RPI Loss:	154	RECORD	PCT. RANK	GAMES	SCHEDULE	OF SCHEDULE	RPI	RPI	RPI	RPI
DIV. I ONLY	8- 15	263	7-3	287	289	292	292	32	32	
DIV. I NON-CONF.	0- 9	338	0	40	16	274	274	31	31	
TOTALS	RPI 1-25	RPI 26-50	W-L RECORDS	RPI 51-100	RPI 101-150	RPI 150+				
8- 15	0- 2	0- 0	OVERALL	0- 3	1- 4	7- 6				
5- 3	0- 0	0- 0	HOME	0- 0	1- 1	4- 2				
3- 10	0- 2	0- 0	AWAY	0- 2	0- 3	3- 3				
0- 2	0- 0	0- 0	NEUTRAL	0- 1	0- 0	0- 1				
0- 9	0- 2	0- 0	NON-CONFERENCE	0- 3	0- 3	0- 1				
0- 1	0- 0	0- 0	HOME	0- 0	0- 1	0- 0				
0- 6	0- 2	0- 0	AWAY	0- 2	0- 2	0- 0				
0- 2	0- 0	0- 0	NEUTRAL	0- 1	0- 0	0- 1				
8- 6	0- 0	0- 0	CONFERENCE	0- 0	1- 1	7- 5				
5- 2	0- 0	0- 0	HOME	0- 0	1- 0	4- 2				
3- 4	0- 0	0- 0	AWAY	0- 0	0- 1	3- 3				
0- 0	0- 0	0- 0	NEUTRAL	0- 0	0- 0	0- 0				

RPI 1-25				RPI 26-50				RPI 51-100				RPI 101+ Team's RPI: 292			
RPI	S	Opponent	Score	RPI	S	Opponent	Score	RPI	S	Opponent	Score	RPI	S	Opponent	Score
13	A	Texas A&M	38 80					56	A	Oklahoma	48 94	128	H	Florida	44 51
24	A	Arizona	48 83					66	A	Rice	55 77	135	A	Texas Tech	48 82
								95	N	A&M-Corpus Christi	52 64	138	A	Wisconsin	42 68
												143	A	Texas Southern	65 88
												143	H	Texas Southern	50 47
												152	A	Jackson St.	49 53
												152	H	Jackson St.	62 52
												198	N	Miami (OH)	52 65
												244	H	Southern U.	48 68
												248	A	Alabama A&M	44 54
												329	A	Alabama St.	62 59
												333	H	Alcorn	63 68
												335	A	Ark.-Pine Bluff	54 69
												335	H	Ark.-Pine Bluff	61 51
												344	A	Grambling	67 54
												344	H	Grambling	65 58
												351	A	Mississippi Val.	89 72
												351	H	Mississippi Val.	81 47
LAST 10 Division I															
351	A	Mississippi Val.	89 72	248	A	Alabama A&M	44 54								
335	A	Ark.-Pine Bluff	54 69	329	A	Alabama St.	62 59								
152	H	Jackson St.	62 52	351	H	Mississippi Val.	81 47								
344	H	Grambling	65 58	335	H	Ark.-Pine Bluff	61 51								
143	H	Texas Southern	50 47	152	A	Jackson St.	49 53								

Non-Div I Games:      Huston-Tillotson    79    60                  Wiley                                  75    42                  Tex. A&M-Kingsville    85    55

Prairie View

Loss, Non-Conf, S Site, H Home A Away N Neutral

Presbyterian

Through Games Of Feb. 24, 2020

Average RPI Win:	285	WON-LOST	WINNING	LAST 10	STRENGTH OF	OPP. STRENGTH	TEAM	ADJ.	CONF.	ADJ CONF.
Average RPI Loss:	204	RECORD	PCT. RANK	GAMES	SCHEDULE	OF SCHEDULE	RPI	RPI	RPI	RPI
DIV. I ONLY	8- 16	274	5-5	318	320	305	305	25	25	
DIV. I NON-CONF.	2- 5	259	0	324	275	312	312	27	27	
TOTALS	RPI 1-25	RPI 26-50	W-L RECORDS	RPI 51-100	RPI 101-150	RPI 150+				
8- 16	0- 0	0- 0	OVERALL	0- 1	0- 4	8- 11				
4- 6	0- 0	0- 0	HOME	0- 0	0- 2	4- 4				
4- 10	0- 0	0- 0	AWAY	0- 1	0- 2	4- 7				
0- 0	0- 0	0- 0	NEUTRAL	0- 0	0- 0	0- 0				
2- 5	0- 0	0- 0	NON-CONFERENCE	0- 1	0- 1	2- 3				
1- 1	0- 0	0- 0	HOME	0- 0	0- 0	1- 1				
1- 4	0- 0	0- 0	AWAY	0- 1	0- 1	1- 2				
0- 0	0- 0	0- 0	NEUTRAL	0- 0	0- 0	0- 0				
6- 11	0- 0	0- 0	CONFERENCE	0- 0	0- 3	6- 8				
3- 5	0- 0	0- 0	HOME	0- 0	0- 2	3- 3				
3- 6	0- 0	0- 0	AWAY	0- 0	0- 1	3- 5				
0- 0	0- 0	0- 0	NEUTRAL	0- 0	0- 0	0- 0				

RPI 1-25				RPI 26-50				RPI 51-100				RPI 101+				Team's RPI: 305	
RPI	S	Opponent	Score	RPI	S	Opponent	Score	RPI	S	Opponent	Score	RPI	S	Opponent	Score		
								62	A	West Virginia	40	56	109	H	Campbell	47	53
												128	A	Florida	46	60	
												142	A	Hampton	53	67	
												142	H	Hampton	42	71	
												184	A	High Point	55	60	
												189	A	Illinois	52	71	
												194	A	Gardner-Webb	56	53	
												194	H	Gardner-Webb	64	49	
												201	A	Radford	42	54	
												201	H	Radford	39	65	
												250	A	UNC Asheville	39	54	
												250	H	UNC Asheville	48	64	
												260	A	Longwood	82	77	
												260	H	Longwood	60	71	
												263	H	Col. of Charleston	58	54	
												269	A	Winthrop	54	61	
												273	A	Wofford	60	67	
												274	H	UNCW	60	70	
												327	A	USC Upstate	60	70	
												327	H	USC Upstate	55	42	
												345	A	Charleston So.	67	46	
												345	H	Charleston So.	76	53	
												349	A	South Carolina St.	70	49	
LAST 10 Division I																	
				142	A	Hampton	53	67	327	A	USC Upstate	60	70				
				194	H	Gardner-Webb	64	49	201	H	Radford	39	65				
				345	H	Charleston So.	76	53	345	A	Charleston So.	67	46				
				250	H	UNC Asheville	48	64	327	H	USC Upstate	55	42				
				260	A	Longwood	82	77	184	A	High Point	55	60				

Non-Div I Games: William Peace 72 35 Brevard 74 45

Presbyterian

Loss, Non-Conf, S Site, H Home A Away N Neutral

Average RPI Win:	154	WON-LOST	WINNING	LAST 10	STRENGTH OF	OPP. STRENGTH	TEAM	ADJ.	CONF.	ADJ CONF.
Average RPI Loss:	9	RECORD	PCT. RANK	GAMES	SCHEDULE	OF SCHEDULE	RPI	RPI	RPI	RPI
DIV. I ONLY	21- 1	3	10-0	93	99	14	14	7	7	
DIV. I NON-CONF.	12- 1	10	1-0	141	105	23	23	8	8	
TOTALS	RPI 1-25	RPI 26-50	W-L RECORDS	RPI 51-100	RPI 101-150	RPI 150+				
21- 1	0- 1	1- 0	OVERALL	8- 0	3- 0	9- 0				
11- 0	0- 0	1- 0	HOME	2- 0	1- 0	7- 0				
10- 1	0- 1	0- 0	AWAY	6- 0	2- 0	2- 0				
0- 0	0- 0	0- 0	NEUTRAL	0- 0	0- 0	0- 0				
12- 1	0- 1	1- 0	NON-CONFERENCE	4- 0	2- 0	5- 0				
7- 0	0- 0	1- 0	HOME	1- 0	0- 0	5- 0				
5- 1	0- 1	0- 0	AWAY	3- 0	2- 0	0- 0				
0- 0	0- 0	0- 0	NEUTRAL	0- 0	0- 0	0- 0				
9- 0	0- 0	0- 0	CONFERENCE	4- 0	1- 0	4- 0				
4- 0	0- 0	0- 0	HOME	1- 0	1- 0	2- 0				
5- 0	0- 0	0- 0	AWAY	3- 0	0- 0	2- 0				
0- 0	0- 0	0- 0	NEUTRAL	0- 0	0- 0	0- 0				

RPI S	Opponent	Score	RPI S	Opponent	Score	RPI S	Opponent	Score	RPI S	Opponent	Score
9	A Iowa	75 77	32	H FGCU	67 53	53	A Penn	75 55	125	H Columbia	77 55
						61	A Marist	62 50	141	A George Washington	75 50
						68	A Yale	55 39	145	A Missouri	68 33
						77	A Seton Hall	78 76	164	A Dartmouth	66 34
						91	H Rider	80 47	164	H Dartmouth	87 55
						93	A Saint Louis	66 50	188	H Cornell	60 29
						97	A Harvard	60 46	203	H Penn St.	72 55
						97	H Harvard	66 45	219	A Brown	85 48
									268	H New Hampshire	77 37
									299	H Monmouth	52 40
									311	H St. Francis Brooklyn	76 44
									346	H Hartford	73 42
LAST 10 Division I											
164	H Dartmouth	87 55	188	H Cornell	60 29						
97	H Harvard	66 45	97	A Harvard	60 46						
219	A Brown	85 48	164	A Dartmouth	66 34						
68	A Yale	55 39	53	A Penn	75 55						
125	H Columbia	77 55	268	H New Hampshire	77 37						

Non-Div I Games:

Princeton

■ Loss, 
 ■ Non-Conf, S Site, 
 ■ Home 
 ■ Away 
 N Neutral

# Providence

Through Games Of Feb. 24, 2020

Average RPI Win:	215	WON-LOST	WINNING	LAST 10	STRENGTH OF	OPP. STRENGTH	TEAM	ADJ.	CONF.	ADJ CONF.
Average RPI Loss:	89	RECORD	PCT. RANK	GAMES	SCHEDULE	OF SCHEDULE	RPI	RPI	RPI	RPI
DIV. I ONLY	11- 17	240	2-8	135	82	170	170	6	6	
DIV. I NON-CONF.	9- 3	63	0	260	252	95	95	6	6	
TOTALS	RPI 1-25	RPI 26-50	W-L RECORDS	RPI 51-100	RPI 101-150	RPI 150+				
11- 17	0- 2	0- 4	OVERALL	2- 8	2- 0	7- 3				
4- 5	0- 1	0- 2	HOME	2- 2	0- 0	2- 0				
5- 11	0- 1	0- 2	AWAY	0- 5	2- 0	3- 3				
2- 1	0- 0	0- 0	NEUTRAL	0- 1	0- 0	2- 0				
9- 3	0- 0	0- 0	NON-CONFERENCE	1- 2	2- 0	6- 1				
2- 0	0- 0	0- 0	HOME	1- 0	0- 0	1- 0				
5- 2	0- 0	0- 0	AWAY	0- 1	2- 0	3- 1				
2- 1	0- 0	0- 0	NEUTRAL	0- 1	0- 0	2- 0				
2- 14	0- 2	0- 4	CONFERENCE	1- 6	0- 0	1- 2				
2- 5	0- 1	0- 2	HOME	1- 2	0- 0	1- 0				
0- 9	0- 1	0- 2	AWAY	0- 4	0- 0	0- 2				
0- 0	0- 0	0- 0	NEUTRAL	0- 0	0- 0	0- 0				

RPI S Opponent	Score	RPI S Opponent	Score	RPI S Opponent	Score	RPI S Opponent	Score	Team's RPI: 170
20 A DePaul	71 93	37 A Marquette	55 85	63 A St. John's (NY)	58 64	107 A Utah	67 60	
20 H DePaul	67 80	37 H Marquette	50 60	63 H St. John's (NY)	54 53	148 A Massachusetts	72 63	
		42 A Creighton	63 72	68 A Yale	79 82	209 N Rhode Island	58 51	
		42 H Creighton	68 77	71 A Villanova	49 51	222 A New Mexico	68 86	
				71 N Ball St.	51 52	237 H UMass Lowell	63 38	
				77 A Seton Hall	55 97	241 A Georgetown	53 62	
				77 H Seton Hall	45 71	254 A Xavier	42 61	
				81 H Boston College	76 60	254 H Xavier	60 48	
				89 A Butler	42 51	293 N LMU (CA)	48 45	
				89 H Butler	47 50	299 A Monmouth	68 52	
						324 A Bryant	76 32	
						346 A Hartford	75 57	
LAST 10 Division I								
89 A Butler	42 51	20 A DePaul	71 93					
254 A Xavier	42 61	37 A Marquette	55 85					
63 H St. John's (NY)	54 53	254 H Xavier	60 48					
77 H Seton Hall	45 71	89 H Butler	47 50					
42 H Creighton	68 77	77 A Seton Hall	55 97					

Non-Div I Games:

Providence

Loss, Non-Conf, S Site, H Home A Away N Neutral



Average RPI Win:	136	WON-LOST	WINNING	LAST 10	STRENGTH OF	OPP. STRENGTH	TEAM	ADJ.	CONF.	ADJ CONF.
Average RPI Loss:	32	RECORD	PCT. RANK	GAMES	SCHEDULE	OF SCHEDULE	RPI	RPI	RPI	RPI
DIV. I ONLY	17- 11	103	5-5	20	5	41	41	2	2	
DIV. I NON-CONF.	9- 3	63	0	26	19	13	13	1	1	
TOTALS	RPI 1-25	RPI 26-50	W-L RECORDS	RPI 51-100	RPI 101-150	RPI 150+				
17- 11	1- 6	3- 3	OVERALL	2- 2	3- 0	8- 0				
9- 5	0- 2	1- 1	HOME	0- 2	2- 0	6- 0				
6- 5	1- 3	0- 2	AWAY	2- 0	1- 0	2- 0				
2- 1	0- 1	2- 0	NEUTRAL	0- 0	0- 0	0- 0				
9- 3	0- 2	3- 1	NON-CONFERENCE	0- 0	1- 0	5- 0				
6- 0	0- 0	1- 0	HOME	0- 0	1- 0	4- 0				
1- 2	0- 1	0- 1	AWAY	0- 0	0- 0	1- 0				
2- 1	0- 1	2- 0	NEUTRAL	0- 0	0- 0	0- 0				
8- 8	1- 4	0- 2	CONFERENCE	2- 2	2- 0	3- 0				
3- 5	0- 2	0- 1	HOME	0- 2	1- 0	2- 0				
5- 3	1- 2	0- 1	AWAY	2- 0	1- 0	1- 0				
0- 0	0- 0	0- 0	NEUTRAL	0- 0	0- 0	0- 0				

RPI 1-25				RPI 26-50				Team's RPI: 41				RPI 51-100				RPI 101+			
RPI	S	Opponent	Score	RPI	S	Opponent	Score	RPI	S	Opponent	Score	RPI	S	Opponent	Score	RPI	S	Opponent	Score
2	A	South Carolina	49 85	28	N	Drake	67 47	85	H	Minnesota	59 72	103	H	Kent St.	77 64				
7	A	Northwestern	56 61	29	N	Arizona St.	59 52	87	A	Nebraska	76 68	138	A	Wisconsin	62 59				
9	H	Iowa	71 83	30	A	Michigan	63 66	92	A	Michigan St.	76 66	138	H	Wisconsin	72 61				
12	N	Gonzaga	50 63	33	H	Western Ky.	67 50	92	H	Michigan St.	63 65	180	H	Northern Ill.	68 63				
19	A	Indiana	48 66	38	A	Virginia Tech	54 67					189	A	Illinois	70 58				
19	H	Indiana	54 66	44	H	Rutgers	53 59					189	H	Illinois	81 67				
21	A	Ohio St.	66 50									193	H	Western Ill.	66 59				
												196	A	Chattanooga	66 34				
												203	H	Penn St.	81 68				
												238	H	Milwaukee	68 55				
												261	H	Bowling Green	81 74				
LAST 10 Division I																			
				92	H	Michigan St.	63 65	19	H	Indiana	54 66								
				189	A	Illinois	70 58	92	A	Michigan St.	76 66								
				138	A	Wisconsin	62 59	203	H	Penn St.	81 68								
				9	H	Iowa	71 83	87	A	Nebraska	76 68								
				30	A	Michigan	63 66	85	H	Minnesota	59 72								

Non-Div I Games:

Purdue

■ Loss, 
 ■ Non-Conf, 
 ■ S Site, 
 ■ H Home 
 ■ A Away 
 N Neutral

Average RPI Win:	324	WON-LOST	WINNING	LAST 10	STRENGTH OF	OPP. STRENGTH	TEAM	ADJ.	CONF.	ADJ CONF.
Average RPI Loss:	175	RECORD	PCT. RANK	GAMES	SCHEDULE	OF SCHEDULE	RPI	RPI	RPI	RPI
DIV. I ONLY	3- 22	333	1-9	260	209	336	336	19	19	
DIV. I NON-CONF.	2- 9	304	0	282	266	333	333	18	18	
TOTALS	RPI 1-25	RPI 26-50	W-L RECORDS	RPI 51-100	RPI 101-150	RPI 150+				
3- 22	0- 0	0- 2	OVERALL	0- 4	0- 3	3- 13				
2- 9	0- 0	0- 1	HOME	0- 2	0- 1	2- 5				
1- 10	0- 0	0- 1	AWAY	0- 2	0- 0	1- 7				
0- 3	0- 0	0- 0	NEUTRAL	0- 0	0- 2	0- 1				
2- 9	0- 0	0- 0	NON-CONFERENCE	0- 2	0- 3	2- 4				
2- 2	0- 0	0- 0	HOME	0- 1	0- 1	2- 0				
0- 4	0- 0	0- 0	AWAY	0- 1	0- 0	0- 3				
0- 3	0- 0	0- 0	NEUTRAL	0- 0	0- 2	0- 1				
1- 13	0- 0	0- 2	CONFERENCE	0- 2	0- 0	1- 9				
0- 7	0- 0	0- 1	HOME	0- 1	0- 0	0- 5				
1- 6	0- 0	0- 1	AWAY	0- 1	0- 0	1- 4				
0- 0	0- 0	0- 0	NEUTRAL	0- 0	0- 0	0- 0				

RPI S	Opponent	Score	RPI S	Opponent	Score	RPI S	Opponent	Score	RPI S	Opponent	Score	Team's RPI: 336
34	A South Dakota	25 79	34	H South Dakota	41 62	71	H Ball St.	52 83	103	N Kent St.	67 75	
						80	A South Dakota St.	43 89	119	H Southeast Mo. St.	48 58	
						80	H South Dakota St.	69 100	135	N Texas Tech	48 82	
						89	A Butler	58 85	151	A Akron	53 64	
									159	A Eastern Mich.	40 64	
									193	A Western Ill.	68 79	
									193	H Western Ill.	74 83	
									217	H Oral Roberts	73 79	
									234	A North Dakota	85 91	
									234	H North Dakota	49 63	
									242	A Denver	57 83	
									267	A North Dakota St.	53 74	
									267	H North Dakota St.	44 58	
									299	N Monmouth	46 60	
									309	A Omaha	58 57	
									309	H Omaha	51 65	
									320	H Evansville	67 64	
									340	A SIUE	53 57	
									343	H UIC	61 50	
LAST 10 Division I												
309	H Omaha	51 65	234	H North Dakota	49 63							
80	A South Dakota St.	43 89	267	H North Dakota St.	44 58							
267	A North Dakota St.	53 74	309	A Omaha	58 57							
242	A Denver	57 83	34	A South Dakota	25 79							
193	H Western Ill.	74 83	217	H Oral Roberts	73 79							

Non-Div I Games: Heidelberg 82 55 Purdue Northwest 73 50

Purdue Fort Wayne

Loss, Non-Conf, S Site, H Home A Away N Neutral

Quinnipiac

Through Games Of Feb. 24, 2020

Average RPI Win:	257	WON-LOST	WINNING	LAST 10	STRENGTH OF	OPP. STRENGTH	TEAM	ADJ.	CONF.	ADJ CONF.
Average RPI Loss:	120	RECORD	PCT. RANK	GAMES	SCHEDULE	OF SCHEDULE	RPI	RPI	RPI	RPI
DIV. I ONLY	12- 13	189	5-5	163	207	190	190	24	24	
DIV. I NON-CONF.	3- 6	235	0	51	45	174	174	25	25	
TOTALS	RPI 1-25	RPI 26-50	W-L RECORDS	RPI 51-100	RPI 101-150	RPI 150+				
12- 13	0- 1	0- 2	OVERALL	1- 5	0- 1	11- 4				
7- 6	0- 0	0- 1	HOME	1- 2	0- 1	6- 2				
5- 7	0- 1	0- 1	AWAY	0- 3	0- 0	5- 2				
0- 0	0- 0	0- 0	NEUTRAL	0- 0	0- 0	0- 0				
3- 6	0- 1	0- 2	NON-CONFERENCE	1- 2	0- 1	2- 0				
2- 3	0- 0	0- 1	HOME	1- 1	0- 1	1- 0				
1- 3	0- 1	0- 1	AWAY	0- 1	0- 0	1- 0				
0- 0	0- 0	0- 0	NEUTRAL	0- 0	0- 0	0- 0				
9- 7	0- 0	0- 0	CONFERENCE	0- 3	0- 0	9- 4				
5- 3	0- 0	0- 0	HOME	0- 1	0- 0	5- 2				
4- 4	0- 0	0- 0	AWAY	0- 2	0- 0	4- 2				
0- 0	0- 0	0- 0	NEUTRAL	0- 0	0- 0	0- 0				

RPI 1-25				RPI 26-50				RPI 51-100				RPI 101+ Team's RPI: 190			
RPI	S	Opponent	Score	RPI	S	Opponent	Score	RPI	S	Opponent	Score	RPI	S	Opponent	Score
3	A	Maryland	52 107	39	A	UCF	58 80	60	H	Bucknell	76 69	141	H	George Washington	67 78
				43	H	Drexel	62 66	61	A	Marist	60 73	206	A	Manhattan	62 77
								68	A	Yale	59 63	206	H	Manhattan	70 58
								91	A	Rider	59 75	209	H	Rhode Island	75 63
								91	H	Rider	62 68	221	A	Iona	67 63
								97	H	Harvard	68 77	221	H	Iona	71 75
												226	A	Fairfield	60 72
												226	H	Fairfield	76 62
												278	A	Siena	66 52
												278	H	Siena	60 68
												284	H	Niagara	71 61
												299	A	Monmouth	52 45
												299	H	Monmouth	60 53
												323	A	Saint Peter's	91 64
												337	H	Canisius	74 71
												346	A	Hartford	87 50
LAST 10 Division I															
226	A	Fairfield	60 72	299	A	Monmouth	52 45	221	A	Iona	67 63				
91	H	Rider	62 68					323	A	Saint Peter's	91 64				
284	H	Niagara	71 61					226	H	Fairfield	76 62				
206	A	Manhattan	62 77					61	A	Marist	60 73				
278	H	Siena	60 68												

Non-Div I Games:

Quinnipiac

Average RPI Win: <b>273</b>	WON-LOST	WINNING	LAST 10	STRENGTH OF	OPP. STRENGTH	TEAM	ADJ.	CONF.	ADJ CONF.
Average RPI Loss: <b>145</b>	RECORD	PCT. RANK	GAMES	SCHEDULE	OF SCHEDULE	RPI	RPI	RPI	RPI
DIV. I ONLY	13- 12	164	8-2	264	253	201	201	25	25
DIV. I NON-CONF.	2- 7	288	0	265	72	271	271	27	27
TOTALS	RPI 1-25	RPI 26-50	W-L RECORDS	RPI 51-100	RPI 101-150	RPI 150+			
13- 12	0- 1	0- 0	OVERALL	0- 2	1- 4	12- 5			
5- 5	0- 0	0- 0	HOME	0- 0	0- 2	5- 3			
8- 7	0- 1	0- 0	AWAY	0- 2	1- 2	7- 2			
0- 0	0- 0	0- 0	NEUTRAL	0- 0	0- 0	0- 0			
2- 7	0- 1	0- 0	NON-CONFERENCE	0- 2	0- 2	2- 2			
0- 2	0- 0	0- 0	HOME	0- 0	0- 1	0- 1			
2- 5	0- 1	0- 0	AWAY	0- 2	0- 1	2- 1			
0- 0	0- 0	0- 0	NEUTRAL	0- 0	0- 0	0- 0			
11- 5	0- 0	0- 0	CONFERENCE	0- 0	1- 2	10- 3			
5- 3	0- 0	0- 0	HOME	0- 0	0- 1	5- 2			
6- 2	0- 0	0- 0	AWAY	0- 0	1- 1	5- 1			
0- 0	0- 0	0- 0	NEUTRAL	0- 0	0- 0	0- 0			

RPI 1-25				RPI 26-50				RPI 51-100				RPI 101+ Team's RPI: 201			
RPI	S	Opponent	Score	RPI	S	Opponent	Score	RPI	S	Opponent	Score	RPI	S	Opponent	Score
21	A	Ohio St.	57 <b>70</b>					62	A	West Virginia	37 <b>74</b>	109	A	Campbell	48 42
								65	A	Alabama	51 <b>85</b>	109	H	Campbell	32 <b>43</b>
												120	A	Vanderbilt	46 <b>80</b>
												140	H	Mt. St. Mary's	58 <b>75</b>
												142	A	Hampton	48 <b>51</b>
												182	H	American	55 <b>59</b>
												184	A	High Point	58 <b>68</b>
												184	H	High Point	63 <b>64</b>
												194	A	Gardner-Webb	84 73
												194	H	Gardner-Webb	65 51
												250	H	UNC Asheville	50 <b>63</b>
												260	A	Longwood	62 61
												260	H	Longwood	88 76
												269	H	Winthrop	54 53
												279	A	Morehead St.	62 <b>73</b>
												291	A	ETSU	67 43
												305	A	Presbyterian	65 39
												305	H	Presbyterian	54 42
												327	A	USC Upstate	57 41
												345	A	Charleston So.	64 40
												345	H	Charleston So.	72 35
												349	A	South Carolina St.	60 45
LAST 10 Division I															
184	H	High Point	63 <b>64</b>	305	A	Presbyterian	65 39	109	H	Campbell	32 <b>43</b>	194	A	Gardner-Webb	84 73
260	H	Longwood	88 76	109	H	Campbell	32 <b>43</b>	327	A	USC Upstate	57 41	269	H	Winthrop	54 53
109	A	Campbell	48 42	194	A	Gardner-Webb	84 73								
345	A	Charleston So.	64 40												
194	H	Gardner-Webb	65 51	269	H	Winthrop	54 53								

Non-Div I Games:

Radford

■ Loss, 
 ■ Non-Conf, 
 ■ S Site, 
 ■ Home 
 ■ A Away 
 N Neutral

## Rhode Island

Through Games Of Feb. 24, 2020

Average RPI Win:	214	WON-LOST	WINNING	LAST 10	STRENGTH OF	OPP. STRENGTH	TEAM	ADJ.	CONF.	ADJ CONF.
Average RPI Loss:	144	RECORD	PCT. RANK	GAMES	SCHEDULE	OF SCHEDULE	RPI	RPI	RPI	RPI
DIV. I ONLY	13- 13	172	4-6	220	170	209	209	12	12	
DIV. I NON-CONF.	7- 5	131	0	252	310	175	175	11	11	
TOTALS	RPI 1-25	RPI 26-50	W-L RECORDS	RPI 51-100	RPI 101-150	RPI 150+				
13- 13	0- 0	0- 0	OVERALL	1- 4	4- 4	8- 5				
10- 3	0- 0	0- 0	HOME	1- 0	4- 2	5- 1				
2- 9	0- 0	0- 0	AWAY	0- 4	0- 2	2- 3				
1- 1	0- 0	0- 0	NEUTRAL	0- 0	0- 0	1- 1				
7- 5	0- 0	0- 0	NON-CONFERENCE	0- 2	2- 0	5- 3				
5- 0	0- 0	0- 0	HOME	0- 0	2- 0	3- 0				
1- 4	0- 0	0- 0	AWAY	0- 2	0- 0	1- 2				
1- 1	0- 0	0- 0	NEUTRAL	0- 0	0- 0	1- 1				
6- 8	0- 0	0- 0	CONFERENCE	1- 2	2- 4	3- 2				
5- 3	0- 0	0- 0	HOME	1- 0	2- 2	2- 1				
1- 5	0- 0	0- 0	AWAY	0- 2	0- 2	1- 1				
0- 0	0- 0	0- 0	NEUTRAL	0- 0	0- 0	0- 0				

RPI S	Opponent	Score	RPI S	Opponent	Score	RPI S	Opponent	Score	RPI S	Opponent	Score	Team's RPI: 209
						52	A Dayton	60 71	102	H VCU	54 75	
						81	A Boston College	55 66	114	H Richmond	76 70	
						84	A Fordham	50 60	124	H Holy Cross	73 58	
						93	H Saint Louis	72 63	129	H Robert Morris	71 59	
						97	A Harvard	58 61	131	A Davidson	67 79	
									131	H Davidson	70 77	
									134	A Duquesne	62 72	
									148	H Massachusetts	69 66	
									170	N Providence	51 58	
									171	H La Salle	42 54	
									190	A Quinnipiac	63 75	
									219	N Brown	89 44	
									225	A Saint Joseph's	49 47	
									226	H Fairfield	74 41	
									232	H George Mason	47 42	
									234	A North Dakota	61 67	
									296	A St. Bonaventure	59 64	
									296	H St. Bonaventure	69 67	
									297	H Vermont	77 74	
									330	H LIU Brooklyn	79 56	
									346	A Hartford	68 56	
LAST 10 Division I												
			171	H La Salle	42 54	84	A Fordham	50 60				
			134	A Duquesne	62 72	232	H George Mason	47 42				
			296	H St. Bonaventure	69 67	131	H Davidson	70 77				
			93	H Saint Louis	72 63	296	A St. Bonaventure	59 64				
			52	A Dayton	60 71	148	H Massachusetts	69 66				

Non-Div I Games:

Rhode Island

■ Loss, 
■ Non-Conf, 
■ S Site, 
■ H Home 
■ A Away 
N Neutral

Average RPI Win:	214	WON-LOST	WINNING	LAST 10	STRENGTH OF	OPP. STRENGTH	TEAM	ADJ.	CONF.	ADJ CONF.
Average RPI Loss:	75	RECORD	PCT. RANK	GAMES	SCHEDULE	OF SCHEDULE	RPI	RPI	RPI	RPI
DIV. I ONLY	18- 8	63	8-2	120	136	66	66	13	13	
DIV. I NON-CONF.	5- 6	187	0	146	144	187	187	16	16	
TOTALS	RPI 1-25	RPI 26-50	W-L RECORDS	RPI 51-100	RPI 101-150	RPI 150+				
18- 8	0- 1	1- 4	OVERALL	1- 1	2- 1	14- 1				
11- 1	0- 1	1- 0	HOME	1- 0	1- 0	8- 0				
7- 5	0- 0	0- 3	AWAY	0- 0	1- 1	6- 1				
0- 2	0- 0	0- 1	NEUTRAL	0- 1	0- 0	0- 0				
5- 6	0- 1	0- 2	NON-CONFERENCE	0- 1	0- 1	5- 1				
4- 1	0- 1	0- 0	HOME	0- 0	0- 0	4- 0				
1- 3	0- 0	0- 1	AWAY	0- 0	0- 1	1- 1				
0- 2	0- 0	0- 1	NEUTRAL	0- 1	0- 0	0- 0				
13- 2	0- 0	1- 2	CONFERENCE	1- 0	2- 0	9- 0				
7- 0	0- 0	1- 0	HOME	1- 0	1- 0	4- 0				
6- 2	0- 0	0- 2	AWAY	0- 0	1- 0	5- 0				
0- 0	0- 0	0- 0	NEUTRAL	0- 0	0- 0	0- 0				

RPI 1-25				RPI 26-50				RPI 51-100				Team's RPI: 66		RPI 101+			
RPI	S	Opponent	Score	RPI	S	Opponent	Score	RPI	S	Opponent	Score			RPI	S	Opponent	Score
13	H	Texas A&M	61 62	27	A	Old Dominion	59 66	58	H	Middle Tenn.	77 60			122	A	UAB	74 65
				33	H	Western Ky.	73 65	67	N	Georgia Tech	52 54			122	H	UAB	64 53
				38	N	Virginia Tech	45 54							143	A	Texas Southern	56 63
				46	A	Oklahoma St.	38 69							162	H	Northern Ariz.	71 57
				49	A	Charlotte	51 62							196	H	Little Rock	66 40
														200	A	Fla. Atlantic	78 69
														205	H	Southern Miss.	75 64
														218	A	SMU	43 55
														220	A	UTEP	69 61
														228	H	Marshall	81 43
														259	A	North Texas	67 52
														259	H	North Texas	69 66
														265	H	Louisiana Tech	60 47
														266	H	Nicholls St.	71 47
														292	H	Prairie View	77 55
														303	A	FIU	68 47
														312	A	UTSA	74 62
														342	A	McNeese	81 50
LAST 10 Division I																	
				122	A	UAB	74 65					122	H	UAB		64 53	
				259	H	North Texas	69 66					259	A	North Texas		67 52	
				49	A	Charlotte	51 62					312	A	UTSA		74 62	
				27	A	Old Dominion	59 66					220	A	UTEP		69 61	
				58	H	Middle Tenn.	77 60					205	H	Southern Miss.		75 64	

Non-Div I Games:

Rice

Average RPI Win: <b>193</b>	WON-LOST	WINNING	LAST 10	STRENGTH OF	OPP. STRENGTH	TEAM	ADJ.	CONF.	ADJ CONF.
Average RPI Loss: <b>112</b>	RECORD	PCT. RANK	GAMES	SCHEDULE	OF SCHEDULE	RPI	RPI	RPI	RPI
DIV. I ONLY	<b>14- 14</b>	<b>172</b>	<b>7-3</b>	<b>62</b>	<b>165</b>	<b>114</b>	<b>114</b>	<b>12</b>	<b>12</b>
DIV. I NON-CONF.	<b>7- 7</b>	<b>164</b>	<b>0</b>	<b>25</b>	<b>263</b>	<b>70</b>	<b>70</b>	<b>11</b>	<b>11</b>
TOTALS	RPI 1-25	RPI 26-50	W-L RECORDS	RPI 51-100	RPI 101-150	RPI 150+			
14- 14	0- 0	0- 4	OVERALL	1- 2	4- 5	9- 3			
7- 4	0- 0	0- 0	HOME	0- 2	3- 1	4- 1			
7- 7	0- 0	0- 3	AWAY	1- 0	1- 2	5- 2			
0- 3	0- 0	0- 1	NEUTRAL	0- 0	0- 2	0- 0			
7- 7	0- 0	0- 4	NON-CONFERENCE	1- 0	2- 2	4- 1			
3- 1	0- 0	0- 0	HOME	0- 0	1- 0	2- 1			
4- 3	0- 0	0- 3	AWAY	1- 0	1- 0	2- 0			
0- 3	0- 0	0- 1	NEUTRAL	0- 0	0- 2	0- 0			
7- 7	0- 0	0- 0	CONFERENCE	0- 2	2- 3	5- 2			
4- 3	0- 0	0- 0	HOME	0- 2	2- 1	2- 0			
3- 4	0- 0	0- 0	AWAY	0- 0	0- 2	3- 2			
0- 0	0- 0	0- 0	NEUTRAL	0- 0	0- 0	0- 0			

RPI 1-25				RPI 26-50				RPI 51-100				RPI 101+				Team's RPI: 114	
RPI	S	Opponent	Score	RPI	S	Opponent	Score	RPI	S	Opponent	Score	RPI	S	Opponent	Score		
				27	A	Old Dominion	51 73	52	H	Dayton	51 65	102	A	VCU	50 53		
				36	N	Bradley	57 61	78	A	Coastal Caro.	79 67	102	H	VCU	42 57		
				43	A	Drexel	52 58	84	H	Fordham	47 64	117	H	William & Mary	76 73		
				49	A	Charlotte	59 78					131	H	Davidson	69 57		
												132	A	UNC Greensboro	70 62		
												134	H	Duquesne	67 64		
												140	N	Mt. St. Mary's	67 75		
												142	N	Hampton	65 69		
												148	A	Massachusetts	50 64		
												171	A	La Salle	67 61		
												171	H	La Salle	63 61		
												175	H	Norfolk St.	77 69		
												200	H	Fla. Atlantic	57 55		
												209	A	Rhode Island	70 76		
												212	H	Furman	69 70		
												225	A	Saint Joseph's	56 67		
												232	A	George Mason	75 70		
												241	A	Georgetown	51 49		
												296	A	St. Bonaventure	72 58		
												296	H	St. Bonaventure	63 59		
												325	A	UMES	64 52		
LAST 10 Division I																	
				296	A	St. Bonaventure	72 58	102	H	VCU	42 57						
				232	A	George Mason	75 70	296	H	St. Bonaventure	63 59						
				84	H	Fordham	47 64	148	A	Massachusetts	50 64						
				134	H	Duquesne	67 64	131	H	Davidson	69 57						
				171	A	La Salle	67 61	171	H	La Salle	63 61						

Non-Div I Games:

Richmond

■ Loss, 
 ■ Non-Conf, 
 ■ S Site, 
 ■ H Home 
 ■ A Away 
 N Neutral

Average RPI Win: <b>235</b>	WON-LOST	WINNING	LAST 10	STRENGTH OF	OPP. STRENGTH	TEAM	ADJ.	CONF.	ADJ CONF.
Average RPI Loss: <b>136</b>	RECORD	PCT. RANK	GAMES	SCHEDULE	OF SCHEDULE	RPI	RPI	RPI	RPI
DIV. I ONLY	21- 4	21	8-2	305	166	91	91	24	24
DIV. I NON-CONF.	7- 2	53	0	329	29	121	121	25	25
TOTALS	RPI 1-25	RPI 26-50	W-L RECORDS	RPI 51-100	RPI 101-150	RPI 150+			
21- 4	0- 1	0- 0	OVERALL	1- 1	0- 1	20- 1			
10- 1	0- 0	0- 0	HOME	0- 1	0- 0	10- 0			
10- 2	0- 1	0- 0	AWAY	1- 0	0- 0	9- 1			
1- 1	0- 0	0- 0	NEUTRAL	0- 0	0- 1	1- 0			
7- 2	0- 1	0- 0	NON-CONFERENCE	0- 0	0- 1	7- 0			
3- 0	0- 0	0- 0	HOME	0- 0	0- 0	3- 0			
3- 1	0- 1	0- 0	AWAY	0- 0	0- 0	3- 0			
1- 1	0- 0	0- 0	NEUTRAL	0- 0	0- 1	1- 0			
14- 2	0- 0	0- 0	CONFERENCE	1- 1	0- 0	13- 1			
7- 1	0- 0	0- 0	HOME	0- 1	0- 0	7- 0			
7- 1	0- 0	0- 0	AWAY	1- 0	0- 0	6- 1			
0- 0	0- 0	0- 0	NEUTRAL	0- 0	0- 0	0- 0			

RPI	S	Opponent	Score	RPI	S	Opponent	Score	RPI	S	Opponent	Score	RPI	S	Opponent	Score
14	A	Princeton	47 <b>80</b>					61	A	Marist	76 72	146	N	North Florida	70 <b>80</b>
								61	H	Marist	58 <b>63</b>	171	H	La Salle	70 43
												190	A	Quinnipiac	68 62
												190	H	Quinnipiac	75 59
												203	A	Penn St.	78 70
												206	A	Manhattan	55 50
												206	H	Manhattan	76 53
												221	A	Iona	81 37
												221	H	Iona	53 41
												226	H	Fairfield	60 52
												241	A	Georgetown	65 64
												252	N	Lipscomb	81 76
												254	H	Xavier	64 57
												262	A	Delaware St.	71 69
												278	A	Siena	69 38
												278	H	Siena	70 66
												280	H	Wagner	77 63
												284	A	Niagara	71 55
												284	H	Niagara	79 75
												299	H	Monmouth	48 25
												323	A	Saint Peter's	56 <b>67</b>
												337	A	Canisius	70 57
LAST 10 Division I															
221	H	Iona	53 41	323	A	Saint Peter's	56 <b>67</b>	299	H	Monmouth	48 25	206	H	Manhattan	76 53
190	A	Quinnipiac	68 62	206	H	Manhattan	76 53	226	H	Fairfield	60 52	284	A	Niagara	71 55
206	A	Manhattan	55 50	226	H	Fairfield	60 52								
278	A	Siena	69 38												
61	H	Marist	58 <b>63</b>												

Non-Div I Games:

Rider

■ Loss, 
 ■ Non-Conf, 
 S Site, 
 ■ Home 
 ■ Away 
 N Neutral



Average RPI Win:	278	WON-LOST	WINNING	LAST 10	STRENGTH OF	OPP. STRENGTH	TEAM	ADJ.	CONF.	ADJ CONF.
Average RPI Loss:	117	RECORD	PCT. RANK	GAMES	SCHEDULE	OF SCHEDULE	RPI	RPI	RPI	RPI
DIV. I ONLY	19- 7	48	9-1	282	311	129	129	30	30	
DIV. I NON-CONF.	4- 6	212	0	110	129	163	163	30	30	
TOTALS	RPI 1-25	RPI 26-50	W-L RECORDS	RPI 51-100	RPI 101-150	RPI 150+				
19- 7	0- 1	0- 1	OVERALL	0- 0	0- 3	19- 2				
9- 3	0- 0	0- 0	HOME	0- 0	0- 2	9- 1				
10- 4	0- 1	0- 1	AWAY	0- 0	0- 1	10- 1				
0- 0	0- 0	0- 0	NEUTRAL	0- 0	0- 0	0- 0				
4- 6	0- 1	0- 1	NON-CONFERENCE	0- 0	0- 2	4- 2				
2- 2	0- 0	0- 0	HOME	0- 0	0- 1	2- 1				
2- 4	0- 1	0- 1	AWAY	0- 0	0- 1	2- 1				
0- 0	0- 0	0- 0	NEUTRAL	0- 0	0- 0	0- 0				
15- 1	0- 0	0- 0	CONFERENCE	0- 0	0- 1	15- 0				
7- 1	0- 0	0- 0	HOME	0- 0	0- 1	7- 0				
8- 0	0- 0	0- 0	AWAY	0- 0	0- 0	8- 0				
0- 0	0- 0	0- 0	NEUTRAL	0- 0	0- 0	0- 0				

RPI 1-25				RPI 26-50				RPI 51-100				RPI 101+ Team's RPI: 129			
RPI	S	Opponent	Score	RPI	S	Opponent	Score	RPI	S	Opponent	Score	RPI	S	Opponent	Score
16	A	TCU	61 66	40	A	James Madison	32 59					103	A	Kent St.	81 82
												125	H	Columbia	59 61
												140	H	Mt. St. Mary's	59 62
												171	A	La Salle	71 68
												175	A	Norfolk St.	69 62
												183	H	Delaware	62 73
												185	A	Merrimack	68 62
												185	H	Merrimack	72 50
												209	A	Rhode Island	59 71
												251	H	Youngstown St.	58 43
												254	H	Xavier	71 57
												275	A	Saint Francis (PA)	66 57
												280	A	Wagner	77 35
												280	H	Wagner	51 47
												310	A	Sacred Heart	67 38
												310	H	Sacred Heart	73 43
												311	A	St. Francis Brooklyn	70 59
												311	H	St. Francis Brooklyn	69 44
												317	A	Fairleigh Dickinson	48 35
												317	H	Fairleigh Dickinson	53 35
												324	H	Bryant	69 39
												330	A	LIU Brooklyn	70 59
												348	A	Central Conn. St.	86 56
												348	H	Central Conn. St.	80 42
LAST 10 Division I															
317	A	Fairleigh Dickinson	48 35	310	A	Sacred Heart	67 38								
140	H	Mt. St. Mary's	59 62	324	H	Bryant	69 39								
275	A	Saint Francis (PA)	66 57	348	H	Central Conn. St.	80 42								
317	H	Fairleigh Dickinson	53 35	311	A	St. Francis Brooklyn	70 59								
280	A	Wagner	77 35	330	A	LIU Brooklyn	70 59								

Non-Div I Games: Pitt.-Johnstown 63 30

Robert Morris

■ Loss, 
 ■ Non-Conf, 
 ■ S Site, 
 ■ Home 
 ■ A Away 
 N Neutral

Average RPI Win:	155	WON-LOST	WINNING	LAST 10	STRENGTH OF	OPP. STRENGTH	TEAM	ADJ.	CONF.	ADJ CONF.
Average RPI Loss:	45	RECORD	PCT. RANK	GAMES	SCHEDULE	OF SCHEDULE	RPI	RPI	RPI	RPI
DIV. I ONLY	19- 8	56	4-6	104	18	44	44	2	2	
DIV. I NON-CONF.	10- 1	20	0	215	106	43	43	1	1	
TOTALS	RPI 1-25	RPI 26-50	W-L RECORDS	RPI 51-100	RPI 101-150	RPI 150+				
19- 8	1- 3	3- 2	OVERALL	3- 3	2- 0	10- 0				
12- 2	1- 1	2- 0	HOME	2- 1	0- 0	7- 0				
5- 6	0- 2	1- 2	AWAY	0- 2	1- 0	3- 0				
2- 0	0- 0	0- 0	NEUTRAL	1- 0	1- 0	0- 0				
10- 1	0- 0	1- 1	NON-CONFERENCE	2- 0	1- 0	6- 0				
7- 0	0- 0	1- 0	HOME	1- 0	0- 0	5- 0				
1- 1	0- 0	0- 1	AWAY	0- 0	0- 0	1- 0				
2- 0	0- 0	0- 0	NEUTRAL	1- 0	1- 0	0- 0				
9- 7	1- 3	2- 1	CONFERENCE	1- 3	1- 0	4- 0				
5- 2	1- 1	1- 0	HOME	1- 1	0- 0	2- 0				
4- 5	0- 2	1- 1	AWAY	0- 2	1- 0	2- 0				
0- 0	0- 0	0- 0	NEUTRAL	0- 0	0- 0	0- 0				

RPI 1-25				RPI 26-50				Team's RPI: 44				RPI 51-100				RPI 101+			
RPI	S	Opponent	Score	RPI	S	Opponent	Score	RPI	S	Opponent	Score	RPI	S	Opponent	Score	RPI	S	Opponent	Score
3	A	Maryland	50 79	30	A	Michigan	57 71	67	N	Georgia Tech	46 43	120	N	Vanderbilt	62 56				
7	A	Northwestern	65 82	30	H	Michigan	62 41	85	A	Minnesota	71 73	138	A	Wisconsin	64 61				
19	H	Indiana	56 66	31	A	LSU	58 64	87	H	Nebraska	69 65	176	H	Towson	67 53				
21	H	Ohio St.	59 57	41	A	Purdue	59 53	92	A	Michigan St.	53 57	189	A	Illinois	75 51				
				45	H	Virginia	73 63	92	H	Michigan St.	55 66	189	H	Illinois	72 41				
								97	H	Harvard	74 46	203	A	Penn St.	62 57				
												203	H	Penn St.	72 39				
												228	H	Marshall	66 41				
												244	H	Southern U.	78 58				
												247	A	South Alabama	77 56				
												284	H	Niagara	87 37				
												331	H	Coppin St.	107 33				
LAST 10 Division I																			
21	H	Ohio St.	59 57	203	H	Penn St.	72 39												
7	A	Northwestern	65 82	85	A	Minnesota	71 73												
30	H	Michigan	62 41	189	H	Illinois	72 41												
92	A	Michigan St.	53 57	30	A	Michigan	57 71												
3	A	Maryland	50 79	92	H	Michigan St.	55 66												

Non-Div I Games:

Rutgers

■ Loss, 
 ■ Non-Conf, 
 ■ S Site, 
 ■ H Home 
 ■ A Away 
 N Neutral

SFA		WON-LOST	WINNING	LAST 10	STRENGTH OF	OPP. STRENGTH	TEAM	ADJ.	CONF.	ADJ CONF.
Average RPI Win:	240	RECORD	PCT. RANK	GAMES	SCHEDULE	OF SCHEDULE	RPI	RPI	RPI	RPI
Average RPI Loss:	133									
DIV. I ONLY	17- 5	34	8-2	256	262	96	96	23	23	
DIV. I NON-CONF.	4- 2	90	0	272	168	135	135	24	24	
TOTALS	RPI 1-25	RPI 26-50	W-L RECORDS	RPI 51-100	RPI 101-150	RPI 150+				
17- 5	0- 0	0- 1	OVERALL	2- 1	1- 0	14- 3				
9- 1	0- 0	0- 1	HOME	1- 0	1- 0	7- 0				
7- 4	0- 0	0- 0	AWAY	1- 1	0- 0	6- 3				
1- 0	0- 0	0- 0	NEUTRAL	0- 0	0- 0	1- 0				
4- 2	0- 0	0- 1	NON-CONFERENCE	0- 1	0- 0	4- 0				
1- 1	0- 0	0- 1	HOME	0- 0	0- 0	1- 0				
2- 1	0- 0	0- 0	AWAY	0- 1	0- 0	2- 0				
1- 0	0- 0	0- 0	NEUTRAL	0- 0	0- 0	1- 0				
13- 3	0- 0	0- 0	CONFERENCE	2- 0	1- 0	10- 3				
8- 0	0- 0	0- 0	HOME	1- 0	1- 0	6- 0				
5- 3	0- 0	0- 0	AWAY	1- 0	0- 0	4- 3				
0- 0	0- 0	0- 0	NEUTRAL	0- 0	0- 0	0- 0				

RPI 1-25			RPI 26-50			RPI 51-100			Team's RPI: 96	RPI 101+		
RPI	S	Opponent	Score	RPI	S	Opponent	Score	RPI	S	Opponent	Score	
39	H	UCF	57 63	56	A	Oklahoma	62 75	118	H	Abilene Christian	69 59	
				95	A	A&M-Corpus Christi	66 44	154	A	Sam Houston St.	55 63	
				95	H	A&M-Corpus Christi	72 49	158	A	New Orleans	50 53	
								158	H	New Orleans	59 47	
								239	H	Southeastern La.	77 51	
								243	A	Central Ark.	58 37	
								243	H	Central Ark.	102 41	
								246	A	Nevada	80 65	
								255	N	UC Santa Barbara	67 56	
								257	A	Incarnate Word	52 60	
								257	H	Incarnate Word	67 45	
								266	A	Nicholls St.	78 61	
								270	A	Tulsa	67 63	
								271	A	Lamar University	54 53	
								316	A	Houston Baptist	59 42	
								333	H	Alcorn	67 62	
								338	H	Northwestern St.	89 40	
								342	H	McNeese	82 51	
LAST 10 Division I												
257	A	Incarnate Word	52 60	154	A	Sam Houston St.	55 63					
243	A	Central Ark.	58 37	118	H	Abilene Christian	69 59					
95	H	A&M-Corpus Christi	72 49	271	A	Lamar University	54 53					
158	H	New Orleans	59 47	338	H	Northwestern St.	89 40					
266	A	Nicholls St.	78 61	257	H	Incarnate Word	67 45					

Non-Div I Games: LSU-Shreveport 75 32 Cent. Christian (KS104 46 Our Lady of the Lak87 75

SFA

Loss, Non-Conf, S Site, H Home A Away N Neutral

Average RPI Win: <b>330</b>	WON-LOST	WINNING	LAST 10	STRENGTH OF	OPP. STRENGTH	TEAM	ADJ.	CONF.	ADJ CONF.
Average RPI Loss: <b>178</b>	RECORD	PCT. RANK	GAMES	SCHEDULE	OF SCHEDULE	RPI	RPI	RPI	RPI
DIV. I ONLY	3- 23	336	0-10	265	237	340	340	20	20
DIV. I NON-CONF.	2- 8	295	0	288	128	328	328	23	23
TOTALS	RPI 1-25	RPI 26-50	W-L RECORDS	RPI 51-100	RPI 101-150	RPI 150+			
3- 23	0- 0	0- 1	OVERALL	0- 5	0- 4	3- 13			
2- 11	0- 0	0- 1	HOME	0- 2	0- 2	2- 6			
1- 11	0- 0	0- 0	AWAY	0- 3	0- 2	1- 6			
0- 1	0- 0	0- 0	NEUTRAL	0- 0	0- 0	0- 1			
2- 8	0- 0	0- 0	NON-CONFERENCE	0- 4	0- 2	2- 2			
2- 3	0- 0	0- 0	HOME	0- 2	0- 1	2- 0			
0- 4	0- 0	0- 0	AWAY	0- 2	0- 1	0- 1			
0- 1	0- 0	0- 0	NEUTRAL	0- 0	0- 0	0- 1			
1- 15	0- 0	0- 1	CONFERENCE	0- 1	0- 2	1- 11			
0- 8	0- 0	0- 1	HOME	0- 0	0- 1	0- 6			
1- 7	0- 0	0- 0	AWAY	0- 1	0- 1	1- 5			
0- 0	0- 0	0- 0	NEUTRAL	0- 0	0- 0	0- 0			

RPI 1-25	RPI 26-50	RPI 51-100	RPI 101+ Team's RPI: 340
RPI S Opponent Score	RPI S Opponent Score	RPI S Opponent Score	RPI S Opponent Score
	50 <b>H</b> UT Martin 39 <b>79</b>	57 <b>A</b> Belmont 48 <b>69</b>	119 <b>A</b> Southeast Mo. St. 57 <b>80</b>
		86 <b>A</b> Illinois St. 53 <b>74</b>	119 <b>H</b> Southeast Mo. St. 56 <b>66</b>
		87 <b>A</b> Nebraska 49 <b>63</b>	145 <b>A</b> Missouri 51 <b>68</b>
		93 <b>H</b> Saint Louis 35 <b>68</b>	147 <b>H</b> Loyola Chicago 50 <b>63</b>
		99 <b>H</b> Southern Ill. 67 <b>103</b>	156 <b>N</b> North Ala. 67 <b>85</b>
			179 <b>A</b> Austin Peay 61 <b>74</b>
			179 <b>H</b> Austin Peay 62 <b>79</b>
			211 <b>H</b> Tennessee Tech 50 <b>65</b>
			214 <b>A</b> Eastern Ill. 71 <b>77</b>
			229 <b>A</b> Murray St. 60 <b>74</b>
			229 <b>H</b> Murray St. 61 <b>70</b>
			253 <b>H</b> Jacksonville St. 44 <b>53</b>
			279 <b>A</b> Morehead St. 69 <b>75</b>
			279 <b>H</b> Morehead St. 55 <b>63</b>
			285 <b>A</b> Eastern Ky. 46 <b>49</b>
			285 <b>H</b> Eastern Ky. 38 <b>68</b>
			313 <b>A</b> Georgia St. 73 <b>74</b>
			320 <b>H</b> Evansville 85 <b>74</b>
			334 <b>A</b> Tennessee St. 76 <b>63</b>
			336 <b>H</b> Purdue Fort Wayne 57 <b>53</b>
LAST 10 Division I			
229 <b>H</b> Murray St. 61 <b>70</b>	279 <b>H</b> Morehead St. 55 <b>63</b>		
179 <b>H</b> Austin Peay 62 <b>79</b>	229 <b>A</b> Murray St. 60 <b>74</b>		
119 <b>A</b> Southeast Mo. St. 57 <b>80</b>	179 <b>A</b> Austin Peay 61 <b>74</b>		
214 <b>A</b> Eastern Ill. 71 <b>77</b>	50 <b>H</b> UT Martin 39 <b>79</b>		
285 <b>H</b> Eastern Ky. 38 <b>68</b>	119 <b>H</b> Southeast Mo. St. 56 <b>66</b>		

Non-Div I Games: Quincy

65 **70**

SIUE

■ Loss, 
 ■ Non-Conf, 
 ■ S Site, 
 ■ H Home 
 ■ A Away 
 N Neutral

SMU				STRENGTH OF SCHEDULE	OPP. STRENGTH OF SCHEDULE	TEAM RPI	ADJ. RPI	CONF. RPI	ADJ CONF. RPI
Average RPI Win:	226	WON-LOST RECORD	WINNING PCT. RANK						
Average RPI Loss:	133		LAST 10 GAMES						
DIV. I ONLY	12- 14	195	5-5	188	124	218	218	9	9
DIV. I NON-CONF.	6- 6	164	0	196	259	239	239	10	10
-----									
TOTALS	RPI 1-25	RPI 26-50	W-L RECORDS	RPI 51-100	RPI 101-150	RPI 150+			
12- 14	0- 2	0- 1	OVERALL	1- 2	0- 2	11- 7			
9- 7	0- 2	0- 0	HOME	1- 1	0- 0	8- 4			
2- 7	0- 0	0- 1	AWAY	0- 1	0- 2	2- 3			
1- 0	0- 0	0- 0	NEUTRAL	0- 0	0- 0	1- 0			
6- 6	0- 1	0- 0	NON-CONFERENCE	1- 0	0- 2	5- 3			
5- 4	0- 1	0- 0	HOME	1- 0	0- 0	4- 3			
0- 2	0- 0	0- 0	AWAY	0- 0	0- 2	0- 0			
1- 0	0- 0	0- 0	NEUTRAL	0- 0	0- 0	1- 0			
6- 8	0- 1	0- 1	CONFERENCE	0- 2	0- 0	6- 4			
4- 3	0- 1	0- 0	HOME	0- 1	0- 0	4- 1			
2- 5	0- 0	0- 1	AWAY	0- 1	0- 0	2- 3			
0- 0	0- 0	0- 0	NEUTRAL	0- 0	0- 0	0- 0			

RPI 1-25				RPI 26-50				RPI 51-100				RPI 101+ Team's RPI: 218			
RPI	S	Opponent	Score	RPI	S	Opponent	Score	RPI	S	Opponent	Score	RPI	S	Opponent	Score
6	H	UConn	42 80	39	A	UCF	57 67	66	H	Rice	55 43	105	A	UT Arlington	46 51
16	H	TCU	56 57					74	H	Cincinnati	58 73	115	A	Pacific	49 77
								90	A	Temple	62 85	155	H	Wright St.	61 69
												157	H	Tulane	66 67
												160	A	Wichita St.	72 67
												160	H	Wichita St.	64 44
												191	A	Houston	53 55
												191	H	Houston	60 47
												192	A	Memphis	52 57
												220	H	UTEP	60 56
												224	H	Northern Colo.	52 61
												232	H	George Mason	58 59
												234	H	North Dakota	66 51
												245	A	East Carolina	55 47
												245	H	East Carolina	53 45
												270	A	Tulsa	58 65
												270	H	Tulsa	57 38
												283	N	CSUN	68 58
												290	H	UC Irvine	59 56
												342	H	McNeese	81 60
-----															
LAST 10 Division I															
191	H	Houston	60 47	191	A	Houston	53 55								
160	A	Wichita St.	72 67	39	A	UCF	57 67								
270	A	Tulsa	58 65	160	H	Wichita St.	64 44								
245	H	East Carolina	53 45	270	H	Tulsa	57 38								
74	H	Cincinnati	58 73	192	A	Memphis	52 57								

Non-Div I Games:

SMU

■ Loss, 
 ■ Non-Conf, 
 ■ S Site, 
 ■ H Home 
 ■ A Away 
 N Neutral

Average RPI Win:	253	WON-LOST	WINNING	LAST 10	STRENGTH OF	OPP. STRENGTH	TEAM	ADJ.	CONF.	ADJ CONF.
Average RPI Loss:	186	RECORD	PCT. RANK	GAMES	SCHEDULE	OF SCHEDULE	RPI	RPI	RPI	RPI
DIV. I ONLY	6- 18	311	4-6	276	225	308	308	18	18	
DIV. I NON-CONF.	0- 7	338	0	266	233	344	344	17	17	
TOTALS	RPI 1-25	RPI 26-50	W-L RECORDS	RPI 51-100	RPI 101-150	RPI 150+				
6- 18	0- 1	0- 0	OVERALL	0- 1	0- 2	6- 14				
2- 8	0- 1	0- 0	HOME	0- 1	0- 1	2- 5				
4- 10	0- 0	0- 0	AWAY	0- 0	0- 1	4- 9				
0- 0	0- 0	0- 0	NEUTRAL	0- 0	0- 0	0- 0				
0- 7	0- 1	0- 0	NON-CONFERENCE	0- 0	0- 0	0- 6				
0- 1	0- 1	0- 0	HOME	0- 0	0- 0	0- 0				
0- 6	0- 0	0- 0	AWAY	0- 0	0- 0	0- 6				
0- 0	0- 0	0- 0	NEUTRAL	0- 0	0- 0	0- 0				
6- 11	0- 0	0- 0	CONFERENCE	0- 1	0- 2	6- 8				
2- 7	0- 0	0- 0	HOME	0- 1	0- 1	2- 5				
4- 4	0- 0	0- 0	AWAY	0- 0	0- 1	4- 3				
0- 0	0- 0	0- 0	NEUTRAL	0- 0	0- 0	0- 0				

RPI 1-25				RPI 26-50				RPI 51-100				RPI 101+ Team's RPI: 308			
RPI	S	Opponent	Score	RPI	S	Opponent	Score	RPI	S	Opponent	Score	RPI	S	Opponent	Score
21	H	Ohio St.	74 104					82	H	Montana St.	48 85	123	A	Idaho	44 70
												123	H	Idaho	88 96
												161	A	UC Davis	75 77
												162	A	Northern Ariz.	107 114
												162	H	Northern Ariz.	65 85
												163	A	San Jose St.	67 73
												165	H	Montana	60 64
												168	A	Idaho St.	62 80
												168	H	Idaho St.	51 75
												178	A	Southern Utah	71 62
												178	H	Southern Utah	87 82
												215	A	Portland St.	73 70
												224	A	Northern Colo.	73 90
												224	H	Northern Colo.	63 73
												233	A	San Francisco	82 87
												246	A	Nevada	72 83
												300	A	Eastern Wash.	74 67
												300	H	Eastern Wash.	73 78
												304	A	Seattle U	84 88
												314	A	Cal Poly	43 62
												322	A	Weber St.	91 67
												322	H	Weber St.	58 52
LAST 10 Division I															
123	H	Idaho	88 96	322	H	Weber St.	58 52	123	A	Idaho	44 70				
300	H	Eastern Wash.	73 78	300	A	Eastern Wash.	74 67	162	H	Northern Ariz.	65 85				
224	A	Northern Colo.	73 90	215	A	Portland St.	73 70								
178	A	Southern Utah	71 62												
168	H	Idaho St.	51 75												

Non-Div I Games: Cal Maritime 86 55 Pacific Union 94 35

Sacramento St.

RPI

Average RPI Win: 307		WON-LOST	WINNING	LAST 10	STRENGTH OF	OPP. STRENGTH	TEAM	ADJ.	CONF.	ADJ CONF.
Average RPI Loss: 171		RECORD	PCT. RANK	GAMES	SCHEDULE	OF SCHEDULE	RPI	RPI	RPI	RPI
DIV. I ONLY		11- 16	230	4-6	285	312	275	275	30	30
DIV. I NON-CONF.		2- 9	304	0	64	167	220	220	30	30
TOTALS		RPI 1-25	RPI 26-50	W-L RECORDS	RPI 51-100	RPI 101-150	RPI 150+			
11- 16	0- 0		0- 2	OVERALL	0- 3	0- 4	11- 7			
5- 6	0- 0		0- 0	HOME	0- 1	0- 2	5- 3			
5- 9	0- 0		0- 1	AWAY	0- 2	0- 2	5- 4			
1- 1	0- 0		0- 1	NEUTRAL	0- 0	0- 0	1- 0			
2- 9	0- 0		0- 2	NON-CONFERENCE	0- 3	0- 2	2- 2			
0- 3	0- 0		0- 0	HOME	0- 1	0- 1	0- 1			
1- 5	0- 0		0- 1	AWAY	0- 2	0- 1	1- 1			
1- 1	0- 0		0- 1	NEUTRAL	0- 0	0- 0	1- 0			
9- 7	0- 0		0- 0	CONFERENCE	0- 0	0- 2	9- 5			
5- 3	0- 0		0- 0	HOME	0- 0	0- 1	5- 2			
4- 4	0- 0		0- 0	AWAY	0- 0	0- 1	4- 3			
0- 0	0- 0		0- 0	NEUTRAL	0- 0	0- 0	0- 0			

[illegible]

Non-Div I Games:

Saint Francis (PA)

Loss, Non-Conf, S Site, H Home A Away N Neutral



## Saint Joseph's

Through Games Of Feb. 24, 2020

Average RPI Win: <b>183</b>	WON-LOST	WINNING	LAST 10	STRENGTH OF	OPP. STRENGTH	TEAM	ADJ.	CONF.	ADJ CONF.
Average RPI Loss: <b>127</b>	RECORD	PCT. RANK	GAMES	SCHEDULE	OF SCHEDULE	RPI	RPI	RPI	RPI
DIV. I ONLY	9- 17	268	2-8	122	120	225	225	12	12
DIV. I NON-CONF.	6- 6	164	0	103	115	148	148	11	11
TOTALS	RPI 1-25	RPI 26-50	W-L RECORDS	RPI 51-100	RPI 101-150	RPI 150+			
9- 17	0- 0	0- 1	OVERALL	2- 5	3- 6	4- 5			
5- 8	0- 0	0- 1	HOME	1- 2	1- 2	3- 3			
3- 7	0- 0	0- 0	AWAY	0- 2	2- 4	1- 1			
1- 2	0- 0	0- 0	NEUTRAL	1- 1	0- 0	0- 1			
6- 6	0- 0	0- 1	NON-CONFERENCE	2- 3	1- 1	3- 1			
4- 2	0- 0	0- 1	HOME	1- 1	0- 0	3- 0			
1- 2	0- 0	0- 0	AWAY	0- 1	1- 1	0- 0			
1- 2	0- 0	0- 0	NEUTRAL	1- 1	0- 0	0- 1			
3- 11	0- 0	0- 0	CONFERENCE	0- 2	2- 5	1- 4			
1- 6	0- 0	0- 0	HOME	0- 1	1- 2	0- 3			
2- 5	0- 0	0- 0	AWAY	0- 1	1- 3	1- 1			
0- 0	0- 0	0- 0	NEUTRAL	0- 0	0- 0	0- 0			

RPI 1-25				RPI 26-50				RPI 51-100				RPI 101+				Team's RPI: 225	
RPI	S	Opponent	Score	RPI	S	Opponent	Score	RPI	S	Opponent	Score	RPI	S	Opponent	Score		
				43	H	Drexel	52 62	52	H	Dayton	44 59	102	A	VCU	40 47		
								53	H	Penn	45 55	110	A	Auburn	62 66		
								71	A	Villanova	44 60	114	H	Richmond	67 56		
								77	N	Seton Hall	39 55	125	A	Columbia	71 57		
								90	H	Temple	67 63	131	A	Davidson	63 54		
								93	A	Saint Louis	48 63	134	A	Duquesne	42 53		
								97	N	Harvard	63 39	134	H	Duquesne	51 58		
												141	H	George Washington	50 56		
												148	A	Massachusetts	43 61		
												171	A	La Salle	59 67		
												171	H	La Salle	53 59		
												182	H	American	72 51		
												209	H	Rhode Island	47 49		
												212	N	Furman	48 63		
												232	H	George Mason	49 54		
												296	A	St. Bonaventure	61 60		
												306	H	Navy	49 40		
												310	H	Sacred Heart	71 44		
LAST 10 Division I																	
				232	H	George Mason	49 54	52	H	Dayton	44 59						
				131	A	Davidson	63 54	141	H	George Washington	50 56						
				171	H	La Salle	53 59	171	A	La Salle	59 67						
				134	A	Duquesne	42 53	296	A	St. Bonaventure	61 60						
				93	A	Saint Louis	48 63	134	H	Duquesne	51 58						

Non-Div I Games:

Saint Joseph's

■ Loss, 
 ■ Non-Conf, 
 ■ S Site, 
 ■ H Home 
 ■ A Away 
 N Neutral

Average RPI Win: <b>165</b>	WON-LOST	WINNING	LAST 10	STRENGTH OF	OPP. STRENGTH	TEAM	ADJ.	CONF.	ADJ CONF.
Average RPI Loss: <b>107</b>	RECORD	PCT. RANK	GAMES	SCHEDULE	OF SCHEDULE	RPI	RPI	RPI	RPI
DIV. I ONLY	<b>16- 11</b>	<b>118</b>	<b>6-4</b>	<b>87</b>	<b>106</b>	<b>93</b>	<b>93</b>	<b>12</b>	<b>12</b>
DIV. I NON-CONF.	<b>8- 5</b>	<b>117</b>	<b>0</b>	<b>81</b>	<b>70</b>	<b>71</b>	<b>71</b>	<b>11</b>	<b>11</b>
TOTALS	RPI 1-25	RPI 26-50	W-L RECORDS	RPI 51-100	RPI 101-150	RPI 150+			
16- 11	0- 1	1- 0	OVERALL	4- 3	4- 6	7- 1			
9- 4	0- 1	1- 0	HOME	3- 0	3- 3	2- 0			
7- 7	0- 0	0- 0	AWAY	1- 3	1- 3	5- 1			
0- 0	0- 0	0- 0	NEUTRAL	0- 0	0- 0	0- 0			
8- 5	0- 1	1- 0	NON-CONFERENCE	3- 1	1- 3	3- 0			
4- 2	0- 1	1- 0	HOME	2- 0	1- 1	0- 0			
4- 3	0- 0	0- 0	AWAY	1- 1	0- 2	3- 0			
0- 0	0- 0	0- 0	NEUTRAL	0- 0	0- 0	0- 0			
8- 6	0- 0	0- 0	CONFERENCE	1- 2	3- 3	4- 1			
5- 2	0- 0	0- 0	HOME	1- 0	2- 2	2- 0			
3- 4	0- 0	0- 0	AWAY	0- 2	1- 1	2- 1			
0- 0	0- 0	0- 0	NEUTRAL	0- 0	0- 0	0- 0			

RPI 1-25				RPI 26-50				RPI 51-100 Team's RPI: 93				RPI 101+			
RPI	S	Opponent	Score	RPI	S	Opponent	Score	RPI	S	Opponent	Score	RPI	S	Opponent	Score
14	H	Princeton	50 <b>66</b>	50	H	UT Martin	56 50	52	A	Dayton	47 <b>48</b>	102	A	VCU	60 <b>67</b>
								74	A	Cincinnati	60 50	102	H	VCU	52 <b>65</b>
								84	A	Fordham	54 <b>66</b>	119	H	Southeast Mo. St.	76 61
								84	H	Fordham	59 49	120	A	Vanderbilt	50 <b>62</b>
								86	H	Illinois St.	61 56	121	H	Kansas	60 <b>68</b>
								88	H	Colgate	61 51	131	H	Davidson	58 <b>65</b>
								99	A	Southern Ill.	53 <b>61</b>	134	H	Duquesne	53 50
												141	A	George Washington	59 45
												145	A	Missouri	58 <b>83</b>
												148	H	Massachusetts	71 56
												171	A	La Salle	77 61
												186	A	Northern Ky.	67 42
												209	A	Rhode Island	63 <b>72</b>
												225	H	Saint Joseph's	63 48
												232	A	George Mason	64 51
												272	A	Indiana St.	55 53
												296	H	St. Bonaventure	72 51
												340	A	SIUE	68 35
LAST 10 Division I															
				102	A	VCU	60 <b>67</b>					225	H	Saint Joseph's	63 48
				84	H	Fordham	59 49					141	A	George Washington	59 45
				148	H	Massachusetts	71 56					134	H	Duquesne	53 50
				209	A	Rhode Island	63 <b>72</b>					84	A	Fordham	54 <b>66</b>
				232	A	George Mason	64 51					52	A	Dayton	47 <b>48</b>

Non-Div I Games:

Saint Louis

## Saint Mary's (CA)

Through Games Of Feb. 24, 2020

Average RPI Win:	208	WON-LOST	WINNING	LAST 10	STRENGTH OF	OPP. STRENGTH	TEAM	ADJ.	CONF.	ADJ CONF.
Average RPI Loss:	109	RECORD	PCT. RANK	GAMES	SCHEDULE	OF SCHEDULE	RPI	RPI	RPI	RPI
DIV. I ONLY	11- 16	230	2-8	78	123	166	166	11	11	
DIV. I NON-CONF.	5- 6	187	0	82	158	167	167	12	12	
TOTALS	RPI 1-25	RPI 26-50	W-L RECORDS	RPI 51-100	RPI 101-150	RPI 150+				
11- 16	1- 2	1- 2	OVERALL	0- 2	0- 7	9- 3				
7- 6	1- 1	1- 1	HOME	0- 1	0- 3	5- 0				
3- 10	0- 1	0- 1	AWAY	0- 1	0- 4	3- 3				
1- 0	0- 0	0- 0	NEUTRAL	0- 0	0- 0	1- 0				
5- 6	0- 1	1- 2	NON-CONFERENCE	0- 0	0- 1	4- 2				
4- 2	0- 1	1- 1	HOME	0- 0	0- 0	3- 0				
0- 4	0- 0	0- 1	AWAY	0- 0	0- 1	0- 2				
1- 0	0- 0	0- 0	NEUTRAL	0- 0	0- 0	1- 0				
6- 10	1- 1	0- 0	CONFERENCE	0- 2	0- 6	5- 1				
3- 4	1- 0	0- 0	HOME	0- 1	0- 3	2- 0				
3- 6	0- 1	0- 0	AWAY	0- 1	0- 3	3- 1				
0- 0	0- 0	0- 0	NEUTRAL	0- 0	0- 0	0- 0				

RPI 1-25				RPI 26-50				RPI 51-100				RPI 101+ Team's RPI: 166			
RPI	S	Opponent	Score	RPI	S	Opponent	Score	RPI	S	Opponent	Score	RPI	S	Opponent	Score
12	A	Gonzaga	49 74	33	H	Western Ky.	80 73	79	A	BYU	39 60	112	A	San Diego	59 73
12	H	Gonzaga	70 60	37	H	Marquette	63 77	79	H	BYU	55 65	112	H	San Diego	54 72
23	H	NC State	70 87	39	A	UCF	58 67					115	A	Pacific	53 65
												115	H	Pacific	66 68
												121	A	Kansas	81 86
												139	A	Portland	65 78
												139	H	Portland	53 72
												161	H	UC Davis	83 74
												181	A	Wyoming	67 69
												195	A	Pepperdine	64 73
												195	H	Pepperdine	85 78
												204	A	Santa Clara	95 87
												233	A	San Francisco	86 79
												246	A	Nevada	72 78
												255	H	UC Santa Barbara	64 43
												293	A	LMU (CA)	70 61
												293	H	LMU (CA)	86 70
												296	N	St. Bonaventure	72 57
												314	H	Cal Poly	84 67
LAST 10 Division I															
115	A	Pacific	53 65	195	A	Pepperdine	64 73								
112	A	San Diego	59 73	293	A	LMU (CA)	70 61								
79	A	BYU	39 60	115	H	Pacific	66 68								
12	H	Gonzaga	70 60	79	H	BYU	55 65								
139	H	Portland	53 72	112	H	San Diego	54 72								

Non-Div I Games:

Saint Mary's (CA)

■ Loss, 
 ■ Non-Conf, S Site, 
 ■ Home 
 ■ Away 
 N Neutral

## Saint Peter's

Through Games Of Feb. 24, 2020

Average RPI Win:	271	WON-LOST	WINNING	LAST 10	STRENGTH OF	OPP. STRENGTH	TEAM	ADJ.	CONF.	ADJ CONF.
Average RPI Loss:	232	RECORD	PCT. RANK	GAMES	SCHEDULE	OF SCHEDULE	RPI	RPI	RPI	RPI
DIV. I ONLY	8- 18	285	4-6	340	325	323	323	24	24	
DIV. I NON-CONF.	3- 6	235	0	342	347	323	323	25	25	
TOTALS	RPI 1-25	RPI 26-50	W-L RECORDS	RPI 51-100	RPI 101-150	RPI 150+				
8- 18	0- 0	0- 0	OVERALL	1- 2	0- 1	7- 15				
5- 7	0- 0	0- 0	HOME	1- 1	0- 1	4- 5				
3- 11	0- 0	0- 0	AWAY	0- 1	0- 0	3- 10				
0- 0	0- 0	0- 0	NEUTRAL	0- 0	0- 0	0- 0				
3- 6	0- 0	0- 0	NON-CONFERENCE	0- 0	0- 1	3- 5				
1- 2	0- 0	0- 0	HOME	0- 0	0- 1	1- 1				
2- 4	0- 0	0- 0	AWAY	0- 0	0- 0	2- 4				
0- 0	0- 0	0- 0	NEUTRAL	0- 0	0- 0	0- 0				
5- 12	0- 0	0- 0	CONFERENCE	1- 2	0- 0	4- 10				
4- 5	0- 0	0- 0	HOME	1- 1	0- 0	3- 4				
1- 7	0- 0	0- 0	AWAY	0- 1	0- 0	1- 6				
0- 0	0- 0	0- 0	NEUTRAL	0- 0	0- 0	0- 0				

RPI 1-25				RPI 26-50				RPI 51-100				RPI 101+				Team's RPI: 323	
RPI	S	Opponent	Score	RPI	S	Opponent	Score	RPI	S	Opponent	Score	RPI	S	Opponent	Score		
								61	A	Marist	76	96	133	H	Lehigh	71	80
								61	H	Marist	60	82	190	H	Quinnipiac	64	91
								91	H	Rider	67	56	206	A	Manhattan	64	68
													206	H	Manhattan	52	85
													221	A	Iona	59	69
													226	A	Fairfield	48	67
													226	H	Fairfield	66	63
													240	H	Morgan St.	78	77
													249	A	Howard	80	92
													262	A	Delaware St.	66	89
													278	A	Siena	64	71
													278	H	Siena	87	83
													280	A	Wagner	89	90
													284	A	Niagara	89	97
													284	H	Niagara	64	68
													299	A	Monmouth	57	59
													299	H	Monmouth	67	81
													317	H	Fairleigh Dickinson	71	77
													326	A	NJIT	73	76
													330	A	LIU Brooklyn	89	74
													331	A	Coppin St.	82	57
													337	A	Canisius	86	68
													337	H	Canisius	67	58
LAST 10 Division I																	
				278	A	Siena	64	71	299	A	Monmouth	57	59				
				61	H	Marist	60	82	91	H	Rider	67	56				
				226	H	Fairfield	66	63	206	A	Manhattan	64	68				
				337	H	Canisius	67	58	190	H	Quinnipiac	64	91				
				284	H	Niagara	64	68	337	A	Canisius	86	68				

Non-Div I Games:

Saint Peter's

■ Loss, 
 ■ Non-Conf, 
 ■ S Site, 
 ■ H Home 
 ■ A Away 
 N Neutral

Average RPI Win:	258	WON-LOST	WINNING	LAST 10	STRENGTH OF	OPP. STRENGTH	TEAM	ADJ.	CONF.	ADJ CONF.
Average RPI Loss:	166	RECORD	PCT. RANK	GAMES	SCHEDULE	OF SCHEDULE	RPI	RPI	RPI	RPI
DIV. I ONLY	16- 7	60	7-3	338	227	154	154	23	23	
DIV. I NON-CONF.	2- 4	235	0	316	109	263	263	24	24	
TOTALS	RPI 1-25	RPI 26-50	W-L RECORDS	RPI 51-100	RPI 101-150	RPI 150+				
16- 7	0- 0	0- 0	OVERALL	1- 2	0- 2	15- 3				
8- 2	0- 0	0- 0	HOME	1- 0	0- 1	7- 1				
8- 5	0- 0	0- 0	AWAY	0- 2	0- 1	8- 2				
0- 0	0- 0	0- 0	NEUTRAL	0- 0	0- 0	0- 0				
2- 4	0- 0	0- 0	NON-CONFERENCE	0- 1	0- 1	2- 2				
1- 0	0- 0	0- 0	HOME	0- 0	0- 0	1- 0				
1- 4	0- 0	0- 0	AWAY	0- 1	0- 1	1- 2				
0- 0	0- 0	0- 0	NEUTRAL	0- 0	0- 0	0- 0				
14- 3	0- 0	0- 0	CONFERENCE	1- 1	0- 1	13- 1				
7- 2	0- 0	0- 0	HOME	1- 0	0- 1	6- 1				
7- 1	0- 0	0- 0	AWAY	0- 1	0- 0	7- 0				
0- 0	0- 0	0- 0	NEUTRAL	0- 0	0- 0	0- 0				

RPI 1-25				RPI 26-50				RPI 51-100				RPI 101+				Team's RPI: 154	
RPI	S	Opponent	Score	RPI	S	Opponent	Score	RPI	S	Opponent	Score	RPI	S	Opponent	Score		
								56	A	Oklahoma	71	95	118	H	Abilene Christian	73	81
								95	A	A&M-Corpus Christi	54	57	135	A	Texas Tech	57	99
								96	H	SFA	63	55	158	A	New Orleans	78	46
													208	H	Louisiana	77	73
													217	A	Oral Roberts	41	64
													239	A	Southeastern La.	84	69
													239	H	Southeastern La.	81	75
													243	A	Central Ark.	72	54
													243	H	Central Ark.	73	58
													257	H	Incarnate Word	74	77
													266	A	Nicholls St.	80	77
													266	H	Nicholls St.	87	71
													271	A	Lamar University	75	68
													271	H	Lamar University	68	47
													287	A	Ole Miss	69	75
													312	A	UTSA	81	77
													316	A	Houston Baptist	97	69
													316	H	Houston Baptist	75	60
													338	A	Northwestern St.	79	69
													342	H	McNeese	92	59
LAST 10 Division I																	
				316	H	Houston Baptist	75	60					257	H	Incarnate Word	74	77
				271	A	Lamar University	75	68					96	H	SFA	63	55
				243	H	Central Ark.	73	58					95	A	A&M-Corpus Christi	54	57
				239	H	Southeastern La.	81	75					118	H	Abilene Christian	73	81
				266	A	Nicholls St.	80	77					316	A	Houston Baptist	97	69

Non-Div I Games: Jarvis Christian 114 46 Howard Payne 91 49 Wiley 102 52

Sam Houston St.

Loss, Non-Conf, S Site, H Home A Away N Neutral

Average RPI Win:	268	WON-LOST	WINNING	LAST 10	STRENGTH OF	OPP. STRENGTH	TEAM	ADJ.	CONF.	ADJ CONF.
Average RPI Loss:	131	RECORD	PCT. RANK	GAMES	SCHEDULE	OF SCHEDULE	RPI	RPI	RPI	RPI
DIV. I ONLY	12- 14	195	7-3	186	245	173	173	26	26	
DIV. I NON-CONF.	4- 10	259	0	60	213	156	156	22	22	
TOTALS	RPI 1-25	RPI 26-50	W-L RECORDS	RPI 51-100	RPI 101-150	RPI 150+				
12- 14	0- 1	0- 4	OVERALL	0- 1	1- 2	11- 6				
3- 5	0- 0	0- 2	HOME	0- 0	0- 0	3- 3				
8- 9	0- 1	0- 2	AWAY	0- 1	1- 2	7- 3				
1- 0	0- 0	0- 0	NEUTRAL	0- 0	0- 0	1- 0				
4- 10	0- 1	0- 4	NON-CONFERENCE	0- 1	0- 2	4- 2				
0- 3	0- 0	0- 2	HOME	0- 0	0- 0	0- 1				
3- 7	0- 1	0- 2	AWAY	0- 1	0- 2	3- 1				
1- 0	0- 0	0- 0	NEUTRAL	0- 0	0- 0	1- 0				
8- 4	0- 0	0- 0	CONFERENCE	0- 0	1- 0	7- 4				
3- 2	0- 0	0- 0	HOME	0- 0	0- 0	3- 2				
5- 2	0- 0	0- 0	AWAY	0- 0	1- 0	4- 2				
0- 0	0- 0	0- 0	NEUTRAL	0- 0	0- 0	0- 0				

RPI 1-25				RPI 26-50				RPI 51-100				RPI 101+ Team's RPI: 173			
RPI	S	Opponent	Score	RPI	S	Opponent	Score	RPI	S	Opponent	Score	RPI	S	Opponent	Score
22	A	Kentucky	49 79	26	A	Florida St.	59 88	84	A	Fordham	37 68	122	A	UAB	69 76
				33	H	Western Ky.	84 88					128	A	Florida	48 84
				47	H	Troy	65 74					132	A	UNC Greensboro	56 42
				50	A	UT Martin	75 80					156	A	North Ala.	79 63
												196	A	Chattanooga	58 64
												196	H	Chattanooga	60 46
												211	H	Tennessee Tech	57 72
												212	A	Furman	69 77
												212	H	Furman	59 72
												216	A	Kennesaw St.	55 60
												229	A	Murray St.	84 56
												273	A	Wofford	74 58
												273	H	Wofford	63 69
												291	A	ETSU	76 60
												291	H	ETSU	68 34
												318	N	Hofstra	65 45
												328	A	Mercer	60 54
												328	H	Mercer	72 64
												329	A	Alabama St.	83 48
												339	A	Western Caro.	62 50
LAST 10 Division I															
196	A	Chattanooga	58 64	132	A	UNC Greensboro	56 42								
291	A	ETSU	76 60	339	A	Western Caro.	62 50								
328	A	Mercer	60 54	291	H	ETSU	68 34								
273	H	Wofford	63 69	196	H	Chattanooga	60 46								
212	H	Furman	59 72	328	H	Mercer	72 64								

Non-Div I Games: Montevallo 81 60

Samford

■ Loss, 
 ■ Non-Conf, 
 ■ S Site, 
 ■ Home 
 ■ A Away 
 N Neutral

Average RPI Win:	197	WON-LOST	WINNING	LAST 10	STRENGTH OF	OPP. STRENGTH	TEAM	ADJ.	CONF.	ADJ CONF.
Average RPI Loss:	128	RECORD	PCT. RANK	GAMES	SCHEDULE	OF SCHEDULE	RPI	RPI	RPI	RPI
DIV. I ONLY	16- 10	94	8-2	134	141	112	112	11	11	
DIV. I NON-CONF.	5- 5	164	0	225	303	232	232	12	12	
TOTALS	RPI 1-25	RPI 26-50	W-L RECORDS	RPI 51-100	RPI 101-150	RPI 150+				
16- 10	0- 2	0- 0	OVERALL	1- 1	4- 3	11- 4				
9- 5	0- 1	0- 0	HOME	1- 0	2- 3	6- 1				
7- 5	0- 1	0- 0	AWAY	0- 1	2- 0	5- 3				
0- 0	0- 0	0- 0	NEUTRAL	0- 0	0- 0	0- 0				
5- 5	0- 0	0- 0	NON-CONFERENCE	0- 0	0- 3	5- 2				
3- 4	0- 0	0- 0	HOME	0- 0	0- 3	3- 1				
2- 1	0- 0	0- 0	AWAY	0- 0	0- 0	2- 1				
0- 0	0- 0	0- 0	NEUTRAL	0- 0	0- 0	0- 0				
11- 5	0- 2	0- 0	CONFERENCE	1- 1	4- 0	6- 2				
6- 1	0- 1	0- 0	HOME	1- 0	2- 0	3- 0				
5- 4	0- 1	0- 0	AWAY	0- 1	2- 0	3- 2				
0- 0	0- 0	0- 0	NEUTRAL	0- 0	0- 0	0- 0				

RPI	S	Opponent	Score	RPI	S	Opponent	Score	RPI	S	Opponent	Score	RPI	S	Opponent	Score	Team's RPI: 112
12	A	Gonzaga	46 57					79	A	BYU	36 52	115	A	Pacific	66 64	
12	H	Gonzaga	42 57					79	H	BYU	51 45	115	H	Pacific	66 61	
												123	H	Idaho	32 65	
												126	H	Washington	47 65	
												135	H	Texas Tech	60 64	
												139	A	Portland	62 58	
												139	H	Portland	74 55	
												163	A	San Jose St.	82 88	
												166	A	Saint Mary's (CA)	72 54	
												166	H	Saint Mary's (CA)	73 59	
												176	H	Towson	81 67	
												195	A	Pepperdine	57 73	
												204	A	Santa Clara	66 78	
												204	H	Santa Clara	50 47	
												230	H	Cal St. Fullerton	67 72	
												233	A	San Francisco	61 58	
												233	H	San Francisco	54 50	
												235	A	San Diego St.	70 47	
												281	A	Air Force	70 59	
												283	H	CSUN	59 40	
												293	A	LMU (CA)	67 59	
												299	H	Monmouth	57 49	
LAST 10 Division I																
204	A	Santa Clara	66 78	139	A	Portland	62 58									
233	A	San Francisco	61 58	12	A	Gonzaga	46 57									
166	H	Saint Mary's (CA)	73 59	233	H	San Francisco	54 50									
115	H	Pacific	66 61	204	H	Santa Clara	50 47									
79	H	BYU	51 45	115	A	Pacific	66 64									

Non-Div I Games: Biola 81 28

San Diego

Average RPI Win: 242		WON-LOST	WINNING	LAST 10	STRENGTH OF	OPP. STRENGTH	TEAM	ADJ.	CONF.	ADJ CONF.
Average RPI Loss: 182		RECORD	PCT. RANK	GAMES	SCHEDULE	OF SCHEDULE	RPI	RPI	RPI	RPI
DIV. I ONLY		12- 16	219	5-5	196	255	235	235	17	17
DIV. I NON-CONF.		4- 7	225	0	243	327	283	283	21	21
TOTALS		RPI 1-25	RPI 26-50		W-L RECORDS		RPI 51-100	RPI 101-150	RPI 150+	
12- 16	0- 0	0- 0		OVERALL		0- 4	0- 2		12- 10	
7- 8	0- 0	0- 0		HOME		0- 2	0- 2		7- 4	
5- 8	0- 0	0- 0		AWAY		0- 2	0- 0		5- 6	
0- 0	0- 0	0- 0		NEUTRAL		0- 0	0- 0		0- 0	
4- 7	0- 0	0- 0		NON-CONFERENCE		0- 0	0- 2		4- 5	
2- 5	0- 0	0- 0		HOME		0- 0	0- 2		2- 3	
2- 2	0- 0	0- 0		AWAY		0- 0	0- 0		2- 2	
0- 0	0- 0	0- 0		NEUTRAL		0- 0	0- 0		0- 0	
8- 9	0- 0	0- 0		CONFERENCE		0- 4	0- 0		8- 5	
5- 3	0- 0	0- 0		HOME		0- 2	0- 0		5- 1	
3- 6	0- 0	0- 0		AWAY		0- 2	0- 0		3- 4	
0- 0	0- 0	0- 0		NEUTRAL		0- 0	0- 0		0- 0	

RPI 1-25				RPI 26-50				RPI 51-100				RPI 101+				Team's RPI: 235	
RPI	S	Opponent	Score	RPI	S	Opponent	Score	RPI	S	Opponent	Score	RPI	S	Opponent	Score		
								73	A	Fresno St.	54	79	112	H	San Diego	47	70
								73	H	Fresno St.	60	65	137	H	California	48	74
								100	A	Boise St.	72	86	163	A	San Jose St.	67	84
								100	H	Boise St.	67	69	176	H	Towson	80	72
													181	A	Wyoming	67	81
													181	H	Wyoming	67	60
													199	A	Hawaii	58	61
													206	A	UNLV	67	72
													206	H	UNLV	48	39
													222	A	New Mexico	67	58
													222	H	New Mexico	75	74
													230	H	Cal St. Fullerton	55	45
													246	A	Nevada	69	70
													248	H	Alabama A&M	53	61
													255	A	UC Santa Barbara	52	64
													257	A	Incarinate Word	57	48
													258	H	Arkansas St.	62	71
													276	A	Colorado St.	64	61
													276	H	Colorado St.	59	49
													281	H	Air Force	49	51
													282	A	Utah St.	59	51
													282	H	Utah St.	66	62
													283	H	CSUN	69	74
													295	A	California Baptist	80	68
LAST 10 Division I																	
				276	A	Colorado St.	64	61	282	A	Utah St.	59	51				
				206	A	UNLV	67	72	222	H	New Mexico	75	74				
				100	H	Boise St.	67	69	206	H	UNLV	48	39				
				222	A	New Mexico	67	58	181	A	Wyoming	67	81				
				281	H	Air Force	49	51	246	A	Nevada	69	70				

Non-Div I Games:	Westcliff	77	56
------------------	-----------	----	----

San Diego St.

Loss, Non-Conf, S Site, H Home A Away N Neutral



## San Francisco

Through Games Of Feb. 24, 2020

Average RPI Win:	236	WON-LOST	WINNING	LAST 10	STRENGTH OF	OPP. STRENGTH	TEAM	ADJ.	CONF.	ADJ CONF.
Average RPI Loss:	123	RECORD	PCT. RANK	GAMES	SCHEDULE	OF SCHEDULE	RPI	RPI	RPI	RPI
DIV. I ONLY	10- 18	262	3-7	141	126	233	233	11	11	
DIV. I NON-CONF.	7- 5	131	0	166	219	144	144	12	12	
TOTALS	RPI 1-25	RPI 26-50	W-L RECORDS	RPI 51-100	RPI 101-150	RPI 150+				
10- 18	0- 4	0- 0	OVERALL	1- 1	0- 7	9- 6				
5- 9	0- 2	0- 0	HOME	1- 0	0- 4	4- 3				
2- 8	0- 1	0- 0	AWAY	0- 1	0- 3	2- 3				
3- 1	0- 1	0- 0	NEUTRAL	0- 0	0- 0	3- 0				
7- 5	0- 2	0- 0	NON-CONFERENCE	0- 0	0- 2	7- 1				
3- 2	0- 1	0- 0	HOME	0- 0	0- 1	3- 0				
1- 2	0- 0	0- 0	AWAY	0- 0	0- 1	1- 1				
3- 1	0- 1	0- 0	NEUTRAL	0- 0	0- 0	3- 0				
3- 13	0- 2	0- 0	CONFERENCE	1- 1	0- 5	2- 5				
2- 7	0- 1	0- 0	HOME	1- 0	0- 3	1- 3				
1- 6	0- 1	0- 0	AWAY	0- 1	0- 2	1- 2				
0- 0	0- 0	0- 0	NEUTRAL	0- 0	0- 0	0- 0				

RPI 1-25				RPI 26-50				RPI 51-100				RPI 101+ Team's RPI: 233			
RPI	S	Opponent	Score	RPI	S	Opponent	Score	RPI	S	Opponent	Score	RPI	S	Opponent	Score
8	H	Stanford	71 97					79	A	BYU	44 57	112	A	San Diego	50 54
12	A	Gonzaga	38 56					79	H	BYU	60 58	112	H	San Diego	58 61
12	H	Gonzaga	46 69									115	H	Pacific	61 84
15	N	Mississippi St.	38 73									123	H	Idaho	60 66
												126	A	Washington	54 73
												139	A	Portland	49 69
												139	H	Portland	66 73
												161	A	UC Davis	67 79
												166	H	Saint Mary's (CA)	79 86
												191	N	Houston	80 57
												195	A	Pepperdine	70 82
												195	H	Pepperdine	64 70
												204	A	Santa Clara	72 66
												204	H	Santa Clara	72 80
												224	A	Northern Colo.	90 83
												230	H	Cal St. Fullerton	71 63
												261	N	Bowling Green	64 56
												283	H	CSUN	79 61
												290	N	UC Irvine	68 61
												293	A	LMU (CA)	69 76
												293	H	LMU (CA)	70 68
												308	H	Sacramento St.	87 82
LAST 10 Division I															
				79	H	BYU	60 58					195	H	Pepperdine	64 70
				112	H	San Diego	58 61					204	A	Santa Clara	72 66
				139	A	Portland	49 69					112	A	San Diego	50 54
				12	A	Gonzaga	38 56					79	A	BYU	44 57
				293	H	LMU (CA)	70 68					12	H	Gonzaga	46 69

Non-Div I Games:

San Francisco

■ Loss, 
 ■ Non-Conf, 
 ■ S Site, 
 ■ Home 
 ■ A Away 
 N Neutral

Average RPI Win:	234	WON-LOST	WINNING	LAST 10	STRENGTH OF	OPP. STRENGTH	TEAM	ADJ.	CONF.	ADJ CONF.
Average RPI Loss:	175	RECORD	PCT. RANK	GAMES	SCHEDULE	OF SCHEDULE	RPI	RPI	RPI	RPI
DIV. I ONLY	16- 11	118	5-5	241	212	163	163	17	17	
DIV. I NON-CONF.	5- 5	164	0	283	236	223	223	21	21	
TOTALS	RPI 1-25	RPI 26-50	W-L RECORDS	RPI 51-100	RPI 101-150	RPI 150+				
16- 11	0- 0	0- 0	OVERALL	1- 4	2- 0	13- 7				
10- 3	0- 0	0- 0	HOME	1- 1	2- 0	7- 2				
6- 6	0- 0	0- 0	AWAY	0- 2	0- 0	6- 4				
0- 2	0- 0	0- 0	NEUTRAL	0- 1	0- 0	0- 1				
5- 5	0- 0	0- 0	NON-CONFERENCE	0- 1	2- 0	3- 4				
4- 0	0- 0	0- 0	HOME	0- 0	2- 0	2- 0				
1- 3	0- 0	0- 0	AWAY	0- 0	0- 0	1- 3				
0- 2	0- 0	0- 0	NEUTRAL	0- 1	0- 0	0- 1				
11- 6	0- 0	0- 0	CONFERENCE	1- 3	0- 0	10- 3				
6- 3	0- 0	0- 0	HOME	1- 1	0- 0	5- 2				
5- 3	0- 0	0- 0	AWAY	0- 2	0- 0	5- 1				
0- 0	0- 0	0- 0	NEUTRAL	0- 0	0- 0	0- 0				

RPI 1-25			RPI 26-50			RPI 51-100			RPI 101+			Team's RPI: 163
RPI	S	Opponent	Score	RPI	S	Opponent	Score	RPI	S	Opponent	Score	
						73 A Fresno St.	76 78	112 H San Diego			88 82	
						73 H Fresno St.	76 85	144 H Buffalo			95 88	
						79 N BYU	56 75	162 N Northern Ariz.			64 67	
						100 A Boise St.	67 85	181 A Wyoming			45 80	
						100 H Boise St.	74 61	204 A Santa Clara			81 89	
								206 H UNLV			62 60	
								222 A New Mexico			81 80	
								222 H New Mexico			89 85	
								231 A CSU Bakersfield			71 75	
								235 H San Diego St.			84 67	
								246 A Nevada			72 70	
								246 H Nevada			76 80	
								255 A UC Santa Barbara			73 70	
								276 A Colorado St.			58 53	
								276 H Colorado St.			69 64	
								281 A Air Force			68 60	
								281 H Air Force			66 67	
								282 A Utah St.			76 61	
								282 H Utah St.			76 38	
								290 A UC Irvine			77 79	
								300 H Eastern Wash.			84 66	
								308 H Sacramento St.			73 67	
LAST 10 Division I												
						282 H Utah St.	76 38	246 H Nevada			76 80	
						276 H Colorado St.	69 64	181 A Wyoming			45 80	
						100 A Boise St.	67 85	100 H Boise St.			74 61	
						281 H Air Force	66 67	281 A Air Force			68 60	
						73 A Fresno St.	76 78	222 H New Mexico			89 85	

Non-Div I Games: La Verne 128 62

San Jose St.

Santa Clara

Through Games Of Feb. 24, 2020

Average RPI Win:	178	WON-LOST	WINNING	LAST 10	STRENGTH OF	OPP. STRENGTH	TEAM	ADJ.	CONF.	ADJ CONF.
Average RPI Loss:	135	RECORD	PCT. RANK	GAMES	SCHEDULE	OF SCHEDULE	RPI	RPI	RPI	RPI
DIV. I ONLY	9- 17	268	2-8	83	125	204	204	11	11	
DIV. I NON-CONF.	5- 5	164	0	61	190	99	99	12	12	
TOTALS	RPI 1-25	RPI 26-50	W-L RECORDS	RPI 51-100	RPI 101-150	RPI 150+				
9- 17	0- 4	0- 0	OVERALL	1- 2	2- 4	6- 7				
5- 7	0- 1	0- 0	HOME	1- 1	2- 1	2- 4				
3- 9	0- 3	0- 0	AWAY	0- 1	0- 3	3- 2				
1- 1	0- 0	0- 0	NEUTRAL	0- 0	0- 0	1- 1				
5- 5	0- 2	0- 0	NON-CONFERENCE	1- 0	0- 1	4- 2				
2- 1	0- 0	0- 0	HOME	1- 0	0- 0	1- 1				
2- 3	0- 2	0- 0	AWAY	0- 0	0- 1	2- 0				
1- 1	0- 0	0- 0	NEUTRAL	0- 0	0- 0	1- 1				
4- 12	0- 2	0- 0	CONFERENCE	0- 2	2- 3	2- 5				
3- 6	0- 1	0- 0	HOME	0- 1	2- 1	1- 3				
1- 6	0- 1	0- 0	AWAY	0- 1	0- 2	1- 2				
0- 0	0- 0	0- 0	NEUTRAL	0- 0	0- 0	0- 0				

RPI 1-25				RPI 26-50				RPI 51-100				RPI 101+ Team's RPI: 204			
RPI	S	Opponent	Score	RPI	S	Opponent	Score	RPI	S	Opponent	Score	RPI	S	Opponent	Score
10	A	Missouri St.	64 71					73	H	Fresno St.	90 66	112	A	San Diego	47 50
12	A	Gonzaga	46 53					79	A	BYU	48 71	112	H	San Diego	78 66
12	H	Gonzaga	52 67					79	H	BYU	51 60	115	H	Pacific	75 65
24	A	Arizona	52 65									137	A	California	65 69
												139	A	Portland	62 84
												139	H	Portland	77 80
												161	A	UC Davis	62 61
												163	H	San Jose St.	89 81
												165	N	Montana	68 58
												166	H	Saint Mary's (CA)	87 95
												183	N	Delaware	80 81
												195	A	Pepperdine	71 79
												195	H	Pepperdine	61 79
												233	A	San Francisco	80 72
												233	H	San Francisco	66 72
												283	A	CSUN	76 55
												289	H	Long Beach St.	46 54
												293	A	LMU (CA)	59 75
												293	H	LMU (CA)	76 60
LAST 10 Division I															
112	H	San Diego	78 66	293	H	LMU (CA)	76 60								
79	H	BYU	51 60	233	H	San Francisco	66 72								
12	A	Gonzaga	46 53	79	A	BYU	48 71								
139	A	Portland	62 84	112	A	San Diego	47 50								
195	H	Pepperdine	61 79	139	H	Portland	77 80								

Non-Div I Games: UC Santa Cruz 109 51

Santa Clara

Loss, Non-Conf, S Site, H Home A Away N Neutral

Average RPI Win:	302	WON-LOST	WINNING	LAST 10	STRENGTH OF	OPP. STRENGTH	TEAM	ADJ.	CONF.	ADJ CONF.
Average RPI Loss:	215	RECORD	PCT. RANK	GAMES	SCHEDULE	OF SCHEDULE	RPI	RPI	RPI	RPI
DIV. I ONLY	9- 14	244	5-5	317	344	304	304	31	31	
DIV. I NON-CONF.	3- 7	252	0	239	319	289	289	32	32	
TOTALS	RPI 1-25	RPI 26-50	W-L RECORDS	RPI 51-100	RPI 101-150	RPI 150+				
9- 14	0- 0	0- 0	OVERALL	0- 1	0- 2	9- 11				
7- 4	0- 0	0- 0	HOME	0- 1	0- 1	7- 2				
2- 10	0- 0	0- 0	AWAY	0- 0	0- 1	2- 9				
0- 0	0- 0	0- 0	NEUTRAL	0- 0	0- 0	0- 0				
3- 7	0- 0	0- 0	NON-CONFERENCE	0- 1	0- 2	3- 4				
2- 2	0- 0	0- 0	HOME	0- 1	0- 1	2- 0				
1- 5	0- 0	0- 0	AWAY	0- 0	0- 1	1- 4				
0- 0	0- 0	0- 0	NEUTRAL	0- 0	0- 0	0- 0				
6- 7	0- 0	0- 0	CONFERENCE	0- 0	0- 0	6- 7				
5- 2	0- 0	0- 0	HOME	0- 0	0- 0	5- 2				
1- 5	0- 0	0- 0	AWAY	0- 0	0- 0	1- 5				
0- 0	0- 0	0- 0	NEUTRAL	0- 0	0- 0	0- 0				

RPI 1-25				RPI 26-50				RPI 51-100				RPI 101+ Team's RPI: 304			
RPI	S	Opponent	Score	RPI	S	Opponent	Score	RPI	S	Opponent	Score	RPI	S	Opponent	Score
								82	H	Montana St.	65 73	123	H	Idaho	84 90
												126	A	Washington	46 78
												162	A	Northern Ariz.	80 88
												168	A	Idaho St.	48 73
												210	H	UMKC	65 76
												227	A	Grand Canyon	60 63
												227	H	Grand Canyon	48 56
												230	A	Cal St. Fullerton	63 81
												231	A	CSU Bakersfield	43 55
												231	H	CSU Bakersfield	63 57
												282	A	Utah St.	63 70
												289	H	Long Beach St.	66 54
												295	A	California Baptist	83 49
												302	A	Utah Valley	58 70
												302	H	Utah Valley	82 80
												308	H	Sacramento St.	88 84
												314	A	Cal Poly	72 49
												315	A	UTRGV	81 85
												315	H	UTRGV	78 70
												321	A	New Mexico St.	65 83
												321	H	New Mexico St.	67 57
												347	H	Chicago St.	80 51
LAST 10 Division I															
				231	A	CSU Bakersfield	43 55	295	A	California Baptist	83 49				
				227	A	Grand Canyon	60 63	231	H	CSU Bakersfield	63 57				
				315	H	UTRGV	78 70	227	H	Grand Canyon	48 56				
				321	H	New Mexico St.	67 57	321	A	New Mexico St.	65 83				
				302	H	Utah Valley	82 80	315	A	UTRGV	81 85				

Non-Div I Games: Warner Pacific 89 47 Saint Martin's 91 81 Central Wash. 75 65

Seattle U

Loss, Non-Conf, S Site, H Home A Away N Neutral

## Seton Hall

Through Games Of Feb. 24, 2020

Average RPI Win:	168	WON-LOST	WINNING	LAST 10	STRENGTH OF	OPP. STRENGTH	TEAM	ADJ.	CONF.	ADJ CONF.
Average RPI Loss:	49	RECORD	PCT. RANK	GAMES	SCHEDULE	OF SCHEDULE	RPI	RPI	RPI	RPI
DIV. I ONLY	16- 11	118	6-4	56	74	77	77	6	6	
DIV. I NON-CONF.	7- 4	100	0	65	112	89	89	6	6	
TOTALS	RPI 1-25	RPI 26-50	W-L RECORDS	RPI 51-100	RPI 101-150	RPI 150+				
16- 11	0- 4	2- 2	OVERALL	2- 4	2- 1	10- 0				
8- 5	0- 3	2- 0	HOME	0- 2	1- 0	5- 0				
6- 5	0- 1	0- 2	AWAY	2- 1	0- 1	4- 0				
2- 1	0- 0	0- 0	NEUTRAL	0- 1	1- 0	1- 0				
7- 4	0- 2	0- 0	NON-CONFERENCE	0- 1	2- 1	5- 0				
4- 2	0- 2	0- 0	HOME	0- 0	1- 0	3- 0				
1- 1	0- 0	0- 0	AWAY	0- 0	0- 1	1- 0				
2- 1	0- 0	0- 0	NEUTRAL	0- 1	1- 0	1- 0				
9- 7	0- 2	2- 2	CONFERENCE	2- 3	0- 0	5- 0				
4- 3	0- 1	2- 0	HOME	0- 2	0- 0	2- 0				
5- 4	0- 1	0- 2	AWAY	2- 1	0- 0	3- 0				
0- 0	0- 0	0- 0	NEUTRAL	0- 0	0- 0	0- 0				

RPI 1-25				RPI 26-50				RPI 51-100 Team's RPI: 77				RPI 101+			
RPI	S	Opponent	Score	RPI	S	Opponent	Score	RPI	S	Opponent	Score	RPI	S	Opponent	Score
6	H	UConn	78 92	37	A	Marquette	60 81	63	A	St. John's (NY)	76 77	102	H	VCU	53 33
14	H	Princeton	76 78	37	H	Marquette	72 60	63	H	St. John's (NY)	66 82	120	N	Vanderbilt	69 65
20	A	DePaul	68 85	42	A	Creighton	66 78	67	N	Georgia Tech	54 79	133	A	Lehigh	68 75
20	H	DePaul	76 86	42	H	Creighton	82 70	71	A	Villanova	65 63	170	A	Providence	71 45
								71	H	Villanova	55 61	170	H	Providence	97 55
								89	A	Butler	67 62	174	H	Lafayette	74 50
												221	A	Iona	89 37
												225	N	Saint Joseph's	55 39
												226	H	Fairfield	74 44
												241	A	Georgetown	61 47
												241	H	Georgetown	79 60
												254	A	Xavier	83 61
												310	H	Sacred Heart	95 69
LAST 10 Division I															
63	A	St. John's (NY)	76 77	71	A	Villanova	65 63								
42	A	Creighton	66 78	241	A	Georgetown	61 47								
170	A	Providence	71 45	63	H	St. John's (NY)	66 82								
20	H	DePaul	76 86	170	H	Providence	97 55								
37	H	Marquette	72 60	42	H	Creighton	82 70								

Non-Div I Games:

Seton Hall

■ Loss, 
 ■ Non-Conf, 
 ■ S Site, 
 ■ H Home 
 ■ A Away 
 N Neutral

S  
i  
e  
n  
a

S  
i  
e  
n  
a

## Siena

Page 262

# South Alabama

Through Games Of Feb. 24, 2020

Average RPI Win: <b>260</b>	WON-LOST	WINNING	LAST 10	STRENGTH OF	OPP. STRENGTH	TEAM	ADJ.	CONF.	ADJ CONF.
Average RPI Loss: <b>142</b>	RECORD	PCT. RANK	GAMES	SCHEDULE	OF SCHEDULE	RPI	RPI	RPI	RPI
DIV. I ONLY	11- 14	210	5-5	240	203	247	247	21	21
DIV. I NON-CONF.	3- 7	252	0	242	64	288	288	20	20
TOTALS	RPI 1-25	RPI 26-50	W-L RECORDS	RPI 51-100	RPI 101-150	RPI 150+			
11- 14	0- 0	0- 2	OVERALL	1- 3	0- 3	10- 6			
7- 7	0- 0	0- 1	HOME	1- 2	0- 2	6- 2			
4- 7	0- 0	0- 1	AWAY	0- 1	0- 1	4- 4			
0- 0	0- 0	0- 0	NEUTRAL	0- 0	0- 0	0- 0			
3- 7	0- 0	0- 1	NON-CONFERENCE	1- 1	0- 2	2- 3			
2- 4	0- 0	0- 1	HOME	1- 1	0- 1	1- 1			
1- 3	0- 0	0- 0	AWAY	0- 0	0- 1	1- 2			
0- 0	0- 0	0- 0	NEUTRAL	0- 0	0- 0	0- 0			
8- 7	0- 0	0- 1	CONFERENCE	0- 2	0- 1	8- 3			
5- 3	0- 0	0- 0	HOME	0- 1	0- 1	5- 1			
3- 4	0- 0	0- 1	AWAY	0- 1	0- 0	3- 2			
0- 0	0- 0	0- 0	NEUTRAL	0- 0	0- 0	0- 0			

RPI S	Opponent	Score	RPI S	Opponent	Score	RPI S	Opponent	Score	RPI S	Opponent	Score	Team's RPI: 247
44	H Rutgers	56 77	65	H Alabama	62 74	105	H UT Arlington	45 68	110	H Auburn	62 82	
47	A Troy	68 85	78	A Coastal Caro.	73 76	122	A UAB	61 77	157	A Tulane	62 53	
			78	H Coastal Caro.	62 71	196	H Little Rock	58 69	198	H Miami (OH)	73 76	
			95	H A&M-Corpus Christi	83 82	205	A Southern Miss.	55 62	208	A Louisiana	68 73	
						208	H Louisiana	78 63	236	H Appalachian St.	81 66	
						236	A Appalachian St.	59 71	256	H Texas St.	78 76	
						258	H Arkansas St.	87 71	291	A ETSU	60 65	
						298	A Ga. Southern	71 65	313	A Georgia St.	81 64	
						334	H Tennessee St.	70 48	350	A La.-Monroe	73 39	
						350	H La.-Monroe	72 63				
LAST 10 Division I												
196	H Little Rock	58 69	208	H Louisiana	78 63							
258	H Arkansas St.	87 71	47	A Troy	68 85							
78	A Coastal Caro.	73 76	256	H Texas St.	78 76							
236	A Appalachian St.	59 71	105	H UT Arlington	45 68							
350	A La.-Monroe	73 39	298	A Ga. Southern	71 65							

Non-Div I Games: William Carey 68 52 Mobile 103 59

South Alabama

Loss, Non-Conf, S Site, H Home A Away N Neutral

Team Carolina				Through Games Of Feb. 11, 1918						
Average RPI Win:	97	WON-LOST	WINNING	LAST 10	STRENGTH OF	OPP. STRENGTH	TEAM	ADJ.	CONF.	ADJ CONF.
Average RPI Loss:	19	RECORD	PCT. RANK	GAMES	SCHEDULE	OF SCHEDULE	RPI	RPI	RPI	RPI
DIV. I ONLY	27- 1	1	10-0	11	4	2	2	4	4	
DIV. I NON-CONF.	13- 1	9	1-0	22	5	3	3	5	5	
TOTALS	RPI 1-25	RPI 26-50		W-L RECORDS		RPI 51-100	RPI 101-150	RPI 150+		
27- 1	7- 1	5- 0		OVERALL		5- 0	5- 0	5- 0		
14- 0	4- 0	4- 0		HOME		1- 0	2- 0	3- 0		
11- 0	2- 0	1- 0		AWAY		4- 0	2- 0	2- 0		
2- 1	1- 1	0- 0		NEUTRAL		0- 0	1- 0	0- 0		
13- 1	4- 1	2- 0		NON-CONFERENCE		2- 0	1- 0	4- 0		
7- 0	2- 0	2- 0		HOME		0- 0	0- 0	3- 0		
4- 0	1- 0	0- 0		AWAY		2- 0	0- 0	1- 0		
2- 1	1- 1	0- 0		NEUTRAL		0- 0	1- 0	0- 0		
14- 0	3- 0	3- 0		CONFERENCE		3- 0	4- 0	1- 0		
7- 0	2- 0	2- 0		HOME		1- 0	2- 0	0- 0		
7- 0	1- 0	1- 0		AWAY		2- 0	2- 0	1- 0		
0- 0	0- 0	0- 0		NEUTRAL		0- 0	0- 0	0- 0		

RPI 1-25				Team's RPI: 2		RPI 26-50				RPI 51-100				RPI 101+			
RPI	S	Opponent	Score	RPI	S	Opponent	Score	RPI	S	Opponent	Score	RPI	S	Opponent	Score		
3	A	Maryland	63 54	31	H	LSU	63 48	52	A	Dayton	75 49	108	N	Washington St.	68 53		
4	N	Baylor	74 59	34	H	South Dakota	73 60	55	H	Tennessee	69 48	110	H	Auburn	79 53		
6	H	UConn	70 52	35	A	Arkansas	86 65	65	A	Alabama	93 78	120	A	Vanderbilt	93 57		
15	H	Mississippi St.	81 79	35	H	Arkansas	91 82	70	A	Georgia	88 53	120	H	Vanderbilt	95 44		
19	N	Indiana	57 71	41	H	Purdue	85 49	90	A	Temple	78 71	145	A	Missouri	78 45		
22	A	Kentucky	67 58									223	A	Clemson	84 48		
22	H	Kentucky	99 72									236	H	Appalachian St.	92 50		
25	H	Duke	89 46									287	A	Ole Miss	87 32		
												327	H	USC Upstate	112 32		
												329	H	Alabama St.	103 43		
LAST 10 Division I																	
				22	A	Kentucky	67 58	35	A	Arkansas	86 65						
				31	H	LSU	63 48	55	H	Tennessee	69 48						
				120	H	Vanderbilt	95 44	287	A	Ole Miss	87 32						
				110	H	Auburn	79 53	70	A	Georgia	88 53						
				6	H	UConn	70 52	15	H	Mississippi St.	81 79						

Non-Div I Games:

South Carolina



Average RPI Win:	334	WON-LOST	WINNING	LAST 10	STRENGTH OF	OPP. STRENGTH	TEAM	ADJ.	CONF.	ADJ CONF.
Average RPI Loss:	241	RECORD	PCT. RANK	GAMES	SCHEDULE	OF SCHEDULE	RPI	RPI	RPI	RPI
DIV. I ONLY	3- 24	340	1-9	345	347	349	349	29	29	
DIV. I NON-CONF.	1- 12	335	0	323	348	347	347	29	29	
TOTALS	RPI 1-25	RPI 26-50	W-L RECORDS	RPI 51-100	RPI 101-150	RPI 150+				
3- 24	0- 0	0- 0	OVERALL	0- 1	0- 2	3- 21				
1- 10	0- 0	0- 0	HOME	0- 0	0- 1	1- 9				
2- 13	0- 0	0- 0	AWAY	0- 1	0- 1	2- 11				
0- 1	0- 0	0- 0	NEUTRAL	0- 0	0- 0	0- 1				
1- 12	0- 0	0- 0	NON-CONFERENCE	0- 1	0- 0	1- 11				
0- 5	0- 0	0- 0	HOME	0- 0	0- 0	0- 5				
1- 6	0- 0	0- 0	AWAY	0- 1	0- 0	1- 5				
0- 1	0- 0	0- 0	NEUTRAL	0- 0	0- 0	0- 1				
2- 12	0- 0	0- 0	CONFERENCE	0- 0	0- 2	2- 10				
1- 5	0- 0	0- 0	HOME	0- 0	0- 1	1- 4				
1- 7	0- 0	0- 0	AWAY	0- 0	0- 1	1- 6				
0- 0	0- 0	0- 0	NEUTRAL	0- 0	0- 0	0- 0				

RPI S	Opponent	Score	RPI S	Opponent	Score	RPI S	Opponent	Score	RPI S	Opponent	Score	Team's RPI: 349
						78 A	Coastal Caro.	44 85	106 A	Bethune-Cookman	70 86	
									106 H	Bethune-Cookman	55 66	
									153 A	N.C. A&T	55 66	
									156 N	North Ala.	46 99	
									175 A	Norfolk St.	42 76	
									201 H	Radford	45 60	
									206 A	UNLV	57 66	
									234 H	North Dakota	53 95	
									240 A	Morgan St.	47 77	
									240 H	Morgan St.	47 60	
									249 A	Howard	47 78	
									250 A	UNC Asheville	51 82	
									262 H	Delaware St.	64 76	
									263 H	Col. of Charleston	55 76	
									274 A	UNCW	46 84	
									305 H	Presbyterian	49 70	
									307 A	N.C. Central	49 90	
									313 A	Georgia St.	52 77	
									325 H	UMES	60 55	
									327 A	USC Upstate	47 58	
									328 H	Mercer	55 66	
LAST 10 Division I												
341 A	Florida A&M	45 57	153 A	N.C. A&T	55 66	331 A	Coppin St.	71 60				
106 A	Bethune-Cookman	70 86	307 A	N.C. Central	49 90	331 H	Coppin St.	42 61				
240 H	Morgan St.	47 60	106 H	Bethune-Cookman	55 66	341 A	Florida A&M	45 57				
331 H	Coppin St.	42 61	175 A	Norfolk St.	42 76	341 H	Florida A&M	39 44				
262 H	Delaware St.	64 76	325 H	UMES	60 55	345 A	Charleston So.	81 75				

Non-Div I Games:

South Carolina St.

■ Loss, 
 ■ Non-Conf, S Site, 
 ■ Home 
 ■ Away 
 N Neutral

# South Dakota

Through Games Of Feb. 24, 2020

Average RPI Win:	192	WON-LOST	WINNING	LAST 10	STRENGTH OF	OPP. STRENGTH	TEAM	ADJ.	CONF.	ADJ CONF.
Average RPI Loss:	6	RECORD	PCT. RANK	GAMES	SCHEDULE	OF SCHEDULE	RPI	RPI	RPI	RPI

DIV. I ONLY	25- 2	6	10-0	197	97	34	34	19	19
DIV. I NON-CONF.	10- 2	29	0	74	3	16	16	18	18

TOTALS	RPI 1-25	RPI 26-50	W-L RECORDS	RPI 51-100	RPI 101-150	RPI 150+
25- 2	1- 2	2- 0	OVERALL	2- 0	4- 0	16- 0
12- 1	0- 1	2- 0	HOME	1- 0	1- 0	8- 0
11- 1	0- 1	0- 0	AWAY	1- 0	3- 0	7- 0
2- 0	1- 0	0- 0	NEUTRAL	0- 0	0- 0	1- 0
10- 2	1- 2	2- 0	NON-CONFERENCE	0- 0	4- 0	3- 0
5- 1	0- 1	2- 0	HOME	0- 0	1- 0	2- 0
3- 1	0- 1	0- 0	AWAY	0- 0	3- 0	0- 0
2- 0	1- 0	0- 0	NEUTRAL	0- 0	0- 0	1- 0
15- 0	0- 0	0- 0	CONFERENCE	2- 0	0- 0	13- 0
7- 0	0- 0	0- 0	HOME	1- 0	0- 0	6- 0
8- 0	0- 0	0- 0	AWAY	1- 0	0- 0	7- 0
0- 0	0- 0	0- 0	NEUTRAL	0- 0	0- 0	0- 0

RPI 1-25	RPI 26-50	Team's RPI: 34	RPI 51-100	RPI 101+
RPI S Opponent Score	RPI S Opponent Score		RPI S Opponent Score	RPI S Opponent Score
2 A South Carolina 60 73	28 H Drake 102 94		80 A South Dakota St. 77 67	107 A Utah 84 81
10 H Missouri St. 66 74	42 H Creighton 72 65		80 H South Dakota St. 83 48	127 A Northeastern 80 76
21 N Ohio St. 68 53				130 A Green Bay 66 60
				145 H Missouri 72 56
				165 H Montana 96 64
				180 N Northern Ill. 91 48
				193 A Western Ill. 96 65
				193 H Western Ill. 88 51
				217 A Oral Roberts 77 73
				217 H Oral Roberts 79 56
				234 A North Dakota 93 46
				242 A Denver 92 60
				242 H Denver 104 61
				267 A North Dakota St. 80 36
				267 H North Dakota St. 96 57
				309 A Omaha 71 39
				309 H Omaha 77 44
				331 H Coppin St. 82 44
				336 A Purdue Fort Wayne 62 41
				336 H Purdue Fort Wayne 79 25
LAST 10 Division I				
80 A South Dakota St. 77 67	242 A Denver 92 60			
267 H North Dakota St. 96 57	309 A Omaha 71 39			
217 A Oral Roberts 77 73	217 H Oral Roberts 79 56			
193 H Western Ill. 88 51	336 H Purdue Fort Wayne 79 25			
234 A North Dakota 93 46	80 H South Dakota St. 83 48			

Non-Div I Games: Mt. Marty 110 39

South Dakota

Loss, Non-Conf, S Site, H Home A Away N Neutral

Average RPI Win:	221	WON-LOST	WINNING	LAST 10	STRENGTH OF	OPP. STRENGTH	TEAM	ADJ.	CONF.	ADJ CONF.
Average RPI Loss:	52	RECORD	PCT. RANK	GAMES	SCHEDULE	OF SCHEDULE	RPI	RPI	RPI	RPI
DIV. I ONLY	19- 9	70	7-3	95	139	80	80	19	19	
DIV. I NON-CONF.	7- 6	161	0	16	18	56	56	18	18	
TOTALS	RPI 1-25	RPI 26-50	W-L RECORDS	RPI 51-100	RPI 101-150	RPI 150+				
19- 9	0- 2	0- 6	OVERALL	2- 0	2- 0	15- 1				
10- 4	0- 1	0- 2	HOME	1- 0	0- 0	9- 1				
7- 4	0- 1	0- 3	AWAY	0- 0	1- 0	6- 0				
2- 1	0- 0	0- 1	NEUTRAL	1- 0	1- 0	0- 0				
7- 6	0- 2	0- 4	NON-CONFERENCE	2- 0	2- 0	3- 0				
4- 2	0- 1	0- 1	HOME	1- 0	0- 0	3- 0				
1- 3	0- 1	0- 2	AWAY	0- 0	1- 0	0- 0				
2- 1	0- 0	0- 1	NEUTRAL	1- 0	1- 0	0- 0				
12- 3	0- 0	0- 2	CONFERENCE	0- 0	0- 0	12- 1				
6- 2	0- 0	0- 1	HOME	0- 0	0- 0	6- 1				
6- 1	0- 0	0- 1	AWAY	0- 0	0- 0	6- 0				
0- 0	0- 0	0- 0	NEUTRAL	0- 0	0- 0	0- 0				

RPI 1-25				RPI 26-50				RPI 51-100				RPI 101+			
RPI	S	Opponent	Score	RPI	S	Opponent	Score	RPI	S	Opponent	Score	RPI	S	Opponent	Score
1	A	Oregon	56 95	28	A	Drake	67 74	69	N	South Fla.	61 50	116	N	Notre Dame	65 59
18	H	Central Mich.	74 79	32	N	FGCU	70 71	82	H	Montana St.	60 50	130	A	Green Bay	60 55
				34	A	South Dakota	48 83					181	H	Wyoming	67 40
				34	H	South Dakota	67 77					193	A	Western Ill.	89 48
				37	H	Marquette	58 65					193	H	Western Ill.	75 45
				42	A	Creighton	48 61					196	H	Chattanooga	71 56
												217	A	Oral Roberts	76 61
												217	H	Oral Roberts	58 44
												234	A	North Dakota	74 61
												234	H	North Dakota	99 64
												242	A	Denver	86 79
												242	H	Denver	62 72
												267	H	North Dakota St.	60 52
												309	A	Omaha	68 51
												309	H	Omaha	69 59
												331	H	Coppin St.	94 41
												336	A	Purdue Fort Wayne	100 69
												336	H	Purdue Fort Wayne	89 43
LAST 10 Division I															
				34	H	South Dakota	67 77	217	A	Oral Roberts	76 61				
				234	A	North Dakota	74 61	193	A	Western Ill.	89 48				
				336	H	Purdue Fort Wayne	89 43	267	H	North Dakota St.	60 52				
				242	H	Denver	62 72	34	A	South Dakota	48 83				
				309	H	Omaha	69 59	234	H	North Dakota	99 64				

Non-Div I Games: Dakota Wesleyan 77 46

South Dakota St.

■ Loss, 
 ■ Non-Conf, S Site, 
 ■ Home 
 ■ Away 
 N Neutral

Average RPI Win:	176	WON-LOST	WINNING	LAST 10	STRENGTH OF	OPP. STRENGTH	TEAM	ADJ.	CONF.	ADJ CONF.
Average RPI Loss:	64	RECORD	PCT. RANK	GAMES	SCHEDULE	OF SCHEDULE	RPI	RPI	RPI	RPI
DIV. I ONLY	16- 11	118	6-4	35	83	69	69	9	9	
DIV. I NON-CONF.	8- 6	138	0	38	163	102	102	10	10	
TOTALS	RPI 1-25	RPI 26-50	W-L RECORDS	RPI 51-100	RPI 101-150	RPI 150+				
16- 11	0- 3	0- 3	OVERALL	3- 3	2- 1	11- 1				
12- 2	0- 1	0- 1	HOME	3- 0	2- 0	7- 0				
4- 5	0- 1	0- 1	AWAY	0- 2	0- 0	4- 1				
0- 4	0- 1	0- 1	NEUTRAL	0- 1	0- 1	0- 0				
8- 6	0- 2	0- 1	NON-CONFERENCE	1- 1	2- 1	5- 1				
8- 0	0- 0	0- 0	HOME	1- 0	2- 0	5- 0				
0- 2	0- 1	0- 0	AWAY	0- 0	0- 0	0- 1				
0- 4	0- 1	0- 1	NEUTRAL	0- 1	0- 1	0- 0				
8- 5	0- 1	0- 2	CONFERENCE	2- 2	0- 0	6- 0				
4- 2	0- 1	0- 1	HOME	2- 0	0- 0	2- 0				
4- 3	0- 0	0- 1	AWAY	0- 2	0- 0	4- 0				
0- 0	0- 0	0- 0	NEUTRAL	0- 0	0- 0	0- 0				

RPI 1-25				RPI 26-50				RPI 51-100 Team's RPI: 69				RPI 101+			
RPI	S	Opponent	Score	RPI	S	Opponent	Score	RPI	S	Opponent	Score	RPI	S	Opponent	Score
4	A	Baylor	46 58	32	N	FGCU	77 81	54	H	Texas	64 57	102	H	VCU	77 55
6	H	UConn	47 67	39	A	UCF	48 56	74	A	Cincinnati	55 60	116	N	Notre Dame	51 67
15	N	Mississippi St.	61 86	39	H	UCF	57 64	74	H	Cincinnati	76 68	123	H	Idaho	67 64
								80	N	South Dakota St.	50 61	157	A	Tulane	53 43
								90	A	Temple	66 69	157	H	Tulane	63 56
								90	H	Temple	99 51	160	A	Wichita St.	56 50
												169	H	Jacksonville	70 39
												191	H	Houston	74 45
												192	A	Memphis	68 47
												206	A	UNLV	51 61
												219	H	Brown	70 60
												249	H	Howard	82 53
												270	A	Tulsa	68 52
												275	H	Saint Francis (PA)	62 23
												329	H	Alabama St.	80 29
LAST 10 Division I															
192	A	Memphis	68 47	74	A	Cincinnati	55 60								
39	A	UCF	48 56	191	H	Houston	74 45								
6	H	UConn	47 67	157	H	Tulane	63 56								
157	A	Tulane	53 43	160	A	Wichita St.	56 50								
90	H	Temple	99 51	39	H	UCF	57 64								

Non-Div I Games:

South Fla.

■ Loss, 
 ■ Non-Conf, 
 ■ S Site, 
 ■ Home 
 ■ A Away 
 N Neutral

Average RPI Win:	246	WON-LOST	WINNING	LAST 10	STRENGTH OF	OPP. STRENGTH	TEAM	ADJ.	CONF.	ADJ CONF.
Average RPI Loss:	164	RECORD	PCT. RANK	GAMES	SCHEDULE	OF SCHEDULE	RPI	RPI	RPI	RPI
DIV. I ONLY	19- 6	41	9-1	326	246	119	119	20	20	
DIV. I NON-CONF.	6- 3	90	0	343	154	176	176	23	23	
TOTALS	RPI 1-25	RPI 26-50	W-L RECORDS	RPI 51-100	RPI 101-150	RPI 150+				
19- 6	0- 0	1- 0	OVERALL	1- 2	0- 0	17- 4				
9- 1	0- 0	1- 0	HOME	1- 1	0- 0	7- 0				
10- 5	0- 0	0- 0	AWAY	0- 1	0- 0	10- 4				
0- 0	0- 0	0- 0	NEUTRAL	0- 0	0- 0	0- 0				
6- 3	0- 0	0- 0	NON-CONFERENCE	1- 1	0- 0	5- 2				
2- 0	0- 0	0- 0	HOME	1- 0	0- 0	1- 0				
4- 3	0- 0	0- 0	AWAY	0- 1	0- 0	4- 2				
0- 0	0- 0	0- 0	NEUTRAL	0- 0	0- 0	0- 0				
13- 3	0- 0	1- 0	CONFERENCE	0- 1	0- 0	12- 2				
7- 1	0- 0	1- 0	HOME	0- 1	0- 0	6- 0				
6- 2	0- 0	0- 0	AWAY	0- 0	0- 0	6- 2				
0- 0	0- 0	0- 0	NEUTRAL	0- 0	0- 0	0- 0				

RPI S	Opponent	Score	RPI S	Opponent	Score	RPI S	Opponent	Score	RPI S	Opponent	Score	Team's RPI: 119
			50 H	UT Martin	71 69	57 H	Belmont	45 57	159 A	Eastern Mich.	64 69	
						93 A	Saint Louis	61 76	179 A	Austin Peay	79 66	
						99 H	Southern Ill.	79 65	179 H	Austin Peay	81 43	
									193 A	Western Ill.	91 97	
									211 A	Tennessee Tech	72 59	
									211 H	Tennessee Tech	87 72	
									214 A	Eastern Ill.	77 65	
									229 A	Murray St.	62 70	
									229 H	Murray St.	88 73	
									253 A	Jacksonville St.	51 72	
									253 H	Jacksonville St.	79 52	
									258 A	Arkansas St.	79 67	
									272 A	Indiana St.	68 58	
									279 A	Morehead St.	67 61	
									285 A	Eastern Ky.	60 44	
									287 A	Ole Miss	70 53	
									320 H	Evansville	83 60	
									334 H	Tennessee St.	83 54	
									336 A	Purdue Fort Wayne	58 48	
									340 A	SIUE	66 56	
									340 H	SIUE	80 57	
LAST 10 Division I												
			211 A	Tennessee Tech	72 59		253 H	Jacksonville St.	79 52			
			253 A	Jacksonville St.	51 72		285 A	Eastern Ky.	60 44			
			340 H	SIUE	80 57		279 A	Morehead St.	67 61			
			50 H	UT Martin	71 69		214 A	Eastern Ill.	77 65			
			211 H	Tennessee Tech	87 72		340 A	SIUE	66 56			

Non-Div I Games: Harris-Stowe 106 64 Mo.-St. Louis 70 56

Southeast Mo. St.

Loss, Non-Conf, S Site, H Home A Away N Neutral

Average RPI Win:	250	WON-LOST	WINNING	LAST 10	STRENGTH OF	OPP. STRENGTH	TEAM	ADJ.	CONF.	ADJ CONF.
Average RPI Loss:	167	RECORD	PCT. RANK	GAMES	SCHEDULE	OF SCHEDULE	RPI	RPI	RPI	RPI
DIV. I ONLY	9- 15	248	5-5	193	305	239	239	23	23	
DIV. I NON-CONF.	2- 6	279	0	201	284	250	250	24	24	
TOTALS	RPI 1-25	RPI 26-50	W-L RECORDS	RPI 51-100	RPI 101-150	RPI 150+				
9- 15	0- 0	0- 1	OVERALL	1- 3	0- 2	8- 9				
5- 4	0- 0	0- 0	HOME	1- 0	0- 1	4- 3				
4- 11	0- 0	0- 1	AWAY	0- 3	0- 1	4- 6				
0- 0	0- 0	0- 0	NEUTRAL	0- 0	0- 0	0- 0				
2- 6	0- 0	0- 1	NON-CONFERENCE	0- 1	0- 0	2- 4				
1- 0	0- 0	0- 0	HOME	0- 0	0- 0	1- 0				
1- 6	0- 0	0- 1	AWAY	0- 1	0- 0	1- 4				
0- 0	0- 0	0- 0	NEUTRAL	0- 0	0- 0	0- 0				
7- 9	0- 0	0- 0	CONFERENCE	1- 2	0- 2	6- 5				
4- 4	0- 0	0- 0	HOME	1- 0	0- 1	3- 3				
3- 5	0- 0	0- 0	AWAY	0- 2	0- 1	3- 2				
0- 0	0- 0	0- 0	NEUTRAL	0- 0	0- 0	0- 0				

RPI S	Opponent	Score	RPI S	Opponent	Score	RPI S	Opponent	Score	RPI S	Opponent	Score	Team's RPI: 239
31	A LSU	52 62	65	A Alabama	50 87	118	A Abilene Christian	53 61	118	H Abilene Christian	62 68	
			95	A A&M-Corpus Christi	48 49	152	H Jackson St.	63 59	154	A Sam Houston St.	75 81	
			95	H A&M-Corpus Christi	48 44	154	H Sam Houston St.	69 84	158	H New Orleans	73 57	
			96	A SFA	51 77	191	A Houston	65 78	205	A Southern Miss.	54 62	
						208	A Louisiana	50 60	243	H Central Ark.	63 42	
						257	H Incarnate Word	58 44	265	A Louisiana Tech	78 92	
						266	A Nicholls St.	49 54	266	H Nicholls St.	65 67	
						271	H Lamar University	57 65	316	A Houston Baptist	69 59	
						338	A Northwestern St.	72 56	342	A McNeese	74 67	
						350	A La.-Monroe	65 52				
LAST 10 Division I												
118	H Abilene Christian	62 68	158	H New Orleans	73 57							
95	A A&M-Corpus Christi	48 49	243	H Central Ark.	63 42							
266	A Nicholls St.	49 54	338	A Northwestern St.	72 56							
154	A Sam Houston St.	75 81	342	A McNeese	74 67							
257	H Incarnate Word	58 44	118	A Abilene Christian	53 61							

Non-Div I Games: LSU-Alexandria 89 67

Southeastern La.

Average RPI Win:	161	WON-LOST	WINNING	LAST 10	STRENGTH OF	OPP. STRENGTH	TEAM	ADJ.	CONF.	ADJ CONF.
Average RPI Loss:	61	RECORD	PCT. RANK	GAMES	SCHEDULE	OF SCHEDULE	RPI	RPI	RPI	RPI
DIV. I ONLY	14- 13	170	5-5	37	34	83	83	1	1	
DIV. I NON-CONF.	8- 3	68	0	207	182	106	106	2	2	
TOTALS	RPI 1-25	RPI 26-50	W-L RECORDS	RPI 51-100	RPI 101-150	RPI 150+				
14- 13	2- 6	1- 2	OVERALL	1- 2	4- 2	6- 1				
9- 4	2- 3	1- 1	HOME	0- 0	2- 0	4- 0				
4- 8	0- 3	0- 1	AWAY	0- 1	2- 2	2- 1				
1- 1	0- 0	0- 0	NEUTRAL	1- 1	0- 0	0- 0				
8- 3	0- 1	1- 0	NON-CONFERENCE	1- 1	0- 0	6- 1				
5- 1	0- 1	1- 0	HOME	0- 0	0- 0	4- 0				
2- 1	0- 0	0- 0	AWAY	0- 0	0- 0	2- 1				
1- 1	0- 0	0- 0	NEUTRAL	1- 1	0- 0	0- 0				
6- 10	2- 5	0- 2	CONFERENCE	0- 1	4- 2	0- 0				
4- 3	2- 2	0- 1	HOME	0- 0	2- 0	0- 0				
2- 7	0- 3	0- 1	AWAY	0- 1	2- 2	0- 0				
0- 0	0- 0	0- 0	NEUTRAL	0- 0	0- 0	0- 0				

RPI 1-25				RPI 26-50				RPI 51-100 Team's RPI: 83				RPI 101+			
RPI	S	Opponent	Score	RPI	S	Opponent	Score	RPI	S	Opponent	Score	RPI	S	Opponent	Score
1	H	Oregon	67 93	29	A	Arizona St.	75 76	65	N	Alabama	60 57	107	A	Utah	65 67
8	A	Stanford	59 79	29	H	Arizona St.	54 63	76	A	Colorado	53 66	108	A	Washington St.	66 60
11	A	UCLA	59 83	45	H	Virginia	59 49	87	N	Nebraska	54 67	108	H	Washington St.	74 63
11	H	UCLA	70 68									126	A	Washington	66 75
13	H	Texas A&M	64 74									126	H	Washington	81 78
17	H	Oregon St.	72 66									137	A	California	75 67
24	A	Arizona	57 73									206	H	UNLV	75 54
24	H	Arizona	57 65									246	H	Nevada	50 47
												255	A	UC Santa Barbara	46 57
												283	A	CSUN	69 53
												289	H	Long Beach St.	57 40
												301	A	UC Riverside	76 59
												315	H	UTRGV	80 43
LAST 10 Division I															
108	A	Washington St.	66 60	137	A	California	75 67								
126	A	Washington	66 75	24	A	Arizona	57 73								
1	H	Oregon	67 93	29	A	Arizona St.	75 76								
17	H	Oregon St.	72 66	126	H	Washington	81 78								
8	A	Stanford	59 79	108	H	Washington St.	74 63								

Non-Div I Games:

Southern California

■ Loss, 
 ■ Non-Conf, 
 ■ S Site, 
 ■ H Home 
 ■ A Away 
 N Neutral

Average RPI Win:	189	WON-LOST	WINNING	LAST 10	STRENGTH OF	OPP. STRENGTH	TEAM	ADJ.	CONF.	ADJ CONF.
Average RPI Loss:	82	RECORD	PCT. RANK	GAMES	SCHEDULE	OF SCHEDULE	RPI	RPI	RPI	RPI
DIV. I ONLY	15- 10	105	6-4	107	108	99	99	8	8	
DIV. I NON-CONF.	8- 3	68	0	127	250	65	65	7	7	
TOTALS	RPI 1-25	RPI 26-50	W-L RECORDS	RPI 51-100	RPI 101-150	RPI 150+				
15- 10	1- 1	2- 2	OVERALL	1- 4	1- 2	10- 1				
8- 4	1- 0	2- 1	HOME	1- 2	0- 0	4- 1				
6- 6	0- 1	0- 1	AWAY	0- 2	1- 2	5- 0				
1- 0	0- 0	0- 0	NEUTRAL	0- 0	0- 0	1- 0				
8- 3	0- 0	1- 0	NON-CONFERENCE	1- 1	0- 1	6- 1				
4- 1	0- 0	1- 0	HOME	1- 0	0- 0	2- 1				
3- 2	0- 0	0- 0	AWAY	0- 1	0- 1	3- 0				
1- 0	0- 0	0- 0	NEUTRAL	0- 0	0- 0	1- 0				
7- 7	1- 1	1- 2	CONFERENCE	0- 3	1- 1	4- 0				
4- 3	1- 0	1- 1	HOME	0- 2	0- 0	2- 0				
3- 4	0- 1	0- 1	AWAY	0- 1	1- 1	2- 0				
0- 0	0- 0	0- 0	NEUTRAL	0- 0	0- 0	0- 0				

RPI 1-25				RPI 26-50				RPI 51-100				Team's RPI: 99	RPI 101+			
RPI	S	Opponent	Score	RPI	S	Opponent	Score	RPI	S	Opponent	Score		RPI	S	Opponent	Score
10	A	Missouri St.	57 88	28	A	Drake	76 91	64	A	IUPUI	78 81		119	A	Southeast Mo. St.	65 79
10	H	Missouri St.	70 68	28	H	Drake	65 73	75	A	UNI	66 71		147	A	Loyola Chicago	49 51
				36	H	Bradley	64 50	75	H	UNI	57 60		149	A	Valparaiso	67 51
				50	H	UT Martin	70 59	86	H	Illinois St.	54 62		159	A	Eastern Mich.	85 54
								93	H	Saint Louis	61 53		180	A	Northern Ill.	80 61
													192	H	Memphis	66 70
													193	N	Western Ill.	79 65
													211	H	Tennessee Tech	76 65
													229	H	Murray St.	76 66
													272	A	Indiana St.	78 55
													272	H	Indiana St.	60 42
													320	A	Evansville	70 57
													320	H	Evansville	99 60
													340	A	SIUE	103 67
LAST 10 Division I																
				320	H	Evansville	99 60					36	H	Bradley	64 50	
				272	H	Indiana St.	60 42					86	H	Illinois St.	54 62	
				10	A	Missouri St.	57 88					272	A	Indiana St.	78 55	
				75	A	UNI	66 71					320	A	Evansville	70 57	
				28	A	Drake	76 91					10	H	Missouri St.	70 68	

Non-Div I Games:

Southern Ill.

■ Loss, 
 ■ Non-Conf, 
 ■ S Site, 
 ■ H Home 
 ■ A Away 
 N Neutral



Average RPI Win:	265	WON-LOST	WINNING	LAST 10	STRENGTH OF	OPP. STRENGTH	TEAM	ADJ.	CONF.	ADJ CONF.
Average RPI Loss:	101	RECORD	PCT. RANK	GAMES	SCHEDULE	OF SCHEDULE	RPI	RPI	RPI	RPI
DIV. I ONLY	12- 12	172	3-7	201	160	205	205	13	13	
DIV. I NON-CONF.	6- 3	90	0	319	228	206	206	16	16	
TOTALS	RPI 1-25	RPI 26-50	W-L RECORDS	RPI 51-100	RPI 101-150	RPI 150+				
12- 12	0- 1	0- 4	OVERALL	0- 2	1- 1	11- 4				
7- 7	0- 0	0- 2	HOME	0- 1	1- 1	6- 3				
5- 5	0- 1	0- 2	AWAY	0- 1	0- 0	5- 1				
0- 0	0- 0	0- 0	NEUTRAL	0- 0	0- 0	0- 0				
6- 3	0- 1	0- 0	NON-CONFERENCE	0- 0	1- 0	5- 2				
5- 1	0- 0	0- 0	HOME	0- 0	1- 0	4- 1				
1- 2	0- 1	0- 0	AWAY	0- 0	0- 0	1- 1				
0- 0	0- 0	0- 0	NEUTRAL	0- 0	0- 0	0- 0				
6- 9	0- 0	0- 4	CONFERENCE	0- 2	0- 1	6- 2				
2- 6	0- 0	0- 2	HOME	0- 1	0- 1	2- 2				
4- 3	0- 0	0- 2	AWAY	0- 1	0- 0	4- 0				
0- 0	0- 0	0- 0	NEUTRAL	0- 0	0- 0	0- 0				

RPI 1-25				RPI 26-50				RPI 51-100				RPI 101+				Team's RPI: 205	
RPI	S	Opponent	Score	RPI	S	Opponent	Score	RPI	S	Opponent	Score	RPI	S	Opponent	Score		
15	A	Mississippi St.	58 91	27	A	Old Dominion	50 67	58	H	Middle Tenn.	69 77	102	H	VCU	51 39		
				33	H	Western Ky.	65 81	66	A	Rice	64 75	122	H	UAB	68 74		
				49	A	Charlotte	59 63					157	H	Tulane	58 62		
				49	H	Charlotte	55 59					191	A	Houston	60 75		
												200	A	Fla. Atlantic	71 67		
												220	H	UTEP	72 89		
												228	H	Marshall	65 80		
												239	H	Southeastern La.	62 54		
												247	H	South Alabama	62 55		
												259	A	North Texas	65 57		
												265	A	Louisiana Tech	63 61		
												265	H	Louisiana Tech	66 60		
												287	H	Ole Miss	59 53		
												303	A	FIU	58 53		
												312	H	UTSA	82 65		
												350	A	La.-Monroe	57 42		
												351	H	Mississippi Val.	84 80		
LAST 10 Division I																	
				49	H	Charlotte	55 59	228	H	Marshall	65 80						
				265	A	Louisiana Tech	63 61	49	A	Charlotte	59 63						
				303	A	FIU	58 53	27	A	Old Dominion	50 67						
				200	A	Fla. Atlantic	71 67	58	H	Middle Tenn.	69 77						
				33	H	Western Ky.	65 81	122	H	UAB	68 74						

Non-Div I Games: Faulkner 71 59 William Carey 77 47

Southern Miss.

Loss, Non-Conf, S Site, H Home A Away N Neutral

Average RPI Win:	326	WON-LOST	WINNING	LAST 10	STRENGTH OF	OPP. STRENGTH	TEAM	ADJ.	CONF.	ADJ CONF.
Average RPI Loss:	121	RECORD	PCT. RANK	GAMES	SCHEDULE	OF SCHEDULE	RPI	RPI	RPI	RPI
DIV. I ONLY	11- 13	203	8-2	322	300	244	244	32	32	
DIV. I NON-CONF.	0- 9	338	0	77	8	296	296	31	31	
TOTALS	RPI 1-25	RPI 26-50	W-L RECORDS	RPI 51-100	RPI 101-150	RPI 150+				
11- 13	0- 0	0- 2	OVERALL	0- 4	0- 2	11- 5				
6- 1	0- 0	0- 0	HOME	0- 0	0- 0	6- 1				
5- 10	0- 0	0- 2	AWAY	0- 4	0- 1	5- 3				
0- 2	0- 0	0- 0	NEUTRAL	0- 0	0- 1	0- 1				
0- 9	0- 0	0- 2	NON-CONFERENCE	0- 4	0- 1	0- 2				
0- 0	0- 0	0- 0	HOME	0- 0	0- 0	0- 0				
0- 7	0- 0	0- 2	AWAY	0- 4	0- 0	0- 1				
0- 2	0- 0	0- 0	NEUTRAL	0- 0	0- 1	0- 1				
11- 4	0- 0	0- 0	CONFERENCE	0- 0	0- 1	11- 3				
6- 1	0- 0	0- 0	HOME	0- 0	0- 0	6- 1				
5- 3	0- 0	0- 0	AWAY	0- 0	0- 1	5- 2				
0- 0	0- 0	0- 0	NEUTRAL	0- 0	0- 0	0- 0				

RPI S	Opponent	Score	RPI S	Opponent	Score	RPI S	Opponent	Score	RPI S	Opponent	Score	Team's RPI: 244
44	A Rutgers	58 78	46	A Oklahoma St.	59 72	51	A Iowa St.	36 69	108	N Washington St.	54 69	
						54	A Texas	39 93	143	A Texas Southern	56 61	
						84	A Fordham	52 65	152	A Jackson St.	57 60	
						87	A Nebraska	39 73	152	H Jackson St.	51 72	
									160	A Wichita St.	63 69	
									248	A Alabama A&M	57 59	
									248	H Alabama A&M	55 46	
									250	N UNC Asheville	34 53	
									292	A Prairie View	68 48	
									329	A Alabama St.	61 51	
									329	H Alabama St.	69 47	
									333	H Alcorn	74 57	
									335	A Ark.-Pine Bluff	70 43	
									335	H Ark.-Pine Bluff	85 61	
									344	A Grambling	70 51	
									344	H Grambling	81 57	
									351	A Mississippi Val.	84 54	
									351	H Mississippi Val.	71 40	
LAST 10 Division I												
248	A Alabama A&M	57 59	344	A Grambling	70 51							
329	A Alabama St.	61 51	333	H Alcorn	74 57							
351	H Mississippi Val.	71 40	248	H Alabama A&M	55 46							
335	H Ark.-Pine Bluff	85 61	329	H Alabama St.	69 47							
152	A Jackson St.	57 60	351	A Mississippi Val.	84 54							

Non-Div I Games: Tougaloo 100 39 Wiley 78 55

Southern U.

Loss, Non-Conf, S Site, H Home A Away N Neutral

## Southern Utah

Through Games Of Feb. 24, 2020

Average RPI Win:	247	WON-LOST	WINNING	LAST 10	STRENGTH OF	OPP. STRENGTH	TEAM	ADJ.	CONF.	ADJ CONF.
Average RPI Loss:	180	RECORD	PCT. RANK	GAMES	SCHEDULE	OF SCHEDULE	RPI	RPI	RPI	RPI
DIV. I ONLY	15- 10	105	7-3	279	256	178	178	18	18	
DIV. I NON-CONF.	6- 3	90	0	219	309	113	113	17	17	
TOTALS	RPI 1-25	RPI 26-50	W-L RECORDS	RPI 51-100	RPI 101-150	RPI 150+				
15- 10	0- 1	0- 0	OVERALL	0- 1	0- 1	15- 7				
11- 2	0- 0	0- 0	HOME	0- 0	0- 1	11- 1				
4- 8	0- 1	0- 0	AWAY	0- 1	0- 0	4- 6				
0- 0	0- 0	0- 0	NEUTRAL	0- 0	0- 0	0- 0				
6- 3	0- 1	0- 0	NON-CONFERENCE	0- 0	0- 0	6- 2				
5- 0	0- 0	0- 0	HOME	0- 0	0- 0	5- 0				
1- 3	0- 1	0- 0	AWAY	0- 0	0- 0	1- 2				
0- 0	0- 0	0- 0	NEUTRAL	0- 0	0- 0	0- 0				
9- 7	0- 0	0- 0	CONFERENCE	0- 1	0- 1	9- 5				
6- 2	0- 0	0- 0	HOME	0- 0	0- 1	6- 1				
3- 5	0- 0	0- 0	AWAY	0- 1	0- 0	3- 4				
0- 0	0- 0	0- 0	NEUTRAL	0- 0	0- 0	0- 0				

RPI 1-25				RPI 26-50				RPI 51-100				RPI 101+ Team's RPI: 178			
RPI	S	Opponent	Score	RPI	S	Opponent	Score	RPI	S	Opponent	Score	RPI	S	Opponent	Score
17	A	Oregon St.	45 95					82	A	Montana St.	65 91	123	H	Idaho	56 71
												162	A	Northern Ariz.	76 84
												162	H	Northern Ariz.	82 64
												165	A	Montana	74 81
												168	A	Idaho St.	54 73
												168	H	Idaho St.	72 65
												206	H	UNLV	72 68
												215	A	Portland St.	81 72
												215	H	Portland St.	71 58
												217	H	Oral Roberts	72 58
												224	A	Northern Colo.	68 55
												224	H	Northern Colo.	64 50
												227	A	Grand Canyon	65 69
												230	H	Cal St. Fullerton	79 63
												242	A	Denver	73 81
												290	H	UC Irvine	82 68
												300	H	Eastern Wash.	71 50
												301	H	UC Riverside	79 68
												302	A	Utah Valley	71 58
												308	A	Sacramento St.	82 87
												308	H	Sacramento St.	62 71
												322	A	Weber St.	87 71
												322	H	Weber St.	82 66
LAST 10 Division I															
				322	H	Weber St.	82 66					224	A	Northern Colo.	68 55
				224	H	Northern Colo.	64 50					168	A	Idaho St.	54 73
				162	H	Northern Ariz.	82 64					322	A	Weber St.	87 71
				308	H	Sacramento St.	62 71					123	H	Idaho	56 71
				215	A	Portland St.	81 72					300	H	Eastern Wash.	71 50

Non-Div I Games:

Southern Utah

■ Loss, 
 ■ Non-Conf, 
 ■ S Site, 
 ■ Home 
 ■ A Away 
 N Neutral

St. Bonaventure

Through Games Of Feb. 24, 2020

Average RPI Win:	204	WON-LOST	WINNING	LAST 10	STRENGTH OF	OPP. STRENGTH	TEAM	ADJ.	CONF.	ADJ CONF.
Average RPI Loss:	149	RECORD	PCT. RANK	GAMES	SCHEDULE	OF SCHEDULE	RPI	RPI	RPI	RPI
DIV. I ONLY	7- 20	305	3-7	156	161	296	296	12	12	
DIV. I NON-CONF.	3- 10	282	0	168	282	301	301	11	11	
TOTALS	RPI 1-25	RPI 26-50	W-L RECORDS	RPI 51-100	RPI 101-150	RPI 150+				
7- 20	0- 0	0- 0	OVERALL	0- 4	2- 7	5- 9				
6- 8	0- 0	0- 0	HOME	0- 1	2- 3	4- 4				
0- 11	0- 0	0- 0	AWAY	0- 3	0- 4	0- 4				
1- 1	0- 0	0- 0	NEUTRAL	0- 0	0- 0	1- 1				
3- 10	0- 0	0- 0	NON-CONFERENCE	0- 2	0- 2	3- 6				
2- 5	0- 0	0- 0	HOME	0- 1	0- 1	2- 3				
0- 4	0- 0	0- 0	AWAY	0- 1	0- 1	0- 2				
1- 1	0- 0	0- 0	NEUTRAL	0- 0	0- 0	1- 1				
4- 10	0- 0	0- 0	CONFERENCE	0- 2	2- 5	2- 3				
4- 3	0- 0	0- 0	HOME	0- 0	2- 2	2- 1				
0- 7	0- 0	0- 0	AWAY	0- 2	0- 3	0- 2				
0- 0	0- 0	0- 0	NEUTRAL	0- 0	0- 0	0- 0				

RPI 1-25				RPI 26-50				RPI 51-100				RPI 101+				Team's RPI: 296	
RPI	S	Opponent	Score	RPI	S	Opponent	Score	RPI	S	Opponent	Score	RPI	S	Opponent	Score		
								60	A	Bucknell	60	68	102	A	VCU	47	56
								63	H	St. John's (NY)	56	68	103	A	Kent St.	58	81
								84	A	Fordham	53	79	114	A	Richmond	59	63
								93	A	Saint Louis	51	72	114	H	Richmond	58	72
													131	H	Davidson	68	56
													134	A	Duquesne	39	58
													141	H	George Washington	59	55
													144	H	Buffalo	36	46
													148	H	Massachusetts	52	62
													151	H	Akron	54	63
													155	N	Wright St.	57	56
													166	N	Saint Mary's (CA)	57	72
													167	A	Binghamton	67	78
													171	A	La Salle	61	67
													188	H	Cornell	42	70
													202	H	Cleveland St.	62	65
													209	A	Rhode Island	67	69
													209	H	Rhode Island	64	59
													225	H	Saint Joseph's	60	61
													232	H	George Mason	62	47
													277	H	Oakland	80	66
													284	H	Niagara	71	67
													337	A	Canisius	82	84
LAST 10 Division I																	
				114	H	Richmond	58	72		114	A	Richmond	59	63			
				209	A	Rhode Island	67	69		134	A	Duquesne	39	58			
				102	A	VCU	47	56		209	H	Rhode Island	64	59			
				131	H	Davidson	68	56		225	H	Saint Joseph's	60	61			
				141	H	George Washington	59	55		171	A	La Salle	61	67			

Non-Div I Games:

St. Bonaventure

Loss, Non-Conf, S Site, H Home A Away N Neutral

# St. Francis Brooklyn

Through Games Of Feb. 24, 2020

Average RPI Win:	310	WON-LOST	WINNING	LAST 10	STRENGTH OF	OPP. STRENGTH	TEAM	ADJ.	CONF.	ADJ CONF.
Average RPI Loss:	189	RECORD	PCT. RANK	GAMES	SCHEDULE	OF SCHEDULE	RPI	RPI	RPI	RPI
DIV. I ONLY	7- 18	296	3-7	242	326	311	311	30	30	
DIV. I NON-CONF.	3- 7	252	0	155	238	247	247	30	30	
TOTALS	RPI 1-25	RPI 26-50	W-L RECORDS	RPI 51-100	RPI 101-150	RPI 150+				
7- 18	0- 1	0- 1	OVERALL	0- 2	0- 5	7- 9				
5- 6	0- 0	0- 0	HOME	0- 1	0- 2	5- 3				
2- 10	0- 1	0- 1	AWAY	0- 1	0- 2	2- 5				
0- 2	0- 0	0- 0	NEUTRAL	0- 0	0- 1	0- 1				
3- 7	0- 1	0- 1	NON-CONFERENCE	0- 2	0- 1	3- 2				
2- 1	0- 0	0- 0	HOME	0- 1	0- 0	2- 0				
1- 4	0- 1	0- 1	AWAY	0- 1	0- 0	1- 1				
0- 2	0- 0	0- 0	NEUTRAL	0- 0	0- 1	0- 1				
4- 11	0- 0	0- 0	CONFERENCE	0- 0	0- 4	4- 7				
3- 5	0- 0	0- 0	HOME	0- 0	0- 2	3- 3				
1- 6	0- 0	0- 0	AWAY	0- 0	0- 2	1- 4				
0- 0	0- 0	0- 0	NEUTRAL	0- 0	0- 0	0- 0				

RPI 1-25				RPI 26-50				RPI 51-100				RPI 101+ Team's RPI: 311			
RPI	S	Opponent	Score	RPI	S	Opponent	Score	RPI	S	Opponent	Score	RPI	S	Opponent	Score
14	A	Princeton	44 76	37	A	Marquette	71 92	59	H	Stony Brook	73 86	115	N	Pacific	62 71
								81	A	Boston College	69 106	129	A	Robert Morris	44 69
												129	H	Robert Morris	59 70
												140	A	Mt. St. Mary's	60 69
												140	H	Mt. St. Mary's	62 67
												185	A	Merrimack	54 80
												264	H	Loyola Maryland	89 78
												275	A	Saint Francis (PA)	72 82
												275	H	Saint Francis (PA)	59 67
												280	A	Wagner	66 74
												280	H	Wagner	53 74
												294	H	Army West Point	70 64
												298	N	Ga. Southern	47 78
												310	H	Sacred Heart	71 70
												317	H	Fairleigh Dickinson	57 62
												319	A	Albany (NY)	49 41
												324	A	Bryant	59 78
												324	H	Bryant	80 77
												326	A	NJIT	69 88
												330	A	LIU Brooklyn	71 54
												330	H	LIU Brooklyn	88 63
LAST 10 Division I															
				280	H	Wagner	53 74			185	A	Merrimack	54 80		
				324	H	Bryant	80 77			310	H	Sacred Heart	71 70		
				330	A	LIU Brooklyn	71 54			129	H	Robert Morris	59 70		
				324	A	Bryant	59 78			275	H	Saint Francis (PA)	59 67		
				140	H	Mt. St. Mary's	62 67			140	A	Mt. St. Mary's	60 69		

Non-Div I Games: East Stroudsburg 84 62

St. Francis Brooklyn

Loss, Non-Conf, S Site, H Home A Away N Neutral

## St. John's (NY)

Through Games Of Feb. 24, 2020

Average RPI Win:	159	WON-LOST	WINNING	LAST 10	STRENGTH OF	OPP. STRENGTH	TEAM	ADJ.	CONF.	ADJ CONF.
Average RPI Loss:	69	RECORD	PCT. RANK	GAMES	SCHEDULE	OF SCHEDULE	RPI	RPI	RPI	RPI
DIV. I ONLY	16- 11	118	6-4	58	80	63	63	6	6	
DIV. I NON-CONF.	7- 4	100	0	70	188	57	57	6	6	
TOTALS	RPI 1-25	RPI 26-50	W-L RECORDS	RPI 51-100	RPI 101-150	RPI 150+				
16- 11	0- 2	2- 4	OVERALL	4- 3	2- 0	8- 2				
9- 3	0- 1	1- 1	HOME	1- 1	2- 0	5- 0				
7- 7	0- 1	1- 3	AWAY	3- 1	0- 0	3- 2				
0- 1	0- 0	0- 0	NEUTRAL	0- 1	0- 0	0- 0				
7- 4	0- 0	0- 2	NON-CONFERENCE	1- 1	2- 0	4- 1				
5- 0	0- 0	0- 0	HOME	0- 0	2- 0	3- 0				
2- 3	0- 0	0- 2	AWAY	1- 0	0- 0	1- 1				
0- 1	0- 0	0- 0	NEUTRAL	0- 1	0- 0	0- 0				
9- 7	0- 2	2- 2	CONFERENCE	3- 2	0- 0	4- 1				
4- 3	0- 1	1- 1	HOME	1- 1	0- 0	2- 0				
5- 4	0- 1	1- 1	AWAY	2- 1	0- 0	2- 1				
0- 0	0- 0	0- 0	NEUTRAL	0- 0	0- 0	0- 0				

RPI 1-25				RPI 26-50				RPI 51-100 Team's RPI: 63				RPI 101+			
RPI	S	Opponent	Score	RPI	S	Opponent	Score	RPI	S	Opponent	Score	RPI	S	Opponent	Score
20	A	DePaul	69 74	26	A	Florida St.	70 74	64	N	IUPUI	78 85	111	H	Wake Forest	82 74
20	H	DePaul	65 71	37	A	Marquette	85 94	68	A	Yale	80 66	148	H	Massachusetts	82 71
				37	H	Marquette	57 67	71	A	Villanova	64 66	170	A	Providence	53 54
				40	A	James Madison	73 76	71	H	Villanova	62 67	170	H	Providence	64 58
				42	A	Creighton	77 70	77	A	Seton Hall	82 66	174	H	Lafayette	76 44
				42	H	Creighton	63 58	77	H	Seton Hall	77 76	206	A	UNLV	75 79
								89	A	Butler	67 42	226	H	Fairfield	71 69
												241	A	Georgetown	74 68
												241	H	Georgetown	71 54
												254	A	Xavier	75 67
												294	H	Army West Point	96 60
												296	A	St. Bonaventure	68 56
LAST 10 Division I															
77	H	Seton Hall	77 76	241	A	Georgetown	74 68								
170	A	Providence	53 54	71	A	Villanova	64 66								
42	A	Creighton	77 70	77	A	Seton Hall	82 66								
37	H	Marquette	57 67	42	H	Creighton	63 58								
20	H	DePaul	65 71	170	H	Providence	64 58								

Non-Div I Games:

St. John's (NY)

■ Loss, 
 ■ Non-Conf, 
 ■ S Site, 
 ■ Home 
 ■ A Away 
 N Neutral

Average RPI Win:	116	WON-LOST	WINNING	LAST 10	STRENGTH OF	OPP. STRENGTH	TEAM	ADJ.	CONF.	ADJ CONF.
Average RPI Loss:	17	RECORD	PCT. RANK	GAMES	SCHEDULE	OF SCHEDULE	RPI	RPI	RPI	RPI
DIV. I ONLY	24- 4	15	8-2	27	1	8	8	1	1	
DIV. I NON-CONF.	11- 1	13	0	62	35	8	8	2	2	
TOTALS	RPI 1-25	RPI 26-50	W-L RECORDS	RPI 51-100	RPI 101-150	RPI 150+				
24- 4	5- 3	0- 0	OVERALL	5- 1	9- 0	5- 0				
14- 2	3- 2	0- 0	HOME	3- 0	5- 0	3- 0				
7- 2	1- 1	0- 0	AWAY	1- 1	4- 0	1- 0				
3- 0	1- 0	0- 0	NEUTRAL	1- 0	0- 0	1- 0				
11- 1	3- 0	0- 0	NON-CONFERENCE	2- 1	1- 0	5- 0				
7- 0	2- 0	0- 0	HOME	1- 0	1- 0	3- 0				
1- 1	0- 0	0- 0	AWAY	0- 1	0- 0	1- 0				
3- 0	1- 0	0- 0	NEUTRAL	1- 0	0- 0	1- 0				
13- 3	2- 3	0- 0	CONFERENCE	3- 0	8- 0	0- 0				
7- 2	1- 2	0- 0	HOME	2- 0	4- 0	0- 0				
6- 1	1- 1	0- 0	AWAY	1- 0	4- 0	0- 0				
0- 0	0- 0	0- 0	NEUTRAL	0- 0	0- 0	0- 0				

RPI 1-25				Team's RPI: 8		RPI 26-50				RPI 51-100				RPI 101+			
RPI	S	Opponent	Score	RPI	S	Opponent	Score	RPI	S	Opponent	Score	RPI	S	Opponent	Score		
1	A	Oregon	55 87					54	A	Texas	64 69	107	A	Utah	97 64		
1	H	Oregon	66 74					55	H	Tennessee	78 51	107	H	Utah	82 49		
11	H	UCLA	69 79					76	A	Colorado	69 66	108	A	Washington St.	71 49		
12	H	Gonzaga	76 70					76	H	Colorado	76 68	108	H	Washington St.	77 58		
15	N	Mississippi St.	67 62					83	H	Southern California	79 59	126	A	Washington	58 41		
17	A	Oregon St.	61 58					98	N	Syracuse	77 59	126	H	Washington	77 56		
17	H	Oregon St.	63 60									137	A	California	79 65		
21	H	Ohio St.	71 52									137	H	California	73 40		
												144	H	Buffalo	88 69		
												161	H	UC Davis	67 55		
												224	H	Northern Colo.	90 36		
												233	A	San Francisco	97 71		
												295	N	California Baptist	83 78		
												300	H	Eastern Wash.	92 27		
LAST 10 Division I																	
1	H	Oregon	66 74	11	H	UCLA	69 79										
17	H	Oregon St.	63 60	108	A	Washington St.	71 49										
76	A	Colorado	69 66	126	A	Washington	58 41										
107	A	Utah	97 64	107	H	Utah	82 49										
83	H	Southern California	79 59	76	H	Colorado	76 68										

Non-Div I Games:

Stanford

Average RPI Win:	256	WON-LOST	WINNING	LAST 10	STRENGTH OF	OPP. STRENGTH	TEAM	ADJ.	CONF.	ADJ CONF.
Average RPI Loss:	116	RECORD	PCT. RANK	GAMES	SCHEDULE	OF SCHEDULE	RPI	RPI	RPI	RPI
DIV. I ONLY	9- 15	248	5-5	146	168	213	213	16	16	
DIV. I NON-CONF.	3- 7	252	0	118	169	222	222	14	14	
TOTALS	RPI 1-25	RPI 26-50	W-L RECORDS	RPI 51-100	RPI 101-150	RPI 150+				
9- 15	0- 1	0- 3	OVERALL	0- 2	1- 4	8- 5				
4- 6	0- 0	0- 1	HOME	0- 0	0- 3	4- 2				
5- 8	0- 1	0- 2	AWAY	0- 2	1- 1	4- 2				
0- 1	0- 0	0- 0	NEUTRAL	0- 0	0- 0	0- 1				
3- 7	0- 1	0- 1	NON-CONFERENCE	0- 2	0- 2	3- 1				
2- 2	0- 0	0- 0	HOME	0- 0	0- 2	2- 0				
1- 4	0- 1	0- 1	AWAY	0- 2	0- 0	1- 0				
0- 1	0- 0	0- 0	NEUTRAL	0- 0	0- 0	0- 1				
6- 8	0- 0	0- 2	CONFERENCE	0- 0	1- 2	5- 4				
2- 4	0- 0	0- 1	HOME	0- 0	0- 1	2- 2				
4- 4	0- 0	0- 1	AWAY	0- 0	1- 1	3- 2				
0- 0	0- 0	0- 0	NEUTRAL	0- 0	0- 0	0- 0				

RPI 1-25				RPI 26-50				RPI 51-100				RPI 101+ Team's RPI: 213			
RPI	S	Opponent	Score	RPI	S	Opponent	Score	RPI	S	Opponent	Score	RPI	S	Opponent	Score
22	A	Kentucky	48 67	32	A	FGCU	54 67	53	A	Penn	41 81	104	A	Liberty	53 73
				32	H	FGCU	47 89	55	A	Tennessee	46 73	104	H	Liberty	48 57
				39	A	UCF	40 66					106	H	Bethune-Cookman	55 59
												124	H	Holy Cross	63 75
												146	A	North Florida	60 52
												156	A	North Ala.	57 68
												156	H	North Ala.	69 60
												169	A	Jacksonville	52 57
												216	A	Kennesaw St.	67 61
												216	H	Kennesaw St.	67 70
												252	A	Lipscomb	48 34
												252	H	Lipscomb	59 65
												270	H	Tulsa	66 60
												275	N	Saint Francis (PA)	73 78
												279	A	Morehead St.	58 55
												326	A	NJIT	68 49
												326	H	NJIT	72 49
												337	H	Canisius	68 52
LAST 10 Division I															
326	A	NJIT	68 49	146	A	North Florida	60 52								
104	A	Liberty	53 73	252	A	Lipscomb	48 34								
156	H	North Ala.	69 60	326	H	NJIT	72 49								
216	H	Kennesaw St.	67 70	104	H	Liberty	48 57								
32	A	FGCU	54 67	156	A	North Ala.	57 68								

Non-Div I Games: Palm Beach Atl. 77 46 Trinity Baptist 116 40 Fla. National 80 37

Stetson



**S  
t  
o  
n  
y  
B  
r  
o  
o  
k**

S  
t  
o  
n  
y  
B  
r  
o  
o  
k

## Stony Brook

Page 281

## Syracuse

Through Games Of Feb. 24, 2020

Average RPI Win: <b>162</b>	WON-LOST	WINNING	LAST 10	STRENGTH OF	OPP. STRENGTH	TEAM	ADJ.	CONF.	ADJ CONF.
Average RPI Loss: <b>58</b>	RECORD	PCT. RANK	GAMES	SCHEDULE	OF SCHEDULE	RPI	RPI	RPI	RPI
DIV. I ONLY	15- 12	150	6-4	73	20	98	98	5	5
DIV. I NON-CONF.	6- 5	151	0	80	26	122	122	4	4
TOTALS	RPI 1-25	RPI 26-50	W-L RECORDS	RPI 51-100	RPI 101-150	RPI 150+			
15- 12	1- 4	3- 2	OVERALL	2- 2	2- 4	7- 0			
10- 3	1- 2	3- 0	HOME	0- 1	1- 0	5- 0			
3- 6	0- 1	0- 2	AWAY	1- 0	1- 3	1- 0			
2- 3	0- 1	0- 0	NEUTRAL	1- 1	0- 1	1- 0			
6- 5	0- 2	1- 1	NON-CONFERENCE	1- 1	0- 1	4- 0			
4- 1	0- 1	1- 0	HOME	0- 0	0- 0	3- 0			
0- 1	0- 0	0- 1	AWAY	0- 0	0- 0	0- 0			
2- 3	0- 1	0- 0	NEUTRAL	1- 1	0- 1	1- 0			
9- 7	1- 2	2- 1	CONFERENCE	1- 1	2- 3	3- 0			
6- 2	1- 1	2- 0	HOME	0- 1	1- 0	2- 0			
3- 5	0- 1	0- 1	AWAY	1- 0	1- 3	1- 0			
0- 0	0- 0	0- 0	NEUTRAL	0- 0	0- 0	0- 0			

RPI 1-25				RPI 26-50				RPI 51-100				Team's RPI: 98		RPI 101+																					
RPI	S	Opponent	Score	RPI	S	Opponent	Score	RPI	S	Opponent	Score			RPI	S	Opponent	Score																		
1	H	Oregon	64 81	26	H	Florida St.	90 89	62	N	West Virginia	69 71			101	A	Miami (FL)	62 77																		
5	A	Louisville	58 62	30	A	Michigan	76 84	67	H	Georgia Tech	64 82			111	A	Wake Forest	60 65																		
5	H	Louisville	59 51	38	H	Virginia Tech	67 65	81	A	Boston College	89 79			113	A	North Carolina	74 56																		
8	N	Stanford	59 77	45	A	Virginia	41 57	92	N	Michigan St.	77 63			116	A	Notre Dame	70 72																		
25	H	Duke	58 88	48	H	Ohio	66 54							116	H	Notre Dame	74 63																		
																		130	N	Green Bay	73 79														
																		191	N	Houston	87 62														
																		223	H	Clemson	59 46														
																		286	A	Pittsburgh	69 51														
																		286	H	Pittsburgh	71 53														
																		288	H	UMBC	82 48														
																		319	H	Albany (NY)	75 53														
																		325	H	UMES	65 50														
																		LAST 10 Division I																	
116	A	Notre Dame	70 72	81	A	Boston College	89 79																												
223	H	Clemson	59 46	45	A	Virginia	41 57																												
286	H	Pittsburgh	71 53	38	H	Virginia Tech	67 65																												
113	A	North Carolina	74 56	111	A	Wake Forest	60 65																												
5	H	Louisville	59 51	25	H	Duke	58 88																												

Non-Div I Games:

Syracuse

■ Loss, 
 ■ Non-Conf, 
 ■ S Site, 
 ■ Home 
 ■ A Away 
 N Neutral

Average RPI Win:	120	WON-LOST	WINNING	LAST 10	STRENGTH OF	OPP. STRENGTH	TEAM	ADJ.	CONF.	ADJ CONF.
Average RPI Loss:	43	RECORD	PCT. RANK	GAMES	SCHEDULE	OF SCHEDULE	RPI	RPI	RPI	RPI
DIV. I ONLY	20- 5	30	8-2	21	22	16	16	3	3	
DIV. I NON-CONF.	9- 2	37	0	107	73	31	31	3	3	
TOTALS	RPI 1-25	RPI 26-50	W-L RECORDS	RPI 51-100	RPI 101-150	RPI 150+				
20- 5	0- 3	3- 0	OVERALL	8- 1	4- 1	5- 0				
12- 2	0- 1	2- 0	HOME	4- 0	3- 1	3- 0				
8- 3	0- 2	1- 0	AWAY	4- 1	1- 0	2- 0				
0- 0	0- 0	0- 0	NEUTRAL	0- 0	0- 0	0- 0				
9- 2	0- 1	1- 0	NON-CONFERENCE	1- 1	2- 0	5- 0				
7- 0	0- 0	1- 0	HOME	1- 0	2- 0	3- 0				
2- 2	0- 1	0- 0	AWAY	0- 1	0- 0	2- 0				
0- 0	0- 0	0- 0	NEUTRAL	0- 0	0- 0	0- 0				
11- 3	0- 2	2- 0	CONFERENCE	7- 0	2- 1	0- 0				
5- 2	0- 1	1- 0	HOME	3- 0	1- 1	0- 0				
6- 1	0- 1	1- 0	AWAY	4- 0	1- 0	0- 0				
0- 0	0- 0	0- 0	NEUTRAL	0- 0	0- 0	0- 0				

RPI	S	Opponent	Score	RPI	S	Opponent	Score	RPI	S	Opponent	Score	RPI	S	Opponent	Score
4	A	Baylor	62 81	46	A	Oklahoma St.	72 68	51	A	Iowa St.	77 74	110	H	Auburn	80 65
4	H	Baylor	57 66	46	H	Oklahoma St.	49 37	51	H	Iowa St.	82 72	121	A	Kansas	87 74
13	A	Texas A&M	68 70	48	H	Ohio	79 72	54	A	Texas	65 63	121	H	Kansas	73 59
								56	A	Oklahoma	82 63	129	H	Robert Morris	66 61
								58	A	Middle Tenn.	70 82	135	H	Texas Tech	76 80
								62	H	West Virginia	73 60	188	H	Cornell	59 49
								94	A	Kansas St.	54 52	218	A	SMU	57 56
								94	H	Kansas St.	65 61	256	H	Texas St.	79 52
								100	H	Boise St.	77 65	266	H	Nicholls St.	72 47
												294	A	Army West Point	66 52
LAST 10 Division I															
46	H	Oklahoma St.	49 37	94	H	Kansas St.	65 61								
94	A	Kansas St.	54 52	46	A	Oklahoma St.	72 68								
51	H	Iowa St.	82 72	62	H	West Virginia	73 60								
4	A	Baylor	62 81	4	H	Baylor	57 66								
121	A	Kansas	87 74	56	A	Oklahoma	82 63								

Non-Div I Games:

TCU

■ Loss, 
 ■ Non-Conf, S Site, 
 ■ Home 
 ■ Away 
 N Neutral

Average RPI Win:	154	WON-LOST	WINNING	LAST 10	STRENGTH OF	OPP. STRENGTH	TEAM	ADJ.	CONF.	ADJ CONF.
Average RPI Loss:	103	RECORD	PCT. RANK	GAMES	SCHEDULE	OF SCHEDULE	RPI	RPI	RPI	RPI
DIV. I ONLY	15- 11	134	5-5	50	83	90	90	9	9	
DIV. I NON-CONF.	8- 5	117	1-0	31	85	60	60	10	10	
TOTALS	RPI 1-25	RPI 26-50	W-L RECORDS	RPI 51-100	RPI 101-150	RPI 150+				
15- 11	0- 2	1- 2	OVERALL	4- 2	1- 1	9- 4				
10- 4	0- 2	1- 1	HOME	3- 0	1- 0	5- 1				
5- 5	0- 0	0- 0	AWAY	1- 2	0- 0	4- 3				
0- 2	0- 0	0- 1	NEUTRAL	0- 0	0- 1	0- 0				
8- 5	0- 1	0- 2	NON-CONFERENCE	3- 0	1- 1	4- 1				
5- 2	0- 1	0- 1	HOME	2- 0	1- 0	2- 0				
3- 1	0- 0	0- 0	AWAY	1- 0	0- 0	2- 1				
0- 2	0- 0	0- 1	NEUTRAL	0- 0	0- 1	0- 0				
7- 6	0- 1	1- 0	CONFERENCE	1- 2	0- 0	5- 3				
5- 2	0- 1	1- 0	HOME	1- 0	0- 0	3- 1				
2- 4	0- 0	0- 0	AWAY	0- 2	0- 0	2- 2				
0- 0	0- 0	0- 0	NEUTRAL	0- 0	0- 0	0- 0				

RPI 1-25				RPI 26-50				RPI 51-100 Team's RPI: 90				RPI 101+			
RPI	S	Opponent	Score	RPI	S	Opponent	Score	RPI	S	Opponent	Score	RPI	S	Opponent	Score
2	H	South Carolina	71 78	32	H	FGCU	67 93	53	H	Penn	76 72	113	N	North Carolina	58 71
6	H	UConn	54 83	39	H	UCF	67 65	60	A	Bucknell	72 61	134	H	Duquesne	85 72
				42	N	Creighton	59 69	69	A	South Fla.	51 99	160	A	Wichita St.	70 72
								69	H	South Fla.	69 66	160	H	Wichita St.	75 85
								71	H	Villanova	74 69	171	A	La Salle	72 69
								74	A	Cincinnati	81 86	176	A	Towson	74 59
												191	A	Houston	61 58
												191	H	Houston	76 75
												192	H	Memphis	78 64
												218	H	SMU	85 62
												225	A	Saint Joseph's	63 67
												226	H	Fairfield	77 59
												245	A	East Carolina	50 56
												254	H	Xavier	78 65
												270	A	Tulsa	74 65
LAST 10 Division I															
245	A	East Carolina	50 56	39	H	UCF	67 65	74	A	Cincinnati	81 86	53	H	Penn	76 72
192	H	Memphis	78 64	74	A	Cincinnati	81 86	160	A	Wichita St.	70 72	69	H	South Fla.	69 66
191	H	Houston	76 75	53	H	Penn	76 72								
69	A	South Fla.	51 99												
160	H	Wichita St.	75 85												

Non-Div I Games:

Temple

Loss, Non-Conf, S Site, H Home A Away N Neutral

## Tennessee

Through Games Of Feb. 24, 2020

Average RPI Win:	196	WON-LOST	WINNING	LAST 10	STRENGTH OF	OPP. STRENGTH	TEAM	ADJ.	CONF.	ADJ CONF.
Average RPI Loss:	21	RECORD	PCT. RANK	GAMES	SCHEDULE	OF SCHEDULE	RPI	RPI	RPI	RPI
DIV. I ONLY	18- 9	73	4-6	81	55	55	55	4	4	
DIV. I NON-CONF.	10- 3	57	0-1	274	140	110	110	5	5	
TOTALS	RPI 1-25	RPI 26-50	W-L RECORDS	RPI 51-100	RPI 101-150	RPI 150+				
18- 9	0- 6	1- 2	OVERALL	2- 1	5- 0	10- 0				
12- 3	0- 2	1- 0	HOME	2- 1	2- 0	7- 0				
6- 6	0- 4	0- 2	AWAY	0- 0	3- 0	3- 0				
0- 0	0- 0	0- 0	NEUTRAL	0- 0	0- 0	0- 0				
10- 3	0- 2	0- 0	NON-CONFERENCE	0- 1	1- 0	9- 0				
7- 1	0- 0	0- 0	HOME	0- 1	0- 0	7- 0				
3- 2	0- 2	0- 0	AWAY	0- 0	1- 0	2- 0				
0- 0	0- 0	0- 0	NEUTRAL	0- 0	0- 0	0- 0				
8- 6	0- 4	1- 2	CONFERENCE	2- 0	4- 0	1- 0				
5- 2	0- 2	1- 0	HOME	2- 0	2- 0	0- 0				
3- 4	0- 2	0- 2	AWAY	0- 0	2- 0	1- 0				
0- 0	0- 0	0- 0	NEUTRAL	0- 0	0- 0	0- 0				

RPI	S	Opponent	Score	RPI	S	Opponent	Score	RPI	S	Opponent	Score	RPI	S	Opponent	Score
2	A	South Carolina	48 69	31	A	LSU	65 75	54	H	Texas	60 66	116	A	Notre Dame	74 63
6	A	UConn	45 60	31	H	LSU	63 58	65	H	Alabama	65 63	120	A	Vanderbilt	78 69
8	A	Stanford	51 78	35	A	Arkansas	75 83	70	H	Georgia	73 56	120	H	Vanderbilt	67 63
13	H	Texas A&M	71 73									128	A	Florida	78 50
15	H	Mississippi St.	55 72									145	H	Missouri	77 66
22	A	Kentucky	76 80									213	H	Stetson	73 46
												215	A	Portland St.	88 61
												243	H	Central Ark.	63 36
												249	H	Howard	88 38
												276	H	Colorado St.	79 41
												281	H	Air Force	81 54
												287	A	Ole Miss	84 28
												291	A	ETSU	72 68
												334	H	Tennessee St.	73 43
												335	H	Ark.-Pine Bluff	92 51
LAST 10 Division I															
120	H	Vanderbilt	67 63	2	A	South Carolina	48 69								
35	A	Arkansas	75 83	120	A	Vanderbilt	78 69								
13	H	Texas A&M	71 73	31	H	LSU	63 58								
31	A	LSU	65 75	6	A	UConn	45 60								
15	H	Mississippi St.	55 72	65	H	Alabama	65 63								

Non-Div I Games:

Tennessee

■ Loss, 
■ Non-Conf, 
■ S Site, 
■ H Home 
■ A Away 
N Neutral

## Tennessee St.

Through Games Of Feb. 24, 2020

Average RPI Win:	257	WON-LOST	WINNING	LAST 10	STRENGTH OF	OPP. STRENGTH	TEAM	ADJ.	CONF.	ADJ CONF.
Average RPI Loss:	191	RECORD	PCT. RANK	GAMES	SCHEDULE	OF SCHEDULE	RPI	RPI	RPI	RPI
DIV. I ONLY	2- 22	345	2-8	206	285	334	334	20	20	
DIV. I NON-CONF.	0- 8	338	0	139	258	327	327	23	23	
TOTALS	RPI 1-25	RPI 26-50	W-L RECORDS	RPI 51-100	RPI 101-150	RPI 150+				
2- 22	0- 1	0- 1	OVERALL	0- 2	0- 3	2- 15				
1- 11	0- 0	0- 0	HOME	0- 0	0- 2	1- 9				
1- 11	0- 1	0- 1	AWAY	0- 2	0- 1	1- 6				
0- 0	0- 0	0- 0	NEUTRAL	0- 0	0- 0	0- 0				
0- 8	0- 1	0- 0	NON-CONFERENCE	0- 1	0- 2	0- 4				
0- 5	0- 0	0- 0	HOME	0- 0	0- 2	0- 3				
0- 3	0- 1	0- 0	AWAY	0- 1	0- 0	0- 1				
0- 0	0- 0	0- 0	NEUTRAL	0- 0	0- 0	0- 0				
2- 14	0- 0	0- 1	CONFERENCE	0- 1	0- 1	2- 11				
1- 6	0- 0	0- 0	HOME	0- 0	0- 0	1- 6				
1- 8	0- 0	0- 1	AWAY	0- 1	0- 1	1- 5				
0- 0	0- 0	0- 0	NEUTRAL	0- 0	0- 0	0- 0				

RPI 1-25				RPI 26-50				RPI 51-100				RPI 101+ Team's RPI: 334			
RPI	S	Opponent	Score	RPI	S	Opponent	Score	RPI	S	Opponent	Score	RPI	S	Opponent	Score
24	A	Arizona	42 77	50	A	UT Martin	71 88	55	A	Tennessee	43 73	119	A	Southeast Mo. St.	54 83
								57	A	Belmont	58 70	120	H	Vanderbilt	55 106
												125	H	Columbia	65 75
												156	H	North Ala.	63 88
												179	A	Austin Peay	58 76
												179	H	Austin Peay	55 87
												211	A	Tennessee Tech	47 88
												211	H	Tennessee Tech	69 81
												214	H	Eastern Ill.	52 73
												229	A	Murray St.	62 100
												229	H	Murray St.	96 81
												247	A	South Alabama	48 70
												252	H	Lipscomb	64 74
												253	A	Jacksonville St.	48 70
												279	A	Morehead St.	60 69
												279	H	Morehead St.	47 84
												285	A	Eastern Ky.	67 64
												285	H	Eastern Ky.	55 61
												333	H	Alcorn	57 62
												340	H	SIUE	63 76
LAST 10 Division I															
279	A	Morehead St.	60 69	179	H	Austin Peay	55 87								
285	A	Eastern Ky.	67 64	211	A	Tennessee Tech	47 88								
211	H	Tennessee Tech	69 81	253	A	Jacksonville St.	48 70								
57	A	Belmont	58 70	229	A	Murray St.	62 100								
229	H	Murray St.	96 81	179	A	Austin Peay	58 76								

Non-Div I Games: Wilberforce 83 65 Fisk 91 50

Tennessee St.

■ Loss, 
 ■ Non-Conf, 
 ■ S Site, 
 ■ H Home 
 ■ A Away 
 N Neutral

Tennessee Tech

Through Games Of Feb. 24, 2020

Average RPI Win:	280	WON-LOST	WINNING	LAST 10	STRENGTH OF	OPP. STRENGTH	TEAM	ADJ.	CONF.	ADJ CONF.
Average RPI Loss:	111	RECORD	PCT. RANK	GAMES	SCHEDULE	OF SCHEDULE	RPI	RPI	RPI	RPI
DIV. I ONLY	15- 10	105	4-6	328	210	211	211	20	20	
DIV. I NON-CONF.	5- 4	140	0	346	138	241	241	23	23	
TOTALS	RPI 1-25	RPI 26-50	W-L RECORDS	RPI 51-100	RPI 101-150	RPI 150+				
15- 10	0- 0	0- 2	OVERALL	0- 3	0- 3	15- 2				
7- 4	0- 0	0- 1	HOME	0- 1	0- 1	7- 1				
7- 5	0- 0	0- 1	AWAY	0- 2	0- 2	7- 0				
1- 1	0- 0	0- 0	NEUTRAL	0- 0	0- 0	1- 1				
5- 4	0- 0	0- 0	NON-CONFERENCE	0- 2	0- 1	5- 1				
2- 0	0- 0	0- 0	HOME	0- 0	0- 0	2- 0				
2- 3	0- 0	0- 0	AWAY	0- 2	0- 1	2- 0				
1- 1	0- 0	0- 0	NEUTRAL	0- 0	0- 0	1- 1				
10- 6	0- 0	0- 2	CONFERENCE	0- 1	0- 2	10- 1				
5- 4	0- 0	0- 1	HOME	0- 1	0- 1	5- 1				
5- 2	0- 0	0- 1	AWAY	0- 0	0- 1	5- 0				
0- 0	0- 0	0- 0	NEUTRAL	0- 0	0- 0	0- 0				

RPI S	Opponent	Score	RPI S	Opponent	Score	RPI S	Opponent	Score	RPI S	Opponent	Score	Team's RPI: 211
50	A UT Martin	62 71	50	H UT Martin	65 86	57	H Belmont	47 59	119	A Southeast Mo. St.	72 87	
						58	A Middle Tenn.	58 64	119	H Southeast Mo. St.	59 72	
						99	A Southern Ill.	65 76	120	A Vanderbilt	61 75	
									173	A Samford	72 57	
									179	H Austin Peay	58 49	
									180	N Northern Ill.	74 82	
									214	A Eastern Ill.	75 62	
									229	H Murray St.	77 72	
									252	H Lipscomb	78 58	
									253	H Jacksonville St.	50 66	
									279	A Morehead St.	75 55	
									279	H Morehead St.	82 75	
									285	A Eastern Ky.	60 42	
									285	H Eastern Ky.	87 82	
									332	N Detroit Mercy	69 47	
									334	A Tennessee St.	81 69	
									334	H Tennessee St.	88 47	
									339	A Western Caro.	62 58	
									340	A SIUE	65 50	
									350	H La.-Monroe	75 68	
LAST 10 Division I												
119	H Southeast Mo. St.	59 72	50	A UT Martin	62 71							
50	H UT Martin	65 86	334	H Tennessee St.	88 47							
334	A Tennessee St.	81 69	57	H Belmont	47 59							
253	H Jacksonville St.	50 66	285	H Eastern Ky.	87 82							
119	A Southeast Mo. St.	72 87	279	H Morehead St.	82 75							

Non-Div I Games: Tenn. Wesleyan 94 45 Cumberland (TN) 88 51

Tennessee Tech

Loss, Non-Conf, S Site, H Home A Away N Neutral

Average RPI Win:	142	WON-LOST	WINNING	LAST 10	STRENGTH OF	OPP. STRENGTH	TEAM	ADJ.	CONF.	ADJ CONF.
Average RPI Loss:	66	RECORD	PCT. RANK	GAMES	SCHEDULE	OF SCHEDULE	RPI	RPI	RPI	RPI
DIV. I ONLY	16- 10	94	6-4	31	60	54	54	3	3	
DIV. I NON-CONF.	8- 4	90	0	94	147	88	88	3	3	
TOTALS	RPI 1-25	RPI 26-50	W-L RECORDS	RPI 51-100	RPI 101-150	RPI 150+				
16- 10	1- 4	2- 0	OVERALL	5- 4	3- 1	5- 1				
9- 5	1- 3	1- 0	HOME	1- 2	2- 0	4- 0				
6- 4	0- 0	1- 0	AWAY	4- 2	1- 1	0- 1				
1- 1	0- 1	0- 0	NEUTRAL	0- 0	0- 0	1- 0				
8- 4	1- 2	1- 0	NON-CONFERENCE	1- 1	0- 0	5- 1				
6- 1	1- 1	1- 0	HOME	0- 0	0- 0	4- 0				
1- 2	0- 0	0- 0	AWAY	1- 1	0- 0	0- 1				
1- 1	0- 1	0- 0	NEUTRAL	0- 0	0- 0	1- 0				
8- 6	0- 2	1- 0	CONFERENCE	4- 3	3- 1	0- 0				
3- 4	0- 2	0- 0	HOME	1- 2	2- 0	0- 0				
5- 2	0- 0	1- 0	AWAY	3- 1	1- 1	0- 0				
0- 0	0- 0	0- 0	NEUTRAL	0- 0	0- 0	0- 0				

RPI	S	Opponent	Score	RPI	S	Opponent	Score	RPI	S	Opponent	Score	RPI	S	Opponent	Score
4	H	Baylor	44 64	46	A	Oklahoma St.	61 56	51	A	Iowa St.	81 75	121	A	Kansas	67 82
8	H	Stanford	69 64	48	H	Ohio	73 60	51	H	Iowa St.	51 69	121	H	Kansas	85 77
16	H	TCU	63 65					55	A	Tennessee	66 60	135	A	Texas Tech	81 66
23	N	NC State	73 84					56	A	Oklahoma	70 53	135	H	Texas Tech	92 66
24	H	Arizona	58 83					62	A	West Virginia	63 68	199	A	Hawaii	60 73
								62	H	West Virginia	50 44	244	H	Southern U.	93 39
								69	A	South Fla.	57 64	259	N	North Texas	63 57
								94	A	Kansas St.	71 63	312	H	UTSA	84 53
								94	H	Kansas St.	54 60	315	H	UTRGV	85 69
												338	H	Northwestern St.	91 49
LAST 10 Division I															
94	H	Kansas St.	54 60	4	H	Baylor	44 64								
62	H	West Virginia	50 44	56	A	Oklahoma	70 53								
121	A	Kansas	67 82	46	A	Oklahoma St.	61 56								
51	H	Iowa St.	51 69	121	H	Kansas	85 77								
135	A	Texas Tech	81 66	94	A	Kansas St.	71 63								

Non-Div I Games:

Texas

■ Loss, 
■ Non-Conf, 
■ S Site, 
■ H Home 
■ A Away 
N Neutral



Average RPI Win: 113		WON-LOST	WINNING	LAST 10	STRENGTH OF	OPP. STRENGTH	TEAM	ADJ.	CONF.	ADJ CONF.
Average RPI Loss: 25		RECORD	PCT. RANK	GAMES	SCHEDULE	OF SCHEDULE	RPI	RPI	RPI	RPI
DIV. I ONLY		22- 5	26	8-2	22	17	13	13	4	4
DIV. I NON-CONF.		12- 1	10	0	35	20	7	7	5	5
TOTALS		RPI 1-25	RPI 26-50		W-L RECORDS		RPI 51-100	RPI 101-150	RPI 150+	
22- 5	2- 2	2- 3		OVERALL		9- 0	4- 0	5- 0		
14- 1	2- 0	1- 1		HOME		2- 0	4- 0	5- 0		
6- 3	0- 2	1- 1		AWAY		5- 0	0- 0	0- 0		
2- 1	0- 0	0- 1		NEUTRAL		2- 0	0- 0	0- 0		
12- 1	2- 0	1- 1		NON-CONFERENCE		5- 0	0- 0	4- 0		
8- 0	2- 0	1- 0		HOME		1- 0	0- 0	4- 0		
2- 0	0- 0	0- 0		AWAY		2- 0	0- 0	0- 0		
2- 1	0- 0	0- 1		NEUTRAL		2- 0	0- 0	0- 0		
10- 4	0- 2	1- 2		CONFERENCE		4- 0	4- 0	1- 0		
6- 1	0- 0	0- 1		HOME		1- 0	4- 0	1- 0		
4- 3	0- 2	1- 1		AWAY		3- 0	0- 0	0- 0		
0- 0	0- 0	0- 0		NEUTRAL		0- 0	0- 0	0- 0		

RPI S	Opponent	Score	RPI S	Opponent	Score	RPI S	Opponent	Score	RPI S	Opponent	Score
15	A Mississippi St.	57 69	26	N Florida St.	58 80	55	A Tennessee	73 71	110	H Auburn	84 54
16	H TCU	70 68	31	A LSU	58 59	65	A Alabama	79 74	120	H Vanderbilt	74 53
22	A Kentucky	54 76	31	H LSU	54 57	66	A Rice	62 61	128	H Florida	69 42
25	H Duke	79 58	35	A Arkansas	84 77	67	N Georgia Tech	60 48	145	H Missouri	72 53
			46	H Oklahoma St.	74 62	70	A Georgia	64 47	191	H Houston	72 43
						70	H Georgia	64 63	196	H Little Rock	78 35
						82	N Montana St.	78 67	243	H Central Ark.	76 46
						83	A Southern California	74 64	287	H Ole Miss	79 35
						95	H A&M-Corpus Christi	85 48	292	H Prairie View	80 38
LAST 10 Division I											
110	H Auburn	84 54	31	A LSU	58 59						
70	A Georgia	64 47	70	H Georgia	64 63						
55	A Tennessee	73 71	145	H Missouri	72 53						
120	H Vanderbilt	74 53	65	A Alabama	79 74						
15	A Mississippi St.	57 69	128	H Florida	69 42						

Non-Div I Games:

Texas A&amp;M

## Texas Southern

Through Games Of Feb. 24, 2020

Average RPI Win:	272	WON-LOST	WINNING	LAST 10	STRENGTH OF	OPP. STRENGTH	TEAM	ADJ.	CONF.	ADJ CONF.
Average RPI Loss:	107	RECORD	PCT. RANK	GAMES	SCHEDULE	OF SCHEDULE	RPI	RPI	RPI	RPI
DIV. I ONLY	16- 9	83	8-2	281	278	143	143	32	32	
DIV. I NON-CONF.	5- 6	187	0	27	23	50	50	31	31	
TOTALS	RPI 1-25	RPI 26-50	W-L RECORDS	RPI 51-100	RPI 101-150	RPI 150+				
16- 9	0- 2	0- 0	OVERALL	1- 2	1- 2	14- 3				
7- 1	0- 0	0- 0	HOME	1- 0	0- 0	6- 1				
9- 6	0- 2	0- 0	AWAY	0- 2	1- 0	8- 2				
0- 2	0- 0	0- 0	NEUTRAL	0- 0	0- 2	0- 0				
5- 6	0- 2	0- 0	NON-CONFERENCE	1- 2	1- 2	3- 0				
1- 0	0- 0	0- 0	HOME	1- 0	0- 0	0- 0				
4- 4	0- 2	0- 0	AWAY	0- 2	1- 0	3- 0				
0- 2	0- 0	0- 0	NEUTRAL	0- 0	0- 2	0- 0				
11- 3	0- 0	0- 0	CONFERENCE	0- 0	0- 0	11- 3				
6- 1	0- 0	0- 0	HOME	0- 0	0- 0	6- 1				
5- 2	0- 0	0- 0	AWAY	0- 0	0- 0	5- 2				
0- 0	0- 0	0- 0	NEUTRAL	0- 0	0- 0	0- 0				

RPI 1-25				RPI 26-50				RPI 51-100				RPI 101+ Team's RPI: 143			
RPI	S	Opponent	Score	RPI	S	Opponent	Score	RPI	S	Opponent	Score	RPI	S	Opponent	Score
1	A	Oregon	63 99					51	A	Iowa St.	59 79	105	A	UT Arlington	74 63
12	A	Gonzaga	45 80					66	H	Rice	63 56	107	N	Utah	52 61
								76	A	Colorado	50 74	122	N	UAB	68 84
												152	A	Jackson St.	79 81
												152	H	Jackson St.	61 72
												157	A	Tulane	72 62
												199	A	Hawaii	74 57
												244	H	Southern U.	61 56
												248	A	Alabama A&M	65 58
												292	A	Prairie View	47 50
												292	H	Prairie View	88 65
												315	A	UTRGV	71 44
												329	A	Alabama St.	81 54
												333	H	Alcorn	105 70
												335	A	Ark.-Pine Bluff	77 46
												335	H	Ark.-Pine Bluff	78 77
												344	A	Grambling	89 85
												344	H	Grambling	85 62
												351	A	Mississippi Val.	86 79
												351	H	Mississippi Val.	88 58
LAST 10 Division I															
335	A	Ark.-Pine Bluff	77 46	329	A	Alabama St.	81 54								
351	A	Mississippi Val.	86 79	248	A	Alabama A&M	65 58								
344	H	Grambling	85 62	335	H	Ark.-Pine Bluff	78 77								
152	H	Jackson St.	61 72	351	H	Mississippi Val.	88 58								
292	A	Prairie View	47 50	344	A	Grambling	89 85								

Non-Div I Games:

Texas Southern

■ Loss, 
 ■ Non-Conf, 
 ■ S Site, 
 ■ Home 
 ■ A Away 
 N Neutral

Average RPI Win: <b>203</b>	WON-LOST	WINNING	LAST 10	STRENGTH OF	OPP. STRENGTH	TEAM	ADJ.	CONF.	ADJ CONF.
Average RPI Loss: <b>176</b>	RECORD	PCT. RANK	GAMES	SCHEDULE	OF SCHEDULE	RPI	RPI	RPI	RPI
DIV. I ONLY	8- 15	263	3-7	191	216	256	256	21	21
DIV. I NON-CONF.	5- 4	140	0	210	227	140	140	20	20
TOTALS	RPI 1-25	RPI 26-50	W-L RECORDS	RPI 51-100	RPI 101-150	RPI 150+			
8- 15	0- 1	0- 1	OVERALL	1- 2	1- 2	6- 9			
5- 6	0- 0	0- 0	HOME	1- 1	1- 0	3- 5			
3- 9	0- 1	0- 1	AWAY	0- 1	0- 2	3- 4			
0- 0	0- 0	0- 0	NEUTRAL	0- 0	0- 0	0- 0			
5- 4	0- 1	0- 0	NON-CONFERENCE	1- 0	0- 1	4- 2			
4- 0	0- 0	0- 0	HOME	1- 0	0- 0	3- 0			
1- 4	0- 1	0- 0	AWAY	0- 0	0- 1	1- 2			
0- 0	0- 0	0- 0	NEUTRAL	0- 0	0- 0	0- 0			
3- 11	0- 0	0- 1	CONFERENCE	0- 2	1- 1	2- 7			
1- 6	0- 0	0- 0	HOME	0- 1	1- 0	0- 5			
2- 5	0- 0	0- 1	AWAY	0- 1	0- 1	2- 2			
0- 0	0- 0	0- 0	NEUTRAL	0- 0	0- 0	0- 0			

RPI 1-25				RPI 26-50				RPI 51-100				RPI 101+ Team's RPI: 256			
RPI	S	Opponent	Score	RPI	S	Opponent	Score	RPI	S	Opponent	Score	RPI	S	Opponent	Score
16	A	TCU	52 <b>79</b>	47	A	Troy	50 <b>84</b>	78	A	Coastal Caro.	67 <b>75</b>	105	A	UT Arlington	49 <b>69</b>
								78	H	Coastal Caro.	59 <b>69</b>	105	H	UT Arlington	72 55
								95	H	A&M-Corpus Christi	57 48	121	A	Kansas	48 <b>68</b>
												158	H	New Orleans	51 49
												164	A	Dartmouth	61 51
												196	A	Little Rock	50 47
												196	H	Little Rock	66 <b>78</b>
												208	H	Louisiana	67 <b>73</b>
												217	A	Oral Roberts	57 <b>63</b>
												236	A	Appalachian St.	65 <b>73</b>
												236	H	Appalachian St.	47 <b>59</b>
												240	A	Morgan St.	62 <b>72</b>
												247	A	South Alabama	76 <b>78</b>
												258	A	Arkansas St.	83 69
												258	H	Arkansas St.	53 <b>56</b>
												312	H	UTSA	74 69
												333	H	Alcorn	67 59
												350	H	La.-Monroe	55 <b>58</b>
LAST 10 Division I															
105	A	UT Arlington	49 <b>69</b>	105	H	UT Arlington	72 55								
258	A	Arkansas St.	83 69	247	A	South Alabama	76 <b>78</b>								
196	A	Little Rock	50 47	47	A	Troy	50 <b>84</b>								
236	H	Appalachian St.	47 <b>59</b>	208	H	Louisiana	67 <b>73</b>								
78	H	Coastal Caro.	59 <b>69</b>	350	H	La.-Monroe	55 <b>58</b>								

Non-Div I Games: Texas Lutheran 72 31 Tex. Permian Basin 83 45

Texas St.

■ Loss, 
 ■ Non-Conf, 
 ■ S Site, 
 ■ Home 
 ■ Away 
 N Neutral

Average RPI Win:	216	WON-LOST	WINNING	LAST 10	STRENGTH OF	OPP. STRENGTH	TEAM	ADJ.	CONF.	ADJ CONF.
Average RPI Loss:	60	RECORD	PCT. RANK	GAMES	SCHEDULE	OF SCHEDULE	RPI	RPI	RPI	RPI
DIV. I ONLY	16- 9	83	4-6	212	81	135	135	3	3	
DIV. I NON-CONF.	11- 0	1	0	350	344	158	158	3	3	
TOTALS	RPI 1-25	RPI 26-50	W-L RECORDS	RPI 51-100	RPI 101-150	RPI 150+				
16- 9	1- 2	1- 0	OVERALL	2- 6	2- 1	10- 0				
12- 4	0- 1	1- 0	HOME	1- 3	1- 0	9- 0				
3- 5	1- 1	0- 0	AWAY	1- 3	1- 1	0- 0				
1- 0	0- 0	0- 0	NEUTRAL	0- 0	0- 0	1- 0				
11- 0	0- 0	0- 0	NON-CONFERENCE	0- 0	1- 0	10- 0				
9- 0	0- 0	0- 0	HOME	0- 0	0- 0	9- 0				
1- 0	0- 0	0- 0	AWAY	0- 0	1- 0	0- 0				
1- 0	0- 0	0- 0	NEUTRAL	0- 0	0- 0	1- 0				
5- 9	1- 2	1- 0	CONFERENCE	2- 6	1- 1	0- 0				
3- 4	0- 1	1- 0	HOME	1- 3	1- 0	0- 0				
2- 5	1- 1	0- 0	AWAY	1- 3	0- 1	0- 0				
0- 0	0- 0	0- 0	NEUTRAL	0- 0	0- 0	0- 0				

RPI 1-25				RPI 26-50				RPI 51-100				RPI 101+ Team's RPI: 135			
RPI	S	Opponent	Score	RPI	S	Opponent	Score	RPI	S	Opponent	Score	RPI	S	Opponent	Score
4	A	Baylor	79 87	46	H	Oklahoma St.	109 79	51	A	Iowa St.	77 74	112	A	San Diego	64 60
4	H	Baylor	62 77					51	H	Iowa St.	66 96	121	A	Kansas	50 67
16	A	TCU	80 76					54	A	Texas	66 92	121	H	Kansas	89 72
								54	H	Texas	66 81	154	H	Sam Houston St.	99 57
								56	H	Oklahoma	89 84	287	H	Ole Miss	84 48
								62	A	West Virginia	60 67	292	H	Prairie View	82 48
								94	A	Kansas St.	70 84	312	H	UTSA	115 58
								94	H	Kansas St.	72 76	316	H	Houston Baptist	59 51
												335	H	Ark.-Pine Bluff	81 55
												336	N	Purdue Fort Wayne	82 48
												338	H	Northwestern St.	79 49
												341	H	Florida A&M	98 60
												350	H	La.-Monroe	83 38
LAST 10 Division I															
51	A	Iowa St.	77 74	94	A	Kansas St.	70 84								
4	H	Baylor	62 77	46	H	Oklahoma St.	109 79								
62	A	West Virginia	60 67	4	A	Baylor	79 87								
121	H	Kansas	89 72	56	H	Oklahoma	89 84								
54	H	Texas	66 81	121	A	Kansas	50 67								

Non-Div I Games:

Texas Tech

■ Loss, 
■ Non-Conf, S Site, 
■ Home 
■ Away 
N Neutral

T  
o  
l  
e  
d  
o

Toledo									
Average RPI Win:	194	WON-LOST	WINNING	LAST 10	STRENGTH OF	OPP. STRENGTH	TEAM	ADJ.	CONF.
Average RPI Loss:	113	RECORD	PCT. RANK	GAMES	SCHEDULE	OF SCHEDULE	RPI	RPI	RPI
DIV. I ONLY	11- 14	210	3-7	109	135	172	172	10	10
DIV. I NON-CONF.	5- 6	187	0	172	224	199	199	9	9
-----									
TOTALS	RPI 1-25	RPI 26-50	W-L RECORDS	RPI 51-100	RPI 101-150	RPI 150+			
11- 14	0- 1	0- 2	OVERALL	1- 2	4- 6	6- 3			
6- 6	0- 0	0- 0	HOME	1- 2	2- 2	3- 2			
4- 7	0- 1	0- 1	AWAY	0- 0	1- 4	3- 1			
1- 1	0- 0	0- 1	NEUTRAL	0- 0	1- 0	0- 0			
5- 6	0- 0	0- 1	NON-CONFERENCE	1- 1	1- 3	3- 1			
2- 3	0- 0	0- 0	HOME	1- 1	0- 1	1- 1			
2- 2	0- 0	0- 0	AWAY	0- 0	0- 2	2- 0			
1- 1	0- 0	0- 1	NEUTRAL	0- 0	1- 0	0- 0			
6- 8	0- 1	0- 1	CONFERENCE	0- 1	3- 3	3- 2			
4- 3	0- 0	0- 0	HOME	0- 1	2- 1	2- 1			
2- 5	0- 1	0- 1	AWAY	0- 0	1- 2	1- 1			
0- 0	0- 0	0- 0	NEUTRAL	0- 0	0- 0	0- 0			

RPI 1-25			RPI 26-50			RPI 51-100			RPI 101+ Team's RPI: 172		
RPI S	Opponent	Score	RPI S	Opponent	Score	RPI S	Opponent	Score	RPI S	Opponent	Score
18 A	Central Mich.	66 73	47 N	Troy	64 71	52 H	Dayton	42 60	103 A	Kent St.	68 87
			48 A	Ohio	58 86	57 H	Belmont	53 48	103 H	Kent St.	69 60
						71 H	Ball St.	58 60	115 N	Pacific	66 65
									116 A	Notre Dame	51 54
									134 A	Duquesne	74 79
									144 A	Buffalo	78 62
									144 H	Buffalo	71 59
									149 H	Valparaiso	54 61
									150 A	Western Mich.	72 84
									150 H	Western Mich.	58 70
									151 H	Akron	65 61
									159 H	Eastern Mich.	62 77
									180 A	Northern Ill.	63 51
									192 H	Memphis	76 83
									198 A	Miami (OH)	83 92
									261 H	Bowling Green	79 72
									313 A	Georgia St.	74 48
									332 A	Detroit Mercy	82 64
									337 H	Canisius	83 65
-----											
LAST 10 Division I											
150 H	Western Mich.	58 70	198 A	Miami (OH)	83 92						
48 A	Ohio	58 86	103 H	Kent St.	69 60						
103 A	Kent St.	68 87	159 H	Eastern Mich.	62 77						
71 H	Ball St.	58 60	18 A	Central Mich.	66 73						
144 A	Buffalo	78 62	261 H	Bowling Green	79 72						

Non-Div I Games:

Toledo

T  
o  
l  
e  
d  
o

RPI 1-25					
RPI	S	Opponent	Score		
9	N	Iowa	72	100	
RPI 26-50					
RPI	S	Opponent	Score		
40	A	James Madison	39	81	
40	H	James Madison	76	75	
43	A	Drexel	50	59	
44	A	Rutgers	53	67	
RPI 51-100					
RPI	S	Opponent	Score		
90	H	Temple	59	74	
RPI 101+					
RPI	S	Opponent	Score		
112	A	San Diego	67	81	
117	H	William & Mary	75	83	
127	A	Northeastern	63	66	
127	H	Northeastern	81	68	
140	H	Mt. St. Mary's	73	57	
177	H	Elon	61	74	
182	H	American	63	60	
183	A	Delaware	62	69	
203	H	Penn St.	67	73	
221	N	Iona	75	58	
228	H	Marshall	59	56	
235	A	San Diego St.	72	80	
263	A	Col. of Charleston	79	62	
263	H	Col. of Charleston	83	72	
274	A	UNCW	62	41	
274	H	UNCW	78	45	
318	A	Hofstra	71	54	
318	H	Hofstra	84	71	
LAST 10 Division I					
127	A	Northeastern	63	66	
318	A	Hofstra	71	54	
263	H	Col. of Charleston	83	72	
274	H	UNCW	78	45	
40	A	James Madison	39	81	
183	A	Delaware	62	69	
43	A	Drexel	50	59	
318	H	Hofstra	84	71	
127	H	Northeastern	81	68	
274	A	UNCW	62	41	

Non-Div I Games: Chestnut Hill 86 49

Average RPI Win:	221	WON-LOST	WINNING	LAST 10	STRENGTH OF	OPP. STRENGTH	TEAM	ADJ.	CONF.	ADJ CONF.
Average RPI Loss:	82	RECORD	PCT. RANK	GAMES	SCHEDULE	OF SCHEDULE	RPI	RPI	RPI	RPI
DIV. I ONLY	20- 4	24	9-1	177	221	47	47	21	21	
DIV. I NON-CONF.	7- 2	53	0	98	67	25	25	20	20	
TOTALS	RPI 1-25	RPI 26-50	W-L RECORDS	RPI 51-100	RPI 101-150	RPI 150+				
20- 4	0- 2	0- 0	OVERALL	1- 1	3- 0	16- 1				
10- 1	0- 0	0- 0	HOME	1- 0	1- 0	8- 1				
8- 3	0- 2	0- 0	AWAY	0- 1	1- 0	7- 0				
2- 0	0- 0	0- 0	NEUTRAL	0- 0	1- 0	1- 0				
7- 2	0- 2	0- 0	NON-CONFERENCE	0- 0	2- 0	5- 0				
2- 0	0- 0	0- 0	HOME	0- 0	0- 0	2- 0				
3- 2	0- 2	0- 0	AWAY	0- 0	1- 0	2- 0				
2- 0	0- 0	0- 0	NEUTRAL	0- 0	1- 0	1- 0				
13- 2	0- 0	0- 0	CONFERENCE	1- 1	1- 0	11- 1				
8- 1	0- 0	0- 0	HOME	1- 0	1- 0	6- 1				
5- 1	0- 0	0- 0	AWAY	0- 1	0- 0	5- 0				
0- 0	0- 0	0- 0	NEUTRAL	0- 0	0- 0	0- 0				

RPI 1-25				RPI 26-50				RPI 51-100				RPI 101+			
RPI	S	Opponent	Score	RPI	S	Opponent	Score	RPI	S	Opponent	Score	RPI	S	Opponent	Score
15	A	Mississippi St.	82 122					78	A	Coastal Caro.	103 124	103	N	Kent St.	71 64
25	A	Duke	85 99					78	H	Coastal Caro.	84 77	105	H	UT Arlington	85 69
												106	A	Bethune-Cookman	68 62
												172	N	Toledo	71 64
												173	A	Samford	74 65
												196	A	Chattanooga	90 51
												196	H	Little Rock	77 59
												208	A	Louisiana	67 64
												208	H	Louisiana	73 79
												236	A	Appalachian St.	81 61
												236	H	Appalachian St.	84 55
												247	H	South Alabama	85 68
												253	H	Jacksonville St.	94 64
												256	H	Texas St.	84 50
												258	H	Arkansas St.	79 64
												291	H	ETSU	79 61
												298	A	Ga. Southern	79 69
												313	A	Georgia St.	71 57
												350	A	La.-Monroe	72 65
												350	H	La.-Monroe	77 65
LAST 10 Division I															
258	H	Arkansas St.	79 64	350	H	La.-Monroe	77 65								
196	H	Little Rock	77 59	247	H	South Alabama	85 68								
236	A	Appalachian St.	81 61	105	H	UT Arlington	85 69								
78	A	Coastal Caro.	103 124	256	H	Texas St.	84 50								
208	A	Louisiana	67 64	313	A	Georgia St.	71 57								

Non-Div I Games: AUM 72 42 Fort Valley St. 101 52

Troy

Average RPI Win:	187	WON-LOST	WINNING	LAST 10	STRENGTH OF	OPP. STRENGTH	TEAM	ADJ.	CONF.	ADJ CONF.
Average RPI Loss:	101	RECORD	PCT. RANK	GAMES	SCHEDULE	OF SCHEDULE	RPI	RPI	RPI	RPI
DIV. I ONLY	12- 15	206	3-7	71	96	157	157	9	9	
DIV. I NON-CONF.	5- 8	221	0	78	121	198	198	10	10	
TOTALS	RPI 1-25	RPI 26-50	W-L RECORDS	RPI 51-100	RPI 101-150	RPI 150+				
12- 15	0- 1	1- 2	OVERALL	1- 7	1- 1	9- 4				
7- 9	0- 0	1- 1	HOME	1- 4	0- 1	5- 3				
5- 4	0- 1	0- 0	AWAY	0- 2	1- 0	4- 1				
0- 2	0- 0	0- 1	NEUTRAL	0- 1	0- 0	0- 0				
5- 8	0- 0	0- 2	NON-CONFERENCE	0- 4	1- 1	4- 1				
3- 6	0- 0	0- 1	HOME	0- 3	0- 1	3- 1				
2- 0	0- 0	0- 0	AWAY	0- 0	1- 0	1- 0				
0- 2	0- 0	0- 1	NEUTRAL	0- 1	0- 0	0- 0				
7- 7	0- 1	1- 0	CONFERENCE	1- 3	0- 0	5- 3				
4- 3	0- 0	1- 0	HOME	1- 1	0- 0	2- 2				
3- 4	0- 1	0- 0	AWAY	0- 2	0- 0	3- 1				
0- 0	0- 0	0- 0	NEUTRAL	0- 0	0- 0	0- 0				

RPI	S	Opponent	Score	RPI	S	Opponent	Score	RPI	S	Opponent	Score	RPI	S	Opponent	Score	Team's RPI: 157
6	A	UConn	31 74	31	H	LSU	54 59	58	H	Middle Tenn.	62 64	126	A	Washington	64 62	
				39	H	UCF	60 59	65	H	Alabama	56 66	143	H	Texas Southern	62 72	
				49	N	Charlotte	56 60	69	A	South Fla.	56 63	152	H	Jackson St.	82 46	
								69	H	South Fla.	43 53	160	A	Wichita St.	61 56	
								74	A	Cincinnati	63 87	160	H	Wichita St.	68 69	
								74	H	Cincinnati	64 59	191	H	Houston	60 66	
								76	H	Colorado	52 62	192	A	Memphis	62 64	
								81	N	Boston College	76 89	192	H	Memphis	59 55	
												205	A	Southern Miss.	62 58	
												218	A	SMU	67 66	
												243	H	Central Ark.	65 38	
												247	H	South Alabama	53 62	
												270	A	Tulsa	50 46	
												270	H	Tulsa	64 62	
												298	H	Ga. Southern	56 40	
LAST 10 Division I																
74	A	Cincinnati	63 87	191	H	Houston	60 66									
6	A	UConn	31 74	270	A	Tulsa	50 46									
160	H	Wichita St.	68 69	69	A	South Fla.	56 63									
69	H	South Fla.	43 53	39	H	UCF	60 59									
192	A	Memphis	62 64	74	H	Cincinnati	64 59									

Non-Div I Games:

Tulane

■ Loss, 
■ Non-Conf, 
■ S Site, 
■ H Home 
■ A Away 
N Neutral



Average RPI Win: <b>247</b>	WON-LOST	WINNING	LAST 10	STRENGTH OF	OPP. STRENGTH	TEAM	ADJ.	CONF.	ADJ CONF.
Average RPI Loss: <b>117</b>	RECORD	PCT. RANK	GAMES	SCHEDULE	OF SCHEDULE	RPI	RPI	RPI	RPI
DIV. I ONLY	7- 20	305	2-8	115	102	270	270	9	9
DIV. I NON-CONF.	5- 8	221	0	108	175	203	203	10	10
TOTALS	RPI 1-25	RPI 26-50	W-L RECORDS	RPI 51-100	RPI 101-150	RPI 150+			
7- 20	0- 1	0- 5	OVERALL	0- 4	0- 1	7- 9			
6- 7	0- 0	0- 2	HOME	0- 3	0- 0	6- 2			
1- 11	0- 1	0- 1	AWAY	0- 1	0- 1	1- 7			
0- 2	0- 0	0- 2	NEUTRAL	0- 0	0- 0	0- 0			
5- 8	0- 0	0- 4	NON-CONFERENCE	0- 1	0- 1	5- 2			
4- 2	0- 0	0- 1	HOME	0- 1	0- 0	4- 0			
1- 4	0- 0	0- 1	AWAY	0- 0	0- 1	1- 2			
0- 2	0- 0	0- 2	NEUTRAL	0- 0	0- 0	0- 0			
2- 12	0- 1	0- 1	CONFERENCE	0- 3	0- 0	2- 7			
2- 5	0- 0	0- 1	HOME	0- 2	0- 0	2- 2			
0- 7	0- 1	0- 0	AWAY	0- 1	0- 0	0- 5			
0- 0	0- 0	0- 0	NEUTRAL	0- 0	0- 0	0- 0			

RPI	S	Opponent	Score	RPI	S	Opponent	Score	RPI	S	Opponent	Score	RPI	S	Opponent	Score	Team's RPI: 270
6	A	UConn	34 <b>92</b>	33	N	Western Ky.	63 <b>76</b>	69	H	South Fla.	52 <b>68</b>	118	A	Abilene Christian	63 <b>73</b>	
				35	A	Arkansas	41 <b>91</b>	74	A	Cincinnati	53 <b>78</b>	157	A	Tulane	62 <b>64</b>	
				37	N	Marquette	60 <b>61</b>	90	H	Temple	65 <b>74</b>	157	H	Tulane	46 <b>50</b>	
				39	H	UCF	49 <b>62</b>	96	H	SFA	63 <b>67</b>	160	A	Wichita St.	46 <b>57</b>	
				46	H	Oklahoma St.	48 <b>78</b>					160	H	Wichita St.	61 <b>70</b>	
												192	A	Memphis	44 <b>63</b>	
												196	A	Little Rock	51 <b>63</b>	
												213	A	Stetson	60 <b>66</b>	
												217	H	Oral Roberts	67 65	
												218	A	SMU	38 <b>57</b>	
												218	H	SMU	65 58	
												220	A	UTEP	58 51	
												245	A	East Carolina	42 <b>59</b>	
												245	H	East Carolina	58 56	
												258	H	Arkansas St.	79 77	
												276	H	Colorado St.	61 55	
												293	H	LMU (CA)	75 56	
LAST 10 Division I																
160	H	Wichita St.	61 <b>70</b>	192	A	Memphis	44 <b>63</b>									
245	A	East Carolina	42 <b>59</b>	157	H	Tulane	46 <b>50</b>									
218	H	SMU	65 58	218	A	SMU	38 <b>57</b>									
74	A	Cincinnati	53 <b>78</b>	245	H	East Carolina	58 56									
39	H	UCF	49 <b>62</b>	6	A	UConn	34 <b>92</b>									

Non-Div I Games:

Tulsa

■ Loss, 
 ■ Non-Conf, 
 ■ S Site, 
 ■ Home 
 ■ Away 
 N Neutral

Average RPI Win:	213	WON-LOST	WINNING	LAST 10	STRENGTH OF	OPP. STRENGTH	TEAM	ADJ.	CONF.	ADJ CONF.
Average RPI Loss:	92	RECORD	PCT. RANK	GAMES	SCHEDULE	OF SCHEDULE	RPI	RPI	RPI	RPI
DIV. I ONLY	15- 10	105	7-3	142	129	122	122	13	13	
DIV. I NON-CONF.	6- 4	123	0	235	171	172	172	16	16	
TOTALS	RPI 1-25	RPI 26-50	W-L RECORDS	RPI 51-100	RPI 101-150	RPI 150+				
15- 10	0- 0	1- 2	OVERALL	1- 6	2- 0	11- 2				
9- 4	0- 0	1- 1	HOME	0- 3	1- 0	7- 0				
5- 5	0- 0	0- 1	AWAY	1- 2	0- 0	4- 2				
1- 1	0- 0	0- 0	NEUTRAL	0- 1	1- 0	0- 0				
6- 4	0- 0	0- 0	NON-CONFERENCE	0- 3	2- 0	4- 1				
4- 1	0- 0	0- 0	HOME	0- 1	1- 0	3- 0				
1- 2	0- 0	0- 0	AWAY	0- 1	0- 0	1- 1				
1- 1	0- 0	0- 0	NEUTRAL	0- 1	1- 0	0- 0				
9- 6	0- 0	1- 2	CONFERENCE	1- 3	0- 0	7- 1				
5- 3	0- 0	1- 1	HOME	0- 2	0- 0	4- 0				
4- 3	0- 0	0- 1	AWAY	1- 1	0- 0	3- 1				
0- 0	0- 0	0- 0	NEUTRAL	0- 0	0- 0	0- 0				

RPI S	Opponent	Score	RPI S	Opponent	Score	RPI S	Opponent	Score	RPI S	Opponent	Score	Team's RPI: 122
27	H Old Dominion	76 65	56	A Oklahoma	75 82	110	H Auburn	80 75				
33	A Western Ky.	65 69	58	A Middle Tenn.	61 59	143	N Texas Southern	84 68				
49	H Charlotte	75 83	58	H Middle Tenn.	52 62	173	H Samford	76 69				
			66	A Rice	53 64	192	A Memphis	52 77				
			66	H Rice	65 74	200	H Fla. Atlantic	92 73				
			76	N Colorado	69 77	205	A Southern Miss.	74 68				
			100	H Boise St.	81 83	220	H UTEP	63 51				
						228	A Marshall	56 61				
						247	H South Alabama	77 61				
						259	A North Texas	51 50				
						265	A Louisiana Tech	71 51				
						303	H FIU	71 58				
						312	H UTSA	94 55				
						333	A Alcorn	86 65				
						342	H McNeese	97 70				
LAST 10 Division I												
66	H Rice	65 74	220	H UTEP	63 51							
58	A Middle Tenn.	61 59	312	H UTSA	94 55							
58	H Middle Tenn.	52 62	265	A Louisiana Tech	71 51							
259	A North Texas	51 50	205	A Southern Miss.	74 68							
66	A Rice	53 64	200	H Fla. Atlantic	92 73							

Non-Div I Games: Ala.-Huntsville 74 57 Tuskegee 103 60

UAB

Loss, Non-Conf, S Site, H Home A Away N Neutral

Average RPI Win:	248	WON-LOST	WINNING	LAST 10	STRENGTH OF	OPP. STRENGTH	TEAM	ADJ.	CONF.	ADJ CONF.
Average RPI Loss:	168	RECORD	PCT. RANK	GAMES	SCHEDULE	OF SCHEDULE	RPI	RPI	RPI	RPI
DIV. I ONLY	14- 11	143	8-2	209	251	161	161	28	28	
DIV. I NON-CONF.	4- 8	235	0	122	133	212	212	26	26	
TOTALS	RPI 1-25	RPI 26-50	W-L RECORDS	RPI 51-100	RPI 101-150	RPI 150+				
14- 11	0- 1	0- 0	OVERALL	0- 3	1- 0	13- 7				
9- 3	0- 0	0- 0	HOME	0- 0	1- 0	8- 3				
5- 8	0- 1	0- 0	AWAY	0- 3	0- 0	5- 4				
0- 0	0- 0	0- 0	NEUTRAL	0- 0	0- 0	0- 0				
4- 8	0- 1	0- 0	NON-CONFERENCE	0- 3	1- 0	3- 4				
3- 2	0- 0	0- 0	HOME	0- 0	1- 0	2- 2				
1- 6	0- 1	0- 0	AWAY	0- 3	0- 0	1- 2				
0- 0	0- 0	0- 0	NEUTRAL	0- 0	0- 0	0- 0				
10- 3	0- 0	0- 0	CONFERENCE	0- 0	0- 0	10- 3				
6- 1	0- 0	0- 0	HOME	0- 0	0- 0	6- 1				
4- 2	0- 0	0- 0	AWAY	0- 0	0- 0	4- 2				
0- 0	0- 0	0- 0	NEUTRAL	0- 0	0- 0	0- 0				

RPI 1-25				RPI 26-50				RPI 51-100				RPI 101+ Team's RPI: 161			
RPI	S	Opponent	Score	RPI	S	Opponent	Score	RPI	S	Opponent	Score	RPI	S	Opponent	Score
8	A	Stanford	55 67					73	A	Fresno St.	65 73	136	H	Boston U.	75 68
								82	A	Montana St.	65 77	162	A	Northern Ariz.	71 61
								85	A	Minnesota	67 76	166	A	Saint Mary's (CA)	74 83
												195	A	Pepperdine	67 70
												199	A	Hawaii	65 48
												199	H	Hawaii	62 49
												204	H	Santa Clara	61 62
												215	H	Portland St.	70 76
												230	A	Cal St. Fullerton	72 61
												230	H	Cal St. Fullerton	61 71
												233	H	San Francisco	79 67
												255	A	UC Santa Barbara	56 46
												255	H	UC Santa Barbara	66 63
												283	H	CSUN	61 39
												289	H	Long Beach St.	57 55
												290	A	UC Irvine	68 73
												290	H	UC Irvine	65 53
												301	A	UC Riverside	70 75
												308	H	Sacramento St.	77 75
												314	A	Cal Poly	42 36
												314	H	Cal Poly	71 58
LAST 10 Division I															
199	A	Hawaii	65 48	230	A	Cal St. Fullerton	72 61								
230	H	Cal St. Fullerton	61 71	255	H	UC Santa Barbara	66 63								
290	H	UC Irvine	65 53	283	H	CSUN	61 39								
314	H	Cal Poly	71 58	314	A	Cal Poly	42 36								
290	A	UC Irvine	68 73	255	A	UC Santa Barbara	56 46								

Non-Div I Games: William Jessup 96 32

UC Davis

■ Loss, 
 ■ Non-Conf, 
 ■ S Site, 
 ■ Home 
 ■ A Away 
 N Neutral

RPI

RPI 101+		Team's RPI:	290
RPI	S	Opponent	Score
108	A	Washington St.	59 87
120	N	Vanderbilt	63 76
131	N	Davidson	72 78
156	N	North Ala.	60 88
161	A	UC Davis	53 65
161	H	UC Davis	73 68
163	H	San Jose St.	79 77
178	A	Southern Utah	68 82
199	A	Hawaii	70 94
215	H	Portland St.	61 70
215	N	Portland St.	83 75
218	A	SMU	56 59
230	H	Cal St. Fullerton	82 75
233	N	San Francisco	61 68
242	A	Denver	75 83
255	A	UC Santa Barbara	57 67
255	H	UC Santa Barbara	61 65
283	A	CSUN	62 70
283	H	CSUN	51 56
289	A	Long Beach St.	70 61
289	H	Long Beach St.	46 56
293	H	LMU (CA)	80 65
301	A	UC Riverside	77 53
314	A	Cal Poly	68 57
314	H	Cal Poly	54 51

U  
C  
I  
r  
v  
i  
n  
e

Page 300

## UC Riverside

Through Games Of Feb. 24, 2020

Average RPI Win:	267	WON-LOST	WINNING	LAST 10	STRENGTH OF	OPP. STRENGTH	TEAM	ADJ.	CONF.	ADJ CONF.
Average RPI Loss:	203	RECORD	PCT. RANK	GAMES	SCHEDULE	OF SCHEDULE	RPI	RPI	RPI	RPI
DIV. I ONLY	8- 18	285	3-7	263	263	301	301	28	28	
DIV. I NON-CONF.	4- 10	259	0	194	208	262	262	26	26	
TOTALS	RPI 1-25	RPI 26-50	W-L RECORDS	RPI 51-100	RPI 101-150	RPI 150+				
8- 18	0- 2	0- 0	OVERALL	0- 1	0- 2	8- 13				
6- 5	0- 0	0- 0	HOME	0- 1	0- 0	6- 4				
2- 13	0- 2	0- 0	AWAY	0- 0	0- 2	2- 9				
0- 0	0- 0	0- 0	NEUTRAL	0- 0	0- 0	0- 0				
4- 10	0- 2	0- 0	NON-CONFERENCE	0- 1	0- 2	4- 5				
3- 2	0- 0	0- 0	HOME	0- 1	0- 0	3- 1				
1- 8	0- 2	0- 0	AWAY	0- 0	0- 2	1- 4				
0- 0	0- 0	0- 0	NEUTRAL	0- 0	0- 0	0- 0				
4- 8	0- 0	0- 0	CONFERENCE	0- 0	0- 0	4- 8				
3- 3	0- 0	0- 0	HOME	0- 0	0- 0	3- 3				
1- 5	0- 0	0- 0	AWAY	0- 0	0- 0	1- 5				
0- 0	0- 0	0- 0	NEUTRAL	0- 0	0- 0	0- 0				

RPI 1-25				RPI 26-50				RPI 51-100				RPI 101+ Team's RPI: 301			
RPI	S	Opponent	Score	RPI	S	Opponent	Score	RPI	S	Opponent	Score	RPI	S	Opponent	Score
1	A	Oregon	41 84					83	H	Southern California	59 76	102	A	VCU	51 67
24	A	Arizona	27 70									137	A	California	61 84
												161	H	UC Davis	75 70
												178	A	Southern Utah	68 79
												199	A	Hawaii	57 80
												199	H	Hawaii	59 65
												220	A	UTEP	50 63
												222	A	New Mexico	70 80
												230	A	Cal St. Fullerton	61 71
												231	H	CSU Bakersfield	53 52
												255	A	UC Santa Barbara	47 65
												255	H	UC Santa Barbara	66 61
												276	A	Colorado St.	40 52
												283	A	CSUN	67 62
												289	A	Long Beach St.	67 73
												289	H	Long Beach St.	58 57
												290	H	UC Irvine	53 77
												295	H	California Baptist	80 64
												302	H	Utah Valley	67 53
												314	A	Cal Poly	70 75
												314	H	Cal Poly	52 62
												321	A	New Mexico St.	60 58
												322	H	Weber St.	54 64
LAST 10 Division I															
255	A	UC Santa Barbara	47 65	290	H	UC Irvine	53 77								
314	H	Cal Poly	52 62	289	A	Long Beach St.	67 73								
289	H	Long Beach St.	58 57	199	H	Hawaii	59 65								
230	A	Cal St. Fullerton	61 71	314	A	Cal Poly	70 75								
283	A	CSUN	67 62	255	H	UC Santa Barbara	66 61								

Non-Div I Games:

UC Riverside

■ Loss, 
 ■ Non-Conf, 
 ■ S Site, 
 ■ Home 
 ■ A Away 
 N Neutral

Average RPI Win:	269	WON-LOST	WINNING	LAST 10	STRENGTH OF	OPP. STRENGTH	TEAM	ADJ.	CONF.	ADJ CONF.
Average RPI Loss:	190	RECORD	PCT. RANK	GAMES	SCHEDULE	OF SCHEDULE	RPI	RPI	RPI	RPI
DIV. I ONLY	11- 14	210	5-5	251	315	255	255	28	28	
DIV. I NON-CONF.	4- 8	235	0	179	291	265	265	26	26	
TOTALS	RPI 1-25	RPI 26-50	W-L RECORDS	RPI 51-100	RPI 101-150	RPI 150+				
11- 14	0- 1	0- 0	OVERALL	1- 1	0- 1	10- 11				
7- 5	0- 0	0- 0	HOME	1- 0	0- 1	6- 4				
3- 8	0- 1	0- 0	AWAY	0- 0	0- 0	3- 7				
1- 1	0- 0	0- 0	NEUTRAL	0- 1	0- 0	1- 0				
4- 8	0- 1	0- 0	NON-CONFERENCE	1- 1	0- 1	3- 5				
3- 2	0- 0	0- 0	HOME	1- 0	0- 1	2- 1				
0- 5	0- 1	0- 0	AWAY	0- 0	0- 0	0- 4				
1- 1	0- 0	0- 0	NEUTRAL	0- 1	0- 0	1- 0				
7- 6	0- 0	0- 0	CONFERENCE	0- 0	0- 0	7- 6				
4- 3	0- 0	0- 0	HOME	0- 0	0- 0	4- 3				
3- 3	0- 0	0- 0	AWAY	0- 0	0- 0	3- 3				
0- 0	0- 0	0- 0	NEUTRAL	0- 0	0- 0	0- 0				

RPI 1-25					RPI 26-50					RPI 51-100					RPI 101+					Team's RPI: 255	
RPI	S	Opponent	Score		RPI	S	Opponent	Score		RPI	S	Opponent	Score		RPI	S	Opponent	Score			
24	A	Arizona	42	61						83	H	Southern California	57	46	115	H	Pacific	53	63		
										96	N	SFA	56	67	161	A	UC Davis	63	66		
															161	H	UC Davis	46	56		
															163	H	San Jose St.	70	73		
															166	A	Saint Mary's (CA)	43	64		
															199	H	Hawaii	51	63		
															227	A	Grand Canyon	57	58		
															230	A	Cal St. Fullerton	75	66		
															230	H	Cal St. Fullerton	68	70		
															231	A	CSU Bakersfield	62	66		
															235	H	San Diego St.	64	52		
															283	A	CSUN	65	55		
															283	H	CSUN	65	60		
															289	A	Long Beach St.	53	59		
															290	A	UC Irvine	65	61		
															290	H	UC Irvine	67	57		
															295	A	California Baptist	81	85		
															301	A	UC Riverside	61	66		
															301	H	UC Riverside	65	47		
															302	H	Utah Valley	59	51		
															314	H	Cal Poly	52	50		
															347	N	Chicago St.	96	65		
LAST 10 Division I																					
301	H	UC Riverside	65	47	290	H	UC Irvine	67	57												
283	H	CSUN	65	60	161	A	UC Davis	63	66												
283	A	CSUN	65	55	230	A	Cal St. Fullerton	75	66												
289	A	Long Beach St.	53	59	161	H	UC Davis	46	56												
199	H	Hawaii	51	63	301	A	UC Riverside	61	66												

Non-Div I Games: Ottawa (AZ) 72 57

UC Santa Barbara

■ Loss, 
 ■ Non-Conf, 
 ■ S Site, 
 ■ Home 
 ■ A Away 
 N Neutral

UCF				STRENGTH OF	OPP. STRENGTH	TEAM	ADJ.	CONF.	ADJ CONF.
Average RPI Win:	165	WON-LOST	WINNING	LAST 10	SCHEDULE	OF SCHEDULE	RPI	RPI	RPI
Average RPI Loss:	53	RECORD	PCT. RANK	GAMES					
DIV. I ONLY	16- 9	83	7-3	24	78	39	39	9	9
DIV. I NON-CONF.	8- 4	90	0	24	94	44	44	10	10
TOTALS	RPI 1-25	RPI 26-50	W-L RECORDS	RPI 51-100	RPI 101-150	RPI 150+			
16- 9	1- 3	0- 2	OVERALL	4- 3	0- 0	11- 1			
12- 1	1- 1	0- 0	HOME	2- 0	0- 0	9- 0			
4- 6	0- 1	0- 1	AWAY	2- 3	0- 0	2- 1			
0- 2	0- 1	0- 1	NEUTRAL	0- 0	0- 0	0- 0			
8- 4	1- 1	0- 2	NON-CONFERENCE	1- 1	0- 0	6- 0			
7- 0	1- 0	0- 0	HOME	0- 0	0- 0	6- 0			
1- 2	0- 0	0- 1	AWAY	1- 1	0- 0	0- 0			
0- 2	0- 1	0- 1	NEUTRAL	0- 0	0- 0	0- 0			
8- 5	0- 2	0- 0	CONFERENCE	3- 2	0- 0	5- 1			
5- 1	0- 1	0- 0	HOME	2- 0	0- 0	3- 0			
3- 4	0- 1	0- 0	AWAY	1- 2	0- 0	2- 1			
0- 0	0- 0	0- 0	NEUTRAL	0- 0	0- 0	0- 0			

RPI 1-25				RPI 26-50				RPI 51-100				RPI 101+			
RPI	S	Opponent	Score	RPI	S	Opponent	Score	RPI	S	Opponent	Score	RPI	S	Opponent	Score
6	A	UConn	53 66	32	A	FGCU	50 72	57	A	Belmont	37 72	155	H	Wright St.	69 53
6	H	UConn	52 59	40	N	James Madison	43 46	69	A	South Fla.	64 57	157	A	Tulane	59 60
11	N	UCLA	56 61					69	H	South Fla.	56 48	166	H	Saint Mary's (CA)	67 58
18	H	Central Mich.	64 58					74	A	Cincinnati	64 81	183	H	Delaware	75 49
								74	H	Cincinnati	49 42	190	H	Quinnipiac	80 58
								90	A	Temple	65 67	191	A	Houston	67 49
								96	A	SFA	63 57	192	H	Memphis	82 66
												213	H	Stetson	66 40
												218	H	SMU	67 57
												245	H	East Carolina	91 55
												270	A	Tulsa	62 49
												286	H	Pittsburgh	74 58
LAST 10 Division I															
6	A	UConn	53 66	218	H	SMU	67 57								
69	H	South Fla.	56 48	90	A	Temple	65 67								
74	H	Cincinnati	49 42	192	H	Memphis	82 66								
191	A	Houston	67 49	157	A	Tulane	59 60								
270	A	Tulsa	62 49	69	A	South Fla.	64 57								

Non-Div I Games:

UCF

■ Loss, 
 ■ Non-Conf, 
 ■ S Site, 
 ■ Home 
 ■ A Away 
 N Neutral

Average RPI Win:	114	WON-LOST	WINNING	LAST 10	STRENGTH OF	OPP. STRENGTH	TEAM	ADJ.	CONF.	ADJ CONF.
Average RPI Loss:	59	RECORD	PCT. RANK	GAMES	SCHEDULE	OF SCHEDULE	RPI	RPI	RPI	RPI
DIV. I ONLY	23- 4	16	7-3	48	7	11	11	1	1	
DIV. I NON-CONF.	11- 0	1	0	191	44	19	19	2	2	
TOTALS	RPI 1-25	RPI 26-50	W-L RECORDS	RPI 51-100	RPI 101-150	RPI 150+				
23- 4	4- 2	4- 0	OVERALL	4- 1	6- 1	5- 0				
12- 1	2- 1	1- 0	HOME	2- 0	3- 0	4- 0				
10- 3	2- 1	2- 0	AWAY	2- 1	3- 1	1- 0				
1- 0	0- 0	1- 0	NEUTRAL	0- 0	0- 0	0- 0				
11- 0	1- 0	2- 0	NON-CONFERENCE	2- 0	1- 0	5- 0				
6- 0	0- 0	0- 0	HOME	1- 0	1- 0	4- 0				
4- 0	1- 0	1- 0	AWAY	1- 0	0- 0	1- 0				
1- 0	0- 0	1- 0	NEUTRAL	0- 0	0- 0	0- 0				
12- 4	3- 2	2- 0	CONFERENCE	2- 1	5- 1	0- 0				
6- 1	2- 1	1- 0	HOME	1- 0	2- 0	0- 0				
6- 3	1- 1	1- 0	AWAY	1- 1	3- 1	0- 0				
0- 0	0- 0	0- 0	NEUTRAL	0- 0	0- 0	0- 0				

RPI 1-25				Team's RPI: 11				RPI 26-50				RPI 51-100				RPI 101+			
RPI	S	Opponent	Score	RPI	S	Opponent	Score	RPI	S	Opponent	Score	RPI	S	Opponent	Score	RPI	S	Opponent	Score
1	H	Oregon	66 80	29	A	Arizona St.	70 61	68	H	Yale	100 65	107	A	Utah	84 54				
8	A	Stanford	79 69	29	H	Arizona St.	68 66	70	A	Georgia	59 50	108	A	Washington St.	70 62				
17	H	Oregon St.	83 74	39	N	UCF	61 56	76	A	Colorado	65 62	108	H	Washington St.	66 50				
19	A	Indiana	68 58	45	A	Virginia	73 62	83	A	Southern California	68 70	115	H	Pacific	68 57				
24	A	Arizona	66 92					83	H	Southern California	83 59	126	A	Washington	68 74				
24	H	Arizona	70 58									126	H	Washington	85 80				
												137	A	California	74 70				
												224	H	Northern Colo.	92 58				
												283	A	CSUN	58 44				
												289	H	Long Beach St.	86 51				
												293	H	LMU (CA)	74 52				
												322	H	Weber St.	85 45				
LAST 10 Division I																			
126	A	Washington	68 74	8	A	Stanford	79 69												
108	A	Washington St.	70 62	29	A	Arizona St.	70 61												
17	H	Oregon St.	83 74	24	A	Arizona	66 92												
1	H	Oregon	66 80	108	H	Washington St.	66 50												
137	A	California	74 70	126	H	Washington	85 80												

Non-Div I Games:

UCLA

■ Loss, 
 ■ Non-Conf, S Site, 
 ■ Home 
 ■ Away 
 N Neutral



Average RPI Win:	115	WON-LOST	WINNING	LAST 10	STRENGTH OF	OPP. STRENGTH	TEAM	ADJ.	CONF.	ADJ CONF.
Average RPI Loss:	2	RECORD	PCT. RANK	GAMES	SCHEDULE	OF SCHEDULE	RPI	RPI	RPI	RPI
DIV. I ONLY	23- 3	11	8-2	19	6	6	6	9	9	
DIV. I NON-CONF.	10- 3	57	1-2	6	1	4	4	10	10	
TOTALS	RPI 1-25	RPI 26-50	W-L RECORDS	RPI 51-100	RPI 101-150	RPI 150+				
23- 3	2- 3	3- 0	OVERALL	7- 0	3- 0	8- 0				
11- 2	0- 2	2- 0	HOME	2- 0	2- 0	5- 0				
11- 1	2- 1	1- 0	AWAY	4- 0	1- 0	3- 0				
1- 0	0- 0	0- 0	NEUTRAL	1- 0	0- 0	0- 0				
10- 3	2- 3	1- 0	NON-CONFERENCE	4- 0	3- 0	0- 0				
4- 2	0- 2	1- 0	HOME	1- 0	2- 0	0- 0				
5- 1	2- 1	0- 0	AWAY	2- 0	1- 0	0- 0				
1- 0	0- 0	0- 0	NEUTRAL	1- 0	0- 0	0- 0				
13- 0	0- 0	2- 0	CONFERENCE	3- 0	0- 0	8- 0				
7- 0	0- 0	1- 0	HOME	1- 0	0- 0	5- 0				
6- 0	0- 0	1- 0	AWAY	2- 0	0- 0	3- 0				
0- 0	0- 0	0- 0	NEUTRAL	0- 0	0- 0	0- 0				

RPI	S	Opponent	Score	RPI	S	Opponent	Score	RPI	S	Opponent	Score	RPI	S	Opponent	Score
1	H	Oregon	56 74	39	A	UCF	59 52	52	A	Dayton	75 37	116	H	Notre Dame	81 57
2	A	South Carolina	52 70	39	H	UCF	66 53	55	H	Tennessee	60 45	120	A	Vanderbilt	64 51
4	H	Baylor	58 74	45	H	Virginia	83 44	56	N	Oklahoma	97 53	137	H	California	72 61
20	A	DePaul	84 74					69	A	South Fla.	67 47	157	H	Tulane	74 31
21	A	Ohio St.	73 62					74	H	Cincinnati	80 50	160	H	Wichita St.	83 55
								77	A	Seton Hall	92 78	191	H	Houston	91 51
								90	A	Temple	83 54	192	A	Memphis	68 56
												192	H	Memphis	94 55
												218	A	SMU	80 42
												245	A	East Carolina	98 42
												270	H	Tulsa	92 34
LAST 10 Division I															
39	H	UCF	66 53	1	H	Oregon	56 74	74	H	Cincinnati	80 50				
157	H	Tulane	74 31					245	A	East Carolina	98 42				
69	A	South Fla.	67 47	2	A	South Carolina	52 70	55	H	Tennessee	60 45				
192	H	Memphis	94 55					270	H	Tulsa	92 34				

Non-Div I Games:

UConn

Average RPI Win:	292	WON-LOST	WINNING	LAST 10	STRENGTH OF	OPP. STRENGTH	TEAM	ADJ.	CONF.	ADJ CONF.
Average RPI Loss:	192	RECORD	PCT. RANK	GAMES	SCHEDULE	OF SCHEDULE	RPI	RPI	RPI	RPI
DIV. I ONLY	3- 25	343	1-9	290	261	343	343	22	22	
DIV. I NON-CONF.	1- 10	329	0	302	212	336	336	19	19	
TOTALS	RPI 1-25	RPI 26-50	W-L RECORDS	RPI 51-100	RPI 101-150	RPI 150+				
3- 25	0- 0	0- 1	OVERALL	0- 2	0- 5	3- 17				
2- 12	0- 0	0- 1	HOME	0- 1	0- 2	2- 8				
1- 13	0- 0	0- 0	AWAY	0- 1	0- 3	1- 9				
0- 0	0- 0	0- 0	NEUTRAL	0- 0	0- 0	0- 0				
1- 10	0- 0	0- 1	NON-CONFERENCE	0- 1	0- 3	1- 5				
0- 5	0- 0	0- 1	HOME	0- 0	0- 1	0- 3				
1- 5	0- 0	0- 0	AWAY	0- 1	0- 2	1- 2				
0- 0	0- 0	0- 0	NEUTRAL	0- 0	0- 0	0- 0				
2- 15	0- 0	0- 0	CONFERENCE	0- 1	0- 2	2- 12				
2- 7	0- 0	0- 0	HOME	0- 1	0- 1	2- 5				
0- 8	0- 0	0- 0	AWAY	0- 0	0- 1	0- 7				
0- 0	0- 0	0- 0	NEUTRAL	0- 0	0- 0	0- 0				

RPI S	Opponent	Score	RPI S	Opponent	Score	RPI S	Opponent	Score	RPI S	Opponent	Score	Team's RPI: 343
26	H Florida St.	42 86	64	H IUPUI	49 88	121	A Kansas	50 91	130	A Green Bay	36 73	
			94	A Kansas St.	40 84	130	H Green Bay	49 75	149	A Valparaiso	37 63	
						150	H Western Mich.	52 80	155	A Wright St.	55 79	
						155	H Wright St.	43 58	159	H Eastern Mich.	59 68	
						186	A Northern Ky.	35 78	186	H Northern Ky.	46 88	
						198	A Miami (OH)	35 85	202	A Cleveland St.	44 84	
						202	H Cleveland St.	43 83	214	H Eastern Ill.	45 80	
						238	A Milwaukee	55 71	238	H Milwaukee	60 66	
						251	A Youngstown St.	65 77	251	H Youngstown St.	59 53	
						272	H Indiana St.	40 61	277	A Oakland	46 63	
						277	H Oakland	70 64	332	A Detroit Mercy	52 58	
						332	H Detroit Mercy	62 70	336	A Purdue Fort Wayne	50 61	
						347	A Chicago St.	73 61				
LAST 10 Division I												
238	H Milwaukee	60 66	277	A Oakland	46 63							
130	H Green Bay	49 75	202	H Cleveland St.	43 83							
155	A Wright St.	55 79	251	H Youngstown St.	59 53							
186	A Northern Ky.	35 78	64	H IUPUI	49 88							
332	A Detroit Mercy	52 58	130	A Green Bay	36 73							

Non-Div I Games:

UIC

■ Loss, 
 ■ Non-Conf, 
 ■ S Site, 
 ■ H Home 
 ■ A Away 
 N Neutral

Average RPI Win:	275	WON-LOST	WINNING	LAST 10	STRENGTH OF	OPP. STRENGTH	TEAM	ADJ.	CONF.	ADJ CONF.
Average RPI Loss:	196	RECORD	PCT. RANK	GAMES	SCHEDULE	OF SCHEDULE	RPI	RPI	RPI	RPI
DIV. I ONLY	9- 15	248	6-4	273	331	288	288	27	27	
DIV. I NON-CONF.	3- 7	252	0	222	324	275	275	28	28	
TOTALS	RPI 1-25	RPI 26-50	W-L RECORDS	RPI 51-100	RPI 101-150	RPI 150+				
9- 15	0- 0	0- 0	OVERALL	0- 3	0- 2	9- 10				
6- 4	0- 0	0- 0	HOME	0- 1	0- 0	6- 3				
3- 9	0- 0	0- 0	AWAY	0- 2	0- 2	3- 5				
0- 2	0- 0	0- 0	NEUTRAL	0- 0	0- 0	0- 2				
3- 7	0- 0	0- 0	NON-CONFERENCE	0- 1	0- 2	3- 4				
2- 1	0- 0	0- 0	HOME	0- 0	0- 0	2- 1				
1- 4	0- 0	0- 0	AWAY	0- 1	0- 2	1- 1				
0- 2	0- 0	0- 0	NEUTRAL	0- 0	0- 0	0- 2				
6- 8	0- 0	0- 0	CONFERENCE	0- 2	0- 0	6- 6				
4- 3	0- 0	0- 0	HOME	0- 1	0- 0	4- 2				
2- 5	0- 0	0- 0	AWAY	0- 1	0- 0	2- 4				
0- 0	0- 0	0- 0	NEUTRAL	0- 0	0- 0	0- 0				

RPI 1-25				RPI 26-50				RPI 51-100				RPI 101+				Team's RPI: 288	
RPI	S	Opponent	Score	RPI	S	Opponent	Score	RPI	S	Opponent	Score	RPI	S	Opponent	Score		
								59	A	Stony Brook	45	57	117	A	William & Mary	48	76
								59	H	Stony Brook	49	66	140	A	Mt. St. Mary's	61	71
								98	A	Syracuse	48	82	167	H	Binghamton	43	61
												171	N	La Salle	58	74	
												174	A	Lafayette	65	58	
												187	A	Maine	74	54	
												216	N	Kennesaw St.	44	59	
												237	A	UMass Lowell	64	75	
												237	H	UMass Lowell	65	52	
												240	H	Morgan St.	65	63	
												249	H	Howard	61	72	
												268	A	New Hampshire	51	56	
												268	H	New Hampshire	63	72	
												280	A	Wagner	60	67	
												297	A	Vermont	58	60	
												297	H	Vermont	54	47	
												319	A	Albany (NY)	51	56	
												319	H	Albany (NY)	54	44	
												331	H	Coppin St.	71	48	
												346	A	Hartford	56	47	
												346	H	Hartford	61	54	
LAST 10 Division I																	
				297	H	Vermont	54	47	59	H	Stony Brook	49	66				
				319	H	Albany (NY)	54	44	319	A	Albany (NY)	51	56				
				268	A	New Hampshire	51	56	187	A	Maine	74	54				
				237	H	UMass Lowell	65	52	346	H	Hartford	61	54				
				346	A	Hartford	56	47	268	H	New Hampshire	63	72				

Non-Div I Games: Gettysburg 92 50

UMBC

■ Loss, 
 ■ Non-Conf, 
 ■ S Site, 
 ■ H Home 
 ■ A Away 
 N Neutral

UMES				STRENGTH OF SCHEDULE	OPP. STRENGTH OF SCHEDULE	TEAM RPI	ADJ. RPI	CONF. RPI	ADJ CONF. RPI
Average RPI Win:	229	WON-LOST RECORD	WINNING PCT. RANK						
Average RPI Loss:	190		LAST 10 GAMES						
DIV. I ONLY	3- 21	331	1-9	184	314	325	325	29	29
DIV. I NON-CONF.	1- 10	329	0	73	159	285	285	29	29
-----									
TOTALS	RPI 1-25	RPI 26-50	W-L RECORDS	RPI 51-100	RPI 101-150	RPI 150+			
3- 21	0- 0	0- 3	OVERALL	0- 1	1- 4	2- 13			
2- 8	0- 0	0- 0	HOME	0- 0	1- 2	1- 6			
1- 13	0- 0	0- 3	AWAY	0- 1	0- 2	1- 7			
0- 0	0- 0	0- 0	NEUTRAL	0- 0	0- 0	0- 0			
1- 10	0- 0	0- 3	NON-CONFERENCE	0- 1	1- 3	0- 3			
1- 3	0- 0	0- 0	HOME	0- 0	1- 1	0- 2			
0- 7	0- 0	0- 3	AWAY	0- 1	0- 2	0- 1			
0- 0	0- 0	0- 0	NEUTRAL	0- 0	0- 0	0- 0			
2- 11	0- 0	0- 0	CONFERENCE	0- 0	0- 1	2- 10			
1- 5	0- 0	0- 0	HOME	0- 0	0- 1	1- 4			
1- 6	0- 0	0- 0	AWAY	0- 0	0- 0	1- 6			
0- 0	0- 0	0- 0	NEUTRAL	0- 0	0- 0	0- 0			

RPI 1-25			RPI 26-50			RPI 51-100			RPI 101+ Team's RPI: 325		
RPI	S	Opponent	Score	RPI	S	Opponent	Score	RPI	S	Opponent	Score
				27	A	Old Dominion	39 48	98	A	Syracuse	50 65
				38	A	Virginia Tech	43 86		H	Bethune-Cookman	53 62
				49	A	Charlotte	44 64		H	Richmond	52 64
									A	William & Mary	50 78
									A	UNC Greensboro	48 86
									H	Mt. St. Mary's	78 76
									A	N.C. A&T	57 72
									H	N.C. A&T	31 67
									A	Norfolk St.	45 68
									A	Morgan St.	71 61
									H	Morgan St.	44 55
									H	Georgetown	39 57
									A	East Carolina	42 57
									H	Howard	58 79
									H	Longwood	62 71
									A	Delaware St.	58 72
									A	N.C. Central	70 78
									H	N.C. Central	65 63
									A	Coppin St.	63 66
									H	Florida A&M	71 81
									A	South Carolina St.	55 60
-----											
LAST 10 Division I											
				153	A	N.C. A&T	57 72		A	Morgan St.	71 61
				307	A	N.C. Central	70 78		A	Delaware St.	58 72
				341	H	Florida A&M	71 81		H	Morgan St.	44 55
				106	H	Bethune-Cookman	53 62		A	South Carolina St.	55 60
				331	A	Coppin St.	63 66		A	Norfolk St.	45 68

Non-Div I Games: Greensboro 65 48 Wesley 75 29

UMES

Loss, Non-Conf, S Site, H Home A Away N Neutral

Average RPI Win:	274	WON-LOST	WINNING	LAST 10	STRENGTH OF	OPP. STRENGTH	TEAM	ADJ.	CONF.	ADJ CONF.
Average RPI Loss:	167	RECORD	PCT. RANK	GAMES	SCHEDULE	OF SCHEDULE	RPI	RPI	RPI	RPI
DIV. I ONLY	15- 10	105	8-2	303	254	210	210	31	31	
DIV. I NON-CONF.	5- 7	205	0	254	52	260	260	32	32	
TOTALS	RPI 1-25	RPI 26-50	W-L RECORDS	RPI 51-100	RPI 101-150	RPI 150+				
15- 10	0- 1	0- 0	OVERALL	0- 1	1- 4	14- 4				
9- 5	0- 0	0- 0	HOME	0- 1	1- 3	8- 1				
6- 5	0- 1	0- 0	AWAY	0- 0	0- 1	6- 3				
0- 0	0- 0	0- 0	NEUTRAL	0- 0	0- 0	0- 0				
5- 7	0- 1	0- 0	NON-CONFERENCE	0- 1	1- 4	4- 1				
4- 4	0- 0	0- 0	HOME	0- 1	1- 3	3- 0				
1- 3	0- 1	0- 0	AWAY	0- 0	0- 1	1- 1				
0- 0	0- 0	0- 0	NEUTRAL	0- 0	0- 0	0- 0				
10- 3	0- 0	0- 0	CONFERENCE	0- 0	0- 0	10- 3				
5- 1	0- 0	0- 0	HOME	0- 0	0- 0	5- 1				
5- 2	0- 0	0- 0	AWAY	0- 0	0- 0	5- 2				
0- 0	0- 0	0- 0	NEUTRAL	0- 0	0- 0	0- 0				

RPI 1-25				RPI 26-50				RPI 51-100				RPI 101+ Team's RPI: 210			
RPI	S	Opponent	Score	RPI	S	Opponent	Score	RPI	S	Opponent	Score	RPI	S	Opponent	Score
10	A	Missouri St.	58 83					94	H	Kansas St.	67 74	104	H	Liberty	44 68
												115	A	Pacific	60 89
												131	H	Davidson	64 74
												145	H	Missouri	59 56
												147	H	Loyola Chicago	67 72
												215	H	Portland St.	87 69
												227	A	Grand Canyon	74 53
												227	H	Grand Canyon	56 62
												231	A	CSU Bakersfield	60 70
												231	H	CSU Bakersfield	58 43
												232	A	George Mason	64 58
												242	H	Denver	83 79
												295	A	California Baptist	83 81
												295	H	California Baptist	75 65
												300	H	Eastern Wash.	66 55
												302	A	Utah Valley	41 62
												304	A	Seattle U	76 65
												309	A	Omaha	53 57
												315	A	UTRGV	72 58
												315	H	UTRGV	60 56
												321	A	New Mexico St.	55 50
												321	H	New Mexico St.	56 52
												347	H	Chicago St.	73 57
LAST 10 Division I															
295	A	California Baptist	83 81	347	H	Chicago St.	73 57								
231	H	CSU Bakersfield	58 43	295	H	California Baptist	75 65								
227	H	Grand Canyon	56 62	227	A	Grand Canyon	74 53								
321	A	New Mexico St.	55 50	231	A	CSU Bakersfield	60 70								
315	A	UTRGV	72 58	321	H	New Mexico St.	56 52								

Non-Div I Games: Rockhurst 78 60 Science & Arts Okla74 43

UMKC

Loss, Non-Conf, S Site, H Home A Away N Neutral

Average RPI Win:	293	WON-LOST	WINNING	LAST 10	STRENGTH OF	OPP. STRENGTH	TEAM	ADJ.	CONF.	ADJ CONF.
Average RPI Loss:	141	RECORD	PCT. RANK	GAMES	SCHEDULE	OF SCHEDULE	RPI	RPI	RPI	RPI
DIV. I ONLY	13- 14	181	5-5	252	304	237	237	27	27	
DIV. I NON-CONF.	4- 9	250	0	255	287	284	284	28	28	
TOTALS	RPI 1-25	RPI 26-50	W-L RECORDS	RPI 51-100	RPI 101-150	RPI 150+				
13- 14	0- 0	0- 0	OVERALL	0- 5	0- 2	13- 7				
8- 6	0- 0	0- 0	HOME	0- 2	0- 1	8- 3				
5- 8	0- 0	0- 0	AWAY	0- 3	0- 1	5- 4				
0- 0	0- 0	0- 0	NEUTRAL	0- 0	0- 0	0- 0				
4- 9	0- 0	0- 0	NON-CONFERENCE	0- 3	0- 2	4- 4				
2- 4	0- 0	0- 0	HOME	0- 1	0- 1	2- 2				
2- 5	0- 0	0- 0	AWAY	0- 2	0- 1	2- 2				
0- 0	0- 0	0- 0	NEUTRAL	0- 0	0- 0	0- 0				
9- 5	0- 0	0- 0	CONFERENCE	0- 2	0- 0	9- 3				
6- 2	0- 0	0- 0	HOME	0- 1	0- 0	6- 1				
3- 3	0- 0	0- 0	AWAY	0- 1	0- 0	3- 2				
0- 0	0- 0	0- 0	NEUTRAL	0- 0	0- 0	0- 0				

RPI S	Opponent	Score	RPI S	Opponent	Score	RPI S	Opponent	Score	RPI S	Opponent	Score	Team's RPI: 237
						59	A Stony Brook	41 60	121	A Kansas	44 79	
						59	H Stony Brook	69 89	148	H Massachusetts	58 74	
						68	H Yale	59 67	164	H Dartmouth	51 62	
						81	A Boston College	46 89	167	A Binghamton	66 56	
						88	A Colgate	51 73	167	H Binghamton	58 62	
									170	A Providence	38 63	
									185	A Merrimack	50 73	
									187	A Maine	53 77	
									187	H Maine	66 57	
									188	H Cornell	56 70	
									268	A New Hampshire	66 53	
									268	H New Hampshire	58 53	
									288	A UMBC	52 65	
									288	H UMBC	75 64	
									297	H Vermont	61 47	
									317	H Fairleigh Dickinson	61 56	
									319	H Albany (NY)	53 51	
									324	A Bryant	55 35	
									330	H LIU Brooklyn	65 56	
									346	A Hartford	68 63	
									346	H Hartford	64 56	
									348	A Central Conn. St.	56 54	
LAST 10 Division I												
			167	H Binghamton	58 62	268	A New Hampshire	66 53				
			346	H Hartford	64 56	59	A Stony Brook	41 60				
			187	A Maine	53 77	297	H Vermont	61 47				
			288	A UMBC	52 65	319	H Albany (NY)	53 51				
			59	H Stony Brook	69 89	187	H Maine	66 57				

Non-Div I Games:

UMass Lowell

■ Loss, 
 ■ Non-Conf, 
 ■ S Site, 
 ■ H Home 
 ■ A Away 
 N Neutral

Average RPI Win:	271	WON-LOST	WINNING	LAST 10	STRENGTH OF	OPP. STRENGTH	TEAM	ADJ.	CONF.	ADJ CONF.
Average RPI Loss:	209	RECORD	PCT. RANK	GAMES	SCHEDULE	OF SCHEDULE	RPI	RPI	RPI	RPI
DIV. I ONLY	13- 11	156	4-6	334	329	250	250	25	25	
DIV. I NON-CONF.	4- 3	138	0	336	336	233	233	27	27	
TOTALS	RPI 1-25	RPI 26-50	W-L RECORDS	RPI 51-100	RPI 101-150	RPI 150+				
13- 11	0- 0	0- 0	OVERALL	0- 0	1- 5	12- 6				
6- 5	0- 0	0- 0	HOME	0- 0	1- 2	5- 3				
6- 6	0- 0	0- 0	AWAY	0- 0	0- 3	6- 3				
1- 0	0- 0	0- 0	NEUTRAL	0- 0	0- 0	1- 0				
4- 3	0- 0	0- 0	NON-CONFERENCE	0- 0	0- 2	4- 1				
1- 1	0- 0	0- 0	HOME	0- 0	0- 1	1- 0				
2- 2	0- 0	0- 0	AWAY	0- 0	0- 1	2- 1				
1- 0	0- 0	0- 0	NEUTRAL	0- 0	0- 0	1- 0				
9- 8	0- 0	0- 0	CONFERENCE	0- 0	1- 3	8- 5				
5- 4	0- 0	0- 0	HOME	0- 0	1- 1	4- 3				
4- 4	0- 0	0- 0	AWAY	0- 0	0- 2	4- 2				
0- 0	0- 0	0- 0	NEUTRAL	0- 0	0- 0	0- 0				

[illegible]

UNC Asheville

Loss, Non-Conf, S Site, H Home A Away N Neutral

UNC Greensboro

Through Games Of Feb. 24, 2020

Average RPI Win:	251	WON-LOST	WINNING	LAST 10	STRENGTH OF	OPP. STRENGTH	TEAM	ADJ.	CONF.	ADJ CONF.
Average RPI Loss:	157	RECORD	PCT. RANK	GAMES	SCHEDULE	OF SCHEDULE	RPI	RPI	RPI	RPI
DIV. I ONLY	17- 7	55	7-3	280	274	132	132	26	26	
DIV. I NON-CONF.	8- 4	90	0	144	293	92	92	22	22	
TOTALS	RPI 1-25	RPI 26-50	W-L RECORDS	RPI 51-100	RPI 101-150	RPI 150+				
17- 7	0- 0	0- 0	OVERALL	0- 1	2- 2	15- 4				
10- 2	0- 0	0- 0	HOME	0- 0	0- 1	10- 1				
7- 5	0- 0	0- 0	AWAY	0- 1	2- 1	5- 3				
0- 0	0- 0	0- 0	NEUTRAL	0- 0	0- 0	0- 0				
8- 4	0- 0	0- 0	NON-CONFERENCE	0- 1	2- 2	6- 1				
4- 1	0- 0	0- 0	HOME	0- 0	0- 1	4- 0				
4- 3	0- 0	0- 0	AWAY	0- 1	2- 1	2- 1				
0- 0	0- 0	0- 0	NEUTRAL	0- 0	0- 0	0- 0				
9- 3	0- 0	0- 0	CONFERENCE	0- 0	0- 0	9- 3				
6- 1	0- 0	0- 0	HOME	0- 0	0- 0	6- 1				
3- 2	0- 0	0- 0	AWAY	0- 0	0- 0	3- 2				
0- 0	0- 0	0- 0	NEUTRAL	0- 0	0- 0	0- 0				

RPI S	Opponent	Score	RPI S	Opponent	Score	RPI S	Opponent	Score	RPI S	Opponent	Score	Team's RPI: 132
						78 A	Coastal Caro.	54 63	104 A	Liberty	58 53	
									109 A	Campbell	64 72	
									111 A	Wake Forest	67 65	
									114 H	Richmond	62 70	
									153 A	N.C. A&T	48 57	
									173 H	Samford	42 56	
									184 H	High Point	82 70	
									196 A	Chattanooga	59 74	
									196 H	Chattanooga	49 41	
									212 A	Furman	59 53	
									212 H	Furman	61 53	
									236 H	Appalachian St.	54 47	
									250 A	UNC Asheville	67 40	
									263 A	Col. of Charleston	69 56	
									273 A	Wofford	61 66	
									273 H	Wofford	49 45	
									291 A	ETSU	65 45	
									291 H	ETSU	63 47	
									313 H	Georgia St.	64 49	
									325 H	UMES	86 48	
									328 H	Mercer	67 51	
									339 A	Western Caro.	72 61	
									339 H	Western Caro.	54 43	
LAST 10 Division I												
212 H	Furman	61 53	173 H	Samford	42 56							
273 H	Wofford	49 45	328 H	Mercer	67 51							
339 A	Western Caro.	72 61	273 A	Wofford	61 66							
291 A	ETSU	65 45	212 A	Furman	59 53							
196 A	Chattanooga	59 74	339 H	Western Caro.	54 43							

Non-Div I Games: Erskine 106 44 Concord 80 45 Lenoir-Rhyne 84 59

UNC Greensboro

Loss, Non-Conf, S Site, H Home A Away N Neutral



Average RPI Win:	256	WON-LOST	WINNING	LAST 10	STRENGTH OF	OPP. STRENGTH	TEAM	ADJ.	CONF.	ADJ CONF.
Average RPI Loss:	142	RECORD	PCT. RANK	GAMES	SCHEDULE	OF SCHEDULE	RPI	RPI	RPI	RPI
DIV. I ONLY	6- 17	301	2-8	139	211	274	274	14	14	
DIV. I NON-CONF.	2- 7	288	0	204	305	297	297	13	13	
TOTALS	RPI 1-25	RPI 26-50	W-L RECORDS	RPI 51-100	RPI 101-150	RPI 150+				
6- 17	0- 1	0- 3	OVERALL	0- 1	1- 4	5- 8				
3- 8	0- 0	0- 2	HOME	0- 1	0- 1	3- 4				
3- 8	0- 1	0- 1	AWAY	0- 0	1- 2	2- 4				
0- 1	0- 0	0- 0	NEUTRAL	0- 0	0- 1	0- 0				
2- 7	0- 1	0- 0	NON-CONFERENCE	0- 1	0- 2	2- 3				
1- 3	0- 0	0- 0	HOME	0- 1	0- 0	1- 2				
1- 3	0- 1	0- 0	AWAY	0- 0	0- 1	1- 1				
0- 1	0- 0	0- 0	NEUTRAL	0- 0	0- 1	0- 0				
4- 10	0- 0	0- 3	CONFERENCE	0- 0	1- 2	3- 5				
2- 5	0- 0	0- 2	HOME	0- 0	0- 1	2- 2				
2- 5	0- 0	0- 1	AWAY	0- 0	1- 1	1- 3				
0- 0	0- 0	0- 0	NEUTRAL	0- 0	0- 0	0- 0				

RPI 1-25				RPI 26-50				RPI 51-100				RPI 101+ Team's RPI: 274			
RPI	S	Opponent	Score	RPI	S	Opponent	Score	RPI	S	Opponent	Score	RPI	S	Opponent	Score
23	A	NC State	40 80	40	A	James Madison	52 76	78	H	Coastal Caro.	43 62	111	A	Wake Forest	55 65
				40	H	James Madison	58 66					113	N	North Carolina	45 85
				43	H	Drexel	72 73					117	A	William & Mary	72 55
												117	H	William & Mary	55 63
												127	A	Northeastern	61 63
												176	A	Towson	45 78
												176	H	Towson	41 62
												177	A	Elon	53 77
												177	H	Elon	57 60
												183	H	Delaware	71 65
												216	H	Kennesaw St.	56 58
												260	A	Longwood	58 59
												263	A	Col. of Charleston	63 67
												263	H	Col. of Charleston	74 50
												269	H	Winthrop	63 75
												305	A	Presbyterian	70 60
												318	A	Hofstra	62 59
												349	H	South Carolina St.	84 46
LAST 10 Division I															
263	H	Col. of Charleston	74 50	127	A	Northeastern	61 63								
40	A	James Madison	52 76	318	A	Hofstra	62 59								
176	A	Towson	45 78	263	A	Col. of Charleston	63 67								
117	H	William & Mary	55 63	176	H	Towson	41 62								
177	H	Elon	57 60	40	H	James Madison	58 66								

Non-Div I Games: Catawba 75 78 Mount Olive 75 67

UNCW

Loss, Non-Conf, S Site, H Home A Away N Neutral

UNI				STRENGTH OF SCHEDULE	OPP. STRENGTH OF SCHEDULE	TEAM RPI	ADJ. RPI	CONF. RPI	ADJ CONF. RPI
Average RPI Win:	163	WON-LOST RECORD	WINNING PCT. RANK						
Average RPI Loss:	66		LAST 10 GAMES						
DIV. I ONLY	15- 10	105	5-5	90	57	75	75	8	8
DIV. I NON-CONF.	7- 3	80	0	104	4	48	48	7	7
-----									
TOTALS	RPI 1-25	RPI 26-50	W-L RECORDS	RPI 51-100	RPI 101-150	RPI 150+			
15- 10	1- 3	1- 3	OVERALL	4- 3	3- 0	6- 1			
9- 2	1- 1	1- 0	HOME	2- 1	2- 0	3- 0			
6- 6	0- 1	0- 3	AWAY	2- 1	1- 0	3- 1			
0- 2	0- 1	0- 0	NEUTRAL	0- 1	0- 0	0- 0			
7- 3	1- 1	0- 1	NON-CONFERENCE	2- 1	1- 0	3- 0			
3- 0	1- 0	0- 0	HOME	1- 0	0- 0	1- 0			
4- 1	0- 0	0- 1	AWAY	1- 0	1- 0	2- 0			
0- 2	0- 1	0- 0	NEUTRAL	0- 1	0- 0	0- 0			
8- 7	0- 2	1- 2	CONFERENCE	2- 2	2- 0	3- 1			
6- 2	0- 1	1- 0	HOME	1- 1	2- 0	2- 0			
2- 5	0- 1	0- 2	AWAY	1- 1	0- 0	1- 1			
0- 0	0- 0	0- 0	NEUTRAL	0- 0	0- 0	0- 0			

RPI 1-25				RPI 26-50				RPI 51-100 Team's RPI: 75				RPI 101+			
RPI	S	Opponent	Score	RPI	S	Opponent	Score	RPI	S	Opponent	Score	RPI	S	Opponent	Score
9	H	Iowa	88 66	28	A	Drake	87 104	51	A	Iowa St.	71 63	145	A	Missouri	78 73
10	A	Missouri St.	66 80	36	A	Bradley	47 61	64	H	IUPUI	51 50	147	H	Loyola Chicago	70 50
10	H	Missouri St.	55 66	36	H	Bradley	64 57	65	N	Alabama	77 87	149	H	Valparaiso	77 70
21	N	Ohio St.	46 64	42	A	Creighton	54 57	86	A	Illinois St.	57 65	160	A	Wichita St.	61 50
								86	H	Illinois St.	61 69	267	H	North Dakota St.	95 63
								99	A	Southern Ill.	60 57	272	A	Indiana St.	63 65
								99	H	Southern Ill.	71 66	272	H	Indiana St.	73 43
												309	A	Omaha	81 45
												320	A	Evansville	67 49
												320	H	Evansville	76 60
-----															
LAST 10 Division I															
36	H	Bradley	64 57	10	H	Missouri St.	55 66								
86	H	Illinois St.	61 69	149	H	Valparaiso	77 70								
320	A	Evansville	67 49	147	H	Loyola Chicago	70 50								
272	A	Indiana St.	63 65	86	A	Illinois St.	57 65								
99	H	Southern Ill.	71 66	36	A	Bradley	47 61								

Non-Div I Games: Northwest Mo. St. 78 53

UNI

Loss, Non-Conf, S Site, H Home A Away N Neutral

Average RPI Win: <b>214</b>	WON-LOST	WINNING	LAST 10	STRENGTH OF	OPP. STRENGTH	TEAM	ADJ.	CONF.	ADJ CONF.
Average RPI Loss: <b>157</b>	RECORD	PCT. RANK	GAMES	SCHEDULE	OF SCHEDULE	RPI	RPI	RPI	RPI
DIV. I ONLY	<b>13- 15</b>	<b>194</b>	<b>4-6</b>	<b>172</b>	<b>175</b>	<b>206</b>	<b>206</b>	<b>17</b>	<b>17</b>
DIV. I NON-CONF.	<b>4- 7</b>	<b>225</b>	<b>0</b>	<b>170</b>	<b>89</b>	<b>245</b>	<b>245</b>	<b>21</b>	<b>21</b>
TOTALS	RPI 1-25	RPI 26-50	W-L RECORDS	RPI 51-100	RPI 101-150	RPI 150+			
13- 15	0- 1	0- 1	OVERALL	3- 4	0- 0	10- 9			
9- 6	0- 1	0- 1	HOME	3- 1	0- 0	6- 3			
4- 9	0- 0	0- 0	AWAY	0- 3	0- 0	4- 6			
0- 0	0- 0	0- 0	NEUTRAL	0- 0	0- 0	0- 0			
4- 7	0- 1	0- 1	NON-CONFERENCE	2- 1	0- 0	2- 4			
3- 4	0- 1	0- 1	HOME	2- 0	0- 0	1- 2			
1- 3	0- 0	0- 0	AWAY	0- 1	0- 0	1- 2			
0- 0	0- 0	0- 0	NEUTRAL	0- 0	0- 0	0- 0			
9- 8	0- 0	0- 0	CONFERENCE	1- 3	0- 0	8- 5			
6- 2	0- 0	0- 0	HOME	1- 1	0- 0	5- 1			
3- 6	0- 0	0- 0	AWAY	0- 2	0- 0	3- 4			
0- 0	0- 0	0- 0	NEUTRAL	0- 0	0- 0	0- 0			

RPI 1-25				RPI 26-50				RPI 51-100				RPI 101+ Team's RPI: 206			
RPI	S	Opponent	Score	RPI	S	Opponent	Score	RPI	S	Opponent	Score	RPI	S	Opponent	Score
25	H	Duke	45 <b>57</b>	45	H	Virginia	55 <b>63</b>	63	H	St. John's (NY)	79 75	163	A	San Jose St.	60 <b>62</b>
								69	H	South Fla.	61 51	177	H	Elon	44 <b>50</b>
								73	A	Fresno St.	58 <b>72</b>	178	A	Southern Utah	68 <b>72</b>
								73	H	Fresno St.	66 <b>72</b>	181	H	Wyoming	65 53
								83	A	Southern California	54 <b>75</b>	195	A	Pepperdine	69 44
								100	A	Boise St.	52 <b>81</b>	222	A	New Mexico	68 51
								100	H	Boise St.	66 65	222	H	New Mexico	64 <b>80</b>
												227	A	Grand Canyon	51 <b>53</b>
												230	H	Cal St. Fullerton	58 <b>64</b>
												235	A	San Diego St.	39 <b>48</b>
												235	H	San Diego St.	72 67
												246	A	Nevada	59 <b>62</b>
												246	H	Nevada	66 64
												276	A	Colorado St.	56 <b>60</b>
												276	H	Colorado St.	56 52
												281	A	Air Force	67 60
												282	A	Utah St.	60 46
												282	H	Utah St.	69 45
												349	H	South Carolina St.	66 57
LAST 10 Division I															
				100	A	Boise St.	52 <b>81</b>			73	A	Fresno St.	58 <b>72</b>		
				235	H	San Diego St.	72 67			282	H	Utah St.	69 45		
				276	A	Colorado St.	56 <b>60</b>			276	H	Colorado St.	56 52		
				222	H	New Mexico	64 <b>80</b>			235	A	San Diego St.	39 <b>48</b>		
				246	A	Nevada	59 <b>62</b>			246	H	Nevada	66 64		

Non-Div I Games:

UNLV

■ Loss, 
 ■ Non-Conf, 
 ■ S Site, 
 ■ H Home 
 ■ A Away 
 N Neutral

## USC Upstate

Through Games Of Feb. 24, 2020

Average RPI Win:	337	WON-LOST	WINNING	LAST 10	STRENGTH OF	OPP. STRENGTH	TEAM	ADJ.	CONF.	ADJ CONF.
Average RPI Loss:	181	RECORD	PCT. RANK	GAMES	SCHEDULE	OF SCHEDULE	RPI	RPI	RPI	RPI
DIV. I ONLY	6- 17	301	2-8	308	291	327	327	25	25	
DIV. I NON-CONF.	3- 4	201	0	320	196	276	276	27	27	
TOTALS	RPI 1-25	RPI 26-50	W-L RECORDS	RPI 51-100	RPI 101-150	RPI 150+				
6- 17	0- 1	0- 0	OVERALL	0- 1	0- 4	6- 11				
5- 7	0- 0	0- 0	HOME	0- 0	0- 2	5- 5				
1- 10	0- 1	0- 0	AWAY	0- 1	0- 2	1- 6				
0- 0	0- 0	0- 0	NEUTRAL	0- 0	0- 0	0- 0				
3- 4	0- 1	0- 0	NON-CONFERENCE	0- 1	0- 0	3- 2				
3- 0	0- 0	0- 0	HOME	0- 0	0- 0	3- 0				
0- 4	0- 1	0- 0	AWAY	0- 1	0- 0	0- 2				
0- 0	0- 0	0- 0	NEUTRAL	0- 0	0- 0	0- 0				
3- 13	0- 0	0- 0	CONFERENCE	0- 0	0- 4	3- 9				
2- 7	0- 0	0- 0	HOME	0- 0	0- 2	2- 5				
1- 6	0- 0	0- 0	AWAY	0- 0	0- 2	1- 4				
0- 0	0- 0	0- 0	NEUTRAL	0- 0	0- 0	0- 0				

RPI 1-25				RPI 26-50				RPI 51-100				RPI 101+ Team's RPI: 327			
RPI	S	Opponent	Score	RPI	S	Opponent	Score	RPI	S	Opponent	Score	RPI	S	Opponent	Score
2	A	South Carolina	32 112					70	A	Georgia	53 67	109	A	Campbell	38 50
												109	H	Campbell	72 80
												142	A	Hampton	40 60
												142	H	Hampton	73 86
												169	A	Jacksonville	43 87
												184	A	High Point	46 85
												184	H	High Point	45 81
												194	A	Gardner-Webb	53 63
												201	H	Radford	41 57
												245	A	East Carolina	48 69
												250	A	UNC Asheville	45 53
												250	H	UNC Asheville	48 68
												260	H	Longwood	62 70
												269	H	Winthrop	38 52
												305	A	Presbyterian	42 55
												305	H	Presbyterian	70 60
												339	H	Western Caro.	70 62
												341	H	Florida A&M	74 61
												345	A	Charleston So.	71 64
												345	H	Charleston So.	70 53
												349	H	South Carolina St.	58 47
LAST 10 Division I															
250	A	UNC Asheville	45 53	109	H	Campbell	72 80								
142	H	Hampton	73 86	305	A	Presbyterian	42 55								
345	A	Charleston So.	71 64	201	H	Radford	41 57								
184	H	High Point	45 81	194	A	Gardner-Webb	53 63								
305	H	Presbyterian	70 60	142	A	Hampton	40 60								

Non-Div I Games: Mars Hill 89 31 UNKNOWN 71 49

USC Upstate

Loss, Non-Conf, S Site, H Home A Away N Neutral

Average RPI Win:	241	WON-LOST	WINNING	LAST 10	STRENGTH OF	OPP. STRENGTH	TEAM	ADJ.	CONF.	ADJ CONF.
Average RPI Loss:	72	RECORD	PCT. RANK	GAMES	SCHEDULE	OF SCHEDULE	RPI	RPI	RPI	RPI
DIV. I ONLY	16- 10	94	7-3	118	162	105	105	21	21	
DIV. I NON-CONF.	6- 6	164	0	75	57	112	112	20	20	
TOTALS	RPI 1-25	RPI 26-50	W-L RECORDS	RPI 51-100	RPI 101-150	RPI 150+				
16- 10	0- 3	0- 2	OVERALL	1- 3	0- 1	15- 1				
9- 3	0- 0	0- 0	HOME	0- 2	0- 1	9- 0				
7- 4	0- 1	0- 1	AWAY	1- 1	0- 0	6- 1				
0- 3	0- 2	0- 1	NEUTRAL	0- 0	0- 0	0- 0				
6- 6	0- 3	0- 1	NON-CONFERENCE	1- 1	0- 1	5- 0				
3- 2	0- 0	0- 0	HOME	0- 1	0- 1	3- 0				
3- 1	0- 1	0- 0	AWAY	1- 0	0- 0	2- 0				
0- 3	0- 2	0- 1	NEUTRAL	0- 0	0- 0	0- 0				
10- 4	0- 0	0- 1	CONFERENCE	0- 2	0- 0	10- 1				
6- 1	0- 0	0- 0	HOME	0- 1	0- 0	6- 0				
4- 3	0- 0	0- 1	AWAY	0- 1	0- 0	4- 1				
0- 0	0- 0	0- 0	NEUTRAL	0- 0	0- 0	0- 0				

RPI 1-25				RPI 26-50				RPI 51-100				RPI 101+ Team's RPI: 105			
RPI	S	Opponent	Score	RPI	S	Opponent	Score	RPI	S	Opponent	Score	RPI	S	Opponent	Score
1	N	Oregon	54 91	46	N	Oklahoma St.	47 60	61	H	Marist	57 73	143	H	Texas Southern	63 74
5	N	Louisville	67 76	47	A	Troy	69 85	78	A	Coastal Caro.	56 62	155	H	Wright St.	68 62
7	A	Northwestern	47 74					78	H	Coastal Caro.	62 80	196	A	Little Rock	62 46
								94	A	Kansas St.	57 53	196	H	Little Rock	65 58
												208	H	Louisiana	79 52
												218	H	SMU	51 46
												236	A	Appalachian St.	82 60
												236	H	Appalachian St.	63 44
												247	A	South Alabama	68 45
												256	A	Texas St.	55 72
												256	H	Texas St.	69 49
												258	A	Arkansas St.	89 62
												258	H	Arkansas St.	71 44
												259	A	North Texas	68 49
												344	A	Grambling	88 54
												347	H	Chicago St.	84 53
												350	H	La.-Monroe	72 34
LAST 10 Division I															
256	H	Texas St.	69 49	256	A	Texas St.	55 72								
196	A	Little Rock	62 46	47	A	Troy	69 85								
258	A	Arkansas St.	89 62	247	A	South Alabama	68 45								
78	H	Coastal Caro.	62 80	350	H	La.-Monroe	72 34								
236	H	Appalachian St.	63 44	208	H	Louisiana	79 52								

Non-Div I Games:

UT Arlington

■ Loss, 
 ■ Non-Conf, 
 ■ S Site, 
 ■ Home 
 ■ A Away 
 N Neutral

Average RPI Win:	219	WON-LOST	WINNING	LAST 10	STRENGTH OF	OPP. STRENGTH	TEAM	ADJ.	CONF.	ADJ CONF.
Average RPI Loss:	75	RECORD	PCT. RANK	GAMES	SCHEDULE	OF SCHEDULE	RPI	RPI	RPI	RPI
DIV. I ONLY	18- 9	73	8-2	68	195	50	50	20	20	
DIV. I NON-CONF.	4- 7	225	0	17	14	114	114	23	23	
TOTALS	RPI 1-25	RPI 26-50	W-L RECORDS	RPI 51-100	RPI 101-150	RPI 150+				
18- 9	0- 3	0- 1	OVERALL	2- 3	0- 1	16- 1				
11- 1	0- 1	0- 0	HOME	2- 0	0- 0	9- 0				
7- 8	0- 2	0- 1	AWAY	0- 3	0- 1	7- 1				
0- 0	0- 0	0- 0	NEUTRAL	0- 0	0- 0	0- 0				
4- 7	0- 3	0- 1	NON-CONFERENCE	1- 3	0- 0	3- 0				
4- 1	0- 1	0- 0	HOME	1- 0	0- 0	3- 0				
0- 6	0- 2	0- 1	AWAY	0- 3	0- 0	0- 0				
0- 0	0- 0	0- 0	NEUTRAL	0- 0	0- 0	0- 0				
14- 2	0- 0	0- 0	CONFERENCE	1- 0	0- 1	13- 1				
7- 0	0- 0	0- 0	HOME	1- 0	0- 0	6- 0				
7- 2	0- 0	0- 0	AWAY	0- 0	0- 1	7- 1				
0- 0	0- 0	0- 0	NEUTRAL	0- 0	0- 0	0- 0				

RPI 1-25				RPI 26-50				Team's RPI: 50				RPI 51-100				RPI 101+			
RPI	S	Opponent	Score	RPI	S	Opponent	Score	RPI	S	Opponent	Score	RPI	S	Opponent	Score	RPI	S	Opponent	Score
5	H	Louisville	63 71	35	A	Arkansas	46 96	57	H	Belmont	74 57	119	A	Southeast Mo. St.	69 71				
12	A	Gonzaga	55 78					64	H	IUPUI	57 51	173	H	Samford	80 75				
15	A	Mississippi St.	46 82					86	A	Illinois St.	47 70	179	A	Austin Peay	69 61				
								93	A	Saint Louis	50 56	179	H	Austin Peay	65 61				
								99	A	Southern Ill.	59 70	196	H	Chattanooga	78 51				
												211	A	Tennessee Tech	86 65				
												211	H	Tennessee Tech	71 62				
												214	A	Eastern Ill.	70 74				
												214	H	Eastern Ill.	88 64				
												229	A	Murray St.	89 64				
												229	H	Murray St.	98 56				
												252	H	Lipscomb	83 67				
												253	A	Jacksonville St.	73 56				
												253	H	Jacksonville St.	86 72				
												279	A	Morehead St.	82 64				
												285	A	Eastern Ky.	65 50				
												334	H	Tennessee St.	88 71				
												340	A	SIUE	79 39				
LAST 10 Division I																			
253	A	Jacksonville St.	73 56	211	H	Tennessee Tech	71 62												
211	A	Tennessee Tech	86 65	279	A	Morehead St.	82 64												
214	H	Eastern Ill.	88 64	285	A	Eastern Ky.	65 50												
119	A	Southeast Mo. St.	69 71	340	A	SIUE	79 39												
253	H	Jacksonville St.	86 72	214	A	Eastern Ill.	70 74												

Non-Div I Games:

UT Martin

■ Loss, 
 ■ Non-Conf, 
 ■ S Site, 
 ■ Home 
 ■ A Away 
 N Neutral

Average RPI Win:	264	WON-LOST	WINNING	LAST 10	STRENGTH OF	OPP. STRENGTH	TEAM	ADJ.	CONF.	ADJ CONF.
Average RPI Loss:	133	RECORD	PCT. RANK	GAMES	SCHEDULE	OF SCHEDULE	RPI	RPI	RPI	RPI
DIV. I ONLY	14- 12	159	3-7	253	192	220	220	13	13	
DIV. I NON-CONF.	7- 4	100	0	321	337	267	267	16	16	
TOTALS	RPI 1-25	RPI 26-50	W-L RECORDS	RPI 51-100	RPI 101-150	RPI 150+				
14- 12	0- 1	1- 2	OVERALL	0- 3	1- 1	12- 5				
11- 6	0- 1	1- 1	HOME	0- 2	1- 0	9- 2				
3- 6	0- 0	0- 1	AWAY	0- 1	0- 1	3- 3				
0- 0	0- 0	0- 0	NEUTRAL	0- 0	0- 0	0- 0				
7- 4	0- 1	0- 0	NON-CONFERENCE	0- 0	1- 0	6- 3				
6- 3	0- 1	0- 0	HOME	0- 0	1- 0	5- 2				
1- 1	0- 0	0- 0	AWAY	0- 0	0- 0	1- 1				
0- 0	0- 0	0- 0	NEUTRAL	0- 0	0- 0	0- 0				
7- 8	0- 0	1- 2	CONFERENCE	0- 3	0- 1	6- 2				
5- 3	0- 0	1- 1	HOME	0- 2	0- 0	4- 0				
2- 5	0- 0	0- 1	AWAY	0- 1	0- 1	2- 2				
0- 0	0- 0	0- 0	NEUTRAL	0- 0	0- 0	0- 0				

RPI 1-25				RPI 26-50				RPI 51-100				RPI 101+ Team's RPI: 220			
RPI	S	Opponent	Score	RPI	S	Opponent	Score	RPI	S	Opponent	Score	RPI	S	Opponent	Score
24	H	Arizona	43 54	27	H	Old Dominion	69 77	58	A	Middle Tenn.	60 76	122	A	UAB	51 63
				33	A	Western Ky.	65 78	58	H	Middle Tenn.	80 92	150	H	Western Mich.	76 46
				49	H	Charlotte	82 76	66	H	Rice	61 69	200	H	Fla. Atlantic	96 65
												205	A	Southern Miss.	89 72
												218	A	SMU	56 60
												222	H	New Mexico	78 93
												228	A	Marshall	66 76
												259	H	North Texas	67 63
												265	A	Louisiana Tech	80 87
												270	H	Tulsa	51 58
												301	H	UC Riverside	63 50
												303	H	FIU	64 34
												312	A	UTSA	85 59
												312	H	UTSA	94 54
												313	H	Georgia St.	71 68
												321	A	New Mexico St.	63 57
												321	H	New Mexico St.	65 45
												322	H	Weber St.	70 51
												333	H	Alcorn	92 47
LAST 10 Division I															
				58	H	Middle Tenn.	80 92	49	H	Charlotte	82 76				
				312	A	UTSA	85 59	122	A	UAB	51 63				
				228	A	Marshall	66 76	58	A	Middle Tenn.	60 76				
				33	A	Western Ky.	65 78	259	H	North Texas	67 63				
				27	H	Old Dominion	69 77	66	H	Rice	61 69				

Non-Div I Games:

UTEP

■ Loss, 
 ■ Non-Conf, 
 ■ S Site, 
 ■ H Home 
 ■ A Away 
 N Neutral

Average RPI Win: <b>308</b>	WON-LOST	WINNING	LAST 10	STRENGTH OF	OPP. STRENGTH	TEAM	ADJ.	CONF.	ADJ CONF.
Average RPI Loss: <b>198</b>	RECORD	PCT. RANK	GAMES	SCHEDULE	OF SCHEDULE	RPI	RPI	RPI	RPI
DIV. I ONLY	7- 15	284	4-6	316	324	315	315	31	31
DIV. I NON-CONF.	1- 8	322	0	162	179	316	316	32	32
TOTALS	RPI 1-25	RPI 26-50	W-L RECORDS	RPI 51-100	RPI 101-150	RPI 150+			
7- 15	0- 0	0- 0	OVERALL	0- 5	0- 1	7- 9			
5- 4	0- 0	0- 0	HOME	0- 1	0- 1	5- 2			
2- 9	0- 0	0- 0	AWAY	0- 4	0- 0	2- 5			
0- 2	0- 0	0- 0	NEUTRAL	0- 0	0- 0	0- 2			
1- 8	0- 0	0- 0	NON-CONFERENCE	0- 5	0- 1	1- 2			
1- 2	0- 0	0- 0	HOME	0- 1	0- 1	1- 0			
0- 4	0- 0	0- 0	AWAY	0- 4	0- 0	0- 0			
0- 2	0- 0	0- 0	NEUTRAL	0- 0	0- 0	0- 2			
6- 7	0- 0	0- 0	CONFERENCE	0- 0	0- 0	6- 7			
4- 2	0- 0	0- 0	HOME	0- 0	0- 0	4- 2			
2- 5	0- 0	0- 0	AWAY	0- 0	0- 0	2- 5			
0- 0	0- 0	0- 0	NEUTRAL	0- 0	0- 0	0- 0			

RPI S	Opponent	Score	RPI S	Opponent	Score	RPI S	Opponent	Score	RPI S	Opponent	Score	Team's RPI: 315
						54	A Texas	69 85	143	H Texas Southern	44 71	
						83	A Southern California	43 80	210	A UMKC	56 60	
						94	A Kansas St.	66 79	210	H UMKC	58 72	
						95	A A&M-Corpus Christi	50 61	227	A Grand Canyon	60 62	
						95	H A&M-Corpus Christi	54 59	231	A CSU Bakersfield	66 52	
									246	N Nevada	57 62	
									289	N Long Beach St.	65 69	
									295	H California Baptist	87 68	
									302	A Utah Valley	54 61	
									302	H Utah Valley	67 76	
									304	A Seattle U	70 78	
									304	H Seattle U	85 81	
									312	H UTSA	75 64	
									321	A New Mexico St.	75 76	
									321	H New Mexico St.	74 63	
									347	A Chicago St.	87 67	
									347	H Chicago St.	77 68	
LAST 10 Division I												
			321	H New Mexico St.	74 63	231	A CSU Bakersfield	66 52				
			304	A Seattle U	70 78	227	A Grand Canyon	60 62				
			302	A Utah Valley	54 61	321	A New Mexico St.	75 76				
			347	H Chicago St.	77 68	302	H Utah Valley	67 76				
			210	H UMKC	58 72	304	H Seattle U	85 81				

Non-Div I Games: Tex. A&M-Kingsville 66 45 Tex. A&M Int'l 72 56 Texas Lutheran 98 46 Minot St. 75 56

UTRGV

Loss, Non-Conf, S Site, H Home A Away N Neutral



Average RPI Win: <b>275</b>	WON-LOST	WINNING	LAST 10	STRENGTH OF	OPP. STRENGTH	TEAM	ADJ.	CONF.	ADJ CONF.
Average RPI Loss: <b>158</b>	RECORD	PCT. RANK	GAMES	SCHEDULE	OF SCHEDULE	RPI	RPI	RPI	RPI
DIV. I ONLY	3- 20	329	0-10	150	176	312	312	13	13
DIV. I NON-CONF.	1- 7	321	0	185	278	321	321	16	16
TOTALS	RPI 1-25	RPI 26-50	W-L RECORDS	RPI 51-100	RPI 101-150	RPI 150+			
3- 20	0- 0	0- 3	OVERALL	0- 3	0- 3	3- 11			
2- 7	0- 0	0- 2	HOME	0- 1	0- 0	2- 4			
1- 12	0- 0	0- 1	AWAY	0- 2	0- 2	1- 7			
0- 1	0- 0	0- 0	NEUTRAL	0- 0	0- 1	0- 0			
1- 7	0- 0	0- 0	NON-CONFERENCE	0- 1	0- 2	1- 4			
1- 1	0- 0	0- 0	HOME	0- 0	0- 0	1- 1			
0- 5	0- 0	0- 0	AWAY	0- 1	0- 1	0- 3			
0- 1	0- 0	0- 0	NEUTRAL	0- 0	0- 1	0- 0			
2- 13	0- 0	0- 3	CONFERENCE	0- 2	0- 1	2- 7			
1- 6	0- 0	0- 2	HOME	0- 1	0- 0	1- 3			
1- 7	0- 0	0- 1	AWAY	0- 1	0- 1	1- 4			
0- 0	0- 0	0- 0	NEUTRAL	0- 0	0- 0	0- 0			

RPI S	Opponent	Score	RPI S	Opponent	Score	RPI S	Opponent	Score	RPI S	Opponent	Score	Team's RPI: 312
27	H Old Dominion	43 62	54	A Texas	53 84	107	N Utah	45 91				
33	A Western Ky.	57 85	58	A Middle Tenn.	48 69	122	A UAB	55 94				
49	H Charlotte	47 67	66	H Rice	62 74	135	A Texas Tech	58 115				
						154	H Sam Houston St.	77 81				
						199	A Hawaii	50 62				
						200	H Fla. Atlantic	53 80				
						205	A Southern Miss.	65 82				
						220	A UTEP	54 94				
						220	H UTEP	59 85				
						228	A Marshall	53 66				
						256	A Texas St.	69 74				
						257	H Incarnate Word	63 56				
						259	A North Texas	55 94				
						259	H North Texas	55 79				
						265	A Louisiana Tech	82 73				
						303	H FIU	60 45				
						315	A UTRGV	64 75				
LAST 10 Division I												
259	A North Texas	55 94	27	H Old Dominion	43 62							
220	H UTEP	59 85	58	A Middle Tenn.	48 69							
33	A Western Ky.	57 85	122	A UAB	55 94							
228	A Marshall	53 66	66	H Rice	62 74							
49	H Charlotte	47 67	259	H North Texas	55 79							

Non-Div I Games: Texas Wesleyan 80 78 Southwest (NM) 79 62 Concordia (TX) 73 44

UTSA

Loss, Non-Conf, S Site, H Home A Away N Neutral

Average RPI Win:	168	WON-LOST	WINNING	LAST 10	STRENGTH OF	OPP. STRENGTH	TEAM	ADJ.	CONF.	ADJ CONF.
Average RPI Loss:	59	RECORD	PCT. RANK	GAMES	SCHEDULE	OF SCHEDULE	RPI	RPI	RPI	RPI
DIV. I ONLY	13- 14	181	4-6	54	16	107	107	1	1	
DIV. I NON-CONF.	7- 4	100	0	299	170	194	194	2	2	
TOTALS	RPI 1-25	RPI 26-50	W-L RECORDS	RPI 51-100	RPI 101-150	RPI 150+				
13- 14	0- 8	1- 1	OVERALL	3- 2	4- 1	5- 2				
6- 9	0- 5	1- 1	HOME	1- 1	0- 1	4- 1				
5- 5	0- 3	0- 0	AWAY	2- 1	3- 0	0- 1				
2- 0	0- 0	0- 0	NEUTRAL	0- 0	1- 0	1- 0				
7- 4	0- 0	0- 1	NON-CONFERENCE	1- 1	1- 0	5- 2				
4- 2	0- 0	0- 1	HOME	0- 0	0- 0	4- 1				
1- 2	0- 0	0- 0	AWAY	1- 1	0- 0	0- 1				
2- 0	0- 0	0- 0	NEUTRAL	0- 0	1- 0	1- 0				
6- 10	0- 8	1- 0	CONFERENCE	2- 1	3- 1	0- 0				
2- 7	0- 5	1- 0	HOME	1- 1	0- 1	0- 0				
4- 3	0- 3	0- 0	AWAY	1- 0	3- 0	0- 0				
0- 0	0- 0	0- 0	NEUTRAL	0- 0	0- 0	0- 0				

RPI 1-25				RPI 26-50				RPI 51-100				RPI 101+ Team's RPI: 107			
RPI	S	Opponent	Score	RPI	S	Opponent	Score	RPI	S	Opponent	Score	RPI	S	Opponent	Score
1	A	Oregon	51 88	29	H	Arizona St.	75 71	74	A	Cincinnati	62 68	108	A	Washington St.	78 66
1	H	Oregon	63 90	34	H	South Dakota	81 84	76	A	Colorado	84 69	126	A	Washington	74 65
8	A	Stanford	49 82					76	H	Colorado	70 80	137	A	California	71 62
8	H	Stanford	64 97					79	A	BYU	77 73	137	H	California	74 88
11	H	UCLA	54 84					83	H	Southern California	67 65	143	N	Texas Southern	61 52
17	A	Oregon St.	48 77									170	H	Providence	60 67
17	H	Oregon St.	65 77									217	H	Oral Roberts	78 58
24	H	Arizona	69 85									246	H	Nevada	68 62
												254	A	Xavier	63 70
												300	H	Eastern Wash.	87 49
												312	N	UTSA	91 45
												322	H	Weber St.	75 46
LAST 10 Division I															
29	H	Arizona St.	75 71	126	A	Washington	74 65								
24	H	Arizona	69 85	17	H	Oregon St.	65 77								
137	H	California	74 88	1	H	Oregon	63 90								
8	H	Stanford	64 97	8	A	Stanford	49 82								
108	A	Washington St.	78 66	137	A	California	71 62								

Non-Div I Games:

Utah

■ Loss, 
 ■ Non-Conf, 
 ■ S Site, 
 ■ H Home 
 ■ A Away 
 N Neutral

Average RPI Win:	234	WON-LOST	WINNING	LAST 10	STRENGTH OF	OPP. STRENGTH	TEAM	ADJ.	CONF.	ADJ CONF.
Average RPI Loss:	174	RECORD	PCT. RANK	GAMES	SCHEDULE	OF SCHEDULE	RPI	RPI	RPI	RPI
DIV. I ONLY	6- 21	315	2-8	137	214	282	282	17	17	
DIV. I NON-CONF.	4- 6	212	0	95	218	165	165	21	21	
TOTALS	RPI 1-25	RPI 26-50	W-L RECORDS	RPI 51-100	RPI 101-150	RPI 150+				
6- 21	0- 2	0- 0	OVERALL	1- 4	0- 1	5- 14				
3- 9	0- 0	0- 0	HOME	0- 2	0- 1	3- 6				
3- 12	0- 2	0- 0	AWAY	1- 2	0- 0	2- 8				
0- 0	0- 0	0- 0	NEUTRAL	0- 0	0- 0	0- 0				
4- 6	0- 2	0- 0	NON-CONFERENCE	0- 1	0- 1	4- 2				
3- 1	0- 0	0- 0	HOME	0- 0	0- 1	3- 0				
1- 5	0- 2	0- 0	AWAY	0- 1	0- 0	1- 2				
0- 0	0- 0	0- 0	NEUTRAL	0- 0	0- 0	0- 0				
2- 15	0- 0	0- 0	CONFERENCE	1- 3	0- 0	1- 12				
0- 8	0- 0	0- 0	HOME	0- 2	0- 0	0- 6				
2- 7	0- 0	0- 0	AWAY	1- 1	0- 0	1- 6				
0- 0	0- 0	0- 0	NEUTRAL	0- 0	0- 0	0- 0				

RPI 1-25				RPI 26-50				RPI 51-100				RPI 101+ Team's RPI: 282			
RPI	S	Opponent	Score	RPI	S	Opponent	Score	RPI	S	Opponent	Score	RPI	S	Opponent	Score
1	A	Oregon	52 109					73	A	Fresno St.	64 76	139	H	Portland	64 70
17	A	Oregon St.	46 75					73	H	Fresno St.	61 79	163	A	San Jose St.	38 76
								79	A	BYU	50 67	163	H	San Jose St.	61 76
								100	A	Boise St.	58 56	168	H	Idaho St.	69 61
								100	H	Boise St.	59 65	181	A	Wyoming	45 64
												181	H	Wyoming	54 65
												206	A	UNLV	45 69
												206	H	UNLV	46 60
												230	A	Cal St. Fullerton	62 83
												235	A	San Diego St.	62 66
												235	H	San Diego St.	51 59
												246	A	Nevada	60 69
												259	H	North Texas	66 55
												276	A	Colorado St.	55 56
												276	H	Colorado St.	61 67
												281	A	Air Force	53 52
												281	H	Air Force	45 62
												289	A	Long Beach St.	56 48
												302	A	Utah Valley	49 57
												304	H	Seattle U	70 63
LAST 10 Division I															
				163	A	San Jose St.	38 76	206	A	UNLV	45 69				
				181	A	Wyoming	45 64	235	H	San Diego St.	51 59				
				73	H	Fresno St.	61 79	181	H	Wyoming	54 65				
				276	H	Colorado St.	61 67	276	A	Colorado St.	55 56				
				100	A	Boise St.	58 56	281	A	Air Force	53 52				

Non-Div I Games: Dixie St. 61 49

Utah St.

## Utah Valley

Through Games Of Feb. 24, 2020

Average RPI Win:	284	WON-LOST	WINNING	LAST 10	STRENGTH OF	OPP. STRENGTH	TEAM	ADJ.	CONF.	ADJ CONF.
Average RPI Loss:	228	RECORD	PCT. RANK	GAMES	SCHEDULE	OF SCHEDULE	RPI	RPI	RPI	RPI
DIV. I ONLY	9- 14	244	5-5	319	337	302	302	31	31	
DIV. I NON-CONF.	1- 9	326	0	287	289	340	340	32	32	
TOTALS	RPI 1-25	RPI 26-50	W-L RECORDS	RPI 51-100	RPI 101-150	RPI 150+				
9- 14	0- 0	0- 0	OVERALL	0- 2	0- 0	9- 12				
5- 7	0- 0	0- 0	HOME	0- 0	0- 0	5- 7				
4- 7	0- 0	0- 0	AWAY	0- 2	0- 0	4- 5				
0- 0	0- 0	0- 0	NEUTRAL	0- 0	0- 0	0- 0				
1- 9	0- 0	0- 0	NON-CONFERENCE	0- 2	0- 0	1- 7				
1- 4	0- 0	0- 0	HOME	0- 0	0- 0	1- 4				
0- 5	0- 0	0- 0	AWAY	0- 2	0- 0	0- 3				
0- 0	0- 0	0- 0	NEUTRAL	0- 0	0- 0	0- 0				
8- 5	0- 0	0- 0	CONFERENCE	0- 0	0- 0	8- 5				
4- 3	0- 0	0- 0	HOME	0- 0	0- 0	4- 3				
4- 2	0- 0	0- 0	AWAY	0- 0	0- 0	4- 2				
0- 0	0- 0	0- 0	NEUTRAL	0- 0	0- 0	0- 0				

RPI 1-25				RPI 26-50				RPI 51-100				RPI 101+				Team's RPI: 302	
RPI	S	Opponent	Score	RPI	S	Opponent	Score	RPI	S	Opponent	Score	RPI	S	Opponent	Score		
								79	A	BYU	57	71	165	H	Montana	52	63
								100	A	Boise St.	69	77	168	H	Idaho St.	61	88
													178	H	Southern Utah	58	71
													210	H	UMKC	62	41
													227	A	Grand Canyon	64	54
													227	H	Grand Canyon	59	66
													231	A	CSU Bakersfield	63	56
													231	H	CSU Bakersfield	53	55
													246	H	Nevada	57	60
													255	A	UC Santa Barbara	51	59
													282	H	Utah St.	57	49
													295	A	California Baptist	67	80
													301	A	UC Riverside	53	67
													304	A	Seattle U	80	82
													304	H	Seattle U	70	58
													315	A	UTRGV	76	67
													315	H	UTRGV	61	54
													321	A	New Mexico St.	58	54
													321	H	New Mexico St.	58	65
													322	A	Weber St.	46	72
													347	H	Chicago St.	89	58
LAST 10 Division I																	
227	A	Grand Canyon	64	54	295	A	California Baptist	67	80								
231	A	CSU Bakersfield	63	56	227	H	Grand Canyon	59	66								
321	H	New Mexico St.	58	65	231	H	CSU Bakersfield	53	55								
315	H	UTRGV	61	54	315	A	UTRGV	76	67								
304	A	Seattle U	80	82	321	A	New Mexico St.	58	54								

Non-Div I Games: Antelope Valley 77 61 Ottawa (AZ) 99 50

Utah Valley

■ Loss, 
 ■ Non-Conf, 
 ■ S Site, 
 ■ H Home 
 ■ A Away 
 N Neutral

Average RPI Win:	181	WON-LOST	WINNING	LAST 10	STRENGTH OF	OPP. STRENGTH	TEAM	ADJ.	CONF.	ADJ CONF.
Average RPI Loss:	106	RECORD	PCT. RANK	GAMES	SCHEDULE	OF SCHEDULE	RPI	RPI	RPI	RPI
DIV. I ONLY	16- 11	118	7-3	98	117	102	102	12	12	
DIV. I NON-CONF.	5- 8	221	0	101	142	207	207	11	11	
TOTALS	RPI 1-25	RPI 26-50	W-L RECORDS	RPI 51-100	RPI 101-150	RPI 150+				
16- 11	0- 0	1- 0	OVERALL	3- 6	3- 3	9- 2				
9- 5	0- 0	1- 0	HOME	2- 1	1- 3	5- 1				
6- 6	0- 0	0- 0	AWAY	1- 5	2- 0	3- 1				
1- 0	0- 0	0- 0	NEUTRAL	0- 0	0- 0	1- 0				
5- 8	0- 0	1- 0	NON-CONFERENCE	0- 5	0- 1	4- 2				
4- 3	0- 0	1- 0	HOME	0- 1	0- 1	3- 1				
0- 5	0- 0	0- 0	AWAY	0- 4	0- 0	0- 1				
1- 0	0- 0	0- 0	NEUTRAL	0- 0	0- 0	1- 0				
11- 3	0- 0	0- 0	CONFERENCE	3- 1	3- 2	5- 0				
5- 2	0- 0	0- 0	HOME	2- 0	1- 2	2- 0				
6- 1	0- 0	0- 0	AWAY	1- 1	2- 0	3- 0				
0- 0	0- 0	0- 0	NEUTRAL	0- 0	0- 0	0- 0				

RPI S	Opponent	Score	RPI S	Opponent	Score	RPI S	Opponent	Score	RPI S	Opponent	Score	Team's RPI: 102
27	H Old Dominion	62 49	52	A Dayton	67 72	114	A Richmond	57 42				
			58	A Middle Tenn.	63 86	114	H Richmond	53 50				
			69	A South Fla.	55 77	117	H William & Mary	55 69				
			74	H Cincinnati	56 58	134	H Duquesne	76 79				
			77	A Seton Hall	33 53	141	H George Washington	55 56				
			81	A Boston College	52 87	148	A Massachusetts	61 46				
			84	H Fordham	62 52	153	H N.C. A&T	58 69				
			93	A Saint Louis	65 52	171	A La Salle	67 61				
			93	H Saint Louis	67 60	205	A Southern Miss.	39 51				
						209	A Rhode Island	75 54				
						225	H Saint Joseph's	47 40				
						232	A George Mason	82 63				
						236	H Appalachian St.	66 38				
						245	H East Carolina	53 40				
						296	H St. Bonaventure	56 47				
						301	H UC Riverside	67 51				
						309	N Omaha	74 66				
LAST 10 Division I												
93	H Saint Louis	67 60	114	A Richmond	57 42							
171	A La Salle	67 61	134	H Duquesne	76 79							
52	A Dayton	67 72	84	H Fordham	62 52							
296	H St. Bonaventure	56 47	232	A George Mason	82 63							
141	H George Washington	55 56	148	A Massachusetts	61 46							

Non-Div I Games:

VCU

■ Loss, 
 ■ Non-Conf, 
 S Site, 
 ■ Home 
 ■ Away 
 N Neutral

## Valparaiso

Through Games Of Feb. 24, 2020

Average RPI Win:	252	WON-LOST	WINNING	LAST 10	STRENGTH OF	OPP. STRENGTH	TEAM	ADJ.	CONF.	ADJ CONF.
Average RPI Loss:	63	RECORD	PCT. RANK	GAMES	SCHEDULE	OF SCHEDULE	RPI	RPI	RPI	RPI
DIV. I ONLY	15- 10	105	5-5	255	105	149	149	8	8	
DIV. I NON-CONF.	8- 3	68	0	331	214	146	146	7	7	
TOTALS	RPI 1-25	RPI 26-50	W-L RECORDS	RPI 51-100	RPI 101-150	RPI 150+				
15- 10	0- 3	0- 3	OVERALL	1- 3	2- 0	12- 1				
7- 4	0- 1	0- 1	HOME	0- 2	1- 0	6- 0				
8- 5	0- 1	0- 2	AWAY	1- 1	1- 0	6- 1				
0- 1	0- 1	0- 0	NEUTRAL	0- 0	0- 0	0- 0				
8- 3	0- 2	0- 0	NON-CONFERENCE	0- 0	0- 0	8- 1				
4- 0	0- 0	0- 0	HOME	0- 0	0- 0	4- 0				
4- 2	0- 1	0- 0	AWAY	0- 0	0- 0	4- 1				
0- 1	0- 1	0- 0	NEUTRAL	0- 0	0- 0	0- 0				
7- 7	0- 1	0- 3	CONFERENCE	1- 3	2- 0	4- 0				
3- 4	0- 1	0- 1	HOME	0- 2	1- 0	2- 0				
4- 3	0- 0	0- 2	AWAY	1- 1	1- 0	2- 0				
0- 0	0- 0	0- 0	NEUTRAL	0- 0	0- 0	0- 0				

RPI	S	Opponent	Score	RPI	S	Opponent	Score	RPI	S	Opponent	Score	RPI	S	Opponent	Score	Team's RPI: 149
7	A	Northwestern	48 69	28	A	Drake	66 87	75	A	UNI	70 77	147	A	Loyola Chicago	70 57	
10	H	Missouri St.	68 81	36	A	Bradley	69 90	86	A	Illinois St.	78 70	147	H	Loyola Chicago	66 64	
21	N	Ohio St.	38 89	36	H	Bradley	61 75	86	H	Illinois St.	60 72	172	A	Toledo	61 54	
								99	H	Southern Ill.	51 67	214	A	Eastern Ill.	78 66	
												234	A	North Dakota	63 65	
												261	H	Bowling Green	95 90	
												267	A	North Dakota St.	66 54	
												272	A	Indiana St.	75 56	
												272	H	Indiana St.	61 45	
												279	H	Morehead St.	55 53	
												320	A	Evansville	88 66	
												320	H	Evansville	72 54	
												332	A	Detroit Mercy	77 58	
												343	H	UIC	63 37	
												347	H	Chicago St.	95 49	
LAST 10 Division I																
147	A	Loyola Chicago	70 57	75	A	UNI	70 77	28	A	Drake	66 87	147	H	Loyola Chicago	66 64	
86	A	Illinois St.	78 70	36	A	Bradley	69 90	36	H	Bradley	61 75	86	H	Illinois St.	60 72	
320	H	Evansville	72 54													

Non-Div I Games:

Valparaiso

■ Loss, 
■ Non-Conf, S Site, 
■ Home 
■ Away 
N Neutral

# Vanderbilt

Through Games Of Feb. 24, 2020

Average RPI Win:	200	WON-LOST	WINNING	LAST 10	STRENGTH OF	OPP. STRENGTH	TEAM	ADJ.	CONF.	ADJ CONF.
Average RPI Loss:	54	RECORD	PCT. RANK	GAMES	SCHEDULE	OF SCHEDULE	RPI	RPI	RPI	RPI
DIV. I ONLY	13- 14	181	1-9	47	68	120	120	4	4	
DIV. I NON-CONF.	10- 3	57	0	114	231	73	73	5	5	
TOTALS	RPI 1-25	RPI 26-50	W-L RECORDS	RPI 51-100	RPI 101-150	RPI 150+				
13- 14	0- 5	0- 2	OVERALL	2- 4	3- 3	8- 0				
9- 6	0- 3	0- 1	HOME	1- 1	2- 1	6- 0				
3- 6	0- 2	0- 0	AWAY	1- 2	1- 2	1- 0				
1- 2	0- 0	0- 1	NEUTRAL	0- 1	0- 0	1- 0				
10- 3	0- 1	0- 1	NON-CONFERENCE	1- 1	2- 0	7- 0				
7- 1	0- 1	0- 0	HOME	1- 0	1- 0	5- 0				
2- 0	0- 0	0- 0	AWAY	0- 0	1- 0	1- 0				
1- 2	0- 0	0- 1	NEUTRAL	0- 1	0- 0	1- 0				
3- 11	0- 4	0- 1	CONFERENCE	1- 3	1- 3	1- 0				
2- 5	0- 2	0- 1	HOME	0- 1	1- 1	1- 0				
1- 6	0- 2	0- 0	AWAY	1- 2	0- 2	0- 0				
0- 0	0- 0	0- 0	NEUTRAL	0- 0	0- 0	0- 0				

RPI	S	Opponent	Score	RPI	S	Opponent	Score	RPI	S	Opponent	Score	RPI	S	Opponent	Score	Team's RPI: 120
2	A	South Carolina	44 95	35	H	Arkansas	66 100	55	A	Tennessee	63 67	110	A	Auburn	62 70	
2	H	South Carolina	57 93	44	N	Rutgers	56 62	55	H	Tennessee	69 78	110	H	Auburn	77 55	
6	H	UConn	51 64					65	A	Alabama	61 98	125	H	Columbia	72 51	
13	A	Texas A&M	53 74					70	A	Georgia	63 55	126	A	Washington	76 74	
15	H	Mississippi St.	52 68					77	N	Seton Hall	65 69	128	A	Florida	60 68	
								93	H	Saint Louis	62 50	145	H	Missouri	66 78	
												201	H	Radford	80 46	
												211	H	Tennessee Tech	75 61	
												212	H	Furman	74 46	
												253	H	Jacksonville St.	88 66	
												285	H	Eastern Ky.	75 69	
												287	H	Ole Miss	63 47	
												290	N	UC Irvine	76 63	
												334	A	Tennessee St.	106 55	
LAST 10 Division I																
55	A	Tennessee	63 67	110	A	Auburn	62 70									
145	H	Missouri	66 78	55	H	Tennessee	69 78									
2	A	South Carolina	44 95	65	A	Alabama	61 98									
13	A	Texas A&M	53 74	15	H	Mississippi St.	52 68									
287	H	Ole Miss	63 47	35	H	Arkansas	66 100									

Non-Div I Games:

Vanderbilt

Loss, Non-Conf, S Site, H Home A Away N Neutral

Average RPI Win:	305	WON-LOST	WINNING	LAST 10	STRENGTH OF	OPP. STRENGTH	TEAM	ADJ.	CONF.	ADJ CONF.
Average RPI Loss:	187	RECORD	PCT. RANK	GAMES	SCHEDULE	OF SCHEDULE	RPI	RPI	RPI	RPI
DIV. I ONLY	11- 16	230	3-7	321	323	297	297	27	27	
DIV. I NON-CONF.	5- 7	205	0	322	314	303	303	28	28	
TOTALS	RPI 1-25	RPI 26-50	W-L RECORDS	RPI 51-100	RPI 101-150	RPI 150+				
11- 16	0- 0	0- 0	OVERALL	0- 3	0- 2	11- 11				
8- 5	0- 0	0- 0	HOME	0- 1	0- 1	8- 3				
3- 11	0- 0	0- 0	AWAY	0- 2	0- 1	3- 8				
0- 0	0- 0	0- 0	NEUTRAL	0- 0	0- 0	0- 0				
5- 7	0- 0	0- 0	NON-CONFERENCE	0- 1	0- 2	5- 4				
4- 2	0- 0	0- 0	HOME	0- 0	0- 1	4- 1				
1- 5	0- 0	0- 0	AWAY	0- 1	0- 1	1- 3				
0- 0	0- 0	0- 0	NEUTRAL	0- 0	0- 0	0- 0				
6- 9	0- 0	0- 0	CONFERENCE	0- 2	0- 0	6- 7				
4- 3	0- 0	0- 0	HOME	0- 1	0- 0	4- 2				
2- 6	0- 0	0- 0	AWAY	0- 1	0- 0	2- 5				
0- 0	0- 0	0- 0	NEUTRAL	0- 0	0- 0	0- 0				

RPI 1-25				RPI 26-50				RPI 51-100				RPI 101+				Team's RPI: 297	
RPI	S	Opponent	Score	RPI	S	Opponent	Score	RPI	S	Opponent	Score	RPI	S	Opponent	Score		
								59	A	Stony Brook	49	67	147	A	Loyola Chicago	76	78
								59	H	Stony Brook	68	72	148	H	Massachusetts	49	83
								85	A	Minnesota	58	90	164	A	Dartmouth	55	72
												167	A	Binghamton	53	76	
												167	H	Binghamton	65	62	
												185	A	Merrimack	53	78	
												187	A	Maine	59	70	
												187	H	Maine	47	65	
												209	A	Rhode Island	74	77	
												237	A	UMass Lowell	47	61	
												268	A	New Hampshire	44	42	
												268	H	New Hampshire	51	59	
												275	H	Saint Francis (PA)	69	73	
												288	A	UMBC	47	54	
												288	H	UMBC	60	58	
												306	H	Navy	64	56	
												319	A	Albany (NY)	49	58	
												319	H	Albany (NY)	52	36	
												324	H	Bryant	71	66	
												326	H	NJIT	65	59	
												330	A	LIU Brooklyn	73	62	
												337	H	Canisius	76	53	
												346	A	Hartford	63	53	
												346	H	Hartford	62	51	
LAST 10 Division I																	
288	A	UMBC	47	54	187	A	Maine	59	70								
59	H	Stony Brook	68	72	319	H	Albany (NY)	52	36								
167	A	Binghamton	53	76	268	H	New Hampshire	51	59								
268	A	New Hampshire	44	42	237	A	UMass Lowell	47	61								
346	H	Hartford	62	51	187	H	Maine	47	65								

Non-Div I Games: Norwich 86 40

Vermont

■ Loss, 
 ■ Non-Conf, 
 ■ S Site, 
 ■ H Home 
 ■ A Away 
 N Neutral



Villanova

Through Games Of Feb. 24, 2020

Average RPI Win:	139	WON-LOST	WINNING	LAST 10	STRENGTH OF	OPP. STRENGTH	TEAM	ADJ.	CONF.	ADJ CONF.
Average RPI Loss:	77	RECORD	PCT. RANK	GAMES	SCHEDULE	OF SCHEDULE	RPI	RPI	RPI	RPI
DIV. I ONLY	16- 11	118	6-4	59	65	71	71	6	6	
DIV. I NON-CONF.	6- 5	151	0	55	55	81	81	6	6	
TOTALS	RPI 1-25	RPI 26-50	W-L RECORDS	RPI 51-100	RPI 101-150	RPI 150+				
16- 11	1- 1	1- 4	OVERALL	6- 4	0- 1	8- 1				
9- 5	1- 0	1- 2	HOME	2- 2	0- 1	5- 0				
7- 6	0- 1	0- 2	AWAY	4- 2	0- 0	3- 1				
0- 0	0- 0	0- 0	NEUTRAL	0- 0	0- 0	0- 0				
6- 5	0- 0	0- 2	NON-CONFERENCE	3- 1	0- 1	3- 1				
3- 2	0- 0	0- 1	HOME	1- 0	0- 1	2- 0				
3- 3	0- 0	0- 1	AWAY	2- 1	0- 0	1- 1				
0- 0	0- 0	0- 0	NEUTRAL	0- 0	0- 0	0- 0				
10- 6	1- 1	1- 2	CONFERENCE	3- 3	0- 0	5- 0				
6- 3	1- 0	1- 1	HOME	1- 2	0- 0	3- 0				
4- 3	0- 1	0- 1	AWAY	2- 1	0- 0	2- 0				
0- 0	0- 0	0- 0	NEUTRAL	0- 0	0- 0	0- 0				

RPI 1-25				RPI 26-50				RPI 51-100 Team's RPI: 71				RPI 101+			
RPI	S	Opponent	Score	RPI	S	Opponent	Score	RPI	S	Opponent	Score	RPI	S	Opponent	Score
20	A	DePaul	69 85	37	A	Marquette	52 57	53	H	Penn	70 58	141	H	George Washington	56 68
20	H	DePaul	76 58	37	H	Marquette	61 47	63	A	St. John's (NY)	67 62	170	H	Providence	51 49
				40	H	James Madison	52 56	63	H	St. John's (NY)	66 64	171	A	La Salle	77 69
				42	H	Creighton	42 58	70	A	Georgia	63 58	182	A	American	54 76
				43	A	Drexel	52 54	77	A	Seton Hall	61 55	206	H	Manhattan	63 51
								77	H	Seton Hall	63 65	225	H	Saint Joseph's	60 44
								84	A	Fordham	73 66	241	A	Georgetown	48 40
								89	A	Butler	61 63	241	H	Georgetown	74 53
								89	H	Butler	41 58	254	A	Xavier	55 54
								90	A	Temple	69 74	254	H	Xavier	66 54
LAST 10 Division I															
20	H	DePaul	76 58	77	H	Seton Hall	63 65								
37	H	Marquette	61 47	63	H	St. John's (NY)	66 64								
241	A	Georgetown	48 40	37	A	Marquette	52 57								
89	A	Butler	61 63	20	A	DePaul	69 85								
254	A	Xavier	55 54	241	H	Georgetown	74 53								

Non-Div I Games:

Villanova

Loss, Non-Conf, S Site, H Home A Away N Neutral

Average RPI Win:	108	WON-LOST	WINNING	LAST 10	STRENGTH OF	OPP. STRENGTH	TEAM	ADJ.	CONF.	ADJ CONF.
Average RPI Loss:	47	RECORD	PCT. RANK	GAMES	SCHEDULE	OF SCHEDULE	RPI	RPI	RPI	RPI
DIV. I ONLY	12- 15	206	5-5	2	31	45	45	5	5	
DIV. I NON-CONF.	5- 6	187	0	1	25	34	34	4	4	
TOTALS	RPI 1-25	RPI 26-50	W-L RECORDS	RPI 51-100	RPI 101-150	RPI 150+				
12- 15	1- 7	3- 3	OVERALL	3- 2	2- 3	3- 0				
8- 4	1- 2	2- 1	HOME	2- 0	2- 1	1- 0				
4- 10	0- 4	1- 2	AWAY	1- 2	0- 2	2- 0				
0- 1	0- 1	0- 0	NEUTRAL	0- 0	0- 0	0- 0				
5- 6	0- 4	2- 1	NON-CONFERENCE	1- 1	0- 0	2- 0				
3- 2	0- 2	2- 0	HOME	1- 0	0- 0	0- 0				
2- 3	0- 1	0- 1	AWAY	0- 1	0- 0	2- 0				
0- 1	0- 1	0- 0	NEUTRAL	0- 0	0- 0	0- 0				
7- 9	1- 3	1- 2	CONFERENCE	2- 1	2- 3	1- 0				
5- 2	1- 0	0- 1	HOME	1- 0	2- 1	1- 0				
2- 7	0- 3	1- 1	AWAY	1- 1	0- 2	0- 0				
0- 0	0- 0	0- 0	NEUTRAL	0- 0	0- 0	0- 0				

RPI 1-25				RPI 26-50				RPI 51-100				RPI 101+			
RPI	S	Opponent	Score	RPI	S	Opponent	Score	RPI	S	Opponent	Score	RPI	S	Opponent	Score
5	A	Louisville	56 71	26	A	Florida St.	55 63	60	H	Bucknell	84 60	101	H	Miami (FL)	69 64
6	A	UConn	44 83	27	H	Old Dominion	56 53	67	A	Georgia Tech	51 61	111	A	Wake Forest	56 62
11	H	UCLA	62 73	38	A	Virginia Tech	86 76	81	A	Boston College	69 52	113	A	North Carolina	68 78
15	N	Mississippi St.	59 72	38	H	Virginia Tech	61 69	83	A	Southern California	49 59	113	H	North Carolina	47 65
22	H	Kentucky	47 50	40	H	James Madison	55 49	98	H	Syracuse	57 41	116	H	Notre Dame	90 60
23	A	NC State	60 80	44	A	Rutgers	63 73					206	A	UNLV	63 55
25	A	Duke	47 62									223	H	Clemson	70 54
25	H	Duke	66 63									283	A	CSUN	72 47
LAST 10 Division I															
38	A	Virginia Tech	86 76	98	H	Syracuse	57 41								
25	A	Duke	47 62	113	A	North Carolina	68 78								
101	H	Miami (FL)	69 64	116	H	Notre Dame	90 60								
26	A	Florida St.	55 63	5	A	Louisville	56 71								
223	H	Clemson	70 54	38	H	Virginia Tech	61 69								

Non-Div I Games:

Virginia

■ Loss, 
 ■ Non-Conf, S Site, 
 ■ Home 
 ■ Away 
 N Neutral

Average RPI Win:	142	WON-LOST	WINNING	LAST 10	STRENGTH OF	OPP. STRENGTH	TEAM	ADJ.	CONF.	ADJ CONF.
Average RPI Loss:	44	RECORD	PCT. RANK	GAMES	SCHEDULE	OF SCHEDULE	RPI	RPI	RPI	RPI
DIV. I ONLY	20- 7	45	7-3	75	45	38	38	5	5	
DIV. I NON-CONF.	10- 1	20	0	119	101	27	27	4	4	
TOTALS	RPI 1-25	RPI 26-50	W-L RECORDS	RPI 51-100	RPI 101-150	RPI 150+				
20- 7	0- 3	2- 2	OVERALL	4- 2	7- 0	7- 0				
12- 2	0- 1	1- 1	HOME	2- 0	4- 0	5- 0				
5- 4	0- 2	1- 1	AWAY	0- 1	3- 0	1- 0				
3- 1	0- 0	0- 0	NEUTRAL	2- 1	0- 0	1- 0				
10- 1	0- 0	1- 0	NON-CONFERENCE	2- 1	2- 0	5- 0				
6- 0	0- 0	1- 0	HOME	0- 0	2- 0	3- 0				
1- 0	0- 0	0- 0	AWAY	0- 0	0- 0	1- 0				
3- 1	0- 0	0- 0	NEUTRAL	2- 1	0- 0	1- 0				
10- 6	0- 3	1- 2	CONFERENCE	2- 1	5- 0	2- 0				
6- 2	0- 1	0- 1	HOME	2- 0	2- 0	2- 0				
4- 4	0- 2	1- 1	AWAY	0- 1	3- 0	0- 0				
0- 0	0- 0	0- 0	NEUTRAL	0- 0	0- 0	0- 0				

RPI 1-25				RPI 26-50				Team's RPI: 38	RPI 51-100				RPI 101+			
RPI	S	Opponent	Score	RPI	S	Opponent	Score		RPI	S	Opponent	Score	RPI	S	Opponent	Score
23	A	NC State	69 76	26	A	Florida St.	62 86		57	N	Belmont	60 58	101	H	Miami (FL)	69 45
23	H	NC State	59 71	41	H	Purdue	67 54		66	N	Rice	54 45	104	H	Liberty	73 69
25	A	Duke	67 72	45	A	Virginia	69 61		67	H	Georgia Tech	64 61	111	A	Wake Forest	73 62
				45	H	Virginia	76 86		70	N	Georgia	72 77	113	A	North Carolina	72 63
									81	H	Boston College	70 49	113	H	North Carolina	76 70
									98	A	Syracuse	65 67	116	A	Notre Dame	68 62
													131	H	Davidson	88 68
													160	N	Wichita St.	84 63
													194	H	Gardner-Webb	87 65
													223	H	Clemson	71 50
													232	A	George Mason	77 58
													275	H	Saint Francis (PA)	105 41
													286	H	Pittsburgh	68 56
													325	H	UMES	86 43
LAST 10 Division I																
				45	H	Virginia	76 86		23	H	NC State	59 71				
				116	A	Notre Dame	68 62		101	H	Miami (FL)	69 45				
				111	A	Wake Forest	73 62		98	A	Syracuse	65 67				
				67	H	Georgia Tech	64 61		223	H	Clemson	71 50				
				113	A	North Carolina	72 63		81	H	Boston College	70 49				

Non-Div I Games:

Virginia Tech

■ Loss, 
 ■ Non-Conf, 
 ■ S Site, 
 ■ H Home 
 ■ A Away 
 N Neutral

Average RPI Win: <b>315</b>	WON-LOST	WINNING	LAST 10	STRENGTH OF	OPP. STRENGTH	TEAM	ADJ.	CONF.	ADJ CONF.
Average RPI Loss: <b>164</b>	RECORD	PCT. RANK	GAMES	SCHEDULE	OF SCHEDULE	RPI	RPI	RPI	RPI
DIV. I ONLY	9- 16	255	5-5	204	334	280	280	30	30
DIV. I NON-CONF.	3- 7	252	0	37	286	195	195	30	30
TOTALS	RPI 1-25	RPI 26-50	W-L RECORDS	RPI 51-100	RPI 101-150	RPI 150+			
9- 16	0- 1	0- 0	OVERALL	0- 5	0- 4	9- 6			
7- 5	0- 0	0- 0	HOME	0- 1	0- 2	7- 2			
2- 11	0- 1	0- 0	AWAY	0- 4	0- 2	2- 4			
0- 0	0- 0	0- 0	NEUTRAL	0- 0	0- 0	0- 0			
3- 7	0- 1	0- 0	NON-CONFERENCE	0- 5	0- 0	3- 1			
3- 1	0- 0	0- 0	HOME	0- 1	0- 0	3- 0			
0- 6	0- 1	0- 0	AWAY	0- 4	0- 0	0- 1			
0- 0	0- 0	0- 0	NEUTRAL	0- 0	0- 0	0- 0			
6- 9	0- 0	0- 0	CONFERENCE	0- 0	0- 4	6- 5			
4- 4	0- 0	0- 0	HOME	0- 0	0- 2	4- 2			
2- 5	0- 0	0- 0	AWAY	0- 0	0- 2	2- 3			
0- 0	0- 0	0- 0	NEUTRAL	0- 0	0- 0	0- 0			

RPI 1-25				RPI 26-50				RPI 51-100				RPI 101+ Team's RPI: 280			
RPI	S	Opponent	Score	RPI	S	Opponent	Score	RPI	S	Opponent	Score	RPI	S	Opponent	Score
3	A	Maryland	56 <b>119</b>					59	H	Stony Brook	45 <b>66</b>	129	A	Robert Morris	47 <b>51</b>
								68	A	Yale	68 <b>87</b>	129	H	Robert Morris	35 <b>77</b>
								88	A	Colgate	58 <b>74</b>	140	A	Mt. St. Mary's	63 <b>78</b>
								89	A	Butler	58 <b>74</b>	140	H	Mt. St. Mary's	52 <b>67</b>
								91	A	Rider	63 <b>77</b>	185	A	Merrimack	44 <b>55</b>
												251	A	Youngstown St.	42 <b>64</b>
												275	A	Saint Francis (PA)	50 <b>51</b>
												275	H	Saint Francis (PA)	55 50
												288	H	UMBC	67 60
												310	H	Sacred Heart	65 <b>79</b>
												311	A	St. Francis Brooklyn	74 53
												311	H	St. Francis Brooklyn	74 66
												317	H	Fairleigh Dickinson	61 <b>62</b>
												323	H	Saint Peter's	90 89
												324	A	Bryant	58 45
												326	H	NJIT	61 59
												330	H	LIU Brooklyn	63 61
												348	A	Central Conn. St.	63 <b>66</b>
												348	H	Central Conn. St.	63 56
LAST 10 Division I															
311	A	St. Francis Brooklyn	74 53	275	H	Saint Francis (PA)	55 50								
348	H	Central Conn. St.	63 56	317	H	Fairleigh Dickinson	61 <b>62</b>								
140	H	Mt. St. Mary's	52 <b>67</b>	324	A	Bryant	58 45								
185	A	Merrimack	44 <b>55</b>	348	A	Central Conn. St.	63 <b>66</b>								
129	H	Robert Morris	35 <b>77</b>	330	H	LIU Brooklyn	63 61								

Non-Div I Games: Staten Island 81 57

Wagner

■ Loss, 
 ■ Non-Conf, 
 ■ S Site, 
 ■ Home 
 ■ A Away 
 N Neutral

## Wake Forest

Through Games Of Feb. 24, 2020

Average RPI Win:	146	WON-LOST	WINNING	LAST 10	STRENGTH OF	OPP. STRENGTH	TEAM	ADJ.	CONF.	ADJ CONF.
Average RPI Loss:	93	RECORD	PCT. RANK	GAMES	SCHEDULE	OF SCHEDULE	RPI	RPI	RPI	RPI
DIV. I ONLY	14- 14	172	3-7	64	69	111	111	5	5	
DIV. I NON-CONF.	7- 4	100	0	117	198	111	111	4	4	
TOTALS	RPI 1-25	RPI 26-50	W-L RECORDS	RPI 51-100	RPI 101-150	RPI 150+				
14- 14	1- 2	1- 4	OVERALL	3- 3	3- 3	6- 2				
9- 5	0- 0	1- 3	HOME	2- 0	2- 2	4- 0				
3- 9	1- 2	0- 1	AWAY	0- 3	0- 1	2- 2				
2- 0	0- 0	0- 0	NEUTRAL	1- 0	1- 0	0- 0				
7- 4	0- 0	0- 1	NON-CONFERENCE	1- 1	2- 1	4- 1				
4- 2	0- 0	0- 1	HOME	0- 0	1- 1	3- 0				
1- 2	0- 0	0- 0	AWAY	0- 1	0- 0	1- 1				
2- 0	0- 0	0- 0	NEUTRAL	1- 0	1- 0	0- 0				
7- 10	1- 2	1- 3	CONFERENCE	2- 2	1- 2	2- 1				
5- 3	0- 0	1- 2	HOME	2- 0	1- 1	1- 0				
2- 7	1- 2	0- 1	AWAY	0- 2	0- 1	1- 1				
0- 0	0- 0	0- 0	NEUTRAL	0- 0	0- 0	0- 0				

RPI 1-25				RPI 26-50				RPI 51-100				RPI 101+ Team's RPI: 111			
RPI	S	Opponent	Score	RPI	S	Opponent	Score	RPI	S	Opponent	Score	RPI	S	Opponent	Score
5	A	Louisville	61 75	26	A	Florida St.	67 78	52	N	Dayton	78 59	101	A	Miami (FL)	56 59
23	A	NC State	45 59	26	H	Florida St.	65 70	63	A	St. John's (NY)	74 82	109	H	Campbell	74 46
25	A	Duke	60 58	38	H	Virginia Tech	62 73	67	A	Georgia Tech	52 62	113	H	North Carolina	82 79
				45	H	Virginia	62 56	67	H	Georgia Tech	65 60	116	H	Notre Dame	71 75
				49	H	Charlotte	65 77	81	A	Boston College	54 67	128	N	Florida	73 68
								98	H	Syracuse	65 60	132	H	UNC Greensboro	65 67
												177	A	Elon	69 57
												223	A	Clemson	66 52
												223	H	Clemson	63 58
												245	H	East Carolina	76 53
												263	H	Col. of Charleston	106 50
												274	H	UNCW	65 55
												286	A	Pittsburgh	48 53
												291	A	ETSU	60 67
LAST 10 Division I															
113	H	North Carolina	82 79	116	H	Notre Dame	71 75								
26	A	Florida St.	67 78	81	A	Boston College	54 67								
38	H	Virginia Tech	62 73	286	A	Pittsburgh	48 53								
223	A	Clemson	66 52	98	H	Syracuse	65 60								
67	A	Georgia Tech	52 62	26	H	Florida St.	65 70								

Non-Div I Games:

Wake Forest

■ Loss, 
 ■ Non-Conf, 
 ■ S Site, 
 ■ H Home 
 ■ A Away 
 N Neutral

Average RPI Win:	161	WON-LOST	WINNING	LAST 10	STRENGTH OF	OPP. STRENGTH	TEAM	ADJ.	CONF.	ADJ CONF.
Average RPI Loss:	75	RECORD	PCT. RANK	GAMES	SCHEDULE	OF SCHEDULE	RPI	RPI	RPI	RPI
DIV. I ONLY	13- 14	181	3-7	57	41	126	126	1	1	
DIV. I NON-CONF.	8- 3	68	0	218	200	138	138	2	2	
TOTALS	RPI 1-25	RPI 26-50	W-L RECORDS	RPI 51-100	RPI 101-150	RPI 150+				
13- 14	2- 5	0- 2	OVERALL	2- 1	3- 4	6- 2				
7- 9	1- 2	0- 1	HOME	2- 0	0- 4	4- 2				
3- 5	0- 3	0- 1	AWAY	0- 1	3- 0	0- 0				
3- 0	1- 0	0- 0	NEUTRAL	0- 0	0- 0	2- 0				
8- 3	1- 0	0- 0	NON-CONFERENCE	0- 0	1- 1	6- 2				
4- 3	0- 0	0- 0	HOME	0- 0	0- 1	4- 2				
1- 0	0- 0	0- 0	AWAY	0- 0	1- 0	0- 0				
3- 0	1- 0	0- 0	NEUTRAL	0- 0	0- 0	2- 0				
5- 11	1- 5	0- 2	CONFERENCE	2- 1	2- 3	0- 0				
3- 6	1- 2	0- 1	HOME	2- 0	0- 3	0- 0				
2- 5	0- 3	0- 1	AWAY	0- 1	2- 0	0- 0				
0- 0	0- 0	0- 0	NEUTRAL	0- 0	0- 0	0- 0				

RPI	S	Opponent	Score	RPI	S	Opponent	Score	RPI	S	Opponent	Score	RPI	S	Opponent	Score	Team's RPI: 126
8	A	Stanford	56 77	29	A	Arizona St.	68 72	76	H	Colorado	61 52	107	H	Utah	65 74	
8	H	Stanford	41 58	29	H	Arizona St.	50 67	83	A	Southern California	78 81	108	A	Washington St.	65 56	
9	N	Iowa	70 63					83	H	Southern California	75 66	108	H	Washington St.	59 66	
11	A	UCLA	80 85									112	A	San Diego	65 47	
11	H	UCLA	74 68									120	H	Vanderbilt	74 76	
24	A	Arizona	53 64									137	A	California	67 64	
24	H	Arizona	58 66									137	H	California	74 81	
												157	H	Tulane	62 64	
												199	H	Hawaii	50 62	
												221	N	Iona	65 34	
												231	H	CSU Bakersfield	80 49	
												233	H	San Francisco	73 54	
												249	N	Howard	75 58	
												304	H	Seattle U	78 46	
												322	H	Weber St.	94 41	
LAST 10 Division I																
11	H	UCLA	74 68	107	H	Utah	65 74									
83	H	Southern California	75 66	137	H	California	74 81									
29	A	Arizona St.	68 72	8	H	Stanford	41 58									
24	A	Arizona	53 64	83	A	Southern California	78 81									
76	H	Colorado	61 52	11	A	UCLA	80 85									

Non-Div I Games:

Washington

■ Loss, 
 ■ Non-Conf, 
 S Site, 
 ■ Home 
 ■ Away 
 N Neutral

## Washington St.

Through Games Of Feb. 24, 2020

Average RPI Win:	182	WON-LOST	WINNING	LAST 10	STRENGTH OF	OPP. STRENGTH	TEAM	ADJ.	CONF.	ADJ CONF.
Average RPI Loss:	40	RECORD	PCT. RANK	GAMES	SCHEDULE	OF SCHEDULE	RPI	RPI	RPI	RPI
DIV. I ONLY	11- 17	240	2-8	13	33	108	108	1	1	
DIV. I NON-CONF.	7- 5	131	0	32	77	75	75	2	2	
TOTALS	RPI 1-25	RPI 26-50	W-L RECORDS	RPI 51-100	RPI 101-150	RPI 150+				
11- 17	0- 10	0- 2	OVERALL	3- 2	3- 3	5- 0				
7- 8	0- 4	0- 1	HOME	2- 1	1- 2	4- 0				
3- 6	0- 3	0- 1	AWAY	1- 1	2- 1	0- 0				
1- 3	0- 3	0- 0	NEUTRAL	0- 0	0- 0	1- 0				
7- 5	0- 4	0- 0	NON-CONFERENCE	2- 0	0- 1	5- 0				
5- 1	0- 1	0- 0	HOME	1- 0	0- 0	4- 0				
1- 1	0- 0	0- 0	AWAY	1- 0	0- 1	0- 0				
1- 3	0- 3	0- 0	NEUTRAL	0- 0	0- 0	1- 0				
4- 12	0- 6	0- 2	CONFERENCE	1- 2	3- 2	0- 0				
2- 7	0- 3	0- 1	HOME	1- 1	1- 2	0- 0				
2- 5	0- 3	0- 1	AWAY	0- 1	2- 0	0- 0				
0- 0	0- 0	0- 0	NEUTRAL	0- 0	0- 0	0- 0				

RPI	S	Opponent	Score	RPI	S	Opponent	Score	RPI	S	Opponent	Score	RPI	S	Opponent	Score	Team's RPI: 108
2	N	South Carolina	53 68	29	A	Arizona St.	59 62	76	H	Colorado	69 59	101	A	Miami (FL)	68 74	
4	N	Baylor	66 89	29	H	Arizona St.	56 65	79	H	BYU	67 50	107	H	Utah	66 78	
8	A	Stanford	58 77					83	A	Southern California	63 74	126	A	Washington	66 59	
8	H	Stanford	49 71					83	H	Southern California	60 66	126	H	Washington	56 65	
11	A	UCLA	50 66					100	A	Boise St.	80 68	137	A	California	96 75	
11	H	UCLA	62 70									137	H	California	92 66	
12	H	Gonzaga	53 76									195	H	Pepperdine	85 48	
19	N	Indiana	44 78									244	N	Southern U.	69 54	
24	A	Arizona	57 72									283	H	CSUN	71 61	
24	H	Arizona	67 74									290	H	UC Irvine	87 59	
												335	H	Ark.-Pine Bluff	85 56	
LAST 10 Division I																
83	H	Southern California	60 66	76	H	Colorado	69 59									
11	H	UCLA	62 70	8	H	Stanford	49 71									
24	A	Arizona	57 72	137	H	California	92 66									
29	A	Arizona St.	59 62	11	A	UCLA	50 66									
107	H	Utah	66 78	83	A	Southern California	63 74									

Non-Div I Games:

Washington St.

■ Loss, 
 ■ Non-Conf, 
 ■ S Site, 
 ■ H Home 
 ■ A Away 
 N Neutral

Average RPI Win:	276	WON-LOST	WINNING	LAST 10	STRENGTH OF	OPP. STRENGTH	TEAM	ADJ.	CONF.	ADJ CONF.
Average RPI Loss:	175	RECORD	PCT. RANK	GAMES	SCHEDULE	OF SCHEDULE	RPI	RPI	RPI	RPI
DIV. I ONLY	3- 23	336	0-10	213	231	322	322	18	18	
DIV. I NON-CONF.	2- 7	288	0	181	221	264	264	17	17	
TOTALS	RPI 1-25	RPI 26-50	W-L RECORDS	RPI 51-100	RPI 101-150	RPI 150+				
3- 23	0- 1	0- 0	OVERALL	0- 2	0- 5	3- 15				
1- 9	0- 0	0- 0	HOME	0- 1	0- 1	1- 7				
2- 14	0- 1	0- 0	AWAY	0- 1	0- 4	2- 8				
0- 0	0- 0	0- 0	NEUTRAL	0- 0	0- 0	0- 0				
2- 7	0- 1	0- 0	NON-CONFERENCE	0- 0	0- 4	2- 2				
1- 1	0- 0	0- 0	HOME	0- 0	0- 1	1- 0				
1- 6	0- 1	0- 0	AWAY	0- 0	0- 3	1- 2				
0- 0	0- 0	0- 0	NEUTRAL	0- 0	0- 0	0- 0				
1- 16	0- 0	0- 0	CONFERENCE	0- 2	0- 1	1- 13				
0- 8	0- 0	0- 0	HOME	0- 1	0- 0	0- 7				
1- 8	0- 0	0- 0	AWAY	0- 1	0- 1	1- 6				
0- 0	0- 0	0- 0	NEUTRAL	0- 0	0- 0	0- 0				

RPI 1-25				RPI 26-50				RPI 51-100				RPI 101+ Team's RPI: 322			
RPI	S	Opponent	Score	RPI	S	Opponent	Score	RPI	S	Opponent	Score	RPI	S	Opponent	Score
11	A	UCLA	45 85					82	A	Montana St.	52 81	107	A	Utah	46 75
								82	H	Montana St.	67 102	115	A	Pacific	53 76
												123	A	Idaho	50 70
												126	A	Washington	41 94
												139	H	Portland	59 78
												162	A	Northern Ariz.	61 92
												162	H	Northern Ariz.	82 88
												165	A	Montana	57 85
												165	H	Montana	46 78
												168	A	Idaho St.	41 55
												168	H	Idaho St.	54 65
												178	A	Southern Utah	66 82
												178	H	Southern Utah	71 87
												215	H	Portland St.	57 76
												220	A	UTEP	51 70
												224	A	Northern Colo.	65 60
												224	H	Northern Colo.	65 69
												300	A	Eastern Wash.	53 63
												301	A	UC Riverside	64 54
												302	H	Utah Valley	72 46
												308	A	Sacramento St.	52 58
												308	H	Sacramento St.	67 91
												321	A	New Mexico St.	47 77
LAST 10 Division I															
178	A	Southern Utah	66 82	308	A	Sacramento St.	52 58								
168	A	Idaho St.	41 55	224	H	Northern Colo.	65 69								
82	H	Montana St.	67 102	178	H	Southern Utah	71 87								
165	H	Montana	46 78	165	A	Montana	57 85								
162	A	Northern Ariz.	61 92	82	A	Montana St.	52 81								

Non-Div I Games:

Weber St.



## West Virginia

Through Games Of Feb. 24, 2020

Average RPI Win:	155	WON-LOST	WINNING	LAST 10	STRENGTH OF	OPP. STRENGTH	TEAM	ADJ.	CONF.	ADJ CONF.
Average RPI Loss:	42	RECORD	PCT. RANK	GAMES	SCHEDULE	OF SCHEDULE	RPI	RPI	RPI	RPI
DIV. I ONLY	16- 10	94	3-7	51	27	62	62	3	3	
DIV. I NON-CONF.	10- 1	20	0	167	165	42	42	3	3	
TOTALS	RPI 1-25	RPI 26-50	W-L RECORDS	RPI 51-100	RPI 101-150	RPI 150+				
16- 10	1- 3	0- 3	OVERALL	5- 4	3- 0	7- 0				
9- 4	0- 1	0- 1	HOME	2- 2	2- 0	5- 0				
3- 5	1- 2	0- 1	AWAY	1- 2	1- 0	0- 0				
4- 1	0- 0	0- 1	NEUTRAL	2- 0	0- 0	2- 0				
10- 1	1- 0	0- 1	NON-CONFERENCE	2- 0	0- 0	7- 0				
5- 0	0- 0	0- 0	HOME	0- 0	0- 0	5- 0				
1- 0	1- 0	0- 0	AWAY	0- 0	0- 0	0- 0				
4- 1	0- 0	0- 1	NEUTRAL	2- 0	0- 0	2- 0				
6- 9	0- 3	0- 2	CONFERENCE	3- 4	3- 0	0- 0				
4- 4	0- 1	0- 1	HOME	2- 2	2- 0	0- 0				
2- 5	0- 2	0- 1	AWAY	1- 2	1- 0	0- 0				
0- 0	0- 0	0- 0	NEUTRAL	0- 0	0- 0	0- 0				

RPI 1-25				RPI 26-50				RPI 51-100				RPI 101+			
RPI	S	Opponent	Score	RPI	S	Opponent	Score	RPI	S	Opponent	Score	RPI	S	Opponent	Score
4	A	Baylor	51 91	42	N	Creighton	75 82	51	H	Iowa St.	79 71	121	A	Kansas	68 49
4	H	Baylor	39 64	46	A	Oklahoma St.	57 60	54	A	Texas	44 50	121	H	Kansas	60 53
15	A	Mississippi St.	71 65	46	H	Oklahoma St.	55 57	54	H	Texas	68 63	135	H	Texas Tech	67 60
16	A	TCU	60 73					56	A	Oklahoma	58 68	175	N	Norfolk St.	72 55
								56	H	Oklahoma	49 73	188	H	Cornell	68 62
								92	N	Michigan St.	63 57	201	H	Radford	74 37
								94	A	Kansas St.	74 63	222	N	New Mexico	73 60
								94	H	Kansas St.	55 56	275	H	Saint Francis (PA)	74 45
								98	N	Syracuse	71 69	305	H	Presbyterian	56 40
												331	H	Coppin St.	82 47
LAST 10 Division I															
				4	H	Baylor	39 64	46	A	Oklahoma St.	57 60				
				121	H	Kansas	60 53	56	A	Oklahoma	58 68				
				54	A	Texas	44 50	51	H	Iowa St.	79 71				
				135	H	Texas Tech	67 60	16	A	TCU	60 73				
				94	H	Kansas St.	55 56	46	H	Oklahoma St.	55 57				

Non-Div I Games:

West Virginia

■ Loss, 
 ■ Non-Conf, 
 ■ S Site, 
 ■ H Home 
 ■ A Away 
 N Neutral

Average RPI Win:	290	WON-LOST	WINNING	LAST 10	STRENGTH OF	OPP. STRENGTH	TEAM	ADJ.	CONF.	ADJ CONF.
Average RPI Loss:	205	RECORD	PCT. RANK	GAMES	SCHEDULE	OF SCHEDULE	RPI	RPI	RPI	RPI
DIV. I ONLY	3- 22	333	2-8	239	332	339	339	26	26	
DIV. I NON-CONF.	1- 12	335	0	174	345	331	331	22	22	
TOTALS	RPI 1-25	RPI 26-50	W-L RECORDS	RPI 51-100	RPI 101-150	RPI 150+				
3- 22	0- 0	0- 0	OVERALL	0- 1	0- 5	3- 16				
2- 12	0- 0	0- 0	HOME	0- 1	0- 2	2- 9				
1- 10	0- 0	0- 0	AWAY	0- 0	0- 3	1- 7				
0- 0	0- 0	0- 0	NEUTRAL	0- 0	0- 0	0- 0				
1- 12	0- 0	0- 0	NON-CONFERENCE	0- 1	0- 3	1- 8				
1- 6	0- 0	0- 0	HOME	0- 1	0- 1	1- 4				
0- 6	0- 0	0- 0	AWAY	0- 0	0- 2	0- 4				
0- 0	0- 0	0- 0	NEUTRAL	0- 0	0- 0	0- 0				
2- 10	0- 0	0- 0	CONFERENCE	0- 0	0- 2	2- 8				
1- 6	0- 0	0- 0	HOME	0- 0	0- 1	1- 5				
1- 4	0- 0	0- 0	AWAY	0- 0	0- 1	1- 3				
0- 0	0- 0	0- 0	NEUTRAL	0- 0	0- 0	0- 0				

RPI S	Opponent	Score	RPI S	Opponent	Score	RPI S	Opponent	Score	RPI S	Opponent	Score	Team's RPI: 339
						78	H Coastal Caro.	43 66	109	H Campbell	40 61	
									113	A North Carolina	55 92	
									131	A Davidson	51 101	
									132	A UNC Greensboro	43 54	
									132	H UNC Greensboro	61 72	
									173	H Samford	50 62	
									177	A Elon	24 68	
									194	A Gardner-Webb	62 88	
									196	A Chattanooga	61 53	
									196	H Chattanooga	52 59	
									202	H Cleveland St.	61 68	
									211	H Tennessee Tech	58 62	
									212	A Furman	53 69	
									212	H Furman	59 69	
									250	H UNC Asheville	47 64	
									263	A Col. of Charleston	62 73	
									269	H Winthrop	60 63	
									273	A Wofford	63 76	
									273	H Wofford	58 65	
									291	A ETSU	49 76	
									291	H ETSU	57 62	
									327	A USC Upstate	62 70	
									328	H Mercer	51 40	
									345	H Charleston So.	69 64	
LAST 10 Division I												
			273	H Wofford	58 65	328	H Mercer	51 40				
			212	H Furman	59 69	173	H Samford	50 62				
			132	H UNC Greensboro	61 72	212	A Furman	53 69				
			196	A Chattanooga	61 53	273	A Wofford	63 76				
			291	A ETSU	49 76	132	A UNC Greensboro	43 54				

Non-Div I Games: Southern Wesleyan 70 37 UVa-Wise 64 55

Western Caro.

Loss, Non-Conf, S Site, H Home A Away N Neutral

Average RPI Win:	271	WON-LOST	WINNING	LAST 10	STRENGTH OF	OPP. STRENGTH	TEAM	ADJ.	CONF.	ADJ CONF.
Average RPI Loss:	93	RECORD	PCT. RANK	GAMES	SCHEDULE	OF SCHEDULE	RPI	RPI	RPI	RPI
DIV. I ONLY	12- 12	172	7-3	219	159	193	193	19	19	
DIV. I NON-CONF.	3- 7	252	0	160	69	234	234	18	18	
TOTALS	RPI 1-25	RPI 26-50	W-L RECORDS	RPI 51-100	RPI 101-150	RPI 150+				
12- 12	0- 0	0- 5	OVERALL	0- 4	1- 1	11- 2				
8- 3	0- 0	0- 2	HOME	0- 1	1- 0	7- 0				
4- 7	0- 0	0- 3	AWAY	0- 2	0- 1	4- 1				
0- 2	0- 0	0- 0	NEUTRAL	0- 1	0- 0	0- 1				
3- 7	0- 0	0- 3	NON-CONFERENCE	0- 2	1- 1	2- 1				
2- 1	0- 0	0- 1	HOME	0- 0	1- 0	1- 0				
1- 4	0- 0	0- 2	AWAY	0- 1	0- 1	1- 0				
0- 2	0- 0	0- 0	NEUTRAL	0- 1	0- 0	0- 1				
9- 5	0- 0	0- 2	CONFERENCE	0- 2	0- 0	9- 1				
6- 2	0- 0	0- 1	HOME	0- 1	0- 0	6- 0				
3- 3	0- 0	0- 1	AWAY	0- 1	0- 0	3- 1				
0- 0	0- 0	0- 0	NEUTRAL	0- 0	0- 0	0- 0				

RPI 1-25				RPI 26-50				RPI 51-100				RPI 101+				Team's RPI: 193	
RPI	S	Opponent	Score	RPI	S	Opponent	Score	RPI	S	Opponent	Score	RPI	S	Opponent	Score		
				28	A	Drake	75 94	80	A	South Dakota St.	45 75	119	H	Southeast Mo. St.	97 91		
				34	A	South Dakota	51 88	80	H	South Dakota St.	48 89	145	A	Missouri	89 97		
				34	H	South Dakota	65 96	86	A	Illinois St.	65 78	214	N	Eastern Ill.	52 60		
				36	H	Bradley	49 84	99	N	Southern Ill.	65 79	217	H	Oral Roberts	75 61		
				41	A	Purdue	59 66					234	A	North Dakota	71 77		
												234	H	North Dakota	91 74		
												242	H	Denver	82 75		
												267	A	North Dakota St.	79 78		
												267	H	North Dakota St.	86 79		
												272	H	Indiana St.	83 72		
												309	A	Omaha	83 69		
												309	H	Omaha	79 66		
												336	A	Purdue Fort Wayne	83 74		
												336	H	Purdue Fort Wayne	79 68		
												347	A	Chicago St.	88 78		
LAST 10 Division I																	
				309	H	Omaha	79 66	80	H	South Dakota St.	48 89						
				234	H	North Dakota	91 74	234	A	North Dakota	71 77						
				34	A	South Dakota	51 88	309	A	Omaha	83 69						
				336	A	Purdue Fort Wayne	83 74	217	H	Oral Roberts	75 61						
				267	H	North Dakota St.	86 79	242	H	Denver	82 75						

Non-Div I Games: Culver-Stockton 82 76 Ill.-Springfield 91 51 Mo. Baptist 90 69

Western Ill.

Average RPI Win:	178	WON-LOST	WINNING	LAST 10	STRENGTH OF	OPP. STRENGTH	TEAM	ADJ.	CONF.	ADJ CONF.
Average RPI Loss:	94	RECORD	PCT. RANK	GAMES	SCHEDULE	OF SCHEDULE	RPI	RPI	RPI	RPI
DIV. I ONLY	20- 6	35	10-0	110	98	33	33	13	13	
DIV. I NON-CONF.	8- 3	68	0	89	15	29	29	16	16	
TOTALS	RPI 1-25	RPI 26-50	W-L RECORDS	RPI 51-100	RPI 101-150	RPI 150+				
20- 6	1- 1	1- 2	OVERALL	4- 1	1- 0	13- 2				
11- 0	1- 0	0- 0	HOME	3- 0	1- 0	6- 0				
8- 6	0- 1	1- 2	AWAY	1- 1	0- 0	6- 2				
1- 0	0- 0	0- 0	NEUTRAL	0- 0	0- 0	1- 0				
8- 3	1- 1	0- 1	NON-CONFERENCE	3- 0	0- 0	4- 1				
4- 0	1- 0	0- 0	HOME	2- 0	0- 0	1- 0				
3- 3	0- 1	0- 1	AWAY	1- 0	0- 0	2- 1				
1- 0	0- 0	0- 0	NEUTRAL	0- 0	0- 0	1- 0				
12- 3	0- 0	1- 1	CONFERENCE	1- 1	1- 0	9- 1				
7- 0	0- 0	0- 0	HOME	1- 0	1- 0	5- 0				
5- 3	0- 0	1- 1	AWAY	0- 1	0- 0	4- 1				
0- 0	0- 0	0- 0	NEUTRAL	0- 0	0- 0	0- 0				

RPI	S	Opponent	Score
5	A	Louisville	56 75
18	H	Central Mich.	93 58

RPI	S	Opponent	Score
27	A	Old Dominion	65 76
41	A	Purdue	50 67
49	A	Charlotte	60 56

Team's RPI: 33

RPI	S	Opponent	Score
56	H	Oklahoma	74 63
57	H	Belmont	77 46
58	H	Middle Tenn.	71 63
66	A	Rice	65 73
71	A	Ball St.	91 86

RPI	S	Opponent	Score
122	H	UAB	69 65
166	A	Saint Mary's (CA)	73 80
173	A	Samford	88 84
196	H	Little Rock	77 58
200	A	Fla. Atlantic	69 56
200	H	Fla. Atlantic	68 59
205	A	Southern Miss.	81 65
220	H	UTEP	78 65
228	A	Marshall	74 65
228	H	Marshall	79 65
259	A	North Texas	54 61
265	A	Louisiana Tech	84 75
270	N	Tulsa	76 63
303	H	FIU	71 51
312	H	UTSA	85 57
328	A	Mercer	75 62

## LAST 10 Division I

200	A	Fla. Atlantic	69 56	265	A	Louisiana Tech	84 75
228	H	Marshall	79 65	303	H	FIU	71 51
312	H	UTSA	85 57	200	H	Fla. Atlantic	68 59
220	H	UTEP	78 65	228	A	Marshall	74 65
205	A	Southern Miss.	81 65	49	A	Charlotte	60 56

Non-Div I Games:

Western Ky.

■ Loss, 
 ■ Non-Conf, 
 ■ S Site, 
 ■ Home 
 ■ A Away 
 N Neutral

Average RPI Win:	215	WON-LOST	WINNING	LAST 10	STRENGTH OF	OPP. STRENGTH	TEAM	ADJ.	CONF.	ADJ CONF.
Average RPI Loss:	132	RECORD	PCT. RANK	GAMES	SCHEDULE	OF SCHEDULE	RPI	RPI	RPI	RPI
DIV. I ONLY	14- 10	131	5-5	221	150	150	150	10	10	
DIV. I NON-CONF.	6- 4	123	0	294	317	192	192	9	9	
TOTALS	RPI 1-25	RPI 26-50	W-L RECORDS	RPI 51-100	RPI 101-150	RPI 150+				
14- 10	0- 1	1- 1	OVERALL	0- 2	2- 1	11- 5				
7- 3	0- 1	1- 0	HOME	0- 0	1- 0	5- 2				
5- 6	0- 0	0- 1	AWAY	0- 1	1- 1	4- 3				
2- 1	0- 0	0- 0	NEUTRAL	0- 1	0- 0	2- 0				
6- 4	0- 0	0- 1	NON-CONFERENCE	0- 1	1- 0	5- 2				
2- 1	0- 0	0- 0	HOME	0- 0	0- 0	2- 1				
2- 2	0- 0	0- 1	AWAY	0- 0	1- 0	1- 1				
2- 1	0- 0	0- 0	NEUTRAL	0- 1	0- 0	2- 0				
8- 6	0- 1	1- 0	CONFERENCE	0- 1	1- 1	6- 3				
5- 2	0- 1	1- 0	HOME	0- 0	1- 0	3- 1				
3- 4	0- 0	0- 0	AWAY	0- 1	0- 1	3- 2				
0- 0	0- 0	0- 0	NEUTRAL	0- 0	0- 0	0- 0				

RPI	S	Opponent	Score	RPI	S	Opponent	Score	RPI	S	Opponent	Score	RPI	S	Opponent	Score	Team's RPI: 150
18	H	Central Mich.	70 80	30	A	Michigan	55 76	59	N	Stony Brook	47 50	103	A	Kent St.	63 75	
				48	H	Ohio	73 72	71	A	Ball St.	65 68	144	H	Buffalo	74 62	
												147	A	Loyola Chicago	70 60	
												151	A	Akron	56 51	
												151	H	Akron	79 71	
												159	H	Eastern Mich.	79 83	
												172	A	Toledo	70 58	
												172	H	Toledo	84 72	
												180	A	Northern Ill.	68 65	
												198	A	Miami (OH)	67 70	
												200	H	Fla. Atlantic	79 80	
												220	A	UTEP	46 76	
												242	N	Denver	79 70	
												261	A	Bowling Green	63 72	
												261	H	Bowling Green	69 55	
												321	N	New Mexico St.	79 76	
												332	H	Detroit Mercy	82 67	
												343	A	UIC	80 52	
												347	H	Chicago St.	90 69	
LAST 10 Division I																
172	A	Toledo	70 58	198	A	Miami (OH)	67 70									
261	H	Bowling Green	69 55	71	A	Ball St.	65 68									
180	A	Northern Ill.	68 65	151	H	Akron	79 71									
144	H	Buffalo	74 62	261	A	Bowling Green	63 72									
159	H	Eastern Mich.	79 83	18	H	Central Mich.	70 80									

Non-Div I Games: Kentucky St. 80 41

Western Mich.

Loss, Non-Conf, S Site, H Home A Away N Neutral

Average RPI Win:	211	WON-LOST	WINNING	LAST 10	STRENGTH OF	OPP. STRENGTH	TEAM	ADJ.	CONF.	ADJ CONF.
Average RPI Loss:	119	RECORD	PCT. RANK	GAMES	SCHEDULE	OF SCHEDULE	RPI	RPI	RPI	RPI
DIV. I ONLY	15- 12	150	5-5	214	91	160	160	9	9	
DIV. I NON-CONF.	8- 5	117	0	197	150	137	137	10	10	
TOTALS	RPI 1-25	RPI 26-50	W-L RECORDS	RPI 51-100	RPI 101-150	RPI 150+				
15- 12	0- 2	0- 2	OVERALL	4- 2	0- 0	11- 6				
9- 5	0- 0	0- 0	HOME	2- 2	0- 0	7- 3				
5- 6	0- 2	0- 1	AWAY	1- 0	0- 0	4- 3				
1- 1	0- 0	0- 1	NEUTRAL	1- 0	0- 0	0- 0				
8- 5	0- 1	0- 2	NON-CONFERENCE	2- 1	0- 0	6- 1				
6- 1	0- 0	0- 0	HOME	1- 1	0- 0	5- 0				
1- 3	0- 1	0- 1	AWAY	0- 0	0- 0	1- 1				
1- 1	0- 0	0- 1	NEUTRAL	1- 0	0- 0	0- 0				
7- 7	0- 1	0- 0	CONFERENCE	2- 1	0- 0	5- 5				
3- 4	0- 0	0- 0	HOME	1- 1	0- 0	2- 3				
4- 3	0- 1	0- 0	AWAY	1- 0	0- 0	3- 2				
0- 0	0- 0	0- 0	NEUTRAL	0- 0	0- 0	0- 0				

RPI 1-25				RPI 26-50				RPI 51-100				RPI 101+ Team's RPI: 160			
RPI	S	Opponent	Score	RPI	S	Opponent	Score	RPI	S	Opponent	Score	RPI	S	Opponent	Score
6	A	UConn	55 83	38	N	Virginia Tech	63 84	56	H	Oklahoma	88 83	157	A	Tulane	69 68
10	A	Missouri St.	55 68	42	A	Creighton	46 56	69	H	South Fla.	50 56	157	H	Tulane	56 61
								75	H	UNI	50 61	159	H	Eastern Mich.	63 52
								82	N	Montana St.	66 64	191	A	Houston	56 64
								90	A	Temple	85 75	192	H	Memphis	60 69
								90	H	Temple	72 70	217	A	Oral Roberts	66 79
												218	A	SMU	44 64
												218	H	SMU	67 72
												244	H	Southern U.	69 63
												245	A	East Carolina	61 53
												245	H	East Carolina	57 55
												265	A	Louisiana Tech	88 80
												270	A	Tulsa	70 61
												270	H	Tulsa	57 46
												316	H	Houston Baptist	59 42
												335	H	Ark.-Pine Bluff	100 50
												344	H	Grambling	77 65
LAST 10 Division I															
270	A	Tulsa	70 61	245	H	East Carolina	57 55								
218	H	SMU	67 72	218	A	SMU	44 64								
157	A	Tulane	69 68	191	A	Houston	56 64								
192	H	Memphis	60 69	69	H	South Fla.	50 56								
90	A	Temple	85 75	90	H	Temple	72 70								

Non-Div I Games:

Wichita St.

■ Loss, 
 ■ Non-Conf, 
 ■ S Site, 
 ■ Home 
 ■ A Away 
 N Neutral

William & Mary

Through Games Of Feb. 24, 2020

Average RPI Win:	235	WON-LOST	WINNING	LAST 10	STRENGTH OF	OPP. STRENGTH	TEAM	ADJ.	CONF.	ADJ CONF.
Average RPI Loss:	95	RECORD	PCT. RANK	GAMES	SCHEDULE	OF SCHEDULE	RPI	RPI	RPI	RPI
DIV. I ONLY	19- 7	48	7-3	297	134	117	117	14	14	
DIV. I NON-CONF.	9- 2	37	0	304	195	109	109	13	13	
TOTALS	RPI 1-25	RPI 26-50	W-L RECORDS	RPI 51-100	RPI 101-150	RPI 150+				
19- 7	0- 0	0- 4	OVERALL	0- 0	3- 2	16- 1				
8- 3	0- 0	0- 2	HOME	0- 0	1- 0	7- 1				
11- 4	0- 0	0- 2	AWAY	0- 0	2- 2	9- 0				
0- 0	0- 0	0- 0	NEUTRAL	0- 0	0- 0	0- 0				
9- 2	0- 0	0- 1	NON-CONFERENCE	0- 0	2- 1	7- 0				
4- 1	0- 0	0- 1	HOME	0- 0	0- 0	4- 0				
5- 1	0- 0	0- 0	AWAY	0- 0	2- 1	3- 0				
0- 0	0- 0	0- 0	NEUTRAL	0- 0	0- 0	0- 0				
10- 5	0- 0	0- 3	CONFERENCE	0- 0	1- 1	9- 1				
4- 2	0- 0	0- 1	HOME	0- 0	1- 0	3- 1				
6- 3	0- 0	0- 2	AWAY	0- 0	0- 1	6- 0				
0- 0	0- 0	0- 0	NEUTRAL	0- 0	0- 0	0- 0				

RPI 1-25				RPI 26-50				RPI 51-100				RPI 101+ Team's RPI: 117			
RPI	S	Opponent	Score	RPI	S	Opponent	Score	RPI	S	Opponent	Score	RPI	S	Opponent	Score
				27	H	Old Dominion	58 69					102	A	VCU	69 55
				40	A	James Madison	70 84					114	A	Richmond	73 76
				43	A	Drexel	74 84					127	A	Northeastern	55 61
				43	H	Drexel	54 61					127	H	Northeastern	80 64
												141	A	George Washington	63 51
												175	H	Norfolk St.	65 56
												176	A	Towson	83 75
												177	A	Elon	84 77
												183	A	Delaware	78 60
												183	H	Delaware	68 58
												245	A	East Carolina	78 68
												262	A	Delaware St.	73 52
												263	A	Col. of Charleston	80 74
												263	H	Col. of Charleston	85 60
												274	A	UNCW	63 55
												274	H	UNCW	55 72
												288	H	UMBC	76 48
												294	A	Army West Point	77 65
												318	A	Hofstra	66 53
												318	H	Hofstra	71 42
												325	H	UMES	78 50
												346	H	Hartford	61 44
LAST 10 Division I															
				183	A	Delaware	78 60					263	A	Col. of Charleston	80 74
				43	A	Drexel	74 84					177	A	Elon	84 77
				318	H	Hofstra	71 42					43	H	Drexel	54 61
				127	H	Northeastern	80 64					183	H	Delaware	68 58
				274	A	UNCW	63 55					127	A	Northeastern	55 61

Non-Div I Games:

William & Mary

Loss, Non-Conf, S Site, H Home A Away N Neutral

## Winthrop

Through Games Of Feb. 24, 2020

Average RPI Win: <b>283</b>	WON-LOST	WINNING	LAST 10	STRENGTH OF	OPP. STRENGTH	TEAM	ADJ.	CONF.	ADJ CONF.
Average RPI Loss: <b>182</b>	RECORD	PCT. RANK	GAMES	SCHEDULE	OF SCHEDULE	RPI	RPI	RPI	RPI
DIV. I ONLY	10- 15	234	3-7	262	318	269	269	25	25
DIV. I NON-CONF.	3- 6	235	0	289	298	273	273	27	27
TOTALS	RPI 1-25	RPI 26-50	W-L RECORDS	RPI 51-100	RPI 101-150	RPI 150+			
10- 15	0- 1	0- 1	OVERALL	0- 0	1- 3	9- 10			
5- 6	0- 0	0- 0	HOME	0- 0	1- 1	4- 5			
5- 8	0- 1	0- 1	AWAY	0- 0	0- 2	5- 4			
0- 1	0- 0	0- 0	NEUTRAL	0- 0	0- 0	0- 1			
3- 6	0- 1	0- 1	NON-CONFERENCE	0- 0	0- 0	3- 4			
0- 3	0- 0	0- 0	HOME	0- 0	0- 0	0- 3			
3- 2	0- 1	0- 1	AWAY	0- 0	0- 0	3- 0			
0- 1	0- 0	0- 0	NEUTRAL	0- 0	0- 0	0- 1			
7- 9	0- 0	0- 0	CONFERENCE	0- 0	1- 3	6- 6			
5- 3	0- 0	0- 0	HOME	0- 0	1- 1	4- 2			
2- 6	0- 0	0- 0	AWAY	0- 0	0- 2	2- 4			
0- 0	0- 0	0- 0	NEUTRAL	0- 0	0- 0	0- 0			

RPI 1-25				RPI 26-50				RPI 51-100				RPI 101+ Team's RPI: 269			
RPI	S	Opponent	Score	RPI	S	Opponent	Score	RPI	S	Opponent	Score	RPI	S	Opponent	Score
22	A	Kentucky	36 <b>91</b>	27	A	Old Dominion	44 <b>68</b>					109	A	Campbell	47 <b>63</b>
												109	H	Campbell	58 <b>61</b>
												142	A	Hampton	48 <b>62</b>
												142	H	Hampton	72 66
												184	A	High Point	61 <b>94</b>
												184	H	High Point	69 63
												194	A	Gardner-Webb	59 <b>71</b>
												194	H	Gardner-Webb	49 <b>54</b>
												201	A	Radford	53 <b>54</b>
												221	H	Iona	61 <b>68</b>
												250	A	UNC Asheville	55 <b>65</b>
												250	H	UNC Asheville	43 <b>50</b>
												260	H	Longwood	74 63
												263	H	Col. of Charleston	73 <b>84</b>
												273	N	Wofford	59 <b>60</b>
												274	A	UNCW	75 63
												298	H	Ga. Southern	47 <b>91</b>
												305	H	Presbyterian	61 54
												307	A	N.C. Central	56 46
												327	A	USC Upstate	52 38
												339	A	Western Caro.	63 60
												345	A	Charleston So.	58 53
												345	H	Charleston So.	56 46
LAST 10 Division I															
				194	H	Gardner-Webb	49 <b>54</b>					184	A	High Point	61 <b>94</b>
				109	H	Campbell	58 <b>61</b>					250	H	UNC Asheville	43 <b>50</b>
				250	A	UNC Asheville	55 <b>65</b>					345	A	Charleston So.	58 53
				142	A	Hampton	48 <b>62</b>					260	H	Longwood	74 63
				345	H	Charleston So.	56 46					201	A	Radford	53 <b>54</b>

Non-Div I Games:

Winthrop

■ Loss, 
 ■ Non-Conf, 
 S Site, 
 ■ Home 
 ■ Away 
 N Neutral



Average RPI Win:	210	WON-LOST	WINNING	LAST 10	STRENGTH OF	OPP. STRENGTH	TEAM	ADJ.	CONF.	ADJ CONF.
Average RPI Loss:	44	RECORD	PCT. RANK	GAMES	SCHEDULE	OF SCHEDULE	RPI	RPI	RPI	RPI
DIV. I ONLY	11- 17	240	2-8	36	48	138	138	2	2	
DIV. I NON-CONF.	8- 3	68	0	143	267	82	82	1	1	
TOTALS	RPI 1-25	RPI 26-50	W-L RECORDS	RPI 51-100	RPI 101-150	RPI 150+				
11- 17	0- 6	0- 5	OVERALL	2- 6	1- 0	8- 0				
7- 8	0- 3	0- 3	HOME	0- 2	1- 0	6- 0				
3- 8	0- 3	0- 1	AWAY	1- 4	0- 0	2- 0				
1- 1	0- 0	0- 1	NEUTRAL	1- 0	0- 0	0- 0				
8- 3	0- 0	0- 1	NON-CONFERENCE	1- 2	1- 0	6- 0				
6- 0	0- 0	0- 0	HOME	0- 0	1- 0	5- 0				
1- 2	0- 0	0- 0	AWAY	0- 2	0- 0	1- 0				
1- 1	0- 0	0- 1	NEUTRAL	1- 0	0- 0	0- 0				
3- 14	0- 6	0- 4	CONFERENCE	1- 4	0- 0	2- 0				
1- 8	0- 3	0- 3	HOME	0- 2	0- 0	1- 0				
2- 6	0- 3	0- 1	AWAY	1- 2	0- 0	1- 0				
0- 0	0- 0	0- 0	NEUTRAL	0- 0	0- 0	0- 0				

RPI 1-25				RPI 26-50				RPI 51-100				RPI 101+ Team's RPI: 138			
RPI	S	Opponent	Score	RPI	S	Opponent	Score	RPI	S	Opponent	Score	RPI	S	Opponent	Score
3	H	Maryland	56 85	30	H	Michigan	56 68	67	A	Georgia Tech	41 60	146	H	North Florida	75 62
7	H	Northwestern	66 82	35	N	Arkansas	64 68	71	N	Ball St.	67 56	189	A	Illinois	73 64
9	A	Iowa	71 97	41	A	Purdue	61 72	76	A	Colorado	57 74	203	H	Penn St.	71 65
9	H	Iowa	78 85	41	H	Purdue	59 62	85	A	Minnesota	72 62	214	H	Eastern Ill.	63 55
19	A	Indiana	65 75	44	H	Rutgers	61 64	85	H	Minnesota	64 73	238	H	Milwaukee	71 40
21	A	Ohio St.	74 82					87	A	Nebraska	50 65	267	A	North Dakota St.	64 63
								87	H	Nebraska	71 72	273	H	Wofford	78 65
								92	A	Michigan St.	52 69	292	H	Prairie View	68 42
												329	H	Alabama St.	85 67
LAST 10 Division I															
7	H	Northwestern	66 82	85	H	Minnesota	64 73								
3	H	Maryland	56 85	189	A	Illinois	73 64								
9	A	Iowa	71 97	19	A	Indiana	65 75								
41	H	Purdue	59 62	87	H	Nebraska	71 72								
21	A	Ohio St.	74 82	85	A	Minnesota	72 62								

Non-Div I Games:

Wisconsin

■ Loss, 
 ■ Non-Conf, 
 ■ S Site, 
 ■ H Home 
 ■ A Away 
 N Neutral

[illegible]

Wofford

Page 346

Average RPI Win:	245	WON-LOST	WINNING	LAST 10	STRENGTH OF	OPP. STRENGTH	TEAM	ADJ.	CONF.	ADJ CONF.
Average RPI Loss:	133	RECORD	PCT. RANK	GAMES	SCHEDULE	OF SCHEDULE	RPI	RPI	RPI	RPI
DIV. I ONLY	15- 11	134	7-3	211	213	155	155	22	22	
DIV. I NON-CONF.	4- 6	212	0	226	61	202	202	19	19	
TOTALS	RPI 1-25	RPI 26-50	W-L RECORDS	RPI 51-100	RPI 101-150	RPI 150+				
15- 11	0- 0	0- 1	OVERALL	0- 3	1- 4	14- 3				
7- 4	0- 0	0- 0	HOME	0- 1	0- 2	7- 1				
7- 5	0- 0	0- 1	AWAY	0- 2	1- 1	6- 1				
1- 2	0- 0	0- 0	NEUTRAL	0- 0	0- 1	1- 1				
4- 6	0- 0	0- 1	NON-CONFERENCE	0- 1	0- 3	4- 1				
1- 1	0- 0	0- 0	HOME	0- 0	0- 1	1- 0				
2- 3	0- 0	0- 1	AWAY	0- 1	0- 1	2- 0				
1- 2	0- 0	0- 0	NEUTRAL	0- 0	0- 1	1- 1				
11- 5	0- 0	0- 0	CONFERENCE	0- 2	1- 1	10- 2				
6- 3	0- 0	0- 0	HOME	0- 1	0- 1	6- 1				
5- 2	0- 0	0- 0	AWAY	0- 1	1- 0	4- 1				
0- 0	0- 0	0- 0	NEUTRAL	0- 0	0- 0	0- 0				

RPI S	Opponent	Score	RPI S	Opponent	Score	RPI S	Opponent	Score	RPI S	Opponent	Score	Team's RPI: 155
39	A UCF	53 69	51	A Iowa St.	71 79	105	A UT Arlington	62 68	105	A UT Arlington	62 68	
			64	A IUPUI	60 80	118	H Abilene Christian	64 83	118	H Abilene Christian	64 83	
			64	H IUPUI	58 62	121	N Kansas	63 74	121	N Kansas	63 74	
						130	A Green Bay	70 58	130	A Green Bay	70 58	
						130	H Green Bay	59 68	130	H Green Bay	59 68	
						186	A Northern Ky.	63 55	186	A Northern Ky.	63 55	
						186	H Northern Ky.	79 69	186	H Northern Ky.	79 69	
						202	A Cleveland St.	75 73	202	A Cleveland St.	75 73	
						202	H Cleveland St.	78 62	202	H Cleveland St.	78 62	
						218	A SMU	69 61	218	A SMU	69 61	
						231	H CSU Bakersfield	65 60	231	H CSU Bakersfield	65 60	
						238	A Milwaukee	58 60	238	A Milwaukee	58 60	
						238	H Milwaukee	67 77	238	H Milwaukee	67 77	
						251	A Youngstown St.	67 54	251	A Youngstown St.	67 54	
						251	H Youngstown St.	91 41	251	H Youngstown St.	91 41	
						254	A Xavier	86 74	254	A Xavier	86 74	
						264	N Loyola Maryland	66 51	264	N Loyola Maryland	66 51	
						277	H Oakland	85 66	277	H Oakland	85 66	
						296	N St. Bonaventure	56 57	296	N St. Bonaventure	56 57	
						332	H Detroit Mercy	67 61	332	H Detroit Mercy	67 61	
						343	A UIC	58 43	343	A UIC	58 43	
						343	H UIC	79 55	343	H UIC	79 55	
LAST 10 Division I												
186	H Northern Ky.	79 69	238	H Milwaukee	67 77							
343	H UIC	79 55	130	H Green Bay	59 68							
64	H IUPUI	58 62	277	H Oakland	85 66							
202	A Cleveland St.	75 73	332	H Detroit Mercy	67 61							
251	A Youngstown St.	67 54	186	A Northern Ky.	63 55							

Non-Div I Games: Marian (IN) 64 60

Wright St.

Loss, Non-Conf, S Site, H Home A Away N Neutral

## Wyoming

Through Games Of Feb. 24, 2020

Average RPI Win:	243	WON-LOST	WINNING	LAST 10	STRENGTH OF	OPP. STRENGTH	TEAM	ADJ.	CONF.	ADJ CONF.
Average RPI Loss:	159	RECORD	PCT. RANK	GAMES	SCHEDULE	OF SCHEDULE	RPI	RPI	RPI	RPI
DIV. I ONLY	14- 11	143	7-3	235	200	181	181	17	17	
DIV. I NON-CONF.	3- 5	224	0	211	206	259	259	21	21	
TOTALS	RPI 1-25	RPI 26-50	W-L RECORDS	RPI 51-100	RPI 101-150	RPI 150+				
14- 11	0- 1	0- 0	OVERALL	1- 4	0- 0	13- 6				
8- 5	0- 1	0- 0	HOME	1- 1	0- 0	7- 3				
6- 6	0- 0	0- 0	AWAY	0- 3	0- 0	6- 3				
0- 0	0- 0	0- 0	NEUTRAL	0- 0	0- 0	0- 0				
3- 5	0- 1	0- 0	NON-CONFERENCE	0- 2	0- 0	3- 2				
2- 3	0- 1	0- 0	HOME	0- 1	0- 0	2- 1				
1- 2	0- 0	0- 0	AWAY	0- 1	0- 0	1- 1				
0- 0	0- 0	0- 0	NEUTRAL	0- 0	0- 0	0- 0				
11- 6	0- 0	0- 0	CONFERENCE	1- 2	0- 0	10- 4				
6- 2	0- 0	0- 0	HOME	1- 0	0- 0	5- 2				
5- 4	0- 0	0- 0	AWAY	0- 2	0- 0	5- 2				
0- 0	0- 0	0- 0	NEUTRAL	0- 0	0- 0	0- 0				

RPI 1-25				RPI 26-50				RPI 51-100				RPI 101+ Team's RPI: 181			
RPI	S	Opponent	Score	RPI	S	Opponent	Score	RPI	S	Opponent	Score	RPI	S	Opponent	Score
12	H	Gonzaga	54 65					73	A	Fresno St.	59 89	163	H	San Jose St.	80 45
								76	H	Colorado	56 66	166	H	Saint Mary's (CA)	69 67
								80	A	South Dakota St.	40 67	206	A	UNLV	53 65
								100	A	Boise St.	48 67	222	A	New Mexico	73 66
								100	H	Boise St.	73 68	222	H	New Mexico	71 74
												224	H	Northern Colo.	44 46
												235	A	San Diego St.	60 67
												235	H	San Diego St.	81 67
												242	A	Denver	57 71
												246	A	Nevada	84 79
												246	H	Nevada	83 59
												267	A	North Dakota St.	66 57
												276	A	Colorado St.	43 40
												276	H	Colorado St.	49 56
												281	A	Air Force	65 63
												281	H	Air Force	68 52
												282	A	Utah St.	65 54
												282	H	Utah St.	64 45
												351	H	Mississippi Val.	95 22
LAST 10 Division I															
246	A	Nevada	84 79	100	A	Boise St.	48 67								
281	H	Air Force	68 52	163	H	San Jose St.	80 45								
282	H	Utah St.	64 45	282	A	Utah St.	65 54								
276	A	Colorado St.	43 40	235	H	San Diego St.	81 67								
222	H	New Mexico	71 74	73	A	Fresno St.	59 89								

Non-Div I Games: Colo. Christian 70 31

Wyoming

■ Loss, 
 ■ Non-Conf, S Site, 
 ■ Home 
 ■ Away 
 N Neutral

Average RPI Win:	173	WON-LOST	WINNING	LAST 10	STRENGTH OF	OPP. STRENGTH	TEAM	ADJ.	CONF.	ADJ CONF.
Average RPI Loss:	91	RECORD	PCT. RANK	GAMES	SCHEDULE	OF SCHEDULE	RPI	RPI	RPI	RPI
DIV. I ONLY	3- 24	340	1-9	29	79	254	254	6	6	
DIV. I NON-CONF.	1- 10	329	0	23	127	251	251	6	6	
TOTALS	RPI 1-25	RPI 26-50	W-L RECORDS	RPI 51-100	RPI 101-150	RPI 150+				
3- 24	0- 3	0- 4	OVERALL	0- 11	1- 2	2- 4				
2- 12	0- 1	0- 2	HOME	0- 6	1- 0	1- 3				
1- 10	0- 1	0- 2	AWAY	0- 5	0- 1	1- 1				
0- 2	0- 1	0- 0	NEUTRAL	0- 0	0- 1	0- 0				
1- 10	0- 1	0- 0	NON-CONFERENCE	0- 5	1- 2	0- 2				
1- 4	0- 0	0- 0	HOME	0- 2	1- 0	0- 2				
0- 4	0- 0	0- 0	AWAY	0- 3	0- 1	0- 0				
0- 2	0- 1	0- 0	NEUTRAL	0- 0	0- 1	0- 0				
2- 14	0- 2	0- 4	CONFERENCE	0- 6	0- 0	2- 2				
1- 8	0- 1	0- 2	HOME	0- 4	0- 0	1- 1				
1- 6	0- 1	0- 2	AWAY	0- 2	0- 0	1- 1				
0- 0	0- 0	0- 0	NEUTRAL	0- 0	0- 0	0- 0				

RPI S	Opponent	Score	RPI S	Opponent	Score	RPI S	Opponent	Score	RPI S	Opponent	Score	Team's RPI: 254
7 N	Northwestern	59 79	37 A	Marquette	48 61	63 H	St. John's (NY)	67 75	107 H	Utah	70 63	
20 A	DePaul	65 97	37 H	Marquette	60 80	71 A	Villanova	54 66	128 N	Florida	64 67	
20 H	DePaul	68 91	42 A	Creighton	55 62	71 A	Ball St.	49 70	129 A	Robert Morris	57 71	
			42 H	Creighton	62 76	71 H	Villanova	54 55	155 H	Wright St.	74 86	
						74 H	Cincinnati	78 85	170 A	Providence	48 60	
						76 H	Colorado	53 62	170 H	Providence	61 42	
						77 H	Seton Hall	61 83	241 A	Georgetown	85 64	
						89 A	Butler	61 63	241 H	Georgetown	50 63	
						89 H	Butler	70 78	285 H	Eastern Ky.	55 56	
						90 A	Temple	65 78				
						91 A	Rider	57 64				
LAST 10 Division I												
42 H	Creighton	62 76	71 H	Villanova	54 55							
170 H	Providence	61 42	89 A	Butler	61 63							
20 A	DePaul	65 97	170 A	Providence	48 60							
37 A	Marquette	48 61	42 A	Creighton	55 62							
241 H	Georgetown	50 63	37 H	Marquette	60 80							

Non-Div I Games:

Xavier

Average RPI Win:	202	WON-LOST	WINNING	LAST 10	STRENGTH OF	OPP. STRENGTH	TEAM	ADJ.	CONF.	ADJ CONF.
Average RPI Loss:	64	RECORD	PCT. RANK	GAMES	SCHEDULE	OF SCHEDULE	RPI	RPI	RPI	RPI
DIV. I ONLY	16- 7	60	6-4	102	140	68	68	7	7	
DIV. I NON-CONF.	10- 3	57	0	154	197	61	61	8	8	
TOTALS	RPI 1-25	RPI 26-50	W-L RECORDS	RPI 51-100	RPI 101-150	RPI 150+				
16- 7	0- 2	0- 0	OVERALL	1- 4	3- 1	12- 0				
7- 4	0- 1	0- 0	HOME	0- 2	0- 1	7- 0				
8- 3	0- 1	0- 0	AWAY	0- 2	3- 0	5- 0				
1- 0	0- 0	0- 0	NEUTRAL	1- 0	0- 0	0- 0				
10- 3	0- 1	0- 0	NON-CONFERENCE	1- 2	2- 0	7- 0				
5- 1	0- 0	0- 0	HOME	0- 1	0- 0	5- 0				
4- 2	0- 1	0- 0	AWAY	0- 1	2- 0	2- 0				
1- 0	0- 0	0- 0	NEUTRAL	1- 0	0- 0	0- 0				
6- 4	0- 1	0- 0	CONFERENCE	0- 2	1- 1	5- 0				
2- 3	0- 1	0- 0	HOME	0- 1	0- 1	2- 0				
4- 1	0- 0	0- 0	AWAY	0- 1	1- 0	3- 0				
0- 0	0- 0	0- 0	NEUTRAL	0- 0	0- 0	0- 0				

RPI 1-25				RPI 26-50				RPI 51-100 Team's RPI: 68				RPI 101+			
RPI	S	Opponent	Score	RPI	S	Opponent	Score	RPI	S	Opponent	Score	RPI	S	Opponent	Score
11	A	UCLA	65 100					53	H	Penn	51 53	113	A	North Carolina	66 63
14	H	Princeton	39 55					63	H	St. John's (NY)	66 80	125	A	Columbia	85 60
								73	N	Fresno St.	87 67	125	H	Columbia	65 74
								88	A	Colgate	67 70	127	A	Northeastern	78 63
								97	A	Harvard	57 66	164	A	Dartmouth	67 47
												170	H	Providence	82 79
												188	A	Cornell	74 67
												188	H	Cornell	65 51
												190	H	Quinnipiac	63 59
												219	A	Brown	73 40
												219	H	Brown	79 72
												237	A	UMass Lowell	67 59
												280	H	Wagner	87 68
												293	A	LMU (CA)	81 65
												310	H	Sacred Heart	87 40
												328	H	Mercer	68 60
LAST 10 Division I															
125	H	Columbia	65 74	97	A	Harvard	57 66								
188	H	Cornell	65 51	188	A	Cornell	74 67								
53	H	Penn	51 53	125	A	Columbia	85 60								
14	H	Princeton	39 55	219	A	Brown	73 40								
164	A	Dartmouth	67 47	219	H	Brown	79 72								

Non-Div I Games:

Yale

■ Loss, 
 ■ Non-Conf, S Site, 
 ■ Home 
 ■ Away 
 N Neutral

Average RPI Win:	262	WON-LOST	WINNING	LAST 10	STRENGTH OF	OPP. STRENGTH	TEAM	ADJ.	CONF.	ADJ CONF.
Average RPI Loss:	167	RECORD	PCT. RANK	GAMES	SCHEDULE	OF SCHEDULE	RPI	RPI	RPI	RPI
DIV. I ONLY	11- 14	210	3-7	248	280	251	251	22	22	
DIV. I NON-CONF.	5- 4	140	0	193	234	143	143	19	19	
TOTALS	RPI 1-25	RPI 26-50	W-L RECORDS	RPI 51-100	RPI 101-150	RPI 150+				
11- 14	0- 1	0- 0	OVERALL	1- 1	0- 3	10- 9				
7- 6	0- 0	0- 0	HOME	1- 0	0- 2	6- 4				
4- 8	0- 1	0- 0	AWAY	0- 1	0- 1	4- 5				
0- 0	0- 0	0- 0	NEUTRAL	0- 0	0- 0	0- 0				
5- 4	0- 1	0- 0	NON-CONFERENCE	0- 0	0- 2	5- 1				
3- 1	0- 0	0- 0	HOME	0- 0	0- 1	3- 0				
2- 3	0- 1	0- 0	AWAY	0- 0	0- 1	2- 1				
0- 0	0- 0	0- 0	NEUTRAL	0- 0	0- 0	0- 0				
6- 10	0- 0	0- 0	CONFERENCE	1- 1	0- 1	5- 8				
4- 5	0- 0	0- 0	HOME	1- 0	0- 1	3- 4				
2- 5	0- 0	0- 0	AWAY	0- 1	0- 0	2- 4				
0- 0	0- 0	0- 0	NEUTRAL	0- 0	0- 0	0- 0				

RPI S	Opponent	Score	RPI S	Opponent	Score	RPI S	Opponent	Score	RPI S	Opponent	Score	Team's RPI: 251
19	A Indiana	56 93				64	A IUPUI	69 77	103	H Kent St.	73 82	
						64	H IUPUI	75 73	129	A Robert Morris	43 58	
									130	H Green Bay	63 70	
									151	A Akron	62 91	
									155	A Wright St.	41 91	
									155	H Wright St.	54 67	
									159	H Eastern Mich.	79 77	
									186	A Northern Ky.	56 75	
									186	H Northern Ky.	55 59	
									202	A Cleveland St.	52 60	
									202	H Cleveland St.	84 72	
									238	H Milwaukee	62 74	
									275	A Saint Francis (PA)	56 46	
									277	A Oakland	79 74	
									277	H Oakland	73 86	
									280	H Wagner	64 42	
									285	A Eastern Ky.	72 63	
									332	A Detroit Mercy	62 47	
									332	H Detroit Mercy	72 66	
									337	H Canisius	87 59	
									343	A UIC	53 59	
									343	H UIC	77 65	
LAST 10 Division I												
277	H Oakland	73 86	64	A IUPUI	69 77							
332	H Detroit Mercy	72 66	343	A UIC	53 59							
202	H Cleveland St.	84 72	238	H Milwaukee	62 74							
186	H Northern Ky.	55 59	130	H Green Bay	63 70							
155	H Wright St.	54 67	332	A Detroit Mercy	62 47							

Non-Div I Games: Lake Erie 83 48 Muskingum 92 46

Youngstown St.

Loss, Non-Conf, S Site, H Home A Away N Neutral