

Average RPI Win:	251	WON-LOST	WINNING	LAST 10	STRENGTH OF	OPP. STRENGTH	TEAM	ADJ.	CONF.	ADJ CONF.
Average RPI Loss:	136	RECORD	PCT. RANK	GAMES	SCHEDULE	OF SCHEDULE	RPI	RPI	RPI	RPI
DIV. I ONLY	16- 7	60	9-1	203	280	96	96	23	23	
DIV. I NON-CONF.	3- 4	201	0	187	238	156	156	24	24	
TOTALS	RPI 1-25	RPI 26-50	W-L RECORDS	RPI 51-100	RPI 101-150	RPI 150+				
16- 7	0- 2	0- 0	OVERALL	0- 2	2- 0	14- 3				
7- 1	0- 0	0- 0	HOME	0- 1	1- 0	6- 0				
8- 6	0- 2	0- 0	AWAY	0- 1	1- 0	7- 3				
1- 0	0- 0	0- 0	NEUTRAL	0- 0	0- 0	1- 0				
3- 4	0- 2	0- 0	NON-CONFERENCE	0- 0	0- 0	3- 2				
1- 0	0- 0	0- 0	HOME	0- 0	0- 0	1- 0				
1- 4	0- 2	0- 0	AWAY	0- 0	0- 0	1- 2				
1- 0	0- 0	0- 0	NEUTRAL	0- 0	0- 0	1- 0				
13- 3	0- 0	0- 0	CONFERENCE	0- 2	2- 0	11- 1				
6- 1	0- 0	0- 0	HOME	0- 1	1- 0	5- 0				
7- 2	0- 0	0- 0	AWAY	0- 1	1- 0	6- 1				
0- 0	0- 0	0- 0	NEUTRAL	0- 0	0- 0	0- 0				

RPI 1-25				RPI 26-50				RPI 51-100 Team's RPI: 96				RPI 101+			
RPI	S	Opponent	Score	RPI	S	Opponent	Score	RPI	S	Opponent	Score	RPI	S	Opponent	Score
10	A	Missouri St.	51 79					95	A	SFA	49 72	117	A	Abilene Christian	70 58
13	A	Texas A&M	48 85					95	H	SFA	44 66	117	H	Abilene Christian	68 59
												153	H	Sam Houston St.	57 54
												157	A	New Orleans	83 53
												237	A	Southeastern La.	44 48
												237	H	Southeastern La.	49 48
												242	H	Central Ark.	67 47
												248	A	South Alabama	82 83
												255	A	Texas St.	48 57
												258	A	Incarnate Word	64 38
												266	H	Nicholls St.	55 49
												270	A	Lamar University	64 56
												270	H	Lamar University	49 39
												296	N	Prairie View	64 52
												315	A	UTRGV	59 54
												315	H	UTRGV	61 50
												316	A	Houston Baptist	75 65
												337	A	Northwestern St.	72 59
												342	A	McNeese	73 59
LAST 10 Division I															
270	A	Lamar University	64 56	316	A	Houston Baptist	75 65								
237	H	Southeastern La.	49 48	153	H	Sam Houston St.	57 54								
117	H	Abilene Christian	68 59	258	A	Incarnate Word	64 38								
95	A	SFA	49 72	157	A	New Orleans	83 53								
342	A	McNeese	73 59	270	H	Lamar University	49 39								

Non-Div I Games: UNKNOWN 75 55 Huston-Tillotson 63 49 Texas Wesleyan 90 52

A&M-Corpus Christi

Loss, Non-Conf, S Site, H Home A Away N Neutral

Average RPI Win:	252	WON-LOST	WINNING	LAST 10	STRENGTH OF	OPP. STRENGTH	TEAM	ADJ.	CONF.	ADJ CONF.
Average RPI Loss:	120	RECORD	PCT. RANK	GAMES	SCHEDULE	OF SCHEDULE	RPI	RPI	RPI	RPI
DIV. I ONLY	16- 5	39	7-3	309	243	117	117	23	23	
DIV. I NON-CONF.	4- 1	51	0	246	122	63	63	24	24	
TOTALS	RPI 1-25	RPI 26-50	W-L RECORDS	RPI 51-100	RPI 101-150	RPI 150+				
16- 5	0- 0	0- 0	OVERALL	0- 4	1- 0	15- 1				
7- 2	0- 0	0- 0	HOME	0- 1	0- 0	7- 1				
9- 3	0- 0	0- 0	AWAY	0- 3	1- 0	8- 0				
0- 0	0- 0	0- 0	NEUTRAL	0- 0	0- 0	0- 0				
4- 1	0- 0	0- 0	NON-CONFERENCE	0- 1	1- 0	3- 0				
2- 0	0- 0	0- 0	HOME	0- 0	0- 0	2- 0				
2- 1	0- 0	0- 0	AWAY	0- 1	1- 0	1- 0				
0- 0	0- 0	0- 0	NEUTRAL	0- 0	0- 0	0- 0				
12- 4	0- 0	0- 0	CONFERENCE	0- 3	0- 0	12- 1				
5- 2	0- 0	0- 0	HOME	0- 1	0- 0	5- 1				
7- 2	0- 0	0- 0	AWAY	0- 2	0- 0	7- 0				
0- 0	0- 0	0- 0	NEUTRAL	0- 0	0- 0	0- 0				

RPI 1-25			RPI 26-50			RPI 51-100			RPI 101+			Team's RPI: 117
RPI	S	Opponent	Score	RPI	S	Opponent	Score	RPI	S	Opponent	Score	
						56	A Oklahoma	65	78	138	A Portland	76 69
						95	A SFA	59	69	153	A Sam Houston St.	81 73
						96	A A&M-Corpus Christi	59	68	154	A Wright St.	83 64
						96	H A&M-Corpus Christi	58	70	157	H New Orleans	76 62
										237	A Southeastern La.	68 62
										237	H Southeastern La.	61 53
										242	A Central Ark.	74 64
										258	H Incarnate Word	70 71
										266	A Nicholls St.	95 84
										270	A Lamar University	75 49
										270	H Lamar University	78 72
										272	H Tulsa	73 63
										316	A Houston Baptist	84 79
										316	H Houston Baptist	71 54
										319	H New Mexico St.	67 54
										337	H Northwestern St.	84 69
										342	A McNeese	90 73
LAST 10 Division I												
						237	A Southeastern La.	68	62	337	H Northwestern St.	84 69
						316	A Houston Baptist	84	79	258	H Incarnate Word	70 71
						96	A A&M-Corpus Christi	59	68	95	A SFA	59 69
						316	H Houston Baptist	71	54	242	A Central Ark.	74 64
						270	A Lamar University	75	49	153	A Sam Houston St.	81 73

Non-Div I Games: Howard Payne 96 38 Schreiner 110 37 Southwest (NM) 104 52 McMurry 111 43
Abilene Christian

Loss, Non-Conf, S Site, H Home A Away N Neutral

Average RPI Win:	220	WON-LOST	WINNING	LAST 10	STRENGTH OF	OPP. STRENGTH	TEAM	ADJ.	CONF.	ADJ CONF.
Average RPI Loss:	186	RECORD	PCT. RANK	GAMES	SCHEDULE	OF SCHEDULE	RPI	RPI	RPI	RPI
DIV. I ONLY	6- 20	312	3-7	185	235	291	291	17	17	
DIV. I NON-CONF.	1- 9	326	0	264	266	338	338	20	20	
TOTALS	RPI 1-25	RPI 26-50	W-L RECORDS	RPI 51-100	RPI 101-150	RPI 150+				
6- 20	0- 0	0- 1	OVERALL	1- 2	0- 4	5- 13				
2- 10	0- 0	0- 0	HOME	1- 0	0- 3	1- 7				
4- 10	0- 0	0- 1	AWAY	0- 2	0- 1	4- 6				
0- 0	0- 0	0- 0	NEUTRAL	0- 0	0- 0	0- 0				
1- 9	0- 0	0- 1	NON-CONFERENCE	0- 1	0- 2	1- 5				
1- 3	0- 0	0- 0	HOME	0- 0	0- 2	1- 1				
0- 6	0- 0	0- 1	AWAY	0- 1	0- 0	0- 4				
0- 0	0- 0	0- 0	NEUTRAL	0- 0	0- 0	0- 0				
5- 11	0- 0	0- 0	CONFERENCE	1- 1	0- 2	4- 8				
1- 7	0- 0	0- 0	HOME	1- 0	0- 1	0- 6				
4- 4	0- 0	0- 0	AWAY	0- 1	0- 1	4- 2				
0- 0	0- 0	0- 0	NEUTRAL	0- 0	0- 0	0- 0				

RPI S	Opponent	Score	RPI S	Opponent	Score	RPI S	Opponent	Score	RPI S	Opponent	Score	Team's RPI: 291
28	A Arizona St.	56 87	55	A Tennessee	54 81	101	A Boise St.	61 70	101	H Boise St.	69 74	
			73	A Fresno St.	52 61	116	H San Diego	59 70	138	H Portland	56 72	
			73	H Fresno St.	88 65	161	A San Jose St.	67 66	161	H San Jose St.	60 68	
						199	A Wyoming	52 68	199	H Wyoming	63 65	
						209	H UNLV	60 67	215	H New Mexico	53 75	
						224	A Northern Colo.	62 72	229	A Cal St. Fullerton	70 79	
						234	A Nevada	68 61	234	H Nevada	67 71	
						247	A San Diego St.	51 49	261	A Colorado St.	40 60	
						282	A Utah St.	62 45	282	H Utah St.	52 53	
						288	A Long Beach St.	68 74	294	H Army West Point	66 68	
						306	A Navy	59 67	325	H NJIT	68 48	
LAST 10 Division I												
199	A Wyoming	52 68	234	H Nevada	67 71							
73	H Fresno St.	88 65	73	A Fresno St.	52 61							
161	A San Jose St.	67 66	161	H San Jose St.	60 68							
101	H Boise St.	69 74	282	H Utah St.	52 53							
247	A San Diego St.	51 49	261	A Colorado St.	40 60							

Non-Div I Games: Neb. Wesleyan 93 42

Air Force

■ Loss,
 ■ Non-Conf, S Site,
 ■ Home
 ■ Away
 N Neutral

Average RPI Win: 217	WON-LOST	WINNING	LAST 10	STRENGTH OF	OPP. STRENGTH	TEAM	ADJ.	CONF.	ADJ CONF.
Average RPI Loss: 112	RECORD	PCT. RANK	GAMES	SCHEDULE	OF SCHEDULE	RPI	RPI	RPI	RPI
DIV. I ONLY	13- 12	165	5-5	133	167	152	152	10	10
DIV. I NON-CONF.	7- 4	100	0	219	321	146	146	9	9
TOTALS	RPI 1-25	RPI 26-50	W-L RECORDS	RPI 51-100	RPI 101-150	RPI 150+			
13- 12	0- 1	1- 2	OVERALL	0- 2	1- 4	11- 3			
6- 6	0- 1	1- 1	HOME	0- 0	0- 3	5- 1			
5- 6	0- 0	0- 1	AWAY	0- 2	1- 1	4- 2			
2- 0	0- 0	0- 0	NEUTRAL	0- 0	0- 0	2- 0			
7- 4	0- 0	0- 1	NON-CONFERENCE	0- 1	0- 1	7- 1			
3- 2	0- 0	0- 1	HOME	0- 0	0- 1	3- 0			
2- 2	0- 0	0- 0	AWAY	0- 1	0- 0	2- 1			
2- 0	0- 0	0- 0	NEUTRAL	0- 0	0- 0	2- 0			
6- 8	0- 1	1- 1	CONFERENCE	0- 1	1- 3	4- 2			
3- 4	0- 1	1- 0	HOME	0- 0	0- 2	2- 1			
3- 4	0- 0	0- 1	AWAY	0- 1	1- 1	2- 1			
0- 0	0- 0	0- 0	NEUTRAL	0- 0	0- 0	0- 0			

RPI S	Opponent	Score	RPI S	Opponent	Score	RPI S	Opponent	Score	RPI S	Opponent	Score	Team's RPI: 152
18	H Central Mich.	72 77	30	H Michigan	71 80	70	A Ball St.	52 60	103	H Kent St.	55 60	
			47	A Ohio	57 70	88	A Butler	55 76	134	H Duquesne	63 88	
			47	H Ohio	79 76				143	A Buffalo	69 63	
									150	A Western Mich.	71 79	
									150	H Western Mich.	51 56	
									151	H N.C. A&T	64 52	
									160	A Eastern Mich.	64 53	
									160	H Eastern Mich.	88 81	
									173	A Toledo	61 65	
									178	H Northern Ill.	65 70	
									198	H Miami (OH)	70 62	
									202	A Cleveland St.	62 66	
									245	N Denver	88 72	
									246	N Morgan St.	52 45	
									250	H Youngstown St.	91 62	
									263	A Bowling Green	76 73	
									293	A St. Bonaventure	63 54	
									332	A Detroit Mercy	81 60	
									335	H Purdue Fort Wayne	64 53	
LAST 10 Division I												
47	H Ohio	79 76	160	H Eastern Mich.	88 81							
143	A Buffalo	69 63	47	A Ohio	57 70							
160	A Eastern Mich.	64 53	150	A Western Mich.	71 79							
103	H Kent St.	55 60	198	H Miami (OH)	70 62							
70	A Ball St.	52 60	178	H Northern Ill.	65 70							

Non-Div I Games:

Akron

■ Loss,
 ■ Non-Conf,
 ■ S Site,
 ■ H Home
 ■ A Away
 N Neutral

Average RPI Win:	160	WON-LOST	WINNING	LAST 10	STRENGTH OF	OPP. STRENGTH	TEAM	ADJ.	CONF.	ADJ CONF.
Average RPI Loss:	48	RECORD	PCT. RANK	GAMES	SCHEDULE	OF SCHEDULE	RPI	RPI	RPI	RPI
DIV. I ONLY	16- 11	117	5-5	37	53	65	65	4	4	
DIV. I NON-CONF.	10- 3	57	0	130	157	77	77	5	5	
TOTALS	RPI 1-25	RPI 26-50	W-L RECORDS	RPI 51-100	RPI 101-150	RPI 150+				
16- 11	1- 4	0- 2	OVERALL	2- 4	6- 1	7- 0				
9- 6	0- 3	0- 1	HOME	1- 1	5- 1	3- 0				
6- 4	1- 1	0- 1	AWAY	0- 2	1- 0	4- 0				
1- 1	0- 0	0- 0	NEUTRAL	1- 1	0- 0	0- 0				
10- 3	0- 0	0- 0	NON-CONFERENCE	2- 2	2- 1	6- 0				
6- 2	0- 0	0- 0	HOME	1- 1	2- 1	3- 0				
3- 0	0- 0	0- 0	AWAY	0- 0	0- 0	3- 0				
1- 1	0- 0	0- 0	NEUTRAL	1- 1	0- 0	0- 0				
6- 8	1- 4	0- 2	CONFERENCE	0- 2	4- 0	1- 0				
3- 4	0- 3	0- 1	HOME	0- 0	3- 0	0- 0				
3- 4	1- 1	0- 1	AWAY	0- 2	1- 0	1- 0				
0- 0	0- 0	0- 0	NEUTRAL	0- 0	0- 0	0- 0				

RPI 1-25				RPI 26-50				RPI 51-100				Team's RPI: 65	RPI 101+			
RPI	S	Opponent	Score	RPI	S	Opponent	Score	RPI	S	Opponent	Score		RPI	S	Opponent	Score
1	H	South Carolina	78 93	34	A	LSU	60 71	51	H	Iowa St.	66 75		109	A	Auburn	75 48
13	H	Texas A&M	74 79	35	H	Arkansas	48 66	55	A	Tennessee	63 65		109	H	Auburn	68 64
15	A	Mississippi St.	66 64					71	A	Georgia	75 76		111	H	North Carolina	83 77
23	A	Kentucky	62 66					75	N	UNI	87 77		118	H	Bethune-Cookman	60 49
23	H	Kentucky	71 81					83	N	Southern California	57 60		120	H	Vanderbilt	98 61
								89	H	Colgate	72 52		130	H	Florida	69 62
													142	H	Hampton	61 64
													156	A	Tulane	66 56
													200	H	Radford	85 51
													223	A	Clemson	67 54
													237	H	Southeastern La.	87 50
													248	A	South Alabama	74 62
													286	A	Ole Miss	57 56
													327	H	Mercer	111 56
LAST 10 Division I																
15	A	Mississippi St.	66 64	286	A	Ole Miss	57 56									
130	H	Florida	69 62	35	H	Arkansas	48 66									
71	A	Georgia	75 76	120	H	Vanderbilt	98 61									
109	H	Auburn	68 64	13	H	Texas A&M	74 79									
23	A	Kentucky	62 66	55	A	Tennessee	63 65									

Non-Div I Games:

Alabama

■ Loss,
 ■ Non-Conf,
 ■ S Site,
 ■ H Home
 ■ A Away
 N Neutral

Alabama A&M

Through Games Of Feb. 23, 2020

Average RPI Win:	318	WON-LOST	WINNING	LAST 10	STRENGTH OF	OPP. STRENGTH	TEAM	ADJ.	CONF.	ADJ CONF.
Average RPI Loss:	184	RECORD	PCT. RANK	GAMES	SCHEDULE	OF SCHEDULE	RPI	RPI	RPI	RPI
DIV. I ONLY	13- 11	155	8-2	348	348	254	254	32	32	
DIV. I NON-CONF.	4- 7	225	0	231	304	217	217	31	31	
TOTALS	RPI 1-25	RPI 26-50	W-L RECORDS	RPI 51-100	RPI 101-150	RPI 150+				
13- 11	0- 0	0- 0	OVERALL	0- 2	0- 2	13- 7				
4- 3	0- 0	0- 0	HOME	0- 0	0- 2	4- 1				
8- 7	0- 0	0- 0	AWAY	0- 2	0- 0	8- 5				
1- 1	0- 0	0- 0	NEUTRAL	0- 0	0- 0	1- 1				
4- 7	0- 0	0- 0	NON-CONFERENCE	0- 2	0- 1	4- 4				
0- 2	0- 0	0- 0	HOME	0- 0	0- 1	0- 1				
4- 4	0- 0	0- 0	AWAY	0- 2	0- 0	4- 2				
0- 1	0- 0	0- 0	NEUTRAL	0- 0	0- 0	0- 1				
9- 4	0- 0	0- 0	CONFERENCE	0- 0	0- 1	9- 3				
4- 1	0- 0	0- 0	HOME	0- 0	0- 1	4- 0				
4- 3	0- 0	0- 0	AWAY	0- 0	0- 0	4- 3				
1- 0	0- 0	0- 0	NEUTRAL	0- 0	0- 0	1- 0				

RPI 1-25				RPI 26-50				RPI 51-100				RPI 101+				Team's RPI: 254	
RPI	S	Opponent	Score	RPI	S	Opponent	Score	RPI	S	Opponent	Score	RPI	S	Opponent	Score		
								77	A	Cincinnati	47	62	144	H	North Florida	64	73
								87	A	Nebraska	46	68	146	H	Texas Southern	58	65
												155	A	Jackson St.	53	67	
												163	N	North Ala.	65	80	
												179	H	Austin Peay	61	67	
												191	A	Memphis	71	79	
												244	A	Southern U.	46	55	
												245	A	Denver	86	83	
												247	A	San Diego St.	61	53	
												295	A	California Baptist	55	60	
												296	H	Prairie View	54	44	
												312	A	Georgia St.	67	52	
												329	A	Alcorn	74	67	
												329	H	Alcorn	64	50	
												333	A	Alabama St.	56	55	
												333	N	Alabama St.	75	48	
												336	A	Ark.-Pine Bluff	65	52	
												336	H	Ark.-Pine Bluff	74	55	
												341	A	Florida A&M	77	53	
												345	A	Grambling	59	69	
												351	A	Mississippi Val.	75	45	
												351	H	Mississippi Val.	68	48	
LAST 10 Division I																	
				329	H	Alcorn	64	50				146	H	Texas Southern	58	65	
				333	A	Alabama St.	56	55				244	A	Southern U.	46	55	
				351	A	Mississippi Val.	75	45				329	A	Alcorn	74	67	
				336	A	Ark.-Pine Bluff	65	52				333	N	Alabama St.	75	48	
				296	H	Prairie View	54	44				351	H	Mississippi Val.	68	48	

Non-Div I Games:

Alabama A&M

■ Loss,
 ■ Non-Conf,
 ■ S Site,
 ■ H Home
 ■ A Away
 N Neutral

Average RPI Win: 327	WON-LOST	WINNING	LAST 10	STRENGTH OF	OPP. STRENGTH	TEAM	ADJ.	CONF.	ADJ CONF.
Average RPI Loss: 196	RECORD	PCT. RANK	GAMES	SCHEDULE	OF SCHEDULE	RPI	RPI	RPI	RPI
DIV. I ONLY	5- 17	315	2-8	335	328	333	333	32	32
DIV. I NON-CONF.	1- 8	322	0	131	45	298	298	31	31
TOTALS	RPI 1-25	RPI 26-50	W-L RECORDS	RPI 51-100	RPI 101-150	RPI 150+			
5- 17	0- 2	0- 0	OVERALL	0- 1	0- 2	5- 12			
2- 7	0- 0	0- 0	HOME	0- 0	0- 1	2- 6			
3- 9	0- 2	0- 0	AWAY	0- 1	0- 1	3- 5			
0- 1	0- 0	0- 0	NEUTRAL	0- 0	0- 0	0- 1			
1- 8	0- 2	0- 0	NON-CONFERENCE	0- 1	0- 1	1- 4			
1- 2	0- 0	0- 0	HOME	0- 0	0- 0	1- 2			
0- 6	0- 2	0- 0	AWAY	0- 1	0- 1	0- 2			
0- 0	0- 0	0- 0	NEUTRAL	0- 0	0- 0	0- 0			
4- 9	0- 0	0- 0	CONFERENCE	0- 0	0- 1	4- 8			
1- 5	0- 0	0- 0	HOME	0- 0	0- 1	1- 4			
3- 3	0- 0	0- 0	AWAY	0- 0	0- 0	3- 3			
0- 1	0- 0	0- 0	NEUTRAL	0- 0	0- 0	0- 1			

RPI 1-25				RPI 26-50				RPI 51-100				RPI 101+ Team's RPI: 333			
RPI	S	Opponent	Score	RPI	S	Opponent	Score	RPI	S	Opponent	Score	RPI	S	Opponent	Score
1	A	South Carolina	43 103					69	A	South Fla.	29 80	139	A	Wisconsin	67 85
22	A	DePaul	76 105									146	H	Texas Southern	54 81
												155	A	Jackson St.	62 94
												163	H	North Ala.	60 81
												175	H	Samford	48 83
												223	A	Clemson	43 76
												244	A	Southern U.	47 69
												244	H	Southern U.	51 61
												253	H	Jacksonville St.	68 63
												254	H	Alabama A&M	55 56
												254	N	Alabama A&M	48 75
												286	A	Ole Miss	66 93
												296	H	Prairie View	59 62
												329	A	Alcorn	63 73
												336	A	Ark.-Pine Bluff	68 65
												336	H	Ark.-Pine Bluff	62 73
												345	A	Grambling	73 59
												351	A	Mississippi Val.	66 61
												351	H	Mississippi Val.	77 64
LAST 10 Division I															
244	H	Southern U.	51 61	296	H	Prairie View	59 62								
254	H	Alabama A&M	55 56	329	A	Alcorn	63 73								
336	A	Ark.-Pine Bluff	68 65	244	A	Southern U.	47 69								
351	A	Mississippi Val.	66 61	254	N	Alabama A&M	48 75								
146	H	Texas Southern	54 81	336	H	Ark.-Pine Bluff	62 73								

Non-Div I Games: Mobile 76 66 Paine 84 58

Alabama St.

■ Loss,
 ■ Non-Conf,
 ■ S Site,
 ■ Home
 ■ A Away
 N Neutral

Albany (NY)

Through Games Of Feb. 23, 2020

Average RPI Win:	282	WON-LOST	WINNING	LAST 10	STRENGTH OF	OPP. STRENGTH	TEAM	ADJ.	CONF.	ADJ CONF.
Average RPI Loss:	212	RECORD	PCT. RANK	GAMES	SCHEDULE	OF SCHEDULE	RPI	RPI	RPI	RPI
DIV. I ONLY	8- 18	285	3-7	330	319	322	322	27	27	
DIV. I NON-CONF.	3- 9	279	0	313	315	325	325	28	28	
TOTALS	RPI 1-25	RPI 26-50	W-L RECORDS	RPI 51-100	RPI 101-150	RPI 150+				
8- 18	0- 0	0- 0	OVERALL	0- 3	1- 1	7- 14				
5- 8	0- 0	0- 0	HOME	0- 1	1- 1	4- 6				
3- 10	0- 0	0- 0	AWAY	0- 2	0- 0	3- 8				
0- 0	0- 0	0- 0	NEUTRAL	0- 0	0- 0	0- 0				
3- 9	0- 0	0- 0	NON-CONFERENCE	0- 2	1- 1	2- 6				
1- 5	0- 0	0- 0	HOME	0- 0	1- 1	0- 4				
2- 4	0- 0	0- 0	AWAY	0- 2	0- 0	2- 2				
0- 0	0- 0	0- 0	NEUTRAL	0- 0	0- 0	0- 0				
5- 9	0- 0	0- 0	CONFERENCE	0- 1	0- 0	5- 8				
4- 3	0- 0	0- 0	HOME	0- 1	0- 0	4- 2				
1- 6	0- 0	0- 0	AWAY	0- 0	0- 0	1- 6				
0- 0	0- 0	0- 0	NEUTRAL	0- 0	0- 0	0- 0				

RPI S	Opponent	Score	RPI S	Opponent	Score	RPI S	Opponent	Score	RPI S	Opponent	Score	Team's RPI: 322
						60	H Stony Brook	53 73	125	H Columbia	82 78	
						62	A Marist	52 76	135	H Boston U.	58 60	
						98	A Syracuse	53 75	167	A Binghamton	42 58	
									167	H Binghamton	56 53	
									172	H Lafayette	47 54	
									182	H Cornell	51 71	
									184	A Maine	49 60	
									184	H Maine	44 65	
									235	A UMass Lowell	51 53	
									268	A New Hampshire	53 56	
									268	H New Hampshire	47 48	
									279	A Siena	46 52	
									287	A UMBC	44 54	
									287	H UMBC	56 51	
									297	A Vermont	36 52	
									297	H Vermont	58 49	
									300	H Monmouth	41 53	
									310	H St. Francis Brooklyn	41 49	
									324	A Bryant	55 68	
									340	A Canisius	70 53	
									347	A Hartford	68 63	
									347	H Hartford	63 40	
									349	A Central Conn. St.	73 63	
LAST 10 Division I												
			268	A New Hampshire	53 56		297	A Vermont	36 52			
			287	A UMBC	44 54		287	H UMBC	56 51			
			184	H Maine	44 65		347	A Hartford	68 63			
			347	H Hartford	63 40		235	A UMass Lowell	51 53			
			167	A Binghamton	42 58		60	H Stony Brook	53 73			

Non-Div I Games: FDU-Florham 81 21

Albany (NY)

Loss, Non-Conf, S Site, H Home A Away N Neutral

Average RPI Win: 336	WON-LOST	WINNING	LAST 10	STRENGTH OF	OPP. STRENGTH	TEAM	ADJ.	CONF.	ADJ CONF.
Average RPI Loss: 214	RECORD	PCT. RANK	GAMES	SCHEDULE	OF SCHEDULE	RPI	RPI	RPI	RPI
DIV. I ONLY	9- 15	248	5-5	351	345	329	329	32	32
DIV. I NON-CONF.	2- 8	295	0	340	240	336	336	31	31
TOTALS	RPI 1-25	RPI 26-50	W-L RECORDS	RPI 51-100	RPI 101-150	RPI 150+			
9- 15	0- 0	0- 0	OVERALL	0- 1	0- 2	9- 12			
5- 3	0- 0	0- 0	HOME	0- 0	0- 1	5- 2			
4- 10	0- 0	0- 0	AWAY	0- 1	0- 1	4- 8			
0- 2	0- 0	0- 0	NEUTRAL	0- 0	0- 0	0- 2			
2- 8	0- 0	0- 0	NON-CONFERENCE	0- 1	0- 1	2- 6			
1- 1	0- 0	0- 0	HOME	0- 0	0- 1	1- 0			
1- 5	0- 0	0- 0	AWAY	0- 1	0- 0	1- 4			
0- 2	0- 0	0- 0	NEUTRAL	0- 0	0- 0	0- 2			
7- 7	0- 0	0- 0	CONFERENCE	0- 0	0- 1	7- 6			
4- 2	0- 0	0- 0	HOME	0- 0	0- 0	4- 2			
3- 5	0- 0	0- 0	AWAY	0- 0	0- 1	3- 4			
0- 0	0- 0	0- 0	NEUTRAL	0- 0	0- 0	0- 0			

RPI S	Opponent	Score	RPI S	Opponent	Score	RPI S	Opponent	Score	RPI S	Opponent	Score	Team's RPI: 329
						95	A SFA	62 67	122	H UAB	65 86	
									146	A Texas Southern	70 105	
									155	A Jackson St.	66 76	
									155	H Jackson St.	67 83	
									191	A Memphis	51 57	
									221	A UTEP	47 92	
									223	N Clemson	46 77	
									244	A Southern U.	57 74	
									254	A Alabama A&M	50 64	
									254	H Alabama A&M	67 74	
									255	A Texas St.	59 67	
									257	A North Texas	31 67	
									286	N Ole Miss	55 73	
									296	A Prairie View	68 63	
									333	H Alabama St.	73 63	
									334	A Tennessee St.	62 57	
									336	A Ark.-Pine Bluff	77 75	
									336	H Ark.-Pine Bluff	57 54	
									341	H Florida A&M	58 42	
									345	A Grambling	59 70	
									345	H Grambling	80 54	
									351	A Mississippi Val.	81 67	
									351	H Mississippi Val.	63 60	
LAST 10 Division I												
			254	A Alabama A&M	50 64		244	A Southern U.	57 74			
			336	H Ark.-Pine Bluff	57 54		333	H Alabama St.	73 63			
			351	H Mississippi Val.	63 60		254	H Alabama A&M	67 74			
			345	A Grambling	59 70		336	A Ark.-Pine Bluff	77 75			
			155	A Jackson St.	66 76		351	A Mississippi Val.	81 67			

Non-Div I Games: Tougaloo 85 61 Louisiana Col. 86 50

Alcorn

Loss, Non-Conf, S Site, H Home A Away N Neutral

Average RPI Win: 192	WON-LOST	WINNING	LAST 10	STRENGTH OF	OPP. STRENGTH	TEAM	ADJ.	CONF.	ADJ CONF.
Average RPI Loss: 139	RECORD	PCT. RANK	GAMES	SCHEDULE	OF SCHEDULE	RPI	RPI	RPI	RPI
DIV. I ONLY	11- 14	210	5-5	146	149	181	181	15	15
DIV. I NON-CONF.	4- 6	212	0	175	92	207	207	15	15
TOTALS	RPI 1-25	RPI 26-50	W-L RECORDS	RPI 51-100	RPI 101-150	RPI 150+			
11- 14	0- 0	0- 1	OVERALL	2- 4	3- 4	6- 5			
7- 4	0- 0	0- 0	HOME	2- 2	2- 1	3- 1			
4- 9	0- 0	0- 1	AWAY	0- 2	1- 2	3- 4			
0- 1	0- 0	0- 0	NEUTRAL	0- 0	0- 1	0- 0			
4- 6	0- 0	0- 1	NON-CONFERENCE	1- 1	1- 1	2- 3			
3- 1	0- 0	0- 0	HOME	1- 1	1- 0	1- 0			
1- 4	0- 0	0- 1	AWAY	0- 0	0- 0	1- 3			
0- 1	0- 0	0- 0	NEUTRAL	0- 0	0- 1	0- 0			
7- 8	0- 0	0- 0	CONFERENCE	1- 3	2- 3	4- 2			
4- 3	0- 0	0- 0	HOME	1- 1	1- 1	2- 1			
3- 5	0- 0	0- 0	AWAY	0- 2	1- 2	2- 1			
0- 0	0- 0	0- 0	NEUTRAL	0- 0	0- 0	0- 0			

RPI S	Opponent	Score	RPI S	Opponent	Score	RPI S	Opponent	Score	RPI S	Opponent	Score	Team's RPI: 181
			47 Ohio	69 81		61 Bucknell	43 68		126 Holy Cross	59 72		
						61 Bucknell	57 60		133 Lehigh	64 56		
						72 Villanova	76 54		133 Lehigh	63 64		
						85 Minnesota	53 70		135 Boston U.	44 59		
						89 Colgate	62 63		135 Boston U.	55 54		
						89 Colgate	63 61		141 George Washington	66 53		
									143 Buffalo	55 73		
									172 Lafayette	52 67		
									176 Towson	60 63		
									186 High Point	56 48		
									200 Radford	59 55		
									225 Saint Joseph's	51 72		
									230 George Mason	55 73		
									264 Loyola Maryland	47 56		
									264 Loyola Maryland	63 44		
									294 Army West Point	67 62		
									294 Army West Point	73 57		
									306 Navy	48 40		
LAST 10 Division I												
			135 Boston U.	55 54		172 Lafayette	52 67					
			306 Navy	48 40		133 Lehigh	64 56					
			61 Bucknell	57 60		89 Colgate	62 63					
			264 Loyola Maryland	47 56		264 Loyola Maryland	63 44					
			294 Army West Point	67 62		126 Holy Cross	59 72					

Non-Div I Games:

American

Loss, Non-Conf, S Site, H Home A Away N Neutral

Average RPI Win:	291	WON-LOST	WINNING	LAST 10	STRENGTH OF	OPP. STRENGTH	TEAM	ADJ.	CONF.	ADJ CONF.
Average RPI Loss:	143	RECORD	PCT. RANK	GAMES	SCHEDULE	OF SCHEDULE	RPI	RPI	RPI	RPI
DIV. I ONLY	9- 17	267	5-5	155	233	238	238	21	21	
DIV. I NON-CONF.	3- 8	268	0	129	255	233	233	21	21	
TOTALS	RPI 1-25	RPI 26-50	W-L RECORDS	RPI 51-100	RPI 101-150	RPI 150+				
9- 17	0- 1	0- 3	OVERALL	0- 1	0- 5	9- 7				
5- 5	0- 0	0- 1	HOME	0- 1	0- 1	5- 2				
3- 11	0- 1	0- 2	AWAY	0- 0	0- 3	3- 5				
1- 1	0- 0	0- 0	NEUTRAL	0- 0	0- 1	1- 0				
3- 8	0- 1	0- 1	NON-CONFERENCE	0- 0	0- 3	3- 3				
1- 2	0- 0	0- 0	HOME	0- 0	0- 0	1- 2				
1- 5	0- 1	0- 1	AWAY	0- 0	0- 2	1- 1				
1- 1	0- 0	0- 0	NEUTRAL	0- 0	0- 1	1- 0				
6- 9	0- 0	0- 2	CONFERENCE	0- 1	0- 2	6- 4				
4- 3	0- 0	0- 1	HOME	0- 1	0- 1	4- 0				
2- 6	0- 0	0- 1	AWAY	0- 0	0- 1	2- 4				
0- 0	0- 0	0- 0	NEUTRAL	0- 0	0- 0	0- 0				

RPI 1-25				RPI 26-50				RPI 51-100				RPI 101+ Team's RPI: 238			
RPI	S	Opponent	Score	RPI	S	Opponent	Score	RPI	S	Opponent	Score	RPI	S	Opponent	Score
1	A	South Carolina	50 92	30	A	Michigan	35 62	78	H	Coastal Caro.	53 80	102	A	VCU	38 66
				48	A	Troy	55 84					105	A	UT Arlington	44 63
				48	H	Troy	61 81					105	H	UT Arlington	60 82
												118	N	Bethune-Cookman	44 61
												132	A	UNC Greensboro	47 54
												174	A	Elon	66 67
												193	H	Gardner-Webb	56 67
												196	A	Little Rock	63 68
												248	A	South Alabama	66 81
												248	H	South Alabama	71 59
												255	A	Texas St.	59 47
												255	H	Texas St.	73 65
												262	A	Arkansas St.	58 76
												275	A	Wofford	54 51
												290	H	ETSU	61 67
												298	A	Ga. Southern	70 78
												298	H	Ga. Southern	83 75
												312	A	Georgia St.	64 59
												312	H	Georgia St.	65 37
												327	H	Mercer	77 68
												340	N	Canisius	74 57
LAST 10 Division I															
				298	A	Ga. Southern	70 78			105	A	UT Arlington	44 63		
				312	A	Georgia St.	64 59			298	H	Ga. Southern	83 75		
				48	H	Troy	61 81			312	H	Georgia St.	65 37		
				248	H	South Alabama	71 59			196	A	Little Rock	63 68		
				255	A	Texas St.	59 47			78	H	Coastal Caro.	53 80		

Non-Div I Games:

Appalachian St.

■ Loss,
■ Non-Conf, S Site,
■ Home
■ Away
N Neutral

Arizona

Through Games Of Feb. 23, 2020

Average RPI Win: 160	WON-LOST	WINNING	LAST 10	STRENGTH OF	OPP. STRENGTH	TEAM	ADJ.	CONF.	ADJ CONF.
Average RPI Loss: 21	RECORD	PCT. RANK	GAMES	SCHEDULE	OF SCHEDULE	RPI	RPI	RPI	RPI
DIV. I ONLY	22- 5	26	8-2	78	39	24	24	1	1
DIV. I NON-CONF.	11- 0	1	0	336	292	88	88	2	2
TOTALS	RPI 1-25	RPI 26-50	W-L RECORDS	RPI 51-100	RPI 101-150	RPI 150+			
22- 5	2- 4	2- 0	OVERALL	3- 1	5- 0	10- 0			
12- 2	1- 2	1- 0	HOME	1- 0	2- 0	7- 0			
10- 3	1- 2	1- 0	AWAY	2- 1	3- 0	3- 0			
0- 0	0- 0	0- 0	NEUTRAL	0- 0	0- 0	0- 0			
11- 0	0- 0	0- 0	NON-CONFERENCE	1- 0	0- 0	10- 0			
7- 0	0- 0	0- 0	HOME	0- 0	0- 0	7- 0			
4- 0	0- 0	0- 0	AWAY	1- 0	0- 0	3- 0			
0- 0	0- 0	0- 0	NEUTRAL	0- 0	0- 0	0- 0			
11- 5	2- 4	2- 0	CONFERENCE	2- 1	5- 0	0- 0			
5- 2	1- 2	1- 0	HOME	1- 0	2- 0	0- 0			
6- 3	1- 2	1- 0	AWAY	1- 1	3- 0	0- 0			
0- 0	0- 0	0- 0	NEUTRAL	0- 0	0- 0	0- 0			

RPI	S	Opponent	Score	RPI	S	Opponent	Score	RPI	S	Opponent	Score	RPI	S	Opponent	Score
2	A	Oregon	52 85	28	A	Arizona St.	58 53	52	A	Texas	83 58	106	A	Washington St.	74 67
2	H	Oregon	64 71	28	H	Arizona St.	59 53	74	A	Colorado	38 50	106	H	Washington St.	72 57
11	A	UCLA	58 70					83	A	Southern California	65 57	107	A	Utah	85 69
11	H	UCLA	92 66					83	H	Southern California	73 57	123	A	Washington	66 58
16	A	Oregon St.	65 58									123	H	Washington	64 53
16	H	Oregon St.	61 63									165	A	Montana	77 42
												204	H	Santa Clara	65 52
												221	A	UTEP	54 43
												232	H	North Dakota	74 42
												256	H	UC Santa Barbara	61 42
												296	H	Prairie View	83 48
												300	H	Monmouth	86 34
												301	H	UC Riverside	70 27
												334	H	Tennessee St.	77 42
												348	A	Chicago St.	82 50
LAST 10 Division I															
74	A	Colorado	38 50	2	A	Oregon	52 85								
107	A	Utah	85 69	83	H	Southern California	73 57								
106	H	Washington St.	72 57	11	H	UCLA	92 66								
123	H	Washington	64 53	28	H	Arizona St.	59 53								
16	A	Oregon St.	65 58	123	A	Washington	66 58								

Non-Div I Games:

Arizona

Loss, Non-Conf, S Site, H Home A Away N Neutral

Average RPI Win:	141	WON-LOST	WINNING	LAST 10	STRENGTH OF	OPP. STRENGTH	TEAM	ADJ.	CONF.	ADJ CONF.
Average RPI Loss:	36	RECORD	PCT. RANK	GAMES	SCHEDULE	OF SCHEDULE	RPI	RPI	RPI	RPI
DIV. I ONLY	19- 9	70	5-5	28	17	28	28	1	1	
DIV. I NON-CONF.	10- 2	29	0	210	112	61	61	2	2	
TOTALS	RPI 1-25	RPI 26-50	W-L RECORDS	RPI 51-100	RPI 101-150	RPI 150+				
19- 9	2- 6	1- 1	OVERALL	5- 1	4- 1	7- 0				
12- 2	2- 2	1- 0	HOME	2- 0	2- 0	5- 0				
5- 6	0- 4	0- 0	AWAY	2- 1	2- 1	1- 0				
2- 1	0- 0	0- 1	NEUTRAL	1- 0	0- 0	1- 0				
10- 2	0- 0	1- 1	NON-CONFERENCE	2- 1	0- 0	7- 0				
7- 0	0- 0	1- 0	HOME	1- 0	0- 0	5- 0				
1- 1	0- 0	0- 0	AWAY	0- 1	0- 0	1- 0				
2- 1	0- 0	0- 1	NEUTRAL	1- 0	0- 0	1- 0				
9- 7	2- 6	0- 0	CONFERENCE	3- 0	4- 1	0- 0				
5- 2	2- 2	0- 0	HOME	1- 0	2- 0	0- 0				
4- 5	0- 4	0- 0	AWAY	2- 0	2- 1	0- 0				
0- 0	0- 0	0- 0	NEUTRAL	0- 0	0- 0	0- 0				

RPI S Opponent	Score	RPI S Opponent	Score	Team's RPI: 28	RPI S Opponent	Score	RPI S Opponent	Score
2 A Oregon	48 79	41 N Purdue	52 59		58 N Middle Tenn.	61 60	106 A Washington St.	65 56
2 H Oregon	72 66	42 H Creighton	70 55		74 A Colorado	65 59	106 H Washington St.	62 59
11 A UCLA	66 68				80 H BYU	60 52	107 A Utah	71 75
11 H UCLA	61 70				83 A Southern California	63 54	123 A Washington	67 50
16 A Oregon St.	62 64				83 H Southern California	76 75	123 H Washington	72 68
16 H Oregon St.	55 47				85 A Minnesota	66 80	171 H Idaho St.	74 69
24 A Arizona	53 59						184 N Maine	57 31
24 H Arizona	53 58						215 H New Mexico	84 47
							291 H Air Force	87 56
							294 H Army West Point	83 51
							313 H Cal Poly	66 41
							319 A New Mexico St.	70 47
LAST 10 Division I								
107 A Utah	71 75	16 A Oregon St.	62 64					
74 A Colorado	65 59	11 H UCLA	61 70					
123 H Washington	72 68	83 H Southern California	76 75					
106 H Washington St.	62 59	24 A Arizona	53 59					
2 A Oregon	48 79	106 A Washington St.	65 56					

Non-Div I Games:

Arizona St.

Ark.-Pine Bluff

Through Games Of Feb. 23, 2020

Average RPI Win:	331	WON-LOST	WINNING	LAST 10	STRENGTH OF	OPP. STRENGTH	TEAM	ADJ.	CONF.	ADJ CONF.
Average RPI Loss:	203	RECORD	PCT. RANK	GAMES	SCHEDULE	OF SCHEDULE	RPI	RPI	RPI	RPI
DIV. I ONLY	4- 19	322	2-8	321	339	336	336	32	32	
DIV. I NON-CONF.	0- 9	338	0	133	94	322	322	31	31	
TOTALS	RPI 1-25	RPI 26-50	W-L RECORDS	RPI 51-100	RPI 101-150	RPI 150+				
4- 19	0- 0	0- 0	OVERALL	0- 3	0- 3	4- 13				
2- 5	0- 0	0- 0	HOME	0- 0	0- 0	2- 5				
2- 14	0- 0	0- 0	AWAY	0- 3	0- 3	2- 8				
0- 0	0- 0	0- 0	NEUTRAL	0- 0	0- 0	0- 0				
0- 9	0- 0	0- 0	NON-CONFERENCE	0- 3	0- 2	0- 4				
0- 0	0- 0	0- 0	HOME	0- 0	0- 0	0- 0				
0- 9	0- 0	0- 0	AWAY	0- 3	0- 2	0- 4				
0- 0	0- 0	0- 0	NEUTRAL	0- 0	0- 0	0- 0				
4- 10	0- 0	0- 0	CONFERENCE	0- 0	0- 1	4- 9				
2- 5	0- 0	0- 0	HOME	0- 0	0- 0	2- 5				
2- 5	0- 0	0- 0	AWAY	0- 0	0- 1	2- 4				
0- 0	0- 0	0- 0	NEUTRAL	0- 0	0- 0	0- 0				

RPI 1-25				RPI 26-50				RPI 51-100				RPI 101+ Team's RPI: 336					
RPI	S	Opponent	Score	RPI	S	Opponent	Score	RPI	S	Opponent	Score	RPI	S	Opponent	Score		
								51	A	Iowa St.	40	90	106	A	Washington St.	56	85
								55	A	Tennessee	51	92	137	A	Texas Tech	55	81
								78	A	Coastal Caro.	69	76	146	A	Texas Southern	77	78
													155	H	Jackson St.	44	56
													158	A	Wichita St.	50	100
													188	A	Illinois	50	65
													236	A	Milwaukee	55	69
													244	A	Southern U.	61	85
													244	H	Southern U.	43	70
													254	A	Alabama A&M	55	74
													254	H	Alabama A&M	52	65
													262	A	Arkansas St.	60	81
													296	A	Prairie View	51	61
													296	H	Prairie View	69	54
													329	A	Alcorn	54	57
													329	H	Alcorn	75	77
													333	A	Alabama St.	73	62
													333	H	Alabama St.	65	68
													345	H	Grambling	84	79
													351	A	Mississippi Val.	80	77
LAST 10 Division I																	
				296	H	Prairie View	69	54	155	H	Jackson St.	44	56				
				329	A	Alcorn	54	57	345	H	Grambling	84	79				
				244	A	Southern U.	61	85	146	A	Texas Southern	77	78				
				333	H	Alabama St.	65	68	296	A	Prairie View	51	61				
				254	H	Alabama A&M	52	65	329	H	Alcorn	75	77				

Non-Div I Games: Philander Smith 66 54

Ark.-Pine Bluff

■ Loss,
 ■ Non-Conf,
 ■ S Site,
 ■ H Home
 ■ A Away
 N Neutral

Arkansas

Through Games Of Feb. 23, 2020

Average RPI Win:	147	WON-LOST	WINNING	LAST 10	STRENGTH OF	OPP. STRENGTH	TEAM	ADJ.	CONF.	ADJ CONF.
Average RPI Loss:	59	RECORD	PCT. RANK	GAMES	SCHEDULE	OF SCHEDULE	RPI	RPI	RPI	RPI
DIV. I ONLY	21- 6	32	7-3	75	41	35	35	4	4	
DIV. I NON-CONF.	12- 1	10	0	176	124	33	33	5	5	
TOTALS	RPI 1-25	RPI 26-50	W-L RECORDS	RPI 51-100	RPI 101-150	RPI 150+				
21- 6	1- 3	1- 0	OVERALL	6- 1	6- 2	7- 0				
14- 3	1- 2	1- 0	HOME	4- 1	2- 0	6- 0				
5- 3	0- 1	0- 0	AWAY	1- 0	3- 2	1- 0				
2- 0	0- 0	0- 0	NEUTRAL	1- 0	1- 0	0- 0				
12- 1	0- 0	1- 0	NON-CONFERENCE	4- 0	1- 1	6- 0				
10- 0	0- 0	1- 0	HOME	3- 0	0- 0	6- 0				
0- 1	0- 0	0- 0	AWAY	0- 0	0- 1	0- 0				
2- 0	0- 0	0- 0	NEUTRAL	1- 0	1- 0	0- 0				
9- 5	1- 3	0- 0	CONFERENCE	2- 1	5- 1	1- 0				
4- 3	1- 2	0- 0	HOME	1- 1	2- 0	0- 0				
5- 2	0- 1	0- 0	AWAY	1- 0	3- 1	1- 0				
0- 0	0- 0	0- 0	NEUTRAL	0- 0	0- 0	0- 0				

RPI 1-25				RPI 26-50				Team's RPI: 35				RPI 51-100				RPI 101+			
RPI	S	Opponent	Score	RPI	S	Opponent	Score	RPI	S	Opponent	Score	RPI	S	Opponent	Score	RPI	S	Opponent	Score
1	A	South Carolina	82 91	50	H	UT Martin	96 46	55	H	Tennessee	83 75	109	A	Auburn	86 70				
1	H	South Carolina	65 86					57	H	Belmont	91 60	120	A	Vanderbilt	100 66				
13	H	Texas A&M	77 84					60	H	Stony Brook	88 58	130	A	Florida	80 83				
23	H	Kentucky	103 85					65	A	Alabama	66 48	130	H	Florida	79 57				
								71	H	Georgia	55 64	136	A	California	80 84				
								84	N	Fordham	71 59	139	N	Wisconsin	68 64				
								94	H	Kansas St.	81 72	145	A	Missouri	85 81				
												145	H	Missouri	90 73				
												157	H	New Orleans	82 52				
												196	H	Little Rock	86 53				
												218	H	Oral Roberts	96 64				
												272	H	Tulsa	91 41				
												286	A	Ole Miss	108 64				
												337	H	Northwestern St.	99 39				
												342	H	McNeese	101 58				
LAST 10 Division I																			
130	A	Florida	80 83	145	A	Missouri	85 81												
55	H	Tennessee	83 75	65	A	Alabama	66 48												
286	A	Ole Miss	108 64	130	H	Florida	79 57												
23	H	Kentucky	103 85	71	H	Georgia	55 64												
1	H	South Carolina	65 86	120	A	Vanderbilt	100 66												

Non-Div I Games:

Arkansas

■ Loss,
 ■ Non-Conf,
 ■ S Site,
 ■ H Home
 ■ A Away
 N Neutral

Average RPI Win:	264	WON-LOST	WINNING	LAST 10	STRENGTH OF	OPP. STRENGTH	TEAM	ADJ.	CONF.	ADJ CONF.
Average RPI Loss:	178	RECORD	PCT. RANK	GAMES	SCHEDULE	OF SCHEDULE	RPI	RPI	RPI	RPI
DIV. I ONLY	8- 17	279	2-8	200	268	262	262	21	21	
DIV. I NON-CONF.	2- 8	295	0	110	302	254	254	21	21	
TOTALS	RPI 1-25	RPI 26-50	W-L RECORDS	RPI 51-100	RPI 101-150	RPI 150+				
8- 17	0- 2	0- 1	OVERALL	1- 0	0- 3	7- 11				
5- 3	0- 0	0- 0	HOME	1- 0	0- 2	4- 1				
3- 13	0- 2	0- 1	AWAY	0- 0	0- 1	3- 9				
0- 1	0- 0	0- 0	NEUTRAL	0- 0	0- 0	0- 1				
2- 8	0- 2	0- 0	NON-CONFERENCE	0- 0	0- 1	2- 5				
1- 1	0- 0	0- 0	HOME	0- 0	0- 1	1- 0				
1- 6	0- 2	0- 0	AWAY	0- 0	0- 0	1- 4				
0- 1	0- 0	0- 0	NEUTRAL	0- 0	0- 0	0- 1				
6- 9	0- 0	0- 1	CONFERENCE	1- 0	0- 2	5- 6				
4- 2	0- 0	0- 0	HOME	1- 0	0- 1	3- 1				
2- 7	0- 0	0- 1	AWAY	0- 0	0- 1	2- 5				
0- 0	0- 0	0- 0	NEUTRAL	0- 0	0- 0	0- 0				

RPI 1-25				RPI 26-50				RPI 51-100				RPI 101+ Team's RPI: 262			
RPI	S	Opponent	Score	RPI	S	Opponent	Score	RPI	S	Opponent	Score	RPI	S	Opponent	Score
4	A	Baylor	43 111	48	A	Troy	64 79	78	H	Coastal Caro.	63 61	105	A	UT Arlington	44 71
22	A	DePaul	64 109									105	H	UT Arlington	62 89
												119	H	Southeast Mo. St.	67 79
												151	N	N.C. A&T	50 55
												191	A	Memphis	50 78
												196	A	Little Rock	58 67
												206	A	Louisiana	43 83
												227	A	Murray St.	62 77
												238	H	Appalachian St.	76 58
												247	A	San Diego St.	71 62
												248	A	South Alabama	71 87
												255	A	Texas St.	56 53
												255	H	Texas St.	69 83
												267	A	Louisiana Tech	54 67
												272	A	Tulsa	77 79
												298	A	Ga. Southern	67 80
												298	H	Ga. Southern	69 62
												312	A	Georgia St.	56 67
												312	H	Georgia St.	70 68
												336	H	Ark.-Pine Bluff	81 60
												350	A	La.-Monroe	54 53
LAST 10 Division I															
48	A	Troy	64 79	312	A	Georgia St.	56 67								
248	A	South Alabama	71 87	350	A	La.-Monroe	54 53								
255	H	Texas St.	69 83	78	H	Coastal Caro.	63 61								
105	H	UT Arlington	62 89	206	A	Louisiana	43 83								
298	A	Ga. Southern	67 80	196	A	Little Rock	58 67								

Non-Div I Games: Central Baptist 88 63

Arkansas St.

■ Loss,
 ■ Non-Conf,
 ■ S Site,
 ■ Home
 ■ A Away
 N Neutral

Average RPI Win:	280	WON-LOST	WINNING	LAST 10	STRENGTH OF	OPP. STRENGTH	TEAM	ADJ.	CONF.	ADJ CONF.
Average RPI Loss:	145	RECORD	PCT. RANK	GAMES	SCHEDULE	OF SCHEDULE	RPI	RPI	RPI	RPI
DIV. I ONLY	7- 19	297	2-8	199	190	294	294	15	15	
DIV. I NON-CONF.	4- 7	225	0	207	271	242	242	15	15	
TOTALS	RPI 1-25	RPI 26-50	W-L RECORDS	RPI 51-100	RPI 101-150	RPI 150+				
7- 19	0- 1	0- 1	OVERALL	0- 4	1- 5	6- 8				
5- 8	0- 1	0- 0	HOME	0- 1	1- 4	4- 2				
2- 11	0- 0	0- 1	AWAY	0- 3	0- 1	2- 6				
0- 0	0- 0	0- 0	NEUTRAL	0- 0	0- 0	0- 0				
4- 7	0- 1	0- 1	NON-CONFERENCE	0- 1	0- 2	4- 2				
2- 3	0- 1	0- 0	HOME	0- 0	0- 2	2- 0				
2- 4	0- 0	0- 1	AWAY	0- 1	0- 0	2- 2				
0- 0	0- 0	0- 0	NEUTRAL	0- 0	0- 0	0- 0				
3- 12	0- 0	0- 0	CONFERENCE	0- 3	1- 3	2- 6				
3- 5	0- 0	0- 0	HOME	0- 1	1- 2	2- 2				
0- 7	0- 0	0- 0	AWAY	0- 2	0- 1	0- 4				
0- 0	0- 0	0- 0	NEUTRAL	0- 0	0- 0	0- 0				

RPI 1-25				RPI 26-50				RPI 51-100				RPI 101+ Team's RPI: 294			
RPI	S	Opponent	Score	RPI	S	Opponent	Score	RPI	S	Opponent	Score	RPI	S	Opponent	Score
17	H	TCU	52 66	28	A	Arizona St.	51 83	61	A	Bucknell	46 77	113	H	William & Mary	65 77
								61	H	Bucknell	52 63	125	H	Columbia	62 71
								63	A	St. John's (NY)	60 96	126	H	Holy Cross	61 48
								89	A	Colgate	93 100	133	A	Lehigh	72 89
												133	H	Lehigh	65 94
												135	H	Boston U.	66 72
												172	A	Lafayette	58 67
												172	H	Lafayette	52 57
												181	A	American	57 73
												181	H	American	62 67
												207	A	Manhattan	56 86
												264	A	Loyola Maryland	59 68
												264	H	Loyola Maryland	75 55
												291	A	Air Force	68 66
												306	A	Navy	45 57
												306	H	Navy	62 52
												310	A	St. Francis Brooklyn	64 70
												317	A	Fairleigh Dickinson	70 68
												324	H	Bryant	81 75
												330	H	LIU Brooklyn	67 60
LAST 10 Division I															
306	H	Navy	62 52	133	H	Lehigh	65 94								
264	H	Loyola Maryland	75 55	61	A	Bucknell	46 77								
133	A	Lehigh	72 89	306	A	Navy	45 57								
172	A	Lafayette	58 67	172	H	Lafayette	52 57								
181	H	American	62 67	264	A	Loyola Maryland	59 68								

Non-Div I Games:

Army West Point

■ Loss,
 ■ Non-Conf,
 ■ S Site,
 ■ H Home
 ■ A Away
 N Neutral

Average RPI Win: 179	WON-LOST	WINNING	LAST 10	STRENGTH OF	OPP. STRENGTH	TEAM	ADJ.	CONF.	ADJ CONF.
Average RPI Loss: 50	RECORD	PCT. RANK	GAMES	SCHEDULE	OF SCHEDULE	RPI	RPI	RPI	RPI
DIV. I ONLY	9- 16	254	3-7	5	49	109	109	4	4
DIV. I NON-CONF.	6- 5	151	0	20	147	70	70	5	5

TOTALS	RPI 1-25	RPI 26-50	W-L RECORDS	RPI 51-100	RPI 101-150	RPI 150+			
9- 16	0- 6	1- 3	OVERALL	1- 4	2- 3	5- 0			
7- 5	0- 1	1- 2	HOME	0- 1	2- 1	4- 0			
1- 9	0- 5	0- 0	AWAY	0- 2	0- 2	1- 0			
1- 2	0- 0	0- 1	NEUTRAL	1- 1	0- 0	0- 0			
6- 5	0- 1	0- 2	NON-CONFERENCE	1- 1	1- 1	4- 0			
4- 1	0- 0	0- 1	HOME	0- 0	1- 0	3- 0			
1- 2	0- 1	0- 0	AWAY	0- 0	0- 1	1- 0			
1- 2	0- 0	0- 1	NEUTRAL	1- 1	0- 0	0- 0			
3- 11	0- 5	1- 1	CONFERENCE	0- 3	1- 2	1- 0			
3- 4	0- 1	1- 1	HOME	0- 1	1- 1	1- 0			
0- 7	0- 4	0- 0	AWAY	0- 2	0- 1	0- 0			
0- 0	0- 0	0- 0	NEUTRAL	0- 0	0- 0	0- 0			

RPI 1-25				RPI 26-50				RPI 51-100				RPI 101+ Team's RPI: 109			
RPI	S	Opponent	Score	RPI	S	Opponent	Score	RPI	S	Opponent	Score	RPI	S	Opponent	Score
1	A	South Carolina	53 79	26	H	Old Dominion	77 89	53	N	Dayton	76 74	118	H	Bethune-Cookman	74 56
13	A	Texas A&M	54 84	27	N	Drake	82 83	58	N	Middle Tenn.	50 73	120	A	Vanderbilt	55 77
15	A	Mississippi St.	73 78	34	H	LSU	65 60	65	A	Alabama	64 68	120	H	Vanderbilt	70 62
15	H	Mississippi St.	85 92	35	H	Arkansas	70 86	65	H	Alabama	48 75	122	A	UAB	75 80
17	A	TCU	65 80					71	A	Georgia	50 61	130	H	Florida	63 83
23	A	Kentucky	61 68									225	H	Saint Joseph's	66 62
												248	A	South Alabama	82 62
												253	H	Jacksonville St.	62 53
												275	H	Wofford	84 82
												286	H	Ole Miss	59 43

LAST 10 Division I															
13	A	Texas A&M	54 84	120	H	Vanderbilt	70 62								
15	H	Mississippi St.	85 92	15	A	Mississippi St.	73 78								
34	H	LSU	65 60	23	A	Kentucky	61 68								
1	A	South Carolina	53 79	286	H	Ole Miss	59 43								
65	A	Alabama	64 68	71	A	Georgia	50 61								

Non-Div I Games:

Auburn

■ Loss,
 ■ Non-Conf, S Site,
 ■ Home
 ■ Away
 N Neutral

Average RPI Win:	271	WON-LOST	WINNING	LAST 10	STRENGTH OF	OPP. STRENGTH	TEAM	ADJ.	CONF.	ADJ CONF.
Average RPI Loss:	118	RECORD	PCT. RANK	GAMES	SCHEDULE	OF SCHEDULE	RPI	RPI	RPI	RPI
DIV. I ONLY	14- 11	143	6-4	261	264	179	179	20	20	
DIV. I NON-CONF.	7- 2	53	0	300	252	98	98	23	23	
TOTALS	RPI 1-25	RPI 26-50	W-L RECORDS	RPI 51-100	RPI 101-150	RPI 150+				
14- 11	0- 1	0- 2	OVERALL	1- 2	0- 2	13- 4				
6- 4	0- 0	0- 1	HOME	1- 1	0- 1	5- 1				
7- 7	0- 1	0- 1	AWAY	0- 1	0- 1	7- 3				
1- 0	0- 0	0- 0	NEUTRAL	0- 0	0- 0	1- 0				
7- 2	0- 1	0- 0	NON-CONFERENCE	1- 0	0- 0	6- 1				
2- 0	0- 0	0- 0	HOME	1- 0	0- 0	1- 0				
4- 2	0- 1	0- 0	AWAY	0- 0	0- 0	4- 1				
1- 0	0- 0	0- 0	NEUTRAL	0- 0	0- 0	1- 0				
7- 9	0- 0	0- 2	CONFERENCE	0- 2	0- 2	7- 3				
4- 4	0- 0	0- 1	HOME	0- 1	0- 1	4- 1				
3- 5	0- 0	0- 1	AWAY	0- 1	0- 1	3- 2				
0- 0	0- 0	0- 0	NEUTRAL	0- 0	0- 0	0- 0				

RPI 1-25				RPI 26-50				RPI 51-100				RPI 101+ Team's RPI: 179			
RPI	S	Opponent	Score	RPI	S	Opponent	Score	RPI	S	Opponent	Score	RPI	S	Opponent	Score
23	A	Kentucky	52 81	50	A	UT Martin	61 65	57	A	Belmont	46 69	119	A	Southeast Mo. St.	43 81
				50	H	UT Martin	61 69	57	H	Belmont	52 53	119	H	Southeast Mo. St.	66 79
								86	H	Illinois St.	77 72	167	N	Binghamton	80 63
												188	A	Illinois	62 76
												195	A	Chattanooga	50 49
												211	A	Tennessee Tech	49 58
												213	A	Eastern Ill.	72 73
												213	H	Eastern Ill.	47 76
												227	H	Murray St.	69 61
												253	A	Jacksonville St.	63 57
												254	A	Alabama A&M	67 61
												284	H	Eastern Ky.	69 53
												304	A	FIU	58 56
												320	H	Evansville	80 64
												334	A	Tennessee St.	87 55
												334	H	Tennessee St.	76 58
												339	A	SIUE	79 62
												339	H	SIUE	74 61
												351	A	Mississippi Val.	100 82
LAST 10 Division I															
213	A	Eastern Ill.	72 73	334	A	Tennessee St.	87 55								
339	A	SIUE	79 62	213	H	Eastern Ill.	47 76								
284	H	Eastern Ky.	69 53	339	H	SIUE	74 61								
227	H	Murray St.	69 61	57	H	Belmont	52 53								
57	A	Belmont	46 69	334	H	Tennessee St.	76 58								

Non-Div I Games: Christian Bros. 82 62 Ky. Wesleyan 103 70

Austin Peay

■ Loss,
 ■ Non-Conf, S Site,
 ■ Home
 ■ Away
 N Neutral

Average RPI Win:	184	WON-LOST	WINNING	LAST 10	STRENGTH OF	OPP. STRENGTH	TEAM	ADJ.	CONF.	ADJ CONF.
Average RPI Loss:	87	RECORD	PCT. RANK	GAMES	SCHEDULE	OF SCHEDULE	RPI	RPI	RPI	RPI
DIV. I ONLY	15- 10	106	7-3	83	86	80	80	11	11	
DIV. I NON-CONF.	4- 5	195	0	91	34	133	133	12	12	
TOTALS	RPI 1-25	RPI 26-50	W-L RECORDS	RPI 51-100	RPI 101-150	RPI 150+				
15- 10	0- 3	0- 1	OVERALL	1- 0	4- 5	10- 1				
7- 3	0- 1	0- 0	HOME	0- 0	2- 2	5- 0				
7- 6	0- 1	0- 1	AWAY	1- 0	2- 3	4- 1				
1- 1	0- 1	0- 0	NEUTRAL	0- 0	0- 0	1- 0				
4- 5	0- 1	0- 1	NON-CONFERENCE	1- 0	0- 3	3- 0				
2- 1	0- 0	0- 0	HOME	0- 0	0- 1	2- 0				
1- 3	0- 0	0- 1	AWAY	1- 0	0- 2	0- 0				
1- 1	0- 1	0- 0	NEUTRAL	0- 0	0- 0	1- 0				
11- 5	0- 2	0- 0	CONFERENCE	0- 0	4- 2	7- 1				
5- 2	0- 1	0- 0	HOME	0- 0	2- 1	3- 0				
6- 3	0- 1	0- 0	AWAY	0- 0	2- 1	4- 1				
0- 0	0- 0	0- 0	NEUTRAL	0- 0	0- 0	0- 0				

RPI 1-25				RPI 26-50				RPI 51-100				RPI 101+			
RPI	S	Opponent	Score	RPI	S	Opponent	Score	RPI	S	Opponent	Score	RPI	S	Opponent	Score
12	A	Gonzaga	44 59	28	A	Arizona St.	52 60	73	A	Fresno St.	71 65	101	A	Boise St.	55 66
12	H	Gonzaga	43 55									106	A	Washington St.	50 67
16	N	Oregon St.	34 65									107	H	Utah	73 77
												115	A	Pacific	76 66
												115	H	Pacific	65 54
												116	A	San Diego	45 51
												116	H	San Diego	52 36
												138	A	Portland	66 54
												138	H	Portland	48 57
												161	N	San Jose St.	75 56
												166	A	Saint Mary's (CA)	65 55
												166	H	Saint Mary's (CA)	60 39
												194	A	Pepperdine	65 47
												204	A	Santa Clara	60 51
												204	H	Santa Clara	71 48
												231	A	San Francisco	58 60
												231	H	San Francisco	57 44
												282	H	Utah St.	67 50
												292	A	LMU (CA)	59 44
												302	H	Utah Valley	71 57
LAST 10 Division I															
231	A	San Francisco	58 60	12	A	Gonzaga	44 59								
204	A	Santa Clara	60 51	138	A	Portland	66 54								
115	H	Pacific	65 54	204	H	Santa Clara	71 48								
166	H	Saint Mary's (CA)	60 39	231	H	San Francisco	57 44								
116	A	San Diego	45 51	166	A	Saint Mary's (CA)	65 55								

Non-Div I Games: Tex. A&M-Kingsville90 38

BYU

Loss, Non-Conf, S Site, H Home A Away N Neutral

Average RPI Win:	185	WON-LOST	WINNING	LAST 10	STRENGTH OF	OPP. STRENGTH	TEAM	ADJ.	CONF.	ADJ CONF.
Average RPI Loss:	80	RECORD	PCT. RANK	GAMES	SCHEDULE	OF SCHEDULE	RPI	RPI	RPI	RPI
DIV. I ONLY	17- 8	67	7-3	148	101	70	70	10	10	
DIV. I NON-CONF.	7- 4	100	0	222	87	118	118	9	9	
TOTALS	RPI 1-25	RPI 26-50	W-L RECORDS	RPI 51-100	RPI 101-150	RPI 150+				
17- 8	0- 1	0- 2	OVERALL	1- 2	5- 2	11- 1				
9- 1	0- 0	0- 1	HOME	1- 0	3- 0	5- 0				
5- 6	0- 1	0- 1	AWAY	0- 2	1- 1	4- 1				
3- 1	0- 0	0- 0	NEUTRAL	0- 0	1- 1	2- 0				
7- 4	0- 0	0- 1	NON-CONFERENCE	1- 2	1- 1	5- 0				
2- 1	0- 0	0- 1	HOME	1- 0	0- 0	1- 0				
2- 2	0- 0	0- 0	AWAY	0- 2	0- 0	2- 0				
3- 1	0- 0	0- 0	NEUTRAL	0- 0	1- 1	2- 0				
10- 4	0- 1	0- 1	CONFERENCE	0- 0	4- 1	6- 1				
7- 0	0- 0	0- 0	HOME	0- 0	3- 0	4- 0				
3- 4	0- 1	0- 1	AWAY	0- 0	1- 1	2- 1				
0- 0	0- 0	0- 0	NEUTRAL	0- 0	0- 0	0- 0				

RPI 1-25				RPI 26-50				RPI 51-100				RPI 101+			
RPI	S	Opponent	Score	RPI	S	Opponent	Score	RPI	S	Opponent	Score	RPI	S	Opponent	Score
18	A	Central Mich.	39 66	31	H	Western Ky.	86 91	64	A	IUPUI	48 65	103	A	Kent St.	68 69
				47	A	Ohio	71 79	77	A	Cincinnati	56 63	103	H	Kent St.	66 62
								88	H	Butler	74 70	133	N	Lehigh	54 52
												139	N	Wisconsin	56 67
												143	A	Buffalo	69 58
												143	H	Buffalo	69 65
												150	H	Western Mich.	68 65
												152	H	Akron	60 52
												160	A	Eastern Mich.	58 61
												160	H	Eastern Mich.	59 54
												169	N	Providence	52 51
												173	A	Toledo	60 58
												178	H	Northern Ill.	97 89
												198	H	Miami (OH)	80 63
												215	A	New Mexico	70 57
												252	H	Xavier	70 49
												263	A	Bowling Green	86 80
												292	N	LMU (CA)	77 72
												335	A	Purdue Fort Wayne	83 52
LAST 10 Division I															
160	A	Eastern Mich.	58 61	150	H	Western Mich.	68 65								
178	H	Northern Ill.	97 89	103	A	Kent St.	68 69								
143	A	Buffalo	69 58	198	H	Miami (OH)	80 63								
173	A	Toledo	60 58	143	H	Buffalo	69 65								
152	H	Akron	60 52	47	A	Ohio	71 79								

Non-Div I Games: Urbana 84 49

Ball St.

■ Loss,
 ■ Non-Conf, S Site,
 ■ Home
 ■ Away
 N Neutral

Average RPI Win:	121	WON-LOST	WINNING	LAST 10	STRENGTH OF	OPP. STRENGTH	TEAM	ADJ.	CONF.	ADJ CONF.
Average RPI Loss:	1	RECORD	PCT. RANK	GAMES	SCHEDULE	OF SCHEDULE	RPI	RPI	RPI	RPI
DIV. I ONLY	25- 1	2	10-0	51	2	4	4	3	3	
DIV. I NON-CONF.	11- 1	13	0	199	11	40	40	3	3	
TOTALS	RPI 1-25	RPI 26-50	W-L RECORDS	RPI 51-100	RPI 101-150	RPI 150+				
25- 1	4- 1	2- 0	OVERALL	8- 0	5- 0	6- 0				
15- 0	1- 0	1- 0	HOME	5- 0	2- 0	6- 0				
8- 0	2- 0	1- 0	AWAY	3- 0	2- 0	0- 0				
2- 1	1- 1	0- 0	NEUTRAL	0- 0	1- 0	0- 0				
11- 1	2- 1	0- 0	NON-CONFERENCE	2- 0	1- 0	6- 0				
8- 0	0- 0	0- 0	HOME	2- 0	0- 0	6- 0				
1- 0	1- 0	0- 0	AWAY	0- 0	0- 0	0- 0				
2- 1	1- 1	0- 0	NEUTRAL	0- 0	1- 0	0- 0				
14- 0	2- 0	2- 0	CONFERENCE	6- 0	4- 0	0- 0				
7- 0	1- 0	1- 0	HOME	3- 0	2- 0	0- 0				
7- 0	1- 0	1- 0	AWAY	3- 0	2- 0	0- 0				
0- 0	0- 0	0- 0	NEUTRAL	0- 0	0- 0	0- 0				

RPI	S	Opponent	Score	RPI	S	Opponent	Score	RPI	S	Opponent	Score	RPI	S	Opponent	Score
1	N	South Carolina	59 74	46	A	Oklahoma St.	69 42	51	H	Iowa St.	83 62	106	N	Washington St.	89 66
6	A	UConn	74 58	46	H	Oklahoma St.	94 48	52	A	Texas	64 44	121	A	Kansas	90 47
17	A	TCU	66 57					56	A	Oklahoma	77 56	121	H	Kansas	97 44
17	H	TCU	81 62					56	H	Oklahoma	101 69	137	A	Texas Tech	77 62
19	N	Indiana	77 62					59	H	West Virginia	91 51	137	H	Texas Tech	87 79
								69	H	South Fla.	58 46	262	H	Arkansas St.	111 43
								71	H	Georgia	72 38	268	H	New Hampshire	97 29
								94	A	Kansas St.	54 40	270	H	Lamar University	90 28
												280	H	Morehead St.	94 47
												316	H	Houston Baptist	112 42
												345	H	Grambling	120 46
LAST 10 Division I															
				56	H	Oklahoma	101 69	121	H	Kansas	97 44				
				137	A	Texas Tech	77 62	52	A	Texas	64 44				
				46	A	Oklahoma St.	69 42	51	H	Iowa St.	83 62				
				17	H	TCU	81 62	137	H	Texas Tech	87 79				
				94	A	Kansas St.	54 40	17	A	TCU	66 57				

Non-Div I Games:

Baylor

■ Loss,
 ■ Non-Conf, S Site,
 ■ Home
 ■ Away
 N Neutral

Belmont

Through Games Of Feb. 23, 2020

Average RPI Win:	218	WON-LOST	WINNING	LAST 10	STRENGTH OF	OPP. STRENGTH	TEAM	ADJ.	CONF.	ADJ CONF.
Average RPI Loss:	78	RECORD	PCT. RANK	GAMES	SCHEDULE	OF SCHEDULE	RPI	RPI	RPI	RPI
DIV. I ONLY	19- 8	56	9-1	114	178	57	57	20	20	
DIV. I NON-CONF.	5- 6	187	0	21	13	73	73	23	23	
TOTALS	RPI 1-25	RPI 26-50	W-L RECORDS	RPI 51-100	RPI 101-150	RPI 150+				
19- 8	0- 1	1- 5	OVERALL	1- 0	1- 0	16- 2				
12- 0	0- 0	1- 0	HOME	1- 0	0- 0	10- 0				
7- 6	0- 0	0- 4	AWAY	0- 0	1- 0	6- 2				
0- 2	0- 1	0- 1	NEUTRAL	0- 0	0- 0	0- 0				
5- 6	0- 1	1- 4	NON-CONFERENCE	1- 0	0- 0	3- 1				
4- 0	0- 0	1- 0	HOME	1- 0	0- 0	2- 0				
1- 4	0- 0	0- 3	AWAY	0- 0	0- 0	1- 1				
0- 2	0- 1	0- 1	NEUTRAL	0- 0	0- 0	0- 0				
14- 2	0- 0	0- 1	CONFERENCE	0- 0	1- 0	13- 1				
8- 0	0- 0	0- 0	HOME	0- 0	0- 0	8- 0				
6- 2	0- 0	0- 1	AWAY	0- 0	1- 0	5- 1				
0- 0	0- 0	0- 0	NEUTRAL	0- 0	0- 0	0- 0				

RPI 1-25				RPI 26-50				RPI 51-100				Team's RPI: 57		RPI 101+			
RPI	S	Opponent	Score	RPI	S	Opponent	Score	RPI	S	Opponent	Score			RPI	S	Opponent	Score
3	N	Maryland	26 90	31	A	Western Ky.	46 77	58	H	Middle Tenn.	68 57			119	A	Southeast Mo. St.	57 45
				35	A	Arkansas	60 91							173	A	Toledo	48 53
				37	A	Marquette	51 53							179	A	Austin Peay	53 52
				38	N	Virginia Tech	58 60							179	H	Austin Peay	69 46
				39	H	UCF	72 37							185	H	Northern Ky.	62 45
				50	A	UT Martin	57 74							195	H	Chattanooga	63 50
														211	A	Tennessee Tech	59 47
														213	H	Eastern Ill.	69 45
														227	A	Murray St.	86 56
														227	H	Murray St.	70 53
														251	A	Lipscomb	69 68
														253	A	Jacksonville St.	41 60
														253	H	Jacksonville St.	61 49
														280	A	Morehead St.	63 56
														280	H	Morehead St.	71 62
														284	A	Eastern Ky.	85 46
														284	H	Eastern Ky.	68 48
														334	H	Tennessee St.	70 58
														339	H	SIUE	69 48
LAST 10 Division I																	
				284	A	Eastern Ky.	85 46					227	H	Murray St.	70 53		
				280	A	Morehead St.	63 56					253	A	Jacksonville St.	41 60		
				253	H	Jacksonville St.	61 49					211	A	Tennessee Tech	59 47		
				334	H	Tennessee St.	70 58					179	A	Austin Peay	53 52		
				179	H	Austin Peay	69 46					227	A	Murray St.	86 56		

Non-Div I Games:

Belmont

Loss, Non-Conf, S Site, H Home A Away N Neutral

Bethune-Cookman

Through Games Of Feb. 23, 2020

Average RPI Win:	270	WON-LOST	WINNING	LAST 10	STRENGTH OF	OPP. STRENGTH	TEAM	ADJ.	CONF.	ADJ CONF.
Average RPI Loss:	85	RECORD	PCT. RANK	GAMES	SCHEDULE	OF SCHEDULE	RPI	RPI	RPI	RPI
DIV. I ONLY	18- 5	31	10-0	318	292	118	118	29	29	
DIV. I NON-CONF.	6- 4	123	0	252	96	138	138	29	29	
TOTALS	RPI 1-25	RPI 26-50	W-L RECORDS	RPI 51-100	RPI 101-150	RPI 150+				
18- 5	0- 1	0- 1	OVERALL	0- 1	0- 1	18- 1				
7- 2	0- 1	0- 1	HOME	0- 0	0- 0	7- 0				
10- 3	0- 0	0- 0	AWAY	0- 1	0- 1	10- 1				
1- 0	0- 0	0- 0	NEUTRAL	0- 0	0- 0	1- 0				
6- 4	0- 1	0- 1	NON-CONFERENCE	0- 1	0- 1	6- 0				
1- 2	0- 1	0- 1	HOME	0- 0	0- 0	1- 0				
4- 2	0- 0	0- 0	AWAY	0- 1	0- 1	4- 0				
1- 0	0- 0	0- 0	NEUTRAL	0- 0	0- 0	1- 0				
12- 1	0- 0	0- 0	CONFERENCE	0- 0	0- 0	12- 1				
6- 0	0- 0	0- 0	HOME	0- 0	0- 0	6- 0				
6- 1	0- 0	0- 0	AWAY	0- 0	0- 0	6- 1				
0- 0	0- 0	0- 0	NEUTRAL	0- 0	0- 0	0- 0				

RPI 1-25				RPI 26-50				RPI 51-100				RPI 101+ Team's RPI: 118			
RPI	S	Opponent	Score	RPI	S	Opponent	Score	RPI	S	Opponent	Score	RPI	S	Opponent	Score
18	H	Central Mich.	67 92	48	H	Troy	62 68	65	A	Alabama	49 60	109	A	Auburn	56 74
												151	A	N.C. A&T	69 58
												151	H	N.C. A&T	70 50
												168	A	Jacksonville	53 52
												187	A	Norfolk St.	51 61
												217	A	Stetson	59 55
												238	N	Appalachian St.	61 44
												241	A	Howard	75 59
												241	H	Howard	88 59
												246	H	Morgan St.	74 65
												260	A	Delaware St.	66 55
												298	H	Ga. Southern	75 57
												304	A	FIU	65 60
												314	H	N.C. Central	73 52
												326	A	UMES	62 53
												331	H	Coppin St.	82 51
												341	A	Florida A&M	78 57
												344	A	Charleston So.	81 41
												346	A	South Carolina St.	66 55
												346	H	South Carolina St.	86 70
LAST 10 Division I															
346	H	South Carolina St.	86 70	341	A	Florida A&M	78 57								
260	A	Delaware St.	66 55	346	A	South Carolina St.	66 55								
326	A	UMES	62 53	151	A	N.C. A&T	69 58								
241	H	Howard	88 59	314	H	N.C. Central	73 52								
151	H	N.C. A&T	70 50	246	H	Morgan St.	74 65								

Non-Div I Games: Edward Waters 79 46 Palm Beach Atl. 68 45

Bethune-Cookman

Loss, Non-Conf, S Site, H Home A Away N Neutral

Average RPI Win: 272		WON-LOST	WINNING	LAST 10	STRENGTH OF	OPP. STRENGTH	TEAM	ADJ.	CONF.	ADJ CONF.
Average RPI Loss: 180		RECORD	PCT. RANK	GAMES	SCHEDULE	OF SCHEDULE	RPI	RPI	RPI	RPI
DIV. I ONLY		18- 8	63	7-3	338	296	167	167	27	27
DIV. I NON-CONF.		10- 2	29	0	331	260	125	125	28	28
TOTALS		RPI 1-25	RPI 26-50		W-L RECORDS		RPI 51-100	RPI 101-150	RPI 150+	
18- 8	0- 0	0- 0		OVERALL		0- 3	0- 0		18- 5	
9- 2	0- 0	0- 0		HOME		0- 1	0- 0		9- 1	
8- 5	0- 0	0- 0		AWAY		0- 2	0- 0		8- 3	
1- 1	0- 0	0- 0		NEUTRAL		0- 0	0- 0		1- 1	
10- 2	0- 0	0- 0		NON-CONFERENCE		0- 1	0- 0		10- 1	
5- 0	0- 0	0- 0		HOME		0- 0	0- 0		5- 0	
4- 1	0- 0	0- 0		AWAY		0- 1	0- 0		4- 0	
1- 1	0- 0	0- 0		NEUTRAL		0- 0	0- 0		1- 1	
8- 6	0- 0	0- 0		CONFERENCE		0- 2	0- 0		8- 4	
4- 2	0- 0	0- 0		HOME		0- 1	0- 0		4- 1	
4- 4	0- 0	0- 0		AWAY		0- 1	0- 0		4- 3	
0- 0	0- 0	0- 0		NEUTRAL		0- 0	0- 0		0- 0	

[illegible]

Non-Div I Games:	Bloomsburg	70	45
------------------	------------	----	----

Binghamton

Loss, Non-Conf, S Site, H Home A Away N Neutral

Average RPI Win:	227	WON-LOST	WINNING	LAST 10	STRENGTH OF	OPP. STRENGTH	TEAM	ADJ.	CONF.	ADJ CONF.
Average RPI Loss:	118	RECORD	PCT. RANK	GAMES	SCHEDULE	OF SCHEDULE	RPI	RPI	RPI	RPI
DIV. I ONLY	18- 9	72	7-3	160	157	101	101	17	17	
DIV. I NON-CONF.	6- 4	123	0	69	27	84	84	20	20	
TOTALS	RPI 1-25	RPI 26-50	W-L RECORDS	RPI 51-100	RPI 101-150	RPI 150+				
18- 9	0- 3	0- 0	OVERALL	1- 1	1- 1	16- 4				
10- 4	0- 1	0- 0	HOME	1- 1	0- 1	9- 1				
8- 5	0- 2	0- 0	AWAY	0- 0	1- 0	7- 3				
0- 0	0- 0	0- 0	NEUTRAL	0- 0	0- 0	0- 0				
6- 4	0- 3	0- 0	NON-CONFERENCE	1- 0	1- 1	4- 0				
4- 2	0- 1	0- 0	HOME	1- 0	0- 1	3- 0				
2- 2	0- 2	0- 0	AWAY	0- 0	1- 0	1- 0				
0- 0	0- 0	0- 0	NEUTRAL	0- 0	0- 0	0- 0				
12- 5	0- 0	0- 0	CONFERENCE	0- 1	0- 0	12- 4				
6- 2	0- 0	0- 0	HOME	0- 1	0- 0	6- 1				
6- 3	0- 0	0- 0	AWAY	0- 0	0- 0	6- 3				
0- 0	0- 0	0- 0	NEUTRAL	0- 0	0- 0	0- 0				

RPI 1-25				RPI 26-50				RPI 51-100				RPI 101+ Team's RPI: 101			
RPI	S	Opponent	Score	RPI	S	Opponent	Score	RPI	S	Opponent	Score	RPI	S	Opponent	Score
5	A	Louisville	82 98					73	H	Fresno St.	80 85	106	H	Washington St.	68 80
10	H	Missouri St.	69 72					80	H	BYU	66 55	122	A	UAB	83 81
17	A	TCU	65 77									161	A	San Jose St.	61 74
												161	H	San Jose St.	85 67
												194	H	Pepperdine	76 74
												199	A	Wyoming	68 73
												199	H	Wyoming	67 48
												209	A	UNLV	65 66
												214	H	Portland St.	82 57
												215	A	New Mexico	95 76
												215	H	New Mexico	83 82
												234	A	Nevada	83 72
												234	H	Nevada	54 40
												247	A	San Diego St.	69 67
												247	H	San Diego St.	86 72
												261	A	Colorado St.	72 69
												282	A	Utah St.	65 59
												282	H	Utah St.	56 58
												291	A	Air Force	74 69
												291	H	Air Force	70 61
												299	A	Eastern Wash.	63 61
												302	H	Utah Valley	77 69
LAST 10 Division I															
215	A	New Mexico	95 76	199	H	Wyoming	67 48								
161	H	San Jose St.	85 67	234	A	Nevada	83 72								
247	A	San Diego St.	69 67	161	A	San Jose St.	61 74								
291	A	Air Force	74 69	73	H	Fresno St.	80 85								
282	H	Utah St.	56 58	282	A	Utah St.	65 59								

Non-Div I Games: Lewis-Clark St. 88 34 Western Ore. 75 32

Boise St.

■ Loss,
 ■ Non-Conf, S Site,
 ■ Home
 ■ Away
 N Neutral

Average RPI Win:	167	WON-LOST	WINNING	LAST 10	STRENGTH OF	OPP. STRENGTH	TEAM	ADJ.	CONF.	ADJ CONF.
Average RPI Loss:	59	RECORD	PCT. RANK	GAMES	SCHEDULE	OF SCHEDULE	RPI	RPI	RPI	RPI
DIV. I ONLY	17- 10	88	8-2	87	52	79	79	5	5	
DIV. I NON-CONF.	7- 4	100	0	100	145	79	79	4	4	
TOTALS	RPI 1-25	RPI 26-50	W-L RECORDS	RPI 51-100	RPI 101-150	RPI 150+				
17- 10	1- 3	0- 4	OVERALL	2- 1	6- 1	8- 1				
10- 4	0- 2	0- 1	HOME	1- 1	4- 0	5- 0				
6- 5	1- 1	0- 2	AWAY	1- 0	2- 1	2- 1				
1- 1	0- 0	0- 1	NEUTRAL	0- 0	0- 0	1- 0				
7- 4	0- 1	0- 1	NON-CONFERENCE	0- 0	2- 1	5- 1				
5- 0	0- 0	0- 0	HOME	0- 0	1- 0	4- 0				
1- 3	0- 1	0- 0	AWAY	0- 0	1- 1	0- 1				
1- 1	0- 0	0- 1	NEUTRAL	0- 0	0- 0	1- 0				
10- 6	1- 2	0- 3	CONFERENCE	2- 1	4- 0	3- 0				
5- 4	0- 2	0- 1	HOME	1- 1	3- 0	1- 0				
5- 2	1- 0	0- 2	AWAY	1- 0	1- 0	2- 0				
0- 0	0- 0	0- 0	NEUTRAL	0- 0	0- 0	0- 0				

RPI 1-25				RPI 26-50				RPI 51-100				RPI 101+			
RPI	S	Opponent	Score	RPI	S	Opponent	Score	RPI	S	Opponent	Score	RPI	S	Opponent	Score
5	H	Louisville	70 81	29	A	Duke	73 85	66	A	Georgia Tech	55 48	102	H	VCU	87 52
8	A	Northwestern	63 66	38	A	Virginia Tech	49 70	98	H	Syracuse	79 89	110	H	Wake Forest	67 54
20	H	NC State	54 72	45	H	Virginia	52 69	100	H	Miami (FL)	75 64	111	H	North Carolina	93 75
25	A	Florida St.	65 56	49	N	Charlotte	68 84					114	A	Notre Dame	75 65
												114	H	Notre Dame	56 55
												126	A	Holy Cross	71 80
												135	A	Boston U.	88 57
												156	N	Tulane	89 76
												169	A	Providence	60 76
												208	H	Rhode Island	66 55
												223	A	Clemson	70 68
												235	H	UMass Lowell	89 46
												260	H	Delaware St.	109 69
												285	A	Pittsburgh	79 70
												285	H	Pittsburgh	70 59
												310	H	St. Francis Brooklyn	106 69
LAST 10 Division I															
100	H	Miami (FL)	75 64	98	H	Syracuse	79 89								
285	H	Pittsburgh	70 59	110	H	Wake Forest	67 54								
111	H	North Carolina	93 75	25	A	Florida St.	65 56								
114	H	Notre Dame	56 55	38	A	Virginia Tech	49 70								
223	A	Clemson	70 68	66	A	Georgia Tech	55 48								

Non-Div I Games:

Boston College

■ Loss,
 ■ Non-Conf,
 ■ S Site,
 ■ H Home
 ■ A Away
 N Neutral

Average RPI Win: 197	WON-LOST	WINNING	LAST 10	STRENGTH OF	OPP. STRENGTH	TEAM	ADJ.	CONF.	ADJ CONF.
Average RPI Loss: 142	RECORD	PCT. RANK	GAMES	SCHEDULE	OF SCHEDULE	RPI	RPI	RPI	RPI
DIV. I ONLY	15- 11	132	7-3	167	151	135	135	15	15
DIV. I NON-CONF.	5- 6	187	0	161	123	183	183	15	15
TOTALS	RPI 1-25	RPI 26-50	W-L RECORDS	RPI 51-100	RPI 101-150	RPI 150+			
15- 11	0- 0	0- 0	OVERALL	2- 4	3- 3	10- 4			
8- 5	0- 0	0- 0	HOME	1- 4	2- 1	5- 0			
7- 6	0- 0	0- 0	AWAY	1- 0	1- 2	5- 4			
0- 0	0- 0	0- 0	NEUTRAL	0- 0	0- 0	0- 0			
5- 6	0- 0	0- 0	NON-CONFERENCE	0- 3	1- 2	4- 1			
2- 4	0- 0	0- 0	HOME	0- 3	1- 1	1- 0			
3- 2	0- 0	0- 0	AWAY	0- 0	0- 1	3- 1			
0- 0	0- 0	0- 0	NEUTRAL	0- 0	0- 0	0- 0			
10- 5	0- 0	0- 0	CONFERENCE	2- 1	2- 1	6- 3			
6- 1	0- 0	0- 0	HOME	1- 1	1- 0	4- 0			
4- 4	0- 0	0- 0	AWAY	1- 0	1- 1	2- 3			
0- 0	0- 0	0- 0	NEUTRAL	0- 0	0- 0	0- 0			

RPI S	Opponent	Score	RPI S	Opponent	Score	RPI S	Opponent	Score	RPI S	Opponent	Score	Team's RPI: 135
						61	H Bucknell	52 48	126	A Holy Cross	62 51	
						62	H Marist	75 89	126	H Holy Cross	76 70	
						79	H Boston College	57 88	127	H Northeastern	72 56	
						89	A Colgate	60 58	133	A Lehigh	34 51	
						89	H Colgate	61 70	136	A California	62 73	
						97	H Harvard	39 66	148	H Massachusetts	45 58	
									159	A UC Davis	68 75	
									164	H Dartmouth	74 56	
									172	A Lafayette	57 59	
									172	H Lafayette	47 40	
									181	A American	54 55	
									181	H American	59 44	
									184	A Maine	62 49	
									264	A Loyola Maryland	41 39	
									264	H Loyola Maryland	44 42	
									268	A New Hampshire	78 64	
									294	A Army West Point	72 66	
									306	A Navy	41 46	
									306	H Navy	71 56	
									322	A Albany (NY)	60 58	
LAST 10 Division I												
			181	A American	54 55	61	H Bucknell	52 48				
			172	H Lafayette	47 40	264	A Loyola Maryland	41 39				
			306	H Navy	71 56	126	H Holy Cross	76 70				
			89	A Colgate	60 58	306	A Navy	41 46				
			126	A Holy Cross	62 51	89	H Colgate	61 70				

Non-Div I Games:

Boston U.

Bowling Green

Through Games Of Feb. 23, 2020

Average RPI Win:	232	WON-LOST	WINNING	LAST 10	STRENGTH OF	OPP. STRENGTH	TEAM	ADJ.	CONF.	ADJ CONF.
Average RPI Loss:	133	RECORD	PCT. RANK	GAMES	SCHEDULE	OF SCHEDULE	RPI	RPI	RPI	RPI
DIV. I ONLY	6- 18	309	1-9	126	155	263	263	10	10	
DIV. I NON-CONF.	5- 5	164	0	183	279	151	151	9	9	
TOTALS	RPI 1-25	RPI 26-50	W-L RECORDS	RPI 51-100	RPI 101-150	RPI 150+				
6- 18	0- 1	0- 2	OVERALL	0- 1	1- 7	5- 7				
3- 6	0- 0	0- 0	HOME	0- 1	1- 1	2- 4				
2- 10	0- 1	0- 2	AWAY	0- 0	0- 5	2- 2				
1- 2	0- 0	0- 0	NEUTRAL	0- 0	0- 1	1- 1				
5- 5	0- 0	0- 1	NON-CONFERENCE	0- 0	0- 3	5- 1				
2- 0	0- 0	0- 0	HOME	0- 0	0- 0	2- 0				
2- 3	0- 0	0- 1	AWAY	0- 0	0- 2	2- 0				
1- 2	0- 0	0- 0	NEUTRAL	0- 0	0- 1	1- 1				
1- 13	0- 1	0- 1	CONFERENCE	0- 1	1- 4	0- 6				
1- 6	0- 0	0- 0	HOME	0- 1	1- 1	0- 4				
0- 7	0- 1	0- 1	AWAY	0- 0	0- 3	0- 2				
0- 0	0- 0	0- 0	NEUTRAL	0- 0	0- 0	0- 0				

RPI 1-25				RPI 26-50				RPI 51-100				RPI 101+ Team's RPI: 263			
RPI	S	Opponent	Score	RPI	S	Opponent	Score	RPI	S	Opponent	Score	RPI	S	Opponent	Score
18	A	Central Mich.	75 82	41	A	Purdue	74 81	70	H	Ball St.	80 86	103	A	Kent St.	47 61
				47	A	Ohio	69 79					129	N	Green Bay	54 73
												143	A	Buffalo	59 65
												143	H	Buffalo	56 62
												147	A	Loyola Chicago	76 84
												149	A	Valparaiso	90 95
												150	A	Western Mich.	55 69
												150	H	Western Mich.	72 63
												152	H	Akron	73 76
												160	A	Eastern Mich.	61 78
												160	H	Eastern Mich.	58 70
												173	A	Toledo	72 79
												178	H	Northern Ill.	87 92
												198	H	Miami (OH)	59 80
												202	H	Cleveland St.	89 62
												228	A	Marshall	82 69
												231	N	San Francisco	56 64
												236	A	Milwaukee	63 51
												280	H	Morehead St.	79 65
												295	N	California Baptist	98 60
LAST 10 Division I															
143	H	Buffalo	56 62	103	A	Kent St.	47 61								
150	A	Western Mich.	55 69	198	H	Miami (OH)	59 80								
18	A	Central Mich.	75 82	47	A	Ohio	69 79								
160	H	Eastern Mich.	58 70	150	H	Western Mich.	72 63								
178	H	Northern Ill.	87 92	173	A	Toledo	72 79								

Non-Div I Games: Davis & Elkins 91 52 Notre Dame (OH) 88 54

Bowling Green

Loss, Non-Conf, S Site, H Home A Away N Neutral

Average RPI Win:	177	WON-LOST	WINNING	LAST 10	STRENGTH OF	OPP. STRENGTH	TEAM	ADJ.	CONF.	ADJ CONF.
Average RPI Loss:	58	RECORD	PCT. RANK	GAMES	SCHEDULE	OF SCHEDULE	RPI	RPI	RPI	RPI
DIV. I ONLY	18- 6	42	6-4	104	102	36	36	8	8	
DIV. I NON-CONF.	8- 2	51	0	263	144	87	87	7	7	
TOTALS	RPI 1-25	RPI 26-50	W-L RECORDS	RPI 51-100	RPI 101-150	RPI 150+				
18- 6	0- 1	1- 2	OVERALL	3- 2	5- 1	9- 0				
10- 0	0- 0	1- 0	HOME	2- 0	2- 0	5- 0				
5- 5	0- 1	0- 2	AWAY	1- 2	2- 0	2- 0				
3- 1	0- 0	0- 0	NEUTRAL	0- 0	1- 1	2- 0				
8- 2	0- 0	0- 1	NON-CONFERENCE	0- 0	1- 1	7- 0				
3- 0	0- 0	0- 0	HOME	0- 0	0- 0	3- 0				
2- 1	0- 0	0- 1	AWAY	0- 0	0- 0	2- 0				
3- 1	0- 0	0- 0	NEUTRAL	0- 0	1- 1	2- 0				
10- 4	0- 1	1- 1	CONFERENCE	3- 2	4- 0	2- 0				
7- 0	0- 0	1- 0	HOME	2- 0	2- 0	2- 0				
3- 4	0- 1	0- 1	AWAY	1- 2	2- 0	0- 0				
0- 0	0- 0	0- 0	NEUTRAL	0- 0	0- 0	0- 0				

RPI 1-25				RPI 26-50				Team's RPI: 36				RPI 51-100				RPI 101+			
RPI	S	Opponent	Score	RPI	S	Opponent	Score	RPI	S	Opponent	Score	RPI	S	Opponent	Score	RPI	S	Opponent	Score
10	A	Missouri St.	56 90	27	A	Drake	72 85	75	A	UNI	57 64	104	N	Liberty	63 75				
				27	H	Drake	77 76	75	H	UNI	61 47	112	N	Richmond	61 57				
				30	A	Michigan	57 77	86	A	Illinois St.	66 62	147	A	Loyola Chicago	60 47				
								86	H	Illinois St.	76 61	147	H	Loyola Chicago	71 50				
								99	A	Southern Ill.	50 64	149	A	Valparaiso	75 61				
												149	H	Valparaiso	90 69				
												155	H	Jackson St.	78 69				
												192	A	Western Ill.	84 49				
												198	H	Miami (OH)	79 68				
												230	N	George Mason	61 59				
												269	H	North Dakota St.	70 64				
												274	H	Indiana St.	91 75				
												278	A	Oakland	74 58				
												299	N	Eastern Wash.	66 46				
												320	H	Evansville	82 51				
LAST 10 Division I																			
75	A	UNI	57 64	99	A	Southern Ill.	50 64												
27	A	Drake	72 85	10	A	Missouri St.	56 90												
147	H	Loyola Chicago	71 50	27	H	Drake	77 76												
149	H	Valparaiso	90 69	75	H	UNI	61 47												
86	A	Illinois St.	66 62	149	A	Valparaiso	75 61												

Non-Div I Games: Eureka 101 39

Bradley

Average RPI Win: 252	WON-LOST	WINNING	LAST 10	STRENGTH OF	OPP. STRENGTH	TEAM	ADJ.	CONF.	ADJ CONF.
Average RPI Loss: 137	RECORD	PCT. RANK	GAMES	SCHEDULE	OF SCHEDULE	RPI	RPI	RPI	RPI
DIV. I ONLY	8- 15	261	2-8	157	201	220	220	7	7
DIV. I NON-CONF.	6- 7	182	0	293	335	241	241	8	8
TOTALS	RPI 1-25	RPI 26-50	W-L RECORDS	RPI 51-100	RPI 101-150	RPI 150+			
8- 15	0- 1	0- 0	OVERALL	0- 5	0- 4	8- 5			
2- 7	0- 1	0- 0	HOME	0- 2	0- 2	2- 2			
6- 7	0- 0	0- 0	AWAY	0- 3	0- 2	6- 2			
0- 1	0- 0	0- 0	NEUTRAL	0- 0	0- 0	0- 1			
6- 7	0- 0	0- 0	NON-CONFERENCE	0- 1	0- 2	6- 4			
1- 3	0- 0	0- 0	HOME	0- 0	0- 1	1- 2			
5- 3	0- 0	0- 0	AWAY	0- 1	0- 1	5- 1			
0- 1	0- 0	0- 0	NEUTRAL	0- 0	0- 0	0- 1			
2- 8	0- 1	0- 0	CONFERENCE	0- 4	0- 2	2- 1			
1- 4	0- 1	0- 0	HOME	0- 2	0- 1	1- 0			
1- 4	0- 0	0- 0	AWAY	0- 2	0- 1	1- 1			
0- 0	0- 0	0- 0	NEUTRAL	0- 0	0- 0	0- 0			

RPI S	Opponent	Score	RPI S	Opponent	Score	RPI S	Opponent	Score	RPI S	Opponent	Score	Team's RPI: 220
14	H Princeton	48 85				54	H Penn	73 85	125	A Columbia	60 74	
						67	A Yale	72 79	125	H Columbia	66 76	
						67	H Yale	40 73	126	H Holy Cross	71 83	
						69	A South Fla.	60 70	148	A Massachusetts	42 95	
						97	A Harvard	53 68	164	A Dartmouth	83 71	
									182	A Cornell	63 74	
									182	H Cornell	77 73	
									183	H Merrimack	57 72	
									184	H Maine	76 70	
									208	N Rhode Island	44 89	
									239	A Fairfield	58 44	
									259	A Longwood	76 86	
									268	A New Hampshire	76 68	
									304	A FIU	72 57	
									324	A Bryant	56 50	
									324	H Bryant	44 45	
									349	A Central Conn. St.	83 73	
LAST 10 Division I												
182	H Cornell	77 73	164	A Dartmouth	83 71							
125	H Columbia	66 76	125	A Columbia	60 74							
14	H Princeton	48 85	182	A Cornell	63 74							
54	H Penn	73 85	67	H Yale	40 73							
97	A Harvard	53 68	67	A Yale	72 79							

Non-Div I Games:

Brown

B
r
y
a
n
t

B
r
y
a
n
t

Bryant

Page 32

Average RPI Win: 203	WON-LOST	WINNING	LAST 10	STRENGTH OF	OPP. STRENGTH	TEAM	ADJ.	CONF.	ADJ CONF.
Average RPI Loss: 131	RECORD	PCT. RANK	GAMES	SCHEDULE	OF SCHEDULE	RPI	RPI	RPI	RPI
DIV. I ONLY	20- 6	35	8-2	177	163	61	61	15	15
DIV. I NON-CONF.	7- 4	100	0	126	180	90	90	15	15
TOTALS	RPI 1-25	RPI 26-50	W-L RECORDS	RPI 51-100	RPI 101-150	RPI 150+			
20- 6	0- 0	1- 1	OVERALL	2- 2	4- 1	13- 2			
11- 1	0- 0	1- 0	HOME	1- 1	2- 0	7- 0			
7- 5	0- 0	0- 1	AWAY	0- 1	2- 1	5- 2			
2- 0	0- 0	0- 0	NEUTRAL	1- 0	0- 0	1- 0			
7- 4	0- 0	1- 1	NON-CONFERENCE	1- 2	0- 0	5- 1			
3- 1	0- 0	1- 0	HOME	0- 1	0- 0	2- 0			
2- 3	0- 0	0- 1	AWAY	0- 1	0- 0	2- 1			
2- 0	0- 0	0- 0	NEUTRAL	1- 0	0- 0	1- 0			
13- 2	0- 0	0- 0	CONFERENCE	1- 0	4- 1	8- 1			
8- 0	0- 0	0- 0	HOME	1- 0	2- 0	5- 0			
5- 2	0- 0	0- 0	AWAY	0- 0	2- 1	3- 1			
0- 0	0- 0	0- 0	NEUTRAL	0- 0	0- 0	0- 0			

RPI S	Opponent	Score	RPI S	Opponent	Score	RPI S	Opponent	Score	RPI S	Opponent	Score
43	H Drexel	60 49	45	A Virginia	60 84	60	A Stony Brook	73 78	126	A Holy Cross	51 40
						77	N Cincinnati	56 48	126	H Holy Cross	63 45
						89	H Colgate	66 43	133	A Lehigh	71 50
						91	H Temple	61 72	133	H Lehigh	67 56
									135	A Boston U.	48 52
									172	H Lafayette	50 36
									181	A American	60 57
									181	H American	68 43
									189	A Quinnipiac	69 76
									230	A George Mason	64 51
									241	N Howard	70 60
									264	A Loyola Maryland	50 60
									264	H Loyola Maryland	66 42
									276	A Saint Francis (PA)	70 46
									293	H St. Bonaventure	68 60
									294	A Army West Point	63 52
									294	H Army West Point	77 46
									300	H Monmouth	71 37
									306	A Navy	61 34
									306	H Navy	75 65
LAST 10 Division I											
133	H Lehigh	67 56	135	A Boston U.	48 52						
126	H Holy Cross	63 45	294	H Army West Point	77 46						
181	A American	60 57	264	A Loyola Maryland	50 60						
306	H Navy	75 65	89	H Colgate	66 43						
264	H Loyola Maryland	66 42	133	A Lehigh	71 50						

Non-Div I Games:

Bucknell

Buffalo

Through Games Of Feb. 23, 2020

Average RPI Win:	201	WON-LOST	WINNING	LAST 10	STRENGTH OF	OPP. STRENGTH	TEAM	ADJ.	CONF.	ADJ CONF.
Average RPI Loss:	109	RECORD	PCT. RANK	GAMES	SCHEDULE	OF SCHEDULE	RPI	RPI	RPI	RPI
DIV. I ONLY	14- 11	143	3-7	168	121	143	143	10	10	
DIV. I NON-CONF.	9- 2	37	0	200	196	54	54	9	9	
TOTALS	RPI 1-25	RPI 26-50	W-L RECORDS	RPI 51-100	RPI 101-150	RPI 150+				
14- 11	0- 2	1- 1	OVERALL	1- 2	2- 1	10- 5				
7- 5	0- 1	0- 1	HOME	1- 1	1- 0	5- 2				
5- 6	0- 1	0- 0	AWAY	0- 1	1- 1	4- 3				
2- 0	0- 0	1- 0	NEUTRAL	0- 0	0- 0	1- 0				
9- 2	0- 1	1- 0	NON-CONFERENCE	1- 0	1- 0	6- 1				
5- 0	0- 0	0- 0	HOME	1- 0	1- 0	3- 0				
2- 2	0- 1	0- 0	AWAY	0- 0	0- 0	2- 1				
2- 0	0- 0	1- 0	NEUTRAL	0- 0	0- 0	1- 0				
5- 9	0- 1	0- 1	CONFERENCE	0- 2	1- 1	4- 4				
2- 5	0- 1	0- 1	HOME	0- 1	0- 0	2- 2				
3- 4	0- 0	0- 0	AWAY	0- 1	1- 1	2- 2				
0- 0	0- 0	0- 0	NEUTRAL	0- 0	0- 0	0- 0				

RPI 1-25				RPI 26-50				RPI 51-100				RPI 101+ Team's RPI: 143			
RPI	S	Opponent	Score	RPI	S	Opponent	Score	RPI	S	Opponent	Score	RPI	S	Opponent	Score
7	A	Stanford	69 88	43	N	Drexel	63 59	53	H	Dayton	67 59	103	A	Kent St.	57 44
18	H	Central Mich.	93 98	47	H	Ohio	65 76	70	A	Ball St.	65 69	125	H	Columbia	82 75
								70	H	Ball St.	58 69	150	A	Western Mich.	62 74
												152	H	Akron	63 69
												160	H	Eastern Mich.	66 63
												161	A	San Jose St.	88 95
												164	H	Dartmouth	73 49
												173	A	Toledo	59 71
												173	H	Toledo	62 78
												178	A	Northern Ill.	63 64
												181	N	American	73 55
												198	A	Miami (OH)	86 72
												263	A	Bowling Green	62 56
												263	H	Bowling Green	65 59
												277	A	Niagara	81 67
												293	A	St. Bonaventure	46 36
												340	H	Canisius	71 55
												349	H	Central Conn. St.	61 56
LAST 10 Division I															
263	A	Bowling Green	62 56	178	A	Northern Ill.	63 64								
152	H	Akron	63 69	18	H	Central Mich.	93 98								
70	H	Ball St.	58 69	103	A	Kent St.	57 44								
150	A	Western Mich.	62 74	70	A	Ball St.	65 69								
173	H	Toledo	62 78	160	H	Eastern Mich.	66 63								

Non-Div I Games:

Buffalo

■ Loss,
■ Non-Conf,
■ S Site,
■ H Home
■ A Away
N Neutral

Butler

Through Games Of Feb. 23, 2020

Average RPI Win:	172	WON-LOST	WINNING	LAST 10	STRENGTH OF	OPP. STRENGTH	TEAM	ADJ.	CONF.	ADJ CONF.
Average RPI Loss:	48	RECORD	PCT. RANK	GAMES	SCHEDULE	OF SCHEDULE	RPI	RPI	RPI	RPI
DIV. I ONLY	19- 8	56	7-3	128	71	88	88	6	6	
DIV. I NON-CONF.	8- 3	68	0	192	109	115	115	6	6	
TOTALS	RPI 1-25	RPI 26-50	W-L RECORDS	RPI 51-100	RPI 101-150	RPI 150+				
19- 8	0- 3	4- 1	OVERALL	3- 4	0- 0	12- 0				
13- 4	0- 2	2- 0	HOME	2- 2	0- 0	9- 0				
5- 3	0- 1	1- 1	AWAY	1- 1	0- 0	3- 0				
1- 1	0- 0	1- 0	NEUTRAL	0- 1	0- 0	0- 0				
8- 3	0- 1	1- 0	NON-CONFERENCE	1- 2	0- 0	6- 0				
7- 1	0- 1	0- 0	HOME	1- 0	0- 0	6- 0				
0- 1	0- 0	0- 0	AWAY	0- 1	0- 0	0- 0				
1- 1	0- 0	1- 0	NEUTRAL	0- 1	0- 0	0- 0				
11- 5	0- 2	3- 1	CONFERENCE	2- 2	0- 0	6- 0				
6- 3	0- 1	2- 0	HOME	1- 2	0- 0	3- 0				
5- 2	0- 1	1- 1	AWAY	1- 0	0- 0	3- 0				
0- 0	0- 0	0- 0	NEUTRAL	0- 0	0- 0	0- 0				

RPI 1-25				RPI 26-50				RPI 51-100 Team's RPI: 88				RPI 101+			
RPI	S	Opponent	Score	RPI	S	Opponent	Score	RPI	S	Opponent	Score	RPI	S	Opponent	Score
19	H	Indiana	53 64	37	A	Marquette	54 76	63	H	St. John's (NY)	42 67	152	H	Akron	76 55
22	A	DePaul	60 89	37	H	Marquette	61 55	64	H	IUPUI	64 61	169	A	Providence	50 47
22	H	DePaul	65 80	42	A	Creighton	73 67	70	A	Ball St.	70 74	169	H	Providence	51 42
				42	H	Creighton	76 61	71	N	Georgia	36 69	186	H	High Point	74 52
				47	N	Ohio	60 55	72	A	Villanova	58 41	240	A	Georgetown	47 46
								72	H	Villanova	63 61	240	H	Georgetown	60 42
								76	H	Seton Hall	62 67	252	A	Xavier	78 70
												252	H	Xavier	63 61
												281	H	Wagner	74 58
												284	H	Eastern Ky.	73 41
												332	H	Detroit Mercy	82 60
												335	H	Purdue Fort Wayne	85 58
LAST 10 Division I															
169	H	Providence	51 42	240	H	Georgetown	60 42								
42	H	Creighton	76 61	252	H	Xavier	63 61								
37	A	Marquette	54 76	42	A	Creighton	73 67								
22	A	DePaul	60 89	169	A	Providence	50 47								
72	H	Villanova	63 61	22	H	DePaul	65 80								

Non-Div I Games:

Butler

■ Loss,
 ■ Non-Conf,
 ■ S Site,
 ■ H Home
 ■ A Away
 N Neutral

CSU Bakersfield

Through Games Of Feb. 23, 2020

Average RPI Win:	259	WON-LOST	WINNING	LAST 10	STRENGTH OF	OPP. STRENGTH	TEAM	ADJ.	CONF.	ADJ CONF.
Average RPI Loss:	216	RECORD	PCT. RANK	GAMES	SCHEDULE	OF SCHEDULE	RPI	RPI	RPI	RPI
DIV. I ONLY	12- 11	163	4-6	291	315	233	233	31	31	
DIV. I NON-CONF.	5- 5	164	0	121	172	142	142	32	32	
TOTALS	RPI 1-25	RPI 26-50	W-L RECORDS	RPI 51-100	RPI 101-150	RPI 150+				
12- 11	0- 2	0- 0	OVERALL	0- 0	1- 1	11- 8				
8- 4	0- 0	0- 0	HOME	0- 0	1- 0	7- 4				
4- 7	0- 2	0- 0	AWAY	0- 0	0- 1	4- 4				
0- 0	0- 0	0- 0	NEUTRAL	0- 0	0- 0	0- 0				
5- 5	0- 2	0- 0	NON-CONFERENCE	0- 0	1- 1	4- 2				
5- 0	0- 0	0- 0	HOME	0- 0	1- 0	4- 0				
0- 5	0- 2	0- 0	AWAY	0- 0	0- 1	0- 2				
0- 0	0- 0	0- 0	NEUTRAL	0- 0	0- 0	0- 0				
7- 6	0- 0	0- 0	CONFERENCE	0- 0	0- 0	7- 6				
3- 4	0- 0	0- 0	HOME	0- 0	0- 0	3- 4				
4- 2	0- 0	0- 0	AWAY	0- 0	0- 0	4- 2				
0- 0	0- 0	0- 0	NEUTRAL	0- 0	0- 0	0- 0				

RPI 1-25				RPI 26-50			RPI 51-100			RPI 101+			Team's RPI: 233
RPI	S	Opponent	Score	RPI	S	Opponent	Score	RPI	S	Opponent	Score		
12	A	Gonzaga	48 92							115	H	Pacific	80 70
16	A	Oregon St.	50 69							123	A	Washington	49 80
										154	A	Wright St.	60 65
										161	H	San Jose St.	75 71
										210	A	UMKC	43 58
										210	H	UMKC	70 60
										226	A	Grand Canyon	59 54
										256	H	UC Santa Barbara	66 62
										257	H	North Texas	61 52
										295	A	California Baptist	66 61
										295	H	California Baptist	53 55
										301	A	UC Riverside	52 53
										302	A	Utah Valley	55 53
										302	H	Utah Valley	56 63
										303	A	Seattle U	57 63
										303	H	Seattle U	55 43
										314	H	N.C. Central	80 71
										315	H	UTRGV	52 66
										319	H	New Mexico St.	60 59
										348	A	Chicago St.	58 51
										348	H	Chicago St.	58 60
LAST 10 Division I													
				303	H	Seattle U	55 43			315	H	UTRGV	52 66
				302	H	Utah Valley	56 63			319	H	New Mexico St.	60 59
				210	A	UMKC	43 58			303	A	Seattle U	57 63
				348	A	Chicago St.	58 51			302	A	Utah Valley	55 53
				295	H	California Baptist	53 55			348	H	Chicago St.	58 60

Non-Div I Games: Westcliff 100 44 Fresno Pacific 95 64 Cal St. Dom. Hills 83 74

CSU Bakersfield

Loss, Non-Conf, S Site, H Home A Away N Neutral

Average RPI Win: 243	WON-LOST	WINNING	LAST 10	STRENGTH OF	OPP. STRENGTH	TEAM	ADJ.	CONF.	ADJ CONF.
Average RPI Loss: 193	RECORD	PCT. RANK	GAMES	SCHEDULE	OF SCHEDULE	RPI	RPI	RPI	RPI
DIV. I ONLY	9- 16	254	3-7	293	181	283	283	28	28
DIV. I NON-CONF.	4- 9	250	0	280	28	272	272	26	26
TOTALS	RPI 1-25	RPI 26-50	W-L RECORDS	RPI 51-100	RPI 101-150	RPI 150+			
9- 16	0- 1	0- 1	OVERALL	0- 1	1- 2	8- 11			
4- 7	0- 1	0- 1	HOME	0- 1	1- 0	3- 4			
4- 8	0- 0	0- 0	AWAY	0- 0	0- 2	4- 6			
1- 1	0- 0	0- 0	NEUTRAL	0- 0	0- 0	1- 1			
4- 9	0- 1	0- 1	NON-CONFERENCE	0- 1	1- 2	3- 4			
1- 4	0- 1	0- 1	HOME	0- 1	1- 0	0- 1			
2- 4	0- 0	0- 0	AWAY	0- 0	0- 2	2- 2			
1- 1	0- 0	0- 0	NEUTRAL	0- 0	0- 0	1- 1			
5- 7	0- 0	0- 0	CONFERENCE	0- 0	0- 0	5- 7			
3- 3	0- 0	0- 0	HOME	0- 0	0- 0	3- 3			
2- 4	0- 0	0- 0	AWAY	0- 0	0- 0	2- 4			
0- 0	0- 0	0- 0	NEUTRAL	0- 0	0- 0	0- 0			

RPI 1-25				RPI 26-50				RPI 51-100				RPI 101+ Team's RPI: 283			
RPI	S	Opponent	Score	RPI	S	Opponent	Score	RPI	S	Opponent	Score	RPI	S	Opponent	Score
11	H	UCLA	44 58	45	H	Virginia	47 72	83	H	Southern California	53 69	106	A	Washington St.	61 71
												116	A	San Diego	40 59
												138	H	Portland	73 64
												159	A	UC Davis	39 61
												197	A	Hawaii	66 70
												197	H	Hawaii	58 54
												204	H	Santa Clara	55 76
												219	N	SMU	58 68
												229	A	Cal St. Fullerton	57 50
												229	H	Cal St. Fullerton	63 57
												231	A	San Francisco	61 79
												247	A	San Diego St.	74 69
												256	A	UC Santa Barbara	60 65
												256	H	UC Santa Barbara	55 65
												274	N	Indiana St.	67 59
												288	A	Long Beach St.	52 60
												289	A	UC Irvine	56 51
												289	H	UC Irvine	70 62
												292	A	LMU (CA)	56 54
												295	A	California Baptist	56 64
												301	H	UC Riverside	62 67
												313	H	Cal Poly	41 52
LAST 10 Division I															
				229	A	Cal St. Fullerton	57 50					313	H	Cal Poly	41 52
				256	A	UC Santa Barbara	60 65					159	A	UC Davis	39 61
				256	H	UC Santa Barbara	55 65					289	A	UC Irvine	56 51
				197	A	Hawaii	66 70					288	A	Long Beach St.	52 60
				301	H	UC Riverside	62 67					229	H	Cal St. Fullerton	63 57

Non-Div I Games: Hope Int'l 77 54

CSUN

■ Loss,
 ■ Non-Conf,
 ■ S Site,
 ■ Home
 ■ Away
 N Neutral

Average RPI Win: 292	WON-LOST	WINNING	LAST 10	STRENGTH OF	OPP. STRENGTH	TEAM	ADJ.	CONF.	ADJ CONF.
Average RPI Loss: 198	RECORD	PCT. RANK	GAMES	SCHEDULE	OF SCHEDULE	RPI	RPI	RPI	RPI
DIV. I ONLY	6- 17	301	4-6	255	310	313	313	28	28
DIV. I NON-CONF.	2- 8	295	0	169	241	307	307	26	26
TOTALS	RPI 1-25	RPI 26-50	W-L RECORDS	RPI 51-100	RPI 101-150	RPI 150+			
6- 17	0- 0	0- 2	OVERALL	0- 1	0- 0	6- 14			
4- 7	0- 0	0- 1	HOME	0- 1	0- 0	4- 5			
2- 10	0- 0	0- 1	AWAY	0- 0	0- 0	2- 9			
0- 0	0- 0	0- 0	NEUTRAL	0- 0	0- 0	0- 0			
2- 8	0- 0	0- 2	NON-CONFERENCE	0- 1	0- 0	2- 5			
2- 3	0- 0	0- 1	HOME	0- 1	0- 0	2- 1			
0- 5	0- 0	0- 1	AWAY	0- 0	0- 0	0- 4			
0- 0	0- 0	0- 0	NEUTRAL	0- 0	0- 0	0- 0			
4- 9	0- 0	0- 0	CONFERENCE	0- 0	0- 0	4- 9			
2- 4	0- 0	0- 0	HOME	0- 0	0- 0	2- 4			
2- 5	0- 0	0- 0	AWAY	0- 0	0- 0	2- 5			
0- 0	0- 0	0- 0	NEUTRAL	0- 0	0- 0	0- 0			

RPI S	Opponent	Score	RPI S	Opponent	Score	RPI S	Opponent	Score	RPI S	Opponent	Score	Team's RPI: 313
26	H Old Dominion	55 61	73	H Fresno St.	52 79	159	A UC Davis	58 71				
28	A Arizona St.	41 66				159	H UC Davis	36 42				
						166	A Saint Mary's (CA)	67 84				
						194	A Pepperdine	53 63				
						197	H Hawaii	46 59				
						229	A Cal St. Fullerton	64 65				
						229	H Cal St. Fullerton	60 67				
						234	A Nevada	40 71				
						245	A Denver	66 96				
						256	A UC Santa Barbara	50 52				
						270	H Lamar University	57 56				
						283	A CSUN	52 41				
						288	A Long Beach St.	69 72				
						288	H Long Beach St.	61 41				
						289	A UC Irvine	51 54				
						289	H UC Irvine	57 68				
						301	A UC Riverside	62 52				
						301	H UC Riverside	75 70				
						303	H Seattle U	49 72				
						307	H Sacramento St.	62 43				
LAST 10 Division I												
289	A UC Irvine	51 54	197	H Hawaii	46 59							
301	A UC Riverside	62 52	283	A CSUN	52 41							
229	H Cal St. Fullerton	60 67	229	A Cal St. Fullerton	64 65							
159	A UC Davis	58 71	159	H UC Davis	36 42							
288	H Long Beach St.	61 41	301	H UC Riverside	75 70							

Non-Div I Games: Holy Names 100 35

Cal Poly

■ Loss,
 ■ Non-Conf,
 ■ S Site,
 ■ H Home
 ■ A Away
 N Neutral

[illegible]

Non-Div I Games:

California

Through Games Of Feb. 23, 2020

Average RPI Win:	198	WON-LOST	WINNING	LAST 10	STRENGTH OF	OPP. STRENGTH	TEAM	ADJ.	CONF.	ADJ CONF.
Average RPI Loss:	51	RECORD	PCT. RANK	GAMES	SCHEDULE	OF SCHEDULE	RPI	RPI	RPI	RPI
DIV. I ONLY	10- 17	252	2-8	18	25	136	136	1	1	
DIV. I NON-CONF.	8- 3	68	0	78	212	62	62	2	2	
TOTALS	RPI 1-25	RPI 26-50	W-L RECORDS	RPI 51-100	RPI 101-150	RPI 150+				
10- 17	0- 9	1- 0	OVERALL	0- 4	3- 4	6- 0				
7- 10	0- 5	1- 0	HOME	0- 2	1- 3	5- 0				
3- 7	0- 4	0- 0	AWAY	0- 2	2- 1	1- 0				
0- 0	0- 0	0- 0	NEUTRAL	0- 0	0- 0	0- 0				
8- 3	0- 2	1- 0	NON-CONFERENCE	0- 1	1- 0	6- 0				
7- 1	0- 1	1- 0	HOME	0- 0	1- 0	5- 0				
1- 2	0- 1	0- 0	AWAY	0- 1	0- 0	1- 0				
0- 0	0- 0	0- 0	NEUTRAL	0- 0	0- 0	0- 0				
2- 14	0- 7	0- 0	CONFERENCE	0- 3	2- 4	0- 0				
0- 9	0- 4	0- 0	HOME	0- 2	0- 3	0- 0				
2- 5	0- 3	0- 0	AWAY	0- 1	2- 1	0- 0				
0- 0	0- 0	0- 0	NEUTRAL	0- 0	0- 0	0- 0				

RPI S	Opponent	Score	RPI S	Opponent	Score	RPI S	Opponent	Score	RPI S	Opponent	Score	Team's RPI: 136
2	A Oregon	55 105	35	H Arkansas	84 80	74	A Colorado	57 64	106	A Washington St.	66 92	
2	H Oregon	61 93				74	H Colorado	50 62	106	H Washington St.	75 96	
6	A UConn	61 72				83	H Southern California	67 75	107	A Utah	88 74	
7	A Stanford	40 73				97	A Harvard	53 56	107	H Utah	62 71	
7	H Stanford	65 79							123	A Washington	81 74	
11	H UCLA	70 74							123	H Washington	64 67	
16	A Oregon St.	44 81							135	H Boston U.	73 62	
16	H Oregon St.	63 76							204	H Santa Clara	69 65	
23	H Kentucky	61 63							226	H Grand Canyon	72 53	
									247	A San Diego St.	74 48	
									288	H Long Beach St.	68 45	
									301	H UC Riverside	84 61	
									314	H N.C. Central	90 69	
LAST 10 Division I												
16	H Oregon St.	63 76	83	H Southern California	67 75							
2	H Oregon	61 93	123	A Washington	81 74							
107	A Utah	88 74	106	A Washington St.	66 92							
74	A Colorado	57 64	74	H Colorado	50 62							
11	H UCLA	70 74	107	H Utah	62 71							

Non-Div I Games:

California

Loss, Non-Conf, S Site, H Home A Away N Neutral

Average RPI Win: 265		WON-LOST	WINNING	LAST 10	STRENGTH OF	OPP. STRENGTH	TEAM	ADJ.	CONF.	ADJ CONF.
Average RPI Loss: 234		RECORD	PCT. RANK	GAMES	SCHEDULE	OF SCHEDULE	RPI	RPI	RPI	RPI
DIV. I ONLY		10- 14	225	4-6	299	342	295	295	31	31
DIV. I NON-CONF.		6- 6	164	0	218	327	226	226	32	32
TOTALS	RPI 1-25	RPI 26-50		W-L RECORDS	RPI 51-100		RPI 101-150		RPI 150+	
10- 14	0- 1	0- 0		OVERALL	0- 0		0- 0		10- 13	
7- 5	0- 0	0- 0		HOME	0- 0		0- 0		7- 5	
3- 6	0- 0	0- 0		AWAY	0- 0		0- 0		3- 6	
0- 3	0- 1	0- 0		NEUTRAL	0- 0		0- 0		0- 2	
6- 6	0- 1	0- 0		NON-CONFERENCE	0- 0		0- 0		6- 5	
5- 1	0- 0	0- 0		HOME	0- 0		0- 0		5- 1	
1- 2	0- 0	0- 0		AWAY	0- 0		0- 0		1- 2	
0- 3	0- 1	0- 0		NEUTRAL	0- 0		0- 0		0- 2	
4- 8	0- 0	0- 0		CONFERENCE	0- 0		0- 0		4- 8	
2- 4	0- 0	0- 0		HOME	0- 0		0- 0		2- 4	
2- 4	0- 0	0- 0		AWAY	0- 0		0- 0		2- 4	
0- 0	0- 0	0- 0		NEUTRAL	0- 0		0- 0		0- 0	

[illegible]

Non-Div I Games:	Ottawa (AZ)	103	75	Westcliff	108	43	LIFE Pacific	93	48
------------------	-------------	-----	----	-----------	-----	----	--------------	----	----

California Baptist

■ Loss, ■ Non-Conf, S Site, H Home A Away N Neutral

Average RPI Win: 247	WON-LOST	WINNING	LAST 10	STRENGTH OF	OPP. STRENGTH	TEAM	ADJ.	CONF.	ADJ CONF.
Average RPI Loss: 203	RECORD	PCT. RANK	GAMES	SCHEDULE	OF SCHEDULE	RPI	RPI	RPI	RPI
DIV. I ONLY	17- 6	46	9-1	275	321	108	108	25	25
DIV. I NON-CONF.	3- 4	201	0	283	288	222	222	27	27
TOTALS	RPI 1-25	RPI 26-50	W-L RECORDS	RPI 51-100	RPI 101-150	RPI 150+			
17- 6	0- 0	0- 1	OVERALL	0- 0	2- 1	15- 4			
9- 1	0- 0	0- 0	HOME	0- 0	1- 0	8- 1			
8- 5	0- 0	0- 1	AWAY	0- 0	1- 1	7- 3			
0- 0	0- 0	0- 0	NEUTRAL	0- 0	0- 0	0- 0			
3- 4	0- 0	0- 1	NON-CONFERENCE	0- 0	1- 1	2- 2			
2- 0	0- 0	0- 0	HOME	0- 0	1- 0	1- 0			
1- 4	0- 0	0- 1	AWAY	0- 0	0- 1	1- 2			
0- 0	0- 0	0- 0	NEUTRAL	0- 0	0- 0	0- 0			
14- 2	0- 0	0- 0	CONFERENCE	0- 0	1- 0	13- 2			
7- 1	0- 0	0- 0	HOME	0- 0	0- 0	7- 1			
7- 1	0- 0	0- 0	AWAY	0- 0	1- 0	6- 1			
0- 0	0- 0	0- 0	NEUTRAL	0- 0	0- 0	0- 0			

RPI 1-25			RPI 26-50			RPI 51-100			RPI 101+ Team's RPI: 108		
RPI	S	Opponent	Score	RPI	S	Opponent	Score	RPI	S	Opponent	Score
				26	A	Old Dominion	44 59				
								110	A	Wake Forest	46 74
								132	H	UNC Greensboro	72 64
								142	A	Hampton	68 31
								186	A	High Point	68 66
								186	H	High Point	73 36
								193	H	Gardner-Webb	48 44
								200	A	Radford	43 32
								200	H	Radford	42 48
								216	H	Kennesaw St.	63 51
								249	A	UNC Asheville	52 60
								249	H	UNC Asheville	59 52
								259	A	Longwood	70 55
								259	H	Longwood	81 76
								271	A	Winthrop	61 58
								271	H	Winthrop	63 47
								305	A	Presbyterian	53 47
								314	A	N.C. Central	64 67
								318	A	Hofstra	55 58
								328	A	USC Upstate	80 72
								328	H	USC Upstate	50 38
								338	A	Western Caro.	61 40
								344	H	Charleston So.	61 36
LAST 10 Division I											
259	H	Longwood	81 76	328	A	USC Upstate	80 72				
271	A	Winthrop	61 58	200	A	Radford	43 32				
200	H	Radford	42 48	344	H	Charleston So.	61 36				
186	A	High Point	68 66	305	A	Presbyterian	53 47				
249	H	UNC Asheville	59 52	271	H	Winthrop	63 47				

Non-Div I Games: St. Andrews 122 56 Bluefield Col. 65 41

Campbell

■ Loss,
 ■ Non-Conf, S Site,
 ■ Home
 ■ Away
 N Neutral

C
a
n
i
s
i
u
s

C
a
n
i
s
i
u
s

Canisius

Page 43

Central Ark.

Through Games Of Feb. 23, 2020

Average RPI Win:	286	WON-LOST	WINNING	LAST 10	STRENGTH OF	OPP. STRENGTH	TEAM	ADJ.	CONF.	ADJ CONF.
Average RPI Loss:	142	RECORD	PCT. RANK	GAMES	SCHEDULE	OF SCHEDULE	RPI	RPI	RPI	RPI
DIV. I ONLY	8- 15	261	4-6	181	279	242	242	23	23	
DIV. I NON-CONF.	1- 5	313	0	49	118	230	230	24	24	
TOTALS	RPI 1-25	RPI 26-50	W-L RECORDS	RPI 51-100	RPI 101-150	RPI 150+				
8- 15	0- 1	0- 0	OVERALL	0- 4	0- 1	8- 9				
4- 5	0- 0	0- 0	HOME	0- 1	0- 1	4- 3				
4- 10	0- 1	0- 0	AWAY	0- 3	0- 0	4- 6				
0- 0	0- 0	0- 0	NEUTRAL	0- 0	0- 0	0- 0				
1- 5	0- 1	0- 0	NON-CONFERENCE	0- 1	0- 0	1- 3				
1- 0	0- 0	0- 0	HOME	0- 0	0- 0	1- 0				
0- 5	0- 1	0- 0	AWAY	0- 1	0- 0	0- 3				
0- 0	0- 0	0- 0	NEUTRAL	0- 0	0- 0	0- 0				
7- 10	0- 0	0- 0	CONFERENCE	0- 3	0- 1	7- 6				
3- 5	0- 0	0- 0	HOME	0- 1	0- 1	3- 3				
4- 5	0- 0	0- 0	AWAY	0- 2	0- 0	4- 3				
0- 0	0- 0	0- 0	NEUTRAL	0- 0	0- 0	0- 0				

RPI 1-25				RPI 26-50				RPI 51-100				RPI 101+ Team's RPI: 242			
RPI	S	Opponent	Score	RPI	S	Opponent	Score	RPI	S	Opponent	Score	RPI	S	Opponent	Score
13	A	Texas A&M	46 76					55	A	Tennessee	36 63	117	H	Abilene Christian	64 74
								95	A	SFA	41 102	153	A	Sam Houston St.	58 73
								95	H	SFA	37 58	153	H	Sam Houston St.	54 72
								96	A	A&M-Corpus Christi	47 67	155	H	Jackson St.	57 54
												156	A	Tulane	38 65
												157	A	New Orleans	73 85
												157	H	New Orleans	37 49
												185	A	Northern Ky.	56 72
												196	A	Little Rock	48 63
												237	A	Southeastern La.	42 63
												258	A	Incarinate Word	47 37
												266	A	Nicholls St.	53 46
												266	H	Nicholls St.	58 67
												270	H	Lamar University	53 29
												316	H	Houston Baptist	63 39
												337	A	Northwestern St.	51 44
												342	A	McNeese	70 57
												342	H	McNeese	70 49
LAST 10 Division I															
266	H	Nicholls St.	58 67	270	H	Lamar University	53 29								
95	H	SFA	37 58	337	A	Northwestern St.	51 44								
153	A	Sam Houston St.	58 73	237	A	Southeastern La.	42 63								
157	A	New Orleans	73 85	117	H	Abilene Christian	64 74								
342	H	McNeese	70 49	266	A	Nicholls St.	53 46								

Non-Div I Games: Hendrix 104 28 Central Baptist 66 43 Crowley's Ridge 82 26

Central Ark.

Loss, Non-Conf, S Site, H Home A Away N Neutral

Average RPI Win:	314	WON-LOST	WINNING	LAST 10	STRENGTH OF	OPP. STRENGTH	TEAM	ADJ.	CONF.	ADJ CONF.
Average RPI Loss:	234	RECORD	PCT. RANK	GAMES	SCHEDULE	OF SCHEDULE	RPI	RPI	RPI	RPI
DIV. I ONLY	2- 24	349	1-9	332	336	349	349	30	30	
DIV. I NON-CONF.	1- 10	329	0	304	296	334	334	30	30	
TOTALS	RPI 1-25	RPI 26-50	W-L RECORDS	RPI 51-100	RPI 101-150	RPI 150+				
2- 24	0- 0	0- 1	OVERALL	0- 0	0- 6	2- 17				
1- 9	0- 0	0- 0	HOME	0- 0	0- 1	1- 8				
1- 15	0- 0	0- 1	AWAY	0- 0	0- 5	1- 9				
0- 0	0- 0	0- 0	NEUTRAL	0- 0	0- 0	0- 0				
1- 10	0- 0	0- 1	NON-CONFERENCE	0- 0	0- 3	1- 6				
0- 3	0- 0	0- 0	HOME	0- 0	0- 0	0- 3				
1- 7	0- 0	0- 1	AWAY	0- 0	0- 3	1- 3				
0- 0	0- 0	0- 0	NEUTRAL	0- 0	0- 0	0- 0				
1- 14	0- 0	0- 0	CONFERENCE	0- 0	0- 3	1- 11				
1- 6	0- 0	0- 0	HOME	0- 0	0- 1	1- 5				
0- 8	0- 0	0- 0	AWAY	0- 0	0- 2	0- 6				
0- 0	0- 0	0- 0	NEUTRAL	0- 0	0- 0	0- 0				

RPI S	Opponent	Score	RPI S	Opponent	Score	RPI S	Opponent	Score	RPI S	Opponent	Score	Team's RPI: 349
			32 A	FGCU	60 94				128 A	Robert Morris	42 80	
									128 H	Robert Morris	56 86	
									133 A	Lehigh	51 70	
									134 A	Duquesne	33 72	
									140 A	Mt. St. Mary's	64 72	
									143 A	Buffalo	56 61	
									183 H	Merrimack	56 65	
									201 A	Fla. Atlantic	54 72	
									220 H	Brown	73 83	
									235 H	UMass Lowell	54 56	
									268 A	New Hampshire	59 70	
									276 A	Saint Francis (PA)	68 72	
									276 H	Saint Francis (PA)	52 64	
									281 A	Wagner	56 63	
									281 H	Wagner	66 63	
									285 A	Pittsburgh	73 81	
									308 A	Sacred Heart	58 66	
									308 H	Sacred Heart	52 54	
									317 A	Fairleigh Dickinson	47 66	
									317 H	Fairleigh Dickinson	55 63	
									322 H	Albany (NY)	63 73	
									324 A	Bryant	47 59	
									324 H	Bryant	51 62	
									330 A	LIU Brooklyn	61 63	
									347 A	Hartford	61 54	
LAST 10 Division I												
			281 A	Wagner	56 63				128 A	Robert Morris	42 80	
			317 H	Fairleigh Dickinson	55 63				308 H	Sacred Heart	52 54	
			324 H	Bryant	51 62				281 H	Wagner	66 63	
			324 A	Bryant	47 59				317 A	Fairleigh Dickinson	47 66	
			276 A	Saint Francis (PA)	68 72				140 A	Mt. St. Mary's	64 72	

Non-Div I Games:

Central Conn. St.

■ Loss,
 ■ Non-Conf,
 ■ S Site,
 ■ H Home
 ■ A Away
 N Neutral

Central Mich.

Through Games Of Feb. 23, 2020

Average RPI Win:	143	WON-LOST	WINNING	LAST 10	STRENGTH OF	OPP. STRENGTH	TEAM	ADJ.	CONF.	ADJ CONF.
Average RPI Loss:	51	RECORD	PCT. RANK	GAMES	SCHEDULE	OF SCHEDULE	RPI	RPI	RPI	RPI
DIV. I ONLY	21- 4	20	10-0	40	96	18	18	10	10	
DIV. I NON-CONF.	7- 4	100	0	8	69	22	22	9	9	
TOTALS	RPI 1-25	RPI 26-50	W-L RECORDS	RPI 51-100	RPI 101-150	RPI 150+				
21- 4	0- 1	2- 2	OVERALL	4- 0	5- 1	10- 0				
11- 1	0- 0	1- 0	HOME	3- 0	2- 1	5- 0				
10- 3	0- 1	1- 2	AWAY	1- 0	3- 0	5- 0				
0- 0	0- 0	0- 0	NEUTRAL	0- 0	0- 0	0- 0				
7- 4	0- 1	0- 2	NON-CONFERENCE	3- 0	2- 1	2- 0				
4- 1	0- 0	0- 0	HOME	2- 0	1- 1	1- 0				
3- 3	0- 1	0- 2	AWAY	1- 0	1- 0	1- 0				
0- 0	0- 0	0- 0	NEUTRAL	0- 0	0- 0	0- 0				
14- 0	0- 0	2- 0	CONFERENCE	1- 0	3- 0	8- 0				
7- 0	0- 0	1- 0	HOME	1- 0	1- 0	4- 0				
7- 0	0- 0	1- 0	AWAY	0- 0	2- 0	4- 0				
0- 0	0- 0	0- 0	NEUTRAL	0- 0	0- 0	0- 0				

RPI 1-25				RPI 26-50				RPI 51-100				RPI 101+			
RPI	S	Opponent	Score	RPI	S	Opponent	Score	RPI	S	Opponent	Score	RPI	S	Opponent	Score
5	A	Louisville	63 76	31	A	Western Ky.	58 93	53	H	Dayton	81 80	103	H	Kent St.	71 58
				39	A	UCF	58 64	62	H	Marist	77 54	118	A	Bethune-Cookman	92 67
				47	A	Ohio	73 71	70	H	Ball St.	66 39	127	H	Northeastern	79 63
				47	H	Ohio	92 90	82	A	South Dakota St.	79 74	129	H	Green Bay	105 111
												143	A	Buffalo	98 93
												150	A	Western Mich.	80 70
												152	A	Akron	77 72
												160	A	Eastern Mich.	89 82
												173	H	Toledo	73 66
												178	A	Northern Ill.	70 66
												178	H	Northern Ill.	66 60
												198	A	Miami (OH)	99 87
												198	H	Miami (OH)	76 70
												222	H	Iona	70 50
												263	H	Bowling Green	82 75
												278	A	Oakland	65 47
LAST 10 Division I															
178	A	Northern Ill.	70 66	47	H	Ohio	92 90	143	A	Buffalo	98 93	173	H	Toledo	73 66
103	H	Kent St.	71 58	160	A	Eastern Mich.	89 82	150	A	Western Mich.	80 70				
263	H	Bowling Green	82 75												
198	A	Miami (OH)	99 87												
178	H	Northern Ill.	66 60												

Non-Div I Games:

Central Mich.

■ Loss,
 ■ Non-Conf, S Site,
 ■ Home
 ■ Away
 N Neutral

Charleston So.

Through Games Of Feb. 23, 2020

Average RPI Win:	249	WON-LOST	WINNING	LAST 10	STRENGTH OF	OPP. STRENGTH	TEAM	ADJ.	CONF.	ADJ CONF.
Average RPI Loss:	225	RECORD	PCT. RANK	GAMES	SCHEDULE	OF SCHEDULE	RPI	RPI	RPI	RPI
DIV. I ONLY	2- 21	344	1-9	284	338	344	344	25	25	
DIV. I NON-CONF.	0- 7	338	0	265	332	345	345	27	27	
TOTALS	RPI 1-25	RPI 26-50	W-L RECORDS	RPI 51-100	RPI 101-150	RPI 150+				
2- 21	0- 1	0- 0	OVERALL	0- 0	0- 4	2- 16				
1- 11	0- 0	0- 0	HOME	0- 0	0- 2	1- 9				
1- 10	0- 1	0- 0	AWAY	0- 0	0- 2	1- 7				
0- 0	0- 0	0- 0	NEUTRAL	0- 0	0- 0	0- 0				
0- 7	0- 1	0- 0	NON-CONFERENCE	0- 0	0- 2	0- 4				
0- 4	0- 0	0- 0	HOME	0- 0	0- 1	0- 3				
0- 3	0- 1	0- 0	AWAY	0- 0	0- 1	0- 1				
0- 0	0- 0	0- 0	NEUTRAL	0- 0	0- 0	0- 0				
2- 14	0- 0	0- 0	CONFERENCE	0- 0	0- 2	2- 12				
1- 7	0- 0	0- 0	HOME	0- 0	0- 1	1- 6				
1- 7	0- 0	0- 0	AWAY	0- 0	0- 1	1- 6				
0- 0	0- 0	0- 0	NEUTRAL	0- 0	0- 0	0- 0				

RPI 1-25				RPI 26-50				RPI 51-100				RPI 101+				Team's RPI: 344	
RPI	S	Opponent	Score	RPI	S	Opponent	Score	RPI	S	Opponent	Score	RPI	S	Opponent	Score		
25	A	Florida St.	36 88									108	A	Campbell	36 61		
												111	A	North Carolina	54 85		
												118	H	Bethune-Cookman	41 81		
												142	H	Hampton	59 64		
												186	H	High Point	70 84		
												193	A	Gardner-Webb	45 67		
												193	H	Gardner-Webb	52 79		
												200	A	Radford	35 72		
												200	H	Radford	40 64		
												232	H	North Dakota	57 73		
												249	A	UNC Asheville	60 48		
												249	H	UNC Asheville	56 54		
												259	A	Longwood	64 84		
												265	H	Col. of Charleston	70 79		
												271	A	Winthrop	46 56		
												271	H	Winthrop	53 58		
												305	A	Presbyterian	53 76		
												305	H	Presbyterian	46 67		
												328	A	USC Upstate	53 70		
												328	H	USC Upstate	64 71		
												338	A	Western Caro.	64 69		
												346	H	South Carolina St.	75 81		
LAST 10 Division I																	
249	H	UNC Asheville	56 54	193	A	Gardner-Webb	45 67										
305	A	Presbyterian	53 76	305	H	Presbyterian	46 67										
328	H	USC Upstate	64 71	271	H	Winthrop	53 58										
200	H	Radford	40 64	108	A	Campbell	36 61										
271	A	Winthrop	46 56	142	H	Hampton	59 64										

Non-Div I Games: Columbia (SC) 76 59 Virginia-Lynchburg 92 55

Charleston So.

Loss, Non-Conf, S Site, H Home A Away N Neutral

Average RPI Win:	185	WON-LOST	WINNING	LAST 10	STRENGTH OF	OPP. STRENGTH	TEAM	ADJ.	CONF.	ADJ CONF.
Average RPI Loss:	92	RECORD	PCT. RANK	GAMES	SCHEDULE	OF SCHEDULE	RPI	RPI	RPI	RPI
DIV. I ONLY	19- 7	48	8-2	109	115	49	49	13	13	
DIV. I NON-CONF.	9- 2	37	0	166	49	53	53	16	16	
TOTALS	RPI 1-25	RPI 26-50	W-L RECORDS	RPI 51-100	RPI 101-150	RPI 150+				
19- 7	0- 1	1- 2	OVERALL	2- 2	4- 0	12- 2				
10- 2	0- 0	1- 1	HOME	1- 1	1- 0	7- 0				
7- 5	0- 1	0- 1	AWAY	0- 1	3- 0	4- 2				
2- 0	0- 0	0- 0	NEUTRAL	1- 0	0- 0	1- 0				
9- 2	0- 1	0- 0	NON-CONFERENCE	1- 1	3- 0	5- 0				
4- 1	0- 0	0- 0	HOME	0- 1	1- 0	3- 0				
3- 1	0- 1	0- 0	AWAY	0- 0	2- 0	1- 0				
2- 0	0- 0	0- 0	NEUTRAL	1- 0	0- 0	1- 0				
10- 5	0- 0	1- 2	CONFERENCE	1- 1	1- 0	7- 2				
6- 1	0- 0	1- 1	HOME	1- 0	0- 0	4- 0				
4- 4	0- 0	0- 1	AWAY	0- 1	1- 0	3- 2				
0- 0	0- 0	0- 0	NEUTRAL	0- 0	0- 0	0- 0				

RPI 1-25				RPI 26-50				Team's RPI: 49				RPI 51-100				RPI 101+			
RPI	S	Opponent	Score	RPI	S	Opponent	Score	RPI	S	Opponent	Score	RPI	S	Opponent	Score	RPI	S	Opponent	Score
23	A	Kentucky	39 86	26	A	Old Dominion	51 54	58	A	Middle Tenn.	59 83	110	A	Wake Forest	77 65				
				26	H	Old Dominion	63 59	68	H	Rice	62 51	112	H	Richmond	78 59				
				31	H	Western Ky.	56 60	79	N	Boston College	84 68	122	A	UAB	83 75				
								84	H	Fordham	51 76	131	A	Davidson	75 64				
												156	N	Tulane	60 56				
												180	H	Delaware	61 57				
												193	H	Gardner-Webb	74 49				
												201	A	Fla. Atlantic	44 65				
												203	A	Southern Miss.	59 55				
												203	H	Southern Miss.	63 59				
												221	A	UTEP	76 82				
												228	H	Marshall	52 46				
												243	A	East Carolina	59 47				
												257	H	North Texas	72 59				
												267	H	Louisiana Tech	55 37				
												304	A	FIU	64 50				
												311	A	UTSA	67 47				
												326	H	UMES	64 44				
LAST 10 Division I																			
203	A	Southern Miss.	59 55	221	A	UTEP	76 82												
26	H	Old Dominion	63 59	203	H	Southern Miss.	63 59												
68	H	Rice	62 51	267	H	Louisiana Tech	55 37												
257	H	North Texas	72 59	304	A	FIU	64 50												
311	A	UTSA	67 47	201	A	Fla. Atlantic	44 65												

Non-Div I Games:

Charlotte

■ Loss,
 ■ Non-Conf, S Site,
 ■ Home
 ■ Away
 N Neutral

Chattanooga

Through Games Of Feb. 23, 2020

Average RPI Win:	234	WON-LOST	WINNING	LAST 10	STRENGTH OF	OPP. STRENGTH	TEAM	ADJ.	CONF.	ADJ CONF.
Average RPI Loss:	131	RECORD	PCT. RANK	GAMES	SCHEDULE	OF SCHEDULE	RPI	RPI	RPI	RPI
DIV. I ONLY	10- 17	252	7-3	94	207	195	195	26	26	
DIV. I NON-CONF.	1- 13	337	0	10	83	209	209	22	22	
TOTALS	RPI 1-25	RPI 26-50	W-L RECORDS	RPI 51-100	RPI 101-150	RPI 150+				
10- 17	0- 2	0- 4	OVERALL	0- 3	2- 2	8- 6				
5- 7	0- 0	0- 3	HOME	0- 0	1- 1	4- 3				
5- 10	0- 2	0- 1	AWAY	0- 3	1- 1	4- 3				
0- 0	0- 0	0- 0	NEUTRAL	0- 0	0- 0	0- 0				
1- 13	0- 2	0- 4	NON-CONFERENCE	0- 3	1- 1	0- 3				
0- 6	0- 0	0- 3	HOME	0- 0	0- 1	0- 2				
1- 7	0- 2	0- 1	AWAY	0- 3	1- 0	0- 1				
0- 0	0- 0	0- 0	NEUTRAL	0- 0	0- 0	0- 0				
9- 4	0- 0	0- 0	CONFERENCE	0- 0	1- 1	8- 3				
5- 1	0- 0	0- 0	HOME	0- 0	1- 0	4- 1				
4- 3	0- 0	0- 0	AWAY	0- 0	0- 1	4- 2				
0- 0	0- 0	0- 0	NEUTRAL	0- 0	0- 0	0- 0				

RPI	S	Opponent	Score	RPI	S	Opponent	Score	RPI	S	Opponent	Score	RPI	S	Opponent	Score	Team's RPI: 195
5	A	Louisville	37 86	41	H	Purdue	34 66	57	A	Belmont	50 63	104	A	Liberty	71 54	
20	A	NC State	38 74	47	H	Ohio	58 70	77	A	Cincinnati	53 72	132	A	UNC Greensboro	41 49	
				48	H	Troy	51 90	82	A	South Dakota St.	56 71	132	H	UNC Greensboro	74 59	
				50	A	UT Martin	51 78					142	H	Hampton	55 84	
												175	A	Samford	46 60	
												175	H	Samford	64 58	
												179	H	Austin Peay	49 50	
												212	A	Furman	69 63	
												212	H	Furman	60 52	
												224	H	Northern Colo.	42 59	
												275	A	Wofford	51 49	
												275	H	Wofford	80 76	
												284	A	Eastern Ky.	65 71	
												290	A	ETSU	91 82	
												327	A	Mercer	48 55	
												327	H	Mercer	58 52	
												338	A	Western Caro.	59 52	
												338	H	Western Caro.	53 61	
LAST 10 Division I																
175	H	Samford	64 58	132	H	UNC Greensboro	74 59									
327	H	Mercer	58 52	290	A	ETSU	91 82									
275	A	Wofford	51 49	327	A	Mercer	48 55									
212	A	Furman	69 63	175	A	Samford	46 60									
338	H	Western Caro.	53 61	212	H	Furman	60 52									

Non-Div I Games:

Chattanooga

■ Loss,
 ■ Non-Conf, S Site,
 ■ Home
 ■ Away
 N Neutral

Average RPI Win:	233	WON-LOST	WINNING	LAST 10	STRENGTH OF	OPP. STRENGTH	TEAM	ADJ.	CONF.	ADJ CONF.
Average RPI Loss:	235	RECORD	PCT. RANK	GAMES	SCHEDULE	OF SCHEDULE	RPI	RPI	RPI	RPI
DIV. I ONLY	1- 25	350	1-9	312	329	348	348	31	31	
DIV. I NON-CONF.	0- 13	338	0	254	274	341	341	32	32	
TOTALS	RPI 1-25	RPI 26-50	W-L RECORDS	RPI 51-100	RPI 101-150	RPI 150+				
1- 25	0- 1	0- 0	OVERALL	0- 0	0- 5	1- 19				
0- 11	0- 1	0- 0	HOME	0- 0	0- 2	0- 8				
1- 13	0- 0	0- 0	AWAY	0- 0	0- 3	1- 10				
0- 1	0- 0	0- 0	NEUTRAL	0- 0	0- 0	0- 1				
0- 13	0- 1	0- 0	NON-CONFERENCE	0- 0	0- 5	0- 7				
0- 6	0- 1	0- 0	HOME	0- 0	0- 2	0- 3				
0- 6	0- 0	0- 0	AWAY	0- 0	0- 3	0- 3				
0- 1	0- 0	0- 0	NEUTRAL	0- 0	0- 0	0- 1				
1- 12	0- 0	0- 0	CONFERENCE	0- 0	0- 0	1- 12				
0- 5	0- 0	0- 0	HOME	0- 0	0- 0	0- 5				
1- 7	0- 0	0- 0	AWAY	0- 0	0- 0	1- 7				
0- 0	0- 0	0- 0	NEUTRAL	0- 0	0- 0	0- 0				

RPI S	Opponent	Score	RPI S	Opponent	Score	RPI S	Opponent	Score	RPI S	Opponent	Score	Team's RPI: 348
24	H Arizona	50 82							105	A UT Arlington	53 84	
									129	H Green Bay	46 102	
									147	H Loyola Chicago	53 98	
									149	A Valparaiso	49 95	
									150	A Western Mich.	69 90	
									188	A Illinois	66 96	
									192	H Western Ill.	78 88	
									210	A UMKC	57 73	
									226	A Grand Canyon	49 69	
									226	H Grand Canyon	57 68	
									233	A CSU Bakersfield	60 58	
									233	H CSU Bakersfield	51 58	
									234	A Nevada	60 80	
									256	N UC Santa Barbara	65 96	
									278	H Oakland	70 98	
									295	A California Baptist	68 103	
									295	H California Baptist	65 80	
									302	A Utah Valley	58 89	
									303	A Seattle U	51 80	
									315	A UTRGV	68 77	
									315	H UTRGV	67 87	
									319	A New Mexico St.	56 80	
									319	H New Mexico St.	60 73	
									320	A Evansville	42 76	
									343	H UIC	61 73	
LAST 10 Division I												
295	A	California Baptist	68	103	210	A	UMKC	57	73			
226	H	Grand Canyon	57	68	295	H	California Baptist	65	80			
233	H	CSU Bakersfield	51	58	233	A	CSU Bakersfield	60	58			
315	A	UTRGV	68	77	226	A	Grand Canyon	49	69			
319	A	New Mexico St.	56	80	315	H	UTRGV	67	87			

Non-Div I Games:

Chicago St.

■ Loss,
■ Non-Conf,
■ S Site,
■ H Home
■ A Away
N Neutral

Average RPI Win:	178	WON-LOST	WINNING	LAST 10	STRENGTH OF	OPP. STRENGTH	TEAM	ADJ.	CONF.	ADJ CONF.
Average RPI Loss:	57	RECORD	PCT. RANK	GAMES	SCHEDULE	OF SCHEDULE	RPI	RPI	RPI	RPI
DIV. I ONLY	18- 8	63	7-3	132	63	77	77	9	9	
DIV. I NON-CONF.	9- 4	84	0	201	42	130	130	10	10	
TOTALS	RPI 1-25	RPI 26-50	W-L RECORDS	RPI 51-100	RPI 101-150	RPI 150+				
18- 8	0- 3	1- 1	OVERALL	3- 3	2- 0	12- 1				
13- 2	0- 1	1- 0	HOME	3- 1	1- 0	8- 0				
5- 4	0- 1	0- 1	AWAY	0- 1	1- 0	4- 1				
0- 2	0- 1	0- 0	NEUTRAL	0- 1	0- 0	0- 0				
9- 4	0- 2	0- 0	NON-CONFERENCE	1- 2	2- 0	6- 0				
7- 2	0- 1	0- 0	HOME	1- 1	1- 0	5- 0				
2- 0	0- 0	0- 0	AWAY	0- 0	1- 0	1- 0				
0- 2	0- 1	0- 0	NEUTRAL	0- 1	0- 0	0- 0				
9- 4	0- 1	1- 1	CONFERENCE	2- 1	0- 0	6- 1				
6- 0	0- 0	1- 0	HOME	2- 0	0- 0	3- 0				
3- 4	0- 1	0- 1	AWAY	0- 1	0- 0	3- 1				
0- 0	0- 0	0- 0	NEUTRAL	0- 0	0- 0	0- 0				

RPI 1-25				RPI 26-50				RPI 51-100 Team's RPI: 77				RPI 101+			
RPI	S	Opponent	Score	RPI	S	Opponent	Score	RPI	S	Opponent	Score	RPI	S	Opponent	Score
6	A	UConn	50 80	39	A	UCF	42 49	61	N	Bucknell	48 56	102	A	VCU	58 56
9	N	Iowa	61 69	39	H	UCF	81 64	69	A	South Fla.	68 76	107	H	Utah	68 62
21	H	Ohio St.	73 78					69	H	South Fla.	60 55	156	A	Tulane	59 64
								70	H	Ball St.	63 56	156	H	Tulane	87 63
								91	H	Temple	86 81	190	A	Houston	74 65
								93	H	Saint Louis	50 60	190	H	Houston	85 66
												191	A	Memphis	73 66
												195	H	Chattanooga	72 53
												198	H	Miami (OH)	98 68
												219	A	SMU	73 58
												252	A	Xavier	85 78
												254	H	Alabama A&M	62 47
												272	H	Tulsa	78 53
												285	H	Pittsburgh	69 53
												331	H	Coppin St.	86 40
LAST 10 Division I															
156	H	Tulane	87 63	69	H	South Fla.	60 55								
190	A	Houston	74 65	6	A	UConn	50 80								
39	A	UCF	42 49	91	H	Temple	86 81								
272	H	Tulsa	78 53	190	H	Houston	85 66								
219	A	SMU	73 58	156	A	Tulane	59 64								

Non-Div I Games:

Cincinnati

■ Loss,
■ Non-Conf,
■ S Site,
■ H Home
■ A Away
N Neutral

Average RPI Win:	233	WON-LOST	WINNING	LAST 10	STRENGTH OF	OPP. STRENGTH	TEAM	ADJ.	CONF.	ADJ CONF.
Average RPI Loss:	82	RECORD	PCT. RANK	GAMES	SCHEDULE	OF SCHEDULE	RPI	RPI	RPI	RPI
DIV. I ONLY	7- 20	304	1-9	77	55	223	223	5	5	
DIV. I NON-CONF.	4- 7	225	0	141	173	227	227	4	4	
TOTALS	RPI 1-25	RPI 26-50	W-L RECORDS	RPI 51-100	RPI 101-150	RPI 150+				
7- 20	0- 6	1- 2	OVERALL	0- 6	1- 3	5- 3				
4- 10	0- 4	1- 0	HOME	0- 3	0- 1	3- 2				
2- 9	0- 1	0- 2	AWAY	0- 3	1- 2	1- 1				
1- 1	0- 1	0- 0	NEUTRAL	0- 0	0- 0	1- 0				
4- 7	0- 3	0- 0	NON-CONFERENCE	0- 1	0- 0	4- 3				
2- 4	0- 1	0- 0	HOME	0- 1	0- 0	2- 2				
1- 2	0- 1	0- 0	AWAY	0- 0	0- 0	1- 1				
1- 1	0- 1	0- 0	NEUTRAL	0- 0	0- 0	1- 0				
3- 13	0- 3	1- 2	CONFERENCE	0- 5	1- 3	1- 0				
2- 6	0- 3	1- 0	HOME	0- 2	0- 1	1- 0				
1- 7	0- 0	0- 2	AWAY	0- 3	1- 2	0- 0				
0- 0	0- 0	0- 0	NEUTRAL	0- 0	0- 0	0- 0				

RPI 1-25				RPI 26-50				RPI 51-100				RPI 101+ Team's RPI: 223			
RPI	S	Opponent	Score	RPI	S	Opponent	Score	RPI	S	Opponent	Score	RPI	S	Opponent	Score
1	H	South Carolina	48 84	29	H	Duke	62 58	65	H	Alabama	54 67	110	A	Wake Forest	58 63
3	N	Maryland	44 63	38	A	Virginia Tech	50 71	66	A	Georgia Tech	47 49	110	H	Wake Forest	52 66
5	H	Louisville	50 75	45	A	Virginia	54 70	79	H	Boston College	68 70	111	A	North Carolina	72 86
9	A	Iowa	60 74					98	A	Syracuse	46 59	114	A	Notre Dame	71 55
20	H	NC State	60 79					100	A	Miami (FL)	64 68	151	H	N.C. A&T	74 82
25	H	Florida St.	64 81					100	H	Miami (FL)	48 63	205	A	Penn St.	55 68
												212	H	Furman	77 71
												285	H	Pittsburgh	75 67
												306	H	Navy	52 65
												327	A	Mercer	65 61
												329	N	Alcorn	77 46
												333	H	Alabama St.	76 43
LAST 10 Division I															
98	A	Syracuse	46 59	111	A	North Carolina	72 86								
100	H	Miami (FL)	48 63	20	H	NC State	60 79								
110	H	Wake Forest	52 66	38	A	Virginia Tech	50 71								
79	H	Boston College	68 70	100	A	Miami (FL)	64 68								
45	A	Virginia	54 70	29	H	Duke	62 58								

Non-Div I Games:

Clemson

■ Loss,
■ Non-Conf,
■ S Site,
■ H Home
■ A Away
N Neutral

Average RPI Win:	278	WON-LOST	WINNING	LAST 10	STRENGTH OF	OPP. STRENGTH	TEAM	ADJ.	CONF.	ADJ CONF.
Average RPI Loss:	176	RECORD	PCT. RANK	GAMES	SCHEDULE	OF SCHEDULE	RPI	RPI	RPI	RPI
DIV. I ONLY	17- 8	67	6-4	349	253	202	202	22	22	
DIV. I NON-CONF.	8- 1	26	0	351	248	176	176	19	19	
TOTALS	RPI 1-25	RPI 26-50	W-L RECORDS	RPI 51-100	RPI 101-150	RPI 150+				
17- 8	0- 0	0- 0	OVERALL	0- 2	0- 1	17- 5				
7- 3	0- 0	0- 0	HOME	0- 1	0- 1	7- 1				
10- 5	0- 0	0- 0	AWAY	0- 1	0- 0	10- 4				
0- 0	0- 0	0- 0	NEUTRAL	0- 0	0- 0	0- 0				
8- 1	0- 0	0- 0	NON-CONFERENCE	0- 0	0- 0	8- 1				
1- 0	0- 0	0- 0	HOME	0- 0	0- 0	1- 0				
7- 1	0- 0	0- 0	AWAY	0- 0	0- 0	7- 1				
0- 0	0- 0	0- 0	NEUTRAL	0- 0	0- 0	0- 0				
9- 7	0- 0	0- 0	CONFERENCE	0- 2	0- 1	9- 4				
6- 3	0- 0	0- 0	HOME	0- 1	0- 1	6- 1				
3- 4	0- 0	0- 0	AWAY	0- 1	0- 0	3- 3				
0- 0	0- 0	0- 0	NEUTRAL	0- 0	0- 0	0- 0				

RPI S	Opponent	Score	RPI S	Opponent	Score	RPI S	Opponent	Score	RPI S	Opponent	Score	Team's RPI: 202
						64	A IUPUI	48 58	129	H Green Bay	54 74	
						64	H IUPUI	53 78	152	H Akron	66 62	
									154	A Wright St.	62 78	
									154	H Wright St.	73 75	
									185	A Northern Ky.	73 68	
									185	H Northern Ky.	66 62	
									236	H Milwaukee	58 49	
									250	A Youngstown St.	72 84	
									250	H Youngstown St.	60 52	
									260	A Delaware St.	57 49	
									263	A Bowling Green	62 89	
									278	A Oakland	79 58	
									278	H Oakland	83 64	
									290	A ETSU	62 54	
									293	A St. Bonaventure	65 62	
									309	A Omaha	79 66	
									318	A Hofstra	61 51	
									330	A LIU Brooklyn	79 49	
									332	A Detroit Mercy	59 70	
									332	H Detroit Mercy	68 63	
									338	A Western Caro.	68 61	
									343	A UIC	83 43	
									343	H UIC	84 44	
LAST 10 Division I												
			332	H Detroit Mercy	68 63		343	A UIC	83 43			
			278	H Oakland	83 64		64	A IUPUI	48 58			
			250	A Youngstown St.	72 84		129	H Green Bay	54 74			
			154	H Wright St.	73 75		236	H Milwaukee	58 49			
			185	H Northern Ky.	66 62		278	A Oakland	79 58			

Non-Div I Games: Davis & Elkins 110 41 Lake Erie 95 49

Cleveland St.

Loss, Non-Conf, S Site, H Home A Away N Neutral

Average RPI Win:	239	WON-LOST	WINNING	LAST 10	STRENGTH OF	OPP. STRENGTH	TEAM	ADJ.	CONF.	ADJ CONF.
Average RPI Loss:	141	RECORD	PCT. RANK	GAMES	SCHEDULE	OF SCHEDULE	RPI	RPI	RPI	RPI
DIV. I ONLY	21- 3	15	9-1	292	250	78	78	21	21	
DIV. I NON-CONF.	8- 1	26	0	342	316	154	154	21	21	
TOTALS	RPI 1-25	RPI 26-50	W-L RECORDS	RPI 51-100	RPI 101-150	RPI 150+				
21- 3	0- 0	1- 1	OVERALL	0- 0	3- 1	17- 1				
10- 1	0- 0	1- 0	HOME	0- 0	2- 1	7- 0				
10- 2	0- 0	0- 1	AWAY	0- 0	1- 0	9- 1				
1- 0	0- 0	0- 0	NEUTRAL	0- 0	0- 0	1- 0				
8- 1	0- 0	0- 0	NON-CONFERENCE	0- 0	1- 1	7- 0				
4- 1	0- 0	0- 0	HOME	0- 0	1- 1	3- 0				
3- 0	0- 0	0- 0	AWAY	0- 0	0- 0	3- 0				
1- 0	0- 0	0- 0	NEUTRAL	0- 0	0- 0	1- 0				
13- 2	0- 0	1- 1	CONFERENCE	0- 0	2- 0	10- 1				
6- 0	0- 0	1- 0	HOME	0- 0	1- 0	4- 0				
7- 2	0- 0	0- 1	AWAY	0- 0	1- 0	6- 1				
0- 0	0- 0	0- 0	NEUTRAL	0- 0	0- 0	0- 0				

RPI S	Opponent	Score	RPI S	Opponent	Score	RPI S	Opponent	Score	RPI S	Opponent	Score
48	A Troy	77 84	48	H Troy	124 103				105	A UT Arlington	80 62
									105	H UT Arlington	62 56
									112	H Richmond	67 79
									132	H UNC Greensboro	63 54
									174	N Elon	76 65
									196	A Little Rock	68 48
									230	H George Mason	74 59
									238	A Appalachian St.	80 53
									248	A South Alabama	71 62
									248	H South Alabama	76 73
									255	A Texas St.	69 59
									255	H Texas St.	75 67
									262	A Arkansas St.	61 63
									273	A UNCW	62 43
									275	A Wofford	78 73
									298	A Ga. Southern	90 74
									298	H Ga. Southern	66 59
									312	A Georgia St.	66 50
									312	H Georgia St.	87 45
									336	H Ark.-Pine Bluff	76 69
									338	A Western Caro.	66 43
									346	H South Carolina St.	85 44
LAST 10 Division I											
312	A Georgia St.	66 50	255	A Texas St.	69 59						
298	A Ga. Southern	90 74	312	H Georgia St.	87 45						
248	H South Alabama	76 73	298	H Ga. Southern	66 59						
48	H Troy	124 103	262	A Arkansas St.	61 63						
105	A UT Arlington	80 62	238	A Appalachian St.	80 53						

Non-Div I Games: UNC Pembroke 86 44 Wesleyan (GA) 132 32

Coastal Caro.

Loss, Non-Conf, S Site, H Home A Away N Neutral

Average RPI Win:	261	WON-LOST	WINNING	LAST 10	STRENGTH OF	OPP. STRENGTH	TEAM	ADJ.	CONF.	ADJ CONF.
Average RPI Loss:	156	RECORD	PCT. RANK	GAMES	SCHEDULE	OF SCHEDULE	RPI	RPI	RPI	RPI
DIV. I ONLY	10- 14	225	2-8	301	216	265	265	14	14	
DIV. I NON-CONF.	6- 4	123	0	345	342	264	264	13	13	
TOTALS	RPI 1-25	RPI 26-50	W-L RECORDS	RPI 51-100	RPI 101-150	RPI 150+				
10- 14	0- 0	1- 2	OVERALL	0- 0	0- 5	9- 7				
5- 6	0- 0	1- 1	HOME	0- 0	0- 2	4- 3				
5- 8	0- 0	0- 1	AWAY	0- 0	0- 3	5- 4				
0- 0	0- 0	0- 0	NEUTRAL	0- 0	0- 0	0- 0				
6- 4	0- 0	0- 0	NON-CONFERENCE	0- 0	0- 2	6- 2				
2- 2	0- 0	0- 0	HOME	0- 0	0- 1	2- 1				
4- 2	0- 0	0- 0	AWAY	0- 0	0- 1	4- 1				
0- 0	0- 0	0- 0	NEUTRAL	0- 0	0- 0	0- 0				
4- 10	0- 0	1- 2	CONFERENCE	0- 0	0- 3	3- 5				
3- 4	0- 0	1- 1	HOME	0- 0	0- 1	2- 2				
1- 6	0- 0	0- 1	AWAY	0- 0	0- 2	1- 3				
0- 0	0- 0	0- 0	NEUTRAL	0- 0	0- 0	0- 0				

RPI S	Opponent	Score	RPI S	Opponent	Score	RPI S	Opponent	Score	RPI S	Opponent	Score	Team's RPI: 265
40	A James Madison	50 81	40	H James Madison	53 87				110	A Wake Forest	50 106	
43	H Drexel	73 59							113	A William & Mary	60 85	
									113	H William & Mary	74 80	
									127	A Northeastern	68 72	
									132	H UNC Greensboro	56 69	
									174	A Elon	48 90	
									174	H Elon	57 85	
									176	A Towson	72 83	
									176	H Towson	62 79	
									180	H Delaware	84 73	
									186	A High Point	79 70	
									230	H George Mason	61 72	
									271	A Winthrop	84 73	
									273	A UNCW	50 74	
									273	H UNCW	67 63	
									305	A Presbyterian	54 58	
									314	H N.C. Central	85 78	
									318	A Hofstra	63 60	
									338	H Western Caro.	73 62	
									344	A Charleston So.	79 70	
									346	A South Carolina St.	76 55	
LAST 10 Division I												
273	A UNCW	50 74	318	A Hofstra	63 60							
176	A Towson	72 83	127	A Northeastern	68 72							
40	A James Madison	50 81	273	H UNCW	67 63							
174	H Elon	57 85	40	H James Madison	53 87							
113	H William & Mary	74 80	176	H Towson	62 79							

Non-Div I Games: Coker 82 57

Col. of Charleston

■ Loss,
 ■ Non-Conf,
 ■ S Site,
 ■ H Home
 ■ A Away
 N Neutral

Average RPI Win: 226	WON-LOST	WINNING	LAST 10	STRENGTH OF	OPP. STRENGTH	TEAM	ADJ.	CONF.	ADJ CONF.
Average RPI Loss: 102	RECORD	PCT. RANK	GAMES	SCHEDULE	OF SCHEDULE	RPI	RPI	RPI	RPI
DIV. I ONLY	19- 7	48	7-3	223	153	89	89	15	15
DIV. I NON-CONF.	8- 3	68	0	229	152	85	85	15	15
TOTALS	RPI 1-25	RPI 26-50	W-L RECORDS	RPI 51-100	RPI 101-150	RPI 150+			
19- 7	0- 1	0- 0	OVERALL	1- 3	4- 1	14- 2			
11- 1	0- 0	0- 0	HOME	1- 0	1- 1	9- 0			
8- 6	0- 1	0- 0	AWAY	0- 3	3- 0	5- 2			
0- 0	0- 0	0- 0	NEUTRAL	0- 0	0- 0	0- 0			
8- 3	0- 1	0- 0	NON-CONFERENCE	1- 2	0- 0	7- 0			
5- 0	0- 0	0- 0	HOME	1- 0	0- 0	4- 0			
3- 3	0- 1	0- 0	AWAY	0- 2	0- 0	3- 0			
0- 0	0- 0	0- 0	NEUTRAL	0- 0	0- 0	0- 0			
11- 4	0- 0	0- 0	CONFERENCE	0- 1	4- 1	7- 2			
6- 1	0- 0	0- 0	HOME	0- 0	1- 1	5- 0			
5- 3	0- 0	0- 0	AWAY	0- 1	3- 0	2- 2			
0- 0	0- 0	0- 0	NEUTRAL	0- 0	0- 0	0- 0			

RPI 1-25				RPI 26-50				RPI 51-100				Team's RPI: 89	RPI 101+			
RPI	S	Opponent	Score	RPI	S	Opponent	Score	RPI	S	Opponent	Score		RPI	S	Opponent	Score
8	A	Northwestern	44 73					61	A	Bucknell	43 66		126	A	Holy Cross	80 69
								65	A	Alabama	52 72		126	H	Holy Cross	71 60
								67	H	Yale	70 67		133	A	Lehigh	82 73
								93	A	Saint Louis	51 61		135	A	Boston U.	70 61
													135	H	Boston U.	58 60
													172	A	Lafayette	39 55
													172	H	Lafayette	73 52
													181	A	American	61 63
													181	H	American	63 62
													182	A	Cornell	62 58
													235	H	UMass Lowell	73 51
													264	A	Loyola Maryland	76 74
													264	H	Loyola Maryland	79 70
													277	H	Niagara	85 72
													279	H	Siena	88 51
													281	H	Wagner	74 58
													294	H	Army West Point	100 93
													306	A	Navy	65 53
													306	H	Navy	80 55
													325	A	NJIT	79 52
													340	A	Canisius	90 69
LAST 10 Division I																
				126	A	Holy Cross	80 69						126	H	Holy Cross	71 60
				133	A	Lehigh	82 73						172	A	Lafayette	39 55
				264	H	Loyola Maryland	79 70						181	H	American	63 62
				135	H	Boston U.	58 60						61	A	Bucknell	43 66
				306	A	Navy	65 53						135	A	Boston U.	70 61

Non-Div I Games:

Colgate

■ Loss,
 ■ Non-Conf, S Site,
 ■ Home
 ■ Away
 N Neutral

Average RPI Win:	173	WON-LOST	WINNING	LAST 10	STRENGTH OF	OPP. STRENGTH	TEAM	ADJ.	CONF.	ADJ CONF.
Average RPI Loss:	39	RECORD	PCT. RANK	GAMES	SCHEDULE	OF SCHEDULE	RPI	RPI	RPI	RPI
DIV. I ONLY	16- 11	117	3-7	60	15	74	74	1	1	
DIV. I NON-CONF.	11- 0	1	0	297	151	52	52	2	2	
TOTALS	RPI 1-25	RPI 26-50	W-L RECORDS	RPI 51-100	RPI 101-150	RPI 150+				
16- 11	1- 7	0- 1	OVERALL	1- 0	6- 3	8- 0				
9- 6	1- 4	0- 1	HOME	1- 0	3- 1	4- 0				
6- 5	0- 3	0- 0	AWAY	0- 0	2- 2	4- 0				
1- 0	0- 0	0- 0	NEUTRAL	0- 0	1- 0	0- 0				
11- 0	0- 0	0- 0	NON-CONFERENCE	0- 0	3- 0	8- 0				
6- 0	0- 0	0- 0	HOME	0- 0	2- 0	4- 0				
4- 0	0- 0	0- 0	AWAY	0- 0	0- 0	4- 0				
1- 0	0- 0	0- 0	NEUTRAL	0- 0	1- 0	0- 0				
5- 11	1- 7	0- 1	CONFERENCE	1- 0	3- 3	0- 0				
3- 6	1- 4	0- 1	HOME	1- 0	1- 1	0- 0				
2- 5	0- 3	0- 0	AWAY	0- 0	2- 2	0- 0				
0- 0	0- 0	0- 0	NEUTRAL	0- 0	0- 0	0- 0				

RPI 1-25				RPI 26-50				RPI 51-100 Team's RPI: 74				RPI 101+			
RPI	S	Opponent	Score	RPI	S	Opponent	Score	RPI	S	Opponent	Score	RPI	S	Opponent	Score
2	A	Oregon	46 104	28	H	Arizona St.	59 65	83	H	Southern California	66 53	106	A	Washington St.	59 69
2	H	Oregon	53 101									107	A	Utah	80 70
7	A	Stanford	68 76									107	H	Utah	69 84
7	H	Stanford	66 69									122	N	UAB	77 69
11	H	UCLA	62 65									123	A	Washington	52 61
16	A	Oregon St.	60 72									136	A	California	62 50
16	H	Oregon St.	52 79									136	H	California	64 57
24	H	Arizona	50 38									139	H	Wisconsin	74 57
												146	H	Texas Southern	74 50
												156	A	Tulane	62 52
												168	H	Jacksonville	66 44
												199	A	Wyoming	66 56
												245	H	Denver	96 70
												252	A	Xavier	62 53
												261	A	Colorado St.	79 75
												274	H	Indiana St.	59 46
												325	H	NJIT	80 57
LAST 10 Division I															
24	H	Arizona	50 38	106	A	Washington St.	59 69								
28	H	Arizona St.	59 65	2	H	Oregon	53 101								
7	H	Stanford	66 69	16	H	Oregon St.	52 79								
136	H	California	64 57	136	A	California	62 50								
123	A	Washington	52 61	7	A	Stanford	68 76								

Non-Div I Games:

Colorado

■ Loss,
 ■ Non-Conf, S Site,
 ■ Home
 ■ Away
 N Neutral

Average RPI Win:	263	WON-LOST	WINNING	LAST 10	STRENGTH OF	OPP. STRENGTH	TEAM	ADJ.	CONF.	ADJ CONF.
Average RPI Loss:	158	RECORD	PCT. RANK	GAMES	SCHEDULE	OF SCHEDULE	RPI	RPI	RPI	RPI
DIV. I ONLY	10- 15	234	4-6	239	229	261	261	17	17	
DIV. I NON-CONF.	4- 5	195	0	310	254	277	277	20	20	
TOTALS	RPI 1-25	RPI 26-50	W-L RECORDS	RPI 51-100	RPI 101-150	RPI 150+				
10- 15	0- 0	0- 0	OVERALL	0- 4	0- 2	10- 9				
7- 6	0- 0	0- 0	HOME	0- 2	0- 1	7- 3				
3- 9	0- 0	0- 0	AWAY	0- 2	0- 1	3- 6				
0- 0	0- 0	0- 0	NEUTRAL	0- 0	0- 0	0- 0				
4- 5	0- 0	0- 0	NON-CONFERENCE	0- 2	0- 1	4- 2				
3- 2	0- 0	0- 0	HOME	0- 1	0- 0	3- 1				
1- 3	0- 0	0- 0	AWAY	0- 1	0- 1	1- 1				
0- 0	0- 0	0- 0	NEUTRAL	0- 0	0- 0	0- 0				
6- 10	0- 0	0- 0	CONFERENCE	0- 2	0- 1	6- 7				
4- 4	0- 0	0- 0	HOME	0- 1	0- 1	4- 2				
2- 6	0- 0	0- 0	AWAY	0- 1	0- 0	2- 5				
0- 0	0- 0	0- 0	NEUTRAL	0- 0	0- 0	0- 0				

RPI S	Opponent	Score	RPI S	Opponent	Score	RPI S	Opponent	Score	RPI S	Opponent	Score	Team's RPI: 261
						55	A Tennessee	41 79	101	H Boise St.	69 72	
						73	A Fresno St.	53 55	124	A Idaho	54 61	
						73	H Fresno St.	61 79	161	A San Jose St.	64 69	
						74	H Colorado	75 79	161	H San Jose St.	53 58	
									178	H Northern Ill.	75 80	
									199	A Wyoming	56 49	
									199	H Wyoming	40 43	
									209	A UNLV	52 56	
									209	H UNLV	60 56	
									215	A New Mexico	62 73	
									224	A Northern Colo.	75 58	
									234	A Nevada	63 74	
									234	H Nevada	75 70	
									247	A San Diego St.	49 59	
									258	H Incarnate Word	75 47	
									272	A Tulsa	55 61	
									282	A Utah St.	67 61	
									282	H Utah St.	56 55	
									291	H Air Force	60 40	
									301	H UC Riverside	52 40	
									351	H Mississippi Val.	65 46	
LAST 10 Division I												
			161	A San Jose St.	64 69	209	A UNLV	52 56				
			209	H UNLV	60 56	234	A Nevada	63 74				
			199	H Wyoming	40 43	282	H Utah St.	56 55				
			282	A Utah St.	67 61	73	A Fresno St.	53 55				
			73	H Fresno St.	61 79	291	H Air Force	60 40				

Non-Div I Games: Western St. 56 47 Chadron St. 102 51

Colorado St.

Average RPI Win: 203	WON-LOST	WINNING	LAST 10	STRENGTH OF	OPP. STRENGTH	TEAM	ADJ.	CONF.	ADJ CONF.
Average RPI Loss: 141	RECORD	PCT. RANK	GAMES	SCHEDULE	OF SCHEDULE	RPI	RPI	RPI	RPI
DIV. I ONLY	15- 8	79	6-4	245	131	125	125	7	7
DIV. I NON-CONF.	9- 4	84	0	334	233	186	186	8	8
TOTALS	RPI 1-25	RPI 26-50	W-L RECORDS	RPI 51-100	RPI 101-150	RPI 150+			
15- 8	0- 1	0- 0	OVERALL	3- 2	2- 2	10- 3			
10- 2	0- 0	0- 0	HOME	2- 1	1- 0	7- 1			
5- 6	0- 1	0- 0	AWAY	1- 1	1- 2	3- 2			
0- 0	0- 0	0- 0	NEUTRAL	0- 0	0- 0	0- 0			
9- 4	0- 0	0- 0	NON-CONFERENCE	1- 0	2- 2	6- 2			
6- 1	0- 0	0- 0	HOME	1- 0	1- 0	4- 1			
3- 3	0- 0	0- 0	AWAY	0- 0	1- 2	2- 1			
0- 0	0- 0	0- 0	NEUTRAL	0- 0	0- 0	0- 0			
6- 4	0- 1	0- 0	CONFERENCE	2- 2	0- 0	4- 1			
4- 1	0- 0	0- 0	HOME	1- 1	0- 0	3- 0			
2- 3	0- 1	0- 0	AWAY	1- 1	0- 0	1- 1			
0- 0	0- 0	0- 0	NEUTRAL	0- 0	0- 0	0- 0			

RPI 1-25				RPI 26-50				RPI 51-100				RPI 101+ Team's RPI: 125			
RPI	S	Opponent	Score	RPI	S	Opponent	Score	RPI	S	Opponent	Score	RPI	S	Opponent	Score
14	A	Princeton	55 77					54	A	Penn	84 86	120	A	Vanderbilt	51 72
								67	A	Yale	74 65	128	A	Robert Morris	61 59
								67	H	Yale	60 85	131	H	Davidson	63 60
								84	H	Fordham	70 51	143	A	Buffalo	75 82
								97	H	Harvard	89 64	164	H	Dartmouth	73 63
												182	A	Cornell	77 80
												182	H	Cornell	76 66
												220	A	Brown	76 66
												220	H	Brown	74 60
												225	H	Saint Joseph's	57 71
												236	H	Milwaukee	74 46
												240	H	Georgetown	54 49
												294	A	Army West Point	71 62
												322	A	Albany (NY)	78 82
												325	H	NJIT	99 43
												327	H	Mercer	77 48
												334	A	Tennessee St.	75 65
LAST 10 Division I															
67	A	Yale	74 65	54	A	Penn	84 86	220	H	Brown	74 60				
220	A	Brown	76 66	67	H	Yale	60 85	182	A	Cornell	77 80				
97	H	Harvard	89 64	182	H	Cornell	76 66								
164	H	Dartmouth	73 63												
14	A	Princeton	55 77												

Non-Div I Games:

Columbia

■ Loss,
 ■ Non-Conf,
 ■ S Site,
 ■ H Home
 ■ A Away
 N Neutral

Average RPI Win:	286	WON-LOST	WINNING	LAST 10	STRENGTH OF	OPP. STRENGTH	TEAM	ADJ.	CONF.	ADJ CONF.
Average RPI Loss:	195	RECORD	PCT. RANK	GAMES	SCHEDULE	OF SCHEDULE	RPI	RPI	RPI	RPI
DIV. I ONLY	3- 23	336	3-7	242	302	331	331	29	29	
DIV. I NON-CONF.	0- 12	338	0	109	175	319	319	29	29	
TOTALS	RPI 1-25	RPI 26-50	W-L RECORDS	RPI 51-100	RPI 101-150	RPI 150+				
3- 23	0- 0	0- 2	OVERALL	0- 4	0- 2	3- 15				
1- 9	0- 0	0- 0	HOME	0- 0	0- 0	1- 9				
2- 14	0- 0	0- 2	AWAY	0- 4	0- 2	2- 6				
0- 0	0- 0	0- 0	NEUTRAL	0- 0	0- 0	0- 0				
0- 12	0- 0	0- 2	NON-CONFERENCE	0- 4	0- 1	0- 5				
0- 2	0- 0	0- 0	HOME	0- 0	0- 0	0- 2				
0- 10	0- 0	0- 2	AWAY	0- 4	0- 1	0- 3				
0- 0	0- 0	0- 0	NEUTRAL	0- 0	0- 0	0- 0				
3- 11	0- 0	0- 0	CONFERENCE	0- 0	0- 1	3- 10				
1- 7	0- 0	0- 0	HOME	0- 0	0- 0	1- 7				
2- 4	0- 0	0- 0	AWAY	0- 0	0- 1	2- 3				
0- 0	0- 0	0- 0	NEUTRAL	0- 0	0- 0	0- 0				

RPI S	Opponent	Score	RPI S	Opponent	Score	RPI S	Opponent	Score	RPI S	Opponent	Score	Team's RPI: 331
33	A South Dakota	44 82	53	A Dayton	48 78	118	A Bethune-Cookman	51 82				
44	A Rutgers	33 107	59	A West Virginia	47 82	141	A George Washington	35 54				
			77	A Cincinnati	40 86	151	H N.C. A&T	38 84				
			82	A South Dakota St.	41 94	170	A La Salle	46 79				
						187	A Norfolk St.	57 55				
						187	H Norfolk St.	48 85				
						228	A Marshall	47 60				
						241	A Howard	52 64				
						241	H Howard	54 66				
						246	H Morgan St.	42 47				
						260	A Delaware St.	55 72				
						260	H Delaware St.	65 72				
						277	H Niagara	67 82				
						287	A UMBC	48 71				
						314	H N.C. Central	44 58				
						323	H Saint Peter's	57 82				
						326	H UMES	66 63				
						341	A Florida A&M	48 58				
						346	A South Carolina St.	61 42				
						346	H South Carolina St.	60 71				
LAST 10 Division I												
260	H Delaware St.	65 72	241	A Howard	52 64							
187	A Norfolk St.	57 55	260	A Delaware St.	55 72							
346	A South Carolina St.	61 42	241	H Howard	54 66							
326	H UMES	66 63	246	H Morgan St.	42 47							
314	H N.C. Central	44 58	151	H N.C. A&T	38 84							

Non-Div I Games:

Coppin St.

Average RPI Win:	261	WON-LOST	WINNING	LAST 10	STRENGTH OF	OPP. STRENGTH	TEAM	ADJ.	CONF.	ADJ CONF.
Average RPI Loss:	98	RECORD	PCT. RANK	GAMES	SCHEDULE	OF SCHEDULE	RPI	RPI	RPI	RPI
DIV. I ONLY	9- 13	228	2-8	101	175	182	182	7	7	
DIV. I NON-CONF.	7- 5	131	0	208	292	160	160	8	8	
TOTALS	RPI 1-25	RPI 26-50	W-L RECORDS	RPI 51-100	RPI 101-150	RPI 150+				
9- 13	0- 2	0- 0	OVERALL	0- 6	1- 2	8- 3				
5- 6	0- 0	0- 0	HOME	0- 3	1- 1	4- 2				
4- 7	0- 2	0- 0	AWAY	0- 3	0- 1	4- 1				
0- 0	0- 0	0- 0	NEUTRAL	0- 0	0- 0	0- 0				
7- 5	0- 1	0- 0	NON-CONFERENCE	0- 2	0- 1	7- 1				
3- 3	0- 0	0- 0	HOME	0- 1	0- 1	3- 1				
4- 2	0- 1	0- 0	AWAY	0- 1	0- 0	4- 0				
0- 0	0- 0	0- 0	NEUTRAL	0- 0	0- 0	0- 0				
2- 8	0- 1	0- 0	CONFERENCE	0- 4	1- 1	1- 2				
2- 3	0- 0	0- 0	HOME	0- 2	1- 0	1- 1				
0- 5	0- 1	0- 0	AWAY	0- 2	0- 1	0- 1				
0- 0	0- 0	0- 0	NEUTRAL	0- 0	0- 0	0- 0				

RPI 1-25				RPI 26-50				RPI 51-100				RPI 101+ Team's RPI: 182			
RPI	S	Opponent	Score	RPI	S	Opponent	Score	RPI	S	Opponent	Score	RPI	S	Opponent	Score
14	A	Princeton	29 60					54	A	Penn	41 63	125	A	Columbia	66 76
17	A	TCU	49 59					59	A	West Virginia	62 68	125	H	Columbia	80 77
								67	A	Yale	51 65	134	H	Duquesne	62 72
								67	H	Yale	67 74	164	H	Dartmouth	65 67
								89	H	Colgate	58 62	167	H	Binghamton	56 59
								97	H	Harvard	58 73	220	A	Brown	73 77
												220	H	Brown	74 63
												235	A	UMass Lowell	70 56
												260	A	Delaware St.	77 51
												277	H	Niagara	82 59
												290	H	ETSU	71 43
												293	A	St. Bonaventure	70 42
												322	A	Albany (NY)	71 51
												325	H	NJIT	68 44
LAST 10 Division I															
220	A	Brown	73 77	14	A	Princeton	29 60								
67	A	Yale	51 65	67	H	Yale	67 74								
164	H	Dartmouth	65 67	220	H	Brown	74 63								
97	H	Harvard	58 73	125	H	Columbia	80 77								
54	A	Penn	41 63	125	A	Columbia	66 76								

Non-Div I Games:

Cornell

■ Loss,
 ■ Non-Conf, S Site,
 ■ Home
 ■ Away
 N Neutral

Creighton

Through Games Of Feb. 23, 2020

Average RPI Win:	142	WON-LOST	WINNING	LAST 10	STRENGTH OF	OPP. STRENGTH	TEAM	ADJ.	CONF.	ADJ CONF.
Average RPI Loss:	53	RECORD	PCT. RANK	GAMES	SCHEDULE	OF SCHEDULE	RPI	RPI	RPI	RPI
DIV. I ONLY	17- 10	88	5-5	44	62	42	42	6	6	
DIV. I NON-CONF.	8- 3	68	0	35	37	15	15	6	6	
TOTALS	RPI 1-25	RPI 26-50	W-L RECORDS	RPI 51-100	RPI 101-150	RPI 150+				
17- 10	1- 1	1- 4	OVERALL	7- 5	0- 0	8- 0				
8- 3	0- 1	1- 0	HOME	3- 2	0- 0	4- 0				
7- 7	1- 0	0- 4	AWAY	2- 3	0- 0	4- 0				
2- 0	0- 0	0- 0	NEUTRAL	2- 0	0- 0	0- 0				
8- 3	0- 0	0- 3	NON-CONFERENCE	5- 0	0- 0	3- 0				
4- 0	0- 0	0- 0	HOME	2- 0	0- 0	2- 0				
2- 3	0- 0	0- 3	AWAY	1- 0	0- 0	1- 0				
2- 0	0- 0	0- 0	NEUTRAL	2- 0	0- 0	0- 0				
9- 7	1- 1	1- 1	CONFERENCE	2- 5	0- 0	5- 0				
4- 3	0- 1	1- 0	HOME	1- 2	0- 0	2- 0				
5- 4	1- 0	0- 1	AWAY	1- 3	0- 0	3- 0				
0- 0	0- 0	0- 0	NEUTRAL	0- 0	0- 0	0- 0				

RPI S	Opponent	Score	RPI S	Opponent	Score	RPI S	Opponent	Score	RPI S	Opponent	Score
22 A	DePaul	63 61	27 A	Drake	53 63	59 N	West Virginia	82 75	158 H	Wichita St.	56 46
22 H	DePaul	71 74	28 A	Arizona St.	55 70	63 A	St. John's (NY)	58 63	169 A	Providence	77 68
			33 A	South Dakota	65 72	63 H	St. John's (NY)	70 77	169 H	Providence	72 63
			37 A	Marquette	50 52	72 A	Villanova	58 42	240 A	Georgetown	65 56
			37 H	Marquette	72 62	75 H	UNI	57 54	252 A	Xavier	76 62
						76 A	Seton Hall	70 82	252 H	Xavier	62 55
						76 H	Seton Hall	78 66	269 H	North Dakota St.	70 59
						82 H	South Dakota St.	61 48	309 A	Omaha	67 54
						87 A	Nebraska	79 74			
						88 A	Butler	61 76			
						88 H	Butler	67 73			
						91 N	Temple	69 59			
LAST 10 Division I											
252 A	Xavier	76 62	37 A	Marquette	50 52						
88 A	Butler	61 76	22 A	DePaul	63 61						
76 H	Seton Hall	78 66	88 H	Butler	67 73						
63 H	St. John's (NY)	70 77	252 H	Xavier	62 55						
169 A	Providence	77 68	63 A	St. John's (NY)	58 63						

Non-Div I Games:

Creighton

Loss, Non-Conf, S Site, H Home A Away N Neutral

Average RPI Win:	211	WON-LOST	WINNING	LAST 10	STRENGTH OF	OPP. STRENGTH	TEAM	ADJ.	CONF.	ADJ CONF.
Average RPI Loss:	120	RECORD	PCT. RANK	GAMES	SCHEDULE	OF SCHEDULE	RPI	RPI	RPI	RPI
DIV. I ONLY	8- 15	261	2-8	42	176	164	164	7	7	
DIV. I NON-CONF.	6- 7	182	0	157	294	170	170	8	8	
TOTALS	RPI 1-25	RPI 26-50	W-L RECORDS	RPI 51-100	RPI 101-150	RPI 150+				
8- 15	0- 3	0- 0	OVERALL	1- 4	0- 4	7- 4				
5- 5	0- 1	0- 0	HOME	1- 2	0- 0	4- 2				
3- 10	0- 2	0- 0	AWAY	0- 2	0- 4	3- 2				
0- 0	0- 0	0- 0	NEUTRAL	0- 0	0- 0	0- 0				
6- 7	0- 1	0- 0	NON-CONFERENCE	0- 0	0- 3	6- 3				
4- 1	0- 0	0- 0	HOME	0- 0	0- 0	4- 1				
2- 6	0- 1	0- 0	AWAY	0- 0	0- 3	2- 2				
0- 0	0- 0	0- 0	NEUTRAL	0- 0	0- 0	0- 0				
2- 8	0- 2	0- 0	CONFERENCE	1- 4	0- 1	1- 1				
1- 4	0- 1	0- 0	HOME	1- 2	0- 0	0- 1				
1- 4	0- 1	0- 0	AWAY	0- 2	0- 1	1- 0				
0- 0	0- 0	0- 0	NEUTRAL	0- 0	0- 0	0- 0				

RPI S	Opponent	Score	RPI S	Opponent	Score	RPI S	Opponent	Score	RPI S	Opponent	Score	Team's RPI: 164
8	A Northwestern	37 79				54	A Penn	31 67	125	A Columbia	63 73	
14	A Princeton	55 87				54	H Penn	33 66	135	A Boston U.	56 74	
14	H Princeton	34 66				67	H Yale	47 67	143	A Buffalo	49 73	
						97	A Harvard	49 64	147	A Loyola Chicago	40 61	
						97	H Harvard	63 62	182	A Cornell	67 65	
									183	H Merrimack	57 52	
									184	H Maine	57 41	
									207	A Manhattan	58 70	
									220	H Brown	71 83	
									235	A UMass Lowell	62 51	
									239	A Fairfield	52 51	
									255	H Texas St.	51 61	
									264	A Loyola Maryland	56 72	
									268	H New Hampshire	66 47	
									297	H Vermont	72 55	
LAST 10 Division I												
14	A Princeton	55 87	220	H Brown	71 83							
54	A Penn	31 67	54	H Penn	33 66							
182	A Cornell	67 65	14	H Princeton	34 66							
125	A Columbia	63 73	97	A Harvard	49 64							
67	H Yale	47 67	97	H Harvard	63 62							

Non-Div I Games:

Dartmouth

Loss, Non-Conf, S Site, H Home A Away N Neutral

RPI 1-25				RPI 26-50				RPI 51-100				RPI 101+ Team's RPI: 131			
RPI	S	Opponent	Score	RPI	S	Opponent	Score	RPI	S	Opponent	Score	RPI	S	Opponent	Score
				29	A	Duke	52 82	53	H	Dayton	49 55	112	A	Richmond	57 69
				38	A	Virginia Tech	68 88	84	A	Fordham	46 47	125	A	Columbia	60 63
				43	A	Drexel	63 74	84	H	Fordham	74 62	130	A	Florida	50 55
				49	H	Charlotte	64 75	93	A	Saint Louis	65 58	134	H	Duquesne	79 76
												141	H	George Washington	62 55
												148	A	Massachusetts	48 61
												148	H	Massachusetts	62 70
												186	A	High Point	73 63
												208	A	Rhode Island	77 70
												208	H	Rhode Island	79 67
												210	A	UMKC	74 64
												225	H	Saint Joseph's	54 63
												230	A	George Mason	76 69
												240	H	Georgetown	66 52
												289	N	UC Irvine	78 72
												290	A	ETSU	75 60
												293	A	St. Bonaventure	56 68
												338	H	Western Caro.	101 51
LAST 10 Division I															
				148	A	Massachusetts	48 61	53	H	Dayton	49 55				
				225	H	Saint Joseph's	54 63	148	H	Massachusetts	62 70				
				134	H	Duquesne	79 76	208	A	Rhode Island	77 70				
				84	A	Fordham	46 47	112	A	Richmond	57 69				
				293	A	St. Bonaventure	56 68	141	H	George Washington	62 55				

Non-Div I Games:	Newberry	75	46
------------------	----------	----	----

Page 64

Average RPI Win:	175	WON-LOST	WINNING	LAST 10	STRENGTH OF	OPP. STRENGTH	TEAM	ADJ.	CONF.	ADJ CONF.
Average RPI Loss:	60	RECORD	PCT. RANK	GAMES	SCHEDULE	OF SCHEDULE	RPI	RPI	RPI	RPI
DIV. I ONLY	20- 8	53	9-1	98	76	53	53	12	12	
DIV. I NON-CONF.	7- 7	164	0	120	10	135	135	11	11	
TOTALS	RPI 1-25	RPI 26-50	W-L RECORDS	RPI 51-100	RPI 101-150	RPI 150+				
20- 8	0- 4	0- 0	OVERALL	2- 1	8- 3	10- 0				
10- 2	0- 2	0- 0	HOME	2- 0	3- 0	5- 0				
8- 3	0- 1	0- 0	AWAY	0- 1	5- 1	3- 0				
2- 3	0- 1	0- 0	NEUTRAL	0- 0	0- 2	2- 0				
7- 7	0- 4	0- 0	NON-CONFERENCE	0- 0	1- 3	6- 0				
3- 2	0- 2	0- 0	HOME	0- 0	0- 0	3- 0				
2- 2	0- 1	0- 0	AWAY	0- 0	1- 1	1- 0				
2- 3	0- 1	0- 0	NEUTRAL	0- 0	0- 2	2- 0				
13- 1	0- 0	0- 0	CONFERENCE	2- 1	7- 0	4- 0				
7- 0	0- 0	0- 0	HOME	2- 0	3- 0	2- 0				
6- 1	0- 0	0- 0	AWAY	0- 1	4- 0	2- 0				
0- 0	0- 0	0- 0	NEUTRAL	0- 0	0- 0	0- 0				

RPI S	Opponent	Score	RPI S	Opponent	Score	RPI S	Opponent	Score	RPI S	Opponent	Score
1	H South Carolina	49 75				84	A Fordham	38 50	102	H VCU	72 67
6	H UConn	37 75				84	H Fordham	48 44	109	N Auburn	74 76
12	N Gonzaga	65 76				93	H Saint Louis	48 47	110	N Wake Forest	59 78
18	A Central Mich.	80 81							112	A Richmond	65 51
									127	A Northeastern	71 60
									131	A Davidson	55 49
									134	H Duquesne	54 41
									141	A George Washington	66 50
									141	H George Washington	50 44
									143	A Buffalo	59 67
									148	A Massachusetts	52 51
									170	A La Salle	98 58
									173	A Toledo	60 42
									184	N Maine	78 49
									208	H Rhode Island	71 60
									225	A Saint Joseph's	59 44
									230	H George Mason	59 55
									243	N East Carolina	94 68
									251	H Lipscomb	82 60
									280	H Morehead St.	58 41
									331	H Coppin St.	78 48
LAST 10 Division I											
84	A Fordham	38 50	131	A Davidson	55 49						
141	H George Washington	50 44	225	A Saint Joseph's	59 44						
102	H VCU	72 67	84	H Fordham	48 44						
148	A Massachusetts	52 51	141	A George Washington	66 50						
208	H Rhode Island	71 60	93	H Saint Louis	48 47						

Non-Div I Games:

Dayton

■ Loss,
 ■ Non-Conf, S Site,
 ■ Home
 ■ Away
 N Neutral

Average RPI Win: 140	WON-LOST	WINNING	LAST 10	STRENGTH OF	OPP. STRENGTH	TEAM	ADJ.	CONF.	ADJ CONF.
Average RPI Loss: 34	RECORD	PCT. RANK	GAMES	SCHEDULE	OF SCHEDULE	RPI	RPI	RPI	RPI
DIV. I ONLY	25- 4	16	8-2	85	51	22	22	6	6
DIV. I NON-CONF.	10- 2	29	0	66	33	23	23	6	6
TOTALS	RPI 1-25	RPI 26-50	W-L RECORDS	RPI 51-100	RPI 101-150	RPI 150+			
25- 4	1- 2	3- 1	OVERALL	8- 1	3- 0	10- 0			
14- 2	0- 1	2- 1	HOME	5- 0	0- 0	7- 0			
11- 2	1- 1	1- 0	AWAY	3- 1	3- 0	3- 0			
0- 0	0- 0	0- 0	NEUTRAL	0- 0	0- 0	0- 0			
10- 2	1- 2	1- 0	NON-CONFERENCE	1- 0	3- 0	4- 0			
6- 1	0- 1	1- 0	HOME	1- 0	0- 0	4- 0			
4- 1	1- 1	0- 0	AWAY	0- 0	3- 0	0- 0			
0- 0	0- 0	0- 0	NEUTRAL	0- 0	0- 0	0- 0			
15- 2	0- 0	2- 1	CONFERENCE	7- 1	0- 0	6- 0			
8- 1	0- 0	1- 1	HOME	4- 0	0- 0	3- 0			
7- 1	0- 0	1- 0	AWAY	3- 1	0- 0	3- 0			
0- 0	0- 0	0- 0	NEUTRAL	0- 0	0- 0	0- 0			

RPI	S	Opponent	Score	RPI	S	Opponent	Score	RPI	S	Opponent	Score	RPI	S	Opponent	Score
6	H	UConn	74 84	37	H	Marquette	89 71	63	A	St. John's (NY)	71 65	114	A	Notre Dame	105 94
8	A	Northwestern	70 68	42	A	Creighton	74 71	63	H	St. John's (NY)	74 69	129	A	Green Bay	76 65
16	A	Oregon St.	77 98	42	H	Creighton	61 63	72	A	Villanova	58 76	147	A	Loyola Chicago	83 76
				43	H	Drexel	81 57	72	H	Villanova	85 69	169	A	Providence	80 67
								76	A	Seton Hall	86 76	169	H	Providence	93 71
								76	H	Seton Hall	85 68	198	H	Miami (OH)	98 79
								88	A	Butler	80 65	236	H	Milwaukee	94 65
								88	H	Butler	89 60	240	A	Georgetown	87 69
								100	H	Miami (FL)	89 83	240	H	Georgetown	92 66
												252	A	Xavier	91 68
												252	H	Xavier	97 65
												262	H	Arkansas St.	109 64
												333	H	Alabama St.	105 76
LAST 10 Division I															
72	A	Villanova	58 76	63	A	St. John's (NY)	71 65								
240	A	Georgetown	87 69	169	H	Providence	93 71								
252	H	Xavier	97 65	42	H	Creighton	61 63								
88	H	Butler	89 60	240	H	Georgetown	92 66								
76	A	Seton Hall	86 76	72	H	Villanova	85 69								

Non-Div I Games:

DePaul

■ Loss,
 ■ Non-Conf, S Site,
 ■ Home
 ■ Away
 N Neutral

Delaware

Through Games Of Feb. 23, 2020

Average RPI Win:	208	WON-LOST	WINNING	LAST 10	STRENGTH OF	OPP. STRENGTH	TEAM	ADJ.	CONF.	ADJ CONF.
Average RPI Loss:	126	RECORD	PCT. RANK	GAMES	SCHEDULE	OF SCHEDULE	RPI	RPI	RPI	RPI
DIV. I ONLY	10- 15	234	5-5	113	126	180	180	14	14	
DIV. I NON-CONF.	4- 7	225	0	86	127	162	162	13	13	
TOTALS	RPI 1-25	RPI 26-50	W-L RECORDS	RPI 51-100	RPI 101-150	RPI 150+				
10- 15	0- 1	0- 5	OVERALL	0- 0	2- 4	8- 5				
4- 7	0- 0	0- 2	HOME	0- 0	0- 3	4- 2				
5- 8	0- 1	0- 3	AWAY	0- 0	2- 1	3- 3				
1- 0	0- 0	0- 0	NEUTRAL	0- 0	0- 0	1- 0				
4- 7	0- 1	0- 2	NON-CONFERENCE	0- 0	1- 1	3- 3				
1- 3	0- 0	0- 0	HOME	0- 0	0- 1	1- 2				
2- 4	0- 1	0- 2	AWAY	0- 0	1- 0	1- 1				
1- 0	0- 0	0- 0	NEUTRAL	0- 0	0- 0	1- 0				
6- 8	0- 0	0- 3	CONFERENCE	0- 0	1- 3	5- 2				
3- 4	0- 0	0- 2	HOME	0- 0	0- 2	3- 0				
3- 4	0- 0	0- 1	AWAY	0- 0	1- 1	2- 2				
0- 0	0- 0	0- 0	NEUTRAL	0- 0	0- 0	0- 0				

RPI 1-25				RPI 26-50				RPI 51-100				RPI 101+ Team's RPI: 180			
RPI	S	Opponent	Score	RPI	S	Opponent	Score	RPI	S	Opponent	Score	RPI	S	Opponent	Score
3	A	Maryland	55 99	39	A	UCF	49 75					113	A	William & Mary	58 68
				40	H	James Madison	39 60					113	H	William & Mary	60 78
				43	A	Drexel	59 63					127	A	Northeastern	81 69
				43	H	Drexel	32 52					127	H	Northeastern	62 72
				49	A	Charlotte	57 61					128	A	Robert Morris	73 62
												141	H	George Washington	49 63
												174	A	Elon	65 56
												174	H	Elon	73 60
												176	H	Towson	69 62
												184	H	Maine	56 69
												193	A	Gardner-Webb	65 67
												204	N	Santa Clara	81 80
												229	A	Cal St. Fullerton	72 55
												230	H	George Mason	63 44
												260	H	Delaware St.	64 67
												265	A	Col. of Charleston	73 84
												273	A	UNCW	65 71
												318	A	Hofstra	77 67
												318	H	Hofstra	80 59
LAST 10 Division I															
113	H	William & Mary	60 78	176	H	Towson	69 62								
174	H	Elon	73 60	40	H	James Madison	39 60								
43	H	Drexel	32 52	174	A	Elon	65 56								
318	A	Hofstra	77 67	113	A	William & Mary	58 68								
127	A	Northeastern	81 69	43	A	Drexel	59 63								

Non-Div I Games:

Delaware

Loss, Non-Conf, S Site, H Home A Away N Neutral

Average RPI Win:	305	WON-LOST	WINNING	LAST 10	STRENGTH OF	OPP. STRENGTH	TEAM	ADJ.	CONF.	ADJ CONF.
Average RPI Loss:	144	RECORD	PCT. RANK	GAMES	SCHEDULE	OF SCHEDULE	RPI	RPI	RPI	RPI
DIV. I ONLY	10- 13	219	6-4	214	343	260	260	29	29	
DIV. I NON-CONF.	2- 9	304	0	50	329	257	257	29	29	
TOTALS	RPI 1-25	RPI 26-50	W-L RECORDS	RPI 51-100	RPI 101-150	RPI 150+				
10- 13	0- 0	0- 1	OVERALL	0- 2	0- 3	10- 7				
6- 8	0- 0	0- 0	HOME	0- 1	0- 3	6- 4				
4- 5	0- 0	0- 1	AWAY	0- 1	0- 0	4- 3				
0- 0	0- 0	0- 0	NEUTRAL	0- 0	0- 0	0- 0				
2- 9	0- 0	0- 1	NON-CONFERENCE	0- 2	0- 2	2- 4				
1- 6	0- 0	0- 0	HOME	0- 1	0- 2	1- 3				
1- 3	0- 0	0- 1	AWAY	0- 1	0- 0	1- 1				
0- 0	0- 0	0- 0	NEUTRAL	0- 0	0- 0	0- 0				
8- 4	0- 0	0- 0	CONFERENCE	0- 0	0- 1	8- 3				
5- 2	0- 0	0- 0	HOME	0- 0	0- 1	5- 1				
3- 2	0- 0	0- 0	AWAY	0- 0	0- 0	3- 2				
0- 0	0- 0	0- 0	NEUTRAL	0- 0	0- 0	0- 0				

RPI 1-25				RPI 26-50				RPI 51-100				RPI 101+ Team's RPI: 260			
RPI	S	Opponent	Score	RPI	S	Opponent	Score	RPI	S	Opponent	Score	RPI	S	Opponent	Score
				40	A	James Madison	64 83	79	A	Boston College	69 109	113	H	William & Mary	52 73
								90	H	Rider	69 71	118	H	Bethune-Cookman	55 66
												133	H	Lehigh	38 68
												151	A	N.C. A&T	53 58
												151	H	N.C. A&T	45 69
												167	H	Binghamton	66 75
												180	A	Delaware	67 64
												182	H	Cornell	51 77
												187	A	Norfolk St.	57 65
												202	H	Cleveland St.	49 57
												246	H	Morgan St.	69 61
												259	A	Longwood	62 78
												314	A	N.C. Central	64 60
												314	H	N.C. Central	64 54
												323	H	Saint Peter's	89 66
												326	H	UMES	72 58
												331	A	Coppin St.	72 65
												331	H	Coppin St.	72 55
												341	H	Florida A&M	61 53
												346	A	South Carolina St.	76 64
LAST 10 Division I															
				331	A	Coppin St.	72 65	326	H	UMES	72 58				
				118	H	Bethune-Cookman	55 66	331	H	Coppin St.	72 55				
				341	H	Florida A&M	61 53	151	A	N.C. A&T	53 58				
				346	A	South Carolina St.	76 64	314	A	N.C. Central	64 60				
				187	A	Norfolk St.	57 65	151	H	N.C. A&T	45 69				

Non-Div I Games: Post 67 41 Georgian Court 69 48

Delaware St.

■ Loss,
 ■ Non-Conf,
 ■ S Site,
 ■ H Home
 ■ A Away
 N Neutral

RPI 1-25				RPI 26-50				RPI 51-100				RPI 101+ Team's RPI: 245			
RPI	S	Opponent	Score	RPI	S	Opponent	Score	RPI	S	Opponent	Score	RPI	S	Opponent	Score
				33	A	South Dakota	61 104	74	A	Colorado	70 96	150	N	Western Mich.	70 79
				33	H	South Dakota	60 92	82	A	South Dakota St.	72 62	152	N	Akron	72 88
								82	H	South Dakota St.	79 86	177	H	Southern Utah	81 73
												192	A	Western Ill.	75 82
												199	H	Wyoming	71 57
												210	A	UMKC	79 83
												218	A	Oral Roberts	72 84
												218	H	Oral Roberts	91 79
												224	H	Northern Colo.	74 55
												232	A	North Dakota	91 81
												232	H	North Dakota	82 90
												254	H	Alabama A&M	83 86
												269	A	North Dakota St.	80 85
												269	H	North Dakota St.	91 82
												270	A	Lamar University	59 71
												289	H	UC Irvine	83 75
												309	A	Omaha	86 80
												309	H	Omaha	66 60
												313	H	Cal Poly	96 66
												319	H	New Mexico St.	75 78
												335	H	Purdue Fort Wayne	83 57
				LAST 10 Division I											
				218	H	Oral Roberts	91 79	218	A	Oral Roberts	72 84				
				309	A	Omaha	86 80	269	A	North Dakota St.	80 85				
				82	A	South Dakota St.	72 62	232	A	North Dakota	91 81				
				335	H	Purdue Fort Wayne	83 57	309	H	Omaha	66 60				
				33	H	South Dakota	60 92	192	A	Western Ill.	75 82				

Denver

Page 69

Detroit Mercy

Through Games Of Feb. 23, 2020

Average RPI Win: 296	WON-LOST	WINNING	LAST 10	STRENGTH OF	OPP. STRENGTH	TEAM	ADJ.	CONF.	ADJ CONF.
Average RPI Loss: 180	RECORD	PCT. RANK	GAMES	SCHEDULE	OF SCHEDULE	RPI	RPI	RPI	RPI
DIV. I ONLY	3- 24	341	1-9	213	273	332	332	22	22
DIV. I NON-CONF.	0- 11	338	0	172	239	331	331	19	19
TOTALS	RPI 1-25	RPI 26-50	W-L RECORDS	RPI 51-100	RPI 101-150	RPI 150+			
3- 24	0- 0	0- 0	OVERALL	0- 4	0- 5	3- 15			
2- 10	0- 0	0- 0	HOME	0- 1	0- 3	2- 6			
1- 12	0- 0	0- 0	AWAY	0- 3	0- 2	1- 7			
0- 2	0- 0	0- 0	NEUTRAL	0- 0	0- 0	0- 2			
0- 11	0- 0	0- 0	NON-CONFERENCE	0- 2	0- 3	0- 6			
0- 5	0- 0	0- 0	HOME	0- 0	0- 2	0- 3			
0- 4	0- 0	0- 0	AWAY	0- 2	0- 1	0- 1			
0- 2	0- 0	0- 0	NEUTRAL	0- 0	0- 0	0- 2			
3- 13	0- 0	0- 0	CONFERENCE	0- 2	0- 2	3- 9			
2- 5	0- 0	0- 0	HOME	0- 1	0- 1	2- 3			
1- 8	0- 0	0- 0	AWAY	0- 1	0- 1	1- 6			
0- 0	0- 0	0- 0	NEUTRAL	0- 0	0- 0	0- 0			

RPI S	Opponent	Score	RPI S	Opponent	Score	RPI S	Opponent	Score	RPI S	Opponent	Score	Team's RPI: 332
						64	A IUPUI	45 82	129	A Green Bay	45 72	
						64	H IUPUI	54 95	129	H Green Bay	48 65	
						88	A Butler	60 82	147	H Loyola Chicago	60 89	
						92	A Michigan St.	52 110	149	H Valparaiso	58 77	
									150	A Western Mich.	67 82	
									152	H Akron	60 81	
									154	A Wright St.	61 67	
									160	H Eastern Mich.	70 84	
									173	H Toledo	64 82	
									185	A Northern Ky.	60 72	
									202	A Cleveland St.	63 68	
									202	H Cleveland St.	70 59	
									211	N Tennessee Tech	47 69	
									230	A George Mason	62 75	
									236	A Milwaukee	51 76	
									236	H Milwaukee	48 63	
									250	A Youngstown St.	66 72	
									250	H Youngstown St.	47 62	
									278	A Oakland	60 65	
									278	H Oakland	57 71	
									308	N Sacred Heart	60 66	
									343	A UIC	70 62	
									343	H UIC	58 52	
LAST 10 Division I												
			202	A Cleveland St.	63 68	64	H IUPUI	54 95				
			250	A Youngstown St.	66 72	278	A Oakland	60 65				
			236	A Milwaukee	51 76	185	A Northern Ky.	60 72				
			129	A Green Bay	45 72	154	A Wright St.	61 67				
			343	H UIC	58 52	250	H Youngstown St.	47 62				

Non-Div I Games:

Detroit Mercy

Loss, Non-Conf, S Site, H Home A Away N Neutral

Average RPI Win:	148	WON-LOST	WINNING	LAST 10	STRENGTH OF	OPP. STRENGTH	TEAM	ADJ.	CONF.	ADJ CONF.
Average RPI Loss:	28	RECORD	PCT. RANK	GAMES	SCHEDULE	OF SCHEDULE	RPI	RPI	RPI	RPI
DIV. I ONLY	19- 7	48	8-2	55	46	27	27	8	8	
DIV. I NON-CONF.	7- 4	100	0	44	2	38	38	7	7	
TOTALS	RPI 1-25	RPI 26-50	W-L RECORDS	RPI 51-100	RPI 101-150	RPI 150+				
19- 7	0- 3	2- 3	OVERALL	7- 1	3- 0	7- 0				
12- 1	0- 1	2- 0	HOME	5- 0	2- 0	3- 0				
5- 5	0- 2	0- 2	AWAY	2- 1	0- 0	3- 0				
2- 1	0- 0	0- 1	NEUTRAL	0- 0	1- 0	1- 0				
7- 4	0- 1	1- 2	NON-CONFERENCE	2- 1	1- 0	3- 0				
4- 0	0- 0	1- 0	HOME	2- 0	0- 0	1- 0				
1- 3	0- 1	0- 1	AWAY	0- 1	0- 0	1- 0				
2- 1	0- 0	0- 1	NEUTRAL	0- 0	1- 0	1- 0				
12- 3	0- 2	1- 1	CONFERENCE	5- 0	2- 0	4- 0				
8- 1	0- 1	1- 0	HOME	3- 0	2- 0	2- 0				
4- 2	0- 1	0- 1	AWAY	2- 0	0- 0	2- 0				
0- 0	0- 0	0- 0	NEUTRAL	0- 0	0- 0	0- 0				

RPI 1-25				RPI 26-50				Team's RPI: 27				RPI 51-100				RPI 101+			
RPI	S	Opponent	Score	RPI	S	Opponent	Score	RPI	S	Opponent	Score	RPI	S	Opponent	Score	RPI	S	Opponent	Score
9	A	Iowa	67 79	33	A	South Dakota	94 102	51	H	Iowa St.	86 81	109	N	Auburn	83 82				
10	A	Missouri St.	67 69	36	A	Bradley	76 77	56	A	Oklahoma	84 93	147	H	Loyola Chicago	80 52				
10	H	Missouri St.	83 89	36	H	Bradley	85 72	75	H	UNI	104 87	149	H	Valparaiso	87 66				
				41	N	Purdue	47 67	82	H	South Dakota St.	74 67	178	A	Northern Ill.	73 49				
				42	H	Creighton	63 53	86	A	Illinois St.	69 67	184	N	Maine	94 62				
								86	H	Illinois St.	87 82	192	H	Western Ill.	94 75				
								99	A	Southern Ill.	73 65	274	A	Indiana St.	92 71				
								99	H	Southern Ill.	91 76	274	H	Indiana St.	105 65				
												320	A	Evansville	66 51				
												320	H	Evansville	108 44				
LAST 10 Division I																			
				86	H	Illinois St.	87 82	99	H	Southern Ill.	91 76								
				36	H	Bradley	85 72	147	H	Loyola Chicago	80 52								
				274	A	Indiana St.	92 71	149	H	Valparaiso	87 66								
				320	A	Evansville	66 51	36	A	Bradley	76 77								
				10	H	Missouri St.	83 89	86	A	Illinois St.	69 67								

Non-Div I Games: Waldorf 103 18

Drake

Loss, Non-Conf, S Site, H Home A Away N Neutral

Average RPI Win: 170	WON-LOST	WINNING	LAST 10	STRENGTH OF	OPP. STRENGTH	TEAM	ADJ.	CONF.	ADJ CONF.
Average RPI Loss: 110	RECORD	PCT. RANK	GAMES	SCHEDULE	OF SCHEDULE	RPI	RPI	RPI	RPI
DIV. I ONLY	20- 6	35	10-0	111	122	43	43	14	14
DIV. I NON-CONF.	7- 5	131	0	59	82	78	78	13	13
TOTALS	RPI 1-25	RPI 26-50	W-L RECORDS	RPI 51-100	RPI 101-150	RPI 150+			
20- 6	0- 1	1- 0	OVERALL	1- 2	6- 2	12- 1			
12- 1	0- 0	1- 0	HOME	1- 0	4- 1	6- 0			
8- 4	0- 1	0- 0	AWAY	0- 2	2- 0	6- 1			
0- 1	0- 0	0- 0	NEUTRAL	0- 0	0- 1	0- 0			
7- 5	0- 1	0- 0	NON-CONFERENCE	1- 2	2- 2	4- 0			
5- 1	0- 0	0- 0	HOME	1- 0	2- 1	2- 0			
2- 3	0- 1	0- 0	AWAY	0- 2	0- 0	2- 0			
0- 1	0- 0	0- 0	NEUTRAL	0- 0	0- 1	0- 0			
13- 1	0- 0	1- 0	CONFERENCE	0- 0	4- 0	8- 1			
7- 0	0- 0	1- 0	HOME	0- 0	2- 0	4- 0			
6- 1	0- 0	0- 0	AWAY	0- 0	2- 0	4- 1			
0- 0	0- 0	0- 0	NEUTRAL	0- 0	0- 0	0- 0			

RPI 1-25				RPI 26-50				Team's RPI: 43				RPI 51-100				RPI 101+			
RPI	S	Opponent	Score	RPI	S	Opponent	Score	RPI	S	Opponent	Score	RPI	S	Opponent	Score	RPI	S	Opponent	Score
22	A	DePaul	57 81	40	H	James Madison	70 48	54	A	Penn	49 53	112	H	Richmond	58 52				
								61	A	Bucknell	49 60	113	A	William & Mary	61 54				
								72	H	Villanova	54 52	113	H	William & Mary	84 74				
												115	H	Pacific	51 58				
												127	A	Northeastern	67 51				
												127	H	Northeastern	50 41				
												131	H	Davidson	74 63				
												143	N	Buffalo	59 63				
												170	H	La Salle	69 31				
												174	A	Elon	55 53				
												174	H	Elon	66 47				
												176	H	Towson	59 50				
												180	A	Delaware	52 32				
												180	H	Delaware	63 59				
												184	H	Maine	70 57				
												189	A	Quinnipiac	66 62				
												225	A	Saint Joseph's	62 52				
												265	A	Col. of Charleston	59 73				
												273	A	UNCW	73 72				
												318	A	Hofstra	45 32				
												318	H	Hofstra	74 54				
LAST 10 Division I																			
174	H	Elon	66 47	40	H	James Madison	70 48	176	H	Towson	59 50	113	A	William & Mary	61 54				
113	H	William & Mary	84 74	176	H	Towson	59 50	113	A	William & Mary	61 54	174	A	Elon	55 53				
180	A	Delaware	52 32	113	A	William & Mary	61 54	174	A	Elon	55 53	180	H	Delaware	63 59				
127	A	Northeastern	67 51	174	A	Elon	55 53												
318	A	Hofstra	45 32	180	H	Delaware	63 59												

Non-Div I Games:

Drexel

■ Loss,
 ■ Non-Conf,
 ■ S Site,
 ■ H Home
 ■ A Away
 N Neutral

Average RPI Win:	110	WON-LOST	WINNING	LAST 10	STRENGTH OF	OPP. STRENGTH	TEAM	ADJ.	CONF.	ADJ CONF.
Average RPI Loss:	54	RECORD	PCT. RANK	GAMES	SCHEDULE	OF SCHEDULE	RPI	RPI	RPI	RPI
DIV. I ONLY	16- 10	95	8-2	8	33	29	29	5	5	
DIV. I NON-CONF.	6- 5	151	0	2	53	20	20	4	4	
TOTALS	RPI 1-25	RPI 26-50	W-L RECORDS	RPI 51-100	RPI 101-150	RPI 150+				
16- 10	1- 5	3- 2	OVERALL	5- 1	3- 1	4- 1				
12- 3	1- 2	3- 0	HOME	3- 0	3- 1	2- 0				
4- 7	0- 3	0- 2	AWAY	2- 1	0- 0	2- 1				
0- 0	0- 0	0- 0	NEUTRAL	0- 0	0- 0	0- 0				
6- 5	0- 3	1- 1	NON-CONFERENCE	1- 1	1- 0	3- 0				
5- 1	0- 1	1- 0	HOME	1- 0	1- 0	2- 0				
1- 4	0- 2	0- 1	AWAY	0- 1	0- 0	1- 0				
0- 0	0- 0	0- 0	NEUTRAL	0- 0	0- 0	0- 0				
10- 5	1- 2	2- 1	CONFERENCE	4- 0	2- 1	1- 1				
7- 2	1- 1	2- 0	HOME	2- 0	2- 1	0- 0				
3- 3	0- 1	0- 1	AWAY	2- 0	0- 0	1- 1				
0- 0	0- 0	0- 0	NEUTRAL	0- 0	0- 0	0- 0				

RPI 1-25				RPI 26-50				Team's RPI: 29		RPI 51-100				RPI 101+			
RPI	S	Opponent	Score	RPI	S	Opponent	Score			RPI	S	Opponent	Score	RPI	S	Opponent	Score
1	A	South Carolina	46 89	32	A	FGCU	56 78			54	H	Penn	66 50	110	H	Wake Forest	58 60
5	A	Louisville	55 60	38	H	Virginia Tech	72 67			66	H	Georgia Tech	58 46	111	H	North Carolina	71 61
8	H	Northwestern	42 63	45	A	Virginia	63 66			79	H	Boston College	85 73	114	H	Notre Dame	50 47
13	A	Texas A&M	58 79	45	H	Virginia	62 47			87	A	Nebraska	79 83	131	H	Davidson	82 52
20	H	NC State	60 63	48	H	Troy	99 85			98	A	Syracuse	88 58	171	H	Idaho St.	85 66
25	H	Florida St.	66 64							100	A	Miami (FL)	74 55	186	H	High Point	93 57

Non-Div I Games:

Duke

■ Loss,
 ■ Non-Conf, S Site,
 ■ Home
 ■ Away
 N Neutral

Average RPI Win:	217	WON-LOST	WINNING	LAST 10	STRENGTH OF	OPP. STRENGTH	TEAM	ADJ.	CONF.	ADJ CONF.
Average RPI Loss:	106	RECORD	PCT. RANK	GAMES	SCHEDULE	OF SCHEDULE	RPI	RPI	RPI	RPI
DIV. I ONLY	17- 10	88	6-4	265	103	134	134	12	12	
DIV. I NON-CONF.	10- 3	57	0	291	111	103	103	11	11	
TOTALS	RPI 1-25	RPI 26-50	W-L RECORDS	RPI 51-100	RPI 101-150	RPI 150+				
17- 10	0- 0	0- 1	OVERALL	0- 3	1- 6	16- 0				
9- 3	0- 0	0- 0	HOME	0- 0	0- 3	9- 0				
8- 7	0- 0	0- 1	AWAY	0- 3	1- 3	7- 0				
0- 0	0- 0	0- 0	NEUTRAL	0- 0	0- 0	0- 0				
10- 3	0- 0	0- 1	NON-CONFERENCE	0- 1	0- 1	10- 0				
4- 1	0- 0	0- 0	HOME	0- 0	0- 1	4- 0				
6- 2	0- 0	0- 1	AWAY	0- 1	0- 0	6- 0				
0- 0	0- 0	0- 0	NEUTRAL	0- 0	0- 0	0- 0				
7- 7	0- 0	0- 0	CONFERENCE	0- 2	1- 5	6- 0				
5- 2	0- 0	0- 0	HOME	0- 0	0- 2	5- 0				
2- 5	0- 0	0- 0	AWAY	0- 2	1- 3	1- 0				
0- 0	0- 0	0- 0	NEUTRAL	0- 0	0- 0	0- 0				

RPI S	Opponent	Score	RPI S	Opponent	Score	RPI S	Opponent	Score	RPI S	Opponent	Score	Team's RPI: 134
46	A Oklahoma St.	41 84	53	A Dayton	41 54	102	A VCU	79 76	103	H Kent St.	75 77	
			91	A Temple	72 85	112	A Richmond	64 67	131	A Davidson	76 79	
			93	A Saint Louis	50 53	141	A George Washington	60 65	141	H George Washington	65 72	
						148	H Massachusetts	77 81	152	A Akron	88 63	
						170	H La Salle	82 56	172	A Lafayette	73 65	
						173	H Toledo	79 74	182	A Cornell	72 62	
						207	A Manhattan	76 65	208	H Rhode Island	72 62	
						216	H Kennesaw St.	75 72	222	A Iona	76 74	
						225	A Saint Joseph's	58 51	225	H Saint Joseph's	53 42	
						230	H George Mason	84 63	276	H Saint Francis (PA)	72 69	
						285	A Pittsburgh	81 62	293	H St. Bonaventure	58 39	
						349	H Central Conn. St.	72 33				
LAST 10 Division I												
141	H George Washington	65 72	102	A VCU	79 76							
208	H Rhode Island	72 62	293	H St. Bonaventure	58 39							
131	A Davidson	76 79	93	A Saint Louis	50 53							
112	A Richmond	64 67	230	H George Mason	84 63							
225	H Saint Joseph's	53 42	225	A Saint Joseph's	58 51							

Non-Div I Games:

Duquesne

■ Loss,
 ■ Non-Conf,
 ■ S Site,
 ■ H Home
 ■ A Away
 N Neutral

[illegible]

ETSU

Page 75

East Carolina

Through Games Of Feb. 23, 2020

Average RPI Win: 231	WON-LOST	WINNING	LAST 10	STRENGTH OF	OPP. STRENGTH	TEAM	ADJ.	CONF.	ADJ CONF.
Average RPI Loss: 121	RECORD	PCT. RANK	GAMES	SCHEDULE	OF SCHEDULE	RPI	RPI	RPI	RPI
DIV. I ONLY	8- 18	285	5-5	118	105	243	243	9	9
DIV. I NON-CONF.	3- 10	282	0	85	121	244	244	10	10
TOTALS	RPI 1-25	RPI 26-50	W-L RECORDS	RPI 51-100	RPI 101-150	RPI 150+			
8- 18	0- 2	0- 2	OVERALL	1- 3	0- 4	7- 7			
6- 7	0- 1	0- 1	HOME	1- 1	0- 1	5- 3			
2- 9	0- 0	0- 1	AWAY	0- 1	0- 3	2- 4			
0- 2	0- 1	0- 0	NEUTRAL	0- 1	0- 0	0- 0			
3- 10	0- 1	0- 1	NON-CONFERENCE	0- 3	0- 4	3- 1			
2- 4	0- 0	0- 1	HOME	0- 1	0- 1	2- 1			
1- 4	0- 0	0- 0	AWAY	0- 1	0- 3	1- 0			
0- 2	0- 1	0- 0	NEUTRAL	0- 1	0- 0	0- 0			
5- 8	0- 1	0- 1	CONFERENCE	1- 0	0- 0	4- 6			
4- 3	0- 1	0- 0	HOME	1- 0	0- 0	3- 2			
1- 5	0- 0	0- 1	AWAY	0- 0	0- 0	1- 4			
0- 0	0- 0	0- 0	NEUTRAL	0- 0	0- 0	0- 0			

RPI 1-25				RPI 26-50				RPI 51-100				RPI 101+ Team's RPI: 243			
RPI	S	Opponent	Score	RPI	S	Opponent	Score	RPI	S	Opponent	Score	RPI	S	Opponent	Score
6	H	UConn	42 98	39	A	UCF	55 91	53	N	Dayton	68 94	102	A	VCU	40 53
8	N	Northwestern	45 64	49	H	Charlotte	47 59	58	H	Middle Tenn.	66 68	104	A	Liberty	66 81
								71	A	Georgia	50 67	110	A	Wake Forest	53 76
								91	H	Temple	56 50	113	H	William & Mary	68 78
												158	A	Wichita St.	55 57
												158	H	Wichita St.	53 61
												190	A	Houston	63 72
												190	H	Houston	53 50
												191	A	Memphis	61 57
												191	H	Memphis	71 65
												219	A	SMU	45 53
												219	H	SMU	47 55
												241	H	Howard	51 67
												259	A	Longwood	64 61
												272	A	Tulsa	56 58
												272	H	Tulsa	59 42
												326	H	UMES	57 42
												328	H	USC Upstate	69 48
LAST 10 Division I															
				91	H	Temple	56 50	158	A	Wichita St.	55 57				
				272	H	Tulsa	59 42	191	H	Memphis	71 65				
				191	A	Memphis	61 57	6	H	UConn	42 98				
				219	A	SMU	45 53	272	A	Tulsa	56 58				
				190	H	Houston	53 50	190	A	Houston	63 72				

Non-Div I Games:

East Carolina

Loss, Non-Conf, S Site, H Home A Away N Neutral

Average RPI Win:	257	WON-LOST	WINNING	LAST 10	STRENGTH OF	OPP. STRENGTH	TEAM	ADJ.	CONF.	ADJ CONF.
Average RPI Loss:	155	RECORD	PCT. RANK	GAMES	SCHEDULE	OF SCHEDULE	RPI	RPI	RPI	RPI
DIV. I ONLY	16- 10	95	7-3	333	206	213	213	20	20	
DIV. I NON-CONF.	5- 5	164	0	349	137	305	305	23	23	
TOTALS	RPI 1-25	RPI 26-50	W-L RECORDS	RPI 51-100	RPI 101-150	RPI 150+				
16- 10	0- 0	1- 1	OVERALL	0- 1	0- 4	15- 4				
8- 5	0- 0	1- 0	HOME	0- 0	0- 3	7- 2				
7- 5	0- 0	0- 1	AWAY	0- 1	0- 1	7- 2				
1- 0	0- 0	0- 0	NEUTRAL	0- 0	0- 0	1- 0				
5- 5	0- 0	0- 0	NON-CONFERENCE	0- 0	0- 3	5- 2				
1- 3	0- 0	0- 0	HOME	0- 0	0- 2	1- 1				
3- 2	0- 0	0- 0	AWAY	0- 0	0- 1	3- 1				
1- 0	0- 0	0- 0	NEUTRAL	0- 0	0- 0	1- 0				
11- 5	0- 0	1- 1	CONFERENCE	0- 1	0- 1	10- 2				
7- 2	0- 0	1- 0	HOME	0- 0	0- 1	6- 1				
4- 3	0- 0	0- 1	AWAY	0- 1	0- 0	4- 1				
0- 0	0- 0	0- 0	NEUTRAL	0- 0	0- 0	0- 0				

RPI 1-25			RPI 26-50			RPI 51-100			RPI 101+ Team's RPI: 213		
RPI	S	Opponent	Score	RPI	S	Opponent	Score	RPI	S	Opponent	Score
				50	A	UT Martin	64 88	57	A	Belmont	45 69
				50	H	UT Martin	74 70				
LAST 10 Division I											
				179	H	Austin Peay	73 72	284	H	Eastern Ky.	85 38
				227	H	Murray St.	66 46	179	A	Austin Peay	76 47
				50	A	UT Martin	64 88	227	A	Murray St.	87 92
				339	H	SIUE	77 71	119	H	Southeast Mo. St.	65 77
				280	H	Morehead St.	67 62	50	H	UT Martin	74 70
								119	H	Southeast Mo. St.	65 77
								339	H	SIUE	77 71
								343	A	UIC	80 45

Non-Div I Games: Lindenwood (MO) 88 66






























































Eastern Ill.

■ Loss,
 ■ Non-Conf,
 ■ S Site,
 ■ H Home
 ■ A Away
 N Neutral

Eastern Ky.





Through Games Of Feb. 23, 2020

Average RPI Win:	271	WON-LOST	WINNING	LAST 10	STRENGTH OF	OPP. STRENGTH	TEAM	ADJ.	CONF.	ADJ CONF.
Average RPI Loss:	169	RECORD	PCT. RANK	GAMES	SCHEDULE	OF SCHEDULE	RPI	RPI	RPI	RPI
DIV. I ONLY	9- 17	267	2-8	287	236	284	284	20	20	
DIV. I NON-CONF.	5- 5	164	0	269	153	196	196	23	23	
TOTALS	RPI 1-25	RPI 26-50	W-L RECORDS	RPI 51-100	RPI 101-150	RPI 150+				
9- 17	0- 0	0- 1	OVERALL	0- 4	0- 2	9- 10				
3- 9	0- 0	0- 1	HOME	0- 1	0- 1	3- 6				
6- 8	0- 0	0- 0	AWAY	0- 3	0- 1	6- 4				
0- 0	0- 0	0- 0	NEUTRAL	0- 0	0- 0	0- 0				
5- 5	0- 0	0- 0	NON-CONFERENCE	0- 2	0- 1	5- 2				
2- 2	0- 0	0- 0	HOME	0- 0	0- 0	2- 2				
3- 3	0- 0	0- 0	AWAY	0- 2	0- 1	3- 0				
0- 0	0- 0	0- 0	NEUTRAL	0- 0	0- 0	0- 0				
4- 12	0- 0	0- 1	CONFERENCE	0- 2	0- 1	4- 8				
1- 7	0- 0	0- 1	HOME	0- 1	0- 1	1- 4				
3- 5	0- 0	0- 0	AWAY	0- 1	0- 0	3- 4				
0- 0	0- 0	0- 0	NEUTRAL	0- 0	0- 0	0- 0				

RPI S	Opponent	Score	RPI S	Opponent	Score	RPI S	Opponent	Score	RPI S	Opponent	Score	Team's RPI: 284
			50  UT Martin	50  65		57  Belmont	48  68		119  Southeast Mo. St.	44  60		
						57  Belmont	46  85		120  Vanderbilt	69  75		
						64  IUPUI	42  72		179  Austin Peay	53  69		
						88  Butler	41  73		185  Northern Ky.	69 62		
									191  Memphis	63 60		
									195  Chattanooga	71 65		
									198  Miami (OH)	57  75		
									211  Tennessee Tech	82  87		
									211  Tennessee Tech	42  60		
									213  Eastern Ill.	38  85		
									213  Eastern Ill.	63  83		
									250  Youngstown St.	63  72		
									252  Xavier	56 55		
									253  Jacksonville St.	54  68		
									253  Jacksonville St.	33  43		
									280  Morehead St.	68 47		
									327  Mercer	61 60		
									334  Tennessee St.	61 55		
									334  Tennessee St.	64  67		
									339  SIUE	68 38		
									339  SIUE	49 46		
LAST 10 Division I												
			57  Belmont	46  85		213  Eastern Ill.	38  85					
			334  Tennessee St.	64  67		119  Southeast Mo. St.	44  60					
			179  Austin Peay	53  69		50  UT Martin	50  65					
			280  Morehead St.	68 47		211  Tennessee Tech	82  87					
			339  SIUE	68 38		253  Jacksonville St.	54  68					

Non-Div I Games: Alice Lloyd 102 65

Eastern Ky.

 Loss,  Non-Conf, S Site,  Home  Away N Neutral

Eastern Mich.

Through Games Of Feb. 23, 2020

Average RPI Win:	211	WON-LOST	WINNING	LAST 10	STRENGTH OF	OPP. STRENGTH	TEAM	ADJ.	CONF.	ADJ CONF.
Average RPI Loss:	115	RECORD	PCT. RANK	GAMES	SCHEDULE	OF SCHEDULE	RPI	RPI	RPI	RPI
DIV. I ONLY	12- 12	172	5-5	170	136	160	160	10	10	
DIV. I NON-CONF.	4- 6	212	0	260	263	245	245	9	9	
TOTALS	RPI 1-25	RPI 26-50	W-L RECORDS	RPI 51-100	RPI 101-150	RPI 150+				
12- 12	0- 1	0- 2	OVERALL	1- 3	3- 1	8- 5				
6- 5	0- 1	0- 2	HOME	1- 1	1- 0	4- 1				
6- 7	0- 0	0- 0	AWAY	0- 2	2- 1	4- 4				
0- 0	0- 0	0- 0	NEUTRAL	0- 0	0- 0	0- 0				
4- 6	0- 0	0- 1	NON-CONFERENCE	0- 2	1- 0	3- 3				
2- 2	0- 0	0- 1	HOME	0- 1	1- 0	1- 0				
2- 4	0- 0	0- 0	AWAY	0- 1	0- 0	2- 3				
0- 0	0- 0	0- 0	NEUTRAL	0- 0	0- 0	0- 0				
8- 6	0- 1	0- 1	CONFERENCE	1- 1	2- 1	5- 2				
4- 3	0- 1	0- 1	HOME	1- 0	0- 0	3- 1				
4- 3	0- 0	0- 0	AWAY	0- 1	2- 1	2- 1				
0- 0	0- 0	0- 0	NEUTRAL	0- 0	0- 0	0- 0				

RPI S	Opponent	Score	RPI S	Opponent	Score	RPI S	Opponent	Score	RPI S	Opponent	Score	Team's RPI: 160
18	H Central Mich.	82 89	30	H Michigan	38 57	70	A Ball St.	54 59	103	A Kent St.	74 69	
			47	H Ohio	65 75	70	H Ball St.	61 58	119	H Southeast Mo. St.	69 64	
						92	A Michigan St.	50 85	143	A Buffalo	63 66	
						99	H Southern Ill.	54 85	150	A Western Mich.	83 79	
									152	A Akron	81 88	
									152	H Akron	53 64	
									158	A Wichita St.	52 63	
									167	A Binghamton	67 78	
									173	A Toledo	77 62	
									178	H Northern Ill.	62 55	
									198	H Miami (OH)	80 53	
									250	A Youngstown St.	77 79	
									263	A Bowling Green	70 58	
									263	H Bowling Green	78 61	
									332	A Detroit Mercy	84 70	
									335	H Purdue Fort Wayne	64 40	
									343	A UIC	68 59	
LAST 10 Division I												
70	H Ball St.	61 58	152	A Akron	81 88							
152	H Akron	53 64	173	A Toledo	77 62							
263	A Bowling Green	70 58	178	H Northern Ill.	62 55							
150	A Western Mich.	83 79	18	H Central Mich.	82 89							
47	H Ohio	65 75	143	A Buffalo	63 66							

Non-Div I Games: Olivet 95 38

Eastern Mich.

Loss, Non-Conf, S Site, H Home A Away N Neutral

Average RPI Win:	281	WON-LOST	WINNING	LAST 10	STRENGTH OF	OPP. STRENGTH	TEAM	ADJ.	CONF.	ADJ CONF.
Average RPI Loss:	142	RECORD	PCT. RANK	GAMES	SCHEDULE	OF SCHEDULE	RPI	RPI	RPI	RPI
DIV. I ONLY	3- 21	332	2-8	90	195	299	299	18	18	
DIV. I NON-CONF.	0- 8	338	0	7	105	236	236	17	17	
TOTALS	RPI 1-25	RPI 26-50	W-L RECORDS	RPI 51-100	RPI 101-150	RPI 150+				
3- 21	0- 2	0- 1	OVERALL	0- 2	0- 4	3- 12				
2- 8	0- 0	0- 0	HOME	0- 1	0- 2	2- 5				
1- 12	0- 2	0- 0	AWAY	0- 1	0- 2	1- 7				
0- 1	0- 0	0- 1	NEUTRAL	0- 0	0- 0	0- 0				
0- 8	0- 2	0- 1	NON-CONFERENCE	0- 0	0- 2	0- 3				
0- 2	0- 0	0- 0	HOME	0- 0	0- 1	0- 1				
0- 5	0- 2	0- 0	AWAY	0- 0	0- 1	0- 2				
0- 1	0- 0	0- 1	NEUTRAL	0- 0	0- 0	0- 0				
3- 13	0- 0	0- 0	CONFERENCE	0- 2	0- 2	3- 9				
2- 6	0- 0	0- 0	HOME	0- 1	0- 1	2- 4				
1- 7	0- 0	0- 0	AWAY	0- 1	0- 1	1- 5				
0- 0	0- 0	0- 0	NEUTRAL	0- 0	0- 0	0- 0				

RPI 1-25				RPI 26-50				RPI 51-100				RPI 101+ Team's RPI: 299			
RPI	S	Opponent	Score	RPI	S	Opponent	Score	RPI	S	Opponent	Score	RPI	S	Opponent	Score
7	A	Stanford	27 92	36	N	Bradley	46 66	81	A	Montana St.	47 79	101	H	Boise St.	61 63
12	A	Gonzaga	44 84					81	H	Montana St.	85 89	107	A	Utah	49 87
												124	A	Idaho	60 69
												124	H	Idaho	46 75
												161	A	San Jose St.	66 84
												162	A	Northern Ariz.	58 63
												162	H	Northern Ariz.	62 70
												165	A	Montana	54 92
												165	H	Montana	56 77
												171	H	Idaho St.	47 67
												177	A	Southern Utah	50 71
												194	H	Pepperdine	52 53
												210	A	UMKC	55 66
												214	A	Portland St.	58 75
												214	H	Portland St.	79 75
												224	A	Northern Colo.	42 63
												307	A	Sacramento St.	78 73
												307	H	Sacramento St.	67 74
												321	H	Weber St.	63 53
LAST 10 Division I															
162	A	Northern Ariz.	58 63	165	H	Montana	56 77								
307	A	Sacramento St.	78 73	162	H	Northern Ariz.	62 70								
214	H	Portland St.	79 75	307	H	Sacramento St.	67 74								
124	H	Idaho	46 75	224	A	Northern Colo.	42 63								
81	A	Montana St.	47 79	177	A	Southern Utah	50 71								

Non-Div I Games: Northwest Chrst. 81 62

Eastern Wash.

■ Loss,
 ■ Non-Conf, S Site,
 ■ Home
 ■ Away
 N Neutral

Average RPI Win:	262	WON-LOST	WINNING	LAST 10	STRENGTH OF	OPP. STRENGTH	TEAM	ADJ.	CONF.	ADJ CONF.
Average RPI Loss:	93	RECORD	PCT. RANK	GAMES	SCHEDULE	OF SCHEDULE	RPI	RPI	RPI	RPI
DIV. I ONLY	11- 14	210	4-6	147	152	174	174	14	14	
DIV. I NON-CONF.	4- 6	212	0	42	224	126	126	13	13	
TOTALS	RPI 1-25	RPI 26-50	W-L RECORDS	RPI 51-100	RPI 101-150	RPI 150+				
11- 14	0- 1	0- 3	OVERALL	0- 3	0- 5	11- 2				
5- 5	0- 0	0- 1	HOME	0- 0	0- 3	5- 1				
6- 7	0- 1	0- 2	AWAY	0- 1	0- 2	6- 1				
0- 2	0- 0	0- 0	NEUTRAL	0- 2	0- 0	0- 0				
4- 6	0- 1	0- 0	NON-CONFERENCE	0- 3	0- 2	4- 0				
2- 1	0- 0	0- 0	HOME	0- 0	0- 1	2- 0				
2- 3	0- 1	0- 0	AWAY	0- 1	0- 1	2- 0				
0- 2	0- 0	0- 0	NEUTRAL	0- 2	0- 0	0- 0				
7- 8	0- 0	0- 3	CONFERENCE	0- 0	0- 3	7- 2				
3- 4	0- 0	0- 1	HOME	0- 0	0- 2	3- 1				
4- 4	0- 0	0- 2	AWAY	0- 0	0- 1	4- 1				
0- 0	0- 0	0- 0	NEUTRAL	0- 0	0- 0	0- 0				

RPI 1-25				RPI 26-50				RPI 51-100				RPI 101+ Team's RPI: 174			
RPI	S	Opponent	Score	RPI	S	Opponent	Score	RPI	S	Opponent	Score	RPI	S	Opponent	Score
20	A	NC State	49 62	40	A	James Madison	48 61	62	A	Marist	55 63	110	H	Wake Forest	57 69
				43	A	Drexel	47 66	64	N	IUPUI	53 59	111	A	North Carolina	46 76
				43	H	Drexel	53 55	78	N	Coastal Caro.	65 76	113	H	William & Mary	77 84
												127	A	Northeastern	65 68
												127	H	Northeastern	45 69
												176	A	Towson	74 61
												180	A	Delaware	60 73
												180	H	Delaware	56 65
												209	A	UNLV	50 44
												212	A	Furman	87 76
												238	H	Appalachian St.	67 66
												265	A	Col. of Charleston	85 57
												265	H	Col. of Charleston	90 48
												273	A	UNCW	60 57
												273	H	UNCW	77 53
												318	A	Hofstra	69 56
												318	H	Hofstra	67 50
												338	H	Western Caro.	68 24
LAST 10 Division I															
				43	A	Drexel	47 66	273	A	UNCW	60 57				
				180	A	Delaware	60 73	113	H	William & Mary	77 84				
				127	H	Northeastern	45 69	180	H	Delaware	56 65				
				318	H	Hofstra	67 50	43	H	Drexel	53 55				
				265	A	Col. of Charleston	85 57	318	A	Hofstra	69 56				

Non-Div I Games: Newberry 73 53

Elon

Evansville

Through Games Of Feb. 23, 2020

Average RPI Win:	288	WON-LOST	WINNING	LAST 10	STRENGTH OF	OPP. STRENGTH	TEAM	ADJ.	CONF.	ADJ CONF.
Average RPI Loss:	139	RECORD	PCT. RANK	GAMES	SCHEDULE	OF SCHEDULE	RPI	RPI	RPI	RPI
DIV. I ONLY	2- 23	347	0-10	143	156	320	320	8	8	
DIV. I NON-CONF.	2- 8	295	0	339	338	346	346	7	7	
TOTALS	RPI 1-25	RPI 26-50	W-L RECORDS	RPI 51-100	RPI 101-150	RPI 150+				
2- 23	0- 2	0- 3	OVERALL	0- 5	0- 5	2- 8				
2- 8	0- 1	0- 1	HOME	0- 2	0- 2	2- 2				
0- 15	0- 1	0- 2	AWAY	0- 3	0- 3	0- 6				
0- 0	0- 0	0- 0	NEUTRAL	0- 0	0- 0	0- 0				
2- 8	0- 0	0- 0	NON-CONFERENCE	0- 0	0- 1	2- 7				
2- 2	0- 0	0- 0	HOME	0- 0	0- 0	2- 2				
0- 6	0- 0	0- 0	AWAY	0- 0	0- 1	0- 5				
0- 0	0- 0	0- 0	NEUTRAL	0- 0	0- 0	0- 0				
0- 15	0- 2	0- 3	CONFERENCE	0- 5	0- 4	0- 1				
0- 6	0- 1	0- 1	HOME	0- 2	0- 2	0- 0				
0- 9	0- 1	0- 2	AWAY	0- 3	0- 2	0- 1				
0- 0	0- 0	0- 0	NEUTRAL	0- 0	0- 0	0- 0				

RPI 1-25				RPI 26-50				RPI 51-100				RPI 101+ Team's RPI: 320			
RPI	S	Opponent	Score	RPI	S	Opponent	Score	RPI	S	Opponent	Score	RPI	S	Opponent	Score
10	A	Missouri St.	62 76	27	A	Drake	44 108	75	A	UNI	60 76	119	A	Southeast Mo. St.	60 83
10	H	Missouri St.	55 81	27	H	Drake	51 66	75	H	UNI	49 67	147	A	Loyola Chicago	47 77
				36	A	Bradley	51 82	86	A	Illinois St.	58 81	147	H	Loyola Chicago	61 71
								99	A	Southern Ill.	60 99	149	A	Valparaiso	54 72
								99	H	Southern Ill.	57 70	149	H	Valparaiso	66 88
												179	A	Austin Peay	64 80
												188	A	Illinois	44 59
												198	A	Miami (OH)	64 72
												213	H	Eastern Ill.	44 90
												227	H	Murray St.	59 61
												228	H	Marshall	66 62
												274	A	Indiana St.	58 68
												335	A	Purdue Fort Wayne	64 67
												339	A	SIUE	74 85
												348	H	Chicago St.	76 42
LAST 10 Division I															
99	A	Southern Ill.	60 99	149	A	Valparaiso	54 72								
10	A	Missouri St.	62 76	274	A	Indiana St.	58 68								
75	H	UNI	49 67	10	H	Missouri St.	55 81								
27	H	Drake	51 66	99	H	Southern Ill.	57 70								
147	A	Loyola Chicago	47 77	27	A	Drake	44 108								

Non-Div I Games: Brescia 77 61

Evansville

Loss, Non-Conf, S Site, H Home A Away N Neutral

Average RPI Win:	183	WON-LOST	WINNING	LAST 10	STRENGTH OF	OPP. STRENGTH	TEAM	ADJ.	CONF.	ADJ CONF.
Average RPI Loss:	24	RECORD	PCT. RANK	GAMES	SCHEDULE	OF SCHEDULE	RPI	RPI	RPI	RPI
DIV. I ONLY	24- 2	7	10-0	197	95	32	32	16	16	
DIV. I NON-CONF.	10- 2	29	0	111	18	32	32	14	14	
TOTALS	RPI 1-25	RPI 26-50	W-L RECORDS	RPI 51-100	RPI 101-150	RPI 150+				
24- 2	0- 1	2- 1	OVERALL	3- 0	5- 0	14- 0				
9- 1	0- 0	2- 1	HOME	0- 0	2- 0	5- 0				
11- 1	0- 1	0- 0	AWAY	1- 0	2- 0	8- 0				
4- 0	0- 0	0- 0	NEUTRAL	2- 0	1- 0	1- 0				
10- 2	0- 1	2- 1	NON-CONFERENCE	3- 0	1- 0	4- 0				
3- 1	0- 0	2- 1	HOME	0- 0	0- 0	1- 0				
3- 1	0- 1	0- 0	AWAY	1- 0	0- 0	2- 0				
4- 0	0- 0	0- 0	NEUTRAL	2- 0	1- 0	1- 0				
14- 0	0- 0	0- 0	CONFERENCE	0- 0	4- 0	10- 0				
6- 0	0- 0	0- 0	HOME	0- 0	2- 0	4- 0				
8- 0	0- 0	0- 0	AWAY	0- 0	2- 0	6- 0				
0- 0	0- 0	0- 0	NEUTRAL	0- 0	0- 0	0- 0				

RPI 1-25				RPI 26-50				Team's RPI: 32				RPI 51-100				RPI 101+			
RPI	S	Opponent	Score	RPI	S	Opponent	Score	RPI	S	Opponent	Score	RPI	S	Opponent	Score	RPI	S	Opponent	Score
14	A	Princeton	53 67	29	H	Duke	78 56	69	N	South Fla.	81 77	104	A	Liberty	74 65				
				34	H	LSU	63 74	82	N	South Dakota St.	71 70	104	H	Liberty	64 57				
				39	H	UCF	72 50	91	A	Temple	93 67	114	N	Notre Dame	69 60				
												144	A	North Florida	72 50				
												144	H	North Florida	76 65				
												163	A	North Ala.	74 63				
												168	A	Jacksonville	81 68				
												190	A	Houston	57 45				
												216	A	Kennesaw St.	89 64				
												216	H	Kennesaw St.	80 63				
												217	A	Stetson	89 47				
												217	H	Stetson	67 54				
												251	A	Lipscomb	78 45				
												251	H	Lipscomb	82 56				
												276	N	Saint Francis (PA)	97 64				
												304	A	FIU	100 54				
												325	A	NJIT	68 39				
												325	H	NJIT	82 39				
												349	H	Central Conn. St.	94 60				
LAST 10 Division I																			
325	A	NJIT	68 39	168	A	Jacksonville	81 68												
216	A	Kennesaw St.	89 64	104	A	Liberty	74 65												
251	A	Lipscomb	78 45	325	H	NJIT	82 39												
217	H	Stetson	67 54	216	H	Kennesaw St.	80 63												
144	H	North Florida	76 65	163	A	North Ala.	74 63												

Non-Div I Games: Webber Int'l 99 48 Fla. Memorial 91 47 Johnson & Wales (FL89 56

FGCU

Loss, Non-Conf, S Site, H Home A Away N Neutral

Average RPI Win:	291	WON-LOST	WINNING	LAST 10	STRENGTH OF	OPP. STRENGTH	TEAM	ADJ.	CONF.	ADJ CONF.
Average RPI Loss:	159	RECORD	PCT. RANK	GAMES	SCHEDULE	OF SCHEDULE	RPI	RPI	RPI	RPI
DIV. I ONLY	5- 21	319	1-9	163	223	304	304	13	13	
DIV. I NON-CONF.	3- 8	268	0	216	341	301	301	16	16	
TOTALS	RPI 1-25	RPI 26-50	W-L RECORDS	RPI 51-100	RPI 101-150	RPI 150+				
5- 21	0- 0	0- 4	OVERALL	0- 2	0- 3	5- 12				
2- 13	0- 0	0- 3	HOME	0- 1	0- 2	2- 7				
3- 8	0- 0	0- 1	AWAY	0- 1	0- 1	3- 5				
0- 0	0- 0	0- 0	NEUTRAL	0- 0	0- 0	0- 0				
3- 8	0- 0	0- 1	NON-CONFERENCE	0- 0	0- 2	3- 5				
1- 7	0- 0	0- 1	HOME	0- 0	0- 2	1- 4				
2- 1	0- 0	0- 0	AWAY	0- 0	0- 0	2- 1				
0- 0	0- 0	0- 0	NEUTRAL	0- 0	0- 0	0- 0				
2- 13	0- 0	0- 3	CONFERENCE	0- 2	0- 1	2- 7				
1- 6	0- 0	0- 2	HOME	0- 1	0- 0	1- 3				
1- 7	0- 0	0- 1	AWAY	0- 1	0- 1	1- 4				
0- 0	0- 0	0- 0	NEUTRAL	0- 0	0- 0	0- 0				

RPI S	Opponent	Score	RPI S	Opponent	Score	RPI S	Opponent	Score	RPI S	Opponent	Score	Team's RPI: 304
26	H Old Dominion	39 66	58	A Middle Tenn.	56 72	118	H Bethune-Cookman	60 65				
31	A Western Ky.	51 71	68	H Rice	47 68	122	A UAB	58 71				
32	H FGCU	54 100				144	H North Florida	49 64				
49	H Charlotte	50 64				168	A Jacksonville	52 77				
						179	H Austin Peay	56 58				
						185	H Northern Ky.	45 67				
						201	A Fla. Atlantic	42 54				
						201	H Fla. Atlantic	61 64				
						203	H Southern Miss.	53 58				
						220	H Brown	57 72				
						221	A UTEP	34 64				
						228	A Marshall	68 65				
						257	H North Texas	58 56				
						267	A Louisiana Tech	52 62				
						267	H Louisiana Tech	44 68				
						278	H Oakland	49 58				
						311	A UTSA	45 60				
						312	A Georgia St.	70 63				
						314	A N.C. Central	59 58				
						345	H Grambling	56 55				
LAST 10 Division I												
267	A Louisiana Tech	52 62	31	A Western Ky.	51 71							
201	A Fla. Atlantic	42 54	228	A Marshall	68 65							
203	H Southern Miss.	53 58	49	H Charlotte	50 64							
267	H Louisiana Tech	44 68	26	H Old Dominion	39 66							
201	H Fla. Atlantic	61 64	58	A Middle Tenn.	56 72							

Non-Div I Games:

FIU

Fairfield

Through Games Of Feb. 23, 2020

Average RPI Win:	266	WON-LOST	WINNING	LAST 10	STRENGTH OF	OPP. STRENGTH	TEAM	ADJ.	CONF.	ADJ CONF.
Average RPI Loss:	181	RECORD	PCT. RANK	GAMES	SCHEDULE	OF SCHEDULE	RPI	RPI	RPI	RPI
DIV. I ONLY	13- 11	155	5-5	343	199	239	239	24	24	
DIV. I NON-CONF.	3- 6	235	0	329	80	308	308	25	25	
TOTALS	RPI 1-25	RPI 26-50	W-L RECORDS	RPI 51-100	RPI 101-150	RPI 150+				
13- 11	0- 0	0- 0	OVERALL	1- 4	0- 0	12- 7				
8- 3	0- 0	0- 0	HOME	1- 0	0- 0	7- 3				
5- 8	0- 0	0- 0	AWAY	0- 4	0- 0	5- 4				
0- 0	0- 0	0- 0	NEUTRAL	0- 0	0- 0	0- 0				
3- 6	0- 0	0- 0	NON-CONFERENCE	0- 3	0- 0	3- 3				
2- 2	0- 0	0- 0	HOME	0- 0	0- 0	2- 2				
1- 4	0- 0	0- 0	AWAY	0- 3	0- 0	1- 1				
0- 0	0- 0	0- 0	NEUTRAL	0- 0	0- 0	0- 0				
10- 5	0- 0	0- 0	CONFERENCE	1- 1	0- 0	9- 4				
6- 1	0- 0	0- 0	HOME	1- 0	0- 0	5- 1				
4- 4	0- 0	0- 0	AWAY	0- 1	0- 0	4- 3				
0- 0	0- 0	0- 0	NEUTRAL	0- 0	0- 0	0- 0				

RPI S	Opponent	Score	RPI S	Opponent	Score	RPI S	Opponent	Score	RPI S	Opponent	Score	Team's RPI: 239
						62	H Marist	52 48	164	H Dartmouth	51 52	
						63	A St. John's (NY)	69 71	189	A Quinnipiac	62 76	
						76	A Seton Hall	44 74	189	H Quinnipiac	72 60	
						90	A Rider	52 60	207	H Manhattan	87 47	
						91	A Temple	59 77	208	A Rhode Island	41 74	
									220	H Brown	44 58	
									222	A Iona	52 40	
									222	H Iona	52 59	
									277	A Niagara	77 65	
									279	A Siena	65 35	
									300	A Monmouth	40 39	
									300	H Monmouth	49 38	
									306	H Navy	66 52	
									318	H Hofstra	73 64	
									323	A Saint Peter's	63 66	
									323	H Saint Peter's	67 48	
									330	A LIU Brooklyn	53 51	
									340	A Canisius	63 70	
									340	H Canisius	72 70	
LAST 10 Division I												
189	H Quinnipiac	72 60	277	A Niagara	77 65							
323	A Saint Peter's	63 66	62	H Marist	52 48							
222	H Iona	52 59	90	A Rider	52 60							
300	A Monmouth	40 39	189	A Quinnipiac	62 76							
340	A Canisius	63 70	207	H Manhattan	87 47							

Non-Div I Games:

Fairfield

■ Loss,
 ■ Non-Conf,
 ■ S Site,
 ■ H Home
 ■ A Away
 N Neutral

Average RPI Win: 313		WON-LOST	WINNING	LAST 10	STRENGTH OF	OPP. STRENGTH	TEAM	ADJ.	CONF.	ADJ CONF.
Average RPI Loss: 224		RECORD	PCT. RANK	GAMES	SCHEDULE	OF SCHEDULE	RPI	RPI	RPI	RPI
DIV. I ONLY		10- 16	247	4-6	347	341	317	317	30	30
DIV. I NON-CONF.		3- 8	268	0	337	324	329	329	30	30
TOTALS		RPI 1-25	RPI 26-50	W-L RECORDS	RPI 51-100	RPI 101-150	RPI 150+			
10- 16	0- 0		0- 0	OVERALL	0- 0	0- 3	10- 13			
5- 8	0- 0		0- 0	HOME	0- 0	0- 2	5- 6			
5- 8	0- 0		0- 0	AWAY	0- 0	0- 1	5- 7			
0- 0	0- 0		0- 0	NEUTRAL	0- 0	0- 0	0- 0			
3- 8	0- 0		0- 0	NON-CONFERENCE	0- 0	0- 0	3- 8			
1- 4	0- 0		0- 0	HOME	0- 0	0- 0	1- 4			
2- 4	0- 0		0- 0	AWAY	0- 0	0- 0	2- 4			
0- 0	0- 0		0- 0	NEUTRAL	0- 0	0- 0	0- 0			
7- 8	0- 0		0- 0	CONFERENCE	0- 0	0- 3	7- 5			
4- 4	0- 0		0- 0	HOME	0- 0	0- 2	4- 2			
3- 4	0- 0		0- 0	AWAY	0- 0	0- 1	3- 3			
0- 0	0- 0		0- 0	NEUTRAL	0- 0	0- 0	0- 0			

[illegible]

Non-Div I Games:

Fairleigh Dickinson

Loss, Non-Conf, S Site, H Home A Away N Neutral

Average RPI Win:	239	WON-LOST	WINNING	LAST 10	STRENGTH OF	OPP. STRENGTH	TEAM	ADJ.	CONF.	ADJ CONF.
Average RPI Loss:	110	RECORD	PCT. RANK	GAMES	SCHEDULE	OF SCHEDULE	RPI	RPI	RPI	RPI
DIV. I ONLY	12- 14	197	4-6	156	144	201	201	13	13	
DIV. I NON-CONF.	6- 5	151	0	205	184	184	184	16	16	
TOTALS	RPI 1-25	RPI 26-50	W-L RECORDS	RPI 51-100	RPI 101-150	RPI 150+				
12- 14	0- 1	1- 3	OVERALL	0- 3	2- 3	9- 4				
8- 7	0- 0	1- 2	HOME	0- 2	0- 1	7- 2				
4- 7	0- 1	0- 1	AWAY	0- 1	2- 2	2- 2				
0- 0	0- 0	0- 0	NEUTRAL	0- 0	0- 0	0- 0				
6- 5	0- 1	0- 0	NON-CONFERENCE	0- 1	2- 2	4- 1				
4- 3	0- 0	0- 0	HOME	0- 1	0- 1	4- 1				
2- 2	0- 1	0- 0	AWAY	0- 0	2- 1	0- 0				
0- 0	0- 0	0- 0	NEUTRAL	0- 0	0- 0	0- 0				
6- 9	0- 0	1- 3	CONFERENCE	0- 2	0- 1	5- 3				
4- 4	0- 0	1- 2	HOME	0- 1	0- 0	3- 1				
2- 5	0- 0	0- 1	AWAY	0- 1	0- 1	2- 2				
0- 0	0- 0	0- 0	NEUTRAL	0- 0	0- 0	0- 0				

RPI	S	Opponent	Score	RPI	S	Opponent	Score	RPI	S	Opponent	Score	RPI	S	Opponent	Score	Team's RPI: 201
9	A	Iowa	53 85	26	H	Old Dominion	63 75	58	A	Middle Tenn.	66 81	112	A	Richmond	55 57	
				31	A	Western Ky.	59 68	68	H	Rice	69 78	121	H	Kansas	60 90	
				31	H	Western Ky.	56 69	97	H	Harvard	51 65	122	A	UAB	73 92	
				49	H	Charlotte	65 44					142	A	Hampton	64 63	
												150	A	Western Mich.	80 79	
												196	H	Little Rock	79 72	
												203	H	Southern Miss.	67 71	
												212	H	Furman	63 69	
												221	A	UTEP	65 96	
												228	A	Marshall	75 85	
												257	H	North Texas	84 78	
												264	H	Loyola Maryland	72 61	
												267	H	Louisiana Tech	77 75	
												279	H	Siena	83 39	
												304	A	FIU	64 61	
												304	H	FIU	54 42	
												311	A	UTSA	80 53	
												349	H	Central Conn. St.	72 54	
LAST 10 Division I																
				31	H	Western Ky.	56 69	228	A	Marshall	75 85					
				304	H	FIU	54 42	31	A	Western Ky.	59 68					
				267	H	Louisiana Tech	77 75	26	H	Old Dominion	63 75					
				203	H	Southern Miss.	67 71	49	H	Charlotte	65 44					
				304	A	FIU	64 61	122	A	UAB	73 92					

Non-Div I Games:

Average RPI Win:	210	WON-LOST	WINNING	LAST 10	STRENGTH OF	OPP. STRENGTH	TEAM	ADJ.	CONF.	ADJ CONF.
Average RPI Loss:	49	RECORD	PCT. RANK	GAMES	SCHEDULE	OF SCHEDULE	RPI	RPI	RPI	RPI
DIV. I ONLY	15- 12	149	4-6	138	59	130	130	4	4	
DIV. I NON-CONF.	9- 4	84	0	322	159	203	203	5	5	
TOTALS	RPI 1-25	RPI 26-50	W-L RECORDS	RPI 51-100	RPI 101-150	RPI 150+				
15- 12	1- 5	1- 2	OVERALL	0- 3	4- 2	9- 0				
9- 6	0- 3	1- 1	HOME	0- 2	2- 0	6- 0				
5- 5	1- 2	0- 1	AWAY	0- 1	2- 1	2- 0				
1- 1	0- 0	0- 0	NEUTRAL	0- 0	0- 1	1- 0				
9- 4	0- 2	0- 0	NON-CONFERENCE	0- 0	1- 2	8- 0				
6- 2	0- 2	0- 0	HOME	0- 0	1- 0	5- 0				
2- 1	0- 0	0- 0	AWAY	0- 0	0- 1	2- 0				
1- 1	0- 0	0- 0	NEUTRAL	0- 0	0- 1	1- 0				
6- 8	1- 3	1- 2	CONFERENCE	0- 3	3- 0	1- 0				
3- 4	0- 1	1- 1	HOME	0- 2	1- 0	1- 0				
3- 4	1- 2	0- 1	AWAY	0- 1	2- 0	0- 0				
0- 0	0- 0	0- 0	NEUTRAL	0- 0	0- 0	0- 0				

RPI 1-25				RPI 26-50				RPI 51-100				RPI 101+ Team's RPI: 130			
RPI	S	Opponent	Score	RPI	S	Opponent	Score	RPI	S	Opponent	Score	RPI	S	Opponent	Score
13	A	Texas A&M	42 69	34	H	LSU	68 77	55	H	Tennessee	50 78	109	A	Auburn	83 63
15	A	Mississippi St.	47 93	35	A	Arkansas	57 79	65	A	Alabama	62 69	110	N	Wake Forest	68 73
19	H	Indiana	49 73	35	H	Arkansas	83 80	71	H	Georgia	43 49	120	H	Vanderbilt	68 60
23	A	Kentucky	70 62									121	A	Kansas	66 76
23	H	Kentucky	45 65									131	H	Davidson	55 50
25	H	Florida St.	55 66									145	A	Missouri	75 67
												175	H	Samford	84 48
												252	N	Xavier	67 64
												259	H	Longwood	71 54
												286	H	Ole Miss	74 72
												296	A	Prairie View	51 44
												305	H	Presbyterian	60 46
												327	H	Mercer	71 50
												341	H	Florida A&M	84 40
												345	A	Grambling	72 65
LAST 10 Division I															
35	H	Arkansas	83 80	23	A	Kentucky	70 62								
65	A	Alabama	62 69	34	H	LSU	68 77								
145	A	Missouri	75 67	35	A	Arkansas	57 79								
286	H	Ole Miss	74 72	13	A	Texas A&M	42 69								
71	H	Georgia	43 49	55	H	Tennessee	50 78								

Non-Div I Games:

Florida

■ Loss,
 ■ Non-Conf,
 S Site,
 ■ Home
 ■ Away
 N Neutral

Average RPI Win:	334	WON-LOST	WINNING	LAST 10	STRENGTH OF	OPP. STRENGTH	TEAM	ADJ.	CONF.	ADJ CONF.
Average RPI Loss:	220	RECORD	PCT. RANK	GAMES	SCHEDULE	OF SCHEDULE	RPI	RPI	RPI	RPI
DIV. I ONLY	3- 20	328	2-8	305	350	341	341	29	29	
DIV. I NON-CONF.	0- 9	338	0	279	347	349	349	29	29	
TOTALS	RPI 1-25	RPI 26-50	W-L RECORDS	RPI 51-100	RPI 101-150	RPI 150+				
3- 20	0- 0	0- 1	OVERALL	0- 0	0- 3	3- 16				
1- 8	0- 0	0- 0	HOME	0- 0	0- 1	1- 7				
2- 12	0- 0	0- 1	AWAY	0- 0	0- 2	2- 9				
0- 0	0- 0	0- 0	NEUTRAL	0- 0	0- 0	0- 0				
0- 9	0- 0	0- 1	NON-CONFERENCE	0- 0	0- 2	0- 6				
0- 2	0- 0	0- 0	HOME	0- 0	0- 0	0- 2				
0- 7	0- 0	0- 1	AWAY	0- 0	0- 2	0- 4				
0- 0	0- 0	0- 0	NEUTRAL	0- 0	0- 0	0- 0				
3- 11	0- 0	0- 0	CONFERENCE	0- 0	0- 1	3- 10				
1- 6	0- 0	0- 0	HOME	0- 0	0- 1	1- 5				
2- 5	0- 0	0- 0	AWAY	0- 0	0- 0	2- 5				
0- 0	0- 0	0- 0	NEUTRAL	0- 0	0- 0	0- 0				

RPI 1-25				RPI 26-50				RPI 51-100				RPI 101+				Team's RPI: 341	
RPI	S	Opponent	Score	RPI	S	Opponent	Score	RPI	S	Opponent	Score	RPI	S	Opponent	Score		
				34	A	LSU	45 73					118	H	Bethune-Cookman	57 78		
												130	A	Florida	40 84		
												137	A	Texas Tech	60 98		
												151	A	N.C. A&T	44 71		
												151	H	N.C. A&T	49 66		
												168	H	Jacksonville	54 88		
												187	A	Norfolk St.	51 59		
												187	H	Norfolk St.	62 69		
												241	A	Howard	58 72		
												241	H	Howard	56 82		
												246	H	Morgan St.	47 59		
												253	A	Jacksonville St.	67 72		
												254	H	Alabama A&M	53 77		
												260	A	Delaware St.	53 61		
												314	A	N.C. Central	57 66		
												314	H	N.C. Central	70 71		
												326	A	UMES	81 71		
												328	A	USC Upstate	61 74		
												329	A	Alcorn	42 58		
												331	H	Coppin St.	58 48		
												346	A	South Carolina St.	44 39		
												351	A	Mississippi Val.	70 71		
LAST 10 Division I																	
				187	H	Norfolk St.	62 69					118	H	Bethune-Cookman	57 78		
				326	A	UMES	81 71					187	A	Norfolk St.	51 59		
				260	A	Delaware St.	53 61					241	A	Howard	58 72		
				151	H	N.C. A&T	49 66					314	H	N.C. Central	70 71		
				241	H	Howard	56 82					346	A	South Carolina St.	44 39		

Non-Div I Games: Johnson (FL) 102 40 Trinity Baptist 103 54

Florida A&M

■ Loss,
 ■ Non-Conf,
 ■ S Site,
 ■ Home
 ■ Away
 N Neutral

Average RPI Win:	127	WON-LOST	WINNING	LAST 10	STRENGTH OF	OPP. STRENGTH	TEAM	ADJ.	CONF.	ADJ CONF.
Average RPI Loss:	60	RECORD	PCT. RANK	GAMES	SCHEDULE	OF SCHEDULE	RPI	RPI	RPI	RPI
DIV. I ONLY	21- 6	32	6-4	66	35	25	25	5	5	
DIV. I NON-CONF.	11- 0	1	0	128	51	11	11	4	4	
TOTALS	RPI 1-25	RPI 26-50	W-L RECORDS	RPI 51-100	RPI 101-150	RPI 150+				
21- 6	2- 1	4- 1	OVERALL	4- 4	5- 0	6- 0				
11- 2	0- 0	2- 0	HOME	3- 2	3- 0	3- 0				
8- 4	1- 1	1- 1	AWAY	1- 2	2- 0	3- 0				
2- 0	1- 0	1- 0	NEUTRAL	0- 0	0- 0	0- 0				
11- 0	1- 0	2- 0	NON-CONFERENCE	2- 0	2- 0	4- 0				
6- 0	0- 0	0- 0	HOME	2- 0	1- 0	3- 0				
3- 0	0- 0	1- 0	AWAY	0- 0	1- 0	1- 0				
2- 0	1- 0	1- 0	NEUTRAL	0- 0	0- 0	0- 0				
10- 6	1- 1	2- 1	CONFERENCE	2- 4	3- 0	2- 0				
5- 2	0- 0	2- 0	HOME	1- 2	2- 0	0- 0				
5- 4	1- 1	0- 1	AWAY	1- 2	1- 0	2- 0				
0- 0	0- 0	0- 0	NEUTRAL	0- 0	0- 0	0- 0				

RPI 1-25				RPI 26-50				RPI 51-100				RPI 101+			
RPI	S	Opponent	Score	RPI	S	Opponent	Score	RPI	S	Opponent	Score	RPI	S	Opponent	Score
5	A	Louisville	67 59	29	A	Duke	64 66	63	H	St. John's (NY)	74 70	110	A	Wake Forest	70 65
13	N	Texas A&M	80 58	30	N	Michigan	79 69	66	A	Georgia Tech	62 65	110	H	Wake Forest	78 67
20	A	NC State	51 68	34	A	LSU	70 62	66	H	Georgia Tech	52 67	111	H	North Carolina	78 64
				38	H	Virginia Tech	86 62	79	H	Boston College	56 65	130	A	Florida	66 55
				45	H	Virginia	63 55	92	H	Michigan St.	78 68	144	H	North Florida	70 41
								98	A	Syracuse	89 90	168	H	Jacksonville	75 41
								100	A	Miami (FL)	73 62	175	H	Samford	88 59
								100	H	Miami (FL)	79 61	223	A	Clemson	81 64
												285	A	Pittsburgh	66 41
												343	A	UIC	86 42
												344	H	Charleston So.	88 36
LAST 10 Division I															
66	A	Georgia Tech	62 65	285	A	Pittsburgh	66 41								
110	H	Wake Forest	78 67	79	H	Boston College	56 65								
29	A	Duke	64 66	100	H	Miami (FL)	79 61								
45	H	Virginia	63 55	110	A	Wake Forest	70 65								
5	A	Louisville	67 59	20	A	NC State	51 68								

Non-Div I Games:

Florida St.

■ Loss,
 ■ Non-Conf,
 ■ S Site,
 ■ H Home
 ■ A Away
 N Neutral

Average RPI Win:	164	WON-LOST	WINNING	LAST 10	STRENGTH OF	OPP. STRENGTH	TEAM	ADJ.	CONF.	ADJ CONF.
Average RPI Loss:	103	RECORD	PCT. RANK	GAMES	SCHEDULE	OF SCHEDULE	RPI	RPI	RPI	RPI
DIV. I ONLY	18- 9	72	7-3	122	90	84	84	12	12	
DIV. I NON-CONF.	8- 5	117	0	168	62	127	127	11	11	
TOTALS	RPI 1-25	RPI 26-50	W-L RECORDS	RPI 51-100	RPI 101-150	RPI 150+				
18- 9	0- 0	1- 1	OVERALL	2- 3	6- 4	9- 1				
12- 2	0- 0	0- 0	HOME	2- 1	3- 1	7- 0				
5- 6	0- 0	1- 0	AWAY	0- 2	2- 3	2- 1				
1- 1	0- 0	0- 1	NEUTRAL	0- 0	1- 0	0- 0				
8- 5	0- 0	1- 1	NON-CONFERENCE	0- 1	2- 2	5- 1				
5- 2	0- 0	0- 0	HOME	0- 1	1- 1	4- 0				
2- 2	0- 0	1- 0	AWAY	0- 0	0- 1	1- 1				
1- 1	0- 0	0- 1	NEUTRAL	0- 0	1- 0	0- 0				
10- 4	0- 0	0- 0	CONFERENCE	2- 2	4- 2	4- 0				
7- 0	0- 0	0- 0	HOME	2- 0	2- 0	3- 0				
3- 4	0- 0	0- 0	AWAY	0- 2	2- 2	1- 0				
0- 0	0- 0	0- 0	NEUTRAL	0- 0	0- 0	0- 0				

RPI 1-25				RPI 26-50				RPI 51-100				Team's RPI: 84				RPI 101+			
RPI	S	Opponent	Score	RPI	S	Opponent	Score	RPI	S	Opponent	Score	RPI	S	Opponent	Score	RPI	S	Opponent	Score
				35	N	Arkansas	59 71	53	A	Dayton	44 48	102	A	VCU	52 62				
				49	A	Charlotte	76 51	53	H	Dayton	50 38	112	A	Richmond	64 47				
								72	H	Villanova	66 73	114	H	Notre Dame	55 60				
								93	A	Saint Louis	49 59	125	A	Columbia	51 70				
								93	H	Saint Louis	66 54	127	H	Northeastern	74 58				
												131	A	Davidson	62 74				
												131	H	Davidson	47 46				
												133	N	Lehigh	59 57				
												141	H	George Washington	53 47				
												148	A	Massachusetts	69 64				
												170	H	La Salle	62 45				
												175	H	Samford	68 37				
												190	H	Houston	63 54				
												205	A	Penn St.	59 72				
												207	A	Manhattan	51 45				
												208	H	Rhode Island	60 50				
												230	A	George Mason	66 54				
												240	H	Georgetown	67 54				
												244	H	Southern U.	65 52				
												293	H	St. Bonaventure	79 53				
LAST 10 Division I																			
				53	H	Dayton	50 38	208	H	Rhode Island	60 50								
				93	A	Saint Louis	49 59	170	H	La Salle	62 45								
				112	A	Richmond	64 47	102	A	VCU	52 62								
				131	H	Davidson	47 46	53	A	Dayton	44 48								
				148	A	Massachusetts	69 64	93	H	Saint Louis	66 54								

Non-Div I Games:

Fordham

■ Loss,
 ■ Non-Conf,
 ■ S Site,
 ■ H Home
 ■ A Away
 N Neutral

Average RPI Win:	220	WON-LOST	WINNING	LAST 10	STRENGTH OF	OPP. STRENGTH	TEAM	ADJ.	CONF.	ADJ CONF.
Average RPI Loss:	156	RECORD	PCT. RANK	GAMES	SCHEDULE	OF SCHEDULE	RPI	RPI	RPI	RPI
DIV. I ONLY	21- 5	29	9-1	236	185	73	73	17	17	
DIV. I NON-CONF.	5- 4	140	0	204	163	140	140	20	20	
TOTALS	RPI 1-25	RPI 26-50	W-L RECORDS	RPI 51-100	RPI 101-150	RPI 150+				
21- 5	0- 0	0- 0	OVERALL	0- 2	1- 1	20- 2				
11- 1	0- 0	0- 0	HOME	0- 1	0- 0	11- 0				
9- 3	0- 0	0- 0	AWAY	0- 0	1- 1	8- 2				
1- 1	0- 0	0- 0	NEUTRAL	0- 1	0- 0	1- 0				
5- 4	0- 0	0- 0	NON-CONFERENCE	0- 2	0- 1	5- 1				
2- 1	0- 0	0- 0	HOME	0- 1	0- 0	2- 0				
2- 2	0- 0	0- 0	AWAY	0- 0	0- 1	2- 1				
1- 1	0- 0	0- 0	NEUTRAL	0- 1	0- 0	1- 0				
16- 1	0- 0	0- 0	CONFERENCE	0- 0	1- 0	15- 1				
9- 0	0- 0	0- 0	HOME	0- 0	0- 0	9- 0				
7- 1	0- 0	0- 0	AWAY	0- 0	1- 0	6- 1				
0- 0	0- 0	0- 0	NEUTRAL	0- 0	0- 0	0- 0				

[illegible]

Non-Div I Games:	La Verne	111	56	UC Merced	92	26
------------------	----------	-----	----	-----------	----	----

Fresno St.

■ Loss, ■ Non-Conf, S Site, H Home A Away N Neutral

Average RPI Win: 244	WON-LOST	WINNING	LAST 10	STRENGTH OF	OPP. STRENGTH	TEAM	ADJ.	CONF.	ADJ CONF.
Average RPI Loss: 173	RECORD	PCT. RANK	GAMES	SCHEDULE	OF SCHEDULE	RPI	RPI	RPI	RPI
DIV. I ONLY	14- 11	143	4-6	327	179	212	212	26	26
DIV. I NON-CONF.	7- 5	131	0	234	95	132	132	22	22
TOTALS	RPI 1-25	RPI 26-50	W-L RECORDS	RPI 51-100	RPI 101-150	RPI 150+			
14- 11	0- 0	0- 0	OVERALL	0- 2	2- 3	12- 6			
7- 3	0- 0	0- 0	HOME	0- 0	1- 1	6- 2			
6- 8	0- 0	0- 0	AWAY	0- 2	1- 2	5- 4			
1- 0	0- 0	0- 0	NEUTRAL	0- 0	0- 0	1- 0			
7- 5	0- 0	0- 0	NON-CONFERENCE	0- 2	2- 1	5- 2			
3- 1	0- 0	0- 0	HOME	0- 0	1- 0	2- 1			
3- 4	0- 0	0- 0	AWAY	0- 2	1- 1	2- 1			
1- 0	0- 0	0- 0	NEUTRAL	0- 0	0- 0	1- 0			
7- 6	0- 0	0- 0	CONFERENCE	0- 0	0- 2	7- 4			
4- 2	0- 0	0- 0	HOME	0- 0	0- 1	4- 1			
3- 4	0- 0	0- 0	AWAY	0- 0	0- 1	3- 3			
0- 0	0- 0	0- 0	NEUTRAL	0- 0	0- 0	0- 0			

RPI 1-25			RPI 26-50			RPI 51-100				RPI 101+			Team's RPI: 212				
RPI	S	Opponent	Score	RPI	S	Opponent	Score	RPI	S	Opponent	Score	RPI	S	Opponent	Score		
								58	A	Middle Tenn.	62	78	112	A	Richmond	70	69
								71	A	Georgia	48	77	120	A	Vanderbilt	46	74
													132	A	UNC Greensboro	53	61
													132	H	UNC Greensboro	53	59
													142	H	Hampton	70	65
													174	H	Elon	76	87
													175	A	Samford	72	59
													175	H	Samford	77	69
													193	A	Gardner-Webb	72	67
													195	A	Chattanooga	52	60
													195	H	Chattanooga	63	69
													201	A	Fla. Atlantic	69	63
													223	A	Clemson	71	77
													225	N	Saint Joseph's	63	48
													275	A	Wofford	62	66
													290	A	ETSU	81	62
													290	H	ETSU	67	47
													298	H	Ga. Southern	78	63
													312	H	Georgia St.	62	55
													327	A	Mercer	55	61
													327	H	Mercer	62	49
													338	A	Western Caro.	69	59
													338	H	Western Caro.	69	53
LAST 10 Division I																	
				132	A	UNC Greensboro	53	61		175	A	Samford	72	59			
				338	A	Western Caro.	69	59		275	A	Wofford	62	66			
				290	H	ETSU	67	47		338	H	Western Caro.	69	53			
				195	H	Chattanooga	63	69		132	H	UNC Greensboro	53	59			
				327	A	Mercer	55	61		195	A	Chattanooga	52	60			

Non-Div I Games: North Greenville 88 51 Newberry 62 43 UNKNOWN 88 24

Furman

Ga. Southern

Through Games Of Feb. 23, 2020

Average RPI Win:	286	WON-LOST	WINNING	LAST 10	STRENGTH OF	OPP. STRENGTH	TEAM	ADJ.	CONF.	ADJ CONF.
Average RPI Loss:	188	RECORD	PCT. RANK	GAMES	SCHEDULE	OF SCHEDULE	RPI	RPI	RPI	RPI
DIV. I ONLY	9- 17	267	4-6	280	307	298	298	21	21	
DIV. I NON-CONF.	3- 8	268	0	285	326	292	292	21	21	
TOTALS	RPI 1-25	RPI 26-50	W-L RECORDS	RPI 51-100	RPI 101-150	RPI 150+				
9- 17	0- 0	0- 1	OVERALL	0- 2	0- 2	9- 12				
5- 6	0- 0	0- 1	HOME	0- 1	0- 0	5- 4				
3- 10	0- 0	0- 0	AWAY	0- 1	0- 1	3- 8				
1- 1	0- 0	0- 0	NEUTRAL	0- 0	0- 1	1- 0				
3- 8	0- 0	0- 0	NON-CONFERENCE	0- 0	0- 2	3- 6				
0- 2	0- 0	0- 0	HOME	0- 0	0- 0	0- 2				
2- 5	0- 0	0- 0	AWAY	0- 0	0- 1	2- 4				
1- 1	0- 0	0- 0	NEUTRAL	0- 0	0- 1	1- 0				
6- 9	0- 0	0- 1	CONFERENCE	0- 2	0- 0	6- 6				
5- 4	0- 0	0- 1	HOME	0- 1	0- 0	5- 2				
1- 5	0- 0	0- 0	AWAY	0- 1	0- 0	1- 4				
0- 0	0- 0	0- 0	NEUTRAL	0- 0	0- 0	0- 0				

RPI S	Opponent	Score	RPI S	Opponent	Score	RPI S	Opponent	Score	RPI S	Opponent	Score	Team's RPI: 298
			48 H	Troy	69 79	78 A	Coastal Caro.	59 66	103 N	Kent St.	48 62	
						78 H	Coastal Caro.	74 90	118 A	Bethune-Cookman	57 75	
									156 A	Tulane	40 56	
									196 A	Little Rock	46 58	
									196 H	Little Rock	49 65	
									206 A	Louisiana	60 72	
									206 H	Louisiana	83 67	
									212 A	Furman	63 78	
									216 H	Kennesaw St.	69 95	
									232 H	North Dakota	56 69	
									238 A	Appalachian St.	75 83	
									238 H	Appalachian St.	78 70	
									248 H	South Alabama	65 71	
									262 A	Arkansas St.	62 69	
									262 H	Arkansas St.	80 67	
									271 A	Winthrop	91 47	
									275 A	Wofford	70 57	
									286 A	Ole Miss	66 69	
									310 N	St. Francis Brooklyn	78 47	
									312 H	Georgia St.	81 56	
									327 A	Mercer	52 62	
									350 A	La.-Monroe	72 66	
									350 H	La.-Monroe	64 47	
LAST 10 Division I												
			238 H	Appalachian St.	78 70	196 H	Little Rock	49 65				
			78 H	Coastal Caro.	74 90	238 A	Appalachian St.	75 83				
			206 A	Louisiana	60 72	78 A	Coastal Caro.	59 66				
			350 A	La.-Monroe	72 66	312 H	Georgia St.	81 56				
			262 H	Arkansas St.	80 67	248 H	South Alabama	65 71				

Non-Div I Games:

Ga. Southern

■ Loss,
■ Non-Conf,
■ S Site,
■ H Home
■ A Away
N Neutral

Gardner-Webb

Through Games Of Feb. 23, 2020

Average RPI Win:	263	WON-LOST	WINNING	LAST 10	STRENGTH OF	OPP. STRENGTH	TEAM	ADJ.	CONF.	ADJ CONF.
Average RPI Loss:	172	RECORD	PCT. RANK	GAMES	SCHEDULE	OF SCHEDULE	RPI	RPI	RPI	RPI
DIV. I ONLY	15- 11	132	7-3	296	282	193	193	25	25	
DIV. I NON-CONF.	5- 4	140	0	240	214	171	171	27	27	
TOTALS	RPI 1-25	RPI 26-50	W-L RECORDS	RPI 51-100	RPI 101-150	RPI 150+				
15- 11	0- 0	0- 2	OVERALL	0- 1	1- 2	14- 6				
9- 3	0- 0	0- 0	HOME	0- 0	1- 0	8- 3				
6- 8	0- 0	0- 2	AWAY	0- 1	0- 2	6- 3				
0- 0	0- 0	0- 0	NEUTRAL	0- 0	0- 0	0- 0				
5- 4	0- 0	0- 2	NON-CONFERENCE	0- 1	0- 0	5- 1				
3- 1	0- 0	0- 0	HOME	0- 0	0- 0	3- 1				
2- 3	0- 0	0- 2	AWAY	0- 1	0- 0	2- 0				
0- 0	0- 0	0- 0	NEUTRAL	0- 0	0- 0	0- 0				
10- 7	0- 0	0- 0	CONFERENCE	0- 0	1- 2	9- 5				
6- 2	0- 0	0- 0	HOME	0- 0	1- 0	5- 2				
4- 5	0- 0	0- 0	AWAY	0- 0	0- 2	4- 3				
0- 0	0- 0	0- 0	NEUTRAL	0- 0	0- 0	0- 0				

RPI S	Opponent	Score	RPI S	Opponent	Score	RPI S	Opponent	Score	RPI S	Opponent	Score	Team's RPI: 193
38	A Virginia Tech	65 87	71	A Georgia	56 84	108	A Campbell	44 48				
49	A Charlotte	49 74				142	A Hampton	58 63				
						142	H Hampton	70 59				
						180	H Delaware	67 65				
						186	A High Point	62 46				
						186	H High Point	70 57				
						200	A Radford	51 65				
						200	H Radford	73 84				
						212	H Furman	67 72				
						238	A Appalachian St.	67 56				
						249	A UNC Asheville	65 59				
						259	A Longwood	70 80				
						259	H Longwood	73 70				
						271	A Winthrop	54 49				
						271	H Winthrop	71 59				
						275	H Wofford	67 53				
						305	A Presbyterian	49 64				
						305	H Presbyterian	53 56				
						327	A Mercer	65 62				
						328	H USC Upstate	63 53				
						338	H Western Caro.	88 62				
						344	A Charleston So.	79 52				
						344	H Charleston So.	67 45				
LAST 10 Division I												
271	A Winthrop	54 49	200	A Radford	51 65							
305	A Presbyterian	49 64	344	H Charleston So.	67 45							
186	A High Point	62 46	186	H High Point	70 57							
259	H Longwood	73 70	200	H Radford	73 84							
142	H Hampton	70 59	249	A UNC Asheville	65 59							

Non-Div I Games:

Gardner-Webb

Loss, Non-Conf, S Site, H Home A Away N Neutral

George Mason

Through Games Of Feb. 23, 2020

Average RPI Win:	225	WON-LOST	WINNING	LAST 10	STRENGTH OF	OPP. STRENGTH	TEAM	ADJ.	CONF.	ADJ CONF.
Average RPI Loss:	131	RECORD	PCT. RANK	GAMES	SCHEDULE	OF SCHEDULE	RPI	RPI	RPI	RPI
DIV. I ONLY	9- 18	274	2-8	150	146	230	230	12	12	
DIV. I NON-CONF.	6- 7	182	0	155	249	180	180	11	11	
TOTALS	RPI 1-25	RPI 26-50	W-L RECORDS	RPI 51-100	RPI 101-150	RPI 150+				
9- 18	0- 0	0- 2	OVERALL	0- 5	2- 5	7- 6				
4- 9	0- 0	0- 1	HOME	0- 3	2- 3	2- 2				
5- 8	0- 0	0- 0	AWAY	0- 2	0- 2	5- 4				
0- 1	0- 0	0- 1	NEUTRAL	0- 0	0- 0	0- 0				
6- 7	0- 0	0- 2	NON-CONFERENCE	0- 2	0- 0	6- 3				
2- 4	0- 0	0- 1	HOME	0- 1	0- 0	2- 2				
4- 2	0- 0	0- 0	AWAY	0- 1	0- 0	4- 1				
0- 1	0- 0	0- 1	NEUTRAL	0- 0	0- 0	0- 0				
3- 11	0- 0	0- 0	CONFERENCE	0- 3	2- 5	1- 3				
2- 5	0- 0	0- 0	HOME	0- 2	2- 3	0- 0				
1- 6	0- 0	0- 0	AWAY	0- 1	0- 2	1- 3				
0- 0	0- 0	0- 0	NEUTRAL	0- 0	0- 0	0- 0				

RPI S	Opponent	Score	RPI S	Opponent	Score	RPI S	Opponent	Score	RPI S	Opponent	Score	Team's RPI: 230
36	N Bradley	59 61	53	A Dayton	55 59	102	H VCU	63 82				
38	H Virginia Tech	58 77	61	H Bucknell	51 64	112	H Richmond	70 75				
			78	A Coastal Caro.	59 74	131	H Davidson	69 76				
			84	H Fordham	54 66	134	A Duquesne	63 84				
			93	H Saint Louis	51 64	141	A George Washington	57 62				
						141	H George Washington	70 60				
						148	H Massachusetts	73 56				
						170	A La Salle	65 77				
						180	A Delaware	44 63				
						181	H American	73 55				
						205	A Penn St.	78 68				
						208	A Rhode Island	42 47				
						210	H UMKC	58 64				
						219	A SMU	59 58				
						225	A Saint Joseph's	54 49				
						241	H Howard	75 86				
						265	A Col. of Charleston	72 61				
						293	A St. Bonaventure	47 62				
						306	A Navy	67 58				
						332	H Detroit Mercy	75 62				
LAST 10 Division I												
225	A Saint Joseph's	54 49	208	A Rhode Island	42 47							
112	H Richmond	70 75	170	A La Salle	65 77							
141	A George Washington	57 62	102	H VCU	63 82							
93	H Saint Louis	51 64	134	A Duquesne	63 84							
148	H Massachusetts	73 56	84	H Fordham	54 66							

Non-Div I Games:

George Mason

■ Loss,
■ Non-Conf,
■ S Site,
■ H Home
■ A Away
N Neutral

George Washington

Through Games Of Feb. 23, 2020

Average RPI Win: 181	WON-LOST	WINNING	LAST 10	STRENGTH OF	OPP. STRENGTH	TEAM	ADJ.	CONF.	ADJ CONF.
Average RPI Loss: 112	RECORD	PCT. RANK	GAMES	SCHEDULE	OF SCHEDULE	RPI	RPI	RPI	RPI
DIV. I ONLY	12- 15	206	5-5	86	109	141	141	12	12
DIV. I NON-CONF.	6- 7	182	0	81	76	124	124	11	11
TOTALS	RPI 1-25	RPI 26-50	W-L RECORDS	RPI 51-100	RPI 101-150	RPI 150+			
12- 15	0- 2	0- 1	OVERALL	1- 5	4- 3	7- 4			
5- 7	0- 1	0- 1	HOME	0- 3	2- 1	3- 1			
7- 8	0- 1	0- 0	AWAY	1- 2	2- 2	4- 3			
0- 0	0- 0	0- 0	NEUTRAL	0- 0	0- 0	0- 0			
6- 7	0- 2	0- 1	NON-CONFERENCE	1- 1	0- 2	5- 1			
2- 4	0- 1	0- 1	HOME	0- 1	0- 1	2- 0			
4- 3	0- 1	0- 0	AWAY	1- 0	0- 1	3- 1			
0- 0	0- 0	0- 0	NEUTRAL	0- 0	0- 0	0- 0			
6- 8	0- 0	0- 0	CONFERENCE	0- 4	4- 1	2- 3			
3- 3	0- 0	0- 0	HOME	0- 2	2- 0	1- 1			
3- 5	0- 0	0- 0	AWAY	0- 2	2- 1	1- 2			
0- 0	0- 0	0- 0	NEUTRAL	0- 0	0- 0	0- 0			

RPI 1-25				RPI 26-50				RPI 51-100				RPI 101+ Team's RPI: 141			
RPI	S	Opponent	Score	RPI	S	Opponent	Score	RPI	S	Opponent	Score	RPI	S	Opponent	Score
3	A	Maryland	54 88	40	H	James Madison	50 69	53	A	Dayton	44 50	102	A	VCU	56 55
14	H	Princeton	50 75					53	H	Dayton	50 66	113	H	William & Mary	51 63
								72	A	Villanova	68 56	131	A	Davidson	55 62
								84	A	Fordham	47 53	133	A	Lehigh	53 59
								85	H	Minnesota	50 83	134	A	Duquesne	72 65
								93	H	Saint Louis	45 59	134	H	Duquesne	65 60
												148	H	Massachusetts	50 47
												170	H	La Salle	54 61
												180	A	Delaware	63 49
												181	A	American	53 66
												189	A	Quinnipiac	78 67
												191	A	Memphis	64 63
												225	A	Saint Joseph's	56 50
												230	A	George Mason	60 70
												230	H	George Mason	62 57
												240	H	Georgetown	52 49
												293	A	St. Bonaventure	55 59
												331	H	Coppin St.	54 35
LAST 10 Division I															
134	A	Duquesne	72 65	293	A	St. Bonaventure	55 59								
53	A	Dayton	44 50	93	H	Saint Louis	45 59								
230	H	George Mason	62 57	225	A	Saint Joseph's	56 50								
170	H	La Salle	54 61	148	H	Massachusetts	50 47								
102	A	VCU	56 55	53	H	Dayton	50 66								

Non-Div I Games:

George Washington

■ Loss,
 ■ Non-Conf,
 ■ S Site,
 ■ H Home
 ■ A Away
 N Neutral

Average RPI Win:	265	WON-LOST	WINNING	LAST 10	STRENGTH OF	OPP. STRENGTH	TEAM	ADJ.	CONF.	ADJ CONF.
Average RPI Loss:	82	RECORD	PCT. RANK	GAMES	SCHEDULE	OF SCHEDULE	RPI	RPI	RPI	RPI
DIV. I ONLY	5- 22	321	1-9	79	77	240	240	6	6	
DIV. I NON-CONF.	3- 8	268	0	143	182	215	215	6	6	
TOTALS	RPI 1-25	RPI 26-50	W-L RECORDS	RPI 51-100	RPI 101-150	RPI 150+				
5- 22	0- 2	0- 4	OVERALL	0- 11	0- 4	5- 1				
1- 11	0- 1	0- 3	HOME	0- 5	0- 1	1- 1				
4- 10	0- 1	0- 1	AWAY	0- 5	0- 3	4- 0				
0- 1	0- 0	0- 0	NEUTRAL	0- 1	0- 0	0- 0				
3- 8	0- 0	0- 1	NON-CONFERENCE	0- 3	0- 4	3- 0				
0- 3	0- 0	0- 1	HOME	0- 1	0- 1	0- 0				
3- 4	0- 0	0- 0	AWAY	0- 1	0- 3	3- 0				
0- 1	0- 0	0- 0	NEUTRAL	0- 1	0- 0	0- 0				
2- 14	0- 2	0- 3	CONFERENCE	0- 8	0- 0	2- 1				
1- 8	0- 1	0- 2	HOME	0- 4	0- 0	1- 1				
1- 6	0- 1	0- 1	AWAY	0- 4	0- 0	1- 0				
0- 0	0- 0	0- 0	NEUTRAL	0- 0	0- 0	0- 0				

RPI S Opponent	Score	RPI S Opponent	Score	RPI S Opponent	Score	RPI S Opponent	Score	Team's RPI: 240
22 A DePaul	66 92	37 A Marquette	51 73	63 A St. John's (NY)	54 71	112 H Richmond	49 51	
22 H DePaul	69 87	37 H Marquette	56 76	63 H St. John's (NY)	68 74	125 A Columbia	49 54	
		40 H James Madison	59 66	72 A Villanova	53 74	131 A Davidson	52 66	
		42 H Creighton	56 65	72 H Villanova	40 48	141 A George Washington	49 52	
				73 N Fresno St.	69 82	169 H Providence	62 53	
				76 A Seton Hall	60 79	252 A Xavier	63 50	
				76 H Seton Hall	47 61	252 H Xavier	64 85	
				84 A Fordham	54 67	285 A Pittsburgh	66 56	
				88 A Butler	42 60	292 A LMU (CA)	64 53	
				88 H Butler	46 47	326 A UMES	57 39	
				90 H Rider	64 65			
LAST 10 Division I								
37 H Marquette	56 76	63 H St. John's (NY)	68 74					
22 H DePaul	69 87	76 H Seton Hall	47 61					
72 H Villanova	40 48	22 A DePaul	66 92					
252 A Xavier	63 50	37 A Marquette	51 73					
88 A Butler	42 60	72 A Villanova	53 74					

Non-Div I Games:

Georgetown

■ Loss,
 ■ Non-Conf,
 ■ S Site,
 ■ H Home
 ■ A Away
 N Neutral

Average RPI Win: 164	WON-LOST	WINNING	LAST 10	STRENGTH OF	OPP. STRENGTH	TEAM	ADJ.	CONF.	ADJ CONF.
Average RPI Loss: 44	RECORD	PCT. RANK	GAMES	SCHEDULE	OF SCHEDULE	RPI	RPI	RPI	RPI
DIV. I ONLY	15- 12	149	5-5	14	67	71	71	4	4
DIV. I NON-CONF.	9- 4	84	0	48	200	86	86	5	5
TOTALS	RPI 1-25	RPI 26-50	W-L RECORDS	RPI 51-100	RPI 101-150	RPI 150+			
15- 12	0- 7	3- 0	OVERALL	2- 3	2- 2	8- 0			
9- 8	0- 4	0- 0	HOME	1- 2	1- 2	7- 0			
4- 4	0- 3	2- 0	AWAY	0- 1	1- 0	1- 0			
2- 0	0- 0	1- 0	NEUTRAL	1- 0	0- 0	0- 0			
9- 4	0- 2	1- 0	NON-CONFERENCE	1- 2	0- 0	7- 0			
7- 3	0- 1	0- 0	HOME	0- 2	0- 0	7- 0			
0- 1	0- 1	0- 0	AWAY	0- 0	0- 0	0- 0			
2- 0	0- 0	1- 0	NEUTRAL	1- 0	0- 0	0- 0			
6- 8	0- 5	2- 0	CONFERENCE	1- 1	2- 2	1- 0			
2- 5	0- 3	0- 0	HOME	1- 0	1- 2	0- 0			
4- 3	0- 2	2- 0	AWAY	0- 1	1- 0	1- 0			
0- 0	0- 0	0- 0	NEUTRAL	0- 0	0- 0	0- 0			

RPI 1-25				RPI 26-50				RPI 51-100 Team's RPI: 71				RPI 101+			
RPI	S	Opponent	Score	RPI	S	Opponent	Score	RPI	S	Opponent	Score	RPI	S	Opponent	Score
1	H	South Carolina	53 88	34	A	LSU	73 56	55	A	Tennessee	56 73	109	H	Auburn	61 50
4	A	Baylor	38 72	35	A	Arkansas	64 55	65	H	Alabama	76 75	120	H	Vanderbilt	55 63
11	H	UCLA	50 59	38	N	Virginia Tech	77 72	66	H	Georgia Tech	40 73	130	A	Florida	49 43
13	A	Texas A&M	63 64					72	H	Villanova	58 63	145	H	Missouri	65 73
13	H	Texas A&M	47 64					88	N	Butler	69 36	151	H	N.C. A&T	72 54
15	A	Mississippi St.	53 67									193	H	Gardner-Webb	84 56
15	H	Mississippi St.	66 73									212	H	Furman	77 48
												216	H	Kennesaw St.	80 65
												243	H	East Carolina	67 50
												286	A	Ole Miss	58 51
												327	H	Mercer	76 60
												328	H	USC Upstate	67 53
LAST 10 Division I															
				34	A	LSU	73 56	15	A	Mississippi St.	53 67				
				13	H	Texas A&M	47 64	13	A	Texas A&M	63 64				
				65	H	Alabama	76 75	1	H	South Carolina	53 88				
				130	A	Florida	49 43	35	A	Arkansas	64 55				
				145	H	Missouri	65 73	109	H	Auburn	61 50				

Non-Div I Games:

Georgia

■ Loss,
 ■ Non-Conf, S Site,
 ■ Home
 ■ Away
 N Neutral

Average RPI Win:	296	WON-LOST	WINNING	LAST 10	STRENGTH OF	OPP. STRENGTH	TEAM	ADJ.	CONF.	ADJ CONF.
Average RPI Loss:	181	RECORD	PCT. RANK	GAMES	SCHEDULE	OF SCHEDULE	RPI	RPI	RPI	RPI
DIV. I ONLY	8- 18	285	4-6	273	300	312	312	21	21	
DIV. I NON-CONF.	3- 8	268	0	266	320	318	318	21	21	
TOTALS	RPI 1-25	RPI 26-50	W-L RECORDS	RPI 51-100	RPI 101-150	RPI 150+				
8- 18	0- 1	0- 1	OVERALL	0- 3	0- 1	8- 12				
5- 9	0- 1	0- 1	HOME	0- 1	0- 0	5- 6				
2- 9	0- 0	0- 0	AWAY	0- 2	0- 1	2- 6				
1- 0	0- 0	0- 0	NEUTRAL	0- 0	0- 0	1- 0				
3- 8	0- 1	0- 0	NON-CONFERENCE	0- 1	0- 1	3- 5				
2- 4	0- 1	0- 0	HOME	0- 0	0- 0	2- 3				
0- 4	0- 0	0- 0	AWAY	0- 1	0- 1	0- 2				
1- 0	0- 0	0- 0	NEUTRAL	0- 0	0- 0	1- 0				
5- 10	0- 0	0- 1	CONFERENCE	0- 2	0- 0	5- 7				
3- 5	0- 0	0- 1	HOME	0- 1	0- 0	3- 3				
2- 5	0- 0	0- 0	AWAY	0- 1	0- 0	2- 4				
0- 0	0- 0	0- 0	NEUTRAL	0- 0	0- 0	0- 0				

RPI 1-25				RPI 26-50				RPI 51-100				RPI 101+ Team's RPI: 312			
RPI	S	Opponent	Score	RPI	S	Opponent	Score	RPI	S	Opponent	Score	RPI	S	Opponent	Score
3	H	Maryland	41 114	48	H	Troy	57 71	66	A	Georgia Tech	28 69	132	A	UNC Greensboro	49 64
								78	A	Coastal Caro.	45 87	173	H	Toledo	48 74
								78	H	Coastal Caro.	50 66	196	A	Little Rock	46 66
												196	H	Little Rock	58 43
												206	A	Louisiana	61 53
												206	H	Louisiana	65 75
												212	A	Furman	55 62
												221	A	UTEP	68 71
												238	A	Appalachian St.	37 65
												238	H	Appalachian St.	59 64
												248	H	South Alabama	64 81
												254	H	Alabama A&M	52 67
												262	A	Arkansas St.	68 70
												262	H	Arkansas St.	67 56
												298	A	Ga. Southern	56 81
												304	H	FIU	63 70
												319	N	New Mexico St.	59 51
												339	H	SIUE	74 73
												346	H	South Carolina St.	77 52
												350	A	La.-Monroe	52 43
												350	H	La.-Monroe	68 52
LAST 10 Division I															
				78	H	Coastal Caro.	50 66	262	H	Arkansas St.	67 56				
				238	H	Appalachian St.	59 64	78	A	Coastal Caro.	45 87				
				350	A	La.-Monroe	52 43	238	A	Appalachian St.	37 65				
				206	A	Louisiana	61 53	298	A	Ga. Southern	56 81				
				196	H	Little Rock	58 43	48	H	Troy	57 71				

Non-Div I Games:

Georgia St.

■ Loss,
 ■ Non-Conf,
 ■ S Site,
 ■ H Home
 ■ A Away
 N Neutral

Average RPI Win:	147	WON-LOST	WINNING	LAST 10	STRENGTH OF	OPP. STRENGTH	TEAM	ADJ.	CONF.	ADJ CONF.
Average RPI Loss:	64	RECORD	PCT. RANK	GAMES	SCHEDULE	OF SCHEDULE	RPI	RPI	RPI	RPI
DIV. I ONLY	18- 10	82	4-6	80	30	66	66	5	5	
DIV. I NON-CONF.	9- 2	37	0	185	57	58	58	4	4	
TOTALS	RPI 1-25	RPI 26-50	W-L RECORDS	RPI 51-100	RPI 101-150	RPI 150+				
18- 10	3- 2	1- 3	OVERALL	5- 2	2- 3	7- 0				
10- 4	1- 1	1- 0	HOME	1- 1	2- 2	5- 0				
6- 4	2- 0	0- 2	AWAY	2- 1	0- 1	2- 0				
2- 2	0- 1	0- 1	NEUTRAL	2- 0	0- 0	0- 0				
9- 2	0- 1	0- 1	NON-CONFERENCE	3- 0	1- 0	5- 0				
5- 0	0- 0	0- 0	HOME	0- 0	1- 0	4- 0				
2- 0	0- 0	0- 0	AWAY	1- 0	0- 0	1- 0				
2- 2	0- 1	0- 1	NEUTRAL	2- 0	0- 0	0- 0				
9- 8	3- 1	1- 2	CONFERENCE	2- 2	1- 3	2- 0				
5- 4	1- 1	1- 0	HOME	1- 1	1- 2	1- 0				
4- 4	2- 0	0- 2	AWAY	1- 1	0- 1	1- 0				
0- 0	0- 0	0- 0	NEUTRAL	0- 0	0- 0	0- 0				

RPI 1-25				RPI 26-50				RPI 51-100 Team's RPI: 66				RPI 101+			
RPI	S	Opponent	Score	RPI	S	Opponent	Score	RPI	S	Opponent	Score	RPI	S	Opponent	Score
5	H	Louisville	47 58	29	A	Duke	46 58	68	N	Rice	54 52	110	A	Wake Forest	60 65
13	N	Texas A&M	48 60	38	A	Virginia Tech	61 64	71	A	Georgia	73 40	110	H	Wake Forest	62 52
20	A	NC State	65 61	44	N	Rutgers	43 46	76	N	Seton Hall	79 54	111	H	North Carolina	60 67
25	A	Florida St.	67 52	45	H	Virginia	61 51	79	H	Boston College	48 55	114	H	Notre Dame	51 59
25	H	Florida St.	65 62					98	A	Syracuse	82 64	139	H	Wisconsin	60 41
								100	A	Miami (FL)	49 54	190	H	Houston	69 38
								100	H	Miami (FL)	61 54	216	A	Kennesaw St.	63 47
												223	H	Clemson	49 47
												285	A	Pittsburgh	77 48
												290	H	ETSU	87 48
												312	H	Georgia St.	69 28
												345	H	Grambling	89 42
LAST 10 Division I															
25	H	Florida St.	65 62	285	A	Pittsburgh	77 48								
5	H	Louisville	47 58	114	H	Notre Dame	51 59								
20	A	NC State	65 61	100	A	Miami (FL)	49 54								
38	A	Virginia Tech	61 64	29	A	Duke	46 58								
110	H	Wake Forest	62 52	111	H	North Carolina	60 67								

Non-Div I Games:

Georgia Tech

■ Loss,
 ■ Non-Conf,
 ■ S Site,
 ■ H Home
 ■ A Away
 N Neutral

Gonzaga

Through Games Of Feb. 23, 2020

Average RPI Win:	150	WON-LOST	WINNING	LAST 10	STRENGTH OF	OPP. STRENGTH	TEAM	ADJ.	CONF.	ADJ CONF.
Average RPI Loss:	87	RECORD	PCT. RANK	GAMES	SCHEDULE	OF SCHEDULE	RPI	RPI	RPI	RPI
DIV. I ONLY	27- 2	4	9-1	70	87	12	12	11	11	
DIV. I NON-CONF.	11- 1	13	0	14	29	2	2	12	12	
TOTALS	RPI 1-25	RPI 26-50	W-L RECORDS	RPI 51-100	RPI 101-150	RPI 150+				
27- 2	1- 1	2- 0	OVERALL	5- 0	7- 0	12- 1				
14- 0	1- 0	1- 0	HOME	1- 0	4- 0	7- 0				
10- 2	0- 1	0- 0	AWAY	2- 0	3- 0	5- 1				
3- 0	0- 0	1- 0	NEUTRAL	2- 0	0- 0	0- 0				
11- 1	1- 1	2- 0	NON-CONFERENCE	3- 0	2- 0	3- 0				
5- 0	1- 0	1- 0	HOME	0- 0	1- 0	2- 0				
3- 1	0- 1	0- 0	AWAY	1- 0	1- 0	1- 0				
3- 0	0- 0	1- 0	NEUTRAL	2- 0	0- 0	0- 0				
16- 1	0- 0	0- 0	CONFERENCE	2- 0	5- 0	9- 1				
9- 0	0- 0	0- 0	HOME	1- 0	3- 0	5- 0				
7- 1	0- 0	0- 0	AWAY	1- 0	2- 0	4- 1				
0- 0	0- 0	0- 0	NEUTRAL	0- 0	0- 0	0- 0				

RPI 1-25				RPI 26-50				RPI 51-100				RPI 101+			
RPI	S	Opponent	Score	RPI	S	Opponent	Score	RPI	S	Opponent	Score	RPI	S	Opponent	Score
7	A	Stanford	70 76	41	N	Purdue	63 50	53	N	Dayton	76 65	106	A	Washington St.	76 53
10	H	Missouri St.	64 52	50	H	UT Martin	78 55	58	N	Middle Tenn.	62 50	115	A	Pacific	83 65
								80	A	BYU	55 43	115	H	Pacific	68 67
								80	H	BYU	59 44	116	A	San Diego	57 42
								81	A	Montana St.	70 55	116	H	San Diego	57 46
												138	H	Portland	62 57
												146	H	Texas Southern	80 45
												166	A	Saint Mary's (CA)	60 70
												166	H	Saint Mary's (CA)	74 49
												194	A	Pepperdine	64 50
												194	H	Pepperdine	70 36
												199	A	Wyoming	65 54
												204	A	Santa Clara	67 52
												204	H	Santa Clara	53 46
												231	A	San Francisco	69 46
												231	H	San Francisco	56 38
												233	H	CSU Bakersfield	92 48
												292	A	LMU (CA)	75 47
												292	H	LMU (CA)	78 52
												299	H	Eastern Wash.	84 44
LAST 10 Division I															
194	A	Pepperdine	64 50	115	A	Pacific	83 65								
292	A	LMU (CA)	75 47	80	H	BYU	59 44								
204	H	Santa Clara	53 46	116	H	San Diego	57 46								
231	H	San Francisco	56 38	292	H	LMU (CA)	78 52								
166	A	Saint Mary's (CA)	60 70	194	H	Pepperdine	70 36								

Non-Div I Games:

Gonzaga

■ Loss,
 ■ Non-Conf, S Site,
 ■ Home
 ■ Away
 N Neutral

Grambling

Through Games Of Feb. 23, 2020

Average RPI Win:	292	WON-LOST	WINNING	LAST 10	STRENGTH OF	OPP. STRENGTH	TEAM	ADJ.	CONF.	ADJ CONF.
Average RPI Loss:	209	RECORD	PCT. RANK	GAMES	SCHEDULE	OF SCHEDULE	RPI	RPI	RPI	RPI
DIV. I ONLY	2- 22	345	1-9	260	344	345	345	32	32	
DIV. I NON-CONF.	0- 10	338	0	93	206	314	314	31	31	
TOTALS	RPI 1-25	RPI 26-50	W-L RECORDS	RPI 51-100	RPI 101-150	RPI 150+				
2- 22	0- 2	0- 0	OVERALL	0- 1	0- 4	2- 15				
2- 7	0- 0	0- 0	HOME	0- 0	0- 3	2- 4				
0- 14	0- 2	0- 0	AWAY	0- 1	0- 1	0- 10				
0- 1	0- 0	0- 0	NEUTRAL	0- 0	0- 0	0- 1				
0- 10	0- 2	0- 0	NON-CONFERENCE	0- 1	0- 2	0- 5				
0- 2	0- 0	0- 0	HOME	0- 0	0- 2	0- 0				
0- 7	0- 2	0- 0	AWAY	0- 1	0- 0	0- 4				
0- 1	0- 0	0- 0	NEUTRAL	0- 0	0- 0	0- 1				
2- 12	0- 0	0- 0	CONFERENCE	0- 0	0- 2	2- 10				
2- 5	0- 0	0- 0	HOME	0- 0	0- 1	2- 4				
0- 7	0- 0	0- 0	AWAY	0- 0	0- 1	0- 6				
0- 0	0- 0	0- 0	NEUTRAL	0- 0	0- 0	0- 0				

RPI 1-25				RPI 26-50				RPI 51-100				RPI 101+ Team's RPI: 345			
RPI	S	Opponent	Score	RPI	S	Opponent	Score	RPI	S	Opponent	Score	RPI	S	Opponent	Score
4	A	Baylor	46 120					66	A	Georgia Tech	42 89	105	H	UT Arlington	54 88
23	A	Kentucky	35 81									130	H	Florida	65 72
												146	A	Texas Southern	62 85
												146	H	Texas Southern	85 89
												155	A	Jackson St.	46 61
												155	H	Jackson St.	59 82
												158	A	Wichita St.	65 77
												167	N	Binghamton	67 88
												244	A	Southern U.	57 81
												244	H	Southern U.	51 70
												254	H	Alabama A&M	69 59
												267	A	Louisiana Tech	66 70
												296	A	Prairie View	58 65
												296	H	Prairie View	54 67
												304	A	FIU	55 56
												329	A	Alcorn	54 80
												329	H	Alcorn	70 59
												333	H	Alabama St.	59 73
												336	A	Ark.-Pine Bluff	79 84
												337	A	Northwestern St.	61 65
												351	A	Mississippi Val.	57 68
LAST 10 Division I															
155	H	Jackson St.	59 82	351	A	Mississippi Val.	57 68								
146	A	Texas Southern	62 85	336	A	Ark.-Pine Bluff	79 84								
296	A	Prairie View	58 65	155	A	Jackson St.	46 61								
329	H	Alcorn	70 59	146	H	Texas Southern	85 89								
244	H	Southern U.	51 70	296	H	Prairie View	54 67								

Non-Div I Games: Centenary (LA) 106 42

Grambling

Loss, Non-Conf, S Site, H Home A Away N Neutral

Grand Canyon

Through Games Of Feb. 23, 2020

Average RPI Win:	283	WON-LOST	WINNING	LAST 10	STRENGTH OF	OPP. STRENGTH	TEAM	ADJ.	CONF.	ADJ CONF.
Average RPI Loss:	207	RECORD	PCT. RANK	GAMES	SCHEDULE	OF SCHEDULE	RPI	RPI	RPI	RPI
DIV. I ONLY	13- 9	127	8-2	310	340	226	226	31	31	
DIV. I NON-CONF.	3- 6	235	0	184	291	276	276	32	32	
TOTALS	RPI 1-25	RPI 26-50	W-L RECORDS	RPI 51-100	RPI 101-150	RPI 150+				
13- 9	0- 0	0- 0	OVERALL	0- 0	0- 2	13- 7				
8- 5	0- 0	0- 0	HOME	0- 0	0- 0	8- 5				
5- 4	0- 0	0- 0	AWAY	0- 0	0- 2	5- 2				
0- 0	0- 0	0- 0	NEUTRAL	0- 0	0- 0	0- 0				
3- 6	0- 0	0- 0	NON-CONFERENCE	0- 0	0- 2	3- 4				
3- 2	0- 0	0- 0	HOME	0- 0	0- 0	3- 2				
0- 4	0- 0	0- 0	AWAY	0- 0	0- 2	0- 2				
0- 0	0- 0	0- 0	NEUTRAL	0- 0	0- 0	0- 0				
10- 3	0- 0	0- 0	CONFERENCE	0- 0	0- 0	10- 3				
5- 3	0- 0	0- 0	HOME	0- 0	0- 0	5- 3				
5- 0	0- 0	0- 0	AWAY	0- 0	0- 0	5- 0				
0- 0	0- 0	0- 0	NEUTRAL	0- 0	0- 0	0- 0				

RPI 1-25			RPI 26-50			RPI 51-100			RPI 101+			Team's RPI: 226
RPI	S	Opponent	Score	RPI	S	Opponent	Score	RPI	S	Opponent	Score	
								136	A	California	53	72
								138	A	Portland	41	73
								165	A	Montana	67	72
								177	H	Southern Utah	69	65
								209	H	UNLV	53	51
								210	A	UMKC	62	56
								210	H	UMKC	53	74
								214	A	Portland St.	46	69
								229	H	Cal St. Fullerton	70	80
								232	H	North Dakota	76	78
								233	H	CSU Bakersfield	54	59
								256	H	UC Santa Barbara	58	57
								295	A	California Baptist	62	58
								295	H	California Baptist	72	66
								302	A	Utah Valley	66	59
								302	H	Utah Valley	54	64
								303	A	Seattle U	56	48
								303	H	Seattle U	63	60
								315	H	UTRGV	62	60
								319	H	New Mexico St.	60	49
								348	A	Chicago St.	68	57
								348	H	Chicago St.	69	49
LAST 10 Division I												
								302	H	Utah Valley	54	64
								315	H	UTRGV	62	60
								302	A	Utah Valley	66	59
								303	A	Seattle U	56	48
								210	H	UMKC	53	74
								295	H	California Baptist	72	66

Non-Div I Games: Benedictine Mesa 72 53 Whittier 77 41

Grand Canyon

■ Loss,
 ■ Non-Conf,
 ■ S Site,
 ■ H Home
 ■ A Away
 N Neutral

Average RPI Win:	224	WON-LOST	WINNING	LAST 10	STRENGTH OF	OPP. STRENGTH	TEAM	ADJ.	CONF.	ADJ CONF.
Average RPI Loss:	113	RECORD	PCT. RANK	GAMES	SCHEDULE	OF SCHEDULE	RPI	RPI	RPI	RPI
DIV. I ONLY	16- 12	140	8-2	140	186	129	129	22	22	
DIV. I NON-CONF.	5- 7	205	0	28	38	106	106	19	19	
TOTALS	RPI 1-25	RPI 26-50	W-L RECORDS	RPI 51-100	RPI 101-150	RPI 150+				
16- 12	1- 2	0- 2	OVERALL	2- 3	1- 0	12- 5				
6- 6	0- 1	0- 2	HOME	0- 2	1- 0	5- 1				
8- 5	1- 0	0- 0	AWAY	1- 1	0- 0	6- 4				
2- 1	0- 1	0- 0	NEUTRAL	1- 0	0- 0	1- 0				
5- 7	1- 2	0- 2	NON-CONFERENCE	1- 2	1- 0	2- 1				
1- 4	0- 1	0- 2	HOME	0- 1	1- 0	0- 0				
2- 2	1- 0	0- 0	AWAY	0- 1	0- 0	1- 1				
2- 1	0- 1	0- 0	NEUTRAL	1- 0	0- 0	1- 0				
11- 5	0- 0	0- 0	CONFERENCE	1- 1	0- 0	10- 4				
5- 2	0- 0	0- 0	HOME	0- 1	0- 0	5- 1				
6- 3	0- 0	0- 0	AWAY	1- 0	0- 0	5- 3				
0- 0	0- 0	0- 0	NEUTRAL	0- 0	0- 0	0- 0				

RPI S	Opponent	Score	RPI S	Opponent	Score	RPI S	Opponent	Score	RPI S	Opponent	Score	Team's RPI: 129
15 N	Mississippi St.	58 83	33 H	South Dakota	60 66	62 A	Marist	60 72	145 H	Missouri	72 64	
18 A	Central Mich.	111 105	37 H	Marquette	47 60	64 A	IUPUI	61 58	154 A	Wright St.	68 59	
22 H	DePaul	65 76				64 H	IUPUI	42 54	154 H	Wright St.	58 70	
						82 H	South Dakota St.	55 60	184 A	Maine	60 61	
						98 N	Syracuse	79 73	185 A	Northern Ky.	43 63	
									185 H	Northern Ky.	65 44	
									202 A	Cleveland St.	74 54	
									236 A	Milwaukee	60 65	
									236 H	Milwaukee	61 48	
									250 A	Youngstown St.	70 63	
									263 N	Bowling Green	73 54	
									278 A	Oakland	88 93	
									278 H	Oakland	76 51	
									332 A	Detroit Mercy	65 48	
									332 H	Detroit Mercy	72 45	
									343 A	UIC	75 49	
									343 H	UIC	73 36	
									348 A	Chicago St.	102 46	
LAST 10 Division I												
64 A	IUPUI	61 58	185 A	Northern Ky.	43 63							
343 A	UIC	75 49	154 A	Wright St.	68 59							
278 H	Oakland	76 51	202 A	Cleveland St.	74 54							
332 H	Detroit Mercy	72 45	250 A	Youngstown St.	70 63							
236 A	Milwaukee	60 65	343 H	UIC	73 36							

Non-Div I Games:

Green Bay

■ Loss,
■ Non-Conf,
■ S Site,
■ H Home
■ A Away
N Neutral

Hampton

H
a
m
p
t
o
n

Hampton

Page 106

Hartford

Through Games Of Feb. 23, 2020

Average RPI Win:	0	WON-LOST	WINNING	LAST 10	STRENGTH OF	OPP. STRENGTH	TEAM	ADJ.	CONF.	ADJ CONF.
Average RPI Loss:	207	RECORD	PCT. RANK	GAMES	SCHEDULE	OF SCHEDULE	RPI	RPI	RPI	RPI
DIV. I ONLY	0- 28	351	0-10	269	276	347	347	27	27	
DIV. I NON-CONF.	0- 13	338	0	226	189	339	339	28	28	
TOTALS	RPI 1-25	RPI 26-50	W-L RECORDS	RPI 51-100	RPI 101-150	RPI 150+				
0- 28	0- 1	0- 0	OVERALL	0- 4	0- 3	0- 20				
0- 13	0- 0	0- 0	HOME	0- 0	0- 0	0- 13				
0- 15	0- 1	0- 0	AWAY	0- 4	0- 3	0- 7				
0- 0	0- 0	0- 0	NEUTRAL	0- 0	0- 0	0- 0				
0- 13	0- 1	0- 0	NON-CONFERENCE	0- 3	0- 3	0- 6				
0- 6	0- 0	0- 0	HOME	0- 0	0- 0	0- 6				
0- 7	0- 1	0- 0	AWAY	0- 3	0- 3	0- 0				
0- 0	0- 0	0- 0	NEUTRAL	0- 0	0- 0	0- 0				
0- 15	0- 0	0- 0	CONFERENCE	0- 1	0- 0	0- 14				
0- 7	0- 0	0- 0	HOME	0- 0	0- 0	0- 7				
0- 8	0- 0	0- 0	AWAY	0- 1	0- 0	0- 7				
0- 0	0- 0	0- 0	NEUTRAL	0- 0	0- 0	0- 0				

RPI 1-25				RPI 26-50				RPI 51-100				RPI 101+ Team's RPI: 347			
RPI	S	Opponent	Score	RPI	S	Opponent	Score	RPI	S	Opponent	Score	RPI	S	Opponent	Score
14	A	Princeton	42 73					54	A	Penn	46 74	113	A	William & Mary	44 61
								60	A	Stony Brook	55 66	127	A	Northeastern	47 60
								92	A	Michigan St.	34 79	148	A	Massachusetts	48 74
								97	A	Harvard	44 53	167	A	Binghamton	44 80
												167	H	Binghamton	65 78
												169	H	Providence	57 75
												184	A	Maine	73 87
												184	H	Maine	52 69
												189	H	Quinnipiac	50 87
												208	H	Rhode Island	56 68
												235	A	UMass Lowell	56 64
												235	H	UMass Lowell	63 68
												268	A	New Hampshire	71 72
												268	H	New Hampshire	55 64
												287	A	UMBC	54 61
												287	H	UMBC	47 56
												297	A	Vermont	51 62
												297	H	Vermont	53 63
												318	H	Hofstra	41 43
												322	A	Albany (NY)	40 63
												322	H	Albany (NY)	63 68
												325	H	NJIT	52 61
												349	H	Central Conn. St.	54 61
LAST 10 Division I															
				167	H	Binghamton	65 78			287	H	UMBC	47 56		
				268	H	New Hampshire	55 64			184	H	Maine	52 69		
				235	A	UMass Lowell	56 64			167	A	Binghamton	44 80		
				322	A	Albany (NY)	40 63			322	H	Albany (NY)	63 68		
				297	A	Vermont	51 62			287	A	UMBC	54 61		

Non-Div I Games:

Hartford

■ Loss,
 ■ Non-Conf,
 ■ S Site,
 ■ Home
 ■ A Away
 N Neutral

Average RPI Win:	182	WON-LOST	WINNING	LAST 10	STRENGTH OF	OPP. STRENGTH	TEAM	ADJ.	CONF.	ADJ CONF.
Average RPI Loss:	104	RECORD	PCT. RANK	GAMES	SCHEDULE	OF SCHEDULE	RPI	RPI	RPI	RPI
DIV. I ONLY	14- 9	103	5-5	127	92	97	97	7	7	
DIV. I NON-CONF.	9- 4	84	0	290	91	131	131	8	8	
TOTALS	RPI 1-25	RPI 26-50	W-L RECORDS	RPI 51-100	RPI 101-150	RPI 150+				
14- 9	0- 2	0- 1	OVERALL	2- 1	2- 2	10- 3				
8- 2	0- 1	0- 0	HOME	2- 0	1- 1	5- 0				
6- 6	0- 1	0- 1	AWAY	0- 1	1- 1	5- 2				
0- 1	0- 0	0- 0	NEUTRAL	0- 0	0- 0	0- 1				
9- 4	0- 0	0- 1	NON-CONFERENCE	0- 0	2- 1	7- 2				
4- 1	0- 0	0- 0	HOME	0- 0	1- 1	3- 0				
5- 2	0- 0	0- 1	AWAY	0- 0	1- 0	4- 1				
0- 1	0- 0	0- 0	NEUTRAL	0- 0	0- 0	0- 1				
5- 5	0- 2	0- 0	CONFERENCE	2- 1	0- 1	3- 1				
4- 1	0- 1	0- 0	HOME	2- 0	0- 0	2- 0				
1- 4	0- 1	0- 0	AWAY	0- 1	0- 1	1- 1				
0- 0	0- 0	0- 0	NEUTRAL	0- 0	0- 0	0- 0				

RPI 1-25				RPI 26-50				RPI 51-100				Team's RPI: 97				RPI 101+			
RPI	S	Opponent	Score	RPI	S	Opponent	Score	RPI	S	Opponent	Score					RPI	S	Opponent	Score
14	A	Princeton	45 66	44	A	Rutgers	46 74	54	A	Penn	48 70					125	A	Columbia	64 89
14	H	Princeton	46 60					54	H	Penn	58 51					127	H	Northeastern	44 46
								67	H	Yale	66 57					135	A	Boston U.	66 39
																136	H	California	56 53
																164	A	Dartmouth	62 63
																164	H	Dartmouth	64 49
																170	A	La Salle	69 75
																178	A	Northern Ill.	59 53
																182	A	Cornell	73 58
																184	A	Maine	69 40
																189	A	Quinnipiac	77 68
																201	A	Fla. Atlantic	65 51
																208	H	Rhode Island	61 58
																220	H	Brown	68 53
																225	N	Saint Joseph's	39 63
																279	H	Siena	68 51
																347	H	Hartford	53 44
LAST 10 Division I																			
				54	A	Penn	48 70					67	H	Yale	66 57				
				14	A	Princeton	45 66					14	H	Princeton	46 60				
				125	A	Columbia	64 89					54	H	Penn	58 51				
				182	A	Cornell	73 58					164	H	Dartmouth	64 49				
				220	H	Brown	68 53					164	A	Dartmouth	62 63				

Non-Div I Games:

Harvard

■ Loss,
 ■ Non-Conf,
 ■ S Site,
 ■ H Home
 ■ A Away
 N Neutral

Average RPI Win: 245	WON-LOST	WINNING	LAST 10	STRENGTH OF	OPP. STRENGTH	TEAM	ADJ.	CONF.	ADJ CONF.
Average RPI Loss: 163	RECORD	PCT. RANK	GAMES	SCHEDULE	OF SCHEDULE	RPI	RPI	RPI	RPI
DIV. I ONLY	13- 11	155	8-2	237	225	197	197	28	28
DIV. I NON-CONF.	5- 7	205	0	136	79	187	187	26	26
TOTALS	RPI 1-25	RPI 26-50	W-L RECORDS	RPI 51-100	RPI 101-150	RPI 150+			
13- 11	0- 2	0- 0	OVERALL	1- 1	1- 2	11- 6			
8- 5	0- 1	0- 0	HOME	1- 1	0- 1	7- 2			
5- 6	0- 1	0- 0	AWAY	0- 0	1- 1	4- 4			
0- 0	0- 0	0- 0	NEUTRAL	0- 0	0- 0	0- 0			
5- 7	0- 2	0- 0	NON-CONFERENCE	1- 1	1- 2	3- 2			
3- 4	0- 1	0- 0	HOME	1- 1	0- 1	2- 1			
2- 3	0- 1	0- 0	AWAY	0- 0	1- 1	1- 1			
0- 0	0- 0	0- 0	NEUTRAL	0- 0	0- 0	0- 0			
8- 4	0- 0	0- 0	CONFERENCE	0- 0	0- 0	8- 4			
5- 1	0- 0	0- 0	HOME	0- 0	0- 0	5- 1			
3- 3	0- 0	0- 0	AWAY	0- 0	0- 0	3- 3			
0- 0	0- 0	0- 0	NEUTRAL	0- 0	0- 0	0- 0			

RPI 1-25				RPI 26-50				RPI 51-100				RPI 101+ Team's RPI: 197			
RPI	S	Opponent	Score	RPI	S	Opponent	Score	RPI	S	Opponent	Score	RPI	S	Opponent	Score
16	A	Oregon St.	32 64					52	H	Texas	73 60	123	A	Washington	62 50
20	H	NC State	59 68					54	H	Penn	55 70	124	A	Idaho	52 67
												146	H	Texas Southern	57 74
												159	A	UC Davis	49 62
												159	H	UC Davis	48 65
												194	A	Pepperdine	52 51
												229	H	Cal St. Fullerton	79 72
												247	H	San Diego St.	61 58
												256	A	UC Santa Barbara	63 51
												257	H	North Texas	60 66
												283	A	CSUN	54 58
												283	H	CSUN	70 66
												288	A	Long Beach St.	55 62
												288	H	Long Beach St.	68 44
												289	H	UC Irvine	94 70
												292	A	LMU (CA)	51 65
												301	A	UC Riverside	65 59
												301	H	UC Riverside	80 57
												311	H	UTSA	62 50
												313	A	Cal Poly	59 46
LAST 10 Division I															
159	H	UC Davis	48 65	289	H	UC Irvine	94 70								
283	H	CSUN	70 66	301	A	UC Riverside	65 59								
256	A	UC Santa Barbara	63 51	288	A	Long Beach St.	55 62								
313	A	Cal Poly	59 46	229	H	Cal St. Fullerton	79 72								
288	H	Long Beach St.	68 44	301	H	UC Riverside	80 57								

Non-Div I Games: Hope Int'l 86 49

Hawaii

Average RPI Win:	260	WON-LOST	WINNING	LAST 10	STRENGTH OF	OPP. STRENGTH	TEAM	ADJ.	CONF.	ADJ CONF.
Average RPI Loss:	164	RECORD	PCT. RANK	GAMES	SCHEDULE	OF SCHEDULE	RPI	RPI	RPI	RPI
DIV. I ONLY	12- 13	190	7-3	179	316	186	186	25	25	
DIV. I NON-CONF.	2- 7	288	0	160	261	269	269	27	27	
TOTALS	RPI 1-25	RPI 26-50	W-L RECORDS	RPI 51-100	RPI 101-150	RPI 150+				
12- 13	0- 0	0- 1	OVERALL	0- 1	2- 4	10- 7				
6- 4	0- 0	0- 0	HOME	0- 0	1- 2	5- 2				
6- 9	0- 0	0- 1	AWAY	0- 1	1- 2	5- 5				
0- 0	0- 0	0- 0	NEUTRAL	0- 0	0- 0	0- 0				
2- 7	0- 0	0- 1	NON-CONFERENCE	0- 1	0- 2	2- 3				
1- 2	0- 0	0- 0	HOME	0- 0	0- 1	1- 1				
1- 5	0- 0	0- 1	AWAY	0- 1	0- 1	1- 2				
0- 0	0- 0	0- 0	NEUTRAL	0- 0	0- 0	0- 0				
10- 6	0- 0	0- 0	CONFERENCE	0- 0	2- 2	8- 4				
5- 2	0- 0	0- 0	HOME	0- 0	1- 1	4- 1				
5- 4	0- 0	0- 0	AWAY	0- 0	1- 1	4- 3				
0- 0	0- 0	0- 0	NEUTRAL	0- 0	0- 0	0- 0				

RPI S	Opponent	Score	RPI S	Opponent	Score	RPI S	Opponent	Score	RPI S	Opponent	Score	Team's RPI: 186
29	A Duke	57 93	88	A Butler	52 74	108	A Campbell	36 73				
						108	H Campbell	66 68				
						131	H Davidson	63 73				
						132	A UNC Greensboro	70 82				
						142	A Hampton	81 77				
						142	H Hampton	74 59				
						181	A American	48 56				
						187	A Norfolk St.	58 72				
						193	A Gardner-Webb	57 70				
						193	H Gardner-Webb	46 62				
						200	A Radford	64 63				
						200	H Radford	68 58				
						249	A UNC Asheville	60 76				
						259	A Longwood	76 69				
						265	H Col. of Charleston	70 79				
						271	A Winthrop	63 69				
						271	H Winthrop	94 61				
						290	H ETSU	80 62				
						305	H Presbyterian	60 55				
						314	A N.C. Central	78 58				
						328	A USC Upstate	81 45				
						328	H USC Upstate	85 46				
						344	A Charleston So.	84 70				
LAST 10 Division I												
200	A Radford	64 63	271	H Winthrop	94 61							
193	H Gardner-Webb	46 62	193	A Gardner-Webb	57 70							
108	H Campbell	66 68	142	A Hampton	81 77							
328	A USC Upstate	81 45	305	H Presbyterian	60 55							
142	H Hampton	74 59	259	A Longwood	76 69							

Non-Div I Games:

High Point

■ Loss,
 ■ Non-Conf,
 ■ S Site,
 ■ H Home
 ■ A Away
 N Neutral

Hofstra

Through Games Of Feb. 23, 2020

Average RPI Win: 234	WON-LOST	WINNING	LAST 10	STRENGTH OF	OPP. STRENGTH	TEAM	ADJ.	CONF.	ADJ CONF.
Average RPI Loss: 168	RECORD	PCT. RANK	GAMES	SCHEDULE	OF SCHEDULE	RPI	RPI	RPI	RPI
DIV. I ONLY	3- 23	336	0-10	141	271	318	318	14	14
DIV. I NON-CONF.	3- 8	268	0	211	350	306	306	13	13
TOTALS	RPI 1-25	RPI 26-50	W-L RECORDS	RPI 51-100	RPI 101-150	RPI 150+			
3- 23	0- 0	0- 4	OVERALL	0- 1	1- 3	2- 15			
2- 11	0- 0	0- 2	HOME	0- 1	1- 1	1- 7			
1- 10	0- 0	0- 2	AWAY	0- 0	0- 2	1- 6			
0- 2	0- 0	0- 0	NEUTRAL	0- 0	0- 0	0- 2			
3- 8	0- 0	0- 0	NON-CONFERENCE	0- 1	1- 0	2- 7			
2- 3	0- 0	0- 0	HOME	0- 1	1- 0	1- 2			
1- 3	0- 0	0- 0	AWAY	0- 0	0- 0	1- 3			
0- 2	0- 0	0- 0	NEUTRAL	0- 0	0- 0	0- 2			
0- 15	0- 0	0- 4	CONFERENCE	0- 0	0- 3	0- 8			
0- 8	0- 0	0- 2	HOME	0- 0	0- 1	0- 5			
0- 7	0- 0	0- 2	AWAY	0- 0	0- 2	0- 3			
0- 0	0- 0	0- 0	NEUTRAL	0- 0	0- 0	0- 0			

RPI S	Opponent	Score	RPI S	Opponent	Score	RPI S	Opponent	Score	RPI S	Opponent	Score	Team's RPI: 318
40	A James Madison	50 92	40	H James Madison	52 89	60	H Stony Brook	38 81	108	H Campbell	58 55	
43	A Drexel	54 74	43	H Drexel	32 45				113	A William & Mary	42 71	
									113	H William & Mary	53 66	
									127	A Northeastern	51 74	
									174	A Elon	50 67	
									174	H Elon	56 69	
									175	N Samford	45 65	
									176	A Towson	71 84	
									176	H Towson	54 71	
									180	A Delaware	59 80	
									180	H Delaware	67 77	
									190	N Houston	44 54	
									202	H Cleveland St.	51 61	
									239	A Fairfield	64 73	
									241	H Howard	64 73	
									246	H Morgan St.	51 39	
									265	H Col. of Charleston	60 63	
									273	H UNCW	59 62	
									308	A Sacred Heart	44 71	
									330	A LIU Brooklyn	46 85	
									347	A Hartford	43 41	
LAST 10 Division I												
40	H James Madison	52 89	43	H Drexel	32 45							
176	H Towson	54 71	265	H Col. of Charleston	60 63							
113	A William & Mary	42 71	273	H UNCW	59 62							
174	A Elon	50 67	176	A Towson	71 84							
180	H Delaware	67 77	40	A James Madison	50 92							

Non-Div I Games:

Hofstra

Loss, Non-Conf, S Site, H Home A Away N Neutral

Holy Cross

Through Games Of Feb. 23, 2020

Average RPI Win:	218	WON-LOST	WINNING	LAST 10	STRENGTH OF	OPP. STRENGTH	TEAM	ADJ.	CONF.	ADJ CONF.
Average RPI Loss:	141	RECORD	PCT. RANK	GAMES	SCHEDULE	OF SCHEDULE	RPI	RPI	RPI	RPI
DIV. I ONLY	15- 11	132	5-5	166	202	126	126	15	15	
DIV. I NON-CONF.	7- 4	100	0	253	280	120	120	15	15	
TOTALS	RPI 1-25	RPI 26-50	W-L RECORDS	RPI 51-100	RPI 101-150	RPI 150+				
15- 11	0- 0	0- 0	OVERALL	1- 4	2- 4	12- 3				
8- 3	0- 0	0- 0	HOME	1- 2	1- 1	6- 0				
7- 8	0- 0	0- 0	AWAY	0- 2	1- 3	6- 3				
0- 0	0- 0	0- 0	NEUTRAL	0- 0	0- 0	0- 0				
7- 4	0- 0	0- 0	NON-CONFERENCE	1- 0	0- 2	6- 2				
4- 0	0- 0	0- 0	HOME	1- 0	0- 0	3- 0				
3- 4	0- 0	0- 0	AWAY	0- 0	0- 2	3- 2				
0- 0	0- 0	0- 0	NEUTRAL	0- 0	0- 0	0- 0				
8- 7	0- 0	0- 0	CONFERENCE	0- 4	2- 2	6- 1				
4- 3	0- 0	0- 0	HOME	0- 2	1- 1	3- 0				
4- 4	0- 0	0- 0	AWAY	0- 2	1- 1	3- 1				
0- 0	0- 0	0- 0	NEUTRAL	0- 0	0- 0	0- 0				

RPI S	Opponent	Score	RPI S	Opponent	Score	RPI S	Opponent	Score	RPI S	Opponent	Score	Team's RPI: 126
						61	A Bucknell	45 63	133	A Lehigh	74 57	
						61	H Bucknell	40 51	133	H Lehigh	65 62	
						79	H Boston College	80 71	135	A Boston U.	70 76	
						89	A Colgate	60 71	135	H Boston U.	51 62	
						89	H Colgate	69 80	144	A North Florida	60 80	
									148	A Massachusetts	72 75	
									172	A Lafayette	57 49	
									172	H Lafayette	57 56	
									181	H American	72 59	
									183	H Merrimack	68 42	
									188	A Illinois	75 78	
									208	A Rhode Island	58 73	
									217	A Stetson	75 63	
									220	A Brown	83 71	
									264	A Loyola Maryland	64 56	
									268	H New Hampshire	82 61	
									294	A Army West Point	48 61	
									306	A Navy	58 49	
									306	H Navy	57 43	
									308	A Sacred Heart	65 52	
									324	H Bryant	87 75	
LAST 10 Division I												
			89	H Colgate	69 80	89	A Colgate	60 71				
			61	A Bucknell	45 63	306	H Navy	57 43				
			172	A Lafayette	57 49	135	A Boston U.	70 76				
			133	H Lehigh	65 62	133	A Lehigh	74 57				
			135	H Boston U.	51 62	181	H American	72 59				

Non-Div I Games:

Holy Cross

■ Loss,
 ■ Non-Conf,
 ■ S Site,
 ■ H Home
 ■ A Away
 N Neutral

Average RPI Win:	222	WON-LOST	WINNING	LAST 10	STRENGTH OF	OPP. STRENGTH	TEAM	ADJ.	CONF.	ADJ CONF.
Average RPI Loss:	103	RECORD	PCT. RANK	GAMES	SCHEDULE	OF SCHEDULE	RPI	RPI	RPI	RPI
DIV. I ONLY	12- 16	221	3-7	125	83	190	190	9	9	
DIV. I NON-CONF.	7- 7	164	0	180	113	182	182	10	10	
TOTALS	RPI 1-25	RPI 26-50	W-L RECORDS	RPI 51-100	RPI 101-150	RPI 150+				
12- 16	0- 2	0- 2	OVERALL	1- 8	0- 0	11- 4				
9- 4	0- 0	0- 2	HOME	1- 2	0- 0	8- 0				
1- 10	0- 2	0- 0	AWAY	0- 5	0- 0	1- 3				
2- 2	0- 0	0- 0	NEUTRAL	0- 1	0- 0	2- 1				
7- 7	0- 1	0- 1	NON-CONFERENCE	1- 3	0- 0	6- 2				
5- 1	0- 0	0- 1	HOME	1- 0	0- 0	4- 0				
0- 4	0- 1	0- 0	AWAY	0- 2	0- 0	0- 1				
2- 2	0- 0	0- 0	NEUTRAL	0- 1	0- 0	2- 1				
5- 9	0- 1	0- 1	CONFERENCE	0- 5	0- 0	5- 2				
4- 3	0- 0	0- 1	HOME	0- 2	0- 0	4- 0				
1- 6	0- 1	0- 0	AWAY	0- 3	0- 0	1- 2				
0- 0	0- 0	0- 0	NEUTRAL	0- 0	0- 0	0- 0				

RPI	S	Opponent	Score	RPI	S	Opponent	Score	RPI	S	Opponent	Score	RPI	S	Opponent	Score	Team's RPI: 190
6	A	UConn	51 91	32	H	FGCU	45 57	56	H	Oklahoma	85 69	156	A	Tulane	66 60	
13	A	Texas A&M	43 72	39	H	UCF	49 67	66	A	Georgia Tech	38 69	158	H	Wichita St.	64 56	
								69	A	South Fla.	45 74	191	H	Memphis	75 65	
								77	A	Cincinnati	66 85	203	H	Southern Miss.	75 60	
								77	H	Cincinnati	65 74	215	A	New Mexico	71 81	
								84	A	Fordham	54 63	219	A	SMU	47 60	
								91	A	Temple	75 76	219	H	SMU	55 53	
								91	H	Temple	58 61	231	N	San Francisco	57 80	
								98	N	Syracuse	62 87	237	H	Southeastern La.	78 65	
												243	A	East Carolina	50 53	
												243	H	East Carolina	72 63	
												267	H	Louisiana Tech	67 53	
												295	N	California Baptist	96 75	
												316	H	Houston Baptist	82 60	
												318	N	Hofstra	54 44	
LAST 10 Division I																
219	A	SMU	47 60	219	H	SMU	55 53									
77	H	Cincinnati	65 74	156	A	Tulane	66 60									
91	A	Temple	75 76	69	A	South Fla.	45 74									
39	H	UCF	49 67	158	H	Wichita St.	64 56									
243	A	East Carolina	50 53	77	A	Cincinnati	66 85									

Non-Div I Games:

Houston

■ Loss,
 ■ Non-Conf,
 ■ S Site,
 ■ H Home
 ■ A Away
 N Neutral

Houston Baptist

Through Games Of Feb. 23, 2020

Average RPI Win:	274	WON-LOST	WINNING	LAST 10	STRENGTH OF	OPP. STRENGTH	TEAM	ADJ.	CONF.	ADJ CONF.
Average RPI Loss:	188	RECORD	PCT. RANK	GAMES	SCHEDULE	OF SCHEDULE	RPI	RPI	RPI	RPI
DIV. I ONLY	4- 19	322	2-8	227	308	316	316	23	23	
DIV. I NON-CONF.	2- 5	259	0	139	272	191	191	24	24	
TOTALS	RPI 1-25	RPI 26-50	W-L RECORDS	RPI 51-100	RPI 101-150	RPI 150+				
4- 19	0- 1	0- 0	OVERALL	0- 2	0- 3	4- 13				
1- 8	0- 0	0- 0	HOME	0- 2	0- 1	1- 5				
3- 11	0- 1	0- 0	AWAY	0- 0	0- 2	3- 8				
0- 0	0- 0	0- 0	NEUTRAL	0- 0	0- 0	0- 0				
2- 5	0- 1	0- 0	NON-CONFERENCE	0- 0	0- 1	2- 3				
0- 1	0- 0	0- 0	HOME	0- 0	0- 0	0- 1				
2- 4	0- 1	0- 0	AWAY	0- 0	0- 1	2- 2				
0- 0	0- 0	0- 0	NEUTRAL	0- 0	0- 0	0- 0				
2- 14	0- 0	0- 0	CONFERENCE	0- 2	0- 2	2- 10				
1- 7	0- 0	0- 0	HOME	0- 2	0- 1	1- 4				
1- 7	0- 0	0- 0	AWAY	0- 0	0- 1	1- 6				
0- 0	0- 0	0- 0	NEUTRAL	0- 0	0- 0	0- 0				

RPI 1-25				RPI 26-50				RPI 51-100				RPI 101+ Team's RPI: 316			
RPI	S	Opponent	Score	RPI	S	Opponent	Score	RPI	S	Opponent	Score	RPI	S	Opponent	Score
4	A	Baylor	42 112					95	H	SFA	42 59	117	A	Abilene Christian	54 71
								96	H	A&M-Corpus Christi	65 75	117	H	Abilene Christian	79 84
												137	A	Texas Tech	51 59
												153	A	Sam Houston St.	60 75
												153	H	Sam Houston St.	69 97
												157	A	New Orleans	84 88
												158	A	Wichita St.	42 59
												162	H	Northern Ariz.	62 79
												190	A	Houston	60 82
												218	A	Oral Roberts	74 73
												237	H	Southeastern La.	59 69
												242	A	Central Ark.	39 63
												258	A	Incarnate Word	60 55
												266	H	Nicholls St.	78 84
												270	A	Lamar University	53 60
												270	H	Lamar University	72 59
												337	A	Northwestern St.	60 69
												337	H	Northwestern St.	46 54
												342	A	McNeese	72 88
												350	A	La.-Monroe	72 65
LAST 10 Division I															
153	A	Sam Houston St.	60 75	157	A	New Orleans	84 88								
117	H	Abilene Christian	79 84	96	H	A&M-Corpus Christi	65 75								
270	H	Lamar University	72 59	258	A	Incarnate Word	60 55								
117	A	Abilene Christian	54 71	342	A	McNeese	72 88								
337	H	Northwestern St.	46 54	266	H	Nicholls St.	78 84								

Non-Div I Games: LSU-Shreveport 67 44 Paul Quinn 63 34

Houston Baptist

Loss, Non-Conf, S Site, H Home A Away N Neutral

Average RPI Win:	305	WON-LOST	WINNING	LAST 10	STRENGTH OF	OPP. STRENGTH	TEAM	ADJ.	CONF.	ADJ CONF.
Average RPI Loss:	140	RECORD	PCT. RANK	GAMES	SCHEDULE	OF SCHEDULE	RPI	RPI	RPI	RPI
DIV. I ONLY	14- 11	143	5-5	344	284	241	241	29	29	
DIV. I NON-CONF.	8- 5	117	0	305	198	178	178	29	29	
TOTALS	RPI 1-25	RPI 26-50	W-L RECORDS	RPI 51-100	RPI 101-150	RPI 150+				
14- 11	0- 0	0- 0	OVERALL	0- 3	0- 3	14- 5				
6- 4	0- 0	0- 0	HOME	0- 0	0- 1	6- 3				
8- 5	0- 0	0- 0	AWAY	0- 2	0- 1	8- 2				
0- 2	0- 0	0- 0	NEUTRAL	0- 1	0- 1	0- 0				
8- 5	0- 0	0- 0	NON-CONFERENCE	0- 3	0- 1	8- 1				
3- 1	0- 0	0- 0	HOME	0- 0	0- 0	3- 1				
5- 2	0- 0	0- 0	AWAY	0- 2	0- 0	5- 0				
0- 2	0- 0	0- 0	NEUTRAL	0- 1	0- 1	0- 0				
6- 6	0- 0	0- 0	CONFERENCE	0- 0	0- 2	6- 4				
3- 3	0- 0	0- 0	HOME	0- 0	0- 1	3- 2				
3- 3	0- 0	0- 0	AWAY	0- 0	0- 1	3- 2				
0- 0	0- 0	0- 0	NEUTRAL	0- 0	0- 0	0- 0				

RPI S	Opponent	Score	RPI S	Opponent	Score	RPI S	Opponent	Score	RPI S	Opponent	Score	Team's RPI: 241
						55	A Tennessee	38 88	118	A Bethune-Cookman	59 88	
						61	N Bucknell	60 70	118	H Bethune-Cookman	59 75	
						69	A South Fla.	53 82	123	N Washington	58 75	
									151	A N.C. A&T	55 60	
									170	H La Salle	62 78	
									187	H Norfolk St.	80 83	
									230	A George Mason	86 75	
									243	A East Carolina	67 51	
									246	A Morgan St.	67 74	
									246	H Morgan St.	52 68	
									264	A Loyola Maryland	75 69	
									277	H Niagara	91 42	
									287	A UMBC	72 61	
									317	H Fairleigh Dickinson	64 56	
									318	A Hofstra	73 64	
									323	H Saint Peter's	92 80	
									326	A UMES	79 58	
									331	A Coppin St.	66 54	
									331	H Coppin St.	64 52	
									341	A Florida A&M	82 56	
									341	H Florida A&M	72 58	
									346	H South Carolina St.	78 47	
LAST 10 Division I												
			151	A N.C. A&T	55 60	331	A Coppin St.	66 54				
			118	A Bethune-Cookman	59 88	341	H Florida A&M	72 58				
			341	A Florida A&M	82 56	246	A Morgan St.	67 74				
			331	H Coppin St.	64 52	346	H South Carolina St.	78 47				
			246	H Morgan St.	52 68	187	H Norfolk St.	80 83				

Non-Div I Games:

Howard

Average RPI Win: 211	WON-LOST	WINNING	LAST 10	STRENGTH OF	OPP. STRENGTH	TEAM	ADJ.	CONF.	ADJ CONF.
Average RPI Loss: 116	RECORD	PCT. RANK	GAMES	SCHEDULE	OF SCHEDULE	RPI	RPI	RPI	RPI
DIV. I ONLY	19- 8	56	8-2	139	214	64	64	22	22
DIV. I NON-CONF.	5- 5	164	0	52	39	76	76	19	19
TOTALS	RPI 1-25	RPI 26-50	W-L RECORDS	RPI 51-100	RPI 101-150	RPI 150+			
19- 8	0- 0	0- 2	OVERALL	3- 3	1- 1	15- 2			
10- 1	0- 0	0- 0	HOME	2- 0	0- 1	8- 0			
7- 7	0- 0	0- 2	AWAY	0- 3	1- 0	6- 2			
2- 0	0- 0	0- 0	NEUTRAL	1- 0	0- 0	1- 0			
5- 5	0- 0	0- 2	NON-CONFERENCE	3- 3	0- 0	2- 0			
3- 0	0- 0	0- 0	HOME	2- 0	0- 0	1- 0			
0- 5	0- 0	0- 2	AWAY	0- 3	0- 0	0- 0			
2- 0	0- 0	0- 0	NEUTRAL	1- 0	0- 0	1- 0			
14- 3	0- 0	0- 0	CONFERENCE	0- 0	1- 1	13- 2			
7- 1	0- 0	0- 0	HOME	0- 0	0- 1	7- 0			
7- 2	0- 0	0- 0	AWAY	0- 0	1- 0	6- 2			
0- 0	0- 0	0- 0	NEUTRAL	0- 0	0- 0	0- 0			

RPI S	Opponent	Score	RPI S	Opponent	Score	RPI S	Opponent	Score	RPI S	Opponent	Score
47	A Ohio	64 70	50	A UT Martin	51 57	63	N St. John's (NY)	85 78	129	A Green Bay	54 42
						70	H Ball St.	65 48	129	H Green Bay	58 61
						75	A UNI	50 51	154	A Wright St.	62 58
						88	A Butler	61 64	154	H Wright St.	80 60
						99	H Southern Ill.	81 78	174	N Elon	59 53
						100	A Miami (FL)	65 74	185	A Northern Ky.	62 65
									185	H Northern Ky.	89 61
									202	A Cleveland St.	78 53
									202	H Cleveland St.	58 48
									236	A Milwaukee	75 52
									236	H Milwaukee	60 53
									250	A Youngstown St.	73 75
									250	H Youngstown St.	77 69
									278	A Oakland	89 63
									278	H Oakland	76 41
									284	H Eastern Ky.	72 42
									332	A Detroit Mercy	95 54
									332	H Detroit Mercy	82 45
									343	A UIC	88 49
LAST 10 Division I											
129	H Green Bay	58 61	332	A Detroit Mercy	95 54						
236	H Milwaukee	60 53	250	H Youngstown St.	77 69						
185	A Northern Ky.	62 65	202	H Cleveland St.	58 48						
154	A Wright St.	62 58	343	A UIC	88 49						
278	A Oakland	89 63	236	A Milwaukee	75 52						

Non-Div I Games: Ind.-Northwest 103 45

IUPUI

Loss, Non-Conf, S Site, H Home A Away N Neutral

Idaho

Through Games Of Feb. 23, 2020

Average RPI Win: 230	WON-LOST	WINNING	LAST 10	STRENGTH OF	OPP. STRENGTH	TEAM	ADJ.	CONF.	ADJ CONF.
Average RPI Loss: 133	RECORD	PCT. RANK	GAMES	SCHEDULE	OF SCHEDULE	RPI	RPI	RPI	RPI
DIV. I ONLY	16- 9	83	6-4	229	170	124	124	18	18
DIV. I NON-CONF.	5- 4	140	0	147	106	107	107	17	17
TOTALS	RPI 1-25	RPI 26-50	W-L RECORDS	RPI 51-100	RPI 101-150	RPI 150+			
16- 9	0- 0	0- 2	OVERALL	1- 2	1- 0	14- 5			
8- 2	0- 0	0- 0	HOME	0- 1	0- 0	8- 1			
8- 5	0- 0	0- 1	AWAY	1- 1	1- 0	6- 3			
0- 2	0- 0	0- 1	NEUTRAL	0- 0	0- 0	0- 1			
5- 4	0- 0	0- 2	NON-CONFERENCE	0- 1	1- 0	4- 1			
2- 0	0- 0	0- 0	HOME	0- 0	0- 0	2- 0			
3- 2	0- 0	0- 1	AWAY	0- 1	1- 0	2- 0			
0- 2	0- 0	0- 1	NEUTRAL	0- 0	0- 0	0- 1			
11- 5	0- 0	0- 0	CONFERENCE	1- 1	0- 0	10- 4			
6- 2	0- 0	0- 0	HOME	0- 1	0- 0	6- 1			
5- 3	0- 0	0- 0	AWAY	1- 0	0- 0	4- 3			
0- 0	0- 0	0- 0	NEUTRAL	0- 0	0- 0	0- 0			

RPI S	Opponent	Score	RPI S	Opponent	Score	RPI S	Opponent	Score	RPI S	Opponent	Score	Team's RPI: 124
26	N Old Dominion	55 67	46	A Oklahoma St.	47 62	69	A South Fla.	64 67	116	A San Diego	65 32	
						81	A Montana St.	69 68	162	A Northern Ariz.	67 70	
						81	H Montana St.	56 62	162	H Northern Ariz.	70 71	
									165	A Montana	60 69	
									165	H Montana	52 51	
									171	H Idaho St.	62 56	
									177	A Southern Utah	71 56	
									197	H Hawaii	67 52	
									214	A Portland St.	53 74	
									214	H Portland St.	65 52	
									224	A Northern Colo.	57 46	
									231	A San Francisco	66 60	
									261	H Colorado St.	61 54	
									270	N Lamar University	44 47	
									299	A Eastern Wash.	75 46	
									299	H Eastern Wash.	69 60	
									303	A Seattle U	90 84	
									307	A Sacramento St.	96 88	
									307	H Sacramento St.	70 44	
									321	H Weber St.	70 50	
LAST 10 Division I												
307	A Sacramento St.	96 88	81	H Montana St.	56 62							
162	A Northern Ariz.	67 70	307	H Sacramento St.	70 44							
214	H Portland St.	65 52	162	H Northern Ariz.	70 71							
299	A Eastern Wash.	75 46	177	A Southern Utah	71 56							
165	A Montana	60 69	224	A Northern Colo.	57 46							

Non-Div I Games:

Idaho

■ Loss,
■ Non-Conf,
■ S Site,
■ H Home
■ A Away
N Neutral

Average RPI Win:	252	WON-LOST	WINNING	LAST 10	STRENGTH OF	OPP. STRENGTH	TEAM	ADJ.	CONF.	ADJ CONF.
Average RPI Loss:	138	RECORD	PCT. RANK	GAMES	SCHEDULE	OF SCHEDULE	RPI	RPI	RPI	RPI
DIV. I ONLY	13- 11	155	8-2	247	191	171	171	18	18	
DIV. I NON-CONF.	2- 5	259	0	244	68	259	259	17	17	
TOTALS	RPI 1-25	RPI 26-50	W-L RECORDS	RPI 51-100	RPI 101-150	RPI 150+				
13- 11	0- 0	0- 3	OVERALL	0- 2	0- 1	13- 5				
6- 4	0- 0	0- 0	HOME	0- 1	0- 0	6- 3				
7- 7	0- 0	0- 3	AWAY	0- 1	0- 1	7- 2				
0- 0	0- 0	0- 0	NEUTRAL	0- 0	0- 0	0- 0				
2- 5	0- 0	0- 3	NON-CONFERENCE	0- 0	0- 0	2- 2				
1- 1	0- 0	0- 0	HOME	0- 0	0- 0	1- 1				
1- 4	0- 0	0- 3	AWAY	0- 0	0- 0	1- 1				
0- 0	0- 0	0- 0	NEUTRAL	0- 0	0- 0	0- 0				
11- 6	0- 0	0- 0	CONFERENCE	0- 2	0- 1	11- 3				
5- 3	0- 0	0- 0	HOME	0- 1	0- 0	5- 2				
6- 3	0- 0	0- 0	AWAY	0- 1	0- 1	6- 1				
0- 0	0- 0	0- 0	NEUTRAL	0- 0	0- 0	0- 0				

RPI 1-25				RPI 26-50				RPI 51-100				RPI 101+				Team's RPI: 171	
RPI	S	Opponent	Score	RPI	S	Opponent	Score	RPI	S	Opponent	Score	RPI	S	Opponent	Score		
				28	A	Arizona St.	69 74	81	A	Montana St.	59 67	124	A	Idaho	56 62		
				29	A	Duke	66 85	81	H	Montana St.	55 74	162	A	Northern Ariz.	79 76		
				46	A	Oklahoma St.	52 70					162	H	Northern Ariz.	59 70		
												165	A	Montana	67 53		
												165	H	Montana	72 59		
												177	A	Southern Utah	65 72		
												177	H	Southern Utah	73 54		
												214	H	Portland St.	64 69		
												224	A	Northern Colo.	71 55		
												224	H	Northern Colo.	59 39		
												282	A	Utah St.	61 69		
												295	H	California Baptist	68 74		
												299	A	Eastern Wash.	67 47		
												302	A	Utah Valley	88 61		
												303	H	Seattle U	73 48		
												307	A	Sacramento St.	75 51		
												307	H	Sacramento St.	80 62		
												321	A	Weber St.	65 54		
												321	H	Weber St.	55 41		
LAST 10 Division I																	
				224	A	Northern Colo.	71 55	162	A	Northern Ariz.	79 76						
				321	H	Weber St.	55 41	177	H	Southern Utah	73 54						
				165	H	Montana	72 59	224	H	Northern Colo.	59 39						
				81	H	Montana St.	55 74	81	A	Montana St.	59 67						
				307	A	Sacramento St.	75 51	165	A	Montana	67 53						

Non-Div I Games: Arizona Christian 93 36 Montana Tech 83 57

Idaho St.

Loss, Non-Conf, S Site, H Home A Away N Neutral

Average RPI Win:	232	WON-LOST	WINNING	LAST 10	STRENGTH OF	OPP. STRENGTH	TEAM	ADJ.	CONF.	ADJ CONF.
Average RPI Loss:	45	RECORD	PCT. RANK	GAMES	SCHEDULE	OF SCHEDULE	RPI	RPI	RPI	RPI
DIV. I ONLY	11- 16	229	1-9	95	44	188	188	2	2	
DIV. I NON-CONF.	9- 2	37	0	326	298	167	167	1	1	
TOTALS	RPI 1-25	RPI 26-50	W-L RECORDS	RPI 51-100	RPI 101-150	RPI 150+				
11- 16	0- 7	0- 5	OVERALL	1- 2	2- 2	8- 0				
9- 8	0- 4	0- 2	HOME	1- 1	1- 1	7- 0				
2- 8	0- 3	0- 3	AWAY	0- 1	1- 1	1- 0				
0- 0	0- 0	0- 0	NEUTRAL	0- 0	0- 0	0- 0				
9- 2	0- 0	0- 0	NON-CONFERENCE	0- 1	2- 1	7- 0				
8- 1	0- 0	0- 0	HOME	0- 1	1- 0	7- 0				
1- 1	0- 0	0- 0	AWAY	0- 0	1- 1	0- 0				
0- 0	0- 0	0- 0	NEUTRAL	0- 0	0- 0	0- 0				
2- 14	0- 7	0- 5	CONFERENCE	1- 1	0- 1	1- 0				
1- 7	0- 4	0- 2	HOME	1- 0	0- 1	0- 0				
1- 7	0- 3	0- 3	AWAY	0- 1	0- 0	1- 0				
0- 0	0- 0	0- 0	NEUTRAL	0- 0	0- 0	0- 0				

RPI 1-25				RPI 26-50				RPI 51-100				RPI 101+ Team's RPI: 188			
RPI	S	Opponent	Score	RPI	S	Opponent	Score	RPI	S	Opponent	Score	RPI	S	Opponent	Score
3	H	Maryland	60 79	30	A	Michigan	59 80	85	H	Minnesota	74 71	111	A	North Carolina	60 85
8	H	Northwestern	50 77	41	A	Purdue	67 81	86	H	Illinois St.	58 74	126	H	Holy Cross	78 75
9	A	Iowa	72 108	41	H	Purdue	58 70	87	A	Nebraska	58 80	139	H	Wisconsin	64 73
19	A	Indiana	42 83	44	A	Rutgers	41 72					145	A	Missouri	58 51
19	H	Indiana	54 59	44	H	Rutgers	51 75					179	H	Austin Peay	76 62
21	A	Ohio St.	47 77									183	H	Merrimack	75 72
21	H	Ohio St.	58 78									205	A	Penn St.	70 66
LAST 10 Division I															
				87	A	Nebraska	58 80	21	H	Ohio St.	58 78				
				30	A	Michigan	59 80	139	H	Wisconsin	64 73				
				41	H	Purdue	58 70	44	A	Rutgers	41 72				
				19	H	Indiana	54 59	3	H	Maryland	60 79				
				205	A	Penn St.	70 66	21	A	Ohio St.	47 77				

Non-Div I Games:

Illinois

Loss, Non-Conf, S Site, H Home A Away N Neutral

Average RPI Win:	177	WON-LOST	WINNING	LAST 10	STRENGTH OF	OPP. STRENGTH	TEAM	ADJ.	CONF.	ADJ CONF.
Average RPI Loss:	74	RECORD	PCT. RANK	GAMES	SCHEDULE	OF SCHEDULE	RPI	RPI	RPI	RPI
DIV. I ONLY	14- 10	128	4-6	59	118	86	86	8	8	
DIV. I NON-CONF.	7- 3	80	0	150	197	66	66	7	7	
TOTALS	RPI 1-25	RPI 26-50	W-L RECORDS	RPI 51-100	RPI 101-150	RPI 150+				
14- 10	0- 1	1- 5	OVERALL	3- 1	2- 2	8- 1				
9- 3	0- 0	1- 2	HOME	1- 0	1- 1	6- 0				
5- 7	0- 1	0- 3	AWAY	2- 1	1- 1	2- 1				
0- 0	0- 0	0- 0	NEUTRAL	0- 0	0- 0	0- 0				
7- 3	0- 0	1- 1	NON-CONFERENCE	0- 1	0- 0	6- 1				
5- 0	0- 0	1- 0	HOME	0- 0	0- 0	4- 0				
2- 3	0- 0	0- 1	AWAY	0- 1	0- 0	2- 1				
0- 0	0- 0	0- 0	NEUTRAL	0- 0	0- 0	0- 0				
7- 7	0- 1	0- 4	CONFERENCE	3- 0	2- 2	2- 0				
4- 3	0- 0	0- 2	HOME	1- 0	1- 1	2- 0				
3- 4	0- 1	0- 2	AWAY	2- 0	1- 1	0- 0				
0- 0	0- 0	0- 0	NEUTRAL	0- 0	0- 0	0- 0				

RPI 1-25				RPI 26-50				RPI 51-100				Team's RPI: 86	RPI 101+			
RPI	S	Opponent	Score	RPI	S	Opponent	Score	RPI	S	Opponent	Score		RPI	S	Opponent	Score
10	A	Missouri St.	74 87	27	A	Drake	82 87	75	A	UNI	69 61		147	A	Loyola Chicago	64 69
				27	H	Drake	67 69	75	H	UNI	65 57		147	H	Loyola Chicago	86 85
				36	A	Bradley	61 76	93	A	Saint Louis	56 61		149	A	Valparaiso	72 60
				36	H	Bradley	62 66	99	A	Southern Ill.	62 54		149	H	Valparaiso	70 78
				37	A	Marquette	41 58						155	H	Jackson St.	77 55
				50	H	UT Martin	70 47						178	H	Northern Ill.	69 66
													179	A	Austin Peay	72 77
													188	A	Illinois	74 58
													192	H	Western Ill.	78 65
													232	A	North Dakota	66 58
													274	H	Indiana St.	83 69
													320	H	Evansville	81 58
													339	H	SIUE	74 53
LAST 10 Division I																
				27	A	Drake	82 87	10	A	Missouri St.	74 87					
				75	A	UNI	69 61	99	A	Southern Ill.	62 54					
				149	H	Valparaiso	70 78	75	H	UNI	65 57					
				147	H	Loyola Chicago	86 85	27	H	Drake	67 69					
				36	H	Bradley	62 66	147	A	Loyola Chicago	64 69					

Non-Div I Games: Truman 87 60

Illinois St.

Average RPI Win:	251	WON-LOST	WINNING	LAST 10	STRENGTH OF	OPP. STRENGTH	TEAM	ADJ.	CONF.	ADJ CONF.
Average RPI Loss:	188	RECORD	PCT. RANK	GAMES	SCHEDULE	OF SCHEDULE	RPI	RPI	RPI	RPI
DIV. I ONLY	9- 12	221	6-4	303	269	258	258	23	23	
DIV. I NON-CONF.	0- 5	338	0	314	103	348	348	24	24	
TOTALS	RPI 1-25	RPI 26-50	W-L RECORDS	RPI 51-100	RPI 101-150	RPI 150+				
9- 12	0- 0	0- 1	OVERALL	1- 3	1- 0	7- 8				
4- 5	0- 0	0- 0	HOME	1- 1	0- 0	3- 4				
5- 7	0- 0	0- 1	AWAY	0- 2	1- 0	4- 4				
0- 0	0- 0	0- 0	NEUTRAL	0- 0	0- 0	0- 0				
0- 5	0- 0	0- 1	NON-CONFERENCE	0- 1	0- 0	0- 3				
0- 1	0- 0	0- 0	HOME	0- 0	0- 0	0- 1				
0- 4	0- 0	0- 1	AWAY	0- 1	0- 0	0- 2				
0- 0	0- 0	0- 0	NEUTRAL	0- 0	0- 0	0- 0				
9- 7	0- 0	0- 0	CONFERENCE	1- 2	1- 0	7- 5				
4- 4	0- 0	0- 0	HOME	1- 1	0- 0	3- 3				
5- 3	0- 0	0- 0	AWAY	0- 1	1- 0	4- 2				
0- 0	0- 0	0- 0	NEUTRAL	0- 0	0- 0	0- 0				

RPI S	Opponent	Score	RPI S	Opponent	Score	RPI S	Opponent	Score	RPI S	Opponent	Score	Team's RPI: 258
47	A Ohio	41 78	94	A Kansas St.	41 85	117	A Abilene Christian	71 70				
			95	A SFA	45 67	153	A Sam Houston St.	77 74				
			95	H SFA	60 52	157	A New Orleans	57 61				
			96	H A&M-Corpus Christi	38 64	157	H New Orleans	55 67				
						237	A Southeastern La.	44 58				
						242	H Central Ark.	37 47				
						247	H San Diego St.	48 57				
						261	A Colorado St.	47 75				
						266	H Nicholls St.	53 51				
						270	A Lamar University	67 48				
						311	A UTSA	56 63				
						316	H Houston Baptist	55 60				
						337	A Northwestern St.	69 67				
						337	H Northwestern St.	76 39				
						342	A McNeese	72 71				
						342	H McNeese	73 56				
LAST 10 Division I												
95	H SFA	60 52	153	A Sam Houston St.	77 74							
342	A McNeese	72 71	117	A Abilene Christian	71 70							
157	A New Orleans	57 61	316	H Houston Baptist	55 60							
337	H Northwestern St.	76 39	96	H A&M-Corpus Christi	38 64							
237	A Southeastern La.	44 58	270	A Lamar University	67 48							

Non-Div I Games: Schreiner 70 35 Tex. A&M Int'l 55 38 Paul Quinn 79 62 UNKNOWN 74 52 Incarnate Word

Loss, Non-Conf, S Site, H Home A Away N Neutral

Indiana

Through Games Of Feb. 23, 2020

Average RPI Win:	123	WON-LOST	WINNING	LAST 10	STRENGTH OF	OPP. STRENGTH	TEAM	ADJ.	CONF.	ADJ CONF.
Average RPI Loss:	8	RECORD	PCT. RANK	GAMES	SCHEDULE	OF SCHEDULE	RPI	RPI	RPI	RPI
DIV. I ONLY	21- 7	42	7-3	10	11	19	19	2	2	
DIV. I NON-CONF.	10- 2	29	0	12	40	9	9	1	1	
TOTALS	RPI 1-25	RPI 26-50	W-L RECORDS	RPI 51-100	RPI 101-150	RPI 150+				
21- 7	1- 7	3- 0	OVERALL	6- 0	5- 0	6- 0				
10- 4	0- 4	1- 0	HOME	2- 0	3- 0	4- 0				
9- 2	0- 2	2- 0	AWAY	4- 0	1- 0	2- 0				
2- 1	1- 1	0- 0	NEUTRAL	0- 0	1- 0	0- 0				
10- 2	1- 2	0- 0	NON-CONFERENCE	2- 0	4- 0	3- 0				
5- 1	0- 1	0- 0	HOME	0- 0	2- 0	3- 0				
3- 0	0- 0	0- 0	AWAY	2- 0	1- 0	0- 0				
2- 1	1- 1	0- 0	NEUTRAL	0- 0	1- 0	0- 0				
11- 5	0- 5	3- 0	CONFERENCE	4- 0	1- 0	3- 0				
5- 3	0- 3	1- 0	HOME	2- 0	1- 0	1- 0				
6- 2	0- 2	2- 0	AWAY	2- 0	0- 0	2- 0				
0- 0	0- 0	0- 0	NEUTRAL	0- 0	0- 0	0- 0				

RPI 1-25				Team's RPI: 19				RPI 26-50				RPI 51-100				RPI 101+			
RPI	S	Opponent	Score					RPI	S	Opponent	Score					RPI	S	Opponent	Score
1	N	South Carolina	71 57					41	A	Purdue	66 54					85	A	Minnesota	75 69
3	A	Maryland	62 76					41	H	Purdue	66 48					85	H	Minnesota	65 52
3	H	Maryland	69 79					44	A	Rutgers	66 56					87	A	Nebraska	57 53
4	N	Baylor	62 77													88	A	Butler	64 53
8	H	Northwestern	69 71													92	H	Michigan St.	79 67
9	A	Iowa	85 91													100	A	Miami (FL)	58 45
11	H	UCLA	58 68																
21	H	Ohio St.	76 80																
LAST 10 Division I																			
		85	A	Minnesota	75 69					41	A	Purdue	66 54						
		21	H	Ohio St.	76 80					139	H	Wisconsin	75 65						
		188	A	Illinois	59 54					85	H	Minnesota	65 52						
		87	A	Nebraska	57 53					205	A	Penn St.	76 60						
		3	H	Maryland	69 79					3	A	Maryland	62 76						

Non-Div I Games:

Indiana

■ Loss,
■ Non-Conf, S Site,
■ Home
■ Away
N Neutral

Indiana St.

Through Games Of Feb. 23, 2020

Average RPI Win:	238	WON-LOST	WINNING	LAST 10	STRENGTH OF	OPP. STRENGTH	TEAM	ADJ.	CONF.	ADJ CONF.
Average RPI Loss:	117	RECORD	PCT. RANK	GAMES	SCHEDULE	OF SCHEDULE	RPI	RPI	RPI	RPI
DIV. I ONLY	4- 23	326	2-8	64	142	274	274	8	8	
DIV. I NON-CONF.	2- 10	313	0	203	295	296	296	7	7	
TOTALS	RPI 1-25	RPI 26-50	W-L RECORDS	RPI 51-100	RPI 101-150	RPI 150+				
4- 23	0- 2	0- 3	OVERALL	1- 6	0- 7	3- 5				
2- 9	0- 1	0- 1	HOME	1- 2	0- 3	1- 2				
2- 13	0- 1	0- 2	AWAY	0- 4	0- 4	2- 2				
0- 1	0- 0	0- 0	NEUTRAL	0- 0	0- 0	0- 1				
2- 10	0- 0	0- 0	NON-CONFERENCE	0- 2	0- 3	2- 5				
0- 4	0- 0	0- 0	HOME	0- 1	0- 1	0- 2				
2- 5	0- 0	0- 0	AWAY	0- 1	0- 2	2- 2				
0- 1	0- 0	0- 0	NEUTRAL	0- 0	0- 0	0- 1				
2- 13	0- 2	0- 3	CONFERENCE	1- 4	0- 4	1- 0				
2- 5	0- 1	0- 1	HOME	1- 1	0- 2	1- 0				
0- 8	0- 1	0- 2	AWAY	0- 3	0- 2	0- 0				
0- 0	0- 0	0- 0	NEUTRAL	0- 0	0- 0	0- 0				

RPI S	Opponent	Score	RPI S	Opponent	Score	RPI S	Opponent	Score	RPI S	Opponent	Score	Team's RPI: 274
10	A Missouri St.	58 82	27	A Drake	65 105	74	A Colorado	46 59	115	A Pacific	66 83	
10	H Missouri St.	55 76	27	H Drake	71 92	75	A UNI	43 73	119	H Southeast Mo. St.	58 68	
			36	A Bradley	75 91	75	H UNI	65 63	121	A Kansas	72 84	
						86	A Illinois St.	69 83	147	A Loyola Chicago	55 65	
						93	H Saint Louis	53 55	147	H Loyola Chicago	51 58	
						99	A Southern Ill.	42 60	149	A Valparaiso	45 61	
						99	H Southern Ill.	55 78	149	H Valparaiso	56 75	
									185	H Northern Ky.	68 70	
									192	A Western Ill.	72 83	
									213	A Eastern Ill.	59 57	
									227	A Murray St.	62 70	
									228	H Marshall	60 72	
									283	N CSUN	59 67	
									320	H Evansville	68 58	
									343	A UIC	61 40	
LAST 10 Division I												
10	A Missouri St.	58 82	147	A Loyola Chicago	55 65							
99	A Southern Ill.	42 60	320	H Evansville	68 58							
27	H Drake	71 92	99	H Southern Ill.	55 78							
75	H UNI	65 63	10	H Missouri St.	55 76							
149	A Valparaiso	45 61	75	A UNI	43 73							

Non-Div I Games:

Indiana St.

■ Loss,
 ■ Non-Conf,
 ■ S Site,
 ■ H Home
 ■ A Away
 N Neutral

Average RPI Win: 277	WON-LOST	WINNING	LAST 10	STRENGTH OF	OPP. STRENGTH	TEAM	ADJ.	CONF.	ADJ CONF.
Average RPI Loss: 140	RECORD	PCT. RANK	GAMES	SCHEDULE	OF SCHEDULE	RPI	RPI	RPI	RPI
DIV. I ONLY	8- 16	274	5-5	108	270	222	222	24	24
DIV. I NON-CONF.	1- 8	322	0	19	183	210	210	25	25
TOTALS	RPI 1-25	RPI 26-50	W-L RECORDS	RPI 51-100	RPI 101-150	RPI 150+			
8- 16	0- 1	0- 0	OVERALL	0- 6	0- 3	8- 6			
2- 9	0- 0	0- 0	HOME	0- 3	0- 2	2- 4			
6- 5	0- 1	0- 0	AWAY	0- 3	0- 0	6- 1			
0- 2	0- 0	0- 0	NEUTRAL	0- 0	0- 1	0- 1			
1- 8	0- 1	0- 0	NON-CONFERENCE	0- 3	0- 3	1- 1			
0- 3	0- 0	0- 0	HOME	0- 1	0- 2	0- 0			
1- 3	0- 1	0- 0	AWAY	0- 2	0- 0	1- 0			
0- 2	0- 0	0- 0	NEUTRAL	0- 0	0- 1	0- 1			
7- 8	0- 0	0- 0	CONFERENCE	0- 3	0- 0	7- 5			
2- 6	0- 0	0- 0	HOME	0- 2	0- 0	2- 4			
5- 2	0- 0	0- 0	AWAY	0- 1	0- 0	5- 1			
0- 0	0- 0	0- 0	NEUTRAL	0- 0	0- 0	0- 0			

RPI 1-25			RPI 26-50			RPI 51-100			RPI 101+ Team's RPI: 222		
RPI	S	Opponent	Score	RPI	S	Opponent	Score	RPI	S	Opponent	Score
18	A	Central Mich.	50 70					54	A	Penn	42 74
								60	A	Stony Brook	40 59
								62	H	Marist	56 73
								76	H	Seton Hall	37 89
								90	A	Rider	41 53
								90	H	Rider	37 81
								123	N	Washington	34 65
								134	H	Duquesne	74 76
								148	H	Massachusetts	51 65
								176	N	Towson	58 75
								189	A	Quinnipiac	75 71
								189	H	Quinnipiac	63 67
								207	A	Manhattan	32 54
								239	A	Fairfield	59 52
								239	H	Fairfield	40 52
								271	A	Winthrop	68 61
								277	A	Niagara	70 58
								277	H	Niagara	57 63
								279	H	Siena	58 47
								300	A	Monmouth	36 33
								300	H	Monmouth	50 56
								323	H	Saint Peter's	69 59
								340	A	Canisius	60 57
LAST 10 Division I											
90	A	Rider	41 53	340	A	Canisius	60 57				
279	H	Siena	58 47	62	H	Marist	56 73				
239	A	Fairfield	59 52	189	H	Quinnipiac	63 67				
300	H	Monmouth	50 56	207	A	Manhattan	32 54				
277	A	Niagara	70 58	323	H	Saint Peter's	69 59				

Non-Div I Games:

Iona

■ Loss,
 ■ Non-Conf,
 S Site,
 ■ Home
 ■ Away
 N Neutral

Average RPI Win:	113	WON-LOST	WINNING	LAST 10	STRENGTH OF	OPP. STRENGTH	TEAM	ADJ.	CONF.	ADJ CONF.
Average RPI Loss:	64	RECORD	PCT. RANK	GAMES	SCHEDULE	OF SCHEDULE	RPI	RPI	RPI	RPI
DIV. I ONLY	22- 5	26	8-2	27	13	9	9	2	2	
DIV. I NON-CONF.	9- 2	37	0	45	98	19	19	1	1	
TOTALS	RPI 1-25	RPI 26-50	W-L RECORDS	RPI 51-100	RPI 101-150	RPI 150+				
22- 5	5- 1	2- 1	OVERALL	5- 2	2- 1	8- 0				
14- 0	4- 0	1- 0	HOME	2- 0	1- 0	6- 0				
6- 4	1- 1	1- 1	AWAY	2- 2	1- 0	1- 0				
2- 1	0- 0	0- 0	NEUTRAL	1- 0	0- 1	1- 0				
9- 2	1- 0	1- 0	NON-CONFERENCE	2- 1	0- 1	5- 0				
6- 0	1- 0	1- 0	HOME	0- 0	0- 0	4- 0				
1- 1	0- 0	0- 0	AWAY	1- 1	0- 0	0- 0				
2- 1	0- 0	0- 0	NEUTRAL	1- 0	0- 1	1- 0				
13- 3	4- 1	1- 1	CONFERENCE	3- 1	2- 0	3- 0				
8- 0	3- 0	0- 0	HOME	2- 0	1- 0	2- 0				
5- 3	1- 1	1- 1	AWAY	1- 1	1- 0	1- 0				
0- 0	0- 0	0- 0	NEUTRAL	0- 0	0- 0	0- 0				

RPI	S	Opponent	Score	RPI	S	Opponent	Score	RPI	S	Opponent	Score	RPI	S	Opponent	Score
3	A	Maryland	59 93	27	H	Drake	79 67	51	A	Iowa St.	75 69	123	N	Washington	63 70
3	H	Maryland	66 61	30	A	Michigan	63 78	75	A	UNI	66 88	139	A	Wisconsin	85 78
8	A	Northwestern	77 51	41	A	Purdue	83 71	77	N	Cincinnati	69 61	139	H	Wisconsin	97 71
14	H	Princeton	77 75					85	A	Minnesota	76 75	163	H	North Ala.	86 81
19	H	Indiana	91 85					87	A	Nebraska	69 78	176	N	Towson	100 72
21	H	Ohio St.	77 68					87	H	Nebraska	76 60	188	H	Illinois	108 72
								92	H	Michigan St.	74 57	201	H	Fla. Atlantic	85 53
												205	A	Penn St.	77 66
												205	H	Penn St.	100 57
												223	H	Clemson	74 60
												314	H	N.C. Central	102 50
LAST 10 Division I															
205	H	Penn St.	100 57	30	A	Michigan	63 78								
139	H	Wisconsin	97 71	205	A	Penn St.	77 66								
3	A	Maryland	59 93	92	H	Michigan St.	74 57								
41	A	Purdue	83 71	21	H	Ohio St.	77 68								
87	H	Nebraska	76 60	139	A	Wisconsin	85 78								

Non-Div I Games:

Iowa

Average RPI Win:	139	WON-LOST	WINNING	LAST 10	STRENGTH OF	OPP. STRENGTH	TEAM	ADJ.	CONF.	ADJ CONF.
Average RPI Loss:	45	RECORD	PCT. RANK	GAMES	SCHEDULE	OF SCHEDULE	RPI	RPI	RPI	RPI
DIV. I ONLY	15- 10	106	6-4	17	54	51	51	3	3	
DIV. I NON-CONF.	8- 3	68	0	71	226	67	67	3	3	
TOTALS	RPI 1-25	RPI 26-50	W-L RECORDS	RPI 51-100	RPI 101-150	RPI 150+				
15- 10	0- 4	2- 1	OVERALL	4- 4	3- 1	6- 0				
10- 5	0- 2	1- 0	HOME	2- 2	2- 1	5- 0				
5- 5	0- 2	1- 1	AWAY	2- 2	1- 0	1- 0				
0- 0	0- 0	0- 0	NEUTRAL	0- 0	0- 0	0- 0				
8- 3	0- 1	0- 1	NON-CONFERENCE	1- 1	1- 0	6- 0				
6- 2	0- 1	0- 0	HOME	0- 1	1- 0	5- 0				
2- 1	0- 0	0- 1	AWAY	1- 0	0- 0	1- 0				
0- 0	0- 0	0- 0	NEUTRAL	0- 0	0- 0	0- 0				
7- 7	0- 3	2- 0	CONFERENCE	3- 3	2- 1	0- 0				
4- 3	0- 1	1- 0	HOME	2- 1	1- 1	0- 0				
3- 4	0- 2	1- 0	AWAY	1- 2	1- 0	0- 0				
0- 0	0- 0	0- 0	NEUTRAL	0- 0	0- 0	0- 0				

RPI	S	Opponent	Score	RPI	S	Opponent	Score	RPI	S	Opponent	Score	RPI	S	Opponent	Score
4	A	Baylor	62 83	27	A	Drake	81 86	52	A	Texas	69 51	121	H	Kansas	89 67
9	H	Iowa	69 75	46	A	Oklahoma St.	64 63	52	H	Texas	75 81	137	A	Texas Tech	96 66
17	A	TCU	72 82	46	H	Oklahoma St.	74 63	56	A	Oklahoma	72 81	137	H	Texas Tech	74 77
17	H	TCU	74 77					56	H	Oklahoma	63 59	146	H	Texas Southern	79 59
								59	A	West Virginia	71 79	154	H	Wright St.	79 71
								65	A	Alabama	75 66	157	H	New Orleans	71 53
								75	H	UNI	63 71	163	H	North Ala.	80 72
								94	H	Kansas St.	73 59	244	H	Southern U.	69 36
												269	A	North Dakota St.	86 58
												336	H	Ark.-Pine Bluff	90 40
LAST 10 Division I															
137	H	Texas Tech	74 77	59	A	West Virginia	71 79								
17	A	TCU	72 82	4	A	Baylor	62 83								
52	A	Texas	69 51	121	H	Kansas	89 67								
56	H	Oklahoma	63 59	94	H	Kansas St.	73 59								
46	H	Oklahoma St.	74 63	46	A	Oklahoma St.	64 63								

Non-Div I Games:

Iowa St.

■ Loss,
 ■ Non-Conf, S Site,
 ■ Home
 ■ Away
 N Neutral

Average RPI Win:	283	WON-LOST	WINNING	LAST 10	STRENGTH OF	OPP. STRENGTH	TEAM	ADJ.	CONF.	ADJ CONF.
Average RPI Loss:	132	RECORD	PCT. RANK	GAMES	SCHEDULE	OF SCHEDULE	RPI	RPI	RPI	RPI
DIV. I ONLY	15- 9	92	9-1	308	309	155	155	32	32	
DIV. I NON-CONF.	2- 8	295	0	134	41	234	234	31	31	
TOTALS	RPI 1-25	RPI 26-50	W-L RECORDS	RPI 51-100	RPI 101-150	RPI 150+				
15- 9	0- 2	0- 1	OVERALL	0- 2	2- 0	13- 4				
8- 1	0- 1	0- 0	HOME	0- 0	1- 0	7- 0				
7- 8	0- 1	0- 1	AWAY	0- 2	1- 0	6- 4				
0- 0	0- 0	0- 0	NEUTRAL	0- 0	0- 0	0- 0				
2- 8	0- 2	0- 1	NON-CONFERENCE	0- 2	0- 0	2- 3				
1- 1	0- 1	0- 0	HOME	0- 0	0- 0	1- 0				
1- 7	0- 1	0- 1	AWAY	0- 2	0- 0	1- 3				
0- 0	0- 0	0- 0	NEUTRAL	0- 0	0- 0	0- 0				
13- 1	0- 0	0- 0	CONFERENCE	0- 0	2- 0	11- 1				
7- 0	0- 0	0- 0	HOME	0- 0	1- 0	6- 0				
6- 1	0- 0	0- 0	AWAY	0- 0	1- 0	5- 1				
0- 0	0- 0	0- 0	NEUTRAL	0- 0	0- 0	0- 0				

RPI 1-25				RPI 26-50				RPI 51-100				RPI 101+ Team's RPI: 155			
RPI	S	Opponent	Score	RPI	S	Opponent	Score	RPI	S	Opponent	Score	RPI	S	Opponent	Score
15	H	Mississippi St.	53 92	36	A	Bradley	69 78	86	A	Illinois St.	55 77	146	A	Texas Southern	72 61
19	A	Indiana	51 91					100	A	Miami (FL)	68 83	146	H	Texas Southern	81 79
												156	A	Tulane	46 82
												206	H	Louisiana	65 54
												237	A	Southeastern La.	59 63
												242	A	Central Ark.	54 57
												244	A	Southern U.	72 51
												244	H	Southern U.	60 57
												254	H	Alabama A&M	67 53
												296	A	Prairie View	52 62
												296	H	Prairie View	53 49
												329	A	Alcorn	83 67
												329	H	Alcorn	76 66
												333	H	Alabama St.	94 62
												336	A	Ark.-Pine Bluff	56 44
												337	A	Northwestern St.	66 49
												345	A	Grambling	82 59
												345	H	Grambling	61 46
												351	A	Mississippi Val.	90 61
LAST 10 Division I															
345	A	Grambling	82 59	336	A	Ark.-Pine Bluff	56 44								
296	A	Prairie View	52 62	351	A	Mississippi Val.	90 61								
146	A	Texas Southern	72 61	345	H	Grambling	61 46								
244	H	Southern U.	60 57	296	H	Prairie View	53 49								
329	H	Alcorn	76 66	146	H	Texas Southern	81 79								

Non-Div I Games:

Jackson St.

■ Loss,
■ Non-Conf,
■ S Site,
■ H Home
■ A Away
N Neutral

Jacksonville

Through Games Of Feb. 23, 2020

Average RPI Win: 263	WON-LOST	WINNING	LAST 10	STRENGTH OF	OPP. STRENGTH	TEAM	ADJ.	CONF.	ADJ CONF.
Average RPI Loss: 102	RECORD	PCT. RANK	GAMES	SCHEDULE	OF SCHEDULE	RPI	RPI	RPI	RPI
DIV. I ONLY	14- 10	128	7-3	248	198	168	168	16	16
DIV. I NON-CONF.	6- 5	151	0	274	276	197	197	14	14
TOTALS	RPI 1-25	RPI 26-50	W-L RECORDS	RPI 51-100	RPI 101-150	RPI 150+			
14- 10	0- 1	0- 1	OVERALL	0- 2	1- 4	13- 2			
7- 5	0- 0	0- 1	HOME	0- 0	0- 3	7- 1			
7- 5	0- 1	0- 0	AWAY	0- 2	1- 1	6- 1			
0- 0	0- 0	0- 0	NEUTRAL	0- 0	0- 0	0- 0			
6- 5	0- 1	0- 0	NON-CONFERENCE	0- 2	0- 1	6- 1			
3- 2	0- 0	0- 0	HOME	0- 0	0- 1	3- 1			
3- 3	0- 1	0- 0	AWAY	0- 2	0- 0	3- 0			
0- 0	0- 0	0- 0	NEUTRAL	0- 0	0- 0	0- 0			
8- 5	0- 0	0- 1	CONFERENCE	0- 0	1- 3	7- 1			
4- 3	0- 0	0- 1	HOME	0- 0	0- 2	4- 0			
4- 2	0- 0	0- 0	AWAY	0- 0	1- 1	3- 1			
0- 0	0- 0	0- 0	NEUTRAL	0- 0	0- 0	0- 0			

RPI S	Opponent	Score	RPI S	Opponent	Score	RPI S	Opponent	Score	RPI S	Opponent	Score	Team's RPI: 168
25	A Florida St.	41 75	32	H FGCU	68 81	69	A South Fla.	39 70	104	A Liberty	76 85	
						74	A Colorado	44 66	104	H Liberty	59 65	
									118	H Bethune-Cookman	52 53	
									144	A North Florida	69 60	
									144	H North Florida	64 70	
									163	A North Ala.	65 76	
									163	H North Ala.	67 56	
									187	H Norfolk St.	64 71	
									216	A Kennesaw St.	93 83	
									216	H Kennesaw St.	88 81	
									217	H Stetson	57 52	
									251	A Lipscomb	73 64	
									253	A Jacksonville St.	55 40	
									266	H Nicholls St.	72 55	
									304	H FIU	77 52	
									325	A NJIT	66 54	
									325	H NJIT	88 67	
									327	A Mercer	87 83	
									328	H USC Upstate	87 43	
									341	A Florida A&M	88 54	
LAST 10 Division I												
216	H Kennesaw St.	88 81	163	H North Ala.	67 56							
144	A North Florida	69 60	251	A Lipscomb	73 64							
104	H Liberty	59 65	216	A Kennesaw St.	93 83							
325	A NJIT	66 54	144	H North Florida	64 70							
32	H FGCU	68 81	217	H Stetson	57 52							

Non-Div I Games: Thomas (GA) 94 36 Johnson (FL) 114 35

Jacksonville

Loss, Non-Conf, S Site, H Home A Away N Neutral

Average RPI Win:	245	WON-LOST	WINNING	LAST 10	STRENGTH OF	OPP. STRENGTH	TEAM	ADJ.	CONF.	ADJ CONF.
Average RPI Loss:	165	RECORD	PCT. RANK	GAMES	SCHEDULE	OF SCHEDULE	RPI	RPI	RPI	RPI
DIV. I ONLY	10- 15	234	5-5	239	245	253	253	20	20	
DIV. I NON-CONF.	2- 7	288	0	312	223	333	333	23	23	
TOTALS	RPI 1-25	RPI 26-50	W-L RECORDS	RPI 51-100	RPI 101-150	RPI 150+				
10- 15	0- 0	0- 3	OVERALL	1- 1	1- 3	8- 8				
7- 4	0- 0	0- 1	HOME	1- 0	1- 0	5- 3				
3- 9	0- 0	0- 2	AWAY	0- 1	0- 3	3- 3				
0- 2	0- 0	0- 0	NEUTRAL	0- 0	0- 0	0- 2				
2- 7	0- 0	0- 1	NON-CONFERENCE	0- 0	0- 2	2- 4				
2- 1	0- 0	0- 0	HOME	0- 0	0- 0	2- 1				
0- 4	0- 0	0- 1	AWAY	0- 0	0- 2	0- 1				
0- 2	0- 0	0- 0	NEUTRAL	0- 0	0- 0	0- 2				
8- 8	0- 0	0- 2	CONFERENCE	1- 1	1- 1	6- 4				
5- 3	0- 0	0- 1	HOME	1- 0	1- 0	3- 2				
3- 5	0- 0	0- 1	AWAY	0- 1	0- 1	3- 2				
0- 0	0- 0	0- 0	NEUTRAL	0- 0	0- 0	0- 0				

RPI S	Opponent	Score	RPI S	Opponent	Score	RPI S	Opponent	Score	RPI S	Opponent	Score	Team's RPI: 253
48	A Troy	64 94	57	A Belmont	49 61	109	A Auburn	53 62	119	A Southeast Mo. St.	52 79	
50	A UT Martin	72 86	57	H Belmont	60 41	119	H Southeast Mo. St.	72 51	120	A Vanderbilt	66 88	
50	H UT Martin	56 73				168	H Jacksonville	40 55	179	H Austin Peay	57 63	
						185	N Northern Ky.	63 66	211	A Tennessee Tech	66 50	
						213	A Eastern Ill.	52 55	227	H Murray St.	68 51	
						251	H Lipscomb	65 63	278	N Oakland	55 61	
						280	A Morehead St.	48 67	280	H Morehead St.	55 69	
						284	A Eastern Ky.	43 33	284	H Eastern Ky.	68 54	
						333	A Alabama St.	63 68	334	H Tennessee St.	70 48	
						339	A SIUE	53 44	341	H Florida A&M	72 67	
LAST 10 Division I												
50	H UT Martin	56 73	119	A Southeast Mo. St.	52 79							
119	H Southeast Mo. St.	72 51	57	H Belmont	60 41							
57	A Belmont	49 61	334	H Tennessee St.	70 48							
211	A Tennessee Tech	66 50	280	H Morehead St.	55 69							
50	A UT Martin	72 86	284	H Eastern Ky.	68 54							

Non-Div I Games: Clark Atlanta 75 46 Fort Valley St. 87 65

Jacksonville St.

Loss, Non-Conf, S Site, H Home A Away N Neutral

Average RPI Win:	186	WON-LOST	WINNING	LAST 10	STRENGTH OF	OPP. STRENGTH	TEAM	ADJ.	CONF.	ADJ CONF.
Average RPI Loss:	67	RECORD	PCT. RANK	GAMES	SCHEDULE	OF SCHEDULE	RPI	RPI	RPI	RPI
DIV. I ONLY	21- 4	20	9-1	189	88	40	40	14	14	
DIV. I NON-CONF.	9- 2	37	0	89	9	29	29	13	13	
TOTALS	RPI 1-25	RPI 26-50	W-L RECORDS	RPI 51-100	RPI 101-150	RPI 150+				
21- 4	0- 1	1- 2	OVERALL	2- 0	6- 0	12- 1				
12- 1	0- 1	0- 0	HOME	1- 0	4- 0	7- 0				
8- 3	0- 0	0- 2	AWAY	1- 0	2- 0	5- 1				
1- 0	0- 0	1- 0	NEUTRAL	0- 0	0- 0	0- 0				
9- 2	0- 1	1- 1	NON-CONFERENCE	2- 0	3- 0	3- 0				
5- 1	0- 1	0- 0	HOME	1- 0	2- 0	2- 0				
3- 1	0- 0	0- 1	AWAY	1- 0	1- 0	1- 0				
1- 0	0- 0	1- 0	NEUTRAL	0- 0	0- 0	0- 0				
12- 2	0- 0	0- 1	CONFERENCE	0- 0	3- 0	9- 1				
7- 0	0- 0	0- 0	HOME	0- 0	2- 0	5- 0				
5- 2	0- 0	0- 1	AWAY	0- 0	1- 0	4- 1				
0- 0	0- 0	0- 0	NEUTRAL	0- 0	0- 0	0- 0				

RPI 1-25				RPI 26-50				Team's RPI: 40				RPI 51-100				RPI 101+			
RPI	S	Opponent	Score	RPI	S	Opponent	Score	RPI	S	Opponent	Score	RPI	S	Opponent	Score	RPI	S	Opponent	Score
3	H	Maryland	68 70	39	N	UCF	46 43	63	H	St. John's (NY)	76 73	104	H	Liberty	76 53				
				43	A	Drexel	48 70	72	A	Villanova	56 52	113	H	William & Mary	84 70				
				45	A	Virginia	49 55					127	A	Northeastern	86 64				
												127	H	Northeastern	67 54				
												128	H	Robert Morris	59 32				
												141	A	George Washington	69 50				
												174	H	Elon	61 48				
												176	A	Towson	75 76				
												176	H	Towson	81 39				
												180	A	Delaware	60 39				
												240	A	Georgetown	66 59				
												259	H	Longwood	93 53				
												260	H	Delaware St.	83 64				
												265	A	Col. of Charleston	87 53				
												265	H	Col. of Charleston	81 50				
												273	A	UNCW	66 58				
												273	H	UNCW	76 52				
												318	A	Hofstra	89 52				
												318	H	Hofstra	92 50				
LAST 10 Division I																			
				318	A	Hofstra	89 52	43	A	Drexel	48 70								
				127	A	Northeastern	86 64	180	A	Delaware	60 39								
				273	H	UNCW	76 52	127	H	Northeastern	67 54								
				265	H	Col. of Charleston	81 50	318	H	Hofstra	92 50								
				176	H	Towson	81 39	265	A	Col. of Charleston	87 53								

Non-Div I Games:

James Madison

■ Loss,
 ■ Non-Conf, S Site,
 ■ Home
 ■ Away
 N Neutral

Kansas

Through Games Of Feb. 23, 2020

Average RPI Win:	202	WON-LOST	WINNING	LAST 10	STRENGTH OF	OPP. STRENGTH	TEAM	ADJ.	CONF.	ADJ CONF.
Average RPI Loss:	50	RECORD	PCT. RANK	GAMES	SCHEDULE	OF SCHEDULE	RPI	RPI	RPI	RPI
DIV. I ONLY	13- 12	165	2-8	67	65	121	121	3	3	
DIV. I NON-CONF.	11- 0	1	0	308	219	55	55	3	3	
TOTALS	RPI 1-25	RPI 26-50	W-L RECORDS	RPI 51-100	RPI 101-150	RPI 150+				
13- 12	0- 4	0- 1	OVERALL	2- 6	2- 1	9- 0				
10- 5	0- 2	0- 0	HOME	1- 3	2- 0	7- 0				
2- 7	0- 2	0- 1	AWAY	1- 3	0- 1	1- 0				
1- 0	0- 0	0- 0	NEUTRAL	0- 0	0- 0	1- 0				
11- 0	0- 0	0- 0	NON-CONFERENCE	1- 0	1- 0	9- 0				
8- 0	0- 0	0- 0	HOME	0- 0	1- 0	7- 0				
2- 0	0- 0	0- 0	AWAY	1- 0	0- 0	1- 0				
1- 0	0- 0	0- 0	NEUTRAL	0- 0	0- 0	1- 0				
2- 12	0- 4	0- 1	CONFERENCE	1- 6	1- 1	0- 0				
2- 5	0- 2	0- 0	HOME	1- 3	1- 0	0- 0				
0- 7	0- 2	0- 1	AWAY	0- 3	0- 1	0- 0				
0- 0	0- 0	0- 0	NEUTRAL	0- 0	0- 0	0- 0				

RPI S	Opponent	Score	RPI S	Opponent	Score	RPI S	Opponent	Score	RPI S	Opponent	Score	Team's RPI: 121
4	A Baylor	44 97	46	A Oklahoma St.	49 67	51	A Iowa St.	67 89	130	H Florida	76 66	
4	H Baylor	47 90				52	A Texas	77 85	137	A Texas Tech	72 89	
17	A TCU	59 73				52	H Texas	82 67	137	H Texas Tech	67 50	
17	H TCU	74 87				56	H Oklahoma	82 94	154	N Wright St.	74 63	
						59	A West Virginia	53 60	166	H Saint Mary's (CA)	86 81	
						59	H West Virginia	49 68	201	A Fla. Atlantic	90 60	
						93	A Saint Louis	68 60	235	H UMass Lowell	79 44	
						94	H Kansas St.	61 69	255	H Texas St.	68 48	
									274	H Indiana St.	84 72	
									275	H Wofford	83 64	
									309	H Omaha	63 48	
									343	H UIC	91 50	
LAST 10 Division I												
59	A West Virginia	53 60	56	H Oklahoma	82 94							
52	H Texas	82 67	94	H Kansas St.	61 69							
137	A Texas Tech	72 89	51	A Iowa St.	67 89							
17	H TCU	74 87	52	A Texas	77 85							
4	A Baylor	44 97	137	H Texas Tech	67 50							

Non-Div I Games:

Kansas

Loss, Non-Conf, S Site, H Home A Away N Neutral

Average RPI Win:	175	WON-LOST	WINNING	LAST 10	STRENGTH OF	OPP. STRENGTH	TEAM	ADJ.	CONF.	ADJ CONF.
Average RPI Loss:	56	RECORD	PCT. RANK	GAMES	SCHEDULE	OF SCHEDULE	RPI	RPI	RPI	RPI
DIV. I ONLY	13- 12	165	6-4	39	50	94	94	3	3	
DIV. I NON-CONF.	6- 5	151	0	194	195	181	181	3	3	
TOTALS	RPI 1-25	RPI 26-50	W-L RECORDS	RPI 51-100	RPI 101-150	RPI 150+				
13- 12	0- 4	0- 2	OVERALL	4- 4	3- 1	6- 1				
7- 6	0- 2	0- 1	HOME	1- 2	1- 1	5- 0				
6- 4	0- 2	0- 1	AWAY	3- 1	2- 0	1- 0				
0- 2	0- 0	0- 0	NEUTRAL	0- 1	0- 0	0- 1				
6- 5	0- 1	0- 1	NON-CONFERENCE	0- 1	0- 1	6- 1				
5- 1	0- 0	0- 0	HOME	0- 0	0- 1	5- 0				
1- 2	0- 1	0- 1	AWAY	0- 0	0- 0	1- 0				
0- 2	0- 0	0- 0	NEUTRAL	0- 1	0- 0	0- 1				
7- 7	0- 3	0- 1	CONFERENCE	4- 3	3- 0	0- 0				
2- 5	0- 2	0- 1	HOME	1- 2	1- 0	0- 0				
5- 2	0- 1	0- 0	AWAY	3- 1	2- 0	0- 0				
0- 0	0- 0	0- 0	NEUTRAL	0- 0	0- 0	0- 0				

RPI 1-25				RPI 26-50				RPI 51-100				RPI 101+			
RPI	S	Opponent	Score	RPI	S	Opponent	Score	RPI	S	Opponent	Score	RPI	S	Opponent	Score
2	A	Oregon	51 89	35	A	Arkansas	72 81	51	A	Iowa St.	59 73	105	H	UT Arlington	53 57
4	H	Baylor	40 54	46	H	Oklahoma St.	63 70	52	A	Texas	60 54	121	A	Kansas	69 61
17	A	TCU	61 65					52	H	Texas	63 71	137	A	Texas Tech	76 72
17	H	TCU	52 54					56	A	Oklahoma	87 85	137	H	Texas Tech	84 70
								56	H	Oklahoma	92 74	191	N	Memphis	68 72
								59	A	West Virginia	56 55	210	A	UMKC	74 67
								59	H	West Virginia	63 74	218	H	Oral Roberts	109 69
								92	N	Michigan St.	60 65	258	H	Incarnate Word	85 41
												309	H	Omaha	73 48
												315	H	UTRGV	79 66
												343	H	UIC	84 40
LAST 10 Division I															
52	A	Texas	60 54	137	H	Texas Tech	84 70								
17	H	TCU	52 54	17	A	TCU	61 65								
56	A	Oklahoma	87 85	121	A	Kansas	69 61								
59	A	West Virginia	56 55	56	H	Oklahoma	92 74								
4	H	Baylor	40 54	51	A	Iowa St.	59 73								

Non-Div I Games:

Kansas St.

■ Loss,
 ■ Non-Conf,
 ■ S Site,
 ■ H Home
 ■ A Away
 N Neutral

Kennesaw St.

Through Games Of Feb. 23, 2020

Average RPI Win:	257	WON-LOST	WINNING	LAST 10	STRENGTH OF	OPP. STRENGTH	TEAM	ADJ.	CONF.	ADJ CONF.
Average RPI Loss:	130	RECORD	PCT. RANK	GAMES	SCHEDULE	OF SCHEDULE	RPI	RPI	RPI	RPI
DIV. I ONLY	10- 13	219	4-6	227	174	216	216	16	16	
DIV. I NON-CONF.	5- 5	164	0	275	251	195	195	14	14	
TOTALS	RPI 1-25	RPI 26-50	W-L RECORDS	RPI 51-100	RPI 101-150	RPI 150+				
10- 13	0- 0	0- 2	OVERALL	0- 2	0- 5	10- 4				
4- 5	0- 0	0- 1	HOME	0- 1	0- 1	4- 2				
5- 8	0- 0	0- 1	AWAY	0- 1	0- 4	5- 2				
1- 0	0- 0	0- 0	NEUTRAL	0- 0	0- 0	1- 0				
5- 5	0- 0	0- 0	NON-CONFERENCE	0- 2	0- 2	5- 1				
2- 1	0- 0	0- 0	HOME	0- 1	0- 0	2- 0				
2- 4	0- 0	0- 0	AWAY	0- 1	0- 2	2- 1				
1- 0	0- 0	0- 0	NEUTRAL	0- 0	0- 0	1- 0				
5- 8	0- 0	0- 2	CONFERENCE	0- 0	0- 3	5- 3				
2- 4	0- 0	0- 1	HOME	0- 0	0- 1	2- 2				
3- 4	0- 0	0- 1	AWAY	0- 0	0- 2	3- 1				
0- 0	0- 0	0- 0	NEUTRAL	0- 0	0- 0	0- 0				

RPI S	Opponent	Score	RPI S	Opponent	Score	RPI S	Opponent	Score	RPI S	Opponent	Score
32	A FGCU	63 80	32	H FGCU	64 89	66	H Georgia Tech	47 63	104	A Liberty	66 76
32	H FGCU	64 89				71	A Georgia	65 80	108	A Campbell	51 63
									134	A Duquesne	72 75
									144	A North Florida	33 57
									144	H North Florida	55 64
									163	H North Ala.	59 56
									168	A Jacksonville	81 88
									168	H Jacksonville	83 93
									175	H Samford	60 55
									217	A Stetson	70 67
									217	H Stetson	61 67
									251	A Lipscomb	74 66
									251	H Lipscomb	88 60
									273	A UNCW	58 56
									287	N UMBC	59 44
									298	A Ga. Southern	95 69
									306	A Navy	62 82
									325	A NJIT	77 64
									327	H Mercer	92 64
LAST 10 Division I											
168	A Jacksonville	81 88	144	A North Florida	33 57						
32	H FGCU	64 89	163	H North Ala.	59 56						
217	A Stetson	70 67	168	H Jacksonville	83 93						
251	H Lipscomb	88 60	32	A FGCU	63 80						
104	A Liberty	66 76	325	A NJIT	77 64						

Non-Div I Games: Middle Ga. St. 88 49 Shorter 94 55

Kennesaw St.

Loss, Non-Conf, S Site, H Home A Away N Neutral

Average RPI Win:	201	WON-LOST	WINNING	LAST 10	STRENGTH OF	OPP. STRENGTH	TEAM	ADJ.	CONF.	ADJ CONF.
Average RPI Loss:	75	RECORD	PCT. RANK	GAMES	SCHEDULE	OF SCHEDULE	RPI	RPI	RPI	RPI
DIV. I ONLY	14- 10	128	6-4	106	110	103	103	10	10	
DIV. I NON-CONF.	6- 4	123	0	115	132	104	104	9	9	
TOTALS	RPI 1-25	RPI 26-50	W-L RECORDS	RPI 51-100	RPI 101-150	RPI 150+				
14- 10	0- 2	0- 4	OVERALL	1- 1	3- 1	10- 2				
7- 3	0- 1	0- 0	HOME	1- 0	2- 1	4- 1				
5- 5	0- 1	0- 2	AWAY	0- 1	1- 0	4- 1				
2- 2	0- 0	0- 2	NEUTRAL	0- 0	0- 0	2- 0				
6- 4	0- 1	0- 3	NON-CONFERENCE	0- 0	2- 0	4- 0				
2- 1	0- 1	0- 0	HOME	0- 0	1- 0	1- 0				
2- 1	0- 0	0- 1	AWAY	0- 0	1- 0	1- 0				
2- 2	0- 0	0- 2	NEUTRAL	0- 0	0- 0	2- 0				
8- 6	0- 1	0- 1	CONFERENCE	1- 1	1- 1	6- 2				
5- 2	0- 0	0- 0	HOME	1- 0	1- 1	3- 1				
3- 4	0- 1	0- 1	AWAY	0- 1	0- 0	3- 1				
0- 0	0- 0	0- 0	NEUTRAL	0- 0	0- 0	0- 0				

RPI 1-25				RPI 26-50				RPI 51-100				RPI 101+ Team's RPI: 103			
RPI	S	Opponent	Score	RPI	S	Opponent	Score	RPI	S	Opponent	Score	RPI	S	Opponent	Score
18	A	Central Mich.	58 71	30	N	Michigan	53 88	70	A	Ball St.	62 66	128	H	Robert Morris	82 81
21	H	Ohio St.	65 75	41	A	Purdue	64 77	70	H	Ball St.	69 68	134	A	Duquesne	77 75
				47	A	Ohio	57 63					143	H	Buffalo	44 57
				48	N	Troy	64 71					150	H	Western Mich.	75 63
												152	A	Akron	60 55
												160	H	Eastern Mich.	69 74
												173	A	Toledo	60 69
												173	H	Toledo	87 68
												178	A	Northern Ill.	79 71
												198	A	Miami (OH)	78 75
												198	H	Miami (OH)	80 75
												250	A	Youngstown St.	82 73
												263	H	Bowling Green	61 47
												293	H	St. Bonaventure	81 58
												298	N	Ga. Southern	62 48
												335	N	Purdue Fort Wayne	75 67
LAST 10 Division I															
198	H	Miami (OH)	80 75	263	H	Bowling Green	61 47								
18	A	Central Mich.	58 71	173	A	Toledo	60 69								
173	H	Toledo	87 68	70	H	Ball St.	69 68								
152	A	Akron	60 55	143	H	Buffalo	44 57								
47	A	Ohio	57 63	198	A	Miami (OH)	78 75								

Non-Div I Games: Hiram

92 36

Kent St.

■ Loss,
 ■ Non-Conf,
 ■ S Site,
 ■ Home
 ■ A Away
 N Neutral

Kentucky

Through Games Of Feb. 23, 2020

Average RPI Win: 139		WON-LOST	WINNING	LAST 10	STRENGTH OF	OPP. STRENGTH	TEAM	ADJ.	CONF.	ADJ CONF.
Average RPI Loss: 34		RECORD	PCT. RANK	GAMES	SCHEDULE	OF SCHEDULE	RPI	RPI	RPI	RPI
DIV. I ONLY		20- 6	35	6-4	33	37	23	23	4	4
DIV. I NON-CONF.		11- 1	13	0	151	78	42	42	5	5
TOTALS		RPI 1-25	RPI 26-50		W-L RECORDS		RPI 51-100	RPI 101-150	RPI 150+	
20- 6	2- 3	2- 2		OVERALL		4- 0	5- 1	7- 0		
13- 3	2- 2	1- 0		HOME		2- 0	2- 1	6- 0		
7- 3	0- 1	1- 2		AWAY		2- 0	3- 0	1- 0		
0- 0	0- 0	0- 0		NEUTRAL		0- 0	0- 0	0- 0		
11- 1	0- 1	2- 0		NON-CONFERENCE		1- 0	2- 0	6- 0		
8- 1	0- 1	1- 0		HOME		0- 0	1- 0	6- 0		
3- 0	0- 0	1- 0		AWAY		1- 0	1- 0	0- 0		
0- 0	0- 0	0- 0		NEUTRAL		0- 0	0- 0	0- 0		
9- 5	2- 2	0- 2		CONFERENCE		3- 0	3- 1	1- 0		
5- 2	2- 1	0- 0		HOME		2- 0	1- 1	0- 0		
4- 3	0- 1	0- 2		AWAY		1- 0	2- 0	1- 0		
0- 0	0- 0	0- 0		NEUTRAL		0- 0	0- 0	0- 0		

RPI	S	Opponent	Score	RPI	S	Opponent	Score	RPI	S	Opponent	Score	RPI	S	Opponent	Score
1	A	South Carolina	72 99	34	A	LSU	59 65	55	H	Tennessee	80 76	109	H	Auburn	68 61
1	H	South Carolina	58 67	35	A	Arkansas	85 103	58	A	Middle Tenn.	67 52	130	A	Florida	65 45
5	H	Louisville	66 67	45	A	Virginia	50 47	65	A	Alabama	81 71	130	H	Florida	62 70
13	H	Texas A&M	76 54	49	H	Charlotte	86 39	65	H	Alabama	66 62	136	A	California	63 61
15	H	Mississippi St.	73 62									140	H	Mt. St. Mary's	67 44
												145	A	Missouri	62 47
												175	H	Samford	79 49
												179	H	Austin Peay	81 52
												217	H	Stetson	67 48
												271	H	Winthrop	91 36
												280	H	Morehead St.	79 54
												286	A	Ole Miss	94 52
												345	H	Grambling	81 35
LAST 10 Division I															
1	H	South Carolina	58 67	130	H	Florida	62 70								
286	A	Ole Miss	94 52	145	A	Missouri	62 47								
15	H	Mississippi St.	73 62	109	H	Auburn	68 61								
35	A	Arkansas	85 103	34	A	LSU	59 65								
65	H	Alabama	66 62	13	H	Texas A&M	76 54								

Non-Div I Games:

Kentucky

■ Loss,
 ■ Non-Conf, S Site,
 ■ Home
 ■ Away
 N Neutral

Average RPI Win:	290	WON-LOST	WINNING	LAST 10	STRENGTH OF	OPP. STRENGTH	TEAM	ADJ.	CONF.	ADJ CONF.
Average RPI Loss:	236	RECORD	PCT. RANK	GAMES	SCHEDULE	OF SCHEDULE	RPI	RPI	RPI	RPI
DIV. I ONLY	7- 19	297	4-6	304	349	330	330	30	30	
DIV. I NON-CONF.	1- 10	329	0	272	349	343	343	30	30	
TOTALS	RPI 1-25	RPI 26-50	W-L RECORDS	RPI 51-100	RPI 101-150	RPI 150+				
7- 19	0- 0	0- 0	OVERALL	0- 1	0- 3	7- 15				
5- 10	0- 0	0- 0	HOME	0- 1	0- 2	5- 7				
2- 9	0- 0	0- 0	AWAY	0- 0	0- 1	2- 8				
0- 0	0- 0	0- 0	NEUTRAL	0- 0	0- 0	0- 0				
1- 10	0- 0	0- 0	NON-CONFERENCE	0- 1	0- 0	1- 9				
1- 6	0- 0	0- 0	HOME	0- 1	0- 0	1- 5				
0- 4	0- 0	0- 0	AWAY	0- 0	0- 0	0- 4				
0- 0	0- 0	0- 0	NEUTRAL	0- 0	0- 0	0- 0				
6- 9	0- 0	0- 0	CONFERENCE	0- 0	0- 3	6- 6				
4- 4	0- 0	0- 0	HOME	0- 0	0- 2	4- 2				
2- 5	0- 0	0- 0	AWAY	0- 0	0- 1	2- 4				
0- 0	0- 0	0- 0	NEUTRAL	0- 0	0- 0	0- 0				

RPI S	Opponent	Score	RPI S	Opponent	Score	RPI S	Opponent	Score	RPI S	Opponent	Score	Team's RPI: 330
						60	H Stony Brook	49 80	128	H Robert Morris	59 70	
									140	A Mt. St. Mary's	57 75	
									140	H Mt. St. Mary's	57 77	
									172	A Lafayette	60 65	
									183	A Merrimack	68 60	
									183	H Merrimack	63 66	
									202	H Cleveland St.	49 79	
									208	A Rhode Island	56 79	
									235	A UMass Lowell	56 65	
									239	H Fairfield	51 53	
									276	A Saint Francis (PA)	71 64	
									276	H Saint Francis (PA)	71 53	
									281	A Wagner	61 63	
									294	A Army West Point	60 67	
									297	H Vermont	62 73	
									308	H Sacred Heart	66 63	
									310	A St. Francis Brooklyn	63 88	
									310	H St. Francis Brooklyn	54 71	
									314	H N.C. Central	59 61	
									317	A Fairleigh Dickinson	50 64	
									317	H Fairleigh Dickinson	68 63	
									318	H Hofstra	85 46	
									323	H Saint Peter's	74 89	
									324	A Bryant	53 57	
									349	H Central Conn. St.	63 61	
LAST 10 Division I												
			276	A Saint Francis (PA)	71 64		183	H Merrimack	63 66			
			317	A Fairleigh Dickinson	50 64		183	A Merrimack	68 60			
			308	H Sacred Heart	66 63		276	H Saint Francis (PA)	71 53			
			310	H St. Francis Brooklyn	54 71		128	H Robert Morris	59 70			
			140	H Mt. St. Mary's	57 77		281	A Wagner	61 63			

Non-Div I Games:

LIU Brooklyn

■ Loss,
 ■ Non-Conf,
 ■ S Site,
 ■ H Home
 ■ A Away
 N Neutral

Average RPI Win: 222	WON-LOST	WINNING	LAST 10	STRENGTH OF	OPP. STRENGTH	TEAM	ADJ.	CONF.	ADJ CONF.
Average RPI Loss: 151	RECORD	PCT. RANK	GAMES	SCHEDULE	OF SCHEDULE	RPI	RPI	RPI	RPI
DIV. I ONLY	6- 22	317	1-9	165	132	292	292	11	11
DIV. I NON-CONF.	3- 9	279	0	227	244	291	291	12	12
TOTALS	RPI 1-25	RPI 26-50	W-L RECORDS	RPI 51-100	RPI 101-150	RPI 150+			
6- 22	0- 3	0- 0	OVERALL	0- 3	0- 5	6- 11			
3- 11	0- 1	0- 0	HOME	0- 2	0- 3	3- 5			
3- 9	0- 2	0- 0	AWAY	0- 0	0- 2	3- 5			
0- 2	0- 0	0- 0	NEUTRAL	0- 1	0- 0	0- 1			
3- 9	0- 1	0- 0	NON-CONFERENCE	0- 2	0- 0	3- 6			
1- 4	0- 0	0- 0	HOME	0- 1	0- 0	1- 3			
2- 3	0- 1	0- 0	AWAY	0- 0	0- 0	2- 2			
0- 2	0- 0	0- 0	NEUTRAL	0- 1	0- 0	0- 1			
3- 13	0- 2	0- 0	CONFERENCE	0- 1	0- 5	3- 5			
2- 7	0- 1	0- 0	HOME	0- 1	0- 3	2- 2			
1- 6	0- 1	0- 0	AWAY	0- 0	0- 2	1- 3			
0- 0	0- 0	0- 0	NEUTRAL	0- 0	0- 0	0- 0			

RPI 1-25				RPI 26-50				RPI 51-100				RPI 101+ Team's RPI: 292			
RPI	S	Opponent	Score	RPI	S	Opponent	Score	RPI	S	Opponent	Score	RPI	S	Opponent	Score
11	A	UCLA	52 74					67	H	Yale	65 81	115	A	Pacific	67 76
12	A	Gonzaga	52 78					70	N	Ball St.	72 77	115	H	Pacific	70 87
12	H	Gonzaga	47 75					80	H	BYU	44 59	116	H	San Diego	59 67
												138	A	Portland	49 74
												138	H	Portland	78 89
												166	A	Saint Mary's (CA)	70 86
												166	H	Saint Mary's (CA)	61 70
												169	N	Providence	45 48
												194	A	Pepperdine	84 77
												194	H	Pepperdine	66 77
												197	H	Hawaii	65 51
												204	A	Santa Clara	60 76
												204	H	Santa Clara	75 59
												215	A	New Mexico	73 72
												229	H	Cal St. Fullerton	74 79
												231	A	San Francisco	68 70
												231	H	San Francisco	76 69
												240	H	Georgetown	53 64
												272	A	Tulsa	56 75
												283	H	CSUN	54 56
												288	A	Long Beach St.	70 57
												289	A	UC Irvine	65 80
LAST 10 Division I															
138	H	Portland	78 89	115	H	Pacific	70 87								
12	H	Gonzaga	47 75	166	H	Saint Mary's (CA)	61 70								
194	H	Pepperdine	66 77	12	A	Gonzaga	52 78								
231	A	San Francisco	68 70	138	A	Portland	49 74								
204	A	Santa Clara	60 76	194	A	Pepperdine	84 77								

Non-Div I Games: Cal St. San B'dino 94 46

LMU (CA)

■ Loss,
 ■ Non-Conf, S Site,
 ■ Home
 ■ Away
 N Neutral

LSU				STRENGTH OF SCHEDULE	OPP. STRENGTH OF SCHEDULE	TEAM RPI	ADJ. RPI	CONF. RPI	ADJ CONF. RPI
Average RPI Win:	136	WON-LOST RECORD	WINNING PCT. RANK						
Average RPI Loss:	60		LAST 10 GAMES						
DIV. I ONLY	18- 8	63	5-5	47	27	34	34	4	4
DIV. I NON-CONF.	10- 2	29	0	127	84	45	45	5	5
TOTALS	RPI 1-25	RPI 26-50	W-L RECORDS	RPI 51-100	RPI 101-150	RPI 150+			
18- 8	3- 3	2- 0	OVERALL	3- 3	2- 2	8- 0			
11- 2	2- 1	1- 0	HOME	2- 1	1- 0	5- 0			
5- 6	1- 2	1- 0	AWAY	0- 2	1- 2	2- 0			
2- 0	0- 0	0- 0	NEUTRAL	1- 0	0- 0	1- 0			
10- 2	0- 1	2- 0	NON-CONFERENCE	1- 1	0- 0	7- 0			
5- 1	0- 1	1- 0	HOME	0- 0	0- 0	4- 0			
3- 1	0- 0	1- 0	AWAY	0- 1	0- 0	2- 0			
2- 0	0- 0	0- 0	NEUTRAL	1- 0	0- 0	1- 0			
8- 6	3- 2	0- 0	CONFERENCE	2- 2	2- 2	1- 0			
6- 1	2- 0	0- 0	HOME	2- 1	1- 0	1- 0			
2- 5	1- 2	0- 0	AWAY	0- 1	1- 2	0- 0			
0- 0	0- 0	0- 0	NEUTRAL	0- 0	0- 0	0- 0			

RPI 1-25				RPI 26-50				RPI 51-100				RPI 101+			
RPI	S	Opponent	Score	RPI	S	Opponent	Score	RPI	S	Opponent	Score	RPI	S	Opponent	Score
1	A	South Carolina	48 63	32	A	FGCU	74 63	55	A	Tennessee	58 63	109	A	Auburn	60 65
13	A	Texas A&M	57 54	44	H	Rutgers	64 58	55	H	Tennessee	75 65	130	A	Florida	77 68
13	H	Texas A&M	59 58					56	A	Oklahoma	68 90	145	A	Missouri	65 69
15	A	Mississippi St.	60 64					65	H	Alabama	71 60	145	H	Missouri	66 58
23	H	Kentucky	65 59					71	H	Georgia	56 73	156	A	Tulane	59 54
25	H	Florida St.	62 70					92	N	Michigan St.	58 56	157	H	New Orleans	83 49
												191	N	Memphis	89 58
												196	A	Little Rock	65 50
												237	H	Southeastern La.	62 52
												266	H	Nicholls St.	63 32
												286	H	Ole Miss	52 44
												341	H	Florida A&M	73 45
LAST 10 Division I															
71	H	Georgia	56 73	13	H	Texas A&M	59 58								
1	A	South Carolina	48 63	130	A	Florida	77 68								
109	A	Auburn	60 65	55	A	Tennessee	58 63								
55	H	Tennessee	75 65	23	H	Kentucky	65 59								
145	H	Missouri	66 58	15	A	Mississippi St.	60 64								

Non-Div I Games:

LSU

Loss, Non-Conf, S Site, H Home A Away N Neutral

Average RPI Win:	223	WON-LOST	WINNING	LAST 10	STRENGTH OF	OPP. STRENGTH	TEAM	ADJ.	CONF.	ADJ CONF.
Average RPI Loss:	108	RECORD	PCT. RANK	GAMES	SCHEDULE	OF SCHEDULE	RPI	RPI	RPI	RPI
DIV. I ONLY	12- 15	206	6-4	119	143	170	170	12	12	
DIV. I NON-CONF.	6- 7	182	0	102	236	150	150	11	11	
TOTALS	RPI 1-25	RPI 26-50	W-L RECORDS	RPI 51-100	RPI 101-150	RPI 150+				
12- 15	0- 0	0- 1	OVERALL	1- 7	1- 6	10- 1				
5- 8	0- 0	0- 0	HOME	1- 5	0- 3	4- 0				
6- 7	0- 0	0- 1	AWAY	0- 2	1- 3	5- 1				
1- 0	0- 0	0- 0	NEUTRAL	0- 0	0- 0	1- 0				
6- 7	0- 0	0- 1	NON-CONFERENCE	1- 4	0- 1	5- 1				
2- 4	0- 0	0- 0	HOME	1- 3	0- 1	1- 0				
3- 3	0- 0	0- 1	AWAY	0- 1	0- 0	3- 1				
1- 0	0- 0	0- 0	NEUTRAL	0- 0	0- 0	1- 0				
6- 8	0- 0	0- 0	CONFERENCE	0- 3	1- 5	5- 0				
3- 4	0- 0	0- 0	HOME	0- 2	0- 2	3- 0				
3- 4	0- 0	0- 0	AWAY	0- 1	1- 3	2- 0				
0- 0	0- 0	0- 0	NEUTRAL	0- 0	0- 0	0- 0				

RPI 1-25				RPI 26-50				RPI 51-100				RPI 101+				Team's RPI: 170	
RPI	S	Opponent	Score	RPI	S	Opponent	Score	RPI	S	Opponent	Score	RPI	S	Opponent	Score		
				43	A	Drexel	31 69	53	H	Dayton	58 98	102	H	VCU	61 67		
								54	H	Penn	49 65	112	A	Richmond	61 63		
								72	H	Villanova	69 77	112	H	Richmond	61 67		
								84	A	Fordham	45 62	128	H	Robert Morris	68 71		
								90	A	Rider	43 70	134	A	Duquesne	56 82		
								91	H	Temple	69 72	141	A	George Washington	61 54		
								93	H	Saint Louis	61 77	148	A	Massachusetts	62 76		
								97	H	Harvard	75 69	187	A	Norfolk St.	55 52		
												205	A	Penn St.	69 67		
												208	A	Rhode Island	54 42		
												225	A	Saint Joseph's	59 53		
												225	H	Saint Joseph's	67 59		
												230	H	George Mason	77 65		
												241	A	Howard	78 62		
												287	N	UMBC	74 58		
												293	H	St. Bonaventure	67 61		
												306	A	Navy	46 61		
												331	H	Coppin St.	79 46		
LAST 10 Division I																	
				208	A	Rhode Island	54 42	84	A	Fordham	45 62						
				102	H	VCU	61 67	230	H	George Mason	77 65						
				225	A	Saint Joseph's	59 53	225	H	Saint Joseph's	67 59						
				141	A	George Washington	61 54	112	A	Richmond	61 63						
				112	H	Richmond	61 67	293	H	St. Bonaventure	67 61						

Non-Div I Games:

La Salle

■ Loss,
 ■ Non-Conf,
 ■ S Site,
 ■ H Home
 ■ A Away
 N Neutral

[illegible]

Non-Div I Games:

Lafayette

Through Games Of Feb. 23, 2020

Average RPI Win:	241	WON-LOST	WINNING	LAST 10	STRENGTH OF	OPP. STRENGTH	TEAM	ADJ.	CONF.	ADJ CONF.
Average RPI Loss:	141	RECORD	PCT. RANK	GAMES	SCHEDULE	OF SCHEDULE	RPI	RPI	RPI	RPI
DIV. I ONLY	13- 12	165	7-3	195	232	172	172	15	15	
DIV. I NON-CONF.	4- 6	212	0	259	333	270	270	15	15	
TOTALS	RPI 1-25	RPI 26-50	W-L RECORDS	RPI 51-100	RPI 101-150	RPI 150+				
13- 12	0- 0	0- 0	OVERALL	1- 4	2- 5	10- 3				
9- 3	0- 0	0- 0	HOME	1- 0	2- 2	6- 1				
4- 9	0- 0	0- 0	AWAY	0- 4	0- 3	4- 2				
0- 0	0- 0	0- 0	NEUTRAL	0- 0	0- 0	0- 0				
4- 6	0- 0	0- 0	NON-CONFERENCE	0- 2	0- 1	4- 3				
3- 2	0- 0	0- 0	HOME	0- 0	0- 1	3- 1				
1- 4	0- 0	0- 0	AWAY	0- 2	0- 0	1- 2				
0- 0	0- 0	0- 0	NEUTRAL	0- 0	0- 0	0- 0				
9- 6	0- 0	0- 0	CONFERENCE	1- 2	2- 4	6- 0				
6- 1	0- 0	0- 0	HOME	1- 0	2- 1	3- 0				
3- 5	0- 0	0- 0	AWAY	0- 2	0- 3	3- 0				
0- 0	0- 0	0- 0	NEUTRAL	0- 0	0- 0	0- 0				

RPI S	Opponent	Score	RPI S	Opponent	Score	RPI S	Opponent	Score	RPI S	Opponent	Score	Team's RPI: 172
						61	A Bucknell	36 50	126	A Holy Cross	56 57	
						63	A St. John's (NY)	44 76	126	H Holy Cross	49 57	
						76	A Seton Hall	50 74	133	A Lehigh	66 73	
						89	A Colgate	52 73	133	H Lehigh	61 53	
						89	H Colgate	55 39	134	H Duquesne	65 73	
									135	A Boston U.	40 47	
									135	H Boston U.	59 57	
									167	A Binghamton	64 74	
									181	A American	67 52	
									207	H Manhattan	60 53	
									264	A Loyola Maryland	76 65	
									264	H Loyola Maryland	55 52	
									287	H UMBC	58 65	
									294	A Army West Point	57 52	
									294	H Army West Point	67 58	
									300	A Monmouth	44 52	
									306	H Navy	79 52	
									317	H Fairleigh Dickinson	61 29	
									322	A Albany (NY)	54 47	
									330	H LIU Brooklyn	65 60	
LAST 10 Division I												
			264	A Loyola Maryland	76 65		181	A American	67 52			
			135	A Boston U.	40 47		89	H Colgate	55 39			
			126	H Holy Cross	49 57		133	H Lehigh	61 53			
			294	H Army West Point	67 58		294	A Army West Point	57 52			
			133	A Lehigh	66 73		306	H Navy	79 52			

Non-Div I Games:

Lafayette

Loss, Non-Conf, S Site, H Home A Away N Neutral

Average RPI Win:	267	WON-LOST	WINNING	LAST 10	STRENGTH OF	OPP. STRENGTH	TEAM	ADJ.	CONF.	ADJ CONF.
Average RPI Loss:	156	RECORD	PCT. RANK	GAMES	SCHEDULE	OF SCHEDULE	RPI	RPI	RPI	RPI
DIV. I ONLY	7- 17	294	1-9	153	274	270	270	23	23	
DIV. I NON-CONF.	2- 5	259	0	30	128	156	156	24	24	
TOTALS	RPI 1-25	RPI 26-50	W-L RECORDS	RPI 51-100	RPI 101-150	RPI 150+				
7- 17	0- 2	0- 1	OVERALL	0- 3	1- 2	6- 9				
3- 8	0- 0	0- 0	HOME	0- 2	0- 1	3- 5				
3- 9	0- 2	0- 1	AWAY	0- 1	0- 1	3- 4				
1- 0	0- 0	0- 0	NEUTRAL	0- 0	1- 0	0- 0				
2- 5	0- 2	0- 1	NON-CONFERENCE	0- 0	1- 0	1- 2				
1- 1	0- 0	0- 0	HOME	0- 0	0- 0	1- 1				
0- 4	0- 2	0- 1	AWAY	0- 0	0- 0	0- 1				
1- 0	0- 0	0- 0	NEUTRAL	0- 0	1- 0	0- 0				
5- 12	0- 0	0- 0	CONFERENCE	0- 3	0- 2	5- 7				
2- 7	0- 0	0- 0	HOME	0- 2	0- 1	2- 4				
3- 5	0- 0	0- 0	AWAY	0- 1	0- 1	3- 3				
0- 0	0- 0	0- 0	NEUTRAL	0- 0	0- 0	0- 0				

RPI 1-25				RPI 26-50				RPI 51-100				RPI 101+ Team's RPI: 270			
RPI	S	Opponent	Score	RPI	S	Opponent	Score	RPI	S	Opponent	Score	RPI	S	Opponent	Score
4	A	Baylor	28 90	46	A	Oklahoma St.	53 74	95	H	SFA	53 54	117	A	Abilene Christian	72 78
20	A	NC State	40 81					96	A	A&M-Corpus Christi	39 49	117	H	Abilene Christian	49 75
								96	H	A&M-Corpus Christi	56 64	124	N	Idaho	47 44
												153	A	Sam Houston St.	47 68
												153	H	Sam Houston St.	68 75
												157	H	New Orleans	57 62
												206	H	Louisiana	63 74
												237	A	Southeastern La.	65 57
												242	A	Central Ark.	29 53
												245	H	Denver	71 59
												258	H	Incarinate Word	48 67
												266	A	Nicholls St.	84 78
												266	H	Nicholls St.	60 62
												313	A	Cal Poly	56 57
												316	A	Houston Baptist	59 72
												316	H	Houston Baptist	60 53
												337	H	Northwestern St.	61 58
												342	A	McNeese	87 69
LAST 10 Division I															
				96	H	A&M-Corpus Christi	56 64	242	A	Central Ark.	29 53				
				153	H	Sam Houston St.	68 75	342	A	McNeese	87 69				
				316	A	Houston Baptist	59 72	95	H	SFA	53 54				
				266	H	Nicholls St.	60 62	258	H	Incarinate Word	48 67				
				117	H	Abilene Christian	49 75	96	A	A&M-Corpus Christi	39 49				

Non-Div I Games: Howard Payne 96 36 LeTourneau 90 38

Lamar University

Loss, Non-Conf, S Site, H Home A Away N Neutral

Lehigh

L
e
h
i
g
h

Lehigh

Page 143

Liberty

Through Games Of Feb. 23, 2020

Average RPI Win:	212	WON-LOST	WINNING	LAST 10	STRENGTH OF	OPP. STRENGTH	TEAM	ADJ.	CONF.	ADJ CONF.
Average RPI Loss:	113	RECORD	PCT. RANK	GAMES	SCHEDULE	OF SCHEDULE	RPI	RPI	RPI	RPI
DIV. I ONLY	15- 11	132	6-4	88	188	104	104	16	16	
DIV. I NON-CONF.	7- 6	161	0	65	190	97	97	14	14	
TOTALS	RPI 1-25	RPI 26-50	W-L RECORDS	RPI 51-100	RPI 101-150	RPI 150+				
15- 11	0- 1	1- 4	OVERALL	0- 0	1- 2	13- 4				
6- 5	0- 0	0- 1	HOME	0- 0	0- 1	6- 3				
7- 5	0- 0	0- 3	AWAY	0- 0	1- 1	6- 1				
2- 1	0- 1	1- 0	NEUTRAL	0- 0	0- 0	1- 0				
7- 6	0- 1	1- 2	NON-CONFERENCE	0- 0	1- 1	5- 2				
1- 3	0- 0	0- 0	HOME	0- 0	0- 1	1- 2				
4- 2	0- 0	0- 2	AWAY	0- 0	1- 0	3- 0				
2- 1	0- 1	1- 0	NEUTRAL	0- 0	0- 0	1- 0				
8- 5	0- 0	0- 2	CONFERENCE	0- 0	0- 1	8- 2				
5- 2	0- 0	0- 1	HOME	0- 0	0- 0	5- 1				
3- 3	0- 0	0- 1	AWAY	0- 0	0- 1	3- 1				
0- 0	0- 0	0- 0	NEUTRAL	0- 0	0- 0	0- 0				

RPI S	Opponent	Score	RPI S	Opponent	Score	RPI S	Opponent	Score	RPI S	Opponent	Score	Team's RPI: 104
16 N	Oregon St.	55 68	32 A	FGCU	57 64				132 H	UNC Greensboro	53 58	
			32 H	FGCU	65 74				142 A	Hampton	83 59	
			36 N	Bradley	75 63				144 A	North Florida	50 65	
			38 A	Virginia Tech	69 73				163 A	North Ala.	75 86	
			40 A	James Madison	53 76				163 H	North Ala.	71 76	
									168 A	Jacksonville	65 59	
									168 H	Jacksonville	85 76	
									187 A	Norfolk St.	67 48	
									195 H	Chattanooga	54 71	
									198 N	Miami (OH)	65 53	
									210 A	UMKC	68 44	
									216 H	Kennesaw St.	76 66	
									217 A	Stetson	57 48	
									217 H	Stetson	73 53	
									243 H	East Carolina	81 66	
									251 H	Lipscomb	64 60	
									276 A	Saint Francis (PA)	71 52	
									290 H	ETSU	62 63	
									325 A	NJIT	67 53	
									325 H	NJIT	66 48	
LAST 10 Division I												
217 H	Stetson	73 53	32 H	FGCU	65 74							
325 H	NJIT	66 48	144 A	North Florida	50 65							
168 A	Jacksonville	65 59	217 A	Stetson	57 48							
163 A	North Ala.	75 86	251 H	Lipscomb	64 60							
216 H	Kennesaw St.	76 66	163 H	North Ala.	71 76							

Non-Div I Games:

Liberty

Loss, Non-Conf, S Site, H Home A Away N Neutral

Average RPI Win:	255	WON-LOST	WINNING	LAST 10	STRENGTH OF	OPP. STRENGTH	TEAM	ADJ.	CONF.	ADJ CONF.
Average RPI Loss:	136	RECORD	PCT. RANK	GAMES	SCHEDULE	OF SCHEDULE	RPI	RPI	RPI	RPI
DIV. I ONLY	6- 20	312	3-7	93	221	251	251	16	16	
DIV. I NON-CONF.	2- 10	313	0	46	287	240	240	14	14	
TOTALS	RPI 1-25	RPI 26-50	W-L RECORDS	RPI 51-100	RPI 101-150	RPI 150+				
6- 20	0- 0	0- 3	OVERALL	0- 5	1- 2	5- 10				
2- 9	0- 0	0- 1	HOME	0- 1	0- 1	2- 6				
4- 9	0- 0	0- 2	AWAY	0- 2	1- 1	3- 4				
0- 2	0- 0	0- 0	NEUTRAL	0- 2	0- 0	0- 0				
2- 10	0- 0	0- 1	NON-CONFERENCE	0- 5	0- 0	2- 4				
1- 3	0- 0	0- 0	HOME	0- 1	0- 0	1- 2				
1- 5	0- 0	0- 1	AWAY	0- 2	0- 0	1- 2				
0- 2	0- 0	0- 0	NEUTRAL	0- 2	0- 0	0- 0				
4- 10	0- 0	0- 2	CONFERENCE	0- 0	1- 2	3- 6				
1- 6	0- 0	0- 1	HOME	0- 0	0- 1	1- 4				
3- 4	0- 0	0- 1	AWAY	0- 0	1- 1	2- 2				
0- 0	0- 0	0- 0	NEUTRAL	0- 0	0- 0	0- 0				

RPI 1-25				RPI 26-50				RPI 51-100				RPI 101+				Team's RPI: 251	
RPI	S	Opponent	Score	RPI	S	Opponent	Score	RPI	S	Opponent	Score	RPI	S	Opponent	Score		
				32	A	FGCU	56 82	53	A	Dayton	60 82	104	A	Liberty	60 64		
				32	H	FGCU	45 78	57	H	Belmont	68 69	144	A	North Florida	73 66		
				50	A	UT Martin	67 83	58	A	Middle Tenn.	49 70	144	H	North Florida	60 68		
								62	N	Marist	63 74	163	A	North Ala.	58 91		
								90	N	Rider	76 81	163	H	North Ala.	72 84		
												168	H	Jacksonville	64 73		
												185	H	Northern Ky.	71 69		
												211	A	Tennessee Tech	58 78		
												213	H	Eastern Ill.	56 66		
												216	A	Kennesaw St.	60 88		
												216	H	Kennesaw St.	66 74		
												217	A	Stetson	65 59		
												217	H	Stetson	34 48		
												227	H	Murray St.	57 67		
												253	A	Jacksonville St.	63 65		
												325	A	NJIT	65 57		
												325	H	NJIT	68 66		
												334	A	Tennessee St.	74 64		
LAST 10 Division I																	
				144	A	North Florida	73 66	217	H	Stetson	34 48						
				325	H	NJIT	68 66	168	H	Jacksonville	64 73						
				32	H	FGCU	45 78	144	H	North Florida	60 68						
				163	A	North Ala.	58 91	325	A	NJIT	65 57						
				216	A	Kennesaw St.	60 88	104	A	Liberty	60 64						

Non-Div I Games: Queens (NC) 86 45

Lipscomb

■ Loss,
 ■ Non-Conf,
 ■ S Site,
 ■ Home
 ■ A Away
 N Neutral

Little Rock

Through Games Of Feb. 23, 2020

Average RPI Win:	271	WON-LOST	WINNING	LAST 10	STRENGTH OF	OPP. STRENGTH	TEAM	ADJ.	CONF.	ADJ CONF.
Average RPI Loss:	117	RECORD	PCT. RANK	GAMES	SCHEDULE	OF SCHEDULE	RPI	RPI	RPI	RPI
DIV. I ONLY	11- 15	223	6-4	149	182	196	196	21	21	
DIV. I NON-CONF.	2- 9	304	0	43	47	235	235	21	21	
TOTALS	RPI 1-25	RPI 26-50	W-L RECORDS	RPI 51-100	RPI 101-150	RPI 150+				
11- 15	0- 2	0- 4	OVERALL	0- 2	0- 2	11- 5				
6- 6	0- 0	0- 1	HOME	0- 1	0- 1	6- 3				
5- 9	0- 2	0- 3	AWAY	0- 1	0- 1	5- 2				
0- 0	0- 0	0- 0	NEUTRAL	0- 0	0- 0	0- 0				
2- 9	0- 2	0- 3	NON-CONFERENCE	0- 1	0- 0	2- 3				
2- 3	0- 0	0- 1	HOME	0- 0	0- 0	2- 2				
0- 6	0- 2	0- 2	AWAY	0- 1	0- 0	0- 1				
0- 0	0- 0	0- 0	NEUTRAL	0- 0	0- 0	0- 0				
9- 6	0- 0	0- 1	CONFERENCE	0- 1	0- 2	9- 2				
4- 3	0- 0	0- 0	HOME	0- 1	0- 1	4- 1				
5- 3	0- 0	0- 1	AWAY	0- 0	0- 1	5- 1				
0- 0	0- 0	0- 0	NEUTRAL	0- 0	0- 0	0- 0				

RPI 1-25				RPI 26-50				RPI 51-100				RPI 101+ Team's RPI: 196			
RPI	S	Opponent	Score	RPI	S	Opponent	Score	RPI	S	Opponent	Score	RPI	S	Opponent	Score
13	A	Texas A&M	35 78	31	A	Western Ky.	58 77	68	A	Rice	40 66	105	A	UT Arlington	58 65
15	A	Mississippi St.	50 89	34	H	LSU	50 65	78	H	Coastal Caro.	48 68	105	H	UT Arlington	46 62
				35	A	Arkansas	53 86					191	H	Memphis	50 68
				48	A	Troy	59 77					201	A	Fla. Atlantic	72 79
												206	A	Louisiana	59 44
												238	H	Appalachian St.	68 63
												242	H	Central Ark.	63 48
												248	A	South Alabama	69 58
												255	A	Texas St.	78 66
												255	H	Texas St.	47 50
												262	H	Arkansas St.	67 58
												267	H	Louisiana Tech	38 43
												272	H	Tulsa	63 51
												298	A	Ga. Southern	65 49
												298	H	Ga. Southern	58 46
												312	A	Georgia St.	43 58
												312	H	Georgia St.	66 46
												350	A	La.-Monroe	70 50
LAST 10 Division I															
248	A	South Alabama	69 58	298	A	Ga. Southern	65 49								
48	A	Troy	59 77	206	A	Louisiana	59 44								
105	H	UT Arlington	46 62	238	H	Appalachian St.	68 63								
255	H	Texas St.	47 50	350	A	La.-Monroe	70 50								
312	A	Georgia St.	43 58	262	H	Arkansas St.	67 58								

Non-Div I Games:

Little Rock

Loss, Non-Conf, S Site, H Home A Away N Neutral

Average RPI Win:	265	WON-LOST	WINNING	LAST 10	STRENGTH OF	OPP. STRENGTH	TEAM	ADJ.	CONF.	ADJ CONF.
Average RPI Loss:	207	RECORD	PCT. RANK	GAMES	SCHEDULE	OF SCHEDULE	RPI	RPI	RPI	RPI
DIV. I ONLY	10- 14	225	5-5	339	192	288	288	28	28	
DIV. I NON-CONF.	4- 8	235	0	307	56	281	281	26	26	
TOTALS	RPI 1-25	RPI 26-50	W-L RECORDS	RPI 51-100	RPI 101-150	RPI 150+				
10- 14	0- 2	0- 0	OVERALL	0- 1	0- 1	10- 10				
6- 4	0- 1	0- 0	HOME	0- 0	0- 0	6- 3				
2- 10	0- 1	0- 0	AWAY	0- 1	0- 1	2- 7				
2- 0	0- 0	0- 0	NEUTRAL	0- 0	0- 0	2- 0				
4- 8	0- 2	0- 0	NON-CONFERENCE	0- 1	0- 1	4- 4				
1- 3	0- 1	0- 0	HOME	0- 0	0- 0	1- 2				
1- 5	0- 1	0- 0	AWAY	0- 1	0- 1	1- 2				
2- 0	0- 0	0- 0	NEUTRAL	0- 0	0- 0	2- 0				
6- 6	0- 0	0- 0	CONFERENCE	0- 0	0- 0	6- 6				
5- 1	0- 0	0- 0	HOME	0- 0	0- 0	5- 1				
1- 5	0- 0	0- 0	AWAY	0- 0	0- 0	1- 5				
0- 0	0- 0	0- 0	NEUTRAL	0- 0	0- 0	0- 0				

RPI 1-25				RPI 26-50				RPI 51-100				RPI 101+ Team's RPI: 288			
RPI	S	Opponent	Score	RPI	S	Opponent	Score	RPI	S	Opponent	Score	RPI	S	Opponent	Score
2	H	Oregon	45 81					83	A	Southern California	40 57	136	A	California	45 68
11	A	UCLA	51 86									159	A	UC Davis	55 57
												197	A	Hawaii	44 68
												197	H	Hawaii	62 55
												204	A	Santa Clara	54 46
												205	N	Penn St.	64 56
												229	A	Cal St. Fullerton	65 69
												256	H	UC Santa Barbara	59 53
												282	H	Utah St.	48 56
												283	H	CSUN	60 52
												289	A	UC Irvine	56 46
												289	H	UC Irvine	61 70
												291	H	Air Force	74 68
												292	H	LMU (CA)	57 70
												295	A	California Baptist	70 79
												301	A	UC Riverside	57 58
												301	H	UC Riverside	73 67
												303	A	Seattle U	54 66
												313	A	Cal Poly	41 61
												313	H	Cal Poly	72 69
												315	N	UTRGV	69 65
LAST 10 Division I															
289	H	UC Irvine	61 70	301	H	UC Riverside	73 67								
301	A	UC Riverside	57 58	289	A	UC Irvine	56 46								
256	H	UC Santa Barbara	59 53	197	H	Hawaii	62 55								
313	A	Cal Poly	41 61	283	H	CSUN	60 52								
197	A	Hawaii	44 68	159	A	UC Davis	55 57								

Non-Div I Games: Westcliff 94 47 Bethesda (CA) 90 43

Long Beach St.

Loss, Non-Conf, S Site, H Home A Away N Neutral

Average RPI Win:	275	WON-LOST	WINNING	LAST 10	STRENGTH OF	OPP. STRENGTH	TEAM	ADJ.	CONF.	ADJ CONF.
Average RPI Loss:	182	RECORD	PCT. RANK	GAMES	SCHEDULE	OF SCHEDULE	RPI	RPI	RPI	RPI
DIV. I ONLY	10- 15	234	2-8	233	318	259	259	25	25	
DIV. I NON-CONF.	4- 5	195	0	276	262	248	248	27	27	
TOTALS	RPI 1-25	RPI 26-50	W-L RECORDS	RPI 51-100	RPI 101-150	RPI 150+				
10- 15	0- 0	0- 1	OVERALL	0- 0	0- 5	10- 9				
6- 6	0- 0	0- 0	HOME	0- 0	0- 2	6- 4				
4- 9	0- 0	0- 1	AWAY	0- 0	0- 3	4- 5				
0- 0	0- 0	0- 0	NEUTRAL	0- 0	0- 0	0- 0				
4- 5	0- 0	0- 1	NON-CONFERENCE	0- 0	0- 1	4- 3				
3- 1	0- 0	0- 0	HOME	0- 0	0- 0	3- 1				
1- 4	0- 0	0- 1	AWAY	0- 0	0- 1	1- 2				
0- 0	0- 0	0- 0	NEUTRAL	0- 0	0- 0	0- 0				
6- 10	0- 0	0- 0	CONFERENCE	0- 0	0- 4	6- 6				
3- 5	0- 0	0- 0	HOME	0- 0	0- 2	3- 3				
3- 5	0- 0	0- 0	AWAY	0- 0	0- 2	3- 3				
0- 0	0- 0	0- 0	NEUTRAL	0- 0	0- 0	0- 0				

RPI 1-25			RPI 26-50			RPI 51-100			RPI 101+ Team's RPI: 259		
RPI	S	Opponent	Score	RPI	S	Opponent	Score	RPI	S	Opponent	Score
				40	A	James Madison	53 93				
								108	A	Campbell	76 81
								108	H	Campbell	55 70
								130	A	Florida	54 71
								142	A	Hampton	55 73
								142	H	Hampton	76 90
								186	H	High Point	69 76
								187	A	Norfolk St.	46 49
								193	A	Gardner-Webb	70 73
								193	H	Gardner-Webb	80 70
								200	A	Radford	76 88
								200	H	Radford	61 62
								220	H	Brown	86 76
								243	H	East Carolina	61 64
								249	A	UNC Asheville	54 51
								249	H	UNC Asheville	73 56
								260	H	Delaware St.	78 62
								271	A	Winthrop	63 74
								273	H	UNCW	59 58
								275	A	Wofford	76 79
								305	A	Presbyterian	71 60
								305	H	Presbyterian	77 82
								326	A	UMES	71 62
								328	A	USC Upstate	70 62
								344	H	Charleston So.	84 64
LAST 10 Division I											
				108	A	Campbell	76 81				
				200	A	Radford	76 88				
				142	H	Hampton	76 90				
				193	A	Gardner-Webb	70 73				
				305	H	Presbyterian	77 82				
				249	A	UNC Asheville	54 51				
				142	A	Hampton	55 73				
				249	H	UNC Asheville	73 56				
				271	A	Winthrop	63 74				
				186	H	High Point	69 76				

Non-Div I Games:

Longwood

■ Loss,
 ■ Non-Conf,
 S Site,
 ■ Home
 ■ Away
 N Neutral

Louisiana

Through Games Of Feb. 23, 2020

Average RPI Win:	263	WON-LOST	WINNING	LAST 10	STRENGTH OF	OPP. STRENGTH	TEAM	ADJ.	CONF.	ADJ CONF.
Average RPI Loss:	179	RECORD	PCT. RANK	GAMES	SCHEDULE	OF SCHEDULE	RPI	RPI	RPI	RPI
DIV. I ONLY	13- 10	141	5-5	307	272	206	206	21	21	
DIV. I NON-CONF.	5- 4	140	0	249	257	159	159	21	21	
TOTALS	RPI 1-25	RPI 26-50	W-L RECORDS	RPI 51-100	RPI 101-150	RPI 150+				
13- 10	0- 1	1- 1	OVERALL	0- 0	0- 1	12- 7				
6- 4	0- 1	0- 1	HOME	0- 0	0- 0	6- 2				
7- 6	0- 0	1- 0	AWAY	0- 0	0- 1	6- 5				
0- 0	0- 0	0- 0	NEUTRAL	0- 0	0- 0	0- 0				
5- 4	0- 1	0- 0	NON-CONFERENCE	0- 0	0- 0	5- 3				
2- 1	0- 1	0- 0	HOME	0- 0	0- 0	2- 0				
3- 3	0- 0	0- 0	AWAY	0- 0	0- 0	3- 3				
0- 0	0- 0	0- 0	NEUTRAL	0- 0	0- 0	0- 0				
8- 6	0- 0	1- 1	CONFERENCE	0- 0	0- 1	7- 4				
4- 3	0- 0	0- 1	HOME	0- 0	0- 0	4- 2				
4- 3	0- 0	1- 0	AWAY	0- 0	0- 1	3- 2				
0- 0	0- 0	0- 0	NEUTRAL	0- 0	0- 0	0- 0				

RPI	S	Opponent	Score	RPI	S	Opponent	Score	RPI	S	Opponent	Score	RPI	S	Opponent	Score
15	H	Mississippi St.	48 64	48	A	Troy	79 73					105	A	UT Arlington	52 79
				48	H	Troy	64 67					153	A	Sam Houston St.	73 77
												155	A	Jackson St.	54 65
												157	A	New Orleans	65 60
												196	H	Little Rock	44 59
												237	H	Southeastern La.	60 50
												248	A	South Alabama	63 78
												248	H	South Alabama	73 68
												255	A	Texas St.	73 67
												257	A	North Texas	66 69
												262	H	Arkansas St.	83 43
												270	A	Lamar University	74 63
												286	A	Ole Miss	53 42
												298	A	Ga. Southern	67 83
												298	H	Ga. Southern	72 60
												312	A	Georgia St.	75 65
												312	H	Georgia St.	53 61
												342	H	McNeese	75 55
												350	A	La.-Monroe	62 49
												350	H	La.-Monroe	68 55
LAST 10 Division I															
350	A	La.-Monroe	62 49	196	H	Little Rock	44 59								
298	H	Ga. Southern	72 60	350	H	La.-Monroe	68 55								
312	H	Georgia St.	53 61	262	H	Arkansas St.	83 43								
48	H	Troy	64 67	255	A	Texas St.	73 67								
248	A	South Alabama	63 78	105	A	UT Arlington	52 79								

Non-Div I Games: Loyola (LA) 67 51 Xavier (LA) 62 49

Louisiana

Loss, Non-Conf, S Site, H Home A Away N Neutral

Average RPI Win:	244	WON-LOST	WINNING	LAST 10	STRENGTH OF	OPP. STRENGTH	TEAM	ADJ.	CONF.	ADJ CONF.
Average RPI Loss:	162	RECORD	PCT. RANK	GAMES	SCHEDULE	OF SCHEDULE	RPI	RPI	RPI	RPI
DIV. I ONLY	11- 13	204	4-6	298	158	267	267	13	13	
DIV. I NON-CONF.	6- 3	90	0	346	253	256	256	16	16	
TOTALS	RPI 1-25	RPI 26-50	W-L RECORDS	RPI 51-100	RPI 101-150	RPI 150+				
11- 13	0- 0	0- 3	OVERALL	1- 1	0- 1	10- 8				
9- 5	0- 0	0- 1	HOME	1- 0	0- 1	8- 3				
2- 8	0- 0	0- 2	AWAY	0- 1	0- 0	2- 5				
0- 0	0- 0	0- 0	NEUTRAL	0- 0	0- 0	0- 0				
6- 3	0- 0	0- 0	NON-CONFERENCE	0- 0	0- 0	6- 3				
5- 1	0- 0	0- 0	HOME	0- 0	0- 0	5- 1				
1- 2	0- 0	0- 0	AWAY	0- 0	0- 0	1- 2				
0- 0	0- 0	0- 0	NEUTRAL	0- 0	0- 0	0- 0				
5- 10	0- 0	0- 3	CONFERENCE	1- 1	0- 1	4- 5				
4- 4	0- 0	0- 1	HOME	1- 0	0- 1	3- 2				
1- 6	0- 0	0- 2	AWAY	0- 1	0- 0	1- 3				
0- 0	0- 0	0- 0	NEUTRAL	0- 0	0- 0	0- 0				

RPI 1-25				RPI 26-50				RPI 51-100				RPI 101+				Team's RPI: 267	
RPI	S	Opponent	Score	RPI	S	Opponent	Score	RPI	S	Opponent	Score	RPI	S	Opponent	Score		
				26	A	Old Dominion	61 77	58	H	Middle Tenn.	78 60	122	H	UAB	51 71		
				31	H	Western Ky.	75 84	68	A	Rice	47 60	158	H	Wichita St.	80 88		
				49	A	Charlotte	37 55					190	A	Houston	53 67		
												191	H	Memphis	83 74		
												196	A	Little Rock	43 38		
												201	A	Fla. Atlantic	75 77		
												203	A	Southern Miss.	60 66		
												203	H	Southern Miss.	61 63		
												221	H	UTEP	87 80		
												228	H	Marshall	60 50		
												237	H	Southeastern La.	92 78		
												257	A	North Texas	69 74		
												262	H	Arkansas St.	67 54		
												286	A	Ole Miss	53 76		
												304	A	FIU	68 44		
												304	H	FIU	62 52		
												311	H	UTSA	73 82		
												342	H	McNeese	79 54		
												345	H	Grambling	70 66		
LAST 10 Division I																	
				304	H	FIU	62 52	31	H	Western Ky.	75 84						
				203	H	Southern Miss.	61 63	26	A	Old Dominion	61 77						
				201	A	Fla. Atlantic	75 77	49	A	Charlotte	37 55						
				304	A	FIU	68 44	122	H	UAB	51 71						
				228	H	Marshall	60 50	58	H	Middle Tenn.	78 60						

Non-Div I Games: Loyola (LA) 71 52 LSU-Alexandria 93 61

Louisiana Tech

Loss, Non-Conf, S Site, H Home A Away N Neutral

Louisville

Through Games Of Feb. 23, 2020

Average RPI Win:	106	WON-LOST	WINNING	LAST 10	STRENGTH OF	OPP. STRENGTH	TEAM	ADJ.	CONF.	ADJ CONF.
Average RPI Loss:	48	RECORD	PCT. RANK	GAMES	SCHEDULE	OF SCHEDULE	RPI	RPI	RPI	RPI
DIV. I ONLY	25- 3	9	8-2	34	12	5	5	5	5	5
DIV. I NON-CONF.	11- 1	13	0	5	6	1	1	4	4	4
TOTALS	RPI 1-25	RPI 26-50	W-L RECORDS	RPI 51-100	RPI 101-150	RPI 150+				
25- 3	4- 2	5- 0	OVERALL	4- 1	6- 0	6- 0				
11- 1	1- 1	3- 0	HOME	1- 0	3- 0	3- 0				
11- 2	2- 1	1- 0	AWAY	3- 1	2- 0	3- 0				
3- 0	1- 0	1- 0	NEUTRAL	0- 0	1- 0	0- 0				
11- 1	3- 1	3- 0	NON-CONFERENCE	0- 0	2- 0	3- 0				
5- 0	1- 0	1- 0	HOME	0- 0	1- 0	2- 0				
3- 1	1- 1	1- 0	AWAY	0- 0	0- 0	1- 0				
3- 0	1- 0	1- 0	NEUTRAL	0- 0	1- 0	0- 0				
14- 2	1- 1	2- 0	CONFERENCE	4- 1	4- 0	3- 0				
6- 1	0- 1	2- 0	HOME	1- 0	2- 0	1- 0				
8- 1	1- 0	0- 0	AWAY	3- 1	2- 0	2- 0				
0- 0	0- 0	0- 0	NEUTRAL	0- 0	0- 0	0- 0				

RPI	S	Opponent	Score	RPI	S	Opponent	Score	RPI	S	Opponent	Score	RPI	S	Opponent	Score
2	N	Oregon	72 62	29	H	Duke	60 55	66	A	Georgia Tech	58 47	101	H	Boise St.	98 82
18	H	Central Mich.	76 63	31	H	Western Ky.	75 56	79	A	Boston College	81 70	105	N	UT Arlington	76 67
20	A	NC State	66 59	45	H	Virginia	71 56	98	A	Syracuse	51 59	110	H	Wake Forest	75 61
21	A	Ohio St.	60 67	46	N	Oklahoma St.	69 48	98	H	Syracuse	62 58	111	A	North Carolina	74 67
23	A	Kentucky	67 66	50	A	UT Martin	71 63	100	A	Miami (FL)	87 41	114	A	Notre Dame	86 54
25	H	Florida St.	59 67									114	H	Notre Dame	82 49
												185	A	Northern Ky.	85 57
												195	H	Chattanooga	86 37
												223	A	Clemson	75 50
												227	H	Murray St.	76 40
												285	A	Pittsburgh	79 47
												285	H	Pittsburgh	83 49
LAST 10 Division I															
285	A	Pittsburgh	79 47	25	H	Florida St.	59 67	114	A	Notre Dame	86 54				
66	A	Georgia Tech	58 47					285	H	Pittsburgh	83 49				
114	H	Notre Dame	82 49					45	H	Virginia	71 56				
20	A	NC State	66 59					111	A	North Carolina	74 67				
98	A	Syracuse	51 59												

Non-Div I Games:

Louisville

■ Loss,
 ■ Non-Conf,
 ■ S Site,
 ■ H Home
 ■ A Away
 N Neutral

Average RPI Win:	245	WON-LOST	WINNING	LAST 10	STRENGTH OF	OPP. STRENGTH	TEAM	ADJ.	CONF.	ADJ CONF.
Average RPI Loss:	74	RECORD	PCT. RANK	GAMES	SCHEDULE	OF SCHEDULE	RPI	RPI	RPI	RPI
DIV. I ONLY	15- 10	106	3-7	230	134	147	147	8	8	
DIV. I NON-CONF.	9- 2	37	0	296	308	128	128	7	7	
TOTALS	RPI 1-25	RPI 26-50	W-L RECORDS	RPI 51-100	RPI 101-150	RPI 150+				
15- 10	0- 2	0- 3	OVERALL	2- 2	1- 3	12- 0				
7- 5	0- 2	0- 1	HOME	2- 0	0- 2	5- 0				
8- 5	0- 0	0- 2	AWAY	0- 2	1- 1	7- 0				
0- 0	0- 0	0- 0	NEUTRAL	0- 0	0- 0	0- 0				
9- 2	0- 1	0- 0	NON-CONFERENCE	0- 0	1- 1	8- 0				
3- 2	0- 1	0- 0	HOME	0- 0	0- 1	3- 0				
6- 0	0- 0	0- 0	AWAY	0- 0	1- 0	5- 0				
0- 0	0- 0	0- 0	NEUTRAL	0- 0	0- 0	0- 0				
6- 8	0- 1	0- 3	CONFERENCE	2- 2	0- 2	4- 0				
4- 3	0- 1	0- 1	HOME	2- 0	0- 1	2- 0				
2- 5	0- 0	0- 2	AWAY	0- 2	0- 1	2- 0				
0- 0	0- 0	0- 0	NEUTRAL	0- 0	0- 0	0- 0				

RPI 1-25				RPI 26-50				RPI 51-100				RPI 101+ Team's RPI: 147			
RPI	S	Opponent	Score	RPI	S	Opponent	Score	RPI	S	Opponent	Score	RPI	S	Opponent	Score
10	H	Missouri St.	72 74	27	A	Drake	52 80	75	A	UNI	50 70	138	A	Portland	78 64
22	H	DePaul	76 83	36	A	Bradley	50 71	86	A	Illinois St.	85 86	149	A	Valparaiso	64 66
				36	H	Bradley	47 60	86	H	Illinois St.	69 64	149	H	Valparaiso	57 70
								99	H	Southern Ill.	51 49	150	H	Western Mich.	60 70
												164	H	Dartmouth	61 40
												210	A	UMKC	72 67
												213	A	Eastern Ill.	67 51
												263	H	Bowling Green	84 76
												274	A	Indiana St.	58 51
												274	H	Indiana St.	65 55
												297	H	Vermont	78 76
												320	A	Evansville	71 61
												320	H	Evansville	77 47
												332	A	Detroit Mercy	89 60
												339	A	SIUE	63 50
												348	A	Chicago St.	98 53
LAST 10 Division I															
149	H	Valparaiso	57 70	27	A	Drake	52 80								
36	A	Bradley	50 71	75	A	UNI	50 70								
86	A	Illinois St.	85 86	149	A	Valparaiso	64 66								
320	H	Evansville	77 47	86	H	Illinois St.	69 64								
274	H	Indiana St.	65 55	36	H	Bradley	47 60								

Non-Div I Games:

Loyola Chicago

■ Loss,
 ■ Non-Conf,
 ■ S Site,
 ■ H Home
 ■ A Away
 N Neutral

Loyola Maryland

Through Games Of Feb. 23, 2020

Average RPI Win:	232	WON-LOST	WINNING	LAST 10	STRENGTH OF	OPP. STRENGTH	TEAM	ADJ.	CONF.	ADJ CONF.
Average RPI Loss:	145	RECORD	PCT. RANK	GAMES	SCHEDULE	OF SCHEDULE	RPI	RPI	RPI	RPI
DIV. I ONLY	7- 19	297	4-6	130	166	264	264	15	15	
DIV. I NON-CONF.	3- 8	268	0	159	179	247	247	15	15	
TOTALS	RPI 1-25	RPI 26-50	W-L RECORDS	RPI 51-100	RPI 101-150	RPI 150+				
7- 19	0- 2	0- 0	OVERALL	1- 3	0- 6	6- 8				
5- 6	0- 0	0- 0	HOME	1- 1	0- 3	4- 2				
2- 12	0- 2	0- 0	AWAY	0- 2	0- 3	2- 5				
0- 1	0- 0	0- 0	NEUTRAL	0- 0	0- 0	0- 1				
3- 8	0- 2	0- 0	NON-CONFERENCE	0- 0	0- 2	3- 4				
2- 1	0- 0	0- 0	HOME	0- 0	0- 0	2- 1				
1- 6	0- 2	0- 0	AWAY	0- 0	0- 2	1- 2				
0- 1	0- 0	0- 0	NEUTRAL	0- 0	0- 0	0- 1				
4- 11	0- 0	0- 0	CONFERENCE	1- 3	0- 4	3- 4				
3- 5	0- 0	0- 0	HOME	1- 1	0- 3	2- 1				
1- 6	0- 0	0- 0	AWAY	0- 2	0- 1	1- 3				
0- 0	0- 0	0- 0	NEUTRAL	0- 0	0- 0	0- 0				

RPI 1-25				RPI 26-50				RPI 51-100				RPI 101+ Team's RPI: 264			
RPI	S	Opponent	Score	RPI	S	Opponent	Score	RPI	S	Opponent	Score	RPI	S	Opponent	Score
3	A	Maryland	45 105					61	A	Bucknell	42 66	114	A	Notre Dame	60 84
8	A	Northwestern	46 67					61	H	Bucknell	60 50	126	H	Holy Cross	56 64
								89	A	Colgate	70 79	133	H	Lehigh	53 55
								89	H	Colgate	74 76	135	A	Boston U.	42 44
												135	H	Boston U.	39 41
												140	A	Mt. St. Mary's	75 81
												154	N	Wright St.	51 66
												164	H	Dartmouth	72 56
												172	A	Lafayette	52 55
												172	H	Lafayette	65 76
												181	A	American	44 63
												181	H	American	56 47
												201	A	Fla. Atlantic	61 72
												241	H	Howard	69 75
												294	A	Army West Point	55 75
												294	H	Army West Point	68 59
												300	H	Monmouth	64 48
												306	A	Navy	50 44
												310	A	St. Francis Brooklyn	78 89
												317	A	Fairleigh Dickinson	75 46
LAST 10 Division I															
172	H	Lafayette	65 76	306	A	Navy	50 44								
294	A	Army West Point	55 75	135	H	Boston U.	39 41								
89	A	Colgate	70 79	61	H	Bucknell	60 50								
181	H	American	56 47	181	A	American	44 63								
61	A	Bucknell	42 66	294	H	Army West Point	68 59								

Non-Div I Games:

Loyola Maryland

Loss, Non-Conf, S Site, H Home A Away N Neutral

Maine

Through Games Of Feb. 23, 2020

Average RPI Win:	252	WON-LOST	WINNING	LAST 10	STRENGTH OF	OPP. STRENGTH	TEAM	ADJ.	CONF.	ADJ CONF.
Average RPI Loss:	119	RECORD	PCT. RANK	GAMES	SCHEDULE	OF SCHEDULE	RPI	RPI	RPI	RPI
DIV. I ONLY	13- 14	182	7-3	144	219	184	184	27	27	
DIV. I NON-CONF.	3- 10	282	0	84	30	225	225	28	28	
TOTALS	RPI 1-25	RPI 26-50	W-L RECORDS	RPI 51-100	RPI 101-150	RPI 150+				
13- 14	0- 1	0- 3	OVERALL	1- 3	1- 2	11- 5				
9- 4	0- 0	0- 0	HOME	1- 1	1- 2	7- 1				
4- 7	0- 1	0- 1	AWAY	0- 1	0- 0	4- 4				
0- 3	0- 0	0- 2	NEUTRAL	0- 1	0- 0	0- 0				
3- 10	0- 1	0- 3	NON-CONFERENCE	0- 2	1- 2	2- 2				
2- 3	0- 0	0- 0	HOME	0- 1	1- 2	1- 0				
1- 4	0- 1	0- 1	AWAY	0- 0	0- 0	1- 2				
0- 3	0- 0	0- 2	NEUTRAL	0- 1	0- 0	0- 0				
10- 4	0- 0	0- 0	CONFERENCE	1- 1	0- 0	9- 3				
7- 1	0- 0	0- 0	HOME	1- 0	0- 0	6- 1				
3- 3	0- 0	0- 0	AWAY	0- 1	0- 0	3- 2				
0- 0	0- 0	0- 0	NEUTRAL	0- 0	0- 0	0- 0				

RPI 1-25				RPI 26-50				RPI 51-100				RPI 101+ Team's RPI: 184			
RPI	S	Opponent	Score	RPI	S	Opponent	Score	RPI	S	Opponent	Score	RPI	S	Opponent	Score
20	A	NC State	34 62	27	N	Drake	62 94	53	N	Dayton	49 78	127	H	Northeastern	58 66
				28	N	Arizona St.	31 57	60	A	Stony Brook	69 73	129	H	Green Bay	61 60
				43	A	Drexel	57 70	60	H	Stony Brook	64 62	135	H	Boston U.	49 62
								97	H	Harvard	40 69	164	A	Dartmouth	41 57
												167	A	Binghamton	63 73
												167	H	Binghamton	75 65
												180	A	Delaware	69 56
												220	A	Brown	70 76
												235	A	UMass Lowell	57 66
												235	H	UMass Lowell	77 53
												268	H	New Hampshire	67 50
												287	H	UMBC	54 74
												297	A	Vermont	65 47
												297	H	Vermont	70 59
												306	H	Navy	46 41
												322	A	Albany (NY)	65 44
												322	H	Albany (NY)	60 49
												347	A	Hartford	69 52
												347	H	Hartford	87 73
LAST 10 Division I															
				60	H	Stony Brook	64 62	347	A	Hartford	69 52				
				322	A	Albany (NY)	65 44	287	H	UMBC	54 74				
				235	H	UMass Lowell	77 53	297	A	Vermont	65 47				
				167	H	Binghamton	75 65	167	A	Binghamton	63 73				
				297	H	Vermont	70 59	235	A	UMass Lowell	57 66				

Non-Div I Games: Husson 104 43

Maine

■ Loss,
 ■ Non-Conf,
 ■ S Site,
 ■ H Home
 ■ A Away
 N Neutral

Average RPI Win:	279	WON-LOST	WINNING	LAST 10	STRENGTH OF	OPP. STRENGTH	TEAM	ADJ.	CONF.	ADJ CONF.
Average RPI Loss:	137	RECORD	PCT. RANK	GAMES	SCHEDULE	OF SCHEDULE	RPI	RPI	RPI	RPI
DIV. I ONLY	12- 14	197	5-5	183	277	207	207	24	24	
DIV. I NON-CONF.	3- 6	235	0	99	217	204	204	25	25	
TOTALS	RPI 1-25	RPI 26-50	W-L RECORDS	RPI 51-100	RPI 101-150	RPI 150+				
12- 14	0- 0	0- 0	OVERALL	0- 8	0- 1	12- 5				
7- 5	0- 0	0- 0	HOME	0- 3	0- 1	7- 1				
5- 9	0- 0	0- 0	AWAY	0- 5	0- 0	5- 4				
0- 0	0- 0	0- 0	NEUTRAL	0- 0	0- 0	0- 0				
3- 6	0- 0	0- 0	NON-CONFERENCE	0- 4	0- 1	3- 1				
2- 2	0- 0	0- 0	HOME	0- 1	0- 1	2- 0				
1- 4	0- 0	0- 0	AWAY	0- 3	0- 0	1- 1				
0- 0	0- 0	0- 0	NEUTRAL	0- 0	0- 0	0- 0				
9- 8	0- 0	0- 0	CONFERENCE	0- 4	0- 0	9- 4				
5- 3	0- 0	0- 0	HOME	0- 2	0- 0	5- 1				
4- 5	0- 0	0- 0	AWAY	0- 2	0- 0	4- 3				
0- 0	0- 0	0- 0	NEUTRAL	0- 0	0- 0	0- 0				

RPI 1-25				RPI 26-50				RPI 51-100				RPI 101+				Team's RPI: 207	
RPI	S	Opponent	Score	RPI	S	Opponent	Score	RPI	S	Opponent	Score	RPI	S	Opponent	Score		
								60	A	Stony Brook	54	59	134	H	Duquesne	65	76
								62	A	Marist	53	74	164	H	Dartmouth	70	58
								62	H	Marist	66	71	172	A	Lafayette	53	60
								72	A	Villanova	51	63	189	A	Quinnipiac	58	70
								84	H	Fordham	45	51	189	H	Quinnipiac	77	62
								87	A	Nebraska	51	71	222	H	Iona	54	32
								90	A	Rider	53	76	239	A	Fairfield	47	87
								90	H	Rider	50	55	277	A	Niagara	75	61
													277	H	Niagara	68	65
													279	A	Siena	80	50
													279	H	Siena	49	59
													294	H	Army West Point	86	56
													300	A	Monmouth	60	62
													317	A	Fairleigh Dickinson	62	61
													323	A	Saint Peter's	85	52
													323	H	Saint Peter's	68	64
													340	A	Canisius	63	56
													340	H	Canisius	68	50
LAST 10 Division I																	
				277	A	Niagara	75	61		279	H	Siena	49	59			
				340	A	Canisius	63	56		323	H	Saint Peter's	68	64			
				90	H	Rider	50	55		90	A	Rider	53	76			
				189	H	Quinnipiac	77	62		222	H	Iona	54	32			
				62	A	Marist	53	74		239	A	Fairfield	47	87			

Non-Div I Games:

Manhattan

■ Loss,
 ■ Non-Conf,
 ■ S Site,
 ■ H Home
 ■ A Away
 N Neutral

Average RPI Win: 235	WON-LOST	WINNING	LAST 10	STRENGTH OF	OPP. STRENGTH	TEAM	ADJ.	CONF.	ADJ CONF.
Average RPI Loss: 90	RECORD	PCT. RANK	GAMES	SCHEDULE	OF SCHEDULE	RPI	RPI	RPI	RPI
DIV. I ONLY	21- 4	20	9-1	206	247	62	62	24	24
DIV. I NON-CONF.	7- 2	53	0	67	100	36	36	25	25
TOTALS	RPI 1-25	RPI 26-50	W-L RECORDS	RPI 51-100	RPI 101-150	RPI 150+			
21- 4	0- 2	0- 0	OVERALL	1- 1	4- 0	16- 1			
9- 2	0- 1	0- 0	HOME	0- 1	1- 0	8- 0			
10- 2	0- 1	0- 0	AWAY	1- 0	2- 0	7- 1			
2- 0	0- 0	0- 0	NEUTRAL	0- 0	1- 0	1- 0			
7- 2	0- 2	0- 0	NON-CONFERENCE	0- 0	4- 0	3- 0			
3- 1	0- 1	0- 0	HOME	0- 0	1- 0	2- 0			
2- 1	0- 1	0- 0	AWAY	0- 0	2- 0	0- 0			
2- 0	0- 0	0- 0	NEUTRAL	0- 0	1- 0	1- 0			
14- 2	0- 0	0- 0	CONFERENCE	1- 1	0- 0	13- 1			
6- 1	0- 0	0- 0	HOME	0- 1	0- 0	6- 0			
8- 1	0- 0	0- 0	AWAY	1- 0	0- 0	7- 1			
0- 0	0- 0	0- 0	NEUTRAL	0- 0	0- 0	0- 0			

RPI 1-25				RPI 26-50				RPI 51-100 Team's RPI: 62				RPI 101+			
RPI	S	Opponent	Score	RPI	S	Opponent	Score	RPI	S	Opponent	Score	RPI	S	Opponent	Score
14	H	Princeton	50 62					90	A	Rider	63 58	105	A	UT Arlington	73 57
18	A	Central Mich.	54 77					90	H	Rider	72 76	129	H	Green Bay	72 60
												135	A	Boston U.	89 75
												144	N	North Florida	69 54
												174	H	Elon	63 55
												189	H	Quinnipiac	73 60
												207	A	Manhattan	71 66
												207	H	Manhattan	74 53
												222	A	Iona	73 56
												239	A	Fairfield	48 52
												251	N	Lipscomb	74 63
												277	A	Niagara	94 67
												277	H	Niagara	82 57
												279	A	Siena	78 55
												300	A	Monmouth	74 53
												300	H	Monmouth	76 66
												322	H	Albany (NY)	76 52
												323	A	Saint Peter's	82 60
												323	H	Saint Peter's	96 76
												340	A	Canisius	90 59
												340	H	Canisius	86 72
LAST 10 Division I															
323	A	Saint Peter's	82 60	222	A	Iona	73 56								
279	A	Siena	78 55	277	H	Niagara	82 57								
340	H	Canisius	86 72	239	A	Fairfield	48 52								
90	A	Rider	63 58	300	A	Monmouth	74 53								
207	H	Manhattan	74 53	189	H	Quinnipiac	73 60								

Non-Div I Games:

Marist

■ Loss,
 ■ Non-Conf,
 ■ S Site,
 ■ H Home
 ■ A Away
 N Neutral

Average RPI Win:	158	WON-LOST	WINNING	LAST 10	STRENGTH OF	OPP. STRENGTH	TEAM	ADJ.	CONF.	ADJ CONF.
Average RPI Loss:	46	RECORD	PCT. RANK	GAMES	SCHEDULE	OF SCHEDULE	RPI	RPI	RPI	RPI
DIV. I ONLY	21- 7	42	8-2	96	65	37	37	6	6	
DIV. I NON-CONF.	9- 2	37	0	70	72	39	39	6	6	
TOTALS	RPI 1-25	RPI 26-50	W-L RECORDS	RPI 51-100	RPI 101-150	RPI 150+				
21- 7	0- 3	1- 1	OVERALL	8- 3	1- 0	11- 0				
12- 2	0- 2	1- 0	HOME	6- 0	0- 0	5- 0				
8- 5	0- 1	0- 1	AWAY	2- 3	1- 0	5- 0				
1- 0	0- 0	0- 0	NEUTRAL	0- 0	0- 0	1- 0				
9- 2	0- 2	0- 0	NON-CONFERENCE	3- 0	1- 0	5- 0				
4- 2	0- 2	0- 0	HOME	2- 0	0- 0	2- 0				
4- 0	0- 0	0- 0	AWAY	1- 0	1- 0	2- 0				
1- 0	0- 0	0- 0	NEUTRAL	0- 0	0- 0	1- 0				
12- 5	0- 1	1- 1	CONFERENCE	5- 3	0- 0	6- 0				
8- 0	0- 0	1- 0	HOME	4- 0	0- 0	3- 0				
4- 5	0- 1	0- 1	AWAY	1- 3	0- 0	3- 0				
0- 0	0- 0	0- 0	NEUTRAL	0- 0	0- 0	0- 0				

RPI 1-25				RPI 26-50				Team's RPI: 37				RPI 51-100				RPI 101+			
RPI	S	Opponent	Score	RPI	S	Opponent	Score	RPI	S	Opponent	Score	RPI	S	Opponent	Score	RPI	S	Opponent	Score
8	H	Northwestern	56 64	42	A	Creighton	62 72	57	H	Belmont	53 51	129	A	Green Bay	60 47				
15	H	Mississippi St.	68 74	42	H	Creighton	52 50	63	A	St. John's (NY)	67 57	166	A	Saint Mary's (CA)	77 63				
22	A	DePaul	71 89					63	H	St. John's (NY)	94 85	169	A	Providence	60 50				
								72	A	Villanova	47 61	169	H	Providence	85 55				
								72	H	Villanova	57 52	236	A	Milwaukee	78 56				
								76	A	Seton Hall	60 72	240	A	Georgetown	76 56				
								76	H	Seton Hall	81 60	240	H	Georgetown	73 51				
								82	A	South Dakota St.	65 58	246	H	Morgan St.	70 48				
								86	H	Illinois St.	58 41	252	A	Xavier	80 60				
								88	A	Butler	55 61	252	H	Xavier	61 48				
								88	H	Butler	76 54	272	N	Tulsa	61 60				
												310	H	St. Francis Brooklyn	92 71				
LAST 10 Division I																			
240	A	Georgetown	76 56	76	A	Seton Hall	60 72												
72	A	Villanova	47 61	42	H	Creighton	52 50												
88	H	Butler	76 54	169	H	Providence	85 55												
252	H	Xavier	61 48	72	H	Villanova	57 52												
63	A	St. John's (NY)	67 57	240	H	Georgetown	73 51												

Non-Div I Games:

Marquette

Marshall

Through Games Of Feb. 23, 2020

Average RPI Win:	234	WON-LOST	WINNING	LAST 10	STRENGTH OF	OPP. STRENGTH	TEAM	ADJ.	CONF.	ADJ CONF.
Average RPI Loss:	130	RECORD	PCT. RANK	GAMES	SCHEDULE	OF SCHEDULE	RPI	RPI	RPI	RPI
DIV. I ONLY	9- 15	248	4-6	164	145	228	228	13	13	
DIV. I NON-CONF.	3- 6	235	0	330	211	313	313	16	16	
TOTALS	RPI 1-25	RPI 26-50	W-L RECORDS	RPI 51-100	RPI 101-150	RPI 150+				
9- 15	0- 0	0- 7	OVERALL	0- 2	1- 0	8- 6				
6- 6	0- 0	0- 2	HOME	0- 1	1- 0	5- 3				
3- 9	0- 0	0- 5	AWAY	0- 1	0- 0	3- 3				
0- 0	0- 0	0- 0	NEUTRAL	0- 0	0- 0	0- 0				
3- 6	0- 0	0- 2	NON-CONFERENCE	0- 0	0- 0	3- 4				
2- 2	0- 0	0- 0	HOME	0- 0	0- 0	2- 2				
1- 4	0- 0	0- 2	AWAY	0- 0	0- 0	1- 2				
0- 0	0- 0	0- 0	NEUTRAL	0- 0	0- 0	0- 0				
6- 9	0- 0	0- 5	CONFERENCE	0- 2	1- 0	5- 2				
4- 4	0- 0	0- 2	HOME	0- 1	1- 0	3- 1				
2- 5	0- 0	0- 3	AWAY	0- 1	0- 0	2- 1				
0- 0	0- 0	0- 0	NEUTRAL	0- 0	0- 0	0- 0				

RPI S	Opponent	Score	RPI S	Opponent	Score	RPI S	Opponent	Score	RPI S	Opponent	Score	Team's RPI: 228
26	A Old Dominion	46 57	26	H Old Dominion	54 64	58	H Middle Tenn.	55 75	122	H UAB	61 56	
31	A Western Ky.	65 79	31	H Western Ky.	65 74	68	A Rice	43 81	176	A Towson	56 59	
44	A Rutgers	41 66	44	A Rutgers	41 66				187	H Norfolk St.	75 69	
47	A Ohio	51 67	47	A Ohio	51 67				201	H Fla. Atlantic	85 75	
49	A Charlotte	46 52	49	A Charlotte	46 52				203	A Southern Miss.	80 65	
									221	H UTEP	76 66	
									246	H Morgan St.	52 57	
									257	A North Texas	68 59	
									263	H Bowling Green	69 82	
									267	A Louisiana Tech	50 60	
									274	A Indiana St.	72 60	
									304	H FIU	65 68	
									311	H UTSA	66 53	
									320	A Evansville	62 66	
									331	H Coppin St.	60 47	
LAST 10 Division I												
26	H Old Dominion	54 64	203	A Southern Miss.	80 65							
31	A Western Ky.	65 79	201	H Fla. Atlantic	85 75							
221	H UTEP	76 66	304	H FIU	65 68							
311	H UTSA	66 53	31	H Western Ky.	65 74							
267	A Louisiana Tech	50 60	26	A Old Dominion	46 57							

Non-Div I Games: Alderson Broadus 85 41 Ky. Christian 89 40

Marshall

Loss, Non-Conf, S Site, H Home A Away N Neutral

Average RPI Win: 113	WON-LOST	WINNING	LAST 10	STRENGTH OF	OPP. STRENGTH	TEAM	ADJ.	CONF.	ADJ CONF.
Average RPI Loss: 10	RECORD	PCT. RANK	GAMES	SCHEDULE	OF SCHEDULE	RPI	RPI	RPI	RPI
DIV. I ONLY	23- 4	17	10-0	9	8	3	3	2	2
DIV. I NON-CONF.	9- 2	37	0	87	67	37	37	1	1
TOTALS	RPI 1-25	RPI 26-50	W-L RECORDS	RPI 51-100	RPI 101-150	RPI 150+			
23- 4	6- 4	4- 0	OVERALL	3- 0	2- 0	8- 0			
13- 1	4- 1	2- 0	HOME	2- 0	1- 0	4- 0			
8- 3	2- 3	2- 0	AWAY	0- 0	1- 0	3- 0			
2- 0	0- 0	0- 0	NEUTRAL	1- 0	0- 0	1- 0			
9- 2	0- 2	1- 0	NON-CONFERENCE	1- 0	1- 0	6- 0			
5- 1	0- 1	0- 0	HOME	0- 0	1- 0	4- 0			
2- 1	0- 1	1- 0	AWAY	0- 0	0- 0	1- 0			
2- 0	0- 0	0- 0	NEUTRAL	1- 0	0- 0	1- 0			
14- 2	6- 2	3- 0	CONFERENCE	2- 0	1- 0	2- 0			
8- 0	4- 0	2- 0	HOME	2- 0	0- 0	0- 0			
6- 2	2- 2	1- 0	AWAY	0- 0	1- 0	2- 0			
0- 0	0- 0	0- 0	NEUTRAL	0- 0	0- 0	0- 0			

RPI	S	Opponent	Score	RPI	S	Opponent	Score	RPI	S	Opponent	Score	RPI	S	Opponent	Score
1	H	South Carolina	54 63	30	A	Michigan	77 49	57	N	Belmont	90 26	139	A	Wisconsin	85 56
8	A	Northwestern	58 81	30	H	Michigan	70 55	87	H	Nebraska	87 69	141	H	George Washington	88 54
8	H	Northwestern	70 61	40	A	James Madison	70 68	92	H	Michigan St.	94 53	180	H	Delaware	99 55
9	A	Iowa	61 66	44	H	Rutgers	79 50					188	A	Illinois	79 60
9	H	Iowa	93 59									189	H	Quinnipiac	107 52
19	A	Indiana	79 69									205	A	Penn St.	106 69
19	H	Indiana	76 62									223	N	Clemson	63 44
20	A	NC State	59 66									264	H	Loyola Maryland	105 45
21	A	Ohio St.	85 65									281	H	Wagner	119 56
21	H	Ohio St.	72 62									312	A	Georgia St.	114 41
LAST 10 Division I															
139	A	Wisconsin	85 56	92	H	Michigan St.	94 53								
205	A	Penn St.	106 69	21	A	Ohio St.	85 65								
9	H	Iowa	93 59	8	H	Northwestern	70 61								
44	H	Rutgers	79 50	188	A	Illinois	79 60								
19	A	Indiana	79 69	19	H	Indiana	76 62								

Non-Div I Games:

Maryland

Massachusetts

Through Games Of Feb. 23, 2020

Average RPI Win:	208	WON-LOST	WINNING	LAST 10	STRENGTH OF	OPP. STRENGTH	TEAM	ADJ.	CONF.	ADJ CONF.
Average RPI Loss:	133	RECORD	PCT. RANK	GAMES	SCHEDULE	OF SCHEDULE	RPI	RPI	RPI	RPI
DIV. I ONLY	16- 10	95	3-7	224	147	148	148	12	12	
DIV. I NON-CONF.	9- 3	63	0	288	265	141	141	11	11	
TOTALS	RPI 1-25	RPI 26-50	W-L RECORDS	RPI 51-100	RPI 101-150	RPI 150+				
16- 10	0- 0	0- 0	OVERALL	0- 4	6- 2	10- 4				
9- 5	0- 0	0- 0	HOME	0- 2	3- 1	6- 2				
7- 5	0- 0	0- 0	AWAY	0- 2	3- 1	4- 2				
0- 0	0- 0	0- 0	NEUTRAL	0- 0	0- 0	0- 0				
9- 3	0- 0	0- 0	NON-CONFERENCE	0- 1	2- 0	7- 2				
5- 2	0- 0	0- 0	HOME	0- 0	1- 0	4- 2				
4- 1	0- 0	0- 0	AWAY	0- 1	1- 0	3- 0				
0- 0	0- 0	0- 0	NEUTRAL	0- 0	0- 0	0- 0				
7- 7	0- 0	0- 0	CONFERENCE	0- 3	4- 2	3- 2				
4- 3	0- 0	0- 0	HOME	0- 2	2- 1	2- 0				
3- 4	0- 0	0- 0	AWAY	0- 1	2- 1	1- 2				
0- 0	0- 0	0- 0	NEUTRAL	0- 0	0- 0	0- 0				

RPI S	Opponent	Score	RPI S	Opponent	Score	RPI S	Opponent	Score	RPI S	Opponent	Score	Team's RPI: 148
						53	H Dayton	51 52	102	H VCU	46 61	
						63	A St. John's (NY)	71 82	112	H Richmond	64 50	
						84	H Fordham	64 69	126	H Holy Cross	75 72	
						93	A Saint Louis	56 71	131	A Davidson	70 62	
									131	H Davidson	61 48	
									134	A Duquesne	81 77	
									135	A Boston U.	58 45	
									141	A George Washington	47 50	
									169	H Providence	63 72	
									170	H La Salle	76 62	
									183	H Merrimack	64 79	
									208	A Rhode Island	66 69	
									220	H Brown	95 42	
									222	A Iona	65 51	
									225	H Saint Joseph's	61 43	
									230	A George Mason	56 73	
									235	A UMass Lowell	74 58	
									268	H New Hampshire	67 65	
									279	H Siena	61 55	
									293	A St. Bonaventure	62 52	
									297	A Vermont	83 49	
									347	H Hartford	74 48	
LAST 10 Division I												
			131	H Davidson	61 48		131	A Davidson	70 62			
			93	A Saint Louis	56 71		112	H Richmond	64 50			
			53	H Dayton	51 52		141	A George Washington	47 50			
			84	H Fordham	64 69		102	H VCU	46 61			
			230	A George Mason	56 73		208	A Rhode Island	66 69			

Non-Div I Games: Southern Conn. St. 86 43

Massachusetts

Loss, Non-Conf, S Site, H Home A Away N Neutral

McNeese

Through Games Of Feb. 23, 2020

Average RPI Win: 334	WON-LOST	WINNING	LAST 10	STRENGTH OF	OPP. STRENGTH	TEAM	ADJ.	CONF.	ADJ CONF.
Average RPI Loss: 190	RECORD	PCT. RANK	GAMES	SCHEDULE	OF SCHEDULE	RPI	RPI	RPI	RPI
DIV. I ONLY	3- 20	328	1-9	272	304	342	342	23	23
DIV. I NON-CONF.	1- 6	318	0	148	307	312	312	24	24
TOTALS	RPI 1-25	RPI 26-50	W-L RECORDS	RPI 51-100	RPI 101-150	RPI 150+			
3- 20	0- 0	0- 1	OVERALL	0- 3	0- 2	3- 14			
3- 8	0- 0	0- 0	HOME	0- 2	0- 1	3- 5			
0- 12	0- 0	0- 1	AWAY	0- 1	0- 1	0- 9			
0- 0	0- 0	0- 0	NEUTRAL	0- 0	0- 0	0- 0			
1- 6	0- 0	0- 1	NON-CONFERENCE	0- 1	0- 1	1- 3			
1- 1	0- 0	0- 0	HOME	0- 1	0- 0	1- 0			
0- 5	0- 0	0- 1	AWAY	0- 0	0- 1	0- 3			
0- 0	0- 0	0- 0	NEUTRAL	0- 0	0- 0	0- 0			
2- 14	0- 0	0- 0	CONFERENCE	0- 2	0- 1	2- 11			
2- 7	0- 0	0- 0	HOME	0- 1	0- 1	2- 5			
0- 7	0- 0	0- 0	AWAY	0- 1	0- 0	0- 6			
0- 0	0- 0	0- 0	NEUTRAL	0- 0	0- 0	0- 0			

RPI S	Opponent	Score	RPI S	Opponent	Score	RPI S	Opponent	Score	RPI S	Opponent	Score	Team's RPI: 342
35	A Arkansas	58 101	68	H Rice	50 81	117	H Abilene Christian	73 90	122	A UAB	70 97	
			95	A SFA	51 82	153	A Sam Houston St.	59 92	157	A New Orleans	59 78	
			96	H A&M-Corpus Christi	59 73	157	H New Orleans	59 85	206	A Louisiana	55 75	
						219	A SMU	60 81	237	H Southeastern La.	67 74	
						242	A Central Ark.	49 70	242	H Central Ark.	57 70	
						258	A Incarnate Word	56 73	258	H Incarnate Word	71 72	
						266	A Nicholls St.	63 79	267	A Louisiana Tech	54 79	
						270	H Lamar University	69 87	316	H Houston Baptist	88 72	
						337	A Northwestern St.	60 70	337	H Northwestern St.	61 51	
						350	H La.-Monroe	72 69				
LAST 10 Division I												
157	H New Orleans	59 85	270	H Lamar University	69 87							
258	H Incarnate Word	71 72	266	A Nicholls St.	63 79							
337	A Northwestern St.	60 70	316	H Houston Baptist	88 72							
242	A Central Ark.	49 70	237	H Southeastern La.	67 74							
96	H A&M-Corpus Christi	59 73	157	A New Orleans	59 78							

Non-Div I Games: Centenary (LA) 116 37 LSU-Shreveport 81 77

McNeese

Loss, Non-Conf, S Site, H Home A Away N Neutral

**M
e
m
p
h
i
s**

M
e
m
p
h
i
s

Memphis

Page 162

Mercer

Through Games Of Feb. 23, 2020

Average RPI Win: 265	WON-LOST	WINNING	LAST 10	STRENGTH OF	OPP. STRENGTH	TEAM	ADJ.	CONF.	ADJ CONF.
Average RPI Loss: 185	RECORD	PCT. RANK	GAMES	SCHEDULE	OF SCHEDULE	RPI	RPI	RPI	RPI
DIV. I ONLY	5- 21	319	3-7	276	230	327	327	26	26
DIV. I NON-CONF.	2- 12	318	0	223	213	315	315	22	22
TOTALS	RPI 1-25	RPI 26-50	W-L RECORDS	RPI 51-100	RPI 101-150	RPI 150+			
5- 21	0- 0	0- 1	OVERALL	0- 3	0- 3	5- 14			
4- 7	0- 0	0- 1	HOME	0- 0	0- 0	4- 6			
1- 14	0- 0	0- 0	AWAY	0- 3	0- 3	1- 8			
0- 0	0- 0	0- 0	NEUTRAL	0- 0	0- 0	0- 0			
2- 12	0- 0	0- 1	NON-CONFERENCE	0- 3	0- 2	2- 6			
1- 5	0- 0	0- 1	HOME	0- 0	0- 0	1- 4			
1- 7	0- 0	0- 0	AWAY	0- 3	0- 2	1- 2			
0- 0	0- 0	0- 0	NEUTRAL	0- 0	0- 0	0- 0			
3- 9	0- 0	0- 0	CONFERENCE	0- 0	0- 1	3- 8			
3- 2	0- 0	0- 0	HOME	0- 0	0- 0	3- 2			
0- 7	0- 0	0- 0	AWAY	0- 0	0- 1	0- 6			
0- 0	0- 0	0- 0	NEUTRAL	0- 0	0- 0	0- 0			

RPI 1-25			RPI 26-50			RPI 51-100			RPI 101+			Team's RPI: 327			
RPI	S	Opponent	Score	RPI	S	Opponent	Score	RPI	S	Opponent	Score				
				31	H	Western Ky.	62 75	65	A	Alabama	56 111	125	A	Columbia	48 77
								67	A	Yale	60 68	130	A	Florida	50 71
								71	A	Georgia	60 76	132	A	UNC Greensboro	51 67
												168	H	Jacksonville	83 87
												175	A	Samford	64 72
												175	H	Samford	54 60
												193	H	Gardner-Webb	62 65
												195	A	Chattanooga	52 58
												195	H	Chattanooga	55 48
												212	A	Furman	49 62
												212	H	Furman	61 55
												216	A	Kennesaw St.	64 92
												223	H	Clemson	61 65
												238	A	Appalachian St.	68 77
												275	A	Wofford	49 77
												275	H	Wofford	54 53
												284	H	Eastern Ky.	60 61
												290	A	ETSU	54 56
												290	H	ETSU	66 72
												298	H	Ga. Southern	62 52
												338	A	Western Caro.	40 51
												346	A	South Carolina St.	66 55
LAST 10 Division I															
				290	A	ETSU	54 56	338	A	Western Caro.	40 51				
				195	A	Chattanooga	52 58	132	A	UNC Greensboro	51 67				
				175	H	Samford	54 60	195	H	Chattanooga	55 48				
				212	H	Furman	61 55	290	H	ETSU	66 72				
				275	H	Wofford	54 53	175	A	Samford	64 72				

Non-Div I Games: LaGrange 74 47

Mercer

Loss, Non-Conf, S Site, H Home A Away N Neutral

Average RPI Win:	278	WON-LOST	WINNING	LAST 10	STRENGTH OF	OPP. STRENGTH	TEAM	ADJ.	CONF.	ADJ CONF.
Average RPI Loss:	183	RECORD	PCT. RANK	GAMES	SCHEDULE	OF SCHEDULE	RPI	RPI	RPI	RPI
DIV. I ONLY	16- 9	83	8-2	313	335	183	183	30	30	
DIV. I NON-CONF.	5- 4	140	0	237	225	172	172	30	30	
TOTALS	RPI 1-25	RPI 26-50	W-L RECORDS	RPI 51-100	RPI 101-150	RPI 150+				
16- 9	0- 0	0- 0	OVERALL	0- 0	2- 5	14- 4				
9- 3	0- 0	0- 0	HOME	0- 0	1- 2	8- 1				
7- 6	0- 0	0- 0	AWAY	0- 0	1- 3	6- 3				
0- 0	0- 0	0- 0	NEUTRAL	0- 0	0- 0	0- 0				
5- 4	0- 0	0- 0	NON-CONFERENCE	0- 0	1- 2	4- 2				
3- 1	0- 0	0- 0	HOME	0- 0	0- 1	3- 0				
2- 3	0- 0	0- 0	AWAY	0- 0	1- 1	1- 2				
0- 0	0- 0	0- 0	NEUTRAL	0- 0	0- 0	0- 0				
11- 5	0- 0	0- 0	CONFERENCE	0- 0	1- 3	10- 2				
6- 2	0- 0	0- 0	HOME	0- 0	1- 1	5- 1				
5- 3	0- 0	0- 0	AWAY	0- 0	0- 2	5- 1				
0- 0	0- 0	0- 0	NEUTRAL	0- 0	0- 0	0- 0				

RPI 1-25				RPI 26-50				RPI 51-100				RPI 101+				Team's RPI: 183		
RPI	S	Opponent	Score	RPI	S	Opponent	Score	RPI	S	Opponent	Score	RPI	S	Opponent	Score			
												126	A	Holy Cross	42	68		
												128	A	Robert Morris	50	72		
												128	H	Robert Morris	62	68		
												133	H	Lehigh	68	72		
												140	A	Mt. St. Mary's	53	62		
												140	H	Mt. St. Mary's	76	55		
												148	A	Massachusetts	79	64		
												164	A	Dartmouth	52	57		
												188	A	Illinois	72	75		
												220	A	Brown	72	57		
												235	H	UMass Lowell	73	50		
												268	H	New Hampshire	64	54		
												276	A	Saint Francis (PA)	71	56		
												281	H	Wagner	55	44		
												297	H	Vermont	78	53		
												308	A	Sacred Heart	60	63		
												308	H	Sacred Heart	59	45		
												310	H	St. Francis Brooklyn	80	54		
												317	A	Fairleigh Dickinson	84	66		
												317	H	Fairleigh Dickinson	62	51		
LAST 10 Division I																		
				140	A	Mt. St. Mary's	53	62	330	A	LIU Brooklyn	66	63	324	A	Bryant	61	53
				308	H	Sacred Heart	59	45	310	H	St. Francis Brooklyn	80	54	324	H	Bryant	78	66
				324	A	Bryant	61	53	330	H	LIU Brooklyn	60	68	330	A	LIU Brooklyn	66	63
				281	H	Wagner	55	44	317	H	Fairleigh Dickinson	62	51	330	H	LIU Brooklyn	60	68
				317	A	Fairleigh Dickinson	84	66	276	A	Saint Francis (PA)	71	56	349	A	Central Conn. St.	65	56

Non-Div I Games: Eastern Nazarene 82 50 Fisher 81 42

Merrimack

■ Loss,
 ■ Non-Conf, S Site,
 ■ Home
 ■ Away
 N Neutral

Average RPI Win:	150	WON-LOST	WINNING	LAST 10	STRENGTH OF	OPP. STRENGTH	TEAM	ADJ.	CONF.	ADJ CONF.
Average RPI Loss:	44	RECORD	PCT. RANK	GAMES	SCHEDULE	OF SCHEDULE	RPI	RPI	RPI	RPI
DIV. I ONLY	13- 14	182	3-7	15	60	100	100	5	5	
DIV. I NON-CONF.	8- 3	68	0	15	103	46	46	4	4	
TOTALS	RPI 1-25	RPI 26-50	W-L RECORDS	RPI 51-100	RPI 101-150	RPI 150+				
13- 14	0- 7	0- 3	OVERALL	3- 2	3- 2	7- 0				
11- 6	0- 5	0- 1	HOME	3- 0	3- 0	5- 0				
1- 8	0- 2	0- 2	AWAY	0- 2	0- 2	1- 0				
1- 0	0- 0	0- 0	NEUTRAL	0- 0	0- 0	1- 0				
8- 3	0- 3	0- 0	NON-CONFERENCE	1- 0	2- 0	5- 0				
7- 2	0- 2	0- 0	HOME	1- 0	2- 0	4- 0				
0- 1	0- 1	0- 0	AWAY	0- 0	0- 0	0- 0				
1- 0	0- 0	0- 0	NEUTRAL	0- 0	0- 0	1- 0				
5- 11	0- 4	0- 3	CONFERENCE	2- 2	1- 2	2- 0				
4- 4	0- 3	0- 1	HOME	2- 0	1- 0	1- 0				
1- 7	0- 1	0- 2	AWAY	0- 2	0- 2	1- 0				
0- 0	0- 0	0- 0	NEUTRAL	0- 0	0- 0	0- 0				

RPI S	Opponent	Score	RPI S	Opponent	Score	RPI S	Opponent	Score	RPI S	Opponent	Score
5	H Louisville	41 87	29	H Duke	55 74	64	H IUPUI	74 65	106	H Washington St.	74 68
16	H Oregon St.	53 75	38	A Virginia Tech	45 69	66	A Georgia Tech	54 61	110	H Wake Forest	59 56
19	H Indiana	45 58	45	A Virginia	64 69	66	H Georgia Tech	54 49	111	A North Carolina	58 78
20	H NC State	48 50				79	A Boston College	64 75	114	A Notre Dame	53 76
22	A DePaul	83 89				98	H Syracuse	77 62	144	H North Florida	78 55
25	A Florida St.	61 79							151	N N.C. A&T	68 67
25	H Florida St.	62 73							155	H Jackson St.	83 68
									167	H Binghamton	79 56
									198	H Miami (OH)	80 62
									223	A Clemson	63 48
									223	H Clemson	68 64
									249	H UNC Asheville	75 46
LAST 10 Division I											
79	A Boston College	64 75	38	A Virginia Tech	45 69						
20	H NC State	48 50	66	H Georgia Tech	54 49						
223	A Clemson	63 48	25	A Florida St.	61 79						
45	A Virginia	64 69	223	H Clemson	68 64						
29	H Duke	55 74	114	A Notre Dame	53 76						

Non-Div I Games:

Miami (FL)

■ Loss,
 ■ Non-Conf,
 ■ S Site,
 ■ H Home
 ■ A Away
 N Neutral

Average RPI Win:	254	WON-LOST	WINNING	LAST 10	STRENGTH OF	OPP. STRENGTH	TEAM	ADJ.	CONF.	ADJ CONF.
Average RPI Loss:	89	RECORD	PCT. RANK	GAMES	SCHEDULE	OF SCHEDULE	RPI	RPI	RPI	RPI
DIV. I ONLY	10- 15	234	3-7	173	93	198	198	10	10	
DIV. I NON-CONF.	6- 5	151	0	278	141	153	153	9	9	
TOTALS	RPI 1-25	RPI 26-50	W-L RECORDS	RPI 51-100	RPI 101-150	RPI 150+				
10- 15	0- 3	0- 2	OVERALL	0- 3	1- 4	9- 3				
5- 4	0- 1	0- 1	HOME	0- 0	1- 2	4- 0				
4- 10	0- 2	0- 1	AWAY	0- 3	0- 1	4- 3				
1- 1	0- 0	0- 0	NEUTRAL	0- 0	0- 1	1- 0				
6- 5	0- 1	0- 1	NON-CONFERENCE	0- 2	0- 1	6- 0				
2- 0	0- 0	0- 0	HOME	0- 0	0- 0	2- 0				
3- 4	0- 1	0- 1	AWAY	0- 2	0- 0	3- 0				
1- 1	0- 0	0- 0	NEUTRAL	0- 0	0- 1	1- 0				
4- 10	0- 2	0- 1	CONFERENCE	0- 1	1- 3	3- 3				
3- 4	0- 1	0- 1	HOME	0- 0	1- 2	2- 0				
1- 6	0- 1	0- 0	AWAY	0- 1	0- 1	1- 3				
0- 0	0- 0	0- 0	NEUTRAL	0- 0	0- 0	0- 0				

RPI	S	Opponent	Score	RPI	S	Opponent	Score	RPI	S	Opponent	Score	RPI	S	Opponent	Score	Team's RPI: 198
18	A	Central Mich.	70 76	36	A	Bradley	68 79	70	A	Ball St.	63 80	103	A	Kent St.	75 80	
18	H	Central Mich.	87 99	47	H	Ohio	70 84	77	A	Cincinnati	68 98	103	H	Kent St.	75 78	
22	A	DePaul	79 98					100	A	Miami (FL)	62 80	104	N	Liberty	53 65	
												143	H	Buffalo	72 86	
												150	H	Western Mich.	70 67	
												152	A	Akron	62 70	
												160	A	Eastern Mich.	53 80	
												173	H	Toledo	92 83	
												178	A	Northern Ill.	84 86	
												178	H	Northern Ill.	66 64	
												248	A	South Alabama	76 73	
												263	A	Bowling Green	80 59	
												284	A	Eastern Ky.	75 57	
												285	A	Pittsburgh	80 71	
												296	N	Prairie View	65 52	
												320	H	Evansville	72 64	
												343	H	UIC	85 35	
LAST 10 Division I																
103	A	Kent St.	75 80	150	H	Western Mich.	70 67									
47	H	Ohio	70 84	263	A	Bowling Green	80 59									
178	A	Northern Ill.	84 86	70	A	Ball St.	63 80									
18	H	Central Mich.	87 99	152	A	Akron	62 70									
173	H	Toledo	92 83	103	H	Kent St.	75 78									

Non-Div I Games: Tiffin 83 51

Miami (OH)

Loss, Non-Conf, S Site, H Home A Away N Neutral

Through Games of Feb. 19, 1916				Through Games of Feb. 19, 1916						
Average RPI Win:	148	WON-LOST	WINNING	LAST 10	STRENGTH OF	OPP. STRENGTH	TEAM	ADJ.	CONF.	ADJ CONF.
Average RPI Loss:	44	RECORD	PCT. RANK	GAMES	SCHEDULE	OF SCHEDULE	RPI	RPI	RPI	RPI
DIV. I ONLY	14- 13	170	4-6	43	9	92	92	2	2	
DIV. I NON-CONF.	7- 4	100	0	271	58	166	166	1	1	
TOTALS	RPI 1-25	RPI 26-50	W-L RECORDS	RPI 51-100	RPI 101-150	RPI 150+				
14- 13	1- 6	3- 4	OVERALL	3- 2	2- 0	5- 1				
10- 3	1- 1	1- 2	HOME	2- 0	1- 0	5- 0				
3- 7	0- 5	2- 1	AWAY	0- 0	1- 0	0- 1				
1- 3	0- 0	0- 1	NEUTRAL	1- 2	0- 0	0- 0				
7- 4	0- 1	0- 1	NON-CONFERENCE	1- 2	1- 0	5- 0				
5- 0	0- 0	0- 0	HOME	0- 0	0- 0	5- 0				
1- 1	0- 1	0- 0	AWAY	0- 0	1- 0	0- 0				
1- 3	0- 0	0- 1	NEUTRAL	1- 2	0- 0	0- 0				
7- 9	1- 5	3- 3	CONFERENCE	2- 0	1- 0	0- 1				
5- 3	1- 1	1- 2	HOME	2- 0	1- 0	0- 0				
2- 6	0- 4	2- 1	AWAY	0- 0	0- 0	0- 1				
0- 0	0- 0	0- 0	NEUTRAL	0- 0	0- 0	0- 0				

RPI 1-25				RPI 26-50				RPI 51-100				Team's RPI: 92		RPI 101+			
RPI	S	Opponent	Score	RPI	S	Opponent	Score	RPI	S	Opponent	Score			RPI	S	Opponent	Score
3	A	Maryland	53 94	30	A	Michigan	69 89	59	N	West Virginia	57 63			114	A	Notre Dame	72 69
8	A	Northwestern	55 85	30	H	Michigan	57 65	85	H	Minnesota	66 54			139	H	Wisconsin	69 52
8	H	Northwestern	48 76	34	N	LSU	56 58	87	H	Nebraska	78 70			160	H	Eastern Mich.	85 50
9	A	Iowa	57 74	41	A	Purdue	65 63	94	N	Kansas St.	65 60			205	A	Penn St.	73 86
19	A	Indiana	67 79	41	H	Purdue	66 76	98	N	Syracuse	63 77			278	H	Oakland	76 56
21	H	Ohio St.	68 65	44	A	Rutgers	66 55							280	H	Morehead St.	93 48
25	A	Florida St.	68 78	44	H	Rutgers	57 53							332	H	Detroit Mercy	110 52
														347	H	Hartford	79 34
LAST 10 Division I																	
				30	H	Michigan	57 65	3	A	Maryland	53 94						
				41	A	Purdue	65 63	41	H	Purdue	66 76						
				85	H	Minnesota	66 54	9	A	Iowa	57 74						
				44	H	Rutgers	57 53	8	H	Northwestern	48 76						
				8	A	Northwestern	55 85	44	A	Rutgers	66 55						

Non-Div I Games:

Michigan St.

Loss, Non-Conf, S Site, H Home A Away N Neutral

Middle Tenn.

Through Games Of Feb. 23, 2020

Average RPI Win:	190	WON-LOST	WINNING	LAST 10	STRENGTH OF	OPP. STRENGTH	TEAM	ADJ.	CONF.	ADJ CONF.
Average RPI Loss:	70	RECORD	PCT. RANK	GAMES	SCHEDULE	OF SCHEDULE	RPI	RPI	RPI	RPI
DIV. I ONLY	18- 9	72	7-3	62	107	58	58	13	13	
DIV. I NON-CONF.	8- 4	90	0	41	22	51	51	16	16	
TOTALS	RPI 1-25	RPI 26-50	W-L RECORDS	RPI 51-100	RPI 101-150	RPI 150+				
18- 9	1- 2	1- 3	OVERALL	0- 2	3- 1	13- 1				
10- 3	1- 1	1- 1	HOME	0- 0	1- 1	7- 0				
7- 4	0- 0	0- 1	AWAY	0- 2	1- 0	6- 1				
1- 2	0- 1	0- 1	NEUTRAL	0- 0	1- 0	0- 0				
8- 4	1- 2	0- 1	NON-CONFERENCE	0- 1	2- 0	5- 0				
5- 1	1- 1	0- 0	HOME	0- 0	1- 0	3- 0				
2- 1	0- 0	0- 0	AWAY	0- 1	0- 0	2- 0				
1- 2	0- 1	0- 1	NEUTRAL	0- 0	1- 0	0- 0				
10- 5	0- 0	1- 2	CONFERENCE	0- 1	1- 1	8- 1				
5- 2	0- 0	1- 1	HOME	0- 0	0- 1	4- 0				
5- 3	0- 0	0- 1	AWAY	0- 1	1- 0	4- 1				
0- 0	0- 0	0- 0	NEUTRAL	0- 0	0- 0	0- 0				

RPI 1-25			RPI 26-50			RPI 51-100			Team's RPI: 58	RPI 101+		
RPI	S	Opponent	Score	RPI	S	Opponent	Score	RPI	S	Opponent	Score	
12	N	Gonzaga	50 62	26	H	Old Dominion	56 67	57	A	Belmont	57 68	102 H VCU 86 63
17	H	TCU	82 70	28	N	Arizona St.	60 61	68	A	Rice	60 77	109 N Auburn 73 50
23	H	Kentucky	52 67	31	A	Western Ky.	63 71					122 A UAB 62 52
				49	H	Charlotte	83 59					122 H UAB 59 61
												156 A Tulane 64 62
												201 H Fla. Atlantic 81 66
												203 A Southern Miss. 77 69
												211 H Tennessee Tech 64 58
												212 H Furman 78 62
												221 A UTEP 92 80
												221 H UTEP 76 60
												228 A Marshall 75 55
												243 A East Carolina 68 66
												251 H Lipscomb 70 49
												257 A North Texas 80 60
												267 A Louisiana Tech 60 78
												304 H FIU 72 56
												311 H UTSA 69 48
LAST 10 Division I												
221	A	UTEP	92 80	311	H	UTSA	69 48					
122	H	UAB	59 61	221	H	UTEP	76 60					
122	A	UAB	62 52	203	A	Southern Miss.	77 69					
68	A	Rice	60 77	267	A	Louisiana Tech	60 78					
257	A	North Texas	80 60	304	H	FIU	72 56					

Non-Div I Games:

Middle Tenn.

■ Loss,
 ■ Non-Conf,
 ■ S Site,
 ■ H Home
 ■ A Away
 N Neutral

Average RPI Win:	257	WON-LOST	WINNING	LAST 10	STRENGTH OF	OPP. STRENGTH	TEAM	ADJ.	CONF.	ADJ CONF.
Average RPI Loss:	137	RECORD	PCT. RANK	GAMES	SCHEDULE	OF SCHEDULE	RPI	RPI	RPI	RPI
DIV. I ONLY	11- 15	223	6-4	238	195	236	236	22	22	
DIV. I NON-CONF.	2- 8	295	0	190	59	303	303	19	19	
TOTALS	RPI 1-25	RPI 26-50	W-L RECORDS	RPI 51-100	RPI 101-150	RPI 150+				
11- 15	0- 1	0- 2	OVERALL	0- 3	1- 3	10- 6				
7- 5	0- 0	0- 1	HOME	0- 1	1- 0	6- 3				
4- 10	0- 1	0- 1	AWAY	0- 2	0- 3	4- 3				
0- 0	0- 0	0- 0	NEUTRAL	0- 0	0- 0	0- 0				
2- 8	0- 1	0- 2	NON-CONFERENCE	0- 1	0- 2	2- 2				
2- 3	0- 0	0- 1	HOME	0- 0	0- 0	2- 2				
0- 5	0- 1	0- 1	AWAY	0- 1	0- 2	0- 0				
0- 0	0- 0	0- 0	NEUTRAL	0- 0	0- 0	0- 0				
9- 7	0- 0	0- 0	CONFERENCE	0- 2	1- 1	8- 4				
5- 2	0- 0	0- 0	HOME	0- 1	1- 0	4- 1				
4- 5	0- 0	0- 0	AWAY	0- 1	0- 1	4- 3				
0- 0	0- 0	0- 0	NEUTRAL	0- 0	0- 0	0- 0				

RPI 1-25				RPI 26-50				RPI 51-100				RPI 101+ Team's RPI: 236			
RPI	S	Opponent	Score	RPI	S	Opponent	Score	RPI	S	Opponent	Score	RPI	S	Opponent	Score
22	A	DePaul	65 94	37	H	Marquette	56 78	64	A	IUPUI	53 60	125	A	Columbia	46 74
				41	A	Purdue	55 68	64	H	IUPUI	52 75	129	A	Green Bay	48 61
								85	A	Minnesota	61 77	129	H	Green Bay	65 60
												139	A	Wisconsin	40 71
												154	A	Wright St.	77 67
												154	H	Wright St.	60 58
												178	H	Northern Ill.	78 65
												185	A	Northern Ky.	37 61
												185	H	Northern Ky.	49 61
												202	A	Cleveland St.	49 58
												232	H	North Dakota	58 66
												250	A	Youngstown St.	74 62
												263	H	Bowling Green	51 63
												278	A	Oakland	62 78
												278	H	Oakland	74 67
												332	A	Detroit Mercy	63 48
												332	H	Detroit Mercy	76 51
												336	H	Ark.-Pine Bluff	69 55
												343	A	UIC	66 60
												343	H	UIC	71 55
LAST 10 Division I															
343	A	UIC	66 60	154	A	Wright St.	77 67								
64	A	IUPUI	53 60	185	A	Northern Ky.	37 61								
332	H	Detroit Mercy	76 51	250	A	Youngstown St.	74 62								
278	H	Oakland	74 67	202	A	Cleveland St.	49 58								
129	H	Green Bay	65 60	64	H	IUPUI	52 75								

Non-Div I Games: Wis.-Parkside 84 77

Milwaukee

■ Loss,
 ■ Non-Conf, S Site,
 ■ Home
 ■ Away
 N Neutral

Minnesota

Through Games Of Feb. 23, 2020

Average RPI Win:	147	WON-LOST	WINNING	LAST 10	STRENGTH OF	OPP. STRENGTH	TEAM	ADJ.	CONF.	ADJ CONF.
Average RPI Loss:	54	RECORD	PCT. RANK	GAMES	SCHEDULE	OF SCHEDULE	RPI	RPI	RPI	RPI
DIV. I ONLY	15- 12	149	4-6	41	23	85	85	2	2	
DIV. I NON-CONF.	10- 1	20	0	88	156	26	26	1	1	
TOTALS	RPI 1-25	RPI 26-50	W-L RECORDS	RPI 51-100	RPI 101-150	RPI 150+				
15- 12	0- 7	3- 1	OVERALL	2- 2	4- 1	6- 1				
9- 7	0- 5	2- 1	HOME	2- 0	1- 1	4- 0				
6- 5	0- 2	1- 0	AWAY	0- 2	3- 0	2- 1				
0- 0	0- 0	0- 0	NEUTRAL	0- 0	0- 0	0- 0				
10- 1	0- 1	1- 0	NON-CONFERENCE	1- 0	3- 0	5- 0				
7- 1	0- 1	1- 0	HOME	1- 0	1- 0	4- 0				
3- 0	0- 0	0- 0	AWAY	0- 0	2- 0	1- 0				
0- 0	0- 0	0- 0	NEUTRAL	0- 0	0- 0	0- 0				
5- 11	0- 6	2- 1	CONFERENCE	1- 2	1- 1	1- 1				
2- 6	0- 4	1- 1	HOME	1- 0	0- 1	0- 0				
3- 5	0- 2	1- 0	AWAY	0- 2	1- 0	1- 1				
0- 0	0- 0	0- 0	NEUTRAL	0- 0	0- 0	0- 0				

RPI S	Opponent	Score	RPI S	Opponent	Score	RPI S	Opponent	Score	RPI S	Opponent	Score
8	H Northwestern	54 56	28	H Arizona St.	80 66	81	H Montana St.	71 60	114	A Notre Dame	75 67
9	H Iowa	75 76	30	H Michigan	52 77	87	A Nebraska	58 72	133	H Lehigh	77 49
10	H Missouri St.	69 77	41	A Purdue	72 59	87	H Nebraska	67 61	139	A Wisconsin	73 64
19	A Indiana	52 65	44	H Rutgers	73 71	92	A Michigan St.	54 66	139	H Wisconsin	62 72
19	H Indiana	69 75							141	A George Washington	83 50
21	A Ohio St.	76 99							159	H UC Davis	76 67
21	H Ohio St.	63 66							181	A American	70 53
									188	A Illinois	71 74
									205	A Penn St.	81 74
									236	H Milwaukee	77 61
									297	H Vermont	90 58
									324	H Bryant	101 56
LAST 10 Division I											
19	H Indiana	69 75	44	H Rutgers	73 71						
92	A Michigan St.	54 66	87	H Nebraska	67 61						
21	A Ohio St.	76 99	19	A Indiana	52 65						
30	H Michigan	52 77	139	H Wisconsin	62 72						
139	A Wisconsin	73 64	41	A Purdue	72 59						

Non-Div I Games:

Minnesota

Loss, Non-Conf, S Site, H Home A Away N Neutral

Mississippi St.

Through Games Of Feb. 23, 2020

Average RPI Win:	119	WON-LOST	WINNING	LAST 10	STRENGTH OF	OPP. STRENGTH	TEAM	ADJ.	CONF.	ADJ CONF.
Average RPI Loss:	31	RECORD	PCT. RANK	GAMES	SCHEDULE	OF SCHEDULE	RPI	RPI	RPI	RPI
DIV. I ONLY	23- 5	25	7-3	22	28	15	15	4	4	
DIV. I NON-CONF.	12- 2	28	0	31	71	12	12	5	5	
TOTALS	RPI 1-25	RPI 26-50	W-L RECORDS	RPI 51-100	RPI 101-150	RPI 150+				
23- 5	1- 3	5- 0	OVERALL	4- 2	6- 0	7- 0				
11- 2	1- 0	3- 0	HOME	1- 2	2- 0	4- 0				
8- 2	0- 2	1- 0	AWAY	2- 0	3- 0	2- 0				
4- 1	0- 1	1- 0	NEUTRAL	1- 0	1- 0	1- 0				
12- 2	0- 1	4- 0	NON-CONFERENCE	1- 1	1- 0	6- 0				
5- 1	0- 0	2- 0	HOME	0- 1	0- 0	3- 0				
3- 0	0- 0	1- 0	AWAY	0- 0	0- 0	2- 0				
4- 1	0- 1	1- 0	NEUTRAL	1- 0	1- 0	1- 0				
11- 3	1- 2	1- 0	CONFERENCE	3- 1	5- 0	1- 0				
6- 1	1- 0	1- 0	HOME	1- 1	2- 0	1- 0				
5- 2	0- 2	0- 0	AWAY	2- 0	3- 0	0- 0				
0- 0	0- 0	0- 0	NEUTRAL	0- 0	0- 0	0- 0				

RPI	S	Opponent	Score	RPI	S	Opponent	Score	RPI	S	Opponent	Score	RPI	S	Opponent	Score
1	A	South Carolina	79 81	34	H	LSU	64 60	55	A	Tennessee	72 55	109	A	Auburn	92 85
7	N	Stanford	62 67	37	A	Marquette	74 68	59	H	West Virginia	65 71	109	H	Auburn	78 73
13	H	Texas A&M	69 57	45	N	Virginia	72 59	65	H	Alabama	64 66	120	A	Vanderbilt	68 52
23	A	Kentucky	62 73	48	H	Troy	122 82	69	N	South Fla.	86 61	129	N	Green Bay	83 58
				50	H	UT Martin	82 46	71	A	Georgia	73 66	130	H	Florida	93 47
								71	H	Georgia	67 53	145	A	Missouri	79 64
												155	A	Jackson St.	92 53
												196	H	Little Rock	89 50
												203	H	Southern Miss.	91 58
												206	A	Louisiana	64 48
												227	H	Murray St.	124 43
												231	N	San Francisco	73 38
												286	H	Ole Miss	80 39
LAST 10 Division I															
65	H	Alabama	64 66	71	H	Georgia	67 53								
109	A	Auburn	92 85	109	H	Auburn	78 73								
23	A	Kentucky	62 73	286	H	Ole Miss	80 39								
13	H	Texas A&M	69 57	120	A	Vanderbilt	68 52								
55	A	Tennessee	72 55	1	A	South Carolina	79 81								

Non-Div I Games:

Mississippi St.

■ Loss,
 ■ Non-Conf,
 ■ S Site,
 ■ H Home
 ■ A Away
 N Neutral

Average RPI Win:	343	WON-LOST	WINNING	LAST 10	STRENGTH OF	OPP. STRENGTH	TEAM	ADJ.	CONF.	ADJ CONF.
Average RPI Loss:	251	RECORD	PCT. RANK	GAMES	SCHEDULE	OF SCHEDULE	RPI	RPI	RPI	RPI
DIV. I ONLY	2- 23	347	1-9	350	351	351	351	32	32	
DIV. I NON-CONF.	1- 10	329	0	338	339	350	350	31	31	
TOTALS	RPI 1-25	RPI 26-50	W-L RECORDS	RPI 51-100	RPI 101-150	RPI 150+				
2- 23	0- 0	0- 0	OVERALL	0- 0	0- 2	2- 21				
2- 9	0- 0	0- 0	HOME	0- 0	0- 1	2- 8				
0- 13	0- 0	0- 0	AWAY	0- 0	0- 1	0- 12				
0- 1	0- 0	0- 0	NEUTRAL	0- 0	0- 0	0- 1				
1- 10	0- 0	0- 0	NON-CONFERENCE	0- 0	0- 0	1- 10				
1- 2	0- 0	0- 0	HOME	0- 0	0- 0	1- 2				
0- 7	0- 0	0- 0	AWAY	0- 0	0- 0	0- 7				
0- 1	0- 0	0- 0	NEUTRAL	0- 0	0- 0	0- 1				
1- 13	0- 0	0- 0	CONFERENCE	0- 0	0- 2	1- 11				
1- 7	0- 0	0- 0	HOME	0- 0	0- 1	1- 6				
0- 6	0- 0	0- 0	AWAY	0- 0	0- 1	0- 5				
0- 0	0- 0	0- 0	NEUTRAL	0- 0	0- 0	0- 0				

[illegible]

Non-Div I Games:

Mississippi Val.

■ Loss, ■ Non-Conf, S Site, H Home A Away N Neutral

Average RPI Win:	178	WON-LOST	WINNING	LAST 10	STRENGTH OF	OPP. STRENGTH	TEAM	ADJ.	CONF.	ADJ CONF.
Average RPI Loss:	74	RECORD	PCT. RANK	GAMES	SCHEDULE	OF SCHEDULE	RPI	RPI	RPI	RPI
DIV. I ONLY	8- 19	292	4-6	11	70	145	145	4	4	
DIV. I NON-CONF.	3- 10	282	0	39	129	228	228	5	5	
TOTALS	RPI 1-25	RPI 26-50	W-L RECORDS	RPI 51-100	RPI 101-150	RPI 150+				
8- 19	0- 6	1- 4	OVERALL	2- 3	1- 3	4- 3				
5- 9	0- 4	1- 1	HOME	1- 2	0- 1	3- 1				
3- 8	0- 2	0- 3	AWAY	1- 1	1- 1	1- 1				
0- 2	0- 0	0- 0	NEUTRAL	0- 0	0- 1	0- 1				
3- 10	0- 2	0- 1	NON-CONFERENCE	1- 2	0- 2	2- 3				
3- 4	0- 1	0- 0	HOME	1- 2	0- 0	2- 1				
0- 4	0- 1	0- 1	AWAY	0- 0	0- 1	0- 1				
0- 2	0- 0	0- 0	NEUTRAL	0- 0	0- 1	0- 1				
5- 9	0- 4	1- 3	CONFERENCE	1- 1	1- 1	2- 0				
2- 5	0- 3	1- 1	HOME	0- 0	0- 1	1- 0				
3- 4	0- 1	0- 2	AWAY	1- 1	1- 0	1- 0				
0- 0	0- 0	0- 0	NEUTRAL	0- 0	0- 0	0- 0				

RPI 1-25				RPI 26-50				RPI 51-100				RPI 101+ Team's RPI: 145			
RPI	S	Opponent	Score	RPI	S	Opponent	Score	RPI	S	Opponent	Score	RPI	S	Opponent	Score
1	H	South Carolina	45 78	33	A	South Dakota	56 72	55	A	Tennessee	66 77	111	N	North Carolina	69 82
10	A	Missouri St.	72 79	34	A	LSU	58 66	71	A	Georgia	73 65	120	A	Vanderbilt	78 66
13	A	Texas A&M	53 72	34	H	LSU	69 65	75	H	UNI	73 78	129	A	Green Bay	64 72
14	H	Princeton	33 68	35	A	Arkansas	73 90	87	H	Nebraska	85 90	130	H	Florida	67 75
15	H	Mississippi St.	64 79	35	H	Arkansas	81 85	93	H	Saint Louis	83 58	188	H	Illinois	51 58
23	H	Kentucky	47 62									192	H	Western Ill.	97 89
												210	A	UMKC	56 59
												215	N	New Mexico	68 71
												286	A	Ole Miss	71 57
												286	H	Ole Miss	82 67
												339	H	SIUE	68 51
LAST 10 Division I															
286	H	Ole Miss	82 67	35	H	Arkansas	81 85								
120	A	Vanderbilt	78 66	23	H	Kentucky	47 62								
130	H	Florida	67 75	13	A	Texas A&M	53 72								
34	A	LSU	58 66	286	A	Ole Miss	71 57								
71	A	Georgia	73 65	1	H	South Carolina	45 78								

Non-Div I Games:

Missouri

■ Loss,
■ Non-Conf,
■ S Site,
■ H Home
■ A Away
N Neutral

Average RPI Win:	136	WON-LOST	WINNING	LAST 10	STRENGTH OF	OPP. STRENGTH	TEAM	ADJ.	CONF.	ADJ CONF.
Average RPI Loss:	42	RECORD	PCT. RANK	GAMES	SCHEDULE	OF SCHEDULE	RPI	RPI	RPI	RPI
DIV. I ONLY	22- 3	14	9-1	52	72	10	10	8	8	
DIV. I NON-CONF.	9- 2	37	0	18	12	5	5	7	7	
TOTALS	RPI 1-25	RPI 26-50	W-L RECORDS	RPI 51-100	RPI 101-150	RPI 150+				
22- 3	0- 2	4- 0	OVERALL	7- 1	4- 0	7- 0				
12- 0	0- 0	2- 0	HOME	4- 0	1- 0	5- 0				
10- 3	0- 2	2- 0	AWAY	3- 1	3- 0	2- 0				
0- 0	0- 0	0- 0	NEUTRAL	0- 0	0- 0	0- 0				
9- 2	0- 2	1- 0	NON-CONFERENCE	3- 0	2- 0	3- 0				
5- 0	0- 0	0- 0	HOME	1- 0	1- 0	3- 0				
4- 2	0- 2	1- 0	AWAY	2- 0	1- 0	0- 0				
0- 0	0- 0	0- 0	NEUTRAL	0- 0	0- 0	0- 0				
13- 1	0- 0	3- 0	CONFERENCE	4- 1	2- 0	4- 0				
7- 0	0- 0	2- 0	HOME	3- 0	0- 0	2- 0				
6- 1	0- 0	1- 0	AWAY	1- 1	2- 0	2- 0				
0- 0	0- 0	0- 0	NEUTRAL	0- 0	0- 0	0- 0				

RPI 1-25				Team's RPI: 10		RPI 26-50				RPI 51-100				RPI 101+			
RPI	S	Opponent	Score	RPI	S	Opponent	Score	RPI	S	Opponent	Score	RPI	S	Opponent	Score		
12	A	Gonzaga	52 64	27	A	Drake	89 83	56	A	Oklahoma	96 90	101	A	Boise St.	72 69		
16	A	Oregon St.	69 80	27	H	Drake	69 67	75	A	UNI	66 55	145	H	Missouri	79 72		
				33	A	South Dakota	74 66	75	H	UNI	80 66	147	A	Loyola Chicago	74 72		
				36	H	Bradley	90 56	85	A	Minnesota	77 69	149	A	Valparaiso	81 68		
								86	H	Illinois St.	87 74	158	H	Wichita St.	68 55		
								96	H	A&M-Corpus Christi	79 51	204	H	Santa Clara	71 64		
								99	A	Southern Ill.	68 70	210	H	UMKC	83 58		
								99	H	Southern Ill.	88 57	274	A	Indiana St.	76 55		
												274	H	Indiana St.	82 58		
												320	A	Evansville	81 55		
												320	H	Evansville	76 62		
LAST 10 Division I																	
274	H	Indiana St.	82 58	86	H	Illinois St.	87 74										
320	H	Evansville	76 62	36	H	Bradley	90 56										
99	H	Southern Ill.	88 57	320	A	Evansville	81 55										
27	A	Drake	89 83	274	A	Indiana St.	76 55										
75	A	UNI	66 55	99	A	Southern Ill.	68 70										

Non-Div I Games: William Jewell 111 39

Missouri St.

Average RPI Win: 272	WON-LOST	WINNING	LAST 10	STRENGTH OF	OPP. STRENGTH	TEAM	ADJ.	CONF.	ADJ CONF.
Average RPI Loss: 182	RECORD	PCT. RANK	GAMES	SCHEDULE	OF SCHEDULE	RPI	RPI	RPI	RPI
DIV. I ONLY	7- 19	297	2-8	249	265	300	300	24	24
DIV. I NON-CONF.	3- 6	235	0	132	207	188	188	25	25
TOTALS	RPI 1-25	RPI 26-50	W-L RECORDS	RPI 51-100	RPI 101-150	RPI 150+			
7- 19	0- 2	0- 0	OVERALL	0- 4	0- 1	7- 12			
3- 7	0- 0	0- 0	HOME	0- 1	0- 0	3- 6			
3- 12	0- 2	0- 0	AWAY	0- 3	0- 1	3- 6			
1- 0	0- 0	0- 0	NEUTRAL	0- 0	0- 0	1- 0			
3- 6	0- 2	0- 0	NON-CONFERENCE	0- 1	0- 1	3- 2			
1- 1	0- 0	0- 0	HOME	0- 0	0- 0	1- 1			
1- 5	0- 2	0- 0	AWAY	0- 1	0- 1	1- 1			
1- 0	0- 0	0- 0	NEUTRAL	0- 0	0- 0	1- 0			
4- 13	0- 0	0- 0	CONFERENCE	0- 3	0- 0	4- 10			
2- 6	0- 0	0- 0	HOME	0- 1	0- 0	2- 5			
2- 7	0- 0	0- 0	AWAY	0- 2	0- 0	2- 5			
0- 0	0- 0	0- 0	NEUTRAL	0- 0	0- 0	0- 0			

RPI 1-25				RPI 26-50				RPI 51-100				RPI 101+ Team's RPI: 300			
RPI	S	Opponent	Score	RPI	S	Opponent	Score	RPI	S	Opponent	Score	RPI	S	Opponent	Score
14	A	Princeton	40 52					61	A	Bucknell	37 71	116	A	San Diego	49 57
24	A	Arizona	34 86					62	A	Marist	66 76	169	H	Providence	52 68
								62	H	Marist	53 74	172	H	Lafayette	52 44
								90	A	Rider	25 48	189	A	Quinnipiac	53 60
												189	H	Quinnipiac	45 52
												207	H	Manhattan	62 60
												222	A	Iona	56 50
												222	H	Iona	33 36
												239	A	Fairfield	38 49
												239	H	Fairfield	39 40
												264	A	Loyola Maryland	48 64
												277	A	Niagara	61 62
												277	H	Niagara	70 73
												279	A	Siena	39 51
												322	A	Albany (NY)	53 41
												323	A	Saint Peter's	81 67
												323	H	Saint Peter's	59 57
												335	N	Purdue Fort Wayne	60 46
												340	A	Canisius	53 54
												340	H	Canisius	62 71
LAST 10 Division I															
340	A	Canisius	53 54	189	H	Quinnipiac	45 52								
277	A	Niagara	61 62	90	A	Rider	25 48								
239	H	Fairfield	39 40	62	H	Marist	53 74								
222	A	Iona	56 50	279	A	Siena	39 51								
323	H	Saint Peter's	59 57	277	H	Niagara	70 73								

Non-Div I Games:

Monmouth

Montana

Through Games Of Feb. 23, 2020

Average RPI Win:	248	WON-LOST	WINNING	LAST 10	STRENGTH OF	OPP. STRENGTH	TEAM	ADJ.	CONF.	ADJ CONF.
Average RPI Loss:	127	RECORD	PCT. RANK	GAMES	SCHEDULE	OF SCHEDULE	RPI	RPI	RPI	RPI
DIV. I ONLY	12- 11	163	5-5	162	242	165	165	18	18	
DIV. I NON-CONF.	3- 4	201	0	13	310	100	100	17	17	
TOTALS	RPI 1-25	RPI 26-50	W-L RECORDS	RPI 51-100	RPI 101-150	RPI 150+				
12- 11	0- 1	0- 1	OVERALL	0- 3	1- 1	11- 5				
6- 5	0- 1	0- 0	HOME	0- 2	1- 0	5- 2				
6- 5	0- 0	0- 1	AWAY	0- 1	0- 1	6- 2				
0- 1	0- 0	0- 0	NEUTRAL	0- 0	0- 0	0- 1				
3- 4	0- 1	0- 1	NON-CONFERENCE	0- 1	0- 0	3- 1				
1- 2	0- 1	0- 0	HOME	0- 1	0- 0	1- 0				
2- 1	0- 0	0- 1	AWAY	0- 0	0- 0	2- 0				
0- 1	0- 0	0- 0	NEUTRAL	0- 0	0- 0	0- 1				
9- 7	0- 0	0- 0	CONFERENCE	0- 2	1- 1	8- 4				
5- 3	0- 0	0- 0	HOME	0- 1	1- 0	4- 2				
4- 4	0- 0	0- 0	AWAY	0- 1	0- 1	4- 2				
0- 0	0- 0	0- 0	NEUTRAL	0- 0	0- 0	0- 0				

RPI 1-25				RPI 26-50				RPI 51-100				RPI 101+				Team's RPI: 165	
RPI	S	Opponent	Score	RPI	S	Opponent	Score	RPI	S	Opponent	Score	RPI	S	Opponent	Score		
24	H	Arizona	42 77	33	A	South Dakota	64 96	73	H	Fresno St.	63 76	124	A	Idaho	51 52		
								81	A	Montana St.	78 92	124	H	Idaho	69 60		
								81	H	Montana St.	61 66	162	A	Northern Ariz.	79 71		
												171	A	Idaho St.	59 72		
												171	H	Idaho St.	53 67		
												177	H	Southern Utah	81 74		
												204	N	Santa Clara	58 68		
												214	A	Portland St.	65 78		
												214	H	Portland St.	62 55		
												224	H	Northern Colo.	58 67		
												226	H	Grand Canyon	72 67		
												229	A	Cal St. Fullerton	71 69		
												299	A	Eastern Wash.	77 56		
												299	H	Eastern Wash.	92 54		
												302	A	Utah Valley	63 52		
												307	A	Sacramento St.	64 60		
												321	A	Weber St.	78 46		
												321	H	Weber St.	85 57		
LAST 10 Division I																	
				81	A	Montana St.	78 92	81	H	Montana St.	61 66						
				171	A	Idaho St.	59 72	214	H	Portland St.	62 55						
				321	A	Weber St.	78 46	321	H	Weber St.	85 57						
				124	H	Idaho	69 60	171	H	Idaho St.	53 67						
				299	A	Eastern Wash.	77 56	124	A	Idaho	51 52						

Non-Div I Games: Mont. St.-Northern 98 45 Mont. St. Billings 70 53

Montana

Loss, Non-Conf, S Site, H Home A Away N Neutral

Average RPI Win:	223	WON-LOST	WINNING	LAST 10	STRENGTH OF	OPP. STRENGTH	TEAM	ADJ.	CONF.	ADJ CONF.
Average RPI Loss:	79	RECORD	PCT. RANK	GAMES	SCHEDULE	OF SCHEDULE	RPI	RPI	RPI	RPI
DIV. I ONLY	17- 6	46	10-0	159	177	81	81	18	18	
DIV. I NON-CONF.	2- 5	259	0	11	74	129	129	17	17	
TOTALS	RPI 1-25	RPI 26-50	W-L RECORDS	RPI 51-100	RPI 101-150	RPI 150+				
17- 6	0- 2	0- 0	OVERALL	0- 2	1- 1	16- 1				
8- 2	0- 1	0- 0	HOME	0- 0	0- 1	8- 0				
9- 2	0- 0	0- 0	AWAY	0- 2	1- 0	8- 0				
0- 2	0- 1	0- 0	NEUTRAL	0- 0	0- 0	0- 1				
2- 5	0- 2	0- 0	NON-CONFERENCE	0- 2	0- 0	2- 1				
1- 1	0- 1	0- 0	HOME	0- 0	0- 0	1- 0				
1- 2	0- 0	0- 0	AWAY	0- 2	0- 0	1- 0				
0- 2	0- 1	0- 0	NEUTRAL	0- 0	0- 0	0- 1				
15- 1	0- 0	0- 0	CONFERENCE	0- 0	1- 1	14- 0				
7- 1	0- 0	0- 0	HOME	0- 0	0- 1	7- 0				
8- 0	0- 0	0- 0	AWAY	0- 0	1- 0	7- 0				
0- 0	0- 0	0- 0	NEUTRAL	0- 0	0- 0	0- 0				

RPI 1-25				RPI 26-50				RPI 51-100 Team's RPI: 81				RPI 101+			
RPI	S	Opponent	Score	RPI	S	Opponent	Score	RPI	S	Opponent	Score	RPI	S	Opponent	Score
12	H	Gonzaga	55 70					82	A	South Dakota St.	50 60	124	A	Idaho	62 56
13	N	Texas A&M	67 78					85	A	Minnesota	60 71	124	H	Idaho	68 69
												158	N	Wichita St.	64 66
												159	H	UC Davis	77 65
												162	A	Northern Ariz.	72 64
												165	A	Montana	66 61
												165	H	Montana	92 78
												171	A	Idaho St.	74 55
												171	H	Idaho St.	67 59
												177	H	Southern Utah	91 65
												214	A	Portland St.	73 62
												214	H	Portland St.	98 67
												224	H	Northern Colo.	91 58
												299	A	Eastern Wash.	89 85
												299	H	Eastern Wash.	79 47
												303	A	Seattle U	73 65
												307	A	Sacramento St.	85 48
												321	A	Weber St.	102 67
												321	H	Weber St.	81 52
LAST 10 Division I															
165	H	Montana	92 78	124	A	Idaho	62 56								
214	H	Portland St.	98 67	165	A	Montana	66 61								
321	A	Weber St.	102 67	171	H	Idaho St.	67 59								
171	A	Idaho St.	74 55	321	H	Weber St.	81 52								
299	H	Eastern Wash.	79 47	299	A	Eastern Wash.	89 85								

Non-Div I Games: Carroll (MT) 67 33 Mont. St.-Northern 93 34

Montana St.

Average RPI Win: 291	WON-LOST	WINNING	LAST 10	STRENGTH OF	OPP. STRENGTH	TEAM	ADJ.	CONF.	ADJ CONF.
Average RPI Loss: 144	RECORD	PCT. RANK	GAMES	SCHEDULE	OF SCHEDULE	RPI	RPI	RPI	RPI
DIV. I ONLY	8- 18	285	3-7	180	241	280	280	20	20
DIV. I NON-CONF.	2- 8	295	0	74	133	255	255	23	23
TOTALS	RPI 1-25	RPI 26-50	W-L RECORDS	RPI 51-100	RPI 101-150	RPI 150+			
8- 18	0- 2	0- 1	OVERALL	0- 4	0- 2	8- 9			
5- 8	0- 0	0- 1	HOME	0- 1	0- 1	5- 5			
3- 10	0- 2	0- 0	AWAY	0- 3	0- 1	3- 4			
0- 0	0- 0	0- 0	NEUTRAL	0- 0	0- 0	0- 0			
2- 8	0- 2	0- 0	NON-CONFERENCE	0- 2	0- 1	2- 3			
2- 2	0- 0	0- 0	HOME	0- 0	0- 0	2- 2			
0- 6	0- 2	0- 0	AWAY	0- 2	0- 1	0- 1			
0- 0	0- 0	0- 0	NEUTRAL	0- 0	0- 0	0- 0			
6- 10	0- 0	0- 1	CONFERENCE	0- 2	0- 1	6- 6			
3- 6	0- 0	0- 1	HOME	0- 1	0- 1	3- 3			
3- 4	0- 0	0- 0	AWAY	0- 1	0- 0	3- 3			
0- 0	0- 0	0- 0	NEUTRAL	0- 0	0- 0	0- 0			

RPI 1-25				RPI 26-50				RPI 51-100				RPI 101+ Team's RPI: 280			
RPI	S	Opponent	Score	RPI	S	Opponent	Score	RPI	S	Opponent	Score	RPI	S	Opponent	Score
4	A	Baylor	47 94	50	H	UT Martin	64 82	53	A	Dayton	41 58	119	H	Southeast Mo. St.	61 67
23	A	Kentucky	54 79					57	A	Belmont	62 71	149	A	Valparaiso	53 55
								57	H	Belmont	56 63	151	H	N.C. A&T	56 74
								92	A	Michigan St.	48 93	200	H	Radford	73 62
												211	A	Tennessee Tech	75 82
												211	H	Tennessee Tech	55 75
												213	A	Eastern Ill.	62 67
												213	H	Eastern Ill.	51 57
												217	H	Stetson	55 58
												227	A	Murray St.	75 83
												253	A	Jacksonville St.	69 55
												253	H	Jacksonville St.	67 48
												263	A	Bowling Green	65 79
												276	H	Saint Francis (PA)	65 54
												284	H	Eastern Ky.	47 68
												334	A	Tennessee St.	84 47
												334	H	Tennessee St.	69 60
												339	A	SIUE	63 55
												339	H	SIUE	75 69
LAST 10 Division I															
334	H	Tennessee St.	69 60	339	A	SIUE	63 55								
57	H	Belmont	56 63	50	H	UT Martin	64 82								
227	A	Murray St.	75 83	119	H	Southeast Mo. St.	61 67								
284	H	Eastern Ky.	47 68	253	A	Jacksonville St.	69 55								
213	A	Eastern Ill.	62 67	211	A	Tennessee Tech	75 82								

Non-Div I Games: Asbury 107 55 Midway 107 55

Morehead St.

Average RPI Win: 284	WON-LOST	WINNING	LAST 10	STRENGTH OF	OPP. STRENGTH	TEAM	ADJ.	CONF.	ADJ CONF.
Average RPI Loss: 192	RECORD	PCT. RANK	GAMES	SCHEDULE	OF SCHEDULE	RPI	RPI	RPI	RPI
DIV. I ONLY	11- 13	204	7-3	336	305	246	246	29	29
DIV. I NON-CONF.	2- 9	304	0	242	192	302	302	29	29
TOTALS	RPI 1-25	RPI 26-50	W-L RECORDS	RPI 51-100	RPI 101-150	RPI 150+			
11- 13	0- 0	0- 2	OVERALL	0- 2	0- 1	11- 8			
5- 1	0- 0	0- 0	HOME	0- 0	0- 0	5- 1			
6- 10	0- 0	0- 2	AWAY	0- 1	0- 1	6- 6			
0- 2	0- 0	0- 0	NEUTRAL	0- 1	0- 0	0- 1			
2- 9	0- 0	0- 2	NON-CONFERENCE	0- 2	0- 0	2- 5			
1- 0	0- 0	0- 0	HOME	0- 0	0- 0	1- 0			
1- 7	0- 0	0- 2	AWAY	0- 1	0- 0	1- 4			
0- 2	0- 0	0- 0	NEUTRAL	0- 1	0- 0	0- 1			
9- 4	0- 0	0- 0	CONFERENCE	0- 0	0- 1	9- 3			
4- 1	0- 0	0- 0	HOME	0- 0	0- 0	4- 1			
5- 3	0- 0	0- 0	AWAY	0- 0	0- 1	5- 2			
0- 0	0- 0	0- 0	NEUTRAL	0- 0	0- 0	0- 0			

RPI S	Opponent	Score	RPI S	Opponent	Score	RPI S	Opponent	Score	RPI S	Opponent	Score	Team's RPI: 246
30	A Michigan	48 80	37	A Marquette	48 70	60	N Stony Brook	56 63	118	A Bethune-Cookman	65 74	
						87	A Nebraska	55 78	151	H N.C. A&T	42 38	
									152	N Akron	45 52	
									187	A Norfolk St.	57 64	
									228	A Marshall	57 52	
									241	A Howard	68 52	
									241	H Howard	74 67	
									255	H Texas St.	72 62	
									260	A Delaware St.	61 69	
									287	A UMBC	63 65	
									309	A Omaha	64 70	
									314	H N.C. Central	86 79	
									318	A Hofstra	39 51	
									323	A Saint Peter's	77 78	
									326	A UMES	55 44	
									326	H UMES	61 71	
									331	A Coppin St.	47 42	
									341	A Florida A&M	59 47	
									346	A South Carolina St.	60 47	
									346	H South Carolina St.	77 47	
LAST 10 Division I												
346	A South Carolina St.	60 47	326	A UMES	55 44							
187	A Norfolk St.	57 64	331	A Coppin St.	47 42							
314	H N.C. Central	86 79	151	H N.C. A&T	42 38							
326	H UMES	61 71	241	H Howard	74 67							
241	A Howard	68 52	118	A Bethune-Cookman	65 74							

Non-Div I Games: Washington Adventis84 52 Notre Dame (MD) 113 34

Morgan St.

■ Loss,
 ■ Non-Conf,
 ■ S Site,
 ■ Home
 ■ A Away
 N Neutral

Average RPI Win:	270	WON-LOST	WINNING	LAST 10	STRENGTH OF	OPP. STRENGTH	TEAM	ADJ.	CONF.	ADJ CONF.
Average RPI Loss:	150	RECORD	PCT. RANK	GAMES	SCHEDULE	OF SCHEDULE	RPI	RPI	RPI	RPI
DIV. I ONLY	17- 9	78	9-1	267	283	140	140	30	30	
DIV. I NON-CONF.	4- 7	225	0	118	101	179	179	30	30	
TOTALS	RPI 1-25	RPI 26-50	W-L RECORDS	RPI 51-100	RPI 101-150	RPI 150+				
17- 9	0- 2	0- 1	OVERALL	0- 0	2- 2	15- 4				
8- 2	0- 0	0- 0	HOME	0- 0	0- 1	8- 1				
8- 6	0- 2	0- 1	AWAY	0- 0	1- 0	7- 3				
1- 1	0- 0	0- 0	NEUTRAL	0- 0	1- 1	0- 0				
4- 7	0- 2	0- 1	NON-CONFERENCE	0- 0	1- 2	3- 2				
2- 1	0- 0	0- 0	HOME	0- 0	0- 1	2- 0				
1- 5	0- 2	0- 1	AWAY	0- 0	0- 0	1- 2				
1- 1	0- 0	0- 0	NEUTRAL	0- 0	1- 1	0- 0				
13- 2	0- 0	0- 0	CONFERENCE	0- 0	1- 0	12- 2				
6- 1	0- 0	0- 0	HOME	0- 0	0- 0	6- 1				
7- 1	0- 0	0- 0	AWAY	0- 0	1- 0	6- 1				
0- 0	0- 0	0- 0	NEUTRAL	0- 0	0- 0	0- 0				

RPI 1-25				RPI 26-50				RPI 51-100				RPI 101+ Team's RPI: 140			
RPI	S	Opponent	Score	RPI	S	Opponent	Score	RPI	S	Opponent	Score	RPI	S	Opponent	Score
19	A	Indiana	52 75	26	A	Old Dominion	34 85					112	N	Richmond	75 67
23	A	Kentucky	44 67									128	A	Robert Morris	62 59
												133	H	Lehigh	65 66
												142	N	Hampton	60 68
												176	A	Towson	57 73
												183	A	Merrimack	55 76
												183	H	Merrimack	62 53
												200	A	Radford	75 58
												264	H	Loyola Maryland	81 75
												276	H	Saint Francis (PA)	68 44
												281	A	Wagner	67 52
												281	H	Wagner	78 63
												287	H	UMBC	71 61
												308	A	Sacred Heart	67 58
												310	A	St. Francis Brooklyn	67 62
												310	H	St. Francis Brooklyn	69 60
												317	A	Fairleigh Dickinson	69 61
												324	A	Bryant	76 70
												324	H	Bryant	67 72
												326	A	UMES	76 78
												330	A	LIU Brooklyn	77 57
												330	H	LIU Brooklyn	75 57
												349	H	Central Conn. St.	72 64
LAST 10 Division I															
				183	H	Merrimack	62 53					310	A	St. Francis Brooklyn	67 62
				128	A	Robert Morris	62 59					308	A	Sacred Heart	67 58
				281	A	Wagner	67 52					317	A	Fairleigh Dickinson	69 61
				276	H	Saint Francis (PA)	68 44					324	H	Bryant	67 72
				330	A	LIU Brooklyn	77 57					310	H	St. Francis Brooklyn	69 60

Non-Div I Games: Frostburg St. 94 40

Mt. St. Mary's

Loss, Non-Conf, S Site, H Home A Away N Neutral

Average RPI Win: 280	WON-LOST	WINNING	LAST 10	STRENGTH OF	OPP. STRENGTH	TEAM	ADJ.	CONF.	ADJ CONF.
Average RPI Loss: 130	RECORD	PCT. RANK	GAMES	SCHEDULE	OF SCHEDULE	RPI	RPI	RPI	RPI
DIV. I ONLY	11- 14	210	5-5	268	204	227	227	20	20
DIV. I NON-CONF.	5- 4	140	0	315	93	190	190	23	23
TOTALS	RPI 1-25	RPI 26-50	W-L RECORDS	RPI 51-100	RPI 101-150	RPI 150+			
11- 14	0- 2	0- 2	OVERALL	0- 3	1- 1	10- 6			
7- 3	0- 0	0- 1	HOME	0- 1	1- 0	6- 1			
4- 11	0- 2	0- 1	AWAY	0- 2	0- 1	4- 5			
0- 0	0- 0	0- 0	NEUTRAL	0- 0	0- 0	0- 0			
5- 4	0- 2	0- 0	NON-CONFERENCE	0- 1	0- 0	5- 1			
2- 1	0- 0	0- 0	HOME	0- 0	0- 0	2- 1			
3- 3	0- 2	0- 0	AWAY	0- 1	0- 0	3- 0			
0- 0	0- 0	0- 0	NEUTRAL	0- 0	0- 0	0- 0			
6- 10	0- 0	0- 2	CONFERENCE	0- 2	1- 1	5- 5			
5- 2	0- 0	0- 1	HOME	0- 1	1- 0	4- 0			
1- 8	0- 0	0- 1	AWAY	0- 1	0- 1	1- 5			
0- 0	0- 0	0- 0	NEUTRAL	0- 0	0- 0	0- 0			

RPI 1-25				RPI 26-50				RPI 51-100				RPI 101+ Team's RPI: 227			
RPI	S	Opponent	Score	RPI	S	Opponent	Score	RPI	S	Opponent	Score	RPI	S	Opponent	Score
5	A	Louisville	40 76	50	A	UT Martin	56 98	57	A	Belmont	53 70	119	A	Southeast Mo. St.	73 88
15	A	Mississippi St.	43 124	50	H	UT Martin	64 89	57	H	Belmont	56 86	119	H	Southeast Mo. St.	70 62
								99	A	Southern Ill.	66 76	175	H	Samford	56 84
												179	A	Austin Peay	61 69
												211	A	Tennessee Tech	72 77
												213	A	Eastern Ill.	46 66
												213	H	Eastern Ill.	92 87
												251	A	Lipscomb	67 57
												253	A	Jacksonville St.	51 68
												262	H	Arkansas St.	77 62
												274	H	Indiana St.	70 62
												280	H	Morehead St.	83 75
												320	A	Evansville	61 59
												334	A	Tennessee St.	81 96
												334	H	Tennessee St.	100 62
												339	A	SIUE	70 61
												339	H	SIUE	74 60
												351	A	Mississippi Val.	72 66
LAST 10 Division I															
339	A	SIUE	70 61	57	A	Belmont	53 70								
213	A	Eastern Ill.	46 66	339	H	SIUE	74 60								
280	H	Morehead St.	83 75	213	H	Eastern Ill.	92 87								
179	A	Austin Peay	61 69	334	H	Tennessee St.	100 62								
334	A	Tennessee St.	81 96	57	H	Belmont	56 86								

Non-Div I Games: Cumberland (TN) 93 60 Christian Bros. 95 59

Murray St.

■ Loss,
 ■ Non-Conf, S Site,
 ■ Home
 ■ Away
 N Neutral

Average RPI Win:	261	WON-LOST	WINNING	LAST 10	STRENGTH OF	OPP. STRENGTH	TEAM	ADJ.	CONF.	ADJ CONF.
Average RPI Loss:	142	RECORD	PCT. RANK	GAMES	SCHEDULE	OF SCHEDULE	RPI	RPI	RPI	RPI
DIV. I ONLY	15- 8	79	6-4	288	260	151	151	29	29	
DIV. I NON-CONF.	6- 4	123	0	179	55	95	95	29	29	
TOTALS	RPI 1-25	RPI 26-50	W-L RECORDS	RPI 51-100	RPI 101-150	RPI 150+				
15- 8	0- 1	0- 0	OVERALL	0- 2	2- 2	13- 3				
7- 2	0- 0	0- 0	HOME	0- 0	1- 1	6- 1				
7- 5	0- 1	0- 0	AWAY	0- 1	1- 1	6- 2				
1- 1	0- 0	0- 0	NEUTRAL	0- 1	0- 0	1- 0				
6- 4	0- 1	0- 0	NON-CONFERENCE	0- 2	2- 0	4- 1				
2- 0	0- 0	0- 0	HOME	0- 0	1- 0	1- 0				
3- 3	0- 1	0- 0	AWAY	0- 1	1- 0	2- 1				
1- 1	0- 0	0- 0	NEUTRAL	0- 1	0- 0	1- 0				
9- 4	0- 0	0- 0	CONFERENCE	0- 0	0- 2	9- 2				
5- 2	0- 0	0- 0	HOME	0- 0	0- 1	5- 1				
4- 2	0- 0	0- 0	AWAY	0- 0	0- 1	4- 1				
0- 0	0- 0	0- 0	NEUTRAL	0- 0	0- 0	0- 0				

RPI 1-25				RPI 26-50				RPI 51-100				RPI 101+ Team's RPI: 151			
RPI	S	Opponent	Score	RPI	S	Opponent	Score	RPI	S	Opponent	Score	RPI	S	Opponent	Score
20	A	NC State	44 80					71	A	Georgia	54 72	102	A	VCU	69 58
								100	N	Miami (FL)	67 68	118	A	Bethune-Cookman	50 70
												118	H	Bethune-Cookman	58 69
												132	H	UNC Greensboro	57 48
												152	A	Akron	52 64
												187	H	Norfolk St.	53 39
												223	A	Clemson	82 74
												241	H	Howard	60 55
												246	A	Morgan St.	38 42
												260	A	Delaware St.	69 45
												260	H	Delaware St.	58 53
												262	N	Arkansas St.	55 50
												280	A	Morehead St.	74 56
												290	H	ETSU	80 69
												314	H	N.C. Central	80 86
												326	A	UMES	67 31
												331	A	Coppin St.	84 38
												341	A	Florida A&M	66 49
												341	H	Florida A&M	71 44
												346	H	South Carolina St.	66 55
LAST 10 Division I															
241	H	Howard	60 55	187	H	Norfolk St.	53 39								
314	H	N.C. Central	80 86	260	H	Delaware St.	58 53								
341	A	Florida A&M	66 49	118	H	Bethune-Cookman	58 69								
118	A	Bethune-Cookman	50 70	246	A	Morgan St.	38 42								
346	H	South Carolina St.	66 55	331	A	Coppin St.	84 38								

Non-Div I Games: Saint Augustine's 75 44 Johnson & Wales (NC121 61

N.C. A&T

■ Loss,
 ■ Non-Conf, S Site,
 ■ Home
 ■ Away
 N Neutral

Average RPI Win:	284	WON-LOST	WINNING	LAST 10	STRENGTH OF	OPP. STRENGTH	TEAM	ADJ.	CONF.	ADJ CONF.
Average RPI Loss:	208	RECORD	PCT. RANK	GAMES	SCHEDULE	OF SCHEDULE	RPI	RPI	RPI	RPI
DIV. I ONLY	8- 15	261	5-5	345	267	314	314	29	29	
DIV. I NON-CONF.	2- 9	304	0	268	191	317	317	29	29	
TOTALS	RPI 1-25	RPI 26-50	W-L RECORDS	RPI 51-100	RPI 101-150	RPI 150+				
8- 15	0- 1	0- 0	OVERALL	0- 0	1- 3	7- 11				
4- 5	0- 0	0- 0	HOME	0- 0	1- 0	3- 5				
4- 9	0- 1	0- 0	AWAY	0- 0	0- 3	4- 5				
0- 1	0- 0	0- 0	NEUTRAL	0- 0	0- 0	0- 1				
2- 9	0- 1	0- 0	NON-CONFERENCE	0- 0	1- 2	1- 6				
1- 3	0- 0	0- 0	HOME	0- 0	1- 0	0- 3				
1- 5	0- 1	0- 0	AWAY	0- 0	0- 2	1- 2				
0- 1	0- 0	0- 0	NEUTRAL	0- 0	0- 0	0- 1				
6- 6	0- 0	0- 0	CONFERENCE	0- 0	0- 1	6- 5				
3- 2	0- 0	0- 0	HOME	0- 0	0- 0	3- 2				
3- 4	0- 0	0- 0	AWAY	0- 0	0- 1	3- 3				
0- 0	0- 0	0- 0	NEUTRAL	0- 0	0- 0	0- 0				

RPI 1-25				RPI 26-50				RPI 51-100				RPI 101+ Team's RPI: 314			
RPI	S	Opponent	Score	RPI	S	Opponent	Score	RPI	S	Opponent	Score	RPI	S	Opponent	Score
9	A	Iowa	50 102									108	H	Campbell	67 64
												111	A	North Carolina	53 92
												118	A	Bethune-Cookman	52 73
												136	A	California	69 90
												151	A	N.C. A&T	86 80
												186	H	High Point	58 78
												187	H	Norfolk St.	75 83
												205	N	Penn St.	68 92
												233	A	CSU Bakersfield	71 80
												246	A	Morgan St.	79 86
												260	A	Delaware St.	54 64
												260	H	Delaware St.	60 64
												265	A	Col. of Charleston	78 85
												271	H	Winthrop	46 56
												304	H	FIU	58 59
												326	A	UMES	63 65
												326	H	UMES	78 70
												330	A	LIU Brooklyn	61 59
												331	A	Coppin St.	58 44
												341	A	Florida A&M	71 70
												341	H	Florida A&M	66 57
												346	H	South Carolina St.	90 49
LAST 10 Division I															
				326	H	UMES	78 70					346	H	South Carolina St.	90 49
				151	A	N.C. A&T	86 80					260	H	Delaware St.	60 64
				246	A	Morgan St.	79 86					341	A	Florida A&M	71 70
				331	A	Coppin St.	58 44					118	A	Bethune-Cookman	52 73
				187	H	Norfolk St.	75 83					326	A	UMES	63 65

Non-Div I Games: Lincoln (PA) 53 68 Washington Adventis83 48

N.C. Central

Loss, Non-Conf, S Site, H Home A Away N Neutral

Average RPI Win:	136	WON-LOST	WINNING	LAST 10	STRENGTH OF	OPP. STRENGTH	TEAM	ADJ.	CONF.	ADJ CONF.
Average RPI Loss:	61	RECORD	PCT. RANK	GAMES	SCHEDULE	OF SCHEDULE	RPI	RPI	RPI	RPI
DIV. I ONLY	23- 3	12	8-2	76	42	20	20	5	5	
DIV. I NON-CONF.	11- 0	1	0	177	61	17	17	4	4	
TOTALS	RPI 1-25	RPI 26-50	W-L RECORDS	RPI 51-100	RPI 101-150	RPI 150+				
23- 3	2- 1	4- 0	OVERALL	3- 1	3- 1	11- 0				
12- 2	2- 1	2- 0	HOME	0- 1	2- 0	6- 0				
9- 1	0- 0	2- 0	AWAY	2- 0	1- 1	4- 0				
2- 0	0- 0	0- 0	NEUTRAL	1- 0	0- 0	1- 0				
11- 0	1- 0	0- 0	NON-CONFERENCE	1- 0	0- 0	9- 0				
7- 0	1- 0	0- 0	HOME	0- 0	0- 0	6- 0				
2- 0	0- 0	0- 0	AWAY	0- 0	0- 0	2- 0				
2- 0	0- 0	0- 0	NEUTRAL	1- 0	0- 0	1- 0				
12- 3	1- 1	4- 0	CONFERENCE	2- 1	3- 1	2- 0				
5- 2	1- 1	2- 0	HOME	0- 1	2- 0	0- 0				
7- 1	0- 0	2- 0	AWAY	2- 0	1- 1	2- 0				
0- 0	0- 0	0- 0	NEUTRAL	0- 0	0- 0	0- 0				

RPI	S	Opponent	Score	RPI	S	Opponent	Score	RPI	S	Opponent	Score	RPI	S	Opponent	Score
3	H	Maryland	66 59	29	A	Duke	63 60	52	N	Texas	84 73	110	H	Wake Forest	59 45
5	H	Louisville	59 66	38	A	Virginia Tech	71 59	66	H	Georgia Tech	61 65	111	A	North Carolina	60 66
25	H	Florida St.	68 51	38	H	Virginia Tech	76 69	79	A	Boston College	72 54	111	H	North Carolina	76 68
				45	H	Virginia	80 60	100	A	Miami (FL)	50 48	114	A	Notre Dame	90 56
												151	H	N.C. A&T	80 44
												166	A	Saint Mary's (CA)	87 70
												174	H	Elon	62 49
												184	H	Maine	62 34
												195	H	Chattanooga	74 38
												197	A	Hawaii	68 59
												223	A	Clemson	79 60
												257	N	North Texas	76 65
												270	H	Lamar University	81 40
												273	H	UNCW	80 40
												285	A	Pittsburgh	88 44
LAST 10 Division I															
100	A	Miami (FL)	50 48	223	A	Clemson	79 60								
66	H	Georgia Tech	61 65	111	H	North Carolina	76 68								
5	H	Louisville	59 66	285	A	Pittsburgh	88 44								
38	A	Virginia Tech	71 59	110	H	Wake Forest	59 45								
29	A	Duke	63 60	25	H	Florida St.	68 51								

Non-Div I Games:

NC State

NJIT										
Average RPI Win:	281	WON-LOST	WINNING	LAST 10	STRENGTH OF	OPP. STRENGTH	TEAM	ADJ.	CONF.	ADJ CONF.
Average RPI Loss:	169	RECORD	PCT. RANK	GAMES	SCHEDULE	OF SCHEDULE	RPI	RPI	RPI	RPI
DIV. I ONLY	4- 22	325	1-9	220	223	325	325	16	16	
DIV. I NON-CONF.	3- 10	282	0	286	330	321	321	14	14	
<hr/>										
TOTALS	RPI 1-25	RPI 26-50	W-L RECORDS	RPI 51-100	RPI 101-150	RPI 150+				
4- 22	0- 0	0- 2	OVERALL	0- 3	1- 4	3- 13				
3- 9	0- 0	0- 1	HOME	0- 2	1- 1	2- 5				
1- 13	0- 0	0- 1	AWAY	0- 1	0- 3	1- 8				
0- 0	0- 0	0- 0	NEUTRAL	0- 0	0- 0	0- 0				
3- 10	0- 0	0- 0	NON-CONFERENCE	0- 3	0- 1	3- 6				
2- 3	0- 0	0- 0	HOME	0- 2	0- 0	2- 1				
1- 7	0- 0	0- 0	AWAY	0- 1	0- 1	1- 5				
0- 0	0- 0	0- 0	NEUTRAL	0- 0	0- 0	0- 0				
1- 12	0- 0	0- 2	CONFERENCE	0- 0	1- 3	0- 7				
1- 6	0- 0	0- 1	HOME	0- 0	1- 1	0- 4				
0- 6	0- 0	0- 1	AWAY	0- 0	0- 2	0- 3				
0- 0	0- 0	0- 0	NEUTRAL	0- 0	0- 0	0- 0				

RPI 1-25				RPI 26-50				RPI 51-100				RPI 101+				Team's RPI: 325
RPI	S	Opponent	Score	RPI	S	Opponent	Score	RPI	S	Opponent	Score	RPI	S	Opponent	Score	
				32	A	FGCU	39 82	54	H	Penn	51 85	104	A	Liberty	48 66	
				32	H	FGCU	39 68	74	A	Colorado	57 80	104	H	Liberty	53 67	
								89	H	Colgate	52 79	125	A	Columbia	43 99	
												144	A	North Florida	48 71	
												144	H	North Florida	60 56	
												163	H	North Ala.	55 57	
												167	A	Binghamton	40 75	
												168	A	Jacksonville	67 88	
												168	H	Jacksonville	54 66	
												182	A	Cornell	44 68	
												216	H	Kennesaw St.	64 77	
												217	A	Stetson	49 72	
												251	A	Lipscomb	66 68	
												251	H	Lipscomb	57 65	
												281	A	Wagner	59 61	
												291	A	Air Force	48 68	
												297	A	Vermont	59 65	
												310	H	St. Francis Brooklyn	88 69	
												317	H	Fairleigh Dickinson	59 68	
												323	H	Saint Peter's	76 73	
												347	A	Hartford	61 52	
LAST 10 Division I																
				32	H	FGCU	39 68	163	H	North Ala.	55 57					
				251	A	Lipscomb	66 68	217	A	Stetson	49 72					
				104	A	Liberty	48 66	32	A	FGCU	39 82					
				144	H	North Florida	60 56	251	H	Lipscomb	57 65					
				168	H	Jacksonville	54 66	216	H	Kennesaw St.	64 77					

Non-Div I Games:

NJIT

■ Loss,
 ■ Non-Conf,
 ■ S Site,
 ■ Home
 ■ A Away
 N Neutral

Average RPI Win: 222	WON-LOST	WINNING	LAST 10	STRENGTH OF	OPP. STRENGTH	TEAM	ADJ.	CONF.	ADJ CONF.
Average RPI Loss: 166	RECORD	PCT. RANK	GAMES	SCHEDULE	OF SCHEDULE	RPI	RPI	RPI	RPI
DIV. I ONLY	6- 19	311	2-8	208	184	306	306	15	15
DIV. I NON-CONF.	4- 6	212	0	316	235	280	280	15	15
TOTALS	RPI 1-25	RPI 26-50	W-L RECORDS	RPI 51-100	RPI 101-150	RPI 150+			
6- 19	0- 0	0- 0	OVERALL	0- 4	1- 6	5- 9			
5- 7	0- 0	0- 0	HOME	0- 2	1- 2	4- 3			
1- 12	0- 0	0- 0	AWAY	0- 2	0- 4	1- 6			
0- 0	0- 0	0- 0	NEUTRAL	0- 0	0- 0	0- 0			
4- 6	0- 0	0- 0	NON-CONFERENCE	0- 0	0- 1	4- 5			
3- 1	0- 0	0- 0	HOME	0- 0	0- 0	3- 1			
1- 5	0- 0	0- 0	AWAY	0- 0	0- 1	1- 4			
0- 0	0- 0	0- 0	NEUTRAL	0- 0	0- 0	0- 0			
2- 13	0- 0	0- 0	CONFERENCE	0- 4	1- 5	1- 4			
2- 6	0- 0	0- 0	HOME	0- 2	1- 2	1- 2			
0- 7	0- 0	0- 0	AWAY	0- 2	0- 3	0- 2			
0- 0	0- 0	0- 0	NEUTRAL	0- 0	0- 0	0- 0			

RPI 1-25			RPI 26-50			RPI 51-100			RPI 101+			Team's RPI: 306
RPI	S	Opponent	Score	RPI	S	Opponent	Score	RPI	S	Opponent	Score	
								61	A	Bucknell	65	75
								61	H	Bucknell	34	61
								89	A	Colgate	55	80
								89	H	Colgate	53	65

Non-Div I Games: Stevenson 70 36

Navy

■ Loss,
 ■ Non-Conf,
 ■ S Site,
 ■ H Home
 ■ A Away
 N Neutral

Average RPI Win:	169	WON-LOST	WINNING	LAST 10	STRENGTH OF	OPP. STRENGTH	TEAM	ADJ.	CONF.	ADJ CONF.
Average RPI Loss:	35	RECORD	PCT. RANK	GAMES	SCHEDULE	OF SCHEDULE	RPI	RPI	RPI	RPI
DIV. I ONLY	17- 11	104	3-7	68	24	87	87	2	2	
DIV. I NON-CONF.	10- 1	20	0	255	203	81	81	1	1	
TOTALS	RPI 1-25	RPI 26-50	W-L RECORDS	RPI 51-100	RPI 101-150	RPI 150+				
17- 11	1- 6	2- 3	OVERALL	2- 2	3- 0	9- 0				
13- 4	1- 2	2- 2	HOME	1- 0	1- 0	8- 0				
2- 7	0- 4	0- 1	AWAY	0- 2	2- 0	0- 0				
2- 0	0- 0	0- 0	NEUTRAL	1- 0	0- 0	1- 0				
10- 1	0- 0	1- 1	NON-CONFERENCE	1- 0	1- 0	7- 0				
7- 1	0- 0	1- 1	HOME	0- 0	0- 0	6- 0				
1- 0	0- 0	0- 0	AWAY	0- 0	1- 0	0- 0				
2- 0	0- 0	0- 0	NEUTRAL	1- 0	0- 0	1- 0				
7- 10	1- 6	1- 2	CONFERENCE	1- 2	2- 0	2- 0				
6- 3	1- 2	1- 1	HOME	1- 0	1- 0	2- 0				
1- 7	0- 4	0- 1	AWAY	0- 2	1- 0	0- 0				
0- 0	0- 0	0- 0	NEUTRAL	0- 0	0- 0	0- 0				

RPI	S	Opponent	Score	RPI	S	Opponent	Score	RPI	S	Opponent	Score	RPI	S	Opponent	Score
3	A	Maryland	69 87	29	H	Duke	83 79	83	N	Southern California	67 54	139	A	Wisconsin	72 71
8	A	Northwestern	56 60	30	H	Michigan	74 71	85	A	Minnesota	61 67	139	H	Wisconsin	65 50
9	A	Iowa	60 76	41	H	Purdue	68 76	85	H	Minnesota	72 58	145	A	Missouri	90 85
9	H	Iowa	78 69	42	H	Creighton	74 79	92	A	Michigan St.	70 78	188	H	Illinois	80 58
19	H	Indiana	53 57	44	A	Rutgers	65 69					205	H	Penn St.	75 58
21	A	Ohio St.	52 65									207	H	Manhattan	71 51
21	H	Ohio St.	74 80									218	H	Oral Roberts	77 67
												244	H	Southern U.	73 39
												246	H	Morgan St.	78 55
												254	H	Alabama A&M	68 46
												308	N	Sacred Heart	72 49
												339	H	SIUE	63 49
LAST 10 Division I															
188	H	Illinois	80 58	9	A	Iowa	60 76								
21	A	Ohio St.	52 65	21	H	Ohio St.	74 80								
8	A	Northwestern	56 60	85	A	Minnesota	61 67								
205	H	Penn St.	75 58	139	A	Wisconsin	72 71								
19	H	Indiana	53 57	41	H	Purdue	68 76								

Non-Div I Games:

Nebraska

Nevada

Through Games Of Feb. 23, 2020

Average RPI Win: 263	WON-LOST	WINNING	LAST 10	STRENGTH OF	OPP. STRENGTH	TEAM	ADJ.	CONF.	ADJ CONF.
Average RPI Loss: 162	RECORD	PCT. RANK	GAMES	SCHEDULE	OF SCHEDULE	RPI	RPI	RPI	RPI
DIV. I ONLY	13- 13	172	6-4	290	211	234	234	17	17
DIV. I NON-CONF.	6- 4	123	0	327	270	224	224	20	20
TOTALS	RPI 1-25	RPI 26-50	W-L RECORDS	RPI 51-100	RPI 101-150	RPI 150+			
13- 13	0- 0	0- 0	OVERALL	0- 3	0- 3	13- 7			
9- 4	0- 0	0- 0	HOME	0- 1	0- 1	9- 2			
3- 9	0- 0	0- 0	AWAY	0- 2	0- 2	3- 5			
1- 0	0- 0	0- 0	NEUTRAL	0- 0	0- 0	1- 0			
6- 4	0- 0	0- 0	NON-CONFERENCE	0- 2	0- 1	6- 1			
4- 1	0- 0	0- 0	HOME	0- 1	0- 0	4- 0			
1- 3	0- 0	0- 0	AWAY	0- 1	0- 1	1- 1			
1- 0	0- 0	0- 0	NEUTRAL	0- 0	0- 0	1- 0			
7- 9	0- 0	0- 0	CONFERENCE	0- 1	0- 2	7- 6			
5- 3	0- 0	0- 0	HOME	0- 0	0- 1	5- 2			
2- 6	0- 0	0- 0	AWAY	0- 1	0- 1	2- 4			
0- 0	0- 0	0- 0	NEUTRAL	0- 0	0- 0	0- 0			

RPI S	Opponent	Score	RPI S	Opponent	Score	RPI S	Opponent	Score	RPI S	Opponent	Score	Team's RPI: 234
73	A Fresno St.	58 69	83	A Southern California	47 50	95	H SFA	65 80	101	A Boise St.	40 54	
									101	H Boise St.	72 83	
									107	A Utah	62 68	
									161	A San Jose St.	80 76	
									161	H San Jose St.	70 72	
									166	H Saint Mary's (CA)	78 72	
									199	A Wyoming	59 83	
									209	A UNLV	64 66	
									209	H UNLV	62 59	
									214	A Portland St.	75 80	
									215	A New Mexico	67 87	
									215	H New Mexico	86 78	
									247	H San Diego St.	70 69	
									261	A Colorado St.	70 75	
									261	H Colorado St.	74 63	
									282	H Utah St.	69 60	
									291	A Air Force	71 67	
									291	H Air Force	61 68	
									302	A Utah Valley	60 57	
									307	H Sacramento St.	83 72	
									313	H Cal Poly	71 40	
									315	N UTRGV	62 57	
									348	H Chicago St.	80 60	
LAST 10 Division I												
73	A Fresno St.	58 69	101	H Boise St.	72 83							
215	H New Mexico	86 78	261	H Colorado St.	74 63							
209	H UNLV	62 59	215	A New Mexico	67 87							
161	A San Jose St.	80 76	209	A UNLV	64 66							
291	A Air Force	71 67	247	H San Diego St.	70 69							

Non-Div I Games: Stanislaus St. 80 62

Nevada

Loss, Non-Conf, S Site, H Home A Away N Neutral

New Hampshire

Through Games Of Feb. 23, 2020

Average RPI Win:	320	WON-LOST	WINNING	LAST 10	STRENGTH OF	OPP. STRENGTH	TEAM	ADJ.	CONF.	ADJ CONF.
Average RPI Loss:	156	RECORD	PCT. RANK	GAMES	SCHEDULE	OF SCHEDULE	RPI	RPI	RPI	RPI
DIV. I ONLY	9- 16	254	6-4	231	314	268	268	27	27	
DIV. I NON-CONF.	2- 9	304	0	167	241	287	287	28	28	
TOTALS	RPI 1-25	RPI 26-50	W-L RECORDS	RPI 51-100	RPI 101-150	RPI 150+				
9- 16	0- 2	0- 0	OVERALL	0- 2	0- 3	9- 9				
4- 7	0- 0	0- 0	HOME	0- 1	0- 1	4- 5				
5- 9	0- 2	0- 0	AWAY	0- 1	0- 2	5- 4				
0- 0	0- 0	0- 0	NEUTRAL	0- 0	0- 0	0- 0				
2- 9	0- 2	0- 0	NON-CONFERENCE	0- 0	0- 3	2- 4				
1- 3	0- 0	0- 0	HOME	0- 0	0- 1	1- 2				
1- 6	0- 2	0- 0	AWAY	0- 0	0- 2	1- 2				
0- 0	0- 0	0- 0	NEUTRAL	0- 0	0- 0	0- 0				
7- 7	0- 0	0- 0	CONFERENCE	0- 2	0- 0	7- 5				
3- 4	0- 0	0- 0	HOME	0- 1	0- 0	3- 3				
4- 3	0- 0	0- 0	AWAY	0- 1	0- 0	4- 2				
0- 0	0- 0	0- 0	NEUTRAL	0- 0	0- 0	0- 0				

RPI	S	Opponent	Score	RPI	S	Opponent	Score	RPI	S	Opponent	Score	RPI	S	Opponent	Score
4	A	Baylor	29 97					60	A	Stony Brook	50 52	126	A	Holy Cross	61 82
14	A	Princeton	37 77					60	H	Stony Brook	44 53	135	H	Boston U.	64 78
												148	A	Massachusetts	65 67
												164	A	Dartmouth	47 66
												167	H	Binghamton	53 63
												183	A	Merrimack	54 64
												184	A	Maine	50 67
												220	H	Brown	68 76
												235	A	UMass Lowell	53 58
												235	H	UMass Lowell	53 66
												269	H	North Dakota St.	61 67
												287	A	UMBC	72 63
												287	H	UMBC	56 51
												297	A	Vermont	59 51
												297	H	Vermont	42 44
												322	A	Albany (NY)	48 47
												322	H	Albany (NY)	56 53
												324	A	Bryant	68 56
												347	A	Hartford	64 55
												347	H	Hartford	72 71
												349	H	Central Conn. St.	70 59
LAST 10 Division I															
322	H	Albany (NY)	56 53	235	H	UMass Lowell	53 66								
347	A	Hartford	64 55	297	A	Vermont	59 51								
287	H	UMBC	56 51	167	H	Binghamton	53 63								
297	H	Vermont	42 44	287	A	UMBC	72 63								
60	A	Stony Brook	50 52	322	A	Albany (NY)	48 47								

Non-Div I Games: Wheaton (MA) 89 44

New Hampshire

Loss, Non-Conf, S Site, H Home A Away N Neutral

New Mexico

Through Games Of Feb. 23, 2020

Average RPI Win: 232	WON-LOST	WINNING	LAST 10	STRENGTH OF	OPP. STRENGTH	TEAM	ADJ.	CONF.	ADJ CONF.
Average RPI Loss: 150	RECORD	PCT. RANK	GAMES	SCHEDULE	OF SCHEDULE	RPI	RPI	RPI	RPI
DIV. I ONLY	13- 15	196	3-7	171	203	215	215	17	17
DIV. I NON-CONF.	8- 4	90	0	245	181	161	161	20	20
TOTALS	RPI 1-25	RPI 26-50	W-L RECORDS	RPI 51-100	RPI 101-150	RPI 150+			
13- 15	0- 0	0- 1	OVERALL	0- 4	1- 2	12- 8			
7- 8	0- 0	0- 0	HOME	0- 2	0- 1	7- 5			
5- 6	0- 0	0- 1	AWAY	0- 1	0- 1	5- 3			
1- 1	0- 0	0- 0	NEUTRAL	0- 1	1- 0	0- 0			
8- 4	0- 0	0- 1	NON-CONFERENCE	0- 2	1- 0	7- 1			
5- 2	0- 0	0- 0	HOME	0- 1	0- 0	5- 1			
2- 1	0- 0	0- 1	AWAY	0- 0	0- 0	2- 0			
1- 1	0- 0	0- 0	NEUTRAL	0- 1	1- 0	0- 0			
5- 11	0- 0	0- 0	CONFERENCE	0- 2	0- 2	5- 7			
2- 6	0- 0	0- 0	HOME	0- 1	0- 1	2- 4			
3- 5	0- 0	0- 0	AWAY	0- 1	0- 1	3- 3			
0- 0	0- 0	0- 0	NEUTRAL	0- 0	0- 0	0- 0			

RPI S	Opponent	Score	RPI S	Opponent	Score	RPI S	Opponent	Score	RPI S	Opponent	Score	Team's RPI: 215
28	A Arizona St.	47 84	59	N West Virginia	60 73	101	A Boise St.	82 83				
			70	H Ball St.	57 70	101	H Boise St.	76 95				
			73	A Fresno St.	81 84	145	N Missouri	71 68				
			73	H Fresno St.	78 84	161	A San Jose St.	85 89				
						161	H San Jose St.	80 81				
						162	H Northern Ariz.	83 76				
						169	H Providence	86 68				
						190	H Houston	81 71				
						199	A Wyoming	74 71				
						199	H Wyoming	66 73				
						209	A UNLV	80 64				
						209	H UNLV	51 68				
						221	A UTEP	93 78				
						234	A Nevada	78 86				
						234	H Nevada	87 67				
						247	A San Diego St.	74 75				
						247	H San Diego St.	58 67				
						261	H Colorado St.	73 62				
						291	A Air Force	75 53				
						292	H LMU (CA)	72 73				
						301	H UC Riverside	80 70				
						319	A New Mexico St.	86 67				
						319	H New Mexico St.	107 53				
LAST 10 Division I												
101	H Boise St.	76 95	73	H Fresno St.	78 84							
234	A Nevada	78 86	247	A San Diego St.	74 75							
209	A UNLV	80 64	234	H Nevada	87 67							
247	H San Diego St.	58 67	161	A San Jose St.	85 89							
199	A Wyoming	74 71	209	H UNLV	51 68							

Non-Div I Games: Northern N.M. 92 44

New Mexico

■ Loss,
 ■ Non-Conf, S Site,
 ■ Home
 ■ Away
 N Neutral

New Mexico St.

Through Games Of Feb. 23, 2020

Average RPI Win:	310	WON-LOST	WINNING	LAST 10	STRENGTH OF	OPP. STRENGTH	TEAM	ADJ.	CONF.	ADJ CONF.
Average RPI Loss:	222	RECORD	PCT. RANK	GAMES	SCHEDULE	OF SCHEDULE	RPI	RPI	RPI	RPI
DIV. I ONLY	8- 17	279	4-6	324	333	319	319	31	31	
DIV. I NON-CONF.	2- 10	313	0	250	301	324	324	32	32	
TOTALS	RPI 1-25	RPI 26-50	W-L RECORDS	RPI 51-100	RPI 101-150	RPI 150+				
8- 17	0- 0	0- 1	OVERALL	0- 0	0- 2	8- 14				
5- 7	0- 0	0- 1	HOME	0- 0	0- 0	5- 6				
3- 8	0- 0	0- 0	AWAY	0- 0	0- 1	3- 7				
0- 2	0- 0	0- 0	NEUTRAL	0- 0	0- 1	0- 1				
2- 10	0- 0	0- 1	NON-CONFERENCE	0- 0	0- 2	2- 7				
1- 5	0- 0	0- 1	HOME	0- 0	0- 0	1- 4				
1- 3	0- 0	0- 0	AWAY	0- 0	0- 1	1- 2				
0- 2	0- 0	0- 0	NEUTRAL	0- 0	0- 1	0- 1				
6- 7	0- 0	0- 0	CONFERENCE	0- 0	0- 0	6- 7				
4- 2	0- 0	0- 0	HOME	0- 0	0- 0	4- 2				
2- 5	0- 0	0- 0	AWAY	0- 0	0- 0	2- 5				
0- 0	0- 0	0- 0	NEUTRAL	0- 0	0- 0	0- 0				

RPI 1-25			RPI 26-50			RPI 51-100			RPI 101+			Team's RPI: 319			
RPI	S	Opponent	Score	RPI	S	Opponent	Score	RPI	S	Opponent	Score	RPI	S	Opponent	Score
				28	H	Arizona St.	47 70					117	A	Abilene Christian	54 67
												150	N	Western Mich.	76 79
												194	H	Pepperdine	69 72
												210	A	UMKC	52 56
												210	H	UMKC	50 55
												215	A	New Mexico	53 107
												215	H	New Mexico	67 86
												221	A	UTEP	45 65
												221	H	UTEP	57 63
												226	A	Grand Canyon	49 60
												233	A	CSU Bakersfield	59 60
												245	A	Denver	78 75
												295	H	California Baptist	57 56
												301	H	UC Riverside	58 60
												302	A	Utah Valley	65 58
												302	H	Utah Valley	54 58
												303	A	Seattle U	57 67
												303	H	Seattle U	83 65
												312	N	Georgia St.	51 59
												315	A	UTRGV	63 74
												315	H	UTRGV	76 75
												321	H	Weber St.	77 47
												348	A	Chicago St.	73 60
												348	H	Chicago St.	80 56
LAST 10 Division I															
				315	A	UTRGV	63 74					226	A	Grand Canyon	49 60
				302	A	Utah Valley	65 58					233	A	CSU Bakersfield	59 60
				303	A	Seattle U	57 67					315	H	UTRGV	76 75
				210	H	UMKC	50 55					303	H	Seattle U	83 65
				348	H	Chicago St.	80 56					302	H	Utah Valley	54 58

Non-Div I Games: Western N.M. 75 56

New Mexico St.

Loss, Non-Conf, S Site, H Home A Away N Neutral

RPI 1-25				RPI 26-50				RPI 51-100				RPI 101+				Team's RPI: 157	
RPI	S	Opponent	Score	RPI	S	Opponent	Score	RPI	S	Opponent	Score	RPI	S	Opponent	Score		
				34	A	LSU	49 83	51	A	Iowa St.	53 71	117	A	Abilene Christian	62 76		
				35	A	Arkansas	52 82	95	A	SFA	47 59	153	H	Sam Houston St.	46 78		
								95	H	SFA	53 50	206	H	Louisiana	60 65		
								96	H	A&M-Corpus Christi	53 83	232	H	North Dakota	79 73		
												237	A	Southeastern La.	57 73		
												242	A	Central Ark.	49 37		
												242	H	Central Ark.	85 73		
												255	A	Texas St.	49 51		
												258	A	Incarnate Word	67 55		
												258	H	Incarnate Word	61 57		
												266	H	Nicholls St.	77 65		
												270	A	Lamar University	62 57		
												286	A	Ole Miss	69 64		
												316	H	Houston Baptist	88 84		
												337	A	Northwestern St.	77 63		
												342	A	McNeese	85 59		
												342	H	McNeese	78 59		
LAST 10 Division I																	
				342	A	McNeese	85 59	237	A	Southeastern La.	57 73						
				258	H	Incarnate Word	61 57	337	A	Northwestern St.	77 63						
				242	H	Central Ark.	85 73	266	H	Nicholls St.	77 65						
				95	A	SFA	47 59	96	H	A&M-Corpus Christi	53 83						
				316	H	Houston Baptist	88 84	342	H	McNeese	78 59						

Loss, Non-Conf, S Site, H Home A Away N Neutral

Niagara

Through Games Of Feb. 23, 2020

Average RPI Win: 300	WON-LOST	WINNING	LAST 10	STRENGTH OF	OPP. STRENGTH	TEAM	ADJ.	CONF.	ADJ CONF.
Average RPI Loss: 165	RECORD	PCT. RANK	GAMES	SCHEDULE	OF SCHEDULE	RPI	RPI	RPI	RPI
DIV. I ONLY	9- 17	267	3-7	232	294	277	277	24	24
DIV. I NON-CONF.	2- 7	288	0	220	312	282	282	25	25
TOTALS	RPI 1-25	RPI 26-50	W-L RECORDS	RPI 51-100	RPI 101-150	RPI 150+			
9- 17	0- 0	0- 1	OVERALL	0- 5	0- 1	9- 10			
5- 6	0- 0	0- 0	HOME	0- 2	0- 1	5- 3			
4- 11	0- 0	0- 1	AWAY	0- 3	0- 0	4- 7			
0- 0	0- 0	0- 0	NEUTRAL	0- 0	0- 0	0- 0			
2- 7	0- 0	0- 1	NON-CONFERENCE	0- 1	0- 1	2- 4			
1- 1	0- 0	0- 0	HOME	0- 0	0- 1	1- 0			
1- 6	0- 0	0- 1	AWAY	0- 1	0- 0	1- 4			
0- 0	0- 0	0- 0	NEUTRAL	0- 0	0- 0	0- 0			
7- 10	0- 0	0- 0	CONFERENCE	0- 4	0- 0	7- 6			
4- 5	0- 0	0- 0	HOME	0- 2	0- 0	4- 3			
3- 5	0- 0	0- 0	AWAY	0- 2	0- 0	3- 3			
0- 0	0- 0	0- 0	NEUTRAL	0- 0	0- 0	0- 0			

RPI S	Opponent	Score	RPI S	Opponent	Score	RPI S	Opponent	Score	RPI S	Opponent	Score	Team's RPI: 277
44	A Rutgers	37 87	62	A Marist	57 82	143	H Buffalo	67 81				
			62	H Marist	67 94	167	A Binghamton	55 74				
			89	A Colgate	72 85	182	A Cornell	59 82				
			90	A Rider	75 79	189	A Quinnipiac	61 71				
			90	H Rider	55 71	207	A Manhattan	65 68				
						207	H Manhattan	61 75				
						222	A Iona	63 57				
						222	H Iona	58 70				
						239	H Fairfield	65 77				
						241	A Howard	42 91				
						278	H Oakland	77 63				
						279	A Siena	54 59				
						279	H Siena	68 61				
						293	A St. Bonaventure	67 71				
						300	A Monmouth	73 70				
						300	H Monmouth	62 61				
						323	A Saint Peter's	68 64				
						323	H Saint Peter's	97 89				
						331	A Coppin St.	82 67				
						340	H Canisius	81 62				
LAST 10 Division I												
207	H Manhattan	61 75	239	H Fairfield	65 77							
300	H Monmouth	62 61	62	A Marist	57 82							
189	A Quinnipiac	61 71	279	A Siena	54 59							
323	A Saint Peter's	68 64	340	H Canisius	81 62							
222	H Iona	58 70	90	H Rider	55 71							

Non-Div I Games:

Niagara

■ Loss,
 ■ Non-Conf,
 ■ S Site,
 ■ H Home
 ■ A Away
 N Neutral

Average RPI Win: 291	WON-LOST	WINNING	LAST 10	STRENGTH OF	OPP. STRENGTH	TEAM	ADJ.	CONF.	ADJ CONF.
Average RPI Loss: 146	RECORD	PCT. RANK	GAMES	SCHEDULE	OF SCHEDULE	RPI	RPI	RPI	RPI
DIV. I ONLY	8- 16	274	6-4	226	237	266	266	23	23
DIV. I NON-CONF.	1- 6	318	0	57	46	251	251	24	24
TOTALS	RPI 1-25	RPI 26-50	W-L RECORDS	RPI 51-100	RPI 101-150	RPI 150+			
8- 16	0- 2	0- 1	OVERALL	0- 3	0- 2	8- 8			
4- 5	0- 0	0- 0	HOME	0- 1	0- 1	4- 3			
4- 10	0- 2	0- 1	AWAY	0- 2	0- 0	4- 5			
0- 1	0- 0	0- 0	NEUTRAL	0- 0	0- 1	0- 0			
1- 6	0- 2	0- 1	NON-CONFERENCE	0- 1	0- 1	1- 1			
1- 0	0- 0	0- 0	HOME	0- 0	0- 0	1- 0			
0- 5	0- 2	0- 1	AWAY	0- 1	0- 0	0- 1			
0- 1	0- 0	0- 0	NEUTRAL	0- 0	0- 1	0- 0			
7- 10	0- 0	0- 0	CONFERENCE	0- 2	0- 1	7- 7			
3- 5	0- 0	0- 0	HOME	0- 1	0- 1	3- 3			
4- 5	0- 0	0- 0	AWAY	0- 1	0- 0	4- 4			
0- 0	0- 0	0- 0	NEUTRAL	0- 0	0- 0	0- 0			

RPI 1-25				RPI 26-50				RPI 51-100				RPI 101+ Team's RPI: 266			
RPI	S	Opponent	Score	RPI	S	Opponent	Score	RPI	S	Opponent	Score	RPI	S	Opponent	Score
17	A	TCU	47 72	34	A	LSU	32 63	68	A	Rice	47 71	117	H	Abilene Christian	84 95
19	A	Indiana	47 111					95	H	SFA	61 78	144	N	North Florida	61 64
								96	A	A&M-Corpus Christi	49 55	153	A	Sam Houston St.	71 87
												153	H	Sam Houston St.	77 80
												157	A	New Orleans	65 77
												168	A	Jacksonville	55 72
												237	A	Southeastern La.	67 65
												237	H	Southeastern La.	54 49
												242	A	Central Ark.	67 58
												242	H	Central Ark.	46 53
												258	A	Incarinate Word	51 53
												270	A	Lamar University	62 60
												270	H	Lamar University	78 84
												316	A	Houston Baptist	84 78
												337	A	Northwestern St.	54 58
												337	H	Northwestern St.	73 66
												342	H	McNeese	79 63
												350	H	La.-Monroe	74 59
LAST 10 Division I															
242	A	Central Ark.	67 58	95	H	SFA	61 78								
337	H	Northwestern St.	73 66	342	H	McNeese	79 63								
237	H	Southeastern La.	54 49	157	A	New Orleans	65 77								
270	A	Lamar University	62 60	316	A	Houston Baptist	84 78								
153	H	Sam Houston St.	77 80	242	H	Central Ark.	46 53								

Non-Div I Games: Southern-N.O. 94 61 Paul Quinn 101 68

Nicholls St.

■ Loss,
 ■ Non-Conf, S Site,
 ■ Home
 ■ Away
 N Neutral

Average RPI Win:	251	WON-LOST	WINNING	LAST 10	STRENGTH OF	OPP. STRENGTH	TEAM	ADJ.	CONF.	ADJ CONF.
Average RPI Loss:	155	RECORD	PCT. RANK	GAMES	SCHEDULE	OF SCHEDULE	RPI	RPI	RPI	RPI
DIV. I ONLY	15- 9	92	8-2	282	287	187	187	29	29	
DIV. I NON-CONF.	5- 7	205	0	97	187	169	169	29	29	
TOTALS	RPI 1-25	RPI 26-50	W-L RECORDS	RPI 51-100	RPI 101-150	RPI 150+				
15- 9	0- 0	0- 0	OVERALL	0- 1	3- 4	12- 4				
8- 4	0- 0	0- 0	HOME	0- 0	1- 2	7- 2				
6- 4	0- 0	0- 0	AWAY	0- 0	1- 2	5- 2				
1- 1	0- 0	0- 0	NEUTRAL	0- 1	1- 0	0- 0				
5- 7	0- 0	0- 0	NON-CONFERENCE	0- 1	2- 4	3- 2				
2- 3	0- 0	0- 0	HOME	0- 0	0- 2	2- 1				
2- 3	0- 0	0- 0	AWAY	0- 0	1- 2	1- 1				
1- 1	0- 0	0- 0	NEUTRAL	0- 1	1- 0	0- 0				
10- 2	0- 0	0- 0	CONFERENCE	0- 0	1- 0	9- 2				
6- 1	0- 0	0- 0	HOME	0- 0	1- 0	5- 1				
4- 1	0- 0	0- 0	AWAY	0- 0	0- 0	4- 1				
0- 0	0- 0	0- 0	NEUTRAL	0- 0	0- 0	0- 0				

RPI 1-25			RPI 26-50			RPI 51-100			RPI 101+ Team's RPI: 187		
RPI	S	Opponent	Score	RPI	S	Opponent	Score	RPI	S	Opponent	Score
						59 N West Virginia	55 72	104 H	Liberty	48 67	
								112 A	Richmond	69 77	
								113 A	William & Mary	56 65	
								118 H	Bethune-Cookman	61 51	
								128 H	Robert Morris	62 69	
								142 A	Hampton	77 56	
								144 N	North Florida	57 54	
								151 A	N.C. A&T	39 53	
								168 A	Jacksonville	71 64	
								170 H	La Salle	52 55	
								186 H	High Point	72 58	
								228 A	Marshall	69 75	
								241 A	Howard	83 80	
								246 H	Morgan St.	64 57	
								259 H	Longwood	49 46	
								260 H	Delaware St.	65 57	
								314 A	N.C. Central	83 75	
								326 H	UMES	68 45	
								331 A	Coppin St.	85 48	
								331 H	Coppin St.	55 57	
								341 A	Florida A&M	69 62	
								341 H	Florida A&M	59 51	
								346 H	South Carolina St.	76 42	
LAST 10 Division I											
						341 A	Florida A&M	69 62			
						331 H	Coppin St.	55 57			
						246 H	Morgan St.	64 57			
						260 H	Delaware St.	65 57			
						314 A	N.C. Central	83 75			
						151 A	N.C. A&T	39 53			
						341 H	Florida A&M	59 51			
						346 H	South Carolina St.	76 42			
						326 H	UMES	68 45			
						241 A	Howard	83 80			

Non-Div I Games: Virginia-Lynchburg 123 48

Norfolk St.

■ Loss,
 ■ Non-Conf,
 ■ S Site,
 ■ Home
 ■ A Away
 N Neutral

Average RPI Win:	254	WON-LOST	WINNING	LAST 10	STRENGTH OF	OPP. STRENGTH	TEAM	ADJ.	CONF.	ADJ CONF.
Average RPI Loss:	127	RECORD	PCT. RANK	GAMES	SCHEDULE	OF SCHEDULE	RPI	RPI	RPI	RPI
DIV. I ONLY	15- 8	79	5-5	328	194	163	163	16	16	
DIV. I NON-CONF.	7- 3	80	0	347	333	216	216	14	14	
TOTALS	RPI 1-25	RPI 26-50	W-L RECORDS	RPI 51-100	RPI 101-150	RPI 150+				
15- 8	0- 1	0- 1	OVERALL	0- 1	3- 1	12- 4				
6- 2	0- 0	0- 1	HOME	0- 0	2- 0	4- 1				
5- 6	0- 1	0- 0	AWAY	0- 1	1- 1	4- 3				
4- 0	0- 0	0- 0	NEUTRAL	0- 0	0- 0	4- 0				
7- 3	0- 1	0- 0	NON-CONFERENCE	0- 1	0- 0	7- 1				
1- 1	0- 0	0- 0	HOME	0- 0	0- 0	1- 1				
2- 2	0- 1	0- 0	AWAY	0- 1	0- 0	2- 0				
4- 0	0- 0	0- 0	NEUTRAL	0- 0	0- 0	4- 0				
8- 5	0- 0	0- 1	CONFERENCE	0- 0	3- 1	5- 3				
5- 1	0- 0	0- 1	HOME	0- 0	2- 0	3- 0				
3- 4	0- 0	0- 0	AWAY	0- 0	1- 1	2- 3				
0- 0	0- 0	0- 0	NEUTRAL	0- 0	0- 0	0- 0				

RPI 1-25				RPI 26-50				RPI 51-100				RPI 101+ Team's RPI: 163			
RPI	S	Opponent	Score	RPI	S	Opponent	Score	RPI	S	Opponent	Score	RPI	S	Opponent	Score
9	A	Iowa	81 86	32	H	FGCU	63 74	51	A	Iowa St.	72 80	104	A	Liberty	76 71
												104	H	Liberty	86 75
												144	A	North Florida	65 67
												144	H	North Florida	54 51
												168	A	Jacksonville	56 67
												168	H	Jacksonville	76 65
												175	H	Samford	63 79
												216	A	Kennesaw St.	56 59
												217	A	Stetson	60 69
												217	H	Stetson	68 57
												251	A	Lipscomb	84 72
												251	H	Lipscomb	91 58
												254	N	Alabama A&M	80 65
												289	N	UC Irvine	88 60
												325	A	NJIT	57 55
												333	A	Alabama St.	81 60
												334	A	Tennessee St.	88 63
												339	N	SIUE	85 67
												346	N	South Carolina St.	99 46
												351	H	Mississippi Val.	86 60
LAST 10 Division I															
217	A	Stetson	60 69	168	A	Jacksonville	56 67								
144	A	North Florida	65 67	216	A	Kennesaw St.	56 59								
251	H	Lipscomb	91 58	217	H	Stetson	68 57								
104	H	Liberty	86 75	32	H	FGCU	63 74								
325	A	NJIT	57 55	104	A	Liberty	76 71								

Non-Div I Games: Virginia-Lynchburg 128 26 Oakwood 120 38

North Ala.

■ Loss,
 ■ Non-Conf, S Site,
 ■ Home
 ■ Away
 N Neutral

North Carolina

Through Games Of Feb. 23, 2020

Average RPI Win:	185	WON-LOST	WINNING	LAST 10	STRENGTH OF	OPP. STRENGTH	TEAM	ADJ.	CONF.	ADJ CONF.
Average RPI Loss:	52	RECORD	PCT. RANK	GAMES	SCHEDULE	OF SCHEDULE	RPI	RPI	RPI	RPI
DIV. I ONLY	16- 11	117	3-7	134	40	111	111	5	5	
DIV. I NON-CONF.	9- 2	37	0	335	117	152	152	4	4	
TOTALS	RPI 1-25	RPI 26-50	W-L RECORDS	RPI 51-100	RPI 101-150	RPI 150+				
16- 11	1- 3	2- 3	OVERALL	3- 4	1- 1	9- 0				
11- 4	1- 1	1- 1	HOME	1- 2	0- 0	8- 0				
2- 7	0- 2	1- 2	AWAY	1- 2	0- 1	0- 0				
3- 0	0- 0	0- 0	NEUTRAL	1- 0	1- 0	1- 0				
9- 2	0- 0	0- 0	NON-CONFERENCE	1- 2	1- 0	7- 0				
6- 1	0- 0	0- 0	HOME	0- 1	0- 0	6- 0				
0- 1	0- 0	0- 0	AWAY	0- 1	0- 0	0- 0				
3- 0	0- 0	0- 0	NEUTRAL	1- 0	1- 0	1- 0				
7- 9	1- 3	2- 3	CONFERENCE	2- 2	0- 1	2- 0				
5- 3	1- 1	1- 1	HOME	1- 1	0- 0	2- 0				
2- 6	0- 2	1- 2	AWAY	1- 1	0- 1	0- 0				
0- 0	0- 0	0- 0	NEUTRAL	0- 0	0- 0	0- 0				

RPI S	Opponent	Score	RPI S	Opponent	Score	RPI S	Opponent	Score	RPI S	Opponent	Score	Team's RPI: 111
5	H Louisville	67 74	29	A Duke	61 71	65	A Alabama	77 83	110	A Wake Forest	79 82	
20	A NC State	68 76	38	A Virginia Tech	70 76	66	A Georgia Tech	67 60	145	N Missouri	82 69	
20	H NC State	66 60	38	H Virginia Tech	63 72	67	H Yale	63 66	174	H Elon	76 46	
25	A Florida St.	64 78	45	A Virginia	65 47	79	A Boston College	75 93	188	H Illinois	85 60	
			45	H Virginia	78 68	91	N Temple	71 58	223	H Clemson	86 72	
						98	H Syracuse	56 74	273	N UNCW	85 45	
						100	H Miami (FL)	78 58	285	H Pittsburgh	70 62	
									306	H Navy	80 40	
									314	H N.C. Central	92 53	
									338	H Western Caro.	92 55	
									344	H Charleston So.	85 54	
LAST 10 Division I												
110	A Wake Forest	79 82	223	H Clemson	86 72							
79	A Boston College	75 93	45	H Virginia	78 68							
98	H Syracuse	56 74	20	A NC State	68 76							
38	H Virginia Tech	63 72	66	A Georgia Tech	67 60							
29	A Duke	61 71	5	H Louisville	67 74							

Non-Div I Games:

North Carolina

Loss, Non-Conf, S Site, H Home A Away N Neutral

North Dakota

Through Games Of Feb. 23, 2020

Average RPI Win:	269	WON-LOST	WINNING	LAST 10	STRENGTH OF	OPP. STRENGTH	TEAM	ADJ.	CONF.	ADJ CONF.
Average RPI Loss:	161	RECORD	PCT. RANK	GAMES	SCHEDULE	OF SCHEDULE	RPI	RPI	RPI	RPI
DIV. I ONLY	12- 13	190	2-8	296	240	232	232	19	19	
DIV. I NON-CONF.	7- 4	100	0	228	314	121	121	18	18	
TOTALS	RPI 1-25	RPI 26-50	W-L RECORDS	RPI 51-100	RPI 101-150	RPI 150+				
12- 13	0- 1	0- 1	OVERALL	0- 3	1- 0	11- 8				
5- 6	0- 0	0- 1	HOME	0- 2	1- 0	4- 3				
7- 7	0- 1	0- 0	AWAY	0- 1	0- 0	7- 5				
0- 0	0- 0	0- 0	NEUTRAL	0- 0	0- 0	0- 0				
7- 4	0- 1	0- 0	NON-CONFERENCE	0- 1	1- 0	6- 2				
2- 1	0- 0	0- 0	HOME	0- 1	1- 0	1- 0				
5- 3	0- 1	0- 0	AWAY	0- 0	0- 0	5- 2				
0- 0	0- 0	0- 0	NEUTRAL	0- 0	0- 0	0- 0				
5- 9	0- 0	0- 1	CONFERENCE	0- 2	0- 0	5- 6				
3- 5	0- 0	0- 1	HOME	0- 1	0- 0	3- 3				
2- 4	0- 0	0- 0	AWAY	0- 1	0- 0	2- 3				
0- 0	0- 0	0- 0	NEUTRAL	0- 0	0- 0	0- 0				

RPI 1-25				RPI 26-50				RPI 51-100				RPI 101+ Team's RPI: 232			
RPI	S	Opponent	Score	RPI	S	Opponent	Score	RPI	S	Opponent	Score	RPI	S	Opponent	Score
24	A	Arizona	42 74	33	H	South Dakota	46 93	82	A	South Dakota St.	64 99	149	H	Valparaiso	65 63
								82	H	South Dakota St.	61 74	157	A	New Orleans	73 79
								86	H	Illinois St.	58 66	192	A	Western Ill.	74 91
												192	H	Western Ill.	77 71
												208	H	Rhode Island	67 61
												218	A	Oral Roberts	52 75
												218	H	Oral Roberts	72 86
												219	A	SMU	51 66
												226	A	Grand Canyon	78 76
												236	A	Milwaukee	66 58
												245	A	Denver	90 82
												245	H	Denver	81 91
												269	A	North Dakota St.	82 92
												269	H	North Dakota St.	74 82
												298	A	Ga. Southern	69 56
												309	H	Omaha	63 57
												335	A	Purdue Fort Wayne	63 49
												335	H	Purdue Fort Wayne	91 85
												344	A	Charleston So.	73 57
												346	A	South Carolina St.	95 53
LAST 10 Division I															
269	H	North Dakota St.	74 82	335	A	Purdue Fort Wayne	63 49	192	H	Western Ill.	77 71	245	H	Denver	81 91
82	H	South Dakota St.	61 74	269	A	North Dakota St.	82 92	82	A	South Dakota St.	64 99				
192	A	Western Ill.	74 91	218	H	Oral Roberts	72 86								

Non-Div I Games: Northland 118 35 Mayville St. 83 52

North Dakota

Loss, Non-Conf, S Site, H Home A Away N Neutral

Average RPI Win:	279	WON-LOST	WINNING	LAST 10	STRENGTH OF	OPP. STRENGTH	TEAM	ADJ.	CONF.	ADJ CONF.
Average RPI Loss:	130	RECORD	PCT. RANK	GAMES	SCHEDULE	OF SCHEDULE	RPI	RPI	RPI	RPI
DIV. I ONLY	7- 17	294	6-4	193	154	269	269	19	19	
DIV. I NON-CONF.	1- 9	326	0	149	26	294	294	18	18	
TOTALS	RPI 1-25	RPI 26-50	W-L RECORDS	RPI 51-100	RPI 101-150	RPI 150+				
7- 17	0- 0	0- 4	OVERALL	0- 3	0- 3	7- 7				
3- 8	0- 0	0- 1	HOME	0- 1	0- 2	3- 4				
4- 9	0- 0	0- 3	AWAY	0- 2	0- 1	4- 3				
0- 0	0- 0	0- 0	NEUTRAL	0- 0	0- 0	0- 0				
1- 9	0- 0	0- 2	NON-CONFERENCE	0- 2	0- 3	1- 2				
0- 5	0- 0	0- 0	HOME	0- 1	0- 2	0- 2				
1- 4	0- 0	0- 2	AWAY	0- 1	0- 1	1- 0				
0- 0	0- 0	0- 0	NEUTRAL	0- 0	0- 0	0- 0				
6- 8	0- 0	0- 2	CONFERENCE	0- 1	0- 0	6- 5				
3- 3	0- 0	0- 1	HOME	0- 0	0- 0	3- 2				
3- 5	0- 0	0- 1	AWAY	0- 1	0- 0	3- 3				
0- 0	0- 0	0- 0	NEUTRAL	0- 0	0- 0	0- 0				

RPI S	Opponent	Score	RPI S	Opponent	Score	RPI S	Opponent	Score	RPI S	Opponent	Score	Team's RPI: 269
33	A South Dakota	57 96	33	H South Dakota	36 80	51	H Iowa St.	58 86	127	A Northeastern	61 72	
36	A Bradley	64 70	36	A Bradley	64 70	75	A UNI	63 95	139	H Wisconsin	63 64	
42	A Creighton	59 70	42	A Creighton	59 70	82	A South Dakota St.	52 60	149	H Valparaiso	54 66	
									178	H Northern Ill.	68 74	
									192	A Western Ill.	79 86	
									192	H Western Ill.	78 79	
									199	H Wyoming	57 66	
									218	A Oral Roberts	62 70	
									218	H Oral Roberts	76 80	
									232	A North Dakota	82 74	
									232	H North Dakota	92 82	
									245	A Denver	82 91	
									245	H Denver	85 80	
									268	A New Hampshire	67 61	
									309	A Omaha	74 65	
									335	A Purdue Fort Wayne	58 44	
									335	H Purdue Fort Wayne	74 53	
LAST 10 Division I												
232	A North Dakota	82 74	192	A Western Ill.	79 86							
33	A South Dakota	57 96	335	A Purdue Fort Wayne	58 44							
335	H Purdue Fort Wayne	74 53	245	H Denver	85 80							
218	H Oral Roberts	76 80	82	A South Dakota St.	52 60							
309	A Omaha	74 65	232	H North Dakota	92 82							

Non-Div I Games: Waldorf 92 26 Mayville St. 97 59

North Dakota St.

North Florida

Through Games Of Feb. 23, 2020

Average RPI Win:	207	WON-LOST	WINNING	LAST 10	STRENGTH OF	OPP. STRENGTH	TEAM	ADJ.	CONF.	ADJ CONF.
Average RPI Loss:	132	RECORD	PCT. RANK	GAMES	SCHEDULE	OF SCHEDULE	RPI	RPI	RPI	RPI
DIV. I ONLY	12- 13	190	5-5	105	180	144	144	16	16	
DIV. I NON-CONF.	5- 6	187	0	54	148	93	93	14	14	
TOTALS	RPI 1-25	RPI 26-50	W-L RECORDS	RPI 51-100	RPI 101-150	RPI 150+				
12- 13	0- 2	0- 2	OVERALL	1- 2	2- 1	9- 6				
5- 4	0- 0	0- 1	HOME	0- 0	2- 0	3- 3				
5- 7	0- 2	0- 1	AWAY	0- 1	0- 1	5- 2				
2- 2	0- 0	0- 0	NEUTRAL	1- 1	0- 0	1- 1				
5- 6	0- 2	0- 0	NON-CONFERENCE	1- 2	1- 1	3- 1				
1- 0	0- 0	0- 0	HOME	0- 0	1- 0	0- 0				
2- 4	0- 2	0- 0	AWAY	0- 1	0- 1	2- 0				
2- 2	0- 0	0- 0	NEUTRAL	1- 1	0- 0	1- 1				
7- 7	0- 0	0- 2	CONFERENCE	0- 0	1- 0	6- 5				
4- 4	0- 0	0- 1	HOME	0- 0	1- 0	3- 3				
3- 3	0- 0	0- 1	AWAY	0- 0	0- 0	3- 2				
0- 0	0- 0	0- 0	NEUTRAL	0- 0	0- 0	0- 0				

RPI S	Opponent	Score	RPI S	Opponent	Score	RPI S	Opponent	Score	RPI S	Opponent	Score	Team's RPI: 144
19	A Indiana	45 72	32	A FGCU	65 76	62	N Marist	54 69	104	H Liberty	65 50	
25	A Florida St.	41 70	32	H FGCU	50 72	90	N Rider	80 70	126	H Holy Cross	80 60	
						100	A Miami (FL)	55 78	139	A Wisconsin	62 75	
									163	A North Ala.	51 54	
									163	H North Ala.	67 65	
									168	A Jacksonville	70 64	
									168	H Jacksonville	60 69	
									187	N Norfolk St.	54 57	
									216	A Kennesaw St.	64 55	
									216	H Kennesaw St.	57 33	
									217	H Stetson	52 60	
									251	A Lipscomb	68 60	
									251	H Lipscomb	66 73	
									254	A Alabama A&M	73 64	
									266	N Nicholls St.	64 61	
									304	A FIU	64 49	
									325	A NJIT	56 60	
									325	H NJIT	71 48	
LAST 10 Division I												
251	H Lipscomb	66 73	217	H Stetson	52 60							
168	H Jacksonville	60 69	216	H Kennesaw St.	57 33							
163	H North Ala.	67 65	104	H Liberty	65 50							
325	A NJIT	56 60	251	A Lipscomb	68 60							
32	A FGCU	65 76	168	A Jacksonville	70 64							

Non-Div I Games: Warner 110 46 Edward Waters 80 51

North Florida

Loss, Non-Conf, S Site, H Home A Away N Neutral

North Texas

Through Games Of Feb. 23, 2020

Average RPI Win: 250	WON-LOST	WINNING	LAST 10	STRENGTH OF	OPP. STRENGTH	TEAM	ADJ.	CONF.	ADJ CONF.
Average RPI Loss: 140	RECORD	PCT. RANK	GAMES	SCHEDULE	OF SCHEDULE	RPI	RPI	RPI	RPI
DIV. I ONLY	8- 16	274	3-7	154	183	257	257	13	13
DIV. I NON-CONF.	4- 5	195	0	181	317	221	221	16	16
TOTALS	RPI 1-25	RPI 26-50	W-L RECORDS	RPI 51-100	RPI 101-150	RPI 150+			
8- 16	0- 1	1- 2	OVERALL	0- 4	0- 2	7- 7			
6- 6	0- 0	1- 0	HOME	0- 2	0- 2	5- 2			
2- 8	0- 0	0- 2	AWAY	0- 1	0- 0	2- 5			
0- 2	0- 1	0- 0	NEUTRAL	0- 1	0- 0	0- 0			
4- 5	0- 1	0- 0	NON-CONFERENCE	0- 1	0- 1	4- 2			
3- 1	0- 0	0- 0	HOME	0- 0	0- 1	3- 0			
1- 2	0- 0	0- 0	AWAY	0- 0	0- 0	1- 2			
0- 2	0- 1	0- 0	NEUTRAL	0- 1	0- 0	0- 0			
4- 11	0- 0	1- 2	CONFERENCE	0- 3	0- 1	3- 5			
3- 5	0- 0	1- 0	HOME	0- 2	0- 1	2- 2			
1- 6	0- 0	0- 2	AWAY	0- 1	0- 0	1- 3			
0- 0	0- 0	0- 0	NEUTRAL	0- 0	0- 0	0- 0			

RPI S	Opponent	Score	RPI S	Opponent	Score	RPI S	Opponent	Score	RPI S	Opponent	Score	Team's RPI: 257
20 N	NC State	65 76	26 A	Old Dominion	66 71	52 N	Texas	57 63	105 H	UT Arlington	49 68	
			31 H	Western Ky.	61 54	58 H	Middle Tenn.	60 80	122 H	UAB	50 51	
			49 A	Charlotte	59 72	68 A	Rice	66 69	197 A	Hawaii	66 60	
						68 H	Rice	52 67	201 A	Fla. Atlantic	78 84	
									203 H	Southern Miss.	57 65	
									206 H	Louisiana	69 66	
									221 A	UTEP	63 67	
									228 H	Marshall	59 68	
									233 A	CSU Bakersfield	52 61	
									267 H	Louisiana Tech	74 69	
									282 A	Utah St.	55 66	
									304 A	FIU	56 58	
									311 A	UTSA	79 55	
									311 H	UTSA	94 55	
									329 H	Alcorn	67 31	
									350 H	La.-Monroe	63 51	
LAST 10 Division I												
311 H	UTSA	94 55	58 H	Middle Tenn.	60 80							
68 A	Rice	66 69	68 H	Rice	52 67							
26 A	Old Dominion	66 71	221 A	UTEP	63 67							
49 A	Charlotte	59 72	311 A	UTSA	79 55							
122 H	UAB	50 51	267 H	Louisiana Tech	74 69							

Non-Div I Games: Mid-Amer. Christian59 **61** Xavier (LA) 68 31 Tex. A&M-Texarkana 114 54

North Texas

Loss, Non-Conf, S Site, H Home A Away N Neutral

Northeastern

Through Games Of Feb. 23, 2020

Average RPI Win:	214	WON-LOST	WINNING	LAST 10	STRENGTH OF	OPP. STRENGTH	TEAM	ADJ.	CONF.	ADJ CONF.
Average RPI Loss:	73	RECORD	PCT. RANK	GAMES	SCHEDULE	OF SCHEDULE	RPI	RPI	RPI	RPI
DIV. I ONLY	12- 14	197	4-6	45	130	127	127	14	14	
DIV. I NON-CONF.	4- 7	225	0	32	64	122	122	13	13	
TOTALS	RPI 1-25	RPI 26-50	W-L RECORDS	RPI 51-100	RPI 101-150	RPI 150+				
12- 14	0- 2	0- 5	OVERALL	1- 3	1- 2	10- 2				
8- 6	0- 0	0- 3	HOME	0- 2	1- 0	7- 1				
4- 8	0- 2	0- 2	AWAY	1- 1	0- 2	3- 1				
0- 0	0- 0	0- 0	NEUTRAL	0- 0	0- 0	0- 0				
4- 7	0- 2	0- 1	NON-CONFERENCE	1- 3	0- 1	3- 0				
2- 3	0- 0	0- 1	HOME	0- 2	0- 0	2- 0				
2- 4	0- 2	0- 0	AWAY	1- 1	0- 1	1- 0				
0- 0	0- 0	0- 0	NEUTRAL	0- 0	0- 0	0- 0				
8- 7	0- 0	0- 4	CONFERENCE	0- 0	1- 1	7- 2				
6- 3	0- 0	0- 2	HOME	0- 0	1- 0	5- 1				
2- 4	0- 0	0- 2	AWAY	0- 0	0- 1	2- 1				
0- 0	0- 0	0- 0	NEUTRAL	0- 0	0- 0	0- 0				

RPI 1-25				RPI 26-50				RPI 51-100				RPI 101+ Team's RPI: 127			
RPI	S	Opponent	Score	RPI	S	Opponent	Score	RPI	S	Opponent	Score	RPI	S	Opponent	Score
2	A	Oregon	47 89	33	H	South Dakota	76 80	53	H	Dayton	60 71	113	A	William & Mary	64 80
18	A	Central Mich.	63 79	40	A	James Madison	54 67	67	H	Yale	63 78	113	H	William & Mary	61 55
				40	H	James Madison	64 86	84	A	Fordham	58 74	135	A	Boston U.	56 72
				43	A	Drexel	41 50	97	A	Harvard	46 44	174	A	Elon	69 45
				43	H	Drexel	51 67					174	H	Elon	68 65
												176	A	Towson	68 81
												176	H	Towson	66 63
												180	A	Delaware	72 62
												180	H	Delaware	69 81
												184	A	Maine	66 58
												265	H	Col. of Charleston	72 68
												269	H	North Dakota St.	72 61
												273	H	UNCW	63 61
												318	H	Hofstra	74 51
												347	H	Hartford	60 47
LAST 10 Division I															
176	H	Towson	66 63	180	H	Delaware	69 81								
40	H	James Madison	64 86	273	H	UNCW	63 61								
174	A	Elon	69 45	265	H	Col. of Charleston	72 68								
113	A	William & Mary	64 80	40	A	James Madison	54 67								
43	H	Drexel	51 67	176	A	Towson	68 81								

Non-Div I Games:

Northeastern

■ Loss,
 ■ Non-Conf,
 ■ S Site,
 ■ H Home
 ■ A Away
 N Neutral

Northern Ariz.

Through Games Of Feb. 23, 2020

Average RPI Win:	245	WON-LOST	WINNING	LAST 10	STRENGTH OF	OPP. STRENGTH	TEAM	ADJ.	CONF.	ADJ CONF.
Average RPI Loss:	149	RECORD	PCT. RANK	GAMES	SCHEDULE	OF SCHEDULE	RPI	RPI	RPI	RPI
DIV. I ONLY	15- 11	132	7-3	235	231	162	162	18	18	
DIV. I NON-CONF.	3- 6	235	0	122	231	199	199	17	17	
TOTALS	RPI 1-25	RPI 26-50	W-L RECORDS	RPI 51-100	RPI 101-150	RPI 150+				
15- 11	0- 1	0- 0	OVERALL	0- 3	2- 0	13- 7				
7- 4	0- 0	0- 0	HOME	0- 1	1- 0	6- 3				
7- 6	0- 0	0- 0	AWAY	0- 2	1- 0	6- 4				
1- 1	0- 1	0- 0	NEUTRAL	0- 0	0- 0	1- 0				
3- 6	0- 1	0- 0	NON-CONFERENCE	0- 2	0- 0	3- 3				
1- 1	0- 0	0- 0	HOME	0- 0	0- 0	1- 1				
1- 4	0- 0	0- 0	AWAY	0- 2	0- 0	1- 2				
1- 1	0- 1	0- 0	NEUTRAL	0- 0	0- 0	1- 0				
12- 5	0- 0	0- 0	CONFERENCE	0- 1	2- 0	10- 4				
6- 3	0- 0	0- 0	HOME	0- 1	1- 0	5- 2				
6- 2	0- 0	0- 0	AWAY	0- 0	1- 0	5- 2				
0- 0	0- 0	0- 0	NEUTRAL	0- 0	0- 0	0- 0				

RPI 1-25			RPI 26-50			RPI 51-100			RPI 101+ Team's RPI: 162		
RPI	S	Opponent	Score	RPI	S	Opponent	Score	RPI	S	Opponent	Score
16	N	Oregon St.	57 91					68	A	Rice	57 71
								73	A	Fresno St.	66 83
								81	H	Montana St.	64 72
								124	A	Idaho	71 70
								124	H	Idaho	70 67
								159	H	UC Davis	61 71
								161	N	San Jose St.	67 64
								165	H	Montana	71 79
								171	A	Idaho St.	70 59
								171	H	Idaho St.	76 79
								177	A	Southern Utah	64 82
								177	H	Southern Utah	84 76
								214	A	Portland St.	54 66
								215	A	New Mexico	76 83
								224	A	Northern Colo.	71 60
								224	H	Northern Colo.	72 45
								295	A	California Baptist	79 98
								299	A	Eastern Wash.	70 62
								299	H	Eastern Wash.	63 58
								303	H	Seattle U	88 80
								307	A	Sacramento St.	85 65
								307	H	Sacramento St.	114 107
								316	A	Houston Baptist	79 62
								321	A	Weber St.	88 82
								321	H	Weber St.	92 61
LAST 10 Division I											
299	H	Eastern Wash.	63 58	171	H	Idaho St.	76 79				
124	H	Idaho	70 67	299	A	Eastern Wash.	70 62				
177	A	Southern Utah	64 82	124	A	Idaho	71 70				
224	A	Northern Colo.	71 60	307	A	Sacramento St.	85 65				
321	H	Weber St.	92 61	214	A	Portland St.	54 66				

Non-Div I Games:

Northern Ariz.

■ Loss,
■ Non-Conf, S Site,
■ Home
■ Away
N Neutral

Average RPI Win:	248	WON-LOST	WINNING	LAST 10	STRENGTH OF	OPP. STRENGTH	TEAM	ADJ.	CONF.	ADJ CONF.
Average RPI Loss:	164	RECORD	PCT. RANK	GAMES	SCHEDULE	OF SCHEDULE	RPI	RPI	RPI	RPI
DIV. I ONLY	11- 14	210	4-6	250	200	224	224	18	18	
DIV. I NON-CONF.	4- 5	195	0	165	138	155	155	17	17	
TOTALS	RPI 1-25	RPI 26-50	W-L RECORDS	RPI 51-100	RPI 101-150	RPI 150+				
11- 14	0- 2	0- 0	OVERALL	0- 1	0- 1	11- 10				
4- 7	0- 0	0- 0	HOME	0- 0	0- 1	4- 6				
7- 7	0- 2	0- 0	AWAY	0- 1	0- 0	7- 4				
0- 0	0- 0	0- 0	NEUTRAL	0- 0	0- 0	0- 0				
4- 5	0- 2	0- 0	NON-CONFERENCE	0- 0	0- 0	4- 3				
1- 2	0- 0	0- 0	HOME	0- 0	0- 0	1- 2				
3- 3	0- 2	0- 0	AWAY	0- 0	0- 0	3- 1				
0- 0	0- 0	0- 0	NEUTRAL	0- 0	0- 0	0- 0				
7- 9	0- 0	0- 0	CONFERENCE	0- 1	0- 1	7- 7				
3- 5	0- 0	0- 0	HOME	0- 0	0- 1	3- 4				
4- 4	0- 0	0- 0	AWAY	0- 1	0- 0	4- 3				
0- 0	0- 0	0- 0	NEUTRAL	0- 0	0- 0	0- 0				

RPI 1-25				RPI 26-50				RPI 51-100				RPI 101+ Team's RPI: 224			
RPI	S	Opponent	Score	RPI	S	Opponent	Score	RPI	S	Opponent	Score	RPI	S	Opponent	Score
7	A	Stanford	36 90					81	A	Montana St.	58 91	124	H	Idaho	46 57
11	A	UCLA	58 92									162	A	Northern Ariz.	45 72
												162	H	Northern Ariz.	60 71
												165	A	Montana	67 58
												171	A	Idaho St.	39 59
												171	H	Idaho St.	55 71
												177	A	Southern Utah	50 64
												177	H	Southern Utah	55 68
												195	A	Chattanooga	59 42
												199	A	Wyoming	46 44
												214	A	Portland St.	78 51
												214	H	Portland St.	77 58
												219	A	SMU	61 52
												231	H	San Francisco	83 90
												245	A	Denver	55 74
												261	H	Colorado St.	58 75
												291	H	Air Force	72 62
												299	H	Eastern Wash.	63 42
												307	A	Sacramento St.	73 63
												307	H	Sacramento St.	90 73
												321	A	Weber St.	69 65
												321	H	Weber St.	60 65
LAST 10 Division I															
171	H	Idaho St.	55 71	177	H	Southern Utah	55 68								
177	A	Southern Utah	50 64	321	A	Weber St.	69 65								
307	H	Sacramento St.	90 73	171	A	Idaho St.	39 59								
162	H	Northern Ariz.	60 71	299	H	Eastern Wash.	63 42								
214	A	Portland St.	78 51	124	H	Idaho	46 57								

Non-Div I Games:

Northern Colo.

■ Loss,
 ■ Non-Conf, S Site,
 ■ Home
 ■ Away
 N Neutral

Average RPI Win:	214	WON-LOST	WINNING	LAST 10	STRENGTH OF	OPP. STRENGTH	TEAM	ADJ.	CONF.	ADJ CONF.
Average RPI Loss:	94	RECORD	PCT. RANK	GAMES	SCHEDULE	OF SCHEDULE	RPI	RPI	RPI	RPI
DIV. I ONLY	8- 17	279	4-6	53	120	178	178	10	10	
DIV. I NON-CONF.	4- 7	225	0	56	188	147	147	9	9	
TOTALS	RPI 1-25	RPI 26-50	W-L RECORDS	RPI 51-100	RPI 101-150	RPI 150+				
8- 17	0- 2	0- 5	OVERALL	0- 4	1- 2	7- 4				
3- 8	0- 1	0- 2	HOME	0- 2	1- 2	2- 1				
4- 8	0- 1	0- 2	AWAY	0- 2	0- 0	4- 3				
1- 1	0- 0	0- 1	NEUTRAL	0- 0	0- 0	1- 0				
4- 7	0- 0	0- 3	NON-CONFERENCE	0- 3	0- 0	4- 1				
1- 3	0- 0	0- 1	HOME	0- 2	0- 0	1- 0				
2- 3	0- 0	0- 1	AWAY	0- 1	0- 0	2- 1				
1- 1	0- 0	0- 1	NEUTRAL	0- 0	0- 0	1- 0				
4- 10	0- 2	0- 2	CONFERENCE	0- 1	1- 2	3- 3				
2- 5	0- 1	0- 1	HOME	0- 0	1- 2	1- 1				
2- 5	0- 1	0- 1	AWAY	0- 1	0- 0	2- 2				
0- 0	0- 0	0- 0	NEUTRAL	0- 0	0- 0	0- 0				

RPI 1-25				RPI 26-50				RPI 51-100				RPI 101+ Team's RPI: 178			
RPI	S	Opponent	Score	RPI	S	Opponent	Score	RPI	S	Opponent	Score	RPI	S	Opponent	Score
18	A	Central Mich.	60 66	27	H	Drake	49 73	70	A	Ball St.	89 97	103	H	Kent St.	71 79
18	H	Central Mich.	66 70	33	N	South Dakota	48 91	86	A	Illinois St.	66 69	143	H	Buffalo	64 63
				41	A	Purdue	63 68	97	H	Harvard	53 59	150	H	Western Mich.	65 68
				47	A	Ohio	67 87	99	H	Southern Ill.	61 80	152	A	Akron	70 65
				47	H	Ohio	79 85					160	A	Eastern Mich.	55 62
												173	H	Toledo	51 63
												198	A	Miami (OH)	64 66
												198	H	Miami (OH)	86 84
												211	N	Tennessee Tech	82 74
												213	H	Eastern Ill.	61 48
												236	A	Milwaukee	65 78
												261	A	Colorado St.	80 75
												263	A	Bowling Green	92 87
												269	A	North Dakota St.	74 68
LAST 10 Division I															
18	H	Central Mich.	66 70	18	A	Central Mich.	60 66								
70	A	Ball St.	89 97	143	H	Buffalo	64 63								
150	H	Western Mich.	65 68	160	A	Eastern Mich.	55 62								
198	H	Miami (OH)	86 84	47	H	Ohio	79 85								
263	A	Bowling Green	92 87	152	A	Akron	70 65								

Non-Div I Games:

Northern Ill.

■ Loss,
 ■ Non-Conf,
 ■ S Site,
 ■ H Home
 ■ A Away
 N Neutral

Average RPI Win:	257	WON-LOST	WINNING	LAST 10	STRENGTH OF	OPP. STRENGTH	TEAM	ADJ.	CONF.	ADJ CONF.
Average RPI Loss:	145	RECORD	PCT. RANK	GAMES	SCHEDULE	OF SCHEDULE	RPI	RPI	RPI	RPI
DIV. I ONLY	16- 11	117	7-3	271	234	185	185	22	22	
DIV. I NON-CONF.	6- 5	151	0	309	167	218	218	19	19	
TOTALS	RPI 1-25	RPI 26-50	W-L RECORDS	RPI 51-100	RPI 101-150	RPI 150+				
16- 11	0- 1	0- 0	OVERALL	1- 3	1- 1	14- 6				
10- 4	0- 1	0- 0	HOME	1- 1	1- 0	8- 2				
5- 7	0- 0	0- 0	AWAY	0- 2	0- 1	5- 4				
1- 0	0- 0	0- 0	NEUTRAL	0- 0	0- 0	1- 0				
6- 5	0- 1	0- 0	NON-CONFERENCE	0- 2	0- 0	6- 2				
3- 2	0- 1	0- 0	HOME	0- 1	0- 0	3- 0				
2- 3	0- 0	0- 0	AWAY	0- 1	0- 0	2- 2				
1- 0	0- 0	0- 0	NEUTRAL	0- 0	0- 0	1- 0				
10- 6	0- 0	0- 0	CONFERENCE	1- 1	1- 1	8- 4				
7- 2	0- 0	0- 0	HOME	1- 0	1- 0	5- 2				
3- 4	0- 0	0- 0	AWAY	0- 1	0- 1	3- 2				
0- 0	0- 0	0- 0	NEUTRAL	0- 0	0- 0	0- 0				

RPI	S	Opponent	Score	RPI	S	Opponent	Score	RPI	S	Opponent	Score	RPI	S	Opponent	Score	Team's RPI: 185
5	H	Louisville	57 85					57	A	Belmont	45 62	129	A	Green Bay	44 65	
								64	A	IUPUI	61 89	129	H	Green Bay	63 43	
								64	H	IUPUI	65 62	154	A	Wright St.	69 79	
								93	H	Saint Louis	42 67	154	H	Wright St.	55 63	
												202	A	Cleveland St.	62 66	
												202	H	Cleveland St.	68 73	
												236	A	Milwaukee	61 49	
												236	H	Milwaukee	61 37	
												242	H	Central Ark.	72 56	
												250	A	Youngstown St.	59 55	
												250	H	Youngstown St.	75 56	
												251	A	Lipscomb	69 71	
												253	N	Jacksonville St.	66 63	
												274	A	Indiana St.	70 68	
												275	H	Wofford	80 72	
												278	H	Oakland	69 60	
												284	A	Eastern Ky.	62 69	
												304	A	FIU	67 45	
												309	H	Omaha	57 40	
												332	H	Detroit Mercy	72 60	
												343	A	UIC	88 46	
												343	H	UIC	78 35	
LAST 10 Division I																
154	A	Wright St.	69 79	129	H	Green Bay	63 43									
64	H	IUPUI	65 62	236	H	Milwaukee	61 37									
343	H	UIC	78 35	332	H	Detroit Mercy	72 60									
250	A	Youngstown St.	59 55	278	H	Oakland	69 60									
202	A	Cleveland St.	62 66	154	H	Wright St.	55 63									

Non-Div I Games:

Northern Ky.

■ Loss,
■ Non-Conf,
■ S Site,
■ H Home
■ A Away
N Neutral

Northwestern

Through Games Of Feb. 23, 2020

Average RPI Win:	111	WON-LOST	WINNING	LAST 10	STRENGTH OF	OPP. STRENGTH	TEAM	ADJ.	CONF.	ADJ CONF.
Average RPI Loss:	11	RECORD	PCT. RANK	GAMES	SCHEDULE	OF SCHEDULE	RPI	RPI	RPI	RPI
DIV. I ONLY	24- 3	10	9-1	30	3	8	8	2	2	
DIV. I NON-CONF.	10- 1	20	0	94	25	24	24	1	1	
TOTALS	RPI 1-25	RPI 26-50	W-L RECORDS	RPI 51-100	RPI 101-150	RPI 150+				
24- 3	2- 3	6- 0	OVERALL	6- 0	3- 0	7- 0				
13- 2	1- 2	3- 0	HOME	4- 0	2- 0	3- 0				
9- 1	1- 1	3- 0	AWAY	2- 0	1- 0	2- 0				
2- 0	0- 0	0- 0	NEUTRAL	0- 0	0- 0	2- 0				
10- 1	0- 1	2- 0	NON-CONFERENCE	2- 0	2- 0	4- 0				
6- 1	0- 1	0- 0	HOME	2- 0	2- 0	2- 0				
2- 0	0- 0	2- 0	AWAY	0- 0	0- 0	0- 0				
2- 0	0- 0	0- 0	NEUTRAL	0- 0	0- 0	2- 0				
14- 2	2- 2	4- 0	CONFERENCE	4- 0	1- 0	3- 0				
7- 1	1- 1	3- 0	HOME	2- 0	0- 0	1- 0				
7- 1	1- 1	1- 0	AWAY	2- 0	1- 0	2- 0				
0- 0	0- 0	0- 0	NEUTRAL	0- 0	0- 0	0- 0				

RPI 1-25				RPI 26-50				RPI 51-100				RPI 101+			
RPI	S	Opponent	Score	RPI	S	Opponent	Score	RPI	S	Opponent	Score	RPI	S	Opponent	Score
3	A	Maryland	61 70	29	A	Duke	63 42	79	H	Boston College	66 63	105	H	UT Arlington	74 47
3	H	Maryland	81 58	30	A	Michigan	66 60	85	A	Minnesota	56 54	139	A	Wisconsin	82 66
9	H	Iowa	51 77	30	H	Michigan	81 73	87	H	Nebraska	60 56	149	H	Valparaiso	69 48
19	A	Indiana	71 69	37	A	Marquette	64 56	89	H	Colgate	73 44	164	H	Dartmouth	79 37
22	H	DePaul	68 70	41	H	Purdue	61 56	92	A	Michigan St.	76 48	188	A	Illinois	77 50
				44	H	Rutgers	82 65	92	H	Michigan St.	85 55	205	A	Penn St.	82 59
												205	H	Penn St.	85 59
												243	N	East Carolina	64 45
												252	N	Xavier	79 59
												264	H	Loyola Maryland	67 46
LAST 10 Division I															
				139	A	Wisconsin	82 66					205	A	Penn St.	82 59
				44	H	Rutgers	82 65					30	H	Michigan	81 73
				87	H	Nebraska	60 56					3	A	Maryland	61 70
				30	A	Michigan	66 60					92	A	Michigan St.	76 48
				92	H	Michigan St.	85 55					205	H	Penn St.	85 59

Non-Div I Games:

Northwestern

Loss,
Non-Conf,
S Site,
H Home
A Away
N Neutral

Average RPI Win:	317	WON-LOST	WINNING	LAST 10	STRENGTH OF	OPP. STRENGTH	TEAM	ADJ.	CONF.	ADJ CONF.
Average RPI Loss:	189	RECORD	PCT. RANK	GAMES	SCHEDULE	OF SCHEDULE	RPI	RPI	RPI	RPI
DIV. I ONLY	5- 17	315	3-7	325	290	337	337	23	23	
DIV. I NON-CONF.	1- 5	313	0	236	281	326	326	24	24	
TOTALS	RPI 1-25	RPI 26-50	W-L RECORDS	RPI 51-100	RPI 101-150	RPI 150+				
5- 17	0- 0	0- 1	OVERALL	0- 3	0- 2	5- 11				
4- 7	0- 0	0- 0	HOME	0- 1	0- 0	4- 6				
1- 10	0- 0	0- 1	AWAY	0- 2	0- 2	1- 5				
0- 0	0- 0	0- 0	NEUTRAL	0- 0	0- 0	0- 0				
1- 5	0- 0	0- 1	NON-CONFERENCE	0- 1	0- 1	1- 2				
1- 1	0- 0	0- 0	HOME	0- 0	0- 0	1- 1				
0- 4	0- 0	0- 1	AWAY	0- 1	0- 1	0- 1				
0- 0	0- 0	0- 0	NEUTRAL	0- 0	0- 0	0- 0				
4- 12	0- 0	0- 0	CONFERENCE	0- 2	0- 1	4- 9				
3- 6	0- 0	0- 0	HOME	0- 1	0- 0	3- 5				
1- 6	0- 0	0- 0	AWAY	0- 1	0- 1	1- 4				
0- 0	0- 0	0- 0	NEUTRAL	0- 0	0- 0	0- 0				

RPI 1-25				RPI 26-50				RPI 51-100				RPI 101+ Team's RPI: 337			
RPI	S	Opponent	Score	RPI	S	Opponent	Score	RPI	S	Opponent	Score	RPI	S	Opponent	Score
				35	A	Arkansas	39 99	52	A	Texas	49 91	117	A	Abilene Christian	69 84
								95	A	SFA	40 89	137	A	Texas Tech	49 79
								96	H	A&M-Corpus Christi	59 72	153	H	Sam Houston St.	69 79
												155	H	Jackson St.	49 66
												157	H	New Orleans	63 77
												237	H	Southeastern La.	56 72
												242	H	Central Ark.	44 51
												258	A	Incarnate Word	39 76
												258	H	Incarnate Word	67 69
												266	A	Nicholls St.	66 73
												266	H	Nicholls St.	58 54
												270	A	Lamar University	58 61
												316	A	Houston Baptist	54 46
												316	H	Houston Baptist	69 60
												342	A	McNeese	51 61
												342	H	McNeese	70 60
												345	H	Grambling	65 61
												350	A	La.-Monroe	54 63
LAST 10 Division I															
				266	A	Nicholls St.	66 73	242	H	Central Ark.	44 51				
				342	H	McNeese	70 60	157	H	New Orleans	63 77				
				258	A	Incarnate Word	39 76	237	H	Southeastern La.	56 72				
				316	A	Houston Baptist	54 46	95	A	SFA	40 89				
				117	A	Abilene Christian	69 84	266	H	Nicholls St.	58 54				

Non-Div I Games: LeTourneau 91 61 LSU-Shreveport 63 68 Central Baptist 61 59

Northwestern St.

Loss, Non-Conf, S Site, H Home A Away N Neutral

Notre Dame

Through Games Of Feb. 23, 2020

Average RPI Win:	142	WON-LOST	WINNING	LAST 10	STRENGTH OF	OPP. STRENGTH	TEAM	ADJ.	CONF.	ADJ CONF.
Average RPI Loss:	59	RECORD	PCT. RANK	GAMES	SCHEDULE	OF SCHEDULE	RPI	RPI	RPI	RPI
DIV. I ONLY	11- 17	241	5-5	23	14	114	114	5	5	
DIV. I NON-CONF.	5- 7	205	0	9	7	91	91	4	4	
TOTALS	RPI 1-25	RPI 26-50	W-L RECORDS	RPI 51-100	RPI 101-150	RPI 150+				
11- 17	0- 5	1- 4	OVERALL	5- 7	1- 0	4- 1				
5- 9	0- 3	0- 1	HOME	2- 4	0- 0	3- 1				
5- 6	0- 2	1- 2	AWAY	2- 2	1- 0	1- 0				
1- 2	0- 0	0- 1	NEUTRAL	1- 1	0- 0	0- 0				
5- 7	0- 2	1- 1	NON-CONFERENCE	2- 4	0- 0	2- 0				
2- 4	0- 1	0- 0	HOME	0- 3	0- 0	2- 0				
2- 1	0- 1	1- 0	AWAY	1- 0	0- 0	0- 0				
1- 2	0- 0	0- 1	NEUTRAL	1- 1	0- 0	0- 0				
6- 10	0- 3	0- 3	CONFERENCE	3- 3	1- 0	2- 1				
3- 5	0- 2	0- 1	HOME	2- 1	0- 0	1- 1				
3- 5	0- 1	0- 2	AWAY	1- 2	1- 0	1- 0				
0- 0	0- 0	0- 0	NEUTRAL	0- 0	0- 0	0- 0				

RPI	S	Opponent	Score	RPI	S	Opponent	Score	RPI	S	Opponent	Score	RPI	S	Opponent	Score	Team's RPI: 114
5	A	Louisville	49 82	29	A	Duke	47 50	55	H	Tennessee	63 74	110	A	Wake Forest	75 71	
5	H	Louisville	54 86	30	A	Michigan	76 72	66	A	Georgia Tech	59 51	173	H	Toledo	54 51	
6	A	UConn	57 81	32	N	FGCU	60 69	69	N	South Fla.	67 51	223	H	Clemson	55 71	
20	H	NC State	56 90	38	H	Virginia Tech	62 68	79	A	Boston College	55 56	264	H	Loyola Maryland	84 60	
22	H	DePaul	94 105	45	A	Virginia	60 90	79	H	Boston College	65 75	285	A	Pittsburgh	60 52	
								82	N	South Dakota St.	59 65	285	H	Pittsburgh	74 52	
								84	A	Fordham	60 55					
								85	H	Minnesota	67 75					
								92	H	Michigan St.	69 72					
								98	A	Syracuse	63 74					
								98	H	Syracuse	72 70					
								100	H	Miami (FL)	76 53					
LAST 10 Division I																
98	H	Syracuse	72 70	110	A	Wake Forest	75 71									
38	H	Virginia Tech	62 68	66	A	Georgia Tech	59 51									
5	A	Louisville	49 82	5	H	Louisville	54 86									
79	A	Boston College	55 56	45	A	Virginia	60 90									
285	H	Pittsburgh	74 52	100	H	Miami (FL)	76 53									

Non-Div I Games:

Notre Dame

Loss, Non-Conf, S Site, H Home A Away N Neutral

RPI 1-25				RPI 26-50				RPI 51-100				RPI 101+				Team's RPI: 278	
RPI	S	Opponent	Score	RPI	S	Opponent	Score	RPI	S	Opponent	Score	RPI	S	Opponent	Score		
18	H	Central Mich.	47 65	30	A	Michigan	64 79	64	A	IUPUI	41 76	129	A	Green Bay	51 76		
				36	H	Bradley	58 74	64	H	IUPUI	63 89	129	H	Green Bay	93 88		
								92	A	Michigan St.	56 76	154	A	Wright St.	66 85		
												185	A	Northern Ky.	60 69		
												202	A	Cleveland St.	64 83		
												202	H	Cleveland St.	58 79		
												236	A	Milwaukee	67 74		
												236	H	Milwaukee	78 62		
												250	A	Youngstown St.	86 73		
												250	H	Youngstown St.	74 79		
												253	N	Jacksonville St.	61 55		
												277	A	Niagara	63 77		
												293	A	St. Bonaventure	66 80		
												304	A	FIU	58 49		
												332	A	Detroit Mercy	71 57		
												332	H	Detroit Mercy	65 60		
												343	A	UIC	64 70		
												343	H	UIC	63 46		
												348	A	Chicago St.	98 70		
				LAST 10 Division I													
				250	A	Youngstown St.	86 73	343	H	UIC	63 46						
				202	A	Cleveland St.	64 83	332	H	Detroit Mercy	65 60						
				129	A	Green Bay	51 76	154	A	Wright St.	66 85						
				236	A	Milwaukee	67 74	185	A	Northern Ky.	60 69						
				64	H	IUPUI	63 89	202	H	Cleveland St.	58 79						

Page 211

Average RPI Win:	168	WON-LOST	WINNING	LAST 10	STRENGTH OF	OPP. STRENGTH	TEAM	ADJ.	CONF.	ADJ CONF.
Average RPI Loss:	74	RECORD	PCT. RANK	GAMES	SCHEDULE	OF SCHEDULE	RPI	RPI	RPI	RPI
DIV. I ONLY	17- 8	67	8-2	99	75	47	47	10	10	
DIV. I NON-CONF.	7- 4	100	0	116	21	64	64	9	9	
TOTALS	RPI 1-25	RPI 26-50	W-L RECORDS	RPI 51-100	RPI 101-150	RPI 150+				
17- 8	1- 3	0- 0	OVERALL	2- 3	2- 1	12- 1				
10- 1	0- 1	0- 0	HOME	2- 0	1- 0	7- 0				
6- 6	1- 2	0- 0	AWAY	0- 2	1- 1	4- 1				
1- 1	0- 0	0- 0	NEUTRAL	0- 1	0- 0	1- 0				
7- 4	1- 1	0- 0	NON-CONFERENCE	1- 3	0- 0	5- 0				
4- 0	0- 0	0- 0	HOME	1- 0	0- 0	3- 0				
2- 3	1- 1	0- 0	AWAY	0- 2	0- 0	1- 0				
1- 1	0- 0	0- 0	NEUTRAL	0- 1	0- 0	1- 0				
10- 4	0- 2	0- 0	CONFERENCE	1- 0	2- 1	7- 1				
6- 1	0- 1	0- 0	HOME	1- 0	1- 0	4- 0				
4- 3	0- 1	0- 0	AWAY	0- 0	1- 1	3- 1				
0- 0	0- 0	0- 0	NEUTRAL	0- 0	0- 0	0- 0				

RPI	S	Opponent	Score	RPI	S	Opponent	Score	Team's RPI: 47	RPI	S	Opponent	Score	RPI	S	Opponent	Score
17	A	TCU	72 79						52	A	Texas	60 73	103	H	Kent St.	63 57
18	A	Central Mich.	90 92						64	H	IUPUI	70 64	143	A	Buffalo	76 65
18	H	Central Mich.	71 73						70	H	Ball St.	79 71	150	A	Western Mich.	72 73
21	A	Ohio St.	74 68						88	N	Butler	55 60	152	A	Akron	76 79
									98	A	Syracuse	54 66	152	H	Akron	70 57
													160	A	Eastern Mich.	75 65
													173	H	Toledo	86 58
													178	A	Northern Ill.	85 79
													178	H	Northern Ill.	87 67
													181	H	American	81 69
													195	A	Chattanooga	70 58
													198	A	Miami (OH)	84 70
													228	H	Marshall	67 51
													258	H	Incarinate Word	78 41
													263	H	Bowling Green	79 69
													285	N	Pittsburgh	72 50
LAST 10 Division I																
152	A	Akron	76 79	18	A	Central Mich.	90 92		152	H	Akron	70 57				
173	H	Toledo	86 58						263	H	Bowling Green	79 69				
198	A	Miami (OH)	84 70						178	A	Northern Ill.	85 79				
103	H	Kent St.	63 57						70	H	Ball St.	79 71				
160	A	Eastern Mich.	75 65													

Non-Div I Games:

Ohio

■ Loss,
■ Non-Conf,
■ S Site,
■ H Home
■ A Away
N Neutral

Average RPI Win:	119	WON-LOST	WINNING	LAST 10	STRENGTH OF	OPP. STRENGTH	TEAM	ADJ.	CONF.	ADJ CONF.
Average RPI Loss:	29	RECORD	PCT. RANK	GAMES	SCHEDULE	OF SCHEDULE	RPI	RPI	RPI	RPI
DIV. I ONLY	17- 10	88	7-3	4	21	21	21	2	2	
DIV. I NON-CONF.	7- 4	100	0	3	76	14	14	1	1	
TOTALS	RPI 1-25	RPI 26-50	W-L RECORDS	RPI 51-100	RPI 101-150	RPI 150+				
17- 10	2- 5	1- 4	OVERALL	6- 1	3- 0	5- 0				
8- 4	1- 2	1- 2	HOME	2- 0	1- 0	3- 0				
7- 5	1- 3	0- 1	AWAY	3- 1	1- 0	2- 0				
2- 1	0- 0	0- 1	NEUTRAL	1- 0	1- 0	0- 0				
7- 4	1- 2	0- 2	NON-CONFERENCE	2- 0	2- 0	2- 0				
2- 2	1- 1	0- 1	HOME	0- 0	0- 0	1- 0				
3- 1	0- 1	0- 0	AWAY	1- 0	1- 0	1- 0				
2- 1	0- 0	0- 1	NEUTRAL	1- 0	1- 0	0- 0				
10- 6	1- 3	1- 2	CONFERENCE	4- 1	1- 0	3- 0				
6- 2	0- 1	1- 1	HOME	2- 0	1- 0	2- 0				
4- 4	1- 2	0- 1	AWAY	2- 1	0- 0	1- 0				
0- 0	0- 0	0- 0	NEUTRAL	0- 0	0- 0	0- 0				

RPI	S	Opponent	Score	RPI	S	Opponent	Score	RPI	S	Opponent	Score	RPI	S	Opponent	Score
3	A	Maryland	62 72	30	H	Michigan	78 69	75	N	UNI	64 46	103	A	Kent St.	75 65
3	H	Maryland	65 85	33	N	South Dakota	53 68	77	A	Cincinnati	78 73	139	H	Wisconsin	82 74
5	H	Louisville	67 60	41	H	Purdue	50 66	85	A	Minnesota	66 63	149	N	Valparaiso	89 38
6	H	UConn	62 73	44	A	Rutgers	57 59	85	H	Minnesota	99 76	188	A	Illinois	78 58
7	A	Stanford	52 71	47	H	Ohio	68 74	87	A	Nebraska	80 74	188	H	Illinois	77 47
9	A	Iowa	68 77					87	H	Nebraska	65 52	200	H	Radford	70 57
19	A	Indiana	80 76					92	A	Michigan St.	65 68	205	H	Penn St.	80 70
												307	A	Sacramento St.	104 74
LAST 10 Division I															
44	A	Rutgers	57 59	188	A	Illinois	78 58								
87	H	Nebraska	65 52	87	A	Nebraska	80 74								
19	A	Indiana	80 76	3	H	Maryland	65 85								
85	H	Minnesota	99 76	9	A	Iowa	68 77								
139	H	Wisconsin	82 74	188	H	Illinois	77 47								

Non-Div I Games:

Ohio St.

■ Loss,
■ Non-Conf,
■ S Site,
■ H Home
■ A Away
N Neutral

Oklahoma

Through Games Of Feb. 23, 2020

Average RPI Win:	98	WON-LOST	WINNING	LAST 10	STRENGTH OF	OPP. STRENGTH	TEAM	ADJ.	CONF.	ADJ CONF.
Average RPI Loss:	64	RECORD	PCT. RANK	GAMES	SCHEDULE	OF SCHEDULE	RPI	RPI	RPI	RPI
DIV. I ONLY	12- 14	197	2-8	1	48	56	56	3	3	
DIV. I NON-CONF.	7- 5	131	0	4	146	48	48	3	3	
TOTALS	RPI 1-25	RPI 26-50	W-L RECORDS	RPI 51-100	RPI 101-150	RPI 150+				
12- 14	0- 5	3- 2	OVERALL	4- 4	3- 1	2- 2				
9- 6	0- 3	2- 1	HOME	3- 2	2- 0	2- 0				
3- 7	0- 1	1- 1	AWAY	1- 2	1- 1	0- 2				
0- 1	0- 1	0- 0	NEUTRAL	0- 0	0- 0	0- 0				
7- 5	0- 2	2- 1	NON-CONFERENCE	1- 0	2- 0	2- 2				
7- 1	0- 1	2- 0	HOME	1- 0	2- 0	2- 0				
0- 3	0- 0	0- 1	AWAY	0- 0	0- 0	0- 2				
0- 1	0- 1	0- 0	NEUTRAL	0- 0	0- 0	0- 0				
5- 9	0- 3	1- 1	CONFERENCE	3- 4	1- 1	0- 0				
2- 5	0- 2	0- 1	HOME	2- 2	0- 0	0- 0				
3- 4	0- 1	1- 0	AWAY	1- 2	1- 1	0- 0				
0- 0	0- 0	0- 0	NEUTRAL	0- 0	0- 0	0- 0				

RPI 1-25				RPI 26-50				RPI 51-100				RPI 101+			
RPI	S	Opponent	Score	RPI	S	Opponent	Score	RPI	S	Opponent	Score	RPI	S	Opponent	Score
4	A	Baylor	69 101	27	H	Drake	93 84	51	A	Iowa St.	59 63	117	H	Abilene Christian	78 65
4	H	Baylor	56 77	31	A	Western Ky.	63 74	51	H	Iowa St.	81 72	121	A	Kansas	94 82
6	N	UConn	53 97	34	H	LSU	90 68	52	H	Texas	53 70	122	H	UAB	82 75
10	H	Missouri St.	90 96	46	A	Oklahoma St.	77 75	59	A	West Virginia	73 49	137	A	Texas Tech	84 89
17	H	TCU	63 82	46	H	Oklahoma St.	69 73	59	H	West Virginia	68 58	153	H	Sam Houston St.	95 71
								94	A	Kansas St.	74 92	158	A	Wichita St.	83 88
								94	H	Kansas St.	85 87	190	A	Houston	69 85
								95	H	SFA	75 62	296	H	Prairie View	94 48
LAST 10 Division I															
4	A	Baylor	69 101	121	A	Kansas	94 82								
94	H	Kansas St.	85 87	52	H	Texas	53 70								
46	H	Oklahoma St.	69 73	94	A	Kansas St.	74 92								
51	A	Iowa St.	59 63	137	A	Texas Tech	84 89								
59	H	West Virginia	68 58	17	H	TCU	63 82								

Non-Div I Games:

Oklahoma

■ Loss,
■ Non-Conf,
■ S Site,
■ H Home
■ A Away
N Neutral

Average RPI Win:	143	WON-LOST	WINNING	LAST 10	STRENGTH OF	OPP. STRENGTH	TEAM	ADJ.	CONF.	ADJ CONF.
Average RPI Loss:	34	RECORD	PCT. RANK	GAMES	SCHEDULE	OF SCHEDULE	RPI	RPI	RPI	RPI
DIV. I ONLY	14- 12	161	3-7	6	32	46	46	3	3	
DIV. I NON-CONF.	9- 3	63	0	29	115	28	28	3	3	
TOTALS	RPI 1-25	RPI 26-50	W-L RECORDS	RPI 51-100	RPI 101-150	RPI 150+				
14- 12	0- 7	0- 0	OVERALL	5- 4	4- 1	5- 0				
9- 5	0- 2	0- 0	HOME	2- 3	3- 0	4- 0				
4- 5	0- 3	0- 0	AWAY	3- 1	0- 1	1- 0				
1- 2	0- 2	0- 0	NEUTRAL	0- 0	1- 0	0- 0				
9- 3	0- 3	0- 0	NON-CONFERENCE	1- 0	3- 0	5- 0				
7- 0	0- 0	0- 0	HOME	1- 0	2- 0	4- 0				
1- 1	0- 1	0- 0	AWAY	0- 0	0- 0	1- 0				
1- 2	0- 2	0- 0	NEUTRAL	0- 0	1- 0	0- 0				
5- 9	0- 4	0- 0	CONFERENCE	4- 4	1- 1	0- 0				
2- 5	0- 2	0- 0	HOME	1- 3	1- 0	0- 0				
3- 4	0- 2	0- 0	AWAY	3- 1	0- 1	0- 0				
0- 0	0- 0	0- 0	NEUTRAL	0- 0	0- 0	0- 0				

RPI 1-25				RPI 26-50				RPI 51-100				RPI 101+			
RPI	S	Opponent	Score	RPI	S	Opponent	Score	RPI	S	Opponent	Score	RPI	S	Opponent	Score
2	N	Oregon	72 89					51	A	Iowa St.	63 74	105	N	UT Arlington	60 47
4	A	Baylor	48 94					51	H	Iowa St.	63 64	121	H	Kansas	67 49
4	H	Baylor	42 69					52	H	Texas	56 61	124	H	Idaho	62 47
5	N	Louisville	48 69					56	A	Oklahoma	73 69	134	H	Duquesne	84 41
13	A	Texas A&M	62 74					56	H	Oklahoma	75 77	137	A	Texas Tech	79 109
17	A	TCU	37 49					59	A	West Virginia	57 55	171	H	Idaho St.	70 52
17	H	TCU	68 72					59	H	West Virginia	60 57	218	H	Oral Roberts	78 44
								68	H	Rice	69 38	244	H	Southern U.	72 59
								94	A	Kansas St.	70 63	270	H	Lamar University	74 53
												272	A	Tulsa	78 48
LAST 10 Division I															
17	A	TCU	37 49	137	A	Texas Tech	79 109								
4	H	Baylor	42 69	17	H	TCU	68 72								
56	A	Oklahoma	73 69	52	H	Texas	56 61								
59	H	West Virginia	60 57	59	A	West Virginia	57 55								
51	A	Iowa St.	63 74	51	H	Iowa St.	63 64								

Non-Div I Games:

Oklahoma St.

■ Loss,
■ Non-Conf,
■ S Site,
■ H Home
■ A Away
N Neutral

Old Dominion

Through Games Of Feb. 23, 2020

Average RPI Win:	182	WON-LOST	WINNING	LAST 10	STRENGTH OF	OPP. STRENGTH	TEAM	ADJ.	CONF.	ADJ CONF.
Average RPI Loss:	80	RECORD	PCT. RANK	GAMES	SCHEDULE	OF SCHEDULE	RPI	RPI	RPI	RPI
DIV. I ONLY	23- 4	17	9-1	117	137	26	26	13	13	
DIV. I NON-CONF.	10- 2	29	0	138	154	35	35	16	16	
TOTALS	RPI 1-25	RPI 26-50	W-L RECORDS	RPI 51-100	RPI 101-150	RPI 150+				
23- 4	0- 0	2- 2	OVERALL	2- 0	7- 2	12- 0				
13- 0	0- 0	2- 0	HOME	1- 0	4- 0	6- 0				
9- 4	0- 0	0- 2	AWAY	1- 0	2- 2	6- 0				
1- 0	0- 0	0- 0	NEUTRAL	0- 0	1- 0	0- 0				
10- 2	0- 0	0- 1	NON-CONFERENCE	0- 0	7- 1	3- 0				
6- 0	0- 0	0- 0	HOME	0- 0	4- 0	2- 0				
3- 2	0- 0	0- 1	AWAY	0- 0	2- 1	1- 0				
1- 0	0- 0	0- 0	NEUTRAL	0- 0	1- 0	0- 0				
13- 2	0- 0	2- 1	CONFERENCE	2- 0	0- 1	9- 0				
7- 0	0- 0	2- 0	HOME	1- 0	0- 0	4- 0				
6- 2	0- 0	0- 1	AWAY	1- 0	0- 1	5- 0				
0- 0	0- 0	0- 0	NEUTRAL	0- 0	0- 0	0- 0				

RPI S	Opponent	Score	RPI S	Opponent	Score	RPI S	Opponent	Score	RPI S	Opponent	Score
31	H Western Ky.	76 65	45	A Virginia	53 56	58	A Middle Tenn.	67 56	102	A VCU	49 62
49	A Charlotte	59 63	49	H Charlotte	54 51	68	H Rice	66 59	108	H Campbell	59 44
									109	A Auburn	89 77
									112	H Richmond	73 51
									113	A William & Mary	69 58
									122	A UAB	65 76
									124	N Idaho	67 55
									140	H Mt. St. Mary's	85 34
									142	H Hampton	75 38
									201	A Fla. Atlantic	75 63
									203	H Southern Miss.	67 50
									221	A UTEP	77 69
									228	A Marshall	64 54
									228	H Marshall	57 46
									257	H North Texas	71 66
									267	H Louisiana Tech	77 61
									271	H Winthrop	68 44
									304	A FIU	66 39
									311	A UTSA	62 43
									313	A Cal Poly	61 55
									326	H UMES	48 39
LAST 10 Division I											
228	A Marshall	64 54	311	A UTSA	62 43						
49	A Charlotte	59 63	267	H Louisiana Tech	77 61						
257	H North Texas	71 66	203	H Southern Miss.	67 50						
68	H Rice	66 59	201	A Fla. Atlantic	75 63						
221	A UTEP	77 69	304	A FIU	66 39						

Non-Div I Games:

Old Dominion

Loss, Non-Conf, S Site, H Home A Away N Neutral

Average RPI Win:	297	WON-LOST	WINNING	LAST 10	STRENGTH OF	OPP. STRENGTH	TEAM	ADJ.	CONF.	ADJ CONF.
Average RPI Loss:	103	RECORD	PCT. RANK	GAMES	SCHEDULE	OF SCHEDULE	RPI	RPI	RPI	RPI
DIV. I ONLY	7- 20	304	0-10	137	116	286	286	4	4	
DIV. I NON-CONF.	7- 6	161	0	301	351	293	293	5	5	
TOTALS	RPI 1-25	RPI 26-50	W-L RECORDS	RPI 51-100	RPI 101-150	RPI 150+				
7- 20	0- 4	0- 2	OVERALL	0- 3	0- 7	7- 4				
6- 10	0- 2	0- 1	HOME	0- 3	0- 2	6- 2				
0- 9	0- 2	0- 1	AWAY	0- 0	0- 5	0- 1				
1- 1	0- 0	0- 0	NEUTRAL	0- 0	0- 0	1- 1				
7- 6	0- 0	0- 0	NON-CONFERENCE	0- 0	0- 2	7- 4				
6- 3	0- 0	0- 0	HOME	0- 0	0- 1	6- 2				
0- 2	0- 0	0- 0	AWAY	0- 0	0- 1	0- 1				
1- 1	0- 0	0- 0	NEUTRAL	0- 0	0- 0	1- 1				
0- 14	0- 4	0- 2	CONFERENCE	0- 3	0- 5	0- 0				
0- 7	0- 2	0- 1	HOME	0- 3	0- 1	0- 0				
0- 7	0- 2	0- 1	AWAY	0- 0	0- 4	0- 0				
0- 0	0- 0	0- 0	NEUTRAL	0- 0	0- 0	0- 0				

RPI	S	Opponent	Score	RPI	S	Opponent	Score	RPI	S	Opponent	Score	RPI	S	Opponent	Score	Team's RPI: 286
1	H	South Carolina	32 87	34	A	LSU	44 52	55	H	Tennessee	28 84	109	A	Auburn	43 59	
13	A	Texas A&M	35 79	35	H	Arkansas	64 108	65	H	Alabama	56 57	119	H	Southeast Mo. St.	53 70	
15	A	Mississippi St.	39 80					71	H	Georgia	51 58	120	A	Vanderbilt	47 63	
23	H	Kentucky	52 94									130	A	Florida	72 74	
												137	A	Texas Tech	48 84	
												145	A	Missouri	67 82	
												145	H	Missouri	57 71	
												153	H	Sam Houston St.	75 69	
												157	H	New Orleans	64 69	
												203	A	Southern Miss.	53 59	
												206	H	Louisiana	42 53	
												267	H	Louisiana Tech	76 53	
												285	N	Pittsburgh	50 58	
												298	H	Ga. Southern	69 66	
												329	N	Alcorn	73 55	
												333	H	Alabama St.	93 66	
												350	H	La.-Monroe	66 42	
												351	H	Mississippi Val.	72 53	
LAST 10 Division I																
145	A	Missouri	67 82	65	H	Alabama	56 57									
23	H	Kentucky	52 94	1	H	South Carolina	32 87									
35	H	Arkansas	64 108	15	A	Mississippi St.	39 80									
130	A	Florida	72 74	109	A	Auburn	43 59									
120	A	Vanderbilt	47 63	145	H	Missouri	57 71									

Non-Div I Games:

Ole Miss

■ Loss,
 ■ Non-Conf,
 ■ S Site,
 ■ H Home
 ■ A Away
 N Neutral

Average RPI Win:	272	WON-LOST	WINNING	LAST 10	STRENGTH OF	OPP. STRENGTH	TEAM	ADJ.	CONF.	ADJ CONF.
Average RPI Loss:	160	RECORD	PCT. RANK	GAMES	SCHEDULE	OF SCHEDULE	RPI	RPI	RPI	RPI
DIV. I ONLY	5- 20	318	1-9	169	244	309	309	19	19	
DIV. I NON-CONF.	3- 8	268	0	123	305	267	267	18	18	
TOTALS	RPI 1-25	RPI 26-50	W-L RECORDS	RPI 51-100	RPI 101-150	RPI 150+				
5- 20	0- 0	0- 3	OVERALL	0- 4	0- 2	5- 11				
3- 9	0- 0	0- 2	HOME	0- 2	0- 0	3- 5				
1- 10	0- 0	0- 1	AWAY	0- 2	0- 1	1- 6				
1- 1	0- 0	0- 0	NEUTRAL	0- 0	0- 1	1- 0				
3- 8	0- 0	0- 1	NON-CONFERENCE	0- 2	0- 2	3- 3				
2- 3	0- 0	0- 1	HOME	0- 1	0- 0	2- 1				
0- 4	0- 0	0- 0	AWAY	0- 1	0- 1	0- 2				
1- 1	0- 0	0- 0	NEUTRAL	0- 0	0- 1	1- 0				
2- 12	0- 0	0- 2	CONFERENCE	0- 2	0- 0	2- 8				
1- 6	0- 0	0- 1	HOME	0- 1	0- 0	1- 4				
1- 6	0- 0	0- 1	AWAY	0- 1	0- 0	1- 4				
0- 0	0- 0	0- 0	NEUTRAL	0- 0	0- 0	0- 0				

RPI S	Opponent	Score	RPI S	Opponent	Score	RPI S	Opponent	Score	RPI S	Opponent	Score	Team's RPI: 309
33	A South Dakota	44 77	33	H South Dakota	39 71	75	H UNI	45 81	102	N VCU	66 74	
42	H Creighton	54 67	82	A South Dakota St.	59 69	82	H South Dakota St.	51 68	121	A Kansas	48 63	
			94	A Kansas St.	48 73				185	A Northern Ky.	40 57	
									192	A Western Ill.	66 79	
									192	H Western Ill.	69 83	
									202	H Cleveland St.	66 79	
									210	H UMKC	57 53	
									213	A Eastern Ill.	52 65	
									218	A Oral Roberts	57 84	
									218	H Oral Roberts	60 54	
									232	A North Dakota	57 63	
									245	A Denver	60 66	
									245	H Denver	80 86	
									246	H Morgan St.	70 64	
									269	H North Dakota St.	65 74	
									335	A Purdue Fort Wayne	65 51	
									335	H Purdue Fort Wayne	57 58	
									351	N Mississippi Val.	78 70	
LAST 10 Division I												
335	A Purdue Fort Wayne	65 51	269	H North Dakota St.	65 74							
192	A Western Ill.	66 79	33	H South Dakota	39 71							
245	H Denver	80 86	335	H Purdue Fort Wayne	57 58							
218	A Oral Roberts	57 84	192	H Western Ill.	69 83							
82	A South Dakota St.	59 69	245	A Denver	60 66							

Non-Div I Games: Peru St. 92 58 Graceland (IA) 85 46

Omaha

Oral Roberts

Through Games Of Feb. 23, 2020

Average RPI Win:	246	WON-LOST	WINNING	LAST 10	STRENGTH OF	OPP. STRENGTH	TEAM	ADJ.	CONF.	ADJ CONF.
Average RPI Loss:	141	RECORD	PCT. RANK	GAMES	SCHEDULE	OF SCHEDULE	RPI	RPI	RPI	RPI
DIV. I ONLY	10- 15	234	5-5	191	162	218	218	19	19	
DIV. I NON-CONF.	3- 8	268	0	178	89	268	268	18	18	
TOTALS	RPI 1-25	RPI 26-50	W-L RECORDS	RPI 51-100	RPI 101-150	RPI 150+				
10- 15	0- 0	0- 4	OVERALL	0- 4	0- 1	10- 6				
7- 3	0- 0	0- 1	HOME	0- 1	0- 0	7- 1				
3- 12	0- 0	0- 3	AWAY	0- 3	0- 1	3- 5				
0- 0	0- 0	0- 0	NEUTRAL	0- 0	0- 0	0- 0				
3- 8	0- 0	0- 2	NON-CONFERENCE	0- 2	0- 1	3- 3				
3- 1	0- 0	0- 0	HOME	0- 0	0- 0	3- 1				
0- 7	0- 0	0- 2	AWAY	0- 2	0- 1	0- 2				
0- 0	0- 0	0- 0	NEUTRAL	0- 0	0- 0	0- 0				
7- 7	0- 0	0- 2	CONFERENCE	0- 2	0- 0	7- 3				
4- 2	0- 0	0- 1	HOME	0- 1	0- 0	4- 0				
3- 5	0- 0	0- 1	AWAY	0- 1	0- 0	3- 3				
0- 0	0- 0	0- 0	NEUTRAL	0- 0	0- 0	0- 0				

RPI 1-25			RPI 26-50			RPI 51-100			RPI 101+ Team's RPI: 218		
RPI	S	Opponent	Score	RPI	S	Opponent	Score	RPI	S	Opponent	Score
				33	A	South Dakota	56 79	82	A	South Dakota St.	44 58
				33	H	South Dakota	73 77	82	H	South Dakota St.	61 76
				35	A	Arkansas	64 96	87	A	Nebraska	67 77
				46	A	Oklahoma St.	44 78	94	A	Kansas St.	69 109
LAST 10 Division I											
				245	A	Denver	79 91	82	H	South Dakota St.	61 76
				33	H	South Dakota	73 77	245	H	Denver	84 72
				309	H	Omaha	84 57	33	A	South Dakota	56 79
				269	A	North Dakota St.	80 76	192	A	Western Ill.	61 75
				232	A	North Dakota	86 72	335	A	Purdue Fort Wayne	79 73

Non-Div I Games: Rogers St. 80 40 Cent. Christian (KS114 60

Oral Roberts

Loss, Non-Conf, S Site, H Home A Away N Neutral

Oregon

Through Games Of Feb. 23, 2020

Average RPI Win:	97	WON-LOST	WINNING	LAST 10	STRENGTH OF	OPP. STRENGTH	TEAM	ADJ.	CONF.	ADJ CONF.
Average RPI Loss:	17	RECORD	PCT. RANK	GAMES	SCHEDULE	OF SCHEDULE	RPI	RPI	RPI	RPI
DIV. I ONLY	25- 2	5	10-0	7	10	2	2	1	1	
DIV. I NON-CONF.	11- 1	13	1-0	53	35	10	10	2	2	
TOTALS	RPI 1-25	RPI 26-50	W-L RECORDS	RPI 51-100	RPI 101-150	RPI 150+				
25- 2	7- 1	2- 1	OVERALL	6- 0	7- 0	3- 0				
13- 0	3- 0	1- 0	HOME	3- 0	4- 0	2- 0				
10- 1	4- 0	0- 1	AWAY	3- 0	2- 0	1- 0				
2- 1	0- 1	1- 0	NEUTRAL	0- 0	1- 0	0- 0				
11- 1	1- 1	1- 0	NON-CONFERENCE	3- 0	3- 0	3- 0				
6- 0	0- 0	0- 0	HOME	2- 0	2- 0	2- 0				
3- 0	1- 0	0- 0	AWAY	1- 0	0- 0	1- 0				
2- 1	0- 1	1- 0	NEUTRAL	0- 0	1- 0	0- 0				
14- 1	6- 0	1- 1	CONFERENCE	3- 0	4- 0	0- 0				
7- 0	3- 0	1- 0	HOME	1- 0	2- 0	0- 0				
7- 1	3- 0	0- 1	AWAY	2- 0	2- 0	0- 0				
0- 0	0- 0	0- 0	NEUTRAL	0- 0	0- 0	0- 0				

RPI	S	Opponent	Score	RPI	S	Opponent	Score	RPI	S	Opponent	Score	RPI	S	Opponent	Score
5	N	Louisville	62 72	28	A	Arizona St.	66 72	74	A	Colorado	101 53	105	N	UT Arlington	91 54
6	A	UConn	74 56	28	H	Arizona St.	79 48	74	H	Colorado	104 46	107	A	Utah	90 63
7	H	Stanford	87 55	46	N	Oklahoma St.	89 72	82	H	South Dakota St.	95 56	107	H	Utah	88 51
11	A	UCLA	80 66					83	A	Southern California	93 67	127	H	Northeastern	89 47
16	A	Oregon St.	66 57					94	H	Kansas St.	89 51	136	A	California	93 61
16	H	Oregon St.	76 64					98	A	Syracuse	81 64	136	H	California	105 55
24	A	Arizona	71 64									146	H	Texas Southern	99 63
24	H	Arizona	85 52									282	H	Utah St.	109 52
												288	A	Long Beach St.	81 45
												301	H	UC Riverside	84 41
LAST 10 Division I															
136	A	California	93 61	6	A	UConn	74 56								
83	A	Southern California	93 67	74	A	Colorado	101 53								
11	A	UCLA	80 66	107	A	Utah	90 63								
28	H	Arizona St.	79 48	16	A	Oregon St.	66 57								
24	H	Arizona	85 52	16	H	Oregon St.	76 64								

Non-Div I Games:

Oregon

■ Loss,
 ■ Non-Conf, S Site,
 ■ Home
 ■ Away
 N Neutral

Average RPI Win:	123	WON-LOST	WINNING	LAST 10	STRENGTH OF	OPP. STRENGTH	TEAM	ADJ.	CONF.	ADJ CONF.
Average RPI Loss:	21	RECORD	PCT. RANK	GAMES	SCHEDULE	OF SCHEDULE	RPI	RPI	RPI	RPI
DIV. I ONLY	20- 8	53	4-6	3	38	16	16	1	1	
DIV. I NON-CONF.	12- 0	1	0	47	149	6	6	2	2	
TOTALS	RPI 1-25	RPI 26-50	W-L RECORDS	RPI 51-100	RPI 101-150	RPI 150+				
20- 8	3- 6	1- 1	OVERALL	4- 1	6- 0	6- 0				
12- 3	2- 3	1- 0	HOME	1- 0	3- 0	5- 0				
5- 5	1- 3	0- 1	AWAY	2- 1	2- 0	0- 0				
3- 0	0- 0	0- 0	NEUTRAL	1- 0	1- 0	1- 0				
12- 0	2- 0	0- 0	NON-CONFERENCE	2- 0	2- 0	6- 0				
8- 0	2- 0	0- 0	HOME	0- 0	1- 0	5- 0				
1- 0	0- 0	0- 0	AWAY	1- 0	0- 0	0- 0				
3- 0	0- 0	0- 0	NEUTRAL	1- 0	1- 0	1- 0				
8- 8	1- 6	1- 1	CONFERENCE	2- 1	4- 0	0- 0				
4- 3	0- 3	1- 0	HOME	1- 0	2- 0	0- 0				
4- 5	1- 3	0- 1	AWAY	1- 1	2- 0	0- 0				
0- 0	0- 0	0- 0	NEUTRAL	0- 0	0- 0	0- 0				

RPI 1-25				RPI 26-50				RPI 51-100				RPI 101+			
RPI	S	Opponent	Score	RPI	S	Opponent	Score	RPI	S	Opponent	Score	RPI	S	Opponent	Score
2	A	Oregon	64 76	28	A	Arizona St.	47 55	74	A	Colorado	79 52	104	N	Liberty	68 55
2	H	Oregon	57 66	28	H	Arizona St.	64 62	74	H	Colorado	72 60	107	A	Utah	77 65
7	A	Stanford	60 63					80	N	BYU	65 34	107	H	Utah	77 48
7	H	Stanford	58 61					83	A	Southern California	66 72	115	H	Pacific	69 57
10	H	Missouri St.	80 69					100	A	Miami (FL)	75 53	136	A	California	76 63
11	A	UCLA	74 83									136	H	California	81 44
22	H	DePaul	98 77									162	N	Northern Ariz.	91 57
24	A	Arizona	63 61									177	H	Southern Utah	95 45
24	H	Arizona	58 65									197	H	Hawaii	64 32
												233	H	CSU Bakersfield	69 50
												282	H	Utah St.	75 46
												289	H	UC Irvine	86 57
LAST 10 Division I															
136	A	California	76 63	28	H	Arizona St.	64 62	107	A	Utah	77 65				
7	A	Stanford	60 63	74	A	Colorado	79 52	2	H	Oregon	57 66				
11	A	UCLA	74 83	2	A	Oregon	64 76								
83	A	Southern California	66 72												
24	H	Arizona	58 65												

Non-Div I Games:

Oregon St.

■ Loss,
 ■ Non-Conf, S Site,
 ■ Home
 ■ Away
 N Neutral

Pacific

Through Games Of Feb. 23, 2020

Average RPI Win: 217	WON-LOST	WINNING	LAST 10	STRENGTH OF	OPP. STRENGTH	TEAM	ADJ.	CONF.	ADJ CONF.
Average RPI Loss: 104	RECORD	PCT. RANK	GAMES	SCHEDULE	OF SCHEDULE	RPI	RPI	RPI	RPI
DIV. I ONLY	15- 12	149	4-6	129	114	115	115	11	11
DIV. I NON-CONF.	7- 4	100	0	196	143	101	101	12	12
TOTALS	RPI 1-25	RPI 26-50	W-L RECORDS	RPI 51-100	RPI 101-150	RPI 150+			
15- 12	0- 4	1- 0	OVERALL	0- 2	2- 2	12- 4			
8- 3	0- 1	0- 0	HOME	0- 1	1- 1	7- 0			
6- 8	0- 3	1- 0	AWAY	0- 1	1- 1	4- 3			
1- 1	0- 0	0- 0	NEUTRAL	0- 0	0- 0	1- 1			
7- 4	0- 2	1- 0	NON-CONFERENCE	0- 0	0- 0	6- 2			
4- 0	0- 0	0- 0	HOME	0- 0	0- 0	4- 0			
2- 3	0- 2	1- 0	AWAY	0- 0	0- 0	1- 1			
1- 1	0- 0	0- 0	NEUTRAL	0- 0	0- 0	1- 1			
8- 8	0- 2	0- 0	CONFERENCE	0- 2	2- 2	6- 2			
4- 3	0- 1	0- 0	HOME	0- 1	1- 1	3- 0			
4- 5	0- 1	0- 0	AWAY	0- 1	1- 1	3- 2			
0- 0	0- 0	0- 0	NEUTRAL	0- 0	0- 0	0- 0			

RPI 1-25				RPI 26-50				RPI 51-100				RPI 101+ Team's RPI: 115			
RPI	S	Opponent	Score	RPI	S	Opponent	Score	RPI	S	Opponent	Score	RPI	S	Opponent	Score
11	A	UCLA	57 68	43	A	Drexel	58 51	80	A	BYU	54 65	116	A	San Diego	61 66
12	A	Gonzaga	67 68					80	H	BYU	66 76	116	H	San Diego	64 66
12	H	Gonzaga	65 83									138	A	Portland	77 73
16	A	Oregon St.	57 69									138	H	Portland	77 70
												166	A	Saint Mary's (CA)	68 66
												166	H	Saint Mary's (CA)	65 53
												173	N	Toledo	65 66
												194	A	Pepperdine	54 59
												194	H	Pepperdine	64 63
												204	A	Santa Clara	65 75
												210	H	UMKC	89 60
												219	H	SMU	77 49
												231	A	San Francisco	84 61
												233	A	CSU Bakersfield	70 80
												256	A	UC Santa Barbara	63 53
												274	H	Indiana St.	83 66
												292	A	LMU (CA)	87 70
												292	H	LMU (CA)	76 67
												310	N	St. Francis Brooklyn	71 62
												321	H	Weber St.	76 53
LAST 10 Division I															
166	H	Saint Mary's (CA)	65 53	292	A	LMU (CA)	87 70								
80	A	BYU	54 65	194	A	Pepperdine	54 59								
116	A	San Diego	61 66	166	A	Saint Mary's (CA)	68 66								
138	H	Portland	77 70	116	H	San Diego	64 66								
12	H	Gonzaga	65 83	80	H	BYU	66 76								

Non-Div I Games:

Pacific

■ Loss,
■ Non-Conf,
■ S Site,
■ H Home
■ A Away
N Neutral

Average RPI Win: 190		WON-LOST	WINNING	LAST 10	STRENGTH OF	OPP. STRENGTH	TEAM	ADJ.	CONF.	ADJ CONF.
Average RPI Loss: 61		RECORD	PCT. RANK	GAMES	SCHEDULE	OF SCHEDULE	RPI	RPI	RPI	RPI
DIV. I ONLY		16- 5	39	7-3	176	84	54	54	7	7
DIV. I NON-CONF.		9- 3	63	0-2	287	73	96	96	8	8
TOTALS		RPI 1-25	RPI 26-50		W-L RECORDS		RPI 51-100	RPI 101-150	RPI 150+	
16- 5	0- 1	1- 1		OVERALL		2- 3	1- 0		12- 0	
9- 1	0- 1	1- 0		HOME		1- 0	1- 0		6- 0	
7- 4	0- 0	0- 1		AWAY		1- 3	0- 0		6- 0	
0- 0	0- 0	0- 0		NEUTRAL		0- 0	0- 0		0- 0	
9- 3	0- 0	1- 1		NON-CONFERENCE		0- 2	0- 0		8- 0	
5- 0	0- 0	1- 0		HOME		0- 0	0- 0		4- 0	
4- 3	0- 0	0- 1		AWAY		0- 2	0- 0		4- 0	
0- 0	0- 0	0- 0		NEUTRAL		0- 0	0- 0		0- 0	
7- 2	0- 1	0- 0		CONFERENCE		2- 1	1- 0		4- 0	
4- 1	0- 1	0- 0		HOME		1- 0	1- 0		2- 0	
3- 1	0- 0	0- 0		AWAY		1- 1	0- 0		2- 0	
0- 0	0- 0	0- 0		NEUTRAL		0- 0	0- 0		0- 0	

RPI 1-25				RPI 26-50				RPI 51-100				RPI 101+			
RPI	S	Opponent	Score	RPI	S	Opponent	Score	RPI	S	Opponent	Score	RPI	S	Opponent	Score
14	H	Princeton	55 75	29	A	Duke	50 66	67	A	Yale	53 51	125	H	Columbia	86 84
				43	H	Drexel	53 49	72	A	Villanova	58 70	164	A	Dartmouth	66 33
								91	A	Temple	72 76	164	H	Dartmouth	67 31
								97	A	Harvard	51 58	170	A	La Salle	65 49
								97	H	Harvard	70 48	182	H	Cornell	63 41
												197	A	Hawaii	70 55
												217	H	Stetson	81 41
												220	A	Brown	85 73
												222	H	Iona	74 42
												225	A	Saint Joseph's	55 45
												279	H	Siena	92 44
												325	A	NJIT	85 51
												347	H	Hartford	74 46
LAST 10 Division I															
				97	H	Harvard	70 48	125	H	Columbia	86 84				
				164	H	Dartmouth	67 31	164	A	Dartmouth	66 33				
				67	A	Yale	53 51	97	A	Harvard	51 58				
				220	A	Brown	85 73	91	A	Temple	72 76				
				182	H	Cornell	63 41	72	A	Villanova	58 70				

Non-Div I Games: Chaminade 90 39

Penn

Average RPI Win:	212	WON-LOST	WINNING	LAST 10	STRENGTH OF	OPP. STRENGTH	TEAM	ADJ.	CONF.	ADJ CONF.
Average RPI Loss:	76	RECORD	PCT. RANK	GAMES	SCHEDULE	OF SCHEDULE	RPI	RPI	RPI	RPI
DIV. I ONLY	7- 20	304	0-10	31	57	205	205	2	2	
DIV. I NON-CONF.	6- 5	151	0	217	264	214	214	1	1	
<hr/>										
TOTALS	RPI 1-25	RPI 26-50	W-L RECORDS	RPI 51-100	RPI 101-150	RPI 150+				
7- 20	0- 8	0- 4	OVERALL	2- 3	0- 1	5- 4				
5- 10	0- 4	0- 1	HOME	2- 2	0- 0	3- 3				
1- 9	0- 4	0- 3	AWAY	0- 1	0- 1	1- 0				
1- 1	0- 0	0- 0	NEUTRAL	0- 0	0- 0	1- 1				
6- 5	0- 1	0- 0	NON-CONFERENCE	1- 1	0- 0	5- 3				
4- 3	0- 0	0- 0	HOME	1- 1	0- 0	3- 2				
1- 1	0- 1	0- 0	AWAY	0- 0	0- 0	1- 0				
1- 1	0- 0	0- 0	NEUTRAL	0- 0	0- 0	1- 1				
1- 15	0- 7	0- 4	CONFERENCE	1- 2	0- 1	0- 1				
1- 7	0- 4	0- 1	HOME	1- 1	0- 0	0- 1				
0- 8	0- 3	0- 3	AWAY	0- 1	0- 1	0- 0				
0- 0	0- 0	0- 0	NEUTRAL	0- 0	0- 0	0- 0				

RPI 1-25				RPI 26-50				RPI 51-100				RPI 101+ Team's RPI: 205			
RPI	S	Opponent	Score	RPI	S	Opponent	Score	RPI	S	Opponent	Score	RPI	S	Opponent	Score
3	H	Maryland	69 106	30	A	Michigan	48 82	84	H	Fordham	72 59	139	A	Wisconsin	65 71
8	A	Northwestern	59 85	41	A	Purdue	68 81	85	H	Minnesota	74 81	170	H	La Salle	67 69
8	H	Northwestern	59 82	44	A	Rutgers	39 72	87	A	Nebraska	58 75	176	A	Towson	73 67
9	A	Iowa	57 100	44	H	Rutgers	57 62	90	H	Rider	70 78	188	H	Illinois	66 70
9	H	Iowa	66 77					92	H	Michigan St.	86 73	223	H	Clemson	68 55
14	A	Princeton	55 72									230	H	George Mason	68 78
19	H	Indiana	60 76									285	H	Pittsburgh	78 73
21	A	Ohio St.	70 80									288	N	Long Beach St.	56 64
<hr/>															
LAST 10 Division I															
9	A	Iowa	57 100	8	H	Northwestern	59 82								
3	H	Maryland	69 106	9	H	Iowa	66 77								
87	A	Nebraska	58 75	41	A	Purdue	68 81								
188	H	Illinois	66 70	19	H	Indiana	60 76								
44	A	Rutgers	39 72	8	A	Northwestern	59 85								

Non-Div I Games:

Penn St.

■ Loss,
■ Non-Conf,
■ S Site,
■ H Home
■ A Away
N Neutral

Pepperdine

Through Games Of Feb. 23, 2020

Average RPI Win: 221	WON-LOST	WINNING	LAST 10	STRENGTH OF	OPP. STRENGTH	TEAM	ADJ.	CONF.	ADJ CONF.
Average RPI Loss: 131	RECORD	PCT. RANK	GAMES	SCHEDULE	OF SCHEDULE	RPI	RPI	RPI	RPI
DIV. I ONLY	12- 12	172	5-5	216	112	194	194	11	11
DIV. I NON-CONF.	4- 4	164	0	306	208	242	242	12	12
TOTALS	RPI 1-25	RPI 26-50	W-L RECORDS	RPI 51-100	RPI 101-150	RPI 150+			
12- 12	0- 2	0- 0	OVERALL	0- 1	2- 5	10- 4			
7- 6	0- 1	0- 0	HOME	0- 1	2- 1	5- 3			
5- 6	0- 1	0- 0	AWAY	0- 0	0- 4	5- 1			
0- 0	0- 0	0- 0	NEUTRAL	0- 0	0- 0	0- 0			
4- 4	0- 0	0- 0	NON-CONFERENCE	0- 0	0- 2	4- 2			
2- 2	0- 0	0- 0	HOME	0- 0	0- 0	2- 2			
2- 2	0- 0	0- 0	AWAY	0- 0	0- 2	2- 0			
0- 0	0- 0	0- 0	NEUTRAL	0- 0	0- 0	0- 0			
8- 8	0- 2	0- 0	CONFERENCE	0- 1	2- 3	6- 2			
5- 4	0- 1	0- 0	HOME	0- 1	2- 1	3- 1			
3- 4	0- 1	0- 0	AWAY	0- 0	0- 2	3- 1			
0- 0	0- 0	0- 0	NEUTRAL	0- 0	0- 0	0- 0			

RPI 1-25				RPI 26-50				RPI 51-100				RPI 101+ Team's RPI: 194			
RPI	S	Opponent	Score	RPI	S	Opponent	Score	RPI	S	Opponent	Score	RPI	S	Opponent	Score
12	A	Gonzaga	36 70					80	H	BYU	47 65	101	A	Boise St.	74 76
12	H	Gonzaga	50 64									106	A	Washington St.	48 85
												115	A	Pacific	63 64
												115	H	Pacific	59 54
												116	H	San Diego	73 57
												138	A	Portland	67 69
												138	H	Portland	62 64
												159	H	UC Davis	70 67
												166	A	Saint Mary's (CA)	78 85
												166	H	Saint Mary's (CA)	73 64
												197	H	Hawaii	51 52
												204	A	Santa Clara	79 61
												204	H	Santa Clara	79 71
												209	H	UNLV	44 69
												231	A	San Francisco	70 64
												231	H	San Francisco	82 70
												292	A	LMU (CA)	77 66
												292	H	LMU (CA)	77 84
												299	A	Eastern Wash.	53 52
												313	H	Cal Poly	63 53
												319	A	New Mexico St.	72 69
LAST 10 Division I															
12	H	Gonzaga	50 64	166	H	Saint Mary's (CA)	73 64								
138	H	Portland	62 64	115	H	Pacific	59 54								
292	A	LMU (CA)	77 66	138	A	Portland	67 69								
204	A	Santa Clara	79 61	12	A	Gonzaga	36 70								
231	A	San Francisco	70 64	292	H	LMU (CA)	77 84								

Non-Div I Games: Concordia (CA) 76 57 Cal St. L.A. 79 56

Pepperdine

Loss, Non-Conf, S Site, H Home A Away N Neutral

Average RPI Win:	266	WON-LOST	WINNING	LAST 10	STRENGTH OF	OPP. STRENGTH	TEAM	ADJ.	CONF.	ADJ CONF.
Average RPI Loss:	91	RECORD	PCT. RANK	GAMES	SCHEDULE	OF SCHEDULE	RPI	RPI	RPI	RPI
DIV. I ONLY	4- 23	326	1-9	82	73	285	285	5	5	
DIV. I NON-CONF.	3- 8	268	0	248	201	310	310	4	4	
TOTALS	RPI 1-25	RPI 26-50	W-L RECORDS	RPI 51-100	RPI 101-150	RPI 150+				
4- 23	0- 4	0- 4	OVERALL	0- 7	1- 4	3- 4				
3- 12	0- 3	0- 1	HOME	0- 4	1- 2	2- 2				
0- 10	0- 1	0- 2	AWAY	0- 3	0- 2	0- 2				
1- 1	0- 0	0- 1	NEUTRAL	0- 0	0- 0	1- 0				
3- 8	0- 0	0- 2	NON-CONFERENCE	0- 2	0- 1	3- 3				
2- 4	0- 0	0- 0	HOME	0- 1	0- 1	2- 2				
0- 3	0- 0	0- 1	AWAY	0- 1	0- 0	0- 1				
1- 1	0- 0	0- 1	NEUTRAL	0- 0	0- 0	1- 0				
1- 15	0- 4	0- 2	CONFERENCE	0- 5	1- 3	0- 1				
1- 8	0- 3	0- 1	HOME	0- 3	1- 1	0- 0				
0- 7	0- 1	0- 1	AWAY	0- 2	0- 2	0- 1				
0- 0	0- 0	0- 0	NEUTRAL	0- 0	0- 0	0- 0				

RPI 1-25				RPI 26-50				RPI 51-100				RPI 101+ Team's RPI: 285			
RPI	S	Opponent	Score	RPI	S	Opponent	Score	RPI	S	Opponent	Score	RPI	S	Opponent	Score
5	A	Louisville	49 83	29	H	Duke	56 73	60	H	Stony Brook	56 59	110	H	Wake Forest	53 48
5	H	Louisville	47 79	38	A	Virginia Tech	56 68	66	H	Georgia Tech	48 77	111	A	North Carolina	62 70
20	H	NC State	44 88	39	A	UCF	58 74	77	A	Cincinnati	53 69	114	A	Notre Dame	52 74
25	H	Florida St.	41 66	47	N	Ohio	50 72	79	A	Boston College	59 70	114	H	Notre Dame	52 60
								79	H	Boston College	70 79	134	H	Duquesne	62 81
								98	A	Syracuse	53 71	198	H	Miami (OH)	71 80
								98	H	Syracuse	51 69	205	A	Penn St.	73 78
												223	A	Clemson	67 75
												240	H	Georgetown	56 66
												286	N	Ole Miss	58 50
												317	H	Fairleigh Dickinson	69 60
												349	H	Central Conn. St.	81 73
LAST 10 Division I															
5	H	Louisville	47 79	66	H	Georgia Tech	48 77								
79	A	Boston College	59 70	25	H	Florida St.	41 66								
98	A	Syracuse	53 71	110	H	Wake Forest	53 48								
29	H	Duke	56 73	5	A	Louisville	49 83								
114	A	Notre Dame	52 74	20	H	NC State	44 88								

Non-Div I Games:

Pittsburgh

■ Loss,
 ■ Non-Conf,
 ■ S Site,
 ■ H Home
 ■ A Away
 N Neutral

Average RPI Win:	215	WON-LOST	WINNING	LAST 10	STRENGTH OF	OPP. STRENGTH	TEAM	ADJ.	CONF.	ADJ CONF.
Average RPI Loss:	132	RECORD	PCT. RANK	GAMES	SCHEDULE	OF SCHEDULE	RPI	RPI	RPI	RPI
DIV. I ONLY	16- 10	95	7-3	206	148	138	138	11	11	
DIV. I NON-CONF.	5- 4	140	0	239	322	205	205	12	12	
TOTALS	RPI 1-25	RPI 26-50	W-L RECORDS	RPI 51-100	RPI 101-150	RPI 150+				
16- 10	0- 1	0- 0	OVERALL	2- 1	0- 6	14- 2				
7- 6	0- 0	0- 0	HOME	1- 1	0- 4	6- 1				
9- 4	0- 1	0- 0	AWAY	1- 0	0- 2	8- 1				
0- 0	0- 0	0- 0	NEUTRAL	0- 0	0- 0	0- 0				
5- 4	0- 0	0- 0	NON-CONFERENCE	1- 0	0- 2	4- 2				
2- 3	0- 0	0- 0	HOME	1- 0	0- 2	1- 1				
3- 1	0- 0	0- 0	AWAY	0- 0	0- 0	3- 1				
0- 0	0- 0	0- 0	NEUTRAL	0- 0	0- 0	0- 0				
11- 6	0- 1	0- 0	CONFERENCE	1- 1	0- 4	10- 0				
5- 3	0- 0	0- 0	HOME	0- 1	0- 2	5- 0				
6- 3	0- 1	0- 0	AWAY	1- 0	0- 2	5- 0				
0- 0	0- 0	0- 0	NEUTRAL	0- 0	0- 0	0- 0				

RPI 1-25				RPI 26-50				RPI 51-100				RPI 101+ Team's RPI: 138			
RPI	S	Opponent	Score	RPI	S	Opponent	Score	RPI	S	Opponent	Score	RPI	S	Opponent	Score
12	A	Gonzaga	57 62					73	H	Fresno St.	75 64	115	A	Pacific	70 77
								80	A	BYU	57 48	115	H	Pacific	73 77
								80	H	BYU	54 66	116	A	San Diego	55 74
												116	H	San Diego	58 62
												117	H	Abilene Christian	69 76
												147	H	Loyola Chicago	64 78
												166	A	Saint Mary's (CA)	72 53
												166	H	Saint Mary's (CA)	78 65
												194	A	Pepperdine	64 62
												194	H	Pepperdine	69 67
												204	A	Santa Clara	80 77
												204	H	Santa Clara	84 62
												214	H	Portland St.	71 77
												226	H	Grand Canyon	73 41
												231	A	San Francisco	73 66
												231	H	San Francisco	69 49
												282	A	Utah St.	70 64
												283	A	CSUN	64 73
												291	A	Air Force	72 56
												292	A	LMU (CA)	89 78
												292	H	LMU (CA)	74 49
												321	A	Weber St.	78 59
LAST 10 Division I															
292	A	LMU (CA)	89 78	166	A	Saint Mary's (CA)	72 53								
194	A	Pepperdine	64 62	116	H	San Diego	58 62								
231	H	San Francisco	69 49	80	H	BYU	54 66								
204	H	Santa Clara	84 62	194	H	Pepperdine	69 67								
115	A	Pacific	70 77	292	H	LMU (CA)	74 49								

Non-Div I Games: Warner Pacific 78 36 Willamette 82 42

Portland

Loss, Non-Conf, S Site, H Home A Away N Neutral

Average RPI Win:	208	WON-LOST	WINNING	LAST 10	STRENGTH OF	OPP. STRENGTH	TEAM	ADJ.	CONF.	ADJ CONF.
Average RPI Loss:	180	RECORD	PCT. RANK	GAMES	SCHEDULE	OF SCHEDULE	RPI	RPI	RPI	RPI
DIV. I ONLY	11- 14	210	3-7	175	256	214	214	18	18	
DIV. I NON-CONF.	5- 4	140	0	96	325	110	110	17	17	
TOTALS	RPI 1-25	RPI 26-50	W-L RECORDS	RPI 51-100	RPI 101-150	RPI 150+				
11- 14	0- 0	0- 0	OVERALL	0- 3	2- 2	9- 9				
6- 5	0- 0	0- 0	HOME	0- 2	1- 0	5- 3				
5- 8	0- 0	0- 0	AWAY	0- 1	1- 2	4- 5				
0- 1	0- 0	0- 0	NEUTRAL	0- 0	0- 0	0- 1				
5- 4	0- 0	0- 0	NON-CONFERENCE	0- 1	1- 1	4- 2				
2- 1	0- 0	0- 0	HOME	0- 1	0- 0	2- 0				
3- 2	0- 0	0- 0	AWAY	0- 0	1- 1	2- 1				
0- 1	0- 0	0- 0	NEUTRAL	0- 0	0- 0	0- 1				
6- 10	0- 0	0- 0	CONFERENCE	0- 2	1- 1	5- 7				
4- 4	0- 0	0- 0	HOME	0- 1	1- 0	3- 3				
2- 6	0- 0	0- 0	AWAY	0- 1	0- 1	2- 4				
0- 0	0- 0	0- 0	NEUTRAL	0- 0	0- 0	0- 0				

RPI S	Opponent	Score	RPI S	Opponent	Score	RPI S	Opponent	Score	RPI S	Opponent	Score	Team's RPI: 214
						55	H Tennessee	61 88	101	A Boise St.	57 82	
						81	A Montana St.	67 98	124	A Idaho	52 65	
						81	H Montana St.	62 73	124	H Idaho	74 53	
									138	A Portland	77 71	
									159	A UC Davis	76 70	
									162	H Northern Ariz.	66 54	
									165	A Montana	55 62	
									165	H Montana	78 65	
									171	A Idaho St.	69 64	
									177	A Southern Utah	58 71	
									177	H Southern Utah	72 81	
									210	A UMKC	69 87	
									224	A Northern Colo.	58 77	
									224	H Northern Colo.	51 78	
									226	H Grand Canyon	69 46	
									234	H Nevada	80 75	
									289	A UC Irvine	70 61	
									289	N UC Irvine	75 83	
									299	A Eastern Wash.	75 79	
									299	H Eastern Wash.	75 58	
									307	H Sacramento St.	70 73	
									321	A Weber St.	76 57	
LAST 10 Division I												
			81	A Montana St.	67 98	165	A Montana	55 62				
			124	A Idaho	52 65	162	H Northern Ariz.	66 54				
			299	A Eastern Wash.	75 79	307	H Sacramento St.	70 73				
			224	H Northern Colo.	51 78	321	A Weber St.	76 57				
			177	H Southern Utah	72 81	171	A Idaho St.	69 64				

Non-Div I Games: Multnomah 104 48

Portland St.

Average RPI Win:	287	WON-LOST	WINNING	LAST 10	STRENGTH OF	OPP. STRENGTH	TEAM	ADJ.	CONF.	ADJ CONF.
Average RPI Loss:	155	RECORD	PCT. RANK	GAMES	SCHEDULE	OF SCHEDULE	RPI	RPI	RPI	RPI
DIV. I ONLY	7- 15	283	7-3	258	286	296	296	32	32	
DIV. I NON-CONF.	0- 9	338	0	40	17	274	274	31	31	
TOTALS	RPI 1-25	RPI 26-50	W-L RECORDS	RPI 51-100	RPI 101-150	RPI 150+				
7- 15	0- 2	0- 0	OVERALL	0- 3	1- 4	6- 6				
5- 3	0- 0	0- 0	HOME	0- 0	1- 1	4- 2				
2- 10	0- 2	0- 0	AWAY	0- 2	0- 3	2- 3				
0- 2	0- 0	0- 0	NEUTRAL	0- 1	0- 0	0- 1				
0- 9	0- 2	0- 0	NON-CONFERENCE	0- 3	0- 3	0- 1				
0- 1	0- 0	0- 0	HOME	0- 0	0- 1	0- 0				
0- 6	0- 2	0- 0	AWAY	0- 2	0- 2	0- 0				
0- 2	0- 0	0- 0	NEUTRAL	0- 1	0- 0	0- 1				
7- 6	0- 0	0- 0	CONFERENCE	0- 0	1- 1	6- 5				
5- 2	0- 0	0- 0	HOME	0- 0	1- 0	4- 2				
2- 4	0- 0	0- 0	AWAY	0- 0	0- 1	2- 3				
0- 0	0- 0	0- 0	NEUTRAL	0- 0	0- 0	0- 0				

RPI 1-25				RPI 26-50				RPI 51-100				RPI 101+ Team's RPI: 296			
RPI	S	Opponent	Score	RPI	S	Opponent	Score	RPI	S	Opponent	Score	RPI	S	Opponent	Score
13	A	Texas A&M	38 80					56	A	Oklahoma	48 94	130	H	Florida	44 51
24	A	Arizona	48 83					68	A	Rice	55 77	137	A	Texas Tech	48 82
								96	N	A&M-Corpus Christi	52 64	139	A	Wisconsin	42 68
												146	A	Texas Southern	65 88
												146	H	Texas Southern	50 47
												155	A	Jackson St.	49 53
												155	H	Jackson St.	62 52
												198	N	Miami (OH)	52 65
												244	H	Southern U.	48 68
												254	A	Alabama A&M	44 54
												329	H	Alcorn	63 68
												333	A	Alabama St.	62 59
												336	A	Ark.-Pine Bluff	54 69
												336	H	Ark.-Pine Bluff	61 51
												345	A	Grambling	67 54
												345	H	Grambling	65 58
												351	H	Mississippi Val.	81 47
LAST 10 Division I															
336	A	Ark.-Pine Bluff	54 69	333	A	Alabama St.	62 59								
155	H	Jackson St.	62 52	351	H	Mississippi Val.	81 47								
345	H	Grambling	65 58	336	H	Ark.-Pine Bluff	61 51								
146	H	Texas Southern	50 47	155	A	Jackson St.	49 53								
254	A	Alabama A&M	44 54	345	A	Grambling	67 54								

Non-Div I Games: Huston-Tillotson 79 60 Wiley 75 42 Tex. A&M-Kingsville85 55

Presbyterian

Through Games Of Feb. 23, 2020

Average RPI Win:	284	WON-LOST	WINNING	LAST 10	STRENGTH OF	OPP. STRENGTH	TEAM	ADJ.	CONF.	ADJ CONF.
Average RPI Loss:	204	RECORD	PCT. RANK	GAMES	SCHEDULE	OF SCHEDULE	RPI	RPI	RPI	RPI
DIV. I ONLY	8- 16	274	5-5	317	320	305	305	25	25	
DIV. I NON-CONF.	2- 5	259	0	319	278	309	309	27	27	
TOTALS	RPI 1-25	RPI 26-50	W-L RECORDS	RPI 51-100	RPI 101-150	RPI 150+				
8- 16	0- 0	0- 0	OVERALL	0- 1	0- 4	8- 11				
4- 6	0- 0	0- 0	HOME	0- 0	0- 2	4- 4				
4- 10	0- 0	0- 0	AWAY	0- 1	0- 2	4- 7				
0- 0	0- 0	0- 0	NEUTRAL	0- 0	0- 0	0- 0				
2- 5	0- 0	0- 0	NON-CONFERENCE	0- 1	0- 1	2- 3				
1- 1	0- 0	0- 0	HOME	0- 0	0- 0	1- 1				
1- 4	0- 0	0- 0	AWAY	0- 1	0- 1	1- 2				
0- 0	0- 0	0- 0	NEUTRAL	0- 0	0- 0	0- 0				
6- 11	0- 0	0- 0	CONFERENCE	0- 0	0- 3	6- 8				
3- 5	0- 0	0- 0	HOME	0- 0	0- 2	3- 3				
3- 6	0- 0	0- 0	AWAY	0- 0	0- 1	3- 5				
0- 0	0- 0	0- 0	NEUTRAL	0- 0	0- 0	0- 0				

RPI 1-25			RPI 26-50			RPI 51-100			RPI 101+			Team's RPI: 305
RPI	S	Opponent	Score	RPI	S	Opponent	Score	RPI	S	Opponent	Score	
						59 A West Virginia	40 56	108 H Campbell			47 53	
								130 A Florida			46 60	
								142 A Hampton			53 67	
								142 H Hampton			42 71	
								186 A High Point			55 60	
								188 A Illinois			52 71	
								193 A Gardner-Webb			56 53	
								193 H Gardner-Webb			64 49	
								200 A Radford			42 54	
								200 H Radford			39 65	
								249 A UNC Asheville			39 54	
								249 H UNC Asheville			48 64	
								259 A Longwood			82 77	
								259 H Longwood			60 71	
								265 H Col. of Charleston			58 54	
								271 A Winthrop			54 61	
								273 H UNCW			60 70	
								275 A Wofford			60 67	
								328 A USC Upstate			60 70	
								328 H USC Upstate			55 42	
								344 A Charleston So.			67 46	
								344 H Charleston So.			76 53	
								346 A South Carolina St.			70 49	
LAST 10 Division I												
						142 A Hampton	53 67	328 A USC Upstate			60 70	
						193 H Gardner-Webb	64 49	200 H Radford			39 65	
						344 H Charleston So.	76 53	344 A Charleston So.			67 46	
						249 H UNC Asheville	48 64	328 H USC Upstate			55 42	
						259 A Longwood	82 77	186 A High Point			55 60	

Non-Div I Games: William Peace 72 35 Brevard 74 45

Presbyterian

Loss, Non-Conf, S Site, H Home A Away N Neutral

Average RPI Win:	154	WON-LOST	WINNING	LAST 10	STRENGTH OF	OPP. STRENGTH	TEAM	ADJ.	CONF.	ADJ CONF.
Average RPI Loss:	9	RECORD	PCT. RANK	GAMES	SCHEDULE	OF SCHEDULE	RPI	RPI	RPI	RPI
DIV. I ONLY	21- 1	3	10-0	92	99	14	14	7	7	
DIV. I NON-CONF.	12- 1	10	1-0	140	107	21	21	8	8	
TOTALS	RPI 1-25	RPI 26-50	W-L RECORDS	RPI 51-100	RPI 101-150	RPI 150+				
21- 1	0- 1	1- 0	OVERALL	8- 0	3- 0	9- 0				
11- 0	0- 0	1- 0	HOME	2- 0	1- 0	7- 0				
10- 1	0- 1	0- 0	AWAY	6- 0	2- 0	2- 0				
0- 0	0- 0	0- 0	NEUTRAL	0- 0	0- 0	0- 0				
12- 1	0- 1	1- 0	NON-CONFERENCE	4- 0	2- 0	5- 0				
7- 0	0- 0	1- 0	HOME	1- 0	0- 0	5- 0				
5- 1	0- 1	0- 0	AWAY	3- 0	2- 0	0- 0				
0- 0	0- 0	0- 0	NEUTRAL	0- 0	0- 0	0- 0				
9- 0	0- 0	0- 0	CONFERENCE	4- 0	1- 0	4- 0				
4- 0	0- 0	0- 0	HOME	1- 0	1- 0	2- 0				
5- 0	0- 0	0- 0	AWAY	3- 0	0- 0	2- 0				
0- 0	0- 0	0- 0	NEUTRAL	0- 0	0- 0	0- 0				

RPI S	Opponent	Score	RPI S	Opponent	Score	RPI S	Opponent	Score	RPI S	Opponent	Score
9	A Iowa	75 77	32	H FGCU	67 53	54	A Penn	75 55	125	H Columbia	77 55
						62	A Marist	62 50	141	A George Washington	75 50
						67	A Yale	55 39	145	A Missouri	68 33
						76	A Seton Hall	78 76	164	A Dartmouth	66 34
						90	H Rider	80 47	164	H Dartmouth	87 55
						93	A Saint Louis	66 50	182	H Cornell	60 29
						97	A Harvard	60 46	205	H Penn St.	72 55
						97	H Harvard	66 45	220	A Brown	85 48
									268	H New Hampshire	77 37
									300	H Monmouth	52 40
									310	H St. Francis Brooklyn	76 44
									347	H Hartford	73 42
LAST 10 Division I											
164	H Dartmouth	87 55	182	H Cornell	60 29						
97	H Harvard	66 45	97	A Harvard	60 46						
220	A Brown	85 48	164	A Dartmouth	66 34						
67	A Yale	55 39	54	A Penn	75 55						
125	H Columbia	77 55	268	H New Hampshire	77 37						

Non-Div I Games:

Princeton

Average RPI Win:	214	WON-LOST	WINNING	LAST 10	STRENGTH OF	OPP. STRENGTH	TEAM	ADJ.	CONF.	ADJ CONF.
Average RPI Loss:	89	RECORD	PCT. RANK	GAMES	SCHEDULE	OF SCHEDULE	RPI	RPI	RPI	RPI
DIV. I ONLY	11- 17	241	2-8	135	82	169	169	6	6	
DIV. I NON-CONF.	9- 3	63	0	257	245	94	94	6	6	
TOTALS	RPI 1-25	RPI 26-50	W-L RECORDS	RPI 51-100	RPI 101-150	RPI 150+				
11- 17	0- 2	0- 4	OVERALL	2- 8	2- 0	7- 3				
4- 5	0- 1	0- 2	HOME	2- 2	0- 0	2- 0				
5- 11	0- 1	0- 2	AWAY	0- 5	2- 0	3- 3				
2- 1	0- 0	0- 0	NEUTRAL	0- 1	0- 0	2- 0				
9- 3	0- 0	0- 0	NON-CONFERENCE	1- 2	2- 0	6- 1				
2- 0	0- 0	0- 0	HOME	1- 0	0- 0	1- 0				
5- 2	0- 0	0- 0	AWAY	0- 1	2- 0	3- 1				
2- 1	0- 0	0- 0	NEUTRAL	0- 1	0- 0	2- 0				
2- 14	0- 2	0- 4	CONFERENCE	1- 6	0- 0	1- 2				
2- 5	0- 1	0- 2	HOME	1- 2	0- 0	1- 0				
0- 9	0- 1	0- 2	AWAY	0- 4	0- 0	0- 2				
0- 0	0- 0	0- 0	NEUTRAL	0- 0	0- 0	0- 0				

RPI S Opponent	Score	RPI S Opponent	Score	RPI S Opponent	Score	RPI S Opponent	Score	Team's RPI: 169
22 A DePaul	71 93	37 A Marquette	55 85	63 A St. John's (NY)	58 64	107 A Utah	67 60	
22 H DePaul	67 80	37 H Marquette	50 60	63 H St. John's (NY)	54 53	148 A Massachusetts	72 63	
		42 A Creighton	63 72	67 A Yale	79 82	208 N Rhode Island	58 51	
		42 H Creighton	68 77	70 N Ball St.	51 52	215 A New Mexico	68 86	
				72 A Villanova	49 51	235 H UMass Lowell	63 38	
				76 A Seton Hall	55 97	240 A Georgetown	53 62	
				76 H Seton Hall	45 71	252 A Xavier	42 61	
				79 H Boston College	76 60	252 H Xavier	60 48	
				88 A Butler	42 51	292 N LMU (CA)	48 45	
				88 H Butler	47 50	300 A Monmouth	68 52	
						324 A Bryant	76 32	
						347 A Hartford	75 57	
LAST 10 Division I								
88 A Butler	42 51	22 A DePaul	71 93					
252 A Xavier	42 61	37 A Marquette	55 85					
63 H St. John's (NY)	54 53	252 H Xavier	60 48					
76 H Seton Hall	45 71	88 H Butler	47 50					
42 H Creighton	68 77	76 A Seton Hall	55 97					

Non-Div I Games:

Providence

■ Loss,
 ■ Non-Conf,
 ■ S Site,
 ■ H Home
 ■ A Away
 N Neutral

Average RPI Win:	136	WON-LOST	WINNING	LAST 10	STRENGTH OF	OPP. STRENGTH	TEAM	ADJ.	CONF.	ADJ CONF.
Average RPI Loss:	32	RECORD	PCT. RANK	GAMES	SCHEDULE	OF SCHEDULE	RPI	RPI	RPI	RPI
DIV. I ONLY	17- 11	104	5-5	20	5	41	41	2	2	
DIV. I NON-CONF.	9- 3	63	0	24	16	13	13	1	1	
TOTALS	RPI 1-25	RPI 26-50	W-L RECORDS	RPI 51-100	RPI 101-150	RPI 150+				
17- 11	1- 6	3- 3	OVERALL	2- 2	3- 0	8- 0				
9- 5	0- 2	1- 1	HOME	0- 2	2- 0	6- 0				
6- 5	1- 3	0- 2	AWAY	2- 0	1- 0	2- 0				
2- 1	0- 1	2- 0	NEUTRAL	0- 0	0- 0	0- 0				
9- 3	0- 2	3- 1	NON-CONFERENCE	0- 0	1- 0	5- 0				
6- 0	0- 0	1- 0	HOME	0- 0	1- 0	4- 0				
1- 2	0- 1	0- 1	AWAY	0- 0	0- 0	1- 0				
2- 1	0- 1	2- 0	NEUTRAL	0- 0	0- 0	0- 0				
8- 8	1- 4	0- 2	CONFERENCE	2- 2	2- 0	3- 0				
3- 5	0- 2	0- 1	HOME	0- 2	1- 0	2- 0				
5- 3	1- 2	0- 1	AWAY	2- 0	1- 0	1- 0				
0- 0	0- 0	0- 0	NEUTRAL	0- 0	0- 0	0- 0				

RPI 1-25				RPI 26-50				Team's RPI: 41				RPI 51-100				RPI 101+			
RPI	S	Opponent	Score	RPI	S	Opponent	Score	RPI	S	Opponent	Score	RPI	S	Opponent	Score	RPI	S	Opponent	Score
1	A	South Carolina	49 85	27	N	Drake	67 47	85	H	Minnesota	59 72	103	H	Kent St.	77 64				
8	A	Northwestern	56 61	28	N	Arizona St.	59 52	87	A	Nebraska	76 68	139	A	Wisconsin	62 59				
9	H	Iowa	71 83	30	A	Michigan	63 66	92	A	Michigan St.	76 66	139	H	Wisconsin	72 61				
12	N	Gonzaga	50 63	31	H	Western Ky.	67 50	92	H	Michigan St.	63 65	178	H	Northern Ill.	68 63				
19	A	Indiana	48 66	38	A	Virginia Tech	54 67					188	A	Illinois	70 58				
19	H	Indiana	54 66	44	H	Rutgers	53 59					188	H	Illinois	81 67				
21	A	Ohio St.	66 50									192	H	Western Ill.	66 59				
												195	A	Chattanooga	66 34				
												205	H	Penn St.	81 68				
												236	H	Milwaukee	68 55				
												263	H	Bowling Green	81 74				
LAST 10 Division I																			
				92	H	Michigan St.	63 65	19	H	Indiana	54 66								
				188	A	Illinois	70 58	92	A	Michigan St.	76 66								
				139	A	Wisconsin	62 59	205	H	Penn St.	81 68								
				9	H	Iowa	71 83	87	A	Nebraska	76 68								
				30	A	Michigan	63 66	85	H	Minnesota	59 72								

Non-Div I Games:

Purdue

■ Loss,
 ■ Non-Conf,
 ■ S Site,
 ■ H Home
 ■ A Away
 N Neutral

RPI

Quinnipiac

Through Games Of Feb. 23, 2020

Average RPI Win:	259	WON-LOST	WINNING	LAST 10	STRENGTH OF	OPP. STRENGTH	TEAM	ADJ.	CONF.	ADJ CONF.
Average RPI Loss:	121	RECORD	PCT. RANK	GAMES	SCHEDULE	OF SCHEDULE	RPI	RPI	RPI	RPI
DIV. I ONLY	12- 13	190	5-5	161	208	189	189	24	24	
DIV. I NON-CONF.	3- 6	235	0	51	44	175	175	25	25	
TOTALS	RPI 1-25	RPI 26-50	W-L RECORDS	RPI 51-100	RPI 101-150	RPI 150+				
12- 13	0- 1	0- 2	OVERALL	1- 5	0- 1	11- 4				
7- 6	0- 0	0- 1	HOME	1- 2	0- 1	6- 2				
5- 7	0- 1	0- 1	AWAY	0- 3	0- 0	5- 2				
0- 0	0- 0	0- 0	NEUTRAL	0- 0	0- 0	0- 0				
3- 6	0- 1	0- 2	NON-CONFERENCE	1- 2	0- 1	2- 0				
2- 3	0- 0	0- 1	HOME	1- 1	0- 1	1- 0				
1- 3	0- 1	0- 1	AWAY	0- 1	0- 0	1- 0				
0- 0	0- 0	0- 0	NEUTRAL	0- 0	0- 0	0- 0				
9- 7	0- 0	0- 0	CONFERENCE	0- 3	0- 0	9- 4				
5- 3	0- 0	0- 0	HOME	0- 1	0- 0	5- 2				
4- 4	0- 0	0- 0	AWAY	0- 2	0- 0	4- 2				
0- 0	0- 0	0- 0	NEUTRAL	0- 0	0- 0	0- 0				

RPI 1-25				RPI 26-50				RPI 51-100				RPI 101+ Team's RPI: 189			
RPI	S	Opponent	Score	RPI	S	Opponent	Score	RPI	S	Opponent	Score	RPI	S	Opponent	Score
3	A	Maryland	52 107	39	A	UCF	58 80	61	H	Bucknell	76 69	141	H	George Washington	67 78
				43	H	Drexel	62 66	62	A	Marist	60 73	207	A	Manhattan	62 77
								67	A	Yale	59 63	207	H	Manhattan	70 58
								90	A	Rider	59 75	208	H	Rhode Island	75 63
								90	H	Rider	62 68	222	A	Iona	67 63
								97	H	Harvard	68 77	222	H	Iona	71 75
												239	A	Fairfield	60 72
												239	H	Fairfield	76 62
												277	H	Niagara	71 61
												279	A	Siena	66 52
												279	H	Siena	60 68
												300	A	Monmouth	52 45
												300	H	Monmouth	60 53
												323	A	Saint Peter's	91 64
												340	H	Canisius	74 71
												347	A	Hartford	87 50
LAST 10 Division I															
239	A	Fairfield	60 72	300	A	Monmouth	52 45								
90	H	Rider	62 68	222	A	Iona	67 63								
277	H	Niagara	71 61	323	A	Saint Peter's	91 64								
207	A	Manhattan	62 77	239	H	Fairfield	76 62								
279	H	Siena	60 68	62	A	Marist	60 73								

Non-Div I Games:

Quinnipiac

Loss, Non-Conf, S Site, H Home A Away N Neutral

Average RPI Win: 273	WON-LOST	WINNING	LAST 10	STRENGTH OF	OPP. STRENGTH	TEAM	ADJ.	CONF.	ADJ CONF.
Average RPI Loss: 145	RECORD	PCT. RANK	GAMES	SCHEDULE	OF SCHEDULE	RPI	RPI	RPI	RPI
DIV. I ONLY	13- 12	165	8-2	264	252	200	200	25	25
DIV. I NON-CONF.	2- 7	288	0	262	75	271	271	27	27
TOTALS	RPI 1-25	RPI 26-50	W-L RECORDS	RPI 51-100	RPI 101-150	RPI 150+			
13- 12	0- 1	0- 0	OVERALL	0- 2	1- 4	12- 5			
5- 5	0- 0	0- 0	HOME	0- 0	0- 2	5- 3			
8- 7	0- 1	0- 0	AWAY	0- 2	1- 2	7- 2			
0- 0	0- 0	0- 0	NEUTRAL	0- 0	0- 0	0- 0			
2- 7	0- 1	0- 0	NON-CONFERENCE	0- 2	0- 2	2- 2			
0- 2	0- 0	0- 0	HOME	0- 0	0- 1	0- 1			
2- 5	0- 1	0- 0	AWAY	0- 2	0- 1	2- 1			
0- 0	0- 0	0- 0	NEUTRAL	0- 0	0- 0	0- 0			
11- 5	0- 0	0- 0	CONFERENCE	0- 0	1- 2	10- 3			
5- 3	0- 0	0- 0	HOME	0- 0	0- 1	5- 2			
6- 2	0- 0	0- 0	AWAY	0- 0	1- 1	5- 1			
0- 0	0- 0	0- 0	NEUTRAL	0- 0	0- 0	0- 0			

RPI 1-25				RPI 26-50				RPI 51-100				RPI 101+ Team's RPI: 200			
RPI	S	Opponent	Score	RPI	S	Opponent	Score	RPI	S	Opponent	Score	RPI	S	Opponent	Score
21	A	Ohio St.	57 70					59	A	West Virginia	37 74	108	A	Campbell	48 42
								65	A	Alabama	51 85	108	H	Campbell	32 43
												120	A	Vanderbilt	46 80
												140	H	Mt. St. Mary's	58 75
												142	A	Hampton	48 51
												181	H	American	55 59
												186	A	High Point	58 68
												186	H	High Point	63 64
												193	A	Gardner-Webb	84 73
												193	H	Gardner-Webb	65 51
												249	H	UNC Asheville	50 63
												259	A	Longwood	62 61
												259	H	Longwood	88 76
												271	H	Winthrop	54 53
												280	A	Morehead St.	62 73
												290	A	ETSU	67 43
												305	A	Presbyterian	65 39
												305	H	Presbyterian	54 42
												328	A	USC Upstate	57 41
												344	A	Charleston So.	64 40
												344	H	Charleston So.	72 35
												346	A	South Carolina St.	60 45
LAST 10 Division I															
186	H	High Point	63 64	305	A	Presbyterian	65 39	108	H	Campbell	32 43	193	A	Gardner-Webb	84 73
259	H	Longwood	88 76	328	A	USC Upstate	57 41	271	H	Winthrop	54 53				
108	A	Campbell	48 42												
344	A	Charleston So.	64 40												
193	H	Gardner-Webb	65 51												

Non-Div I Games:

Radford

■ Loss,
 ■ Non-Conf, S Site,
 ■ Home
 ■ Away
 N Neutral

Rhode Island

Through Games Of Feb. 23, 2020

Average RPI Win:	214	WON-LOST	WINNING	LAST 10	STRENGTH OF	OPP. STRENGTH	TEAM	ADJ.	CONF.	ADJ CONF.
Average RPI Loss:	143	RECORD	PCT. RANK	GAMES	SCHEDULE	OF SCHEDULE	RPI	RPI	RPI	RPI
DIV. I ONLY	13- 13	172	4-6	218	172	208	208	12	12	
DIV. I NON-CONF.	7- 5	131	0	243	313	174	174	11	11	
TOTALS	RPI 1-25	RPI 26-50	W-L RECORDS	RPI 51-100	RPI 101-150	RPI 150+				
13- 13	0- 0	0- 0	OVERALL	1- 4	4- 4	8- 5				
10- 3	0- 0	0- 0	HOME	1- 0	4- 2	5- 1				
2- 9	0- 0	0- 0	AWAY	0- 4	0- 2	2- 3				
1- 1	0- 0	0- 0	NEUTRAL	0- 0	0- 0	1- 1				
7- 5	0- 0	0- 0	NON-CONFERENCE	0- 2	2- 0	5- 3				
5- 0	0- 0	0- 0	HOME	0- 0	2- 0	3- 0				
1- 4	0- 0	0- 0	AWAY	0- 2	0- 0	1- 2				
1- 1	0- 0	0- 0	NEUTRAL	0- 0	0- 0	1- 1				
6- 8	0- 0	0- 0	CONFERENCE	1- 2	2- 4	3- 2				
5- 3	0- 0	0- 0	HOME	1- 0	2- 2	2- 1				
1- 5	0- 0	0- 0	AWAY	0- 2	0- 2	1- 1				
0- 0	0- 0	0- 0	NEUTRAL	0- 0	0- 0	0- 0				

RPI 1-25				RPI 26-50				RPI 51-100				RPI 101+				Team's RPI: 208	
RPI	S	Opponent	Score	RPI	S	Opponent	Score	RPI	S	Opponent	Score	RPI	S	Opponent	Score		
								53	A	Dayton	60	71	102	H	VCU	54	75
								79	A	Boston College	55	66	112	H	Richmond	76	70
								84	A	Fordham	50	60	126	H	Holy Cross	73	58
								93	H	Saint Louis	72	63	128	H	Robert Morris	71	59
								97	A	Harvard	58	61	131	A	Davidson	67	79
													131	H	Davidson	70	77
													134	A	Duquesne	62	72
													148	H	Massachusetts	69	66
													169	N	Providence	51	58
													170	H	La Salle	42	54
													189	A	Quinnipiac	63	75
													220	N	Brown	89	44
													225	A	Saint Joseph's	49	47
													230	H	George Mason	47	42
													232	A	North Dakota	61	67
													239	H	Fairfield	74	41
													293	A	St. Bonaventure	59	64
													293	H	St. Bonaventure	69	67
													297	H	Vermont	77	74
													330	H	LIU Brooklyn	79	56
													347	A	Hartford	68	56
LAST 10 Division I																	
				170	H	La Salle	42	54		84	A	Fordham	50	60			
				134	A	Duquesne	62	72		230	H	George Mason	47	42			
				293	H	St. Bonaventure	69	67		131	H	Davidson	70	77			
				93	H	Saint Louis	72	63		293	A	St. Bonaventure	59	64			
				53	A	Dayton	60	71		148	H	Massachusetts	69	66			

Non-Div I Games:

Rhode Island

■ Loss,
 ■ Non-Conf,
 ■ S Site,
 ■ H Home
 ■ A Away
 N Neutral

Average RPI Win:	214	WON-LOST	WINNING	LAST 10	STRENGTH OF	OPP. STRENGTH	TEAM	ADJ.	CONF.	ADJ CONF.
Average RPI Loss:	75	RECORD	PCT. RANK	GAMES	SCHEDULE	OF SCHEDULE	RPI	RPI	RPI	RPI
DIV. I ONLY	18- 8	63	8-2	124	129	68	68	13	13	
DIV. I NON-CONF.	5- 6	187	0	154	130	189	189	16	16	
TOTALS	RPI 1-25	RPI 26-50	W-L RECORDS	RPI 51-100	RPI 101-150	RPI 150+				
18- 8	0- 1	1- 4	OVERALL	1- 1	2- 1	14- 1				
11- 1	0- 1	1- 0	HOME	1- 0	1- 0	8- 0				
7- 5	0- 0	0- 3	AWAY	0- 0	1- 1	6- 1				
0- 2	0- 0	0- 1	NEUTRAL	0- 1	0- 0	0- 0				
5- 6	0- 1	0- 2	NON-CONFERENCE	0- 1	0- 1	5- 1				
4- 1	0- 1	0- 0	HOME	0- 0	0- 0	4- 0				
1- 3	0- 0	0- 1	AWAY	0- 0	0- 1	1- 1				
0- 2	0- 0	0- 1	NEUTRAL	0- 1	0- 0	0- 0				
13- 2	0- 0	1- 2	CONFERENCE	1- 0	2- 0	9- 0				
7- 0	0- 0	1- 0	HOME	1- 0	1- 0	4- 0				
6- 2	0- 0	0- 2	AWAY	0- 0	1- 0	5- 0				
0- 0	0- 0	0- 0	NEUTRAL	0- 0	0- 0	0- 0				

RPI	S	Opponent	Score	RPI	S	Opponent	Score	RPI	S	Opponent	Score	RPI	S	Opponent	Score
13	H	Texas A&M	61 62	26	A	Old Dominion	59 66	58	H	Middle Tenn.	77 60	122	A	UAB	74 65
				31	H	Western Ky.	73 65	66	N	Georgia Tech	52 54	122	H	UAB	64 53
				38	N	Virginia Tech	45 54					146	A	Texas Southern	56 63
				46	A	Oklahoma St.	38 69					162	H	Northern Ariz.	71 57
				49	A	Charlotte	51 62					196	H	Little Rock	66 40
												201	A	Fla. Atlantic	78 69
												203	H	Southern Miss.	75 64
												219	A	SMU	43 55
												221	A	UTEP	69 61
												228	H	Marshall	81 43
												257	A	North Texas	67 52
												257	H	North Texas	69 66
												266	H	Nicholls St.	71 47
												267	H	Louisiana Tech	60 47
												296	H	Prairie View	77 55
												304	A	FIU	68 47
												311	A	UTSA	74 62
												342	A	McNeese	81 50
LAST 10 Division I															
122	A	UAB	74 65	122	H	UAB	64 53								
257	H	North Texas	69 66	257	A	North Texas	67 52								
49	A	Charlotte	51 62	311	A	UTSA	74 62								
26	A	Old Dominion	59 66	221	A	UTEP	69 61								
58	H	Middle Tenn.	77 60	203	H	Southern Miss.	75 64								

Non-Div I Games:

Rice

Average RPI Win:	193	WON-LOST	WINNING	LAST 10	STRENGTH OF	OPP. STRENGTH	TEAM	ADJ.	CONF.	ADJ CONF.
Average RPI Loss:	112	RECORD	PCT. RANK	GAMES	SCHEDULE	OF SCHEDULE	RPI	RPI	RPI	RPI
DIV. I ONLY	14- 14	172	7-3	61	168	112	112	12	12	
DIV. I NON-CONF.	7- 7	164	0	22	277	69	69	11	11	
TOTALS	RPI 1-25	RPI 26-50	W-L RECORDS	RPI 51-100	RPI 101-150	RPI 150+				
14- 14	0- 0	0- 4	OVERALL	1- 2	4- 5	9- 3				
7- 4	0- 0	0- 0	HOME	0- 2	3- 1	4- 1				
7- 7	0- 0	0- 3	AWAY	1- 0	1- 2	5- 2				
0- 3	0- 0	0- 1	NEUTRAL	0- 0	0- 2	0- 0				
7- 7	0- 0	0- 4	NON-CONFERENCE	1- 0	2- 2	4- 1				
3- 1	0- 0	0- 0	HOME	0- 0	1- 0	2- 1				
4- 3	0- 0	0- 3	AWAY	1- 0	1- 0	2- 0				
0- 3	0- 0	0- 1	NEUTRAL	0- 0	0- 2	0- 0				
7- 7	0- 0	0- 0	CONFERENCE	0- 2	2- 3	5- 2				
4- 3	0- 0	0- 0	HOME	0- 2	2- 1	2- 0				
3- 4	0- 0	0- 0	AWAY	0- 0	0- 2	3- 2				
0- 0	0- 0	0- 0	NEUTRAL	0- 0	0- 0	0- 0				

RPI S	Opponent	Score	RPI S	Opponent	Score	RPI S	Opponent	Score	RPI S	Opponent	Score	Team's RPI: 112
26	A Old Dominion	51 73	53	H Dayton	51 65	102	A VCU	50 53				
36	N Bradley	57 61	78	A Coastal Caro.	79 67	102	H VCU	42 57				
43	A Drexel	52 58	84	H Fordham	47 64	113	H William & Mary	76 73				
49	A Charlotte	59 78				131	H Davidson	69 57				
						132	A UNC Greensboro	70 62				
						134	H Duquesne	67 64				
						140	N Mt. St. Mary's	67 75				
						142	N Hampton	65 69				
						148	A Massachusetts	50 64				
						170	A La Salle	67 61				
						170	H La Salle	63 61				
						187	H Norfolk St.	77 69				
						201	H Fla. Atlantic	57 55				
						208	A Rhode Island	70 76				
						212	H Furman	69 70				
						225	A Saint Joseph's	56 67				
						230	A George Mason	75 70				
						240	A Georgetown	51 49				
						293	A St. Bonaventure	72 58				
						293	H St. Bonaventure	63 59				
						326	A UMES	64 52				
LAST 10 Division I												
293	A St. Bonaventure	72 58	102	H VCU	42 57							
230	A George Mason	75 70	293	H St. Bonaventure	63 59							
84	H Fordham	47 64	148	A Massachusetts	50 64							
134	H Duquesne	67 64	131	H Davidson	69 57							
170	A La Salle	67 61	170	H La Salle	63 61							

Non-Div I Games:

Richmond

■ Loss,
 ■ Non-Conf,
 ■ S Site,
 ■ H Home
 ■ A Away
 N Neutral

Average RPI Win: 236	WON-LOST	WINNING	LAST 10	STRENGTH OF	OPP. STRENGTH	TEAM	ADJ.	CONF.	ADJ CONF.
Average RPI Loss: 136	RECORD	PCT. RANK	GAMES	SCHEDULE	OF SCHEDULE	RPI	RPI	RPI	RPI
DIV. I ONLY	21- 4	20	8-2	300	165	90	90	24	24
DIV. I NON-CONF.	7- 2	53	0	324	31	117	117	25	25
TOTALS	RPI 1-25	RPI 26-50	W-L RECORDS	RPI 51-100	RPI 101-150	RPI 150+			
21- 4	0- 1	0- 0	OVERALL	1- 1	0- 1	20- 1			
10- 1	0- 0	0- 0	HOME	0- 1	0- 0	10- 0			
10- 2	0- 1	0- 0	AWAY	1- 0	0- 0	9- 1			
1- 1	0- 0	0- 0	NEUTRAL	0- 0	0- 1	1- 0			
7- 2	0- 1	0- 0	NON-CONFERENCE	0- 0	0- 1	7- 0			
3- 0	0- 0	0- 0	HOME	0- 0	0- 0	3- 0			
3- 1	0- 1	0- 0	AWAY	0- 0	0- 0	3- 0			
1- 1	0- 0	0- 0	NEUTRAL	0- 0	0- 1	1- 0			
14- 2	0- 0	0- 0	CONFERENCE	1- 1	0- 0	13- 1			
7- 1	0- 0	0- 0	HOME	0- 1	0- 0	7- 0			
7- 1	0- 0	0- 0	AWAY	1- 0	0- 0	6- 1			
0- 0	0- 0	0- 0	NEUTRAL	0- 0	0- 0	0- 0			

RPI 1-25				RPI 26-50				RPI 51-100				Team's RPI: 90	RPI 101+			
RPI	S	Opponent	Score	RPI	S	Opponent	Score	RPI	S	Opponent	Score		RPI	S	Opponent	Score
14	A	Princeton	47 80					62	A	Marist	76 72		144	N	North Florida	70 80
								62	H	Marist	58 63		170	H	La Salle	70 43
													189	A	Quinnipiac	68 62
													189	H	Quinnipiac	75 59
													205	A	Penn St.	78 70
													207	A	Manhattan	55 50
													207	H	Manhattan	76 53
													222	A	Iona	81 37
													222	H	Iona	53 41
													239	H	Fairfield	60 52
													240	A	Georgetown	65 64
													251	N	Lipscomb	81 76
													252	H	Xavier	64 57
													260	A	Delaware St.	71 69
													277	A	Niagara	71 55
													277	H	Niagara	79 75
													279	A	Siena	69 38
													279	H	Siena	70 66
													281	H	Wagner	77 63
													300	H	Monmouth	48 25
													323	A	Saint Peter's	56 67
													340	A	Canisius	70 57
LAST 10 Division I																
				222	H	Iona	53 41						323	A	Saint Peter's	56 67
				189	A	Quinnipiac	68 62						300	H	Monmouth	48 25
				207	A	Manhattan	55 50						207	H	Manhattan	76 53
				279	A	Siena	69 38						239	H	Fairfield	60 52
				62	H	Marist	58 63						277	A	Niagara	71 55

Non-Div I Games:

Rider

■ Loss,
 ■ Non-Conf,
 S Site,
 ■ Home
 ■ Away
 N Neutral

Average RPI Win:	278	WON-LOST	WINNING	LAST 10	STRENGTH OF	OPP. STRENGTH	TEAM	ADJ.	CONF.	ADJ CONF.
Average RPI Loss:	116	RECORD	PCT. RANK	GAMES	SCHEDULE	OF SCHEDULE	RPI	RPI	RPI	RPI
DIV. I ONLY	19- 7	48	9-1	279	313	128	128	30	30	
DIV. I NON-CONF.	4- 6	212	0	106	135	163	163	30	30	
TOTALS	RPI 1-25	RPI 26-50	W-L RECORDS	RPI 51-100	RPI 101-150	RPI 150+				
19- 7	0- 1	0- 1	OVERALL	0- 0	0- 3	19- 2				
9- 3	0- 0	0- 0	HOME	0- 0	0- 2	9- 1				
10- 4	0- 1	0- 1	AWAY	0- 0	0- 1	10- 1				
0- 0	0- 0	0- 0	NEUTRAL	0- 0	0- 0	0- 0				
4- 6	0- 1	0- 1	NON-CONFERENCE	0- 0	0- 2	4- 2				
2- 2	0- 0	0- 0	HOME	0- 0	0- 1	2- 1				
2- 4	0- 1	0- 1	AWAY	0- 0	0- 1	2- 1				
0- 0	0- 0	0- 0	NEUTRAL	0- 0	0- 0	0- 0				
15- 1	0- 0	0- 0	CONFERENCE	0- 0	0- 1	15- 0				
7- 1	0- 0	0- 0	HOME	0- 0	0- 1	7- 0				
8- 0	0- 0	0- 0	AWAY	0- 0	0- 0	8- 0				
0- 0	0- 0	0- 0	NEUTRAL	0- 0	0- 0	0- 0				

RPI 1-25				RPI 26-50				RPI 51-100				RPI 101+ Team's RPI: 128			
RPI	S	Opponent	Score	RPI	S	Opponent	Score	RPI	S	Opponent	Score	RPI	S	Opponent	Score
17	A	TCU	61 66	40	A	James Madison	32 59					103	A	Kent St.	81 82
												125	H	Columbia	59 61
												140	H	Mt. St. Mary's	59 62
												170	A	La Salle	71 68
												180	H	Delaware	62 73
												183	A	Merrimack	68 62
												183	H	Merrimack	72 50
												187	A	Norfolk St.	69 62
												208	A	Rhode Island	59 71
												250	H	Youngstown St.	58 43
												252	H	Xavier	71 57
												276	A	Saint Francis (PA)	66 57
												281	A	Wagner	77 35
												281	H	Wagner	51 47
												308	A	Sacred Heart	67 38
												308	H	Sacred Heart	73 43
												310	A	St. Francis Brooklyn	70 59
												310	H	St. Francis Brooklyn	69 44
												317	A	Fairleigh Dickinson	48 35
												317	H	Fairleigh Dickinson	53 35
												324	H	Bryant	69 39
												330	A	LIU Brooklyn	70 59
												349	A	Central Conn. St.	86 56
												349	H	Central Conn. St.	80 42
LAST 10 Division I															
317	A	Fairleigh Dickinson	48 35	308	A	Sacred Heart	67 38								
140	H	Mt. St. Mary's	59 62	324	H	Bryant	69 39								
276	A	Saint Francis (PA)	66 57	349	H	Central Conn. St.	80 42								
317	H	Fairleigh Dickinson	53 35	310	A	St. Francis Brooklyn	70 59								
281	A	Wagner	77 35	330	A	LIU Brooklyn	70 59								

Non-Div I Games: Pitt.-Johnstown 63 30

Robert Morris

■ Loss,
 ■ Non-Conf,
 ■ S Site,
 ■ Home
 ■ A Away
 N Neutral

[illegible]

Rutgers

Page 242

Average RPI Win:	239	WON-LOST	WINNING	LAST 10	STRENGTH OF	OPP. STRENGTH	TEAM	ADJ.	CONF.	ADJ CONF.
Average RPI Loss:	133	RECORD	PCT. RANK	GAMES	SCHEDULE	OF SCHEDULE	RPI	RPI	RPI	RPI
DIV. I ONLY	17- 5	34	8-2	254	263	95	95	23	23	
DIV. I NON-CONF.	4- 2	90	0	261	174	134	134	24	24	
TOTALS	RPI 1-25	RPI 26-50	W-L RECORDS	RPI 51-100	RPI 101-150	RPI 150+				
17- 5	0- 0	0- 1	OVERALL	2- 1	1- 0	14- 3				
9- 1	0- 0	0- 1	HOME	1- 0	1- 0	7- 0				
7- 4	0- 0	0- 0	AWAY	1- 1	0- 0	6- 3				
1- 0	0- 0	0- 0	NEUTRAL	0- 0	0- 0	1- 0				
4- 2	0- 0	0- 1	NON-CONFERENCE	0- 1	0- 0	4- 0				
1- 1	0- 0	0- 1	HOME	0- 0	0- 0	1- 0				
2- 1	0- 0	0- 0	AWAY	0- 1	0- 0	2- 0				
1- 0	0- 0	0- 0	NEUTRAL	0- 0	0- 0	1- 0				
13- 3	0- 0	0- 0	CONFERENCE	2- 0	1- 0	10- 3				
8- 0	0- 0	0- 0	HOME	1- 0	1- 0	6- 0				
5- 3	0- 0	0- 0	AWAY	1- 0	0- 0	4- 3				
0- 0	0- 0	0- 0	NEUTRAL	0- 0	0- 0	0- 0				

RPI 1-25	RPI 26-50	RPI 51-100	Team's RPI: 95	RPI 101+
RPI S Opponent Score	RPI S Opponent Score	RPI S Opponent Score		RPI S Opponent Score
	39 UCF 57 63	56 Oklahoma 62 75		117 Abilene Christian 69 59
		96 A&M-Corpus Christi 66 44		153 Sam Houston St. 55 63
		96 A&M-Corpus Christi 72 49		157 New Orleans 50 53
				157 New Orleans 59 47
				234 Nevada 80 65
				237 Southeastern La. 77 51
				242 Central Ark. 58 37
				242 Central Ark. 102 41
				256 N UC Santa Barbara 67 56
				258 Incarnate Word 52 60
				258 Incarnate Word 67 45
				266 Nicholls St. 78 61
				270 Lamar University 54 53
				272 Tulsa 67 63
				316 Houston Baptist 59 42
				329 Alcorn 67 62
				337 Northwestern St. 89 40
				342 McNeese 82 51
LAST 10 Division I				
258 Incarnate Word 52 60	153 Sam Houston St. 55 63			
242 Central Ark. 58 37	117 Abilene Christian 69 59			
96 A&M-Corpus Christi 72 49	270 Lamar University 54 53			
157 New Orleans 59 47	337 Northwestern St. 89 40			
266 Nicholls St. 78 61	258 Incarnate Word 67 45			

Non-Div I Games: LSU-Shreveport 75 32 Cent. Christian (KS104 46 Our Lady of the Lak87 75

SFA

Loss, Non-Conf, S Site, Home Away N Neutral

S
I
U
ES
I
U
E

65 70

Page 244

Loss, Non-Conf, S Site, H Home A Away N Neutral

SMU				STRENGTH OF SCHEDULE	OPP. STRENGTH OF SCHEDULE	TEAM RPI	ADJ. RPI	CONF. RPI	ADJ CONF. RPI
Average RPI Win:	225	WON-LOST RECORD	WINNING PCT. RANK						
Average RPI Loss:	133		LAST 10 GAMES						
DIV. I ONLY	12- 14	197	5-5	186	124	219	219	9	9
DIV. I NON-CONF.	6- 6	164	0	197	256	238	238	10	10
<hr/>									
TOTALS	RPI 1-25	RPI 26-50	W-L RECORDS	RPI 51-100	RPI 101-150	RPI 150+			
12- 14	0- 2	0- 1	OVERALL	1- 2	0- 2	11- 7			
9- 7	0- 2	0- 0	HOME	1- 1	0- 0	8- 4			
2- 7	0- 0	0- 1	AWAY	0- 1	0- 2	2- 3			
1- 0	0- 0	0- 0	NEUTRAL	0- 0	0- 0	1- 0			
6- 6	0- 1	0- 0	NON-CONFERENCE	1- 0	0- 2	5- 3			
5- 4	0- 1	0- 0	HOME	1- 0	0- 0	4- 3			
0- 2	0- 0	0- 0	AWAY	0- 0	0- 2	0- 0			
1- 0	0- 0	0- 0	NEUTRAL	0- 0	0- 0	1- 0			
6- 8	0- 1	0- 1	CONFERENCE	0- 2	0- 0	6- 4			
4- 3	0- 1	0- 0	HOME	0- 1	0- 0	4- 1			
2- 5	0- 0	0- 1	AWAY	0- 1	0- 0	2- 3			
0- 0	0- 0	0- 0	NEUTRAL	0- 0	0- 0	0- 0			

RPI 1-25				RPI 26-50				RPI 51-100				RPI 101+ Team's RPI: 219			
RPI	S	Opponent	Score	RPI	S	Opponent	Score	RPI	S	Opponent	Score	RPI	S	Opponent	Score
6	H	UConn	42 80	39	A	UCF	57 67	68	H	Rice	55 43	105	A	UT Arlington	46 51
17	H	TCU	56 57					77	H	Cincinnati	58 73	115	A	Pacific	49 77
								91	A	Temple	62 85	154	H	Wright St.	61 69
												156	H	Tulane	66 67
												158	A	Wichita St.	72 67
												158	H	Wichita St.	64 44
												190	A	Houston	53 55
												190	H	Houston	60 47
												191	A	Memphis	52 57
												221	H	UTEP	60 56
												224	H	Northern Colo.	52 61
												230	H	George Mason	58 59
												232	H	North Dakota	66 51
												243	A	East Carolina	55 47
												243	H	East Carolina	53 45
												272	A	Tulsa	58 65
												272	H	Tulsa	57 38
												283	N	CSUN	68 58
												289	H	UC Irvine	59 56
												342	H	McNeese	81 60
<hr/>															
LAST 10 Division I															
190	H	Houston	60 47	190	A	Houston	53 55								
158	A	Wichita St.	72 67	39	A	UCF	57 67								
272	A	Tulsa	58 65	158	H	Wichita St.	64 44								
243	H	East Carolina	53 45	272	H	Tulsa	57 38								
77	H	Cincinnati	58 73	191	A	Memphis	52 57								

Non-Div I Games:

SMU

■ Loss,
 ■ Non-Conf,
 ■ S Site,
 ■ H Home
 ■ A Away
 N Neutral

Average RPI Win:	252	WON-LOST	WINNING	LAST 10	STRENGTH OF	OPP. STRENGTH	TEAM	ADJ.	CONF.	ADJ CONF.
Average RPI Loss:	185	RECORD	PCT. RANK	GAMES	SCHEDULE	OF SCHEDULE	RPI	RPI	RPI	RPI
DIV. I ONLY	6- 18	309	4-6	278	222	307	307	18	18	
DIV. I NON-CONF.	0- 7	338	0	266	229	342	342	17	17	
TOTALS	RPI 1-25	RPI 26-50	W-L RECORDS	RPI 51-100	RPI 101-150	RPI 150+				
6- 18	0- 1	0- 0	OVERALL	0- 1	0- 2	6- 14				
2- 8	0- 1	0- 0	HOME	0- 1	0- 1	2- 5				
4- 10	0- 0	0- 0	AWAY	0- 0	0- 1	4- 9				
0- 0	0- 0	0- 0	NEUTRAL	0- 0	0- 0	0- 0				
0- 7	0- 1	0- 0	NON-CONFERENCE	0- 0	0- 0	0- 6				
0- 1	0- 1	0- 0	HOME	0- 0	0- 0	0- 0				
0- 6	0- 0	0- 0	AWAY	0- 0	0- 0	0- 6				
0- 0	0- 0	0- 0	NEUTRAL	0- 0	0- 0	0- 0				
6- 11	0- 0	0- 0	CONFERENCE	0- 1	0- 2	6- 8				
2- 7	0- 0	0- 0	HOME	0- 1	0- 1	2- 5				
4- 4	0- 0	0- 0	AWAY	0- 0	0- 1	4- 3				
0- 0	0- 0	0- 0	NEUTRAL	0- 0	0- 0	0- 0				

RPI 1-25				RPI 26-50				RPI 51-100				RPI 101+ Team's RPI: 307			
RPI	S	Opponent	Score	RPI	S	Opponent	Score	RPI	S	Opponent	Score	RPI	S	Opponent	Score
21	H	Ohio St.	74 104					81	H	Montana St.	48 85	124	A	Idaho	44 70
												124	H	Idaho	88 96
												159	A	UC Davis	75 77
												161	A	San Jose St.	67 73
												162	A	Northern Ariz.	107 114
												162	H	Northern Ariz.	65 85
												165	H	Montana	60 64
												171	A	Idaho St.	62 80
												171	H	Idaho St.	51 75
												177	A	Southern Utah	71 62
												177	H	Southern Utah	87 82
												214	A	Portland St.	73 70
												224	A	Northern Colo.	73 90
												224	H	Northern Colo.	63 73
												231	A	San Francisco	82 87
												234	A	Nevada	72 83
												299	A	Eastern Wash.	74 67
												299	H	Eastern Wash.	73 78
												303	A	Seattle U	84 88
												313	A	Cal Poly	43 62
												321	A	Weber St.	91 67
												321	H	Weber St.	58 52
LAST 10 Division I															
124	H	Idaho	88 96	321	H	Weber St.	58 52	124	A	Idaho	44 70				
299	H	Eastern Wash.	73 78	299	A	Eastern Wash.	74 67	162	H	Northern Ariz.	65 85				
224	A	Northern Colo.	73 90	214	A	Portland St.	73 70								
177	A	Southern Utah	71 62												
171	H	Idaho St.	51 75												

Non-Div I Games: Cal Maritime 86 55 Pacific Union 94 35

Sacramento St.

Average RPI Win: 307		WON-LOST	WINNING	LAST 10	STRENGTH OF	OPP. STRENGTH	TEAM	ADJ.	CONF.	ADJ CONF.
Average RPI Loss: 171		RECORD	PCT. RANK	GAMES	SCHEDULE	OF SCHEDULE	RPI	RPI	RPI	RPI
DIV. I ONLY		11- 16	229	4-6	285	311	276	276	30	30
DIV. I NON-CONF.		2- 9	304	0	68	171	220	220	30	30
TOTALS	RPI 1-25	RPI 26-50		W-L RECORDS		RPI 51-100	RPI 101-150	RPI 150+		
11- 16	0- 0	0- 2		OVERALL		0- 3	0- 4	11- 7		
5- 6	0- 0	0- 0		HOME		0- 1	0- 2	5- 3		
5- 9	0- 0	0- 1		AWAY		0- 2	0- 2	5- 4		
1- 1	0- 0	0- 1		NEUTRAL		0- 0	0- 0	1- 0		
2- 9	0- 0	0- 2		NON-CONFERENCE		0- 3	0- 2	2- 2		
0- 3	0- 0	0- 0		HOME		0- 1	0- 1	0- 1		
1- 5	0- 0	0- 1		AWAY		0- 2	0- 1	1- 1		
1- 1	0- 0	0- 1		NEUTRAL		0- 0	0- 0	1- 0		
9- 7	0- 0	0- 0		CONFERENCE		0- 0	0- 2	9- 5		
5- 3	0- 0	0- 0		HOME		0- 0	0- 1	5- 2		
4- 4	0- 0	0- 0		AWAY		0- 0	0- 1	4- 3		
0- 0	0- 0	0- 0		NEUTRAL		0- 0	0- 0	0- 0		

[illegible]

Non-Div I Games:

Saint Francis (PA)

Loss, Non-Conf, S Site, H Home A Away N Neutral

Saint Joseph's

Through Games Of Feb. 23, 2020

Average RPI Win: 183	WON-LOST	WINNING	LAST 10	STRENGTH OF	OPP. STRENGTH	TEAM	ADJ.	CONF.	ADJ CONF.
Average RPI Loss: 126	RECORD	PCT. RANK	GAMES	SCHEDULE	OF SCHEDULE	RPI	RPI	RPI	RPI
DIV. I ONLY	9- 17	267	2-8	123	119	225	225	12	12
DIV. I NON-CONF.	6- 6	164	0	103	114	148	148	11	11
TOTALS	RPI 1-25	RPI 26-50	W-L RECORDS	RPI 51-100	RPI 101-150	RPI 150+			
9- 17	0- 0	0- 1	OVERALL	2- 5	3- 6	4- 5			
5- 8	0- 0	0- 1	HOME	1- 2	1- 2	3- 3			
3- 7	0- 0	0- 0	AWAY	0- 2	2- 4	1- 1			
1- 2	0- 0	0- 0	NEUTRAL	1- 1	0- 0	0- 1			
6- 6	0- 0	0- 1	NON-CONFERENCE	2- 3	1- 1	3- 1			
4- 2	0- 0	0- 1	HOME	1- 1	0- 0	3- 0			
1- 2	0- 0	0- 0	AWAY	0- 1	1- 1	0- 0			
1- 2	0- 0	0- 0	NEUTRAL	1- 1	0- 0	0- 1			
3- 11	0- 0	0- 0	CONFERENCE	0- 2	2- 5	1- 4			
1- 6	0- 0	0- 0	HOME	0- 1	1- 2	0- 3			
2- 5	0- 0	0- 0	AWAY	0- 1	1- 3	1- 1			
0- 0	0- 0	0- 0	NEUTRAL	0- 0	0- 0	0- 0			

RPI S	Opponent	Score	RPI S	Opponent	Score	RPI S	Opponent	Score	RPI S	Opponent	Score	Team's RPI: 225
			43 H	Drexel	52 62	53 H	Dayton	44 59	102 A	VCU	40 47	
						54 H	Penn	45 55	109 A	Auburn	62 66	
						72 A	Villanova	44 60	112 H	Richmond	67 56	
						76 N	Seton Hall	39 55	125 A	Columbia	71 57	
						91 H	Temple	67 63	131 A	Davidson	63 54	
						93 A	Saint Louis	48 63	134 A	Duquesne	42 53	
						97 N	Harvard	63 39	134 H	Duquesne	51 58	
									141 H	George Washington	50 56	
									148 A	Massachusetts	43 61	
									170 A	La Salle	59 67	
									170 H	La Salle	53 59	
									181 H	American	72 51	
									208 H	Rhode Island	47 49	
									212 N	Furman	48 63	
									230 H	George Mason	49 54	
									293 A	St. Bonaventure	61 60	
									306 H	Navy	49 40	
									308 H	Sacred Heart	71 44	
LAST 10 Division I												
230 H	George Mason	49 54	53 H	Dayton	44 59							
131 A	Davidson	63 54	141 H	George Washington	50 56							
170 H	La Salle	53 59	170 A	La Salle	59 67							
134 A	Duquesne	42 53	293 A	St. Bonaventure	61 60							
93 A	Saint Louis	48 63	134 H	Duquesne	51 58							

Non-Div I Games:

Saint Joseph's

■ Loss,
 ■ Non-Conf,
 ■ S Site,
 ■ H Home
 ■ A Away
 N Neutral

Average RPI Win: 165	WON-LOST	WINNING	LAST 10	STRENGTH OF	OPP. STRENGTH	TEAM	ADJ.	CONF.	ADJ CONF.
Average RPI Loss: 107	RECORD	PCT. RANK	GAMES	SCHEDULE	OF SCHEDULE	RPI	RPI	RPI	RPI
DIV. I ONLY	16- 11	117	6-4	89	106	93	93	12	12
DIV. I NON-CONF.	8- 5	117	0	82	66	71	71	11	11
TOTALS	RPI 1-25	RPI 26-50	W-L RECORDS	RPI 51-100	RPI 101-150	RPI 150+			
16- 11	0- 1	1- 0	OVERALL	4- 3	4- 6	7- 1			
9- 4	0- 1	1- 0	HOME	3- 0	3- 3	2- 0			
7- 7	0- 0	0- 0	AWAY	1- 3	1- 3	5- 1			
0- 0	0- 0	0- 0	NEUTRAL	0- 0	0- 0	0- 0			
8- 5	0- 1	1- 0	NON-CONFERENCE	3- 1	1- 3	3- 0			
4- 2	0- 1	1- 0	HOME	2- 0	1- 1	0- 0			
4- 3	0- 0	0- 0	AWAY	1- 1	0- 2	3- 0			
0- 0	0- 0	0- 0	NEUTRAL	0- 0	0- 0	0- 0			
8- 6	0- 0	0- 0	CONFERENCE	1- 2	3- 3	4- 1			
5- 2	0- 0	0- 0	HOME	1- 0	2- 2	2- 0			
3- 4	0- 0	0- 0	AWAY	0- 2	1- 1	2- 1			
0- 0	0- 0	0- 0	NEUTRAL	0- 0	0- 0	0- 0			

RPI 1-25				RPI 26-50				RPI 51-100 Team's RPI: 93				RPI 101+			
RPI	S	Opponent	Score	RPI	S	Opponent	Score	RPI	S	Opponent	Score	RPI	S	Opponent	Score
14	H	Princeton	50 66	50	H	UT Martin	56 50	53	A	Dayton	47 48	102	A	VCU	60 67
								77	A	Cincinnati	60 50	102	H	VCU	52 65
								84	A	Fordham	54 66	119	H	Southeast Mo. St.	76 61
								84	H	Fordham	59 49	120	A	Vanderbilt	50 62
								86	H	Illinois St.	61 56	121	H	Kansas	60 68
								89	H	Colgate	61 51	131	H	Davidson	58 65
								99	A	Southern Ill.	53 61	134	H	Duquesne	53 50
												141	A	George Washington	59 45
												145	A	Missouri	58 83
												148	H	Massachusetts	71 56
												170	A	La Salle	77 61
												185	A	Northern Ky.	67 42
												208	A	Rhode Island	63 72
												225	H	Saint Joseph's	63 48
												230	A	George Mason	64 51
												274	A	Indiana St.	55 53
												293	H	St. Bonaventure	72 51
												339	A	SIUE	68 35
LAST 10 Division I															
				102	A	VCU	60 67					225	H	Saint Joseph's	63 48
				84	H	Fordham	59 49					141	A	George Washington	59 45
				148	H	Massachusetts	71 56					134	H	Duquesne	53 50
				208	A	Rhode Island	63 72					84	A	Fordham	54 66
				230	A	George Mason	64 51					53	A	Dayton	47 48

Non-Div I Games:

Saint Louis

Average RPI Win:	207	WON-LOST	WINNING	LAST 10	STRENGTH OF	OPP. STRENGTH	TEAM	ADJ.	CONF.	ADJ CONF.
Average RPI Loss:	110	RECORD	PCT. RANK	GAMES	SCHEDULE	OF SCHEDULE	RPI	RPI	RPI	RPI
DIV. I ONLY	11- 16	229	2-8	74	123	166	166	11	11	
DIV. I NON-CONF.	5- 6	187	0	80	165	164	164	12	12	
TOTALS	RPI 1-25	RPI 26-50	W-L RECORDS	RPI 51-100	RPI 101-150	RPI 150+				
11- 16	1- 2	1- 2	OVERALL	0- 2	0- 7	9- 3				
7- 6	1- 1	1- 1	HOME	0- 1	0- 3	5- 0				
3- 10	0- 1	0- 1	AWAY	0- 1	0- 4	3- 3				
1- 0	0- 0	0- 0	NEUTRAL	0- 0	0- 0	1- 0				
5- 6	0- 1	1- 2	NON-CONFERENCE	0- 0	0- 1	4- 2				
4- 2	0- 1	1- 1	HOME	0- 0	0- 0	3- 0				
0- 4	0- 0	0- 1	AWAY	0- 0	0- 1	0- 2				
1- 0	0- 0	0- 0	NEUTRAL	0- 0	0- 0	1- 0				
6- 10	1- 1	0- 0	CONFERENCE	0- 2	0- 6	5- 1				
3- 4	1- 0	0- 0	HOME	0- 1	0- 3	2- 0				
3- 6	0- 1	0- 0	AWAY	0- 1	0- 3	3- 1				
0- 0	0- 0	0- 0	NEUTRAL	0- 0	0- 0	0- 0				

RPI 1-25				RPI 26-50				RPI 51-100				RPI 101+ Team's RPI: 166			
RPI	S	Opponent	Score	RPI	S	Opponent	Score	RPI	S	Opponent	Score	RPI	S	Opponent	Score
12	A	Gonzaga	49 74	31	H	Western Ky.	80 73	80	A	BYU	39 60	115	A	Pacific	53 65
12	H	Gonzaga	70 60	37	H	Marquette	63 77	80	H	BYU	55 65	115	H	Pacific	66 68
20	H	NC State	70 87	39	A	UCF	58 67					116	A	San Diego	59 73
												116	H	San Diego	54 72
												121	A	Kansas	81 86
												138	A	Portland	65 78
												138	H	Portland	53 72
												159	H	UC Davis	83 74
												194	A	Pepperdine	64 73
												194	H	Pepperdine	85 78
												199	A	Wyoming	67 69
												204	A	Santa Clara	95 87
												231	A	San Francisco	86 79
												234	A	Nevada	72 78
												256	H	UC Santa Barbara	64 43
												292	A	LMU (CA)	70 61
												292	H	LMU (CA)	86 70
												293	N	St. Bonaventure	72 57
												313	H	Cal Poly	84 67
LAST 10 Division I															
115	A	Pacific	53 65	194	A	Pepperdine	64 73								
116	A	San Diego	59 73	292	A	LMU (CA)	70 61								
80	A	BYU	39 60	115	H	Pacific	66 68								
12	H	Gonzaga	70 60	80	H	BYU	55 65								
138	H	Portland	53 72	116	H	San Diego	54 72								

Non-Div I Games:

Saint Mary's (CA)

■ Loss,
 ■ Non-Conf,
 ■ S Site,
 ■ Home
 ■ A Away
 N Neutral

Average RPI Win: 274		WON-LOST	WINNING	LAST 10	STRENGTH OF	OPP. STRENGTH	TEAM	ADJ.	CONF.	ADJ CONF.
Average RPI Loss: 232		RECORD	PCT. RANK	GAMES	SCHEDULE	OF SCHEDULE	RPI	RPI	RPI	RPI
DIV. I ONLY		8- 18	285	4-6	340	325	323	323	24	24
DIV. I NON-CONF.		3- 6	235	0	341	346	323	323	25	25
TOTALS		RPI 1-25	RPI 26-50	W-L RECORDS	RPI 51-100	RPI 101-150	RPI 150+			
8- 18	0- 0		0- 0	OVERALL	1- 2	0- 1	7- 15			
5- 7	0- 0		0- 0	HOME	1- 1	0- 1	4- 5			
3- 11	0- 0		0- 0	AWAY	0- 1	0- 0	3- 10			
0- 0	0- 0		0- 0	NEUTRAL	0- 0	0- 0	0- 0			
3- 6	0- 0		0- 0	NON-CONFERENCE	0- 0	0- 1	3- 5			
1- 2	0- 0		0- 0	HOME	0- 0	0- 1	1- 1			
2- 4	0- 0		0- 0	AWAY	0- 0	0- 0	2- 4			
0- 0	0- 0		0- 0	NEUTRAL	0- 0	0- 0	0- 0			
5- 12	0- 0		0- 0	CONFERENCE	1- 2	0- 0	4- 10			
4- 5	0- 0		0- 0	HOME	1- 1	0- 0	3- 4			
1- 7	0- 0		0- 0	AWAY	0- 1	0- 0	1- 6			
0- 0	0- 0		0- 0	NEUTRAL	0- 0	0- 0	0- 0			

[illegible]

Non-Div I Games:

Saint Peter's

■ Loss, ■ Non-Conf, S Site, H Home A Away N Neutral

Average RPI Win:	257	WON-LOST	WINNING	LAST 10	STRENGTH OF	OPP. STRENGTH	TEAM	ADJ.	CONF.	ADJ CONF.
Average RPI Loss:	167	RECORD	PCT. RANK	GAMES	SCHEDULE	OF SCHEDULE	RPI	RPI	RPI	RPI
DIV. I ONLY	16- 7	60	7-3	337	228	153	153	23	23	
DIV. I NON-CONF.	2- 4	235	0	317	110	263	263	24	24	
TOTALS	RPI 1-25	RPI 26-50	W-L RECORDS	RPI 51-100	RPI 101-150	RPI 150+				
16- 7	0- 0	0- 0	OVERALL	1- 2	0- 2	15- 3				
8- 2	0- 0	0- 0	HOME	1- 0	0- 1	7- 1				
8- 5	0- 0	0- 0	AWAY	0- 2	0- 1	8- 2				
0- 0	0- 0	0- 0	NEUTRAL	0- 0	0- 0	0- 0				
2- 4	0- 0	0- 0	NON-CONFERENCE	0- 1	0- 1	2- 2				
1- 0	0- 0	0- 0	HOME	0- 0	0- 0	1- 0				
1- 4	0- 0	0- 0	AWAY	0- 1	0- 1	1- 2				
0- 0	0- 0	0- 0	NEUTRAL	0- 0	0- 0	0- 0				
14- 3	0- 0	0- 0	CONFERENCE	1- 1	0- 1	13- 1				
7- 2	0- 0	0- 0	HOME	1- 0	0- 1	6- 1				
7- 1	0- 0	0- 0	AWAY	0- 1	0- 0	7- 0				
0- 0	0- 0	0- 0	NEUTRAL	0- 0	0- 0	0- 0				

RPI S	Opponent	Score	RPI S	Opponent	Score	RPI S	Opponent	Score	RPI S	Opponent	Score
						56	A Oklahoma	71 95	117	H Abilene Christian	73 81
						95	H SFA	63 55	137	A Texas Tech	57 99
						96	A A&M-Corpus Christi	54 57	157	A New Orleans	78 46
									206	H Louisiana	77 73
									218	A Oral Roberts	41 64
									237	A Southeastern La.	84 69
									237	H Southeastern La.	81 75
									242	A Central Ark.	72 54
									242	H Central Ark.	73 58
									258	H Incarnate Word	74 77
									266	A Nicholls St.	80 77
									266	H Nicholls St.	87 71
									270	A Lamar University	75 68
									270	H Lamar University	68 47
									286	A Ole Miss	69 75
									311	A UTSA	81 77
									316	A Houston Baptist	97 69
									316	H Houston Baptist	75 60
									337	A Northwestern St.	79 69
									342	H McNeese	92 59
LAST 10 Division I											
316	H	Houston Baptist	75	60	258	H	Incarnate Word	74	77		
270	A	Lamar University	75	68	95	H	SFA	63	55		
242	H	Central Ark.	73	58	96	A	A&M-Corpus Christi	54	57		
237	H	Southeastern La.	81	75	117	H	Abilene Christian	73	81		
266	A	Nicholls St.	80	77	316	A	Houston Baptist	97	69		

Non-Div I Games: Jarvis Christian 114 46 Howard Payne 91 49 Wiley 102 52

Sam Houston St.

Loss, Non-Conf, S Site, H Home A Away N Neutral

Average RPI Win:	268	WON-LOST	WINNING	LAST 10	STRENGTH OF	OPP. STRENGTH	TEAM	ADJ.	CONF.	ADJ CONF.
Average RPI Loss:	131	RECORD	PCT. RANK	GAMES	SCHEDULE	OF SCHEDULE	RPI	RPI	RPI	RPI
DIV. I ONLY	12- 14	197	7-3	187	246	175	175	26	26	
DIV. I NON-CONF.	4- 10	259	0	61	218	158	158	22	22	
TOTALS	RPI 1-25	RPI 26-50	W-L RECORDS	RPI 51-100	RPI 101-150	RPI 150+				
12- 14	0- 2	0- 3	OVERALL	0- 1	1- 2	11- 6				
3- 5	0- 0	0- 2	HOME	0- 0	0- 0	3- 3				
8- 9	0- 2	0- 1	AWAY	0- 1	1- 2	7- 3				
1- 0	0- 0	0- 0	NEUTRAL	0- 0	0- 0	1- 0				
4- 10	0- 2	0- 3	NON-CONFERENCE	0- 1	0- 2	4- 2				
0- 3	0- 0	0- 2	HOME	0- 0	0- 0	0- 1				
3- 7	0- 2	0- 1	AWAY	0- 1	0- 2	3- 1				
1- 0	0- 0	0- 0	NEUTRAL	0- 0	0- 0	1- 0				
8- 4	0- 0	0- 0	CONFERENCE	0- 0	1- 0	7- 4				
3- 2	0- 0	0- 0	HOME	0- 0	0- 0	3- 2				
5- 2	0- 0	0- 0	AWAY	0- 0	1- 0	4- 2				
0- 0	0- 0	0- 0	NEUTRAL	0- 0	0- 0	0- 0				

RPI 1-25				RPI 26-50				RPI 51-100				RPI 101+ Team's RPI: 175			
RPI	S	Opponent	Score	RPI	S	Opponent	Score	RPI	S	Opponent	Score	RPI	S	Opponent	Score
23	A	Kentucky	49 79	31	H	Western Ky.	84 88	84	A	Fordham	37 68	122	A	UAB	69 76
25	A	Florida St.	59 88	48	H	Troy	65 74					130	A	Florida	48 84
				50	A	UT Martin	75 80					132	A	UNC Greensboro	56 42
												163	A	North Ala.	79 63
												195	A	Chattanooga	58 64
												195	H	Chattanooga	60 46
												211	H	Tennessee Tech	57 72
												212	A	Furman	69 77
												212	H	Furman	59 72
												216	A	Kennesaw St.	55 60
												227	A	Murray St.	84 56
												275	A	Wofford	74 58
												275	H	Wofford	63 69
												290	A	ETSU	76 60
												290	H	ETSU	68 34
												318	N	Hofstra	65 45
												327	A	Mercer	60 54
												327	H	Mercer	72 64
												333	A	Alabama St.	83 48
												338	A	Western Caro.	62 50
LAST 10 Division I															
195	A	Chattanooga	58 64	132	A	UNC Greensboro	56 42								
290	A	ETSU	76 60	338	A	Western Caro.	62 50								
327	A	Mercer	60 54	290	H	ETSU	68 34								
275	H	Wofford	63 69	195	H	Chattanooga	60 46								
212	H	Furman	59 72	327	H	Mercer	72 64								

Non-Div I Games: Montevallo 81 60

Samford

■ Loss,
 ■ Non-Conf,
 ■ S Site,
 ■ Home
 ■ A Away
 N Neutral

Average RPI Win:	198	WON-LOST	WINNING	LAST 10	STRENGTH OF	OPP. STRENGTH	TEAM	ADJ.	CONF.	ADJ CONF.
Average RPI Loss:	128	RECORD	PCT. RANK	GAMES	SCHEDULE	OF SCHEDULE	RPI	RPI	RPI	RPI
DIV. I ONLY	16- 10	95	8-2	142	139	116	116	11	11	
DIV. I NON-CONF.	5- 5	164	0	232	303	239	239	12	12	
TOTALS	RPI 1-25	RPI 26-50	W-L RECORDS	RPI 51-100	RPI 101-150	RPI 150+				
16- 10	0- 2	0- 0	OVERALL	1- 1	4- 3	11- 4				
9- 5	0- 1	0- 0	HOME	1- 0	2- 3	6- 1				
7- 5	0- 1	0- 0	AWAY	0- 1	2- 0	5- 3				
0- 0	0- 0	0- 0	NEUTRAL	0- 0	0- 0	0- 0				
5- 5	0- 0	0- 0	NON-CONFERENCE	0- 0	0- 3	5- 2				
3- 4	0- 0	0- 0	HOME	0- 0	0- 3	3- 1				
2- 1	0- 0	0- 0	AWAY	0- 0	0- 0	2- 1				
0- 0	0- 0	0- 0	NEUTRAL	0- 0	0- 0	0- 0				
11- 5	0- 2	0- 0	CONFERENCE	1- 1	4- 0	6- 2				
6- 1	0- 1	0- 0	HOME	1- 0	2- 0	3- 0				
5- 4	0- 1	0- 0	AWAY	0- 1	2- 0	3- 2				
0- 0	0- 0	0- 0	NEUTRAL	0- 0	0- 0	0- 0				

RPI	S	Opponent	Score	RPI	S	Opponent	Score	RPI	S	Opponent	Score	RPI	S	Opponent	Score	Team's RPI: 116
12	A	Gonzaga	46 57					80	A	BYU	36 52	115	A	Pacific	66 64	
12	H	Gonzaga	42 57					80	H	BYU	51 45	115	H	Pacific	66 61	
												123	H	Washington	47 65	
												124	H	Idaho	32 65	
												137	H	Texas Tech	60 64	
												138	A	Portland	62 58	
												138	H	Portland	74 55	
												161	A	San Jose St.	82 88	
												166	A	Saint Mary's (CA)	72 54	
												166	H	Saint Mary's (CA)	73 59	
												176	H	Towson	81 67	
												194	A	Pepperdine	57 73	
												204	A	Santa Clara	66 78	
												204	H	Santa Clara	50 47	
												229	H	Cal St. Fullerton	67 72	
												231	A	San Francisco	61 58	
												231	H	San Francisco	54 50	
												247	A	San Diego St.	70 47	
												283	H	CSUN	59 40	
												291	A	Air Force	70 59	
												292	A	LMU (CA)	67 59	
												300	H	Monmouth	57 49	
LAST 10 Division I																
204	A	Santa Clara	66 78	138	A	Portland	62 58									
231	A	San Francisco	61 58	12	A	Gonzaga	46 57									
166	H	Saint Mary's (CA)	73 59	231	H	San Francisco	54 50									
115	H	Pacific	66 61	204	H	Santa Clara	50 47									
80	H	BYU	51 45	115	A	Pacific	66 64									

Non-Div I Games: Biola 81 28

San Diego

Average RPI Win:	238	WON-LOST	WINNING	LAST 10	STRENGTH OF	OPP. STRENGTH	TEAM	ADJ.	CONF.	ADJ CONF.
Average RPI Loss:	184	RECORD	PCT. RANK	GAMES	SCHEDULE	OF SCHEDULE	RPI	RPI	RPI	RPI
DIV. I ONLY	11- 16	229	4-6	194	257	247	247	17	17	
DIV. I NON-CONF.	4- 7	225	0	247	328	283	283	20	20	
TOTALS	RPI 1-25	RPI 26-50	W-L RECORDS	RPI 51-100	RPI 101-150	RPI 150+				
11- 16	0- 0	0- 0	OVERALL	0- 2	0- 4	11- 10				
7- 8	0- 0	0- 0	HOME	0- 1	0- 3	7- 4				
4- 8	0- 0	0- 0	AWAY	0- 1	0- 1	4- 6				
0- 0	0- 0	0- 0	NEUTRAL	0- 0	0- 0	0- 0				
4- 7	0- 0	0- 0	NON-CONFERENCE	0- 0	0- 2	4- 5				
2- 5	0- 0	0- 0	HOME	0- 0	0- 2	2- 3				
2- 2	0- 0	0- 0	AWAY	0- 0	0- 0	2- 2				
0- 0	0- 0	0- 0	NEUTRAL	0- 0	0- 0	0- 0				
7- 9	0- 0	0- 0	CONFERENCE	0- 2	0- 2	7- 5				
5- 3	0- 0	0- 0	HOME	0- 1	0- 1	5- 1				
2- 6	0- 0	0- 0	AWAY	0- 1	0- 1	2- 4				
0- 0	0- 0	0- 0	NEUTRAL	0- 0	0- 0	0- 0				

RPI S	Opponent	Score	RPI S	Opponent	Score	RPI S	Opponent	Score	RPI S	Opponent	Score	Team's RPI: 247
						73	A Fresno St.	54 79	101	A Boise St.	72 86	
						73	H Fresno St.	60 65	101	H Boise St.	67 69	
									116	H San Diego	47 70	
									136	H California	48 74	
									161	A San Jose St.	67 84	
									176	H Towson	80 72	
									197	A Hawaii	58 61	
									199	A Wyoming	67 81	
									199	H Wyoming	67 60	
									209	A UNLV	67 72	
									209	H UNLV	48 39	
									215	A New Mexico	67 58	
									215	H New Mexico	75 74	
									229	H Cal St. Fullerton	55 45	
									234	A Nevada	69 70	
									254	H Alabama A&M	53 61	
									256	A UC Santa Barbara	52 64	
									258	A Incarnate Word	57 48	
									261	H Colorado St.	59 49	
									262	H Arkansas St.	62 71	
									282	A Utah St.	59 51	
									282	H Utah St.	66 62	
									283	H CSUN	69 74	
									291	H Air Force	49 51	
									295	A California Baptist	80 68	
LAST 10 Division I												
			209	A UNLV	67 72		215	H New Mexico	75 74			
			101	H Boise St.	67 69		209	H UNLV	48 39			
			215	A New Mexico	67 58		199	A Wyoming	67 81			
			291	H Air Force	49 51		234	A Nevada	69 70			
			282	A Utah St.	59 51		73	H Fresno St.	60 65			

Non-Div I Games: Westcliff 77 56

San Diego St.

■ Loss,
 ■ Non-Conf,
 ■ S Site,
 ■ Home
 ■ Away
 N Neutral

San Francisco

Through Games Of Feb. 23, 2020

Average RPI Win:	236	WON-LOST	WINNING	LAST 10	STRENGTH OF	OPP. STRENGTH	TEAM	ADJ.	CONF.	ADJ CONF.
Average RPI Loss:	123	RECORD	PCT. RANK	GAMES	SCHEDULE	OF SCHEDULE	RPI	RPI	RPI	RPI
DIV. I ONLY	10- 18	260	3-7	136	127	231	231	11	11	
DIV. I NON-CONF.	7- 5	131	0	162	220	143	143	12	12	
TOTALS	RPI 1-25	RPI 26-50	W-L RECORDS	RPI 51-100	RPI 101-150	RPI 150+				
10- 18	0- 4	0- 0	OVERALL	1- 1	0- 7	9- 6				
5- 9	0- 2	0- 0	HOME	1- 0	0- 4	4- 3				
2- 8	0- 1	0- 0	AWAY	0- 1	0- 3	2- 3				
3- 1	0- 1	0- 0	NEUTRAL	0- 0	0- 0	3- 0				
7- 5	0- 2	0- 0	NON-CONFERENCE	0- 0	0- 2	7- 1				
3- 2	0- 1	0- 0	HOME	0- 0	0- 1	3- 0				
1- 2	0- 0	0- 0	AWAY	0- 0	0- 1	1- 1				
3- 1	0- 1	0- 0	NEUTRAL	0- 0	0- 0	3- 0				
3- 13	0- 2	0- 0	CONFERENCE	1- 1	0- 5	2- 5				
2- 7	0- 1	0- 0	HOME	1- 0	0- 3	1- 3				
1- 6	0- 1	0- 0	AWAY	0- 1	0- 2	1- 2				
0- 0	0- 0	0- 0	NEUTRAL	0- 0	0- 0	0- 0				

RPI 1-25				RPI 26-50				RPI 51-100				RPI 101+ Team's RPI: 231			
RPI	S	Opponent	Score	RPI	S	Opponent	Score	RPI	S	Opponent	Score	RPI	S	Opponent	Score
7	H	Stanford	71 97					80	A	BYU	44 57	115	H	Pacific	61 84
12	A	Gonzaga	38 56					80	H	BYU	60 58	116	A	San Diego	50 54
12	H	Gonzaga	46 69									116	H	San Diego	58 61
15	N	Mississippi St.	38 73									123	A	Washington	54 73
												124	H	Idaho	60 66
												138	A	Portland	49 69
												138	H	Portland	66 73
												159	A	UC Davis	67 79
												166	H	Saint Mary's (CA)	79 86
												190	N	Houston	80 57
												194	A	Pepperdine	70 82
												194	H	Pepperdine	64 70
												204	A	Santa Clara	72 66
												204	H	Santa Clara	72 80
												224	A	Northern Colo.	90 83
												229	H	Cal St. Fullerton	71 63
												263	N	Bowling Green	64 56
												283	H	CSUN	79 61
												289	N	UC Irvine	68 61
												292	A	LMU (CA)	69 76
												292	H	LMU (CA)	70 68
												307	H	Sacramento St.	87 82
LAST 10 Division I															
				80	H	BYU	60 58					194	H	Pepperdine	64 70
				116	H	San Diego	58 61					204	A	Santa Clara	72 66
				138	A	Portland	49 69					116	A	San Diego	50 54
				12	A	Gonzaga	38 56					80	A	BYU	44 57
				292	H	LMU (CA)	70 68					12	H	Gonzaga	46 69

Non-Div I Games:

San Francisco

■ Loss,
■ Non-Conf,
■ S Site,
■ Home
■ Away
N Neutral

Average RPI Win:	229	WON-LOST	WINNING	LAST 10	STRENGTH OF	OPP. STRENGTH	TEAM	ADJ.	CONF.	ADJ CONF.
Average RPI Loss:	176	RECORD	PCT. RANK	GAMES	SCHEDULE	OF SCHEDULE	RPI	RPI	RPI	RPI
DIV. I ONLY	15- 11	132	5-5	221	220	161	161	17	17	
DIV. I NON-CONF.	5- 5	164	0	282	246	223	223	20	20	
TOTALS	RPI 1-25	RPI 26-50	W-L RECORDS	RPI 51-100	RPI 101-150	RPI 150+				
15- 11	0- 0	0- 0	OVERALL	0- 3	3- 1	12- 7				
9- 3	0- 0	0- 0	HOME	0- 1	3- 0	6- 2				
6- 6	0- 0	0- 0	AWAY	0- 1	0- 1	6- 4				
0- 2	0- 0	0- 0	NEUTRAL	0- 1	0- 0	0- 1				
5- 5	0- 0	0- 0	NON-CONFERENCE	0- 1	2- 0	3- 4				
4- 0	0- 0	0- 0	HOME	0- 0	2- 0	2- 0				
1- 3	0- 0	0- 0	AWAY	0- 0	0- 0	1- 3				
0- 2	0- 0	0- 0	NEUTRAL	0- 1	0- 0	0- 1				
10- 6	0- 0	0- 0	CONFERENCE	0- 2	1- 1	9- 3				
5- 3	0- 0	0- 0	HOME	0- 1	1- 0	4- 2				
5- 3	0- 0	0- 0	AWAY	0- 1	0- 1	5- 1				
0- 0	0- 0	0- 0	NEUTRAL	0- 0	0- 0	0- 0				

RPI S	Opponent	Score	RPI S	Opponent	Score	RPI S	Opponent	Score	RPI S	Opponent	Score	Team's RPI: 161
						73 A	Fresno St.	76 78	101 A	Boise St.	67 85	
						73 H	Fresno St.	76 85	101 H	Boise St.	74 61	
						80 N	BYU	56 75	116 H	San Diego	88 82	
									143 H	Buffalo	95 88	
									162 N	Northern Ariz.	64 67	
									199 A	Wyoming	45 80	
									204 A	Santa Clara	81 89	
									209 H	UNLV	62 60	
									215 A	New Mexico	81 80	
									215 H	New Mexico	89 85	
									233 A	CSU Bakersfield	71 75	
									234 A	Nevada	72 70	
									234 H	Nevada	76 80	
									247 H	San Diego St.	84 67	
									256 A	UC Santa Barbara	73 70	
									261 A	Colorado St.	58 53	
									261 H	Colorado St.	69 64	
									282 A	Utah St.	76 61	
									289 A	UC Irvine	77 79	
									291 A	Air Force	68 60	
									291 H	Air Force	66 67	
									299 H	Eastern Wash.	84 66	
									307 H	Sacramento St.	73 67	
LAST 10 Division I												
			261 H	Colorado St.	69 64		199 A	Wyoming	45 80			
			101 A	Boise St.	67 85		101 H	Boise St.	74 61			
			291 H	Air Force	66 67		291 A	Air Force	68 60			
			73 A	Fresno St.	76 78		215 H	New Mexico	89 85			
			234 H	Nevada	76 80		209 H	UNLV	62 60			

Non-Div I Games: La Verne 128 62

San Jose St.

Santa Clara

Through Games Of Feb. 23, 2020

Average RPI Win:	177	WON-LOST	WINNING	LAST 10	STRENGTH OF	OPP. STRENGTH	TEAM	ADJ.	CONF.	ADJ CONF.
Average RPI Loss:	135	RECORD	PCT. RANK	GAMES	SCHEDULE	OF SCHEDULE	RPI	RPI	RPI	RPI
DIV. I ONLY	9- 17	267	2-8	84	125	204	204	11	11	
DIV. I NON-CONF.	5- 5	164	0	62	185	99	99	12	12	
TOTALS	RPI 1-25	RPI 26-50	W-L RECORDS	RPI 51-100	RPI 101-150	RPI 150+				
9- 17	0- 4	0- 0	OVERALL	1- 2	2- 4	6- 7				
5- 7	0- 1	0- 0	HOME	1- 1	2- 1	2- 4				
3- 9	0- 3	0- 0	AWAY	0- 1	0- 3	3- 2				
1- 1	0- 0	0- 0	NEUTRAL	0- 0	0- 0	1- 1				
5- 5	0- 2	0- 0	NON-CONFERENCE	1- 0	0- 1	4- 2				
2- 1	0- 0	0- 0	HOME	1- 0	0- 0	1- 1				
2- 3	0- 2	0- 0	AWAY	0- 0	0- 1	2- 0				
1- 1	0- 0	0- 0	NEUTRAL	0- 0	0- 0	1- 1				
4- 12	0- 2	0- 0	CONFERENCE	0- 2	2- 3	2- 5				
3- 6	0- 1	0- 0	HOME	0- 1	2- 1	1- 3				
1- 6	0- 1	0- 0	AWAY	0- 1	0- 2	1- 2				
0- 0	0- 0	0- 0	NEUTRAL	0- 0	0- 0	0- 0				

RPI 1-25				RPI 26-50				RPI 51-100				RPI 101+ Team's RPI: 204			
RPI	S	Opponent	Score	RPI	S	Opponent	Score	RPI	S	Opponent	Score	RPI	S	Opponent	Score
10	A	Missouri St.	64 71					73	H	Fresno St.	90 66	115	H	Pacific	75 65
12	A	Gonzaga	46 53					80	A	BYU	48 71	116	A	San Diego	47 50
12	H	Gonzaga	52 67					80	H	BYU	51 60	116	H	San Diego	78 66
24	A	Arizona	52 65									136	A	California	65 69
												138	A	Portland	62 84
												138	H	Portland	77 80
												159	A	UC Davis	62 61
												161	H	San Jose St.	89 81
												165	N	Montana	68 58
												166	H	Saint Mary's (CA)	87 95
												180	N	Delaware	80 81
												194	A	Pepperdine	71 79
												194	H	Pepperdine	61 79
												231	A	San Francisco	80 72
												231	H	San Francisco	66 72
												283	A	CSUN	76 55
												288	H	Long Beach St.	46 54
												292	A	LMU (CA)	59 75
												292	H	LMU (CA)	76 60
LAST 10 Division I															
116	H	San Diego	78 66	292	H	LMU (CA)	76 60								
80	H	BYU	51 60	231	H	San Francisco	66 72								
12	A	Gonzaga	46 53	80	A	BYU	48 71								
138	A	Portland	62 84	116	A	San Diego	47 50								
194	H	Pepperdine	61 79	138	H	Portland	77 80								

Non-Div I Games: UC Santa Cruz 109 51

Santa Clara

Loss, Non-Conf, S Site, H Home A Away N Neutral

Average RPI Win:	302	WON-LOST	WINNING	LAST 10	STRENGTH OF	OPP. STRENGTH	TEAM	ADJ.	CONF.	ADJ CONF.
Average RPI Loss:	215	RECORD	PCT. RANK	GAMES	SCHEDULE	OF SCHEDULE	RPI	RPI	RPI	RPI
DIV. I ONLY	9- 14	245	5-5	315	346	303	303	31	31	
DIV. I NON-CONF.	3- 7	252	0	238	319	289	289	32	32	
TOTALS	RPI 1-25	RPI 26-50	W-L RECORDS	RPI 51-100	RPI 101-150	RPI 150+				
9- 14	0- 0	0- 0	OVERALL	0- 1	0- 2	9- 11				
7- 4	0- 0	0- 0	HOME	0- 1	0- 1	7- 2				
2- 10	0- 0	0- 0	AWAY	0- 0	0- 1	2- 9				
0- 0	0- 0	0- 0	NEUTRAL	0- 0	0- 0	0- 0				
3- 7	0- 0	0- 0	NON-CONFERENCE	0- 1	0- 2	3- 4				
2- 2	0- 0	0- 0	HOME	0- 1	0- 1	2- 0				
1- 5	0- 0	0- 0	AWAY	0- 0	0- 1	1- 4				
0- 0	0- 0	0- 0	NEUTRAL	0- 0	0- 0	0- 0				
6- 7	0- 0	0- 0	CONFERENCE	0- 0	0- 0	6- 7				
5- 2	0- 0	0- 0	HOME	0- 0	0- 0	5- 2				
1- 5	0- 0	0- 0	AWAY	0- 0	0- 0	1- 5				
0- 0	0- 0	0- 0	NEUTRAL	0- 0	0- 0	0- 0				

RPI 1-25				RPI 26-50				RPI 51-100				RPI 101+ Team's RPI: 303					
RPI	S	Opponent	Score	RPI	S	Opponent	Score	RPI	S	Opponent	Score	RPI	S	Opponent	Score		
								81	H	Montana St.	65	73	123	A	Washington	46	78
													124	H	Idaho	84	90
													162	A	Northern Ariz.	80	88
													171	A	Idaho St.	48	73
													210	H	UMKC	65	76
													226	A	Grand Canyon	60	63
													226	H	Grand Canyon	48	56
													229	A	Cal St. Fullerton	63	81
													233	A	CSU Bakersfield	43	55
													233	H	CSU Bakersfield	63	57
													282	A	Utah St.	63	70
													288	H	Long Beach St.	66	54
													295	A	California Baptist	83	49
													302	A	Utah Valley	58	70
													302	H	Utah Valley	82	80
													307	H	Sacramento St.	88	84
													313	A	Cal Poly	72	49
													315	A	UTRGV	81	85
													315	H	UTRGV	78	70
													319	A	New Mexico St.	65	83
													319	H	New Mexico St.	67	57
													348	H	Chicago St.	80	51
LAST 10 Division I																	
233	A	CSU Bakersfield	43	55	295	A	California Baptist	83	49								
226	A	Grand Canyon	60	63	233	H	CSU Bakersfield	63	57								
315	H	UTRGV	78	70	226	H	Grand Canyon	48	56								
319	H	New Mexico St.	67	57	319	A	New Mexico St.	65	83								
302	H	Utah Valley	82	80	315	A	UTRGV	81	85								

Non-Div I Games: Warner Pacific 89 47 Saint Martin's 91 81 Central Wash. 75 65

Seattle U

Average RPI Win:	169	WON-LOST	WINNING	LAST 10	STRENGTH OF	OPP. STRENGTH	TEAM	ADJ.	CONF.	ADJ CONF.
Average RPI Loss:	49	RECORD	PCT. RANK	GAMES	SCHEDULE	OF SCHEDULE	RPI	RPI	RPI	RPI
DIV. I ONLY	16- 11	117	6-4	56	74	76	76	6	6	
DIV. I NON-CONF.	7- 4	100	0	63	120	89	89	6	6	
TOTALS	RPI 1-25	RPI 26-50	W-L RECORDS	RPI 51-100	RPI 101-150	RPI 150+				
16- 11	0- 4	2- 2	OVERALL	2- 4	2- 1	10- 0				
8- 5	0- 3	2- 0	HOME	0- 2	1- 0	5- 0				
6- 5	0- 1	0- 2	AWAY	2- 1	0- 1	4- 0				
2- 1	0- 0	0- 0	NEUTRAL	0- 1	1- 0	1- 0				
7- 4	0- 2	0- 0	NON-CONFERENCE	0- 1	2- 1	5- 0				
4- 2	0- 2	0- 0	HOME	0- 0	1- 0	3- 0				
1- 1	0- 0	0- 0	AWAY	0- 0	0- 1	1- 0				
2- 1	0- 0	0- 0	NEUTRAL	0- 1	1- 0	1- 0				
9- 7	0- 2	2- 2	CONFERENCE	2- 3	0- 0	5- 0				
4- 3	0- 1	2- 0	HOME	0- 2	0- 0	2- 0				
5- 4	0- 1	0- 2	AWAY	2- 1	0- 0	3- 0				
0- 0	0- 0	0- 0	NEUTRAL	0- 0	0- 0	0- 0				

RPI 1-25				RPI 26-50				RPI 51-100 Team's RPI: 76				RPI 101+			
RPI	S	Opponent	Score	RPI	S	Opponent	Score	RPI	S	Opponent	Score	RPI	S	Opponent	Score
6	H	UConn	78 92	37	A	Marquette	60 81	63	A	St. John's (NY)	76 77	102	H	VCU	53 33
14	H	Princeton	76 78	37	H	Marquette	72 60	63	H	St. John's (NY)	66 82	120	N	Vanderbilt	69 65
22	A	DePaul	68 85	42	A	Creighton	66 78	66	N	Georgia Tech	54 79	133	A	Lehigh	68 75
22	H	DePaul	76 86	42	H	Creighton	82 70	72	A	Villanova	65 63	169	A	Providence	71 45
								72	H	Villanova	55 61	169	H	Providence	97 55
								88	A	Butler	67 62	172	H	Lafayette	74 50
												222	A	Iona	89 37
												225	N	Saint Joseph's	55 39
												239	H	Fairfield	74 44
												240	A	Georgetown	61 47
												240	H	Georgetown	79 60
												252	A	Xavier	83 61
												308	H	Sacred Heart	95 69
LAST 10 Division I															
63	A	St. John's (NY)	76 77	72	A	Villanova	65 63								
42	A	Creighton	66 78	240	A	Georgetown	61 47								
169	A	Providence	71 45	63	H	St. John's (NY)	66 82								
22	H	DePaul	76 86	169	H	Providence	97 55								
37	H	Marquette	72 60	42	H	Creighton	82 70								

Non-Div I Games:

Seton Hall

■ Loss,
■ Non-Conf,
■ S Site,
■ H Home
■ A Away
N Neutral

Average RPI Win: 290	WON-LOST	WINNING	LAST 10	STRENGTH OF	OPP. STRENGTH	TEAM	ADJ.	CONF.	ADJ CONF.
Average RPI Loss: 173	RECORD	PCT. RANK	GAMES	SCHEDULE	OF SCHEDULE	RPI	RPI	RPI	RPI
DIV. I ONLY	9- 16	254	6-4	219	327	279	279	24	24
DIV. I NON-CONF.	2- 7	288	0	112	343	278	278	25	25
TOTALS	RPI 1-25	RPI 26-50	W-L RECORDS	RPI 51-100	RPI 101-150	RPI 150+			
9- 16	0- 0	0- 0	OVERALL	0- 6	0- 1	9- 9			
6- 6	0- 0	0- 0	HOME	0- 2	0- 0	6- 4			
3- 10	0- 0	0- 0	AWAY	0- 4	0- 1	3- 5			
0- 0	0- 0	0- 0	NEUTRAL	0- 0	0- 0	0- 0			
2- 7	0- 0	0- 0	NON-CONFERENCE	0- 3	0- 1	2- 3			
2- 1	0- 0	0- 0	HOME	0- 0	0- 0	2- 1			
0- 6	0- 0	0- 0	AWAY	0- 3	0- 1	0- 2			
0- 0	0- 0	0- 0	NEUTRAL	0- 0	0- 0	0- 0			
7- 9	0- 0	0- 0	CONFERENCE	0- 3	0- 0	7- 6			
4- 5	0- 0	0- 0	HOME	0- 2	0- 0	4- 3			
3- 4	0- 0	0- 0	AWAY	0- 1	0- 0	3- 3			
0- 0	0- 0	0- 0	NEUTRAL	0- 0	0- 0	0- 0			

RPI S	Opponent	Score	RPI S	Opponent	Score	RPI S	Opponent	Score	RPI S	Opponent	Score	Team's RPI: 279
						54	A Penn	44 92	148	A Massachusetts	55 61	
						62	H Marist	55 78	167	H Binghamton	62 89	
						89	A Colgate	51 88	189	A Quinnipiac	68 60	
						90	A Rider	66 70	189	H Quinnipiac	52 66	
						90	H Rider	38 69	201	A Fla. Atlantic	39 83	
						97	A Harvard	51 68	207	A Manhattan	59 49	
									207	H Manhattan	50 80	
									222	A Iona	47 58	
									239	H Fairfield	35 65	
									277	A Niagara	61 68	
									277	H Niagara	59 54	
									300	H Monmouth	51 39	
									308	H Sacred Heart	68 57	
									317	A Fairleigh Dickinson	58 67	
									322	H Albany (NY)	52 46	
									323	A Saint Peter's	83 87	
									323	H Saint Peter's	71 64	
									340	A Canisius	68 63	
									340	H Canisius	72 43	
LAST 10 Division I												
			323	H Saint Peter's	71 64		207	A Manhattan	59 49			
			222	A Iona	47 58		340	H Canisius	72 43			
			62	H Marist	55 78		277	H Niagara	59 54			
			90	H Rider	38 69		300	H Monmouth	51 39			
			189	A Quinnipiac	68 60		90	A Rider	66 70			

Non-Div I Games:

Siena

■ Loss,
 ■ Non-Conf,
 ■ S Site,
 ■ H Home
 ■ A Away
 N Neutral

South Alabama

Through Games Of Feb. 23, 2020

Average RPI Win: 260	WON-LOST	WINNING	LAST 10	STRENGTH OF	OPP. STRENGTH	TEAM	ADJ.	CONF.	ADJ CONF.
Average RPI Loss: 141	RECORD	PCT. RANK	GAMES	SCHEDULE	OF SCHEDULE	RPI	RPI	RPI	RPI
DIV. I ONLY	11- 14	210	5-5	243	205	248	248	21	21
DIV. I NON-CONF.	3- 7	252	0	241	63	288	288	21	21
TOTALS	RPI 1-25	RPI 26-50	W-L RECORDS	RPI 51-100	RPI 101-150	RPI 150+			
11- 14	0- 0	0- 2	OVERALL	1- 3	0- 3	10- 6			
7- 7	0- 0	0- 1	HOME	1- 2	0- 2	6- 2			
4- 7	0- 0	0- 1	AWAY	0- 1	0- 1	4- 4			
0- 0	0- 0	0- 0	NEUTRAL	0- 0	0- 0	0- 0			
3- 7	0- 0	0- 1	NON-CONFERENCE	1- 1	0- 2	2- 3			
2- 4	0- 0	0- 1	HOME	1- 1	0- 1	1- 1			
1- 3	0- 0	0- 0	AWAY	0- 0	0- 1	1- 2			
0- 0	0- 0	0- 0	NEUTRAL	0- 0	0- 0	0- 0			
8- 7	0- 0	0- 1	CONFERENCE	0- 2	0- 1	8- 3			
5- 3	0- 0	0- 0	HOME	0- 1	0- 1	5- 1			
3- 4	0- 0	0- 1	AWAY	0- 1	0- 0	3- 2			
0- 0	0- 0	0- 0	NEUTRAL	0- 0	0- 0	0- 0			

RPI S	Opponent	Score	RPI S	Opponent	Score	RPI S	Opponent	Score	RPI S	Opponent	Score	Team's RPI: 248
44	H Rutgers	56 77	65	H Alabama	62 74	105	H UT Arlington	45 68				
48	A Troy	68 85	78	A Coastal Caro.	73 76	109	H Auburn	62 82				
			78	H Coastal Caro.	62 71	122	A UAB	61 77				
			96	H A&M-Corpus Christi	83 82	156	A Tulane	62 53				
						196	H Little Rock	58 69				
						198	H Miami (OH)	73 76				
						203	A Southern Miss.	55 62				
						206	A Louisiana	68 73				
						206	H Louisiana	78 63				
						238	A Appalachian St.	59 71				
						238	H Appalachian St.	81 66				
						255	H Texas St.	78 76				
						262	H Arkansas St.	87 71				
						290	A ETSU	60 65				
						298	A Ga. Southern	71 65				
						312	A Georgia St.	81 64				
						334	H Tennessee St.	70 48				
						350	A La.-Monroe	73 39				
						350	H La.-Monroe	72 63				
LAST 10 Division I												
196	H Little Rock	58 69	206	H Louisiana	78 63							
262	H Arkansas St.	87 71	48	A Troy	68 85							
78	A Coastal Caro.	73 76	255	H Texas St.	78 76							
238	A Appalachian St.	59 71	105	H UT Arlington	45 68							
350	A La.-Monroe	73 39	298	A Ga. Southern	71 65							

Non-Div I Games: William Carey 68 52 Mobile 103 59

South Alabama

Loss, Non-Conf, S Site, H Home A Away N Neutral

South Carolina

Through Games Of Feb. 23, 2020

Average RPI Win:	97	WON-LOST	WINNING	LAST 10	STRENGTH OF	OPP. STRENGTH	TEAM	ADJ.	CONF.	ADJ CONF.
Average RPI Loss:	19	RECORD	PCT. RANK	GAMES	SCHEDULE	OF SCHEDULE	RPI	RPI	RPI	RPI
DIV. I ONLY	27- 1	1	10-0	12	4	1	1	4	4	
DIV. I NON-CONF.	13- 1	9	1-0	26	5	3	3	5	5	
TOTALS	RPI 1-25	RPI 26-50		W-L RECORDS		RPI 51-100	RPI 101-150	RPI 150+		
27- 1	6- 1	6- 0		OVERALL		5- 0	5- 0	5- 0		
14- 0	3- 0	5- 0		HOME		1- 0	2- 0	3- 0		
11- 0	2- 0	1- 0		AWAY		4- 0	2- 0	2- 0		
2- 1	1- 1	0- 0		NEUTRAL		0- 0	1- 0	0- 0		
13- 1	3- 1	3- 0		NON-CONFERENCE		2- 0	1- 0	4- 0		
7- 0	1- 0	3- 0		HOME		0- 0	0- 0	3- 0		
4- 0	1- 0	0- 0		AWAY		2- 0	0- 0	1- 0		
2- 1	1- 1	0- 0		NEUTRAL		0- 0	1- 0	0- 0		
14- 0	3- 0	3- 0		CONFERENCE		3- 0	4- 0	1- 0		
7- 0	2- 0	2- 0		HOME		1- 0	2- 0	0- 0		
7- 0	1- 0	1- 0		AWAY		2- 0	2- 0	1- 0		
0- 0	0- 0	0- 0		NEUTRAL		0- 0	0- 0	0- 0		

RPI	S	Opponent	Score	RPI	S	Opponent	Score	RPI	S	Opponent	Score	RPI	S	Opponent	Score
3	A	Maryland	63 54	29	H	Duke	89 46	53	A	Dayton	75 49	106	N	Washington St.	68 53
4	N	Baylor	74 59	33	H	South Dakota	73 60	55	H	Tennessee	69 48	109	H	Auburn	79 53
6	H	UConn	70 52	34	H	LSU	63 48	65	A	Alabama	93 78	120	A	Vanderbilt	93 57
15	H	Mississippi St.	81 79	35	A	Arkansas	86 65	71	A	Georgia	88 53	120	H	Vanderbilt	95 44
19	N	Indiana	57 71	35	H	Arkansas	91 82	91	A	Temple	78 71	145	A	Missouri	78 45
23	A	Kentucky	67 58	41	H	Purdue	85 49					223	A	Clemson	84 48
23	H	Kentucky	99 72									238	H	Appalachian St.	92 50
												286	A	Ole Miss	87 32
												328	H	USC Upstate	112 32
												333	H	Alabama St.	103 43
LAST 10 Division I															
23	A	Kentucky	67 58	35	A	Arkansas	86 65								
34	H	LSU	63 48	55	H	Tennessee	69 48								
120	H	Vanderbilt	95 44	286	A	Ole Miss	87 32								
109	H	Auburn	79 53	71	A	Georgia	88 53								
6	H	UConn	70 52	15	H	Mississippi St.	81 79								

Non-Div I Games:

South Carolina

Loss, Non-Conf, S Site, H Home A Away N Neutral

Average RPI Win:	334	WON-LOST	WINNING	LAST 10	STRENGTH OF	OPP. STRENGTH	TEAM	ADJ.	CONF.	ADJ CONF.
Average RPI Loss:	239	RECORD	PCT. RANK	GAMES	SCHEDULE	OF SCHEDULE	RPI	RPI	RPI	RPI
DIV. I ONLY	3- 23	336	1-9	341	347	346	346	29	29	
DIV. I NON-CONF.	1- 12	335	0	321	348	347	347	29	29	
TOTALS	RPI 1-25	RPI 26-50	W-L RECORDS	RPI 51-100	RPI 101-150	RPI 150+				
3- 23	0- 0	0- 0	OVERALL	0- 1	0- 2	3- 20				
1- 10	0- 0	0- 0	HOME	0- 0	0- 1	1- 9				
2- 12	0- 0	0- 0	AWAY	0- 1	0- 1	2- 10				
0- 1	0- 0	0- 0	NEUTRAL	0- 0	0- 0	0- 1				
1- 12	0- 0	0- 0	NON-CONFERENCE	0- 1	0- 0	1- 11				
0- 5	0- 0	0- 0	HOME	0- 0	0- 0	0- 5				
1- 6	0- 0	0- 0	AWAY	0- 1	0- 0	1- 5				
0- 1	0- 0	0- 0	NEUTRAL	0- 0	0- 0	0- 1				
2- 11	0- 0	0- 0	CONFERENCE	0- 0	0- 2	2- 9				
1- 5	0- 0	0- 0	HOME	0- 0	0- 1	1- 4				
1- 6	0- 0	0- 0	AWAY	0- 0	0- 1	1- 5				
0- 0	0- 0	0- 0	NEUTRAL	0- 0	0- 0	0- 0				

RPI S	Opponent	Score	RPI S	Opponent	Score	RPI S	Opponent	Score	RPI S	Opponent	Score	Team's RPI: 346
						78 A	Coastal Caro.	44 85	118 A	Bethune-Cookman	70 86	
									118 H	Bethune-Cookman	55 66	
									151 A	N.C. A&T	55 66	
									163 N	North Ala.	46 99	
									187 A	Norfolk St.	42 76	
									200 H	Radford	45 60	
									209 A	UNLV	57 66	
									232 H	North Dakota	53 95	
									241 A	Howard	47 78	
									246 A	Morgan St.	47 77	
									246 H	Morgan St.	47 60	
									249 A	UNC Asheville	51 82	
									260 H	Delaware St.	64 76	
									265 H	Col. of Charleston	55 76	
									273 A	UNCW	46 84	
									305 H	Presbyterian	49 70	
									312 A	Georgia St.	52 77	
									314 A	N.C. Central	49 90	
									326 H	UMES	60 55	
									327 H	Mercer	55 66	
									328 A	USC Upstate	47 58	
									331 A	Coppin St.	71 60	
									331 H	Coppin St.	42 61	
									341 H	Florida A&M	39 44	
									344 A	Charleston So.	81 75	
LAST 10 Division I												
			118 A	Bethune-Cookman	70 86		314 A	N.C. Central	49 90			
			246 H	Morgan St.	47 60		118 H	Bethune-Cookman	55 66			
			331 H	Coppin St.	42 61		187 A	Norfolk St.	42 76			
			260 H	Delaware St.	64 76		326 H	UMES	60 55			
			151 A	N.C. A&T	55 66		341 H	Florida A&M	39 44			

Non-Div I Games:

South Carolina St.

■ Loss,
 ■ Non-Conf,
 ■ S Site,
 ■ Home
 ■ A Away
 N Neutral

South Dakota

Through Games Of Feb. 23, 2020

Average RPI Win:	192	WON-LOST	WINNING	LAST 10	STRENGTH OF	OPP. STRENGTH	TEAM	ADJ.	CONF.	ADJ CONF.
Average RPI Loss:	6	RECORD	PCT. RANK	GAMES	SCHEDULE	OF SCHEDULE	RPI	RPI	RPI	RPI
DIV. I ONLY	25- 2	5	10-0	196	98	33	33	19	19	
DIV. I NON-CONF.	10- 2	29	0	73	3	16	16	18	18	
TOTALS	RPI 1-25	RPI 26-50	W-L RECORDS	RPI 51-100	RPI 101-150	RPI 150+				
25- 2	1- 2	2- 0	OVERALL	2- 0	4- 0	16- 0				
12- 1	0- 1	2- 0	HOME	1- 0	1- 0	8- 0				
11- 1	0- 1	0- 0	AWAY	1- 0	3- 0	7- 0				
2- 0	1- 0	0- 0	NEUTRAL	0- 0	0- 0	1- 0				
10- 2	1- 2	2- 0	NON-CONFERENCE	0- 0	4- 0	3- 0				
5- 1	0- 1	2- 0	HOME	0- 0	1- 0	2- 0				
3- 1	0- 1	0- 0	AWAY	0- 0	3- 0	0- 0				
2- 0	1- 0	0- 0	NEUTRAL	0- 0	0- 0	1- 0				
15- 0	0- 0	0- 0	CONFERENCE	2- 0	0- 0	13- 0				
7- 0	0- 0	0- 0	HOME	1- 0	0- 0	6- 0				
8- 0	0- 0	0- 0	AWAY	1- 0	0- 0	7- 0				
0- 0	0- 0	0- 0	NEUTRAL	0- 0	0- 0	0- 0				

RPI 1-25				RPI 26-50				Team's RPI: 33				RPI 51-100				RPI 101+			
RPI	S	Opponent	Score	RPI	S	Opponent	Score	RPI	S	Opponent	Score	RPI	S	Opponent	Score	RPI	S	Opponent	Score
1	A	South Carolina	60 73	27	H	Drake	102 94	82	A	South Dakota St.	77 67	107	A	Utah	84 81				
10	H	Missouri St.	66 74	42	H	Creighton	72 65	82	H	South Dakota St.	83 48	127	A	Northeastern	80 76				
21	N	Ohio St.	68 53									129	A	Green Bay	66 60				
												145	H	Missouri	72 56				
												165	H	Montana	96 64				
												178	N	Northern Ill.	91 48				
												192	A	Western Ill.	96 65				
												192	H	Western Ill.	88 51				
												218	A	Oral Roberts	77 73				
												218	H	Oral Roberts	79 56				
												232	A	North Dakota	93 46				
												245	A	Denver	92 60				
												245	H	Denver	104 61				
												269	A	North Dakota St.	80 36				
												269	H	North Dakota St.	96 57				
												309	A	Omaha	71 39				
												309	H	Omaha	77 44				
												331	H	Coppin St.	82 44				
												335	A	Purdue Fort Wayne	62 41				
												335	H	Purdue Fort Wayne	79 25				
LAST 10 Division I																			
				82	A	South Dakota St.	77 67					245	A	Denver	92 60				
				269	H	North Dakota St.	96 57					309	A	Omaha	71 39				
				218	A	Oral Roberts	77 73					218	H	Oral Roberts	79 56				
				192	H	Western Ill.	88 51					335	H	Purdue Fort Wayne	79 25				
				232	A	North Dakota	93 46					82	H	South Dakota St.	83 48				

Non-Div I Games: Mt. Marty 110 39

South Dakota

Loss, Non-Conf, S Site, H Home A Away N Neutral

Average RPI Win:	221	WON-LOST	WINNING	LAST 10	STRENGTH OF	OPP. STRENGTH	TEAM	ADJ.	CONF.	ADJ CONF.
Average RPI Loss:	52	RECORD	PCT. RANK	GAMES	SCHEDULE	OF SCHEDULE	RPI	RPI	RPI	RPI
DIV. I ONLY	19- 9	70	7-3	97	141	82	82	19	19	
DIV. I NON-CONF.	7- 6	161	0	17	19	57	57	18	18	
TOTALS	RPI 1-25	RPI 26-50	W-L RECORDS	RPI 51-100	RPI 101-150	RPI 150+				
19- 9	0- 2	0- 6	OVERALL	2- 0	2- 0	15- 1				
10- 4	0- 1	0- 2	HOME	1- 0	0- 0	9- 1				
7- 4	0- 1	0- 3	AWAY	0- 0	1- 0	6- 0				
2- 1	0- 0	0- 1	NEUTRAL	1- 0	1- 0	0- 0				
7- 6	0- 2	0- 4	NON-CONFERENCE	2- 0	2- 0	3- 0				
4- 2	0- 1	0- 1	HOME	1- 0	0- 0	3- 0				
1- 3	0- 1	0- 2	AWAY	0- 0	1- 0	0- 0				
2- 1	0- 0	0- 1	NEUTRAL	1- 0	1- 0	0- 0				
12- 3	0- 0	0- 2	CONFERENCE	0- 0	0- 0	12- 1				
6- 2	0- 0	0- 1	HOME	0- 0	0- 0	6- 1				
6- 1	0- 0	0- 1	AWAY	0- 0	0- 0	6- 0				
0- 0	0- 0	0- 0	NEUTRAL	0- 0	0- 0	0- 0				

RPI 1-25				RPI 26-50				RPI 51-100 Team's RPI: 82				RPI 101+			
RPI	S	Opponent	Score	RPI	S	Opponent	Score	RPI	S	Opponent	Score	RPI	S	Opponent	Score
2	A	Oregon	56 95	27	A	Drake	67 74	69	N	South Fla.	61 50	114	N	Notre Dame	65 59
18	H	Central Mich.	74 79	32	N	FGCU	70 71	81	H	Montana St.	60 50	129	A	Green Bay	60 55
				33	A	South Dakota	48 83					192	A	Western Ill.	89 48
				33	H	South Dakota	67 77					192	H	Western Ill.	75 45
				37	H	Marquette	58 65					195	H	Chattanooga	71 56
				42	A	Creighton	48 61					199	H	Wyoming	67 40
												218	A	Oral Roberts	76 61
												218	H	Oral Roberts	58 44
												232	A	North Dakota	74 61
												232	H	North Dakota	99 64
												245	A	Denver	86 79
												245	H	Denver	62 72
												269	H	North Dakota St.	60 52
												309	A	Omaha	68 51
												309	H	Omaha	69 59
												331	H	Coppin St.	94 41
												335	A	Purdue Fort Wayne	100 69
												335	H	Purdue Fort Wayne	89 43
LAST 10 Division I															
				33	H	South Dakota	67 77	218	A	Oral Roberts	76 61				
				232	A	North Dakota	74 61	192	A	Western Ill.	89 48				
				335	H	Purdue Fort Wayne	89 43	269	H	North Dakota St.	60 52				
				245	H	Denver	62 72	33	A	South Dakota	48 83				
				309	H	Omaha	69 59	232	H	North Dakota	99 64				

Non-Div I Games: Dakota Wesleyan 77 46

South Dakota St.

Average RPI Win:	175	WON-LOST	WINNING	LAST 10	STRENGTH OF	OPP. STRENGTH	TEAM	ADJ.	CONF.	ADJ CONF.
Average RPI Loss:	64	RECORD	PCT. RANK	GAMES	SCHEDULE	OF SCHEDULE	RPI	RPI	RPI	RPI
DIV. I ONLY	16- 11	117	6-4	35	85	69	69	9	9	
DIV. I NON-CONF.	8- 6	138	0	38	162	102	102	10	10	
TOTALS	RPI 1-25	RPI 26-50	W-L RECORDS	RPI 51-100	RPI 101-150	RPI 150+				
16- 11	0- 3	0- 3	OVERALL	3- 3	2- 1	11- 1				
12- 2	0- 1	0- 1	HOME	3- 0	2- 0	7- 0				
4- 5	0- 1	0- 1	AWAY	0- 2	0- 0	4- 1				
0- 4	0- 1	0- 1	NEUTRAL	0- 1	0- 1	0- 0				
8- 6	0- 2	0- 1	NON-CONFERENCE	1- 1	2- 1	5- 1				
8- 0	0- 0	0- 0	HOME	1- 0	2- 0	5- 0				
0- 2	0- 1	0- 0	AWAY	0- 0	0- 0	0- 1				
0- 4	0- 1	0- 1	NEUTRAL	0- 1	0- 1	0- 0				
8- 5	0- 1	0- 2	CONFERENCE	2- 2	0- 0	6- 0				
4- 2	0- 1	0- 1	HOME	2- 0	0- 0	2- 0				
4- 3	0- 0	0- 1	AWAY	0- 2	0- 0	4- 0				
0- 0	0- 0	0- 0	NEUTRAL	0- 0	0- 0	0- 0				

RPI 1-25				RPI 26-50				RPI 51-100 Team's RPI: 69				RPI 101+			
RPI	S	Opponent	Score	RPI	S	Opponent	Score	RPI	S	Opponent	Score	RPI	S	Opponent	Score
4	A	Baylor	46 58	32	N	FGCU	77 81	52	H	Texas	64 57	102	H	VCU	77 55
6	H	UConn	47 67	39	A	UCF	48 56	77	A	Cincinnati	55 60	114	N	Notre Dame	51 67
15	N	Mississippi St.	61 86	39	H	UCF	57 64	77	H	Cincinnati	76 68	124	H	Idaho	67 64
								82	N	South Dakota St.	50 61	156	A	Tulane	53 43
								91	A	Temple	66 69	156	H	Tulane	63 56
								91	H	Temple	99 51	158	A	Wichita St.	56 50
												168	H	Jacksonville	70 39
												190	H	Houston	74 45
												191	A	Memphis	68 47
												209	A	UNLV	51 61
												220	H	Brown	70 60
												241	H	Howard	82 53
												272	A	Tulsa	68 52
												276	H	Saint Francis (PA)	62 23
												333	H	Alabama St.	80 29
LAST 10 Division I															
191	A	Memphis	68 47	77	A	Cincinnati	55 60								
39	A	UCF	48 56	190	H	Houston	74 45								
6	H	UConn	47 67	156	H	Tulane	63 56								
156	A	Tulane	53 43	158	A	Wichita St.	56 50								
91	H	Temple	99 51	39	H	UCF	57 64								

Non-Div I Games:

South Fla.

■ Loss,
 ■ Non-Conf, S Site,
 ■ Home
 ■ Away
 N Neutral

Average RPI Win:	246	WON-LOST	WINNING	LAST 10	STRENGTH OF	OPP. STRENGTH	TEAM	ADJ.	CONF.	ADJ CONF.
Average RPI Loss:	164	RECORD	PCT. RANK	GAMES	SCHEDULE	OF SCHEDULE	RPI	RPI	RPI	RPI
DIV. I ONLY	19- 6	41	9-1	323	248	119	119	20	20	
DIV. I NON-CONF.	6- 3	90	0	343	155	177	177	23	23	
TOTALS	RPI 1-25	RPI 26-50	W-L RECORDS	RPI 51-100	RPI 101-150	RPI 150+				
19- 6	0- 0	1- 0	OVERALL	1- 2	0- 0	17- 4				
9- 1	0- 0	1- 0	HOME	1- 1	0- 0	7- 0				
10- 5	0- 0	0- 0	AWAY	0- 1	0- 0	10- 4				
0- 0	0- 0	0- 0	NEUTRAL	0- 0	0- 0	0- 0				
6- 3	0- 0	0- 0	NON-CONFERENCE	1- 1	0- 0	5- 2				
2- 0	0- 0	0- 0	HOME	1- 0	0- 0	1- 0				
4- 3	0- 0	0- 0	AWAY	0- 1	0- 0	4- 2				
0- 0	0- 0	0- 0	NEUTRAL	0- 0	0- 0	0- 0				
13- 3	0- 0	1- 0	CONFERENCE	0- 1	0- 0	12- 2				
7- 1	0- 0	1- 0	HOME	0- 1	0- 0	6- 0				
6- 2	0- 0	0- 0	AWAY	0- 0	0- 0	6- 2				
0- 0	0- 0	0- 0	NEUTRAL	0- 0	0- 0	0- 0				

RPI 1-25				RPI 26-50				RPI 51-100				RPI 101+				Team's RPI: 119
RPI	S	Opponent	Score	RPI	S	Opponent	Score	RPI	S	Opponent	Score	RPI	S	Opponent	Score	
				50	H	UT Martin	71 69	57	H	Belmont	45 57	160	A	Eastern Mich.	64 69	
								93	A	Saint Louis	61 76	179	A	Austin Peay	79 66	
								99	H	Southern Ill.	79 65	179	H	Austin Peay	81 43	
												192	A	Western Ill.	91 97	
												211	A	Tennessee Tech	72 59	
												211	H	Tennessee Tech	87 72	
												213	A	Eastern Ill.	77 65	
												227	A	Murray St.	62 70	
												227	H	Murray St.	88 73	
												253	A	Jacksonville St.	51 72	
												253	H	Jacksonville St.	79 52	
												262	A	Arkansas St.	79 67	
												274	A	Indiana St.	68 58	
												280	A	Morehead St.	67 61	
												284	A	Eastern Ky.	60 44	
												286	A	Ole Miss	70 53	
												320	H	Evansville	83 60	
												334	H	Tennessee St.	83 54	
												335	A	Purdue Fort Wayne	58 48	
												339	A	SIUE	66 56	
												339	H	SIUE	80 57	
LAST 10 Division I																
				211	A	Tennessee Tech	72 59	253	H	Jacksonville St.	79 52					
				253	A	Jacksonville St.	51 72	284	A	Eastern Ky.	60 44					
				339	H	SIUE	80 57	280	A	Morehead St.	67 61					
				50	H	UT Martin	71 69	213	A	Eastern Ill.	77 65					
				211	H	Tennessee Tech	87 72	339	A	SIUE	66 56					

Non-Div I Games: Harris-Stowe 106 64 Mo.-St. Louis 70 56

Southeast Mo. St.

■ Loss,
 ■ Non-Conf,
 ■ S Site,
 ■ Home
 ■ A Away
 N Neutral

Average RPI Win:	250	WON-LOST	WINNING	LAST 10	STRENGTH OF	OPP. STRENGTH	TEAM	ADJ.	CONF.	ADJ CONF.
Average RPI Loss:	167	RECORD	PCT. RANK	GAMES	SCHEDULE	OF SCHEDULE	RPI	RPI	RPI	RPI
DIV. I ONLY	9- 15	248	5-5	192	303	237	237	23	23	
DIV. I NON-CONF.	2- 6	279	0	202	286	252	252	24	24	
TOTALS	RPI 1-25	RPI 26-50	W-L RECORDS	RPI 51-100	RPI 101-150	RPI 150+				
9- 15	0- 0	0- 1	OVERALL	1- 3	0- 2	8- 9				
5- 4	0- 0	0- 0	HOME	1- 0	0- 1	4- 3				
4- 11	0- 0	0- 1	AWAY	0- 3	0- 1	4- 6				
0- 0	0- 0	0- 0	NEUTRAL	0- 0	0- 0	0- 0				
2- 6	0- 0	0- 1	NON-CONFERENCE	0- 1	0- 0	2- 4				
1- 0	0- 0	0- 0	HOME	0- 0	0- 0	1- 0				
1- 6	0- 0	0- 1	AWAY	0- 1	0- 0	1- 4				
0- 0	0- 0	0- 0	NEUTRAL	0- 0	0- 0	0- 0				
7- 9	0- 0	0- 0	CONFERENCE	1- 2	0- 2	6- 5				
4- 4	0- 0	0- 0	HOME	1- 0	0- 1	3- 3				
3- 5	0- 0	0- 0	AWAY	0- 2	0- 1	3- 2				
0- 0	0- 0	0- 0	NEUTRAL	0- 0	0- 0	0- 0				

RPI S	Opponent	Score	RPI S	Opponent	Score	RPI S	Opponent	Score	RPI S	Opponent	Score	Team's RPI: 237
34	A LSU	52 62	65	A Alabama	50 87	117	A Abilene Christian	53 61	117	H Abilene Christian	62 68	
			95	A SFA	51 77	153	A Sam Houston St.	75 81	153	H Sam Houston St.	69 84	
			96	A A&M-Corpus Christi	48 49	155	H Jackson St.	63 59	157	H New Orleans	73 57	
			96	H A&M-Corpus Christi	48 44	190	A Houston	65 78	203	A Southern Miss.	54 62	
						206	A Louisiana	50 60	242	H Central Ark.	63 42	
						258	H Incarnate Word	58 44	266	A Nicholls St.	49 54	
						266	H Nicholls St.	65 67	267	A Louisiana Tech	78 92	
						270	H Lamar University	57 65	316	A Houston Baptist	69 59	
						337	A Northwestern St.	72 56	342	A McNeese	74 67	
						350	A La.-Monroe	65 52				
LAST 10 Division I												
117	H Abilene Christian	62 68	157	H New Orleans	73 57							
96	A A&M-Corpus Christi	48 49	242	H Central Ark.	63 42							
266	A Nicholls St.	49 54	337	A Northwestern St.	72 56							
153	A Sam Houston St.	75 81	342	A McNeese	74 67							
258	H Incarnate Word	58 44	117	A Abilene Christian	53 61							

Non-Div I Games: LSU-Alexandria 89 67

Southeastern La.

Average RPI Win: 160	WON-LOST	WINNING	LAST 10	STRENGTH OF	OPP. STRENGTH	TEAM	ADJ.	CONF.	ADJ CONF.
Average RPI Loss: 60	RECORD	PCT. RANK	GAMES	SCHEDULE	OF SCHEDULE	RPI	RPI	RPI	RPI
DIV. I ONLY	14- 13	170	5-5	32	34	83	83	1	1
DIV. I NON-CONF.	8- 3	68	0	198	186	105	105	2	2
<hr/>									
TOTALS	RPI 1-25	RPI 26-50	W-L RECORDS	RPI 51-100	RPI 101-150	RPI 150+			
14- 13	2- 6	1- 2	OVERALL	1- 2	4- 2	6- 1			
9- 4	2- 3	1- 1	HOME	0- 0	2- 0	4- 0			
4- 8	0- 3	0- 1	AWAY	0- 1	2- 2	2- 1			
1- 1	0- 0	0- 0	NEUTRAL	1- 1	0- 0	0- 0			
8- 3	0- 1	1- 0	NON-CONFERENCE	1- 1	0- 0	6- 1			
5- 1	0- 1	1- 0	HOME	0- 0	0- 0	4- 0			
2- 1	0- 0	0- 0	AWAY	0- 0	0- 0	2- 1			
1- 1	0- 0	0- 0	NEUTRAL	1- 1	0- 0	0- 0			
6- 10	2- 5	0- 2	CONFERENCE	0- 1	4- 2	0- 0			
4- 3	2- 2	0- 1	HOME	0- 0	2- 0	0- 0			
2- 7	0- 3	0- 1	AWAY	0- 1	2- 2	0- 0			
0- 0	0- 0	0- 0	NEUTRAL	0- 0	0- 0	0- 0			

RPI 1-25				RPI 26-50				RPI 51-100 Team's RPI: 83				RPI 101+			
RPI	S	Opponent	Score	RPI	S	Opponent	Score	RPI	S	Opponent	Score	RPI	S	Opponent	Score
2	H	Oregon	67 93	28	A	Arizona St.	75 76	65	N	Alabama	60 57	106	A	Washington St.	66 60
7	A	Stanford	59 79	28	H	Arizona St.	54 63	74	A	Colorado	53 66	106	H	Washington St.	74 63
11	A	UCLA	59 83	45	H	Virginia	59 49	87	N	Nebraska	54 67	107	A	Utah	65 67
11	H	UCLA	70 68									123	A	Washington	66 75
13	H	Texas A&M	64 74									123	H	Washington	81 78
16	H	Oregon St.	72 66									136	A	California	75 67
24	A	Arizona	57 73									209	H	UNLV	75 54
24	H	Arizona	57 65									234	H	Nevada	50 47
												256	A	UC Santa Barbara	46 57
												283	A	CSUN	69 53
												288	H	Long Beach St.	57 40
												301	A	UC Riverside	76 59
												315	H	UTRGV	80 43
<hr/>															
LAST 10 Division I															
106	A	Washington St.	66 60	136	A	California	75 67								
123	A	Washington	66 75	24	A	Arizona	57 73								
2	H	Oregon	67 93	28	A	Arizona St.	75 76								
16	H	Oregon St.	72 66	123	H	Washington	81 78								
7	A	Stanford	59 79	106	H	Washington St.	74 63								

Non-Div I Games:

Southern California

■ Loss,
 ■ Non-Conf,
 ■ S Site,
 ■ H Home
 ■ A Away
 N Neutral

Average RPI Win:	189	WON-LOST	WINNING	LAST 10	STRENGTH OF	OPP. STRENGTH	TEAM	ADJ.	CONF.	ADJ CONF.
Average RPI Loss:	82	RECORD	PCT. RANK	GAMES	SCHEDULE	OF SCHEDULE	RPI	RPI	RPI	RPI
DIV. I ONLY	15- 10	106	6-4	107	108	99	99	8	8	
DIV. I NON-CONF.	8- 3	68	0	124	250	65	65	7	7	
TOTALS	RPI 1-25	RPI 26-50	W-L RECORDS	RPI 51-100	RPI 101-150	RPI 150+				
15- 10	1- 1	2- 2	OVERALL	1- 4	1- 2	10- 1				
8- 4	1- 0	2- 1	HOME	1- 2	0- 0	4- 1				
6- 6	0- 1	0- 1	AWAY	0- 2	1- 2	5- 0				
1- 0	0- 0	0- 0	NEUTRAL	0- 0	0- 0	1- 0				
8- 3	0- 0	1- 0	NON-CONFERENCE	1- 1	0- 1	6- 1				
4- 1	0- 0	1- 0	HOME	1- 0	0- 0	2- 1				
3- 2	0- 0	0- 0	AWAY	0- 1	0- 1	3- 0				
1- 0	0- 0	0- 0	NEUTRAL	0- 0	0- 0	1- 0				
7- 7	1- 1	1- 2	CONFERENCE	0- 3	1- 1	4- 0				
4- 3	1- 0	1- 1	HOME	0- 2	0- 0	2- 0				
3- 4	0- 1	0- 1	AWAY	0- 1	1- 1	2- 0				
0- 0	0- 0	0- 0	NEUTRAL	0- 0	0- 0	0- 0				

RPI 1-25				RPI 26-50				RPI 51-100 Team's RPI: 99				RPI 101+			
RPI	S	Opponent	Score	RPI	S	Opponent	Score	RPI	S	Opponent	Score	RPI	S	Opponent	Score
10	A	Missouri St.	57 88	27	A	Drake	76 91	64	A	IUPUI	78 81	119	A	Southeast Mo. St.	65 79
10	H	Missouri St.	70 68	27	H	Drake	65 73	75	A	UNI	66 71	147	A	Loyola Chicago	49 51
				36	H	Bradley	64 50	75	H	UNI	57 60	149	A	Valparaiso	67 51
				50	H	UT Martin	70 59	86	H	Illinois St.	54 62	160	A	Eastern Mich.	85 54
								93	H	Saint Louis	61 53	178	A	Northern Ill.	80 61
												191	H	Memphis	66 70
												192	N	Western Ill.	79 65
												211	H	Tennessee Tech	76 65
												227	H	Murray St.	76 66
												274	A	Indiana St.	78 55
												274	H	Indiana St.	60 42
												320	A	Evansville	70 57
												320	H	Evansville	99 60
												339	A	SIUE	103 67
LAST 10 Division I															
320	H	Evansville	99 60	36	H	Bradley	64 50								
274	H	Indiana St.	60 42	86	H	Illinois St.	54 62								
10	A	Missouri St.	57 88	274	A	Indiana St.	78 55								
75	A	UNI	66 71	320	A	Evansville	70 57								
27	A	Drake	76 91	10	H	Missouri St.	70 68								

Non-Div I Games:

Southern Ill.

■ Loss,
 ■ Non-Conf,
 ■ S Site,
 ■ H Home
 ■ A Away
 N Neutral

Average RPI Win:	265	WON-LOST	WINNING	LAST 10	STRENGTH OF	OPP. STRENGTH	TEAM	ADJ.	CONF.	ADJ CONF.
Average RPI Loss:	101	RECORD	PCT. RANK	GAMES	SCHEDULE	OF SCHEDULE	RPI	RPI	RPI	RPI
DIV. I ONLY	12- 12	172	3-7	198	161	203	203	13	13	
DIV. I NON-CONF.	6- 3	90	0	318	228	205	205	16	16	
TOTALS	RPI 1-25	RPI 26-50	W-L RECORDS	RPI 51-100	RPI 101-150	RPI 150+				
12- 12	0- 1	0- 4	OVERALL	0- 2	1- 1	11- 4				
7- 7	0- 0	0- 2	HOME	0- 1	1- 1	6- 3				
5- 5	0- 1	0- 2	AWAY	0- 1	0- 0	5- 1				
0- 0	0- 0	0- 0	NEUTRAL	0- 0	0- 0	0- 0				
6- 3	0- 1	0- 0	NON-CONFERENCE	0- 0	1- 0	5- 2				
5- 1	0- 0	0- 0	HOME	0- 0	1- 0	4- 1				
1- 2	0- 1	0- 0	AWAY	0- 0	0- 0	1- 1				
0- 0	0- 0	0- 0	NEUTRAL	0- 0	0- 0	0- 0				
6- 9	0- 0	0- 4	CONFERENCE	0- 2	0- 1	6- 2				
2- 6	0- 0	0- 2	HOME	0- 1	0- 1	2- 2				
4- 3	0- 0	0- 2	AWAY	0- 1	0- 0	4- 0				
0- 0	0- 0	0- 0	NEUTRAL	0- 0	0- 0	0- 0				

RPI	S	Opponent	Score	RPI	S	Opponent	Score	RPI	S	Opponent	Score	RPI	S	Opponent	Score	Team's RPI: 203
15	A	Mississippi St.	58 91	26	A	Old Dominion	50 67	58	H	Middle Tenn.	69 77	102	H	VCU	51 39	
				31	H	Western Ky.	65 81	68	A	Rice	64 75	122	H	UAB	68 74	
				49	A	Charlotte	59 63					156	H	Tulane	58 62	
				49	H	Charlotte	55 59					190	A	Houston	60 75	
												201	A	Fla. Atlantic	71 67	
												221	H	UTEP	72 89	
												228	H	Marshall	65 80	
												237	H	Southeastern La.	62 54	
												248	H	South Alabama	62 55	
												257	A	North Texas	65 57	
												267	A	Louisiana Tech	63 61	
												267	H	Louisiana Tech	66 60	
												286	H	Ole Miss	59 53	
												304	A	FIU	58 53	
												311	H	UTSA	82 65	
												350	A	La.-Monroe	57 42	
												351	H	Mississippi Val.	84 80	
LAST 10 Division I																
				49	H	Charlotte	55 59	228	H	Marshall	65 80					
				267	A	Louisiana Tech	63 61	49	A	Charlotte	59 63					
				304	A	FIU	58 53	26	A	Old Dominion	50 67					
				201	A	Fla. Atlantic	71 67	58	H	Middle Tenn.	69 77					
				31	H	Western Ky.	65 81	122	H	UAB	68 74					

Non-Div I Games: Faulkner 71 59 William Carey 77 47

Southern Miss.

Average RPI Win: 328		WON-LOST	WINNING	LAST 10	STRENGTH OF	OPP. STRENGTH	TEAM	ADJ.	CONF.	ADJ CONF.
Average RPI Loss: 111		RECORD	PCT. RANK	GAMES	SCHEDULE	OF SCHEDULE	RPI	RPI	RPI	RPI
DIV. I ONLY		11- 12	195	9-1	334	288	244	244	32	32
DIV. I NON-CONF.		0- 9	338	0	75	8	297	297	31	31
TOTALS		RPI 1-25	RPI 26-50	W-L RECORDS	RPI 51-100	RPI 101-150	RPI 150+			
11- 12	0- 0		0- 2	OVERALL	0- 4	0- 2	11- 4			
6- 1	0- 0		0- 0	HOME	0- 0	0- 0	6- 1			
5- 9	0- 0		0- 2	AWAY	0- 4	0- 1	5- 2			
0- 2	0- 0		0- 0	NEUTRAL	0- 0	0- 1	0- 1			
0- 9	0- 0		0- 2	NON-CONFERENCE	0- 4	0- 1	0- 2			
0- 0	0- 0		0- 0	HOME	0- 0	0- 0	0- 0			
0- 7	0- 0		0- 2	AWAY	0- 4	0- 0	0- 1			
0- 2	0- 0		0- 0	NEUTRAL	0- 0	0- 1	0- 1			
11- 3	0- 0		0- 0	CONFERENCE	0- 0	0- 1	11- 2			
6- 1	0- 0		0- 0	HOME	0- 0	0- 0	6- 1			
5- 2	0- 0		0- 0	AWAY	0- 0	0- 1	5- 1			
0- 0	0- 0		0- 0	NEUTRAL	0- 0	0- 0	0- 0			

RPI 1-25				RPI 26-50				RPI 51-100				RPI 101+ Team's RPI: 244			
RPI	S	Opponent	Score	RPI	S	Opponent	Score	RPI	S	Opponent	Score	RPI	S	Opponent	Score
				44	A	Rutgers	58 78	51	A	Iowa St.	36 69	106	N	Washington St.	54 69
				46	A	Oklahoma St.	59 72	52	A	Texas	39 93	146	A	Texas Southern	56 61
								84	A	Fordham	52 65	155	A	Jackson St.	57 60
								87	A	Nebraska	39 73	155	H	Jackson St.	51 72
												158	A	Wichita St.	63 69
												249	N	UNC Asheville	34 53
												254	H	Alabama A&M	55 46
												296	A	Prairie View	68 48
												329	H	Alcorn	74 57
												333	A	Alabama St.	61 51
												333	H	Alabama St.	69 47
												336	A	Ark.-Pine Bluff	70 43
												336	H	Ark.-Pine Bluff	85 61
												345	A	Grambling	70 51
												345	H	Grambling	81 57
												351	A	Mississippi Val.	84 54
												351	H	Mississippi Val.	71 40
LAST 10 Division I															
				333	A	Alabama St.	61 51	329	H	Alcorn	74 57				
				351	H	Mississippi Val.	71 40	254	H	Alabama A&M	55 46				
				336	H	Ark.-Pine Bluff	85 61	333	H	Alabama St.	69 47				
				155	A	Jackson St.	57 60	351	A	Mississippi Val.	84 54				
				345	A	Grambling	70 51	336	A	Ark.-Pine Bluff	70 43				

Non-Div I Games:	Tougaloo	100	39	Wiley	78	55
------------------	----------	-----	----	-------	----	----

Southern U.

■ Loss, ■ Non-Conf, S Site, H Home A Away N Neutral

Southern Utah

Through Games Of Feb. 23, 2020

Average RPI Win:	247	WON-LOST	WINNING	LAST 10	STRENGTH OF	OPP. STRENGTH	TEAM	ADJ.	CONF.	ADJ CONF.
Average RPI Loss:	180	RECORD	PCT. RANK	GAMES	SCHEDULE	OF SCHEDULE	RPI	RPI	RPI	RPI
DIV. I ONLY	15- 10	106	7-3	277	257	177	177	18	18	
DIV. I NON-CONF.	6- 3	90	0	215	309	112	112	17	17	
TOTALS	RPI 1-25	RPI 26-50	W-L RECORDS	RPI 51-100	RPI 101-150	RPI 150+				
15- 10	0- 1	0- 0	OVERALL	0- 1	0- 1	15- 7				
11- 2	0- 0	0- 0	HOME	0- 0	0- 1	11- 1				
4- 8	0- 1	0- 0	AWAY	0- 1	0- 0	4- 6				
0- 0	0- 0	0- 0	NEUTRAL	0- 0	0- 0	0- 0				
6- 3	0- 1	0- 0	NON-CONFERENCE	0- 0	0- 0	6- 2				
5- 0	0- 0	0- 0	HOME	0- 0	0- 0	5- 0				
1- 3	0- 1	0- 0	AWAY	0- 0	0- 0	1- 2				
0- 0	0- 0	0- 0	NEUTRAL	0- 0	0- 0	0- 0				
9- 7	0- 0	0- 0	CONFERENCE	0- 1	0- 1	9- 5				
6- 2	0- 0	0- 0	HOME	0- 0	0- 1	6- 1				
3- 5	0- 0	0- 0	AWAY	0- 1	0- 0	3- 4				
0- 0	0- 0	0- 0	NEUTRAL	0- 0	0- 0	0- 0				

RPI 1-25				RPI 26-50				RPI 51-100				RPI 101+ Team's RPI: 177			
RPI	S	Opponent	Score	RPI	S	Opponent	Score	RPI	S	Opponent	Score	RPI	S	Opponent	Score
16	A	Oregon St.	45 95					81	A	Montana St.	65 91	124	H	Idaho	56 71
												162	A	Northern Ariz.	76 84
												162	H	Northern Ariz.	82 64
												165	A	Montana	74 81
												171	A	Idaho St.	54 73
												171	H	Idaho St.	72 65
												209	H	UNLV	72 68
												214	A	Portland St.	81 72
												214	H	Portland St.	71 58
												218	H	Oral Roberts	72 58
												224	A	Northern Colo.	68 55
												224	H	Northern Colo.	64 50
												226	A	Grand Canyon	65 69
												229	H	Cal St. Fullerton	79 63
												245	A	Denver	73 81
												289	H	UC Irvine	82 68
												299	H	Eastern Wash.	71 50
												301	H	UC Riverside	79 68
												302	A	Utah Valley	71 58
												307	A	Sacramento St.	82 87
												307	H	Sacramento St.	62 71
												321	A	Weber St.	87 71
												321	H	Weber St.	82 66
LAST 10 Division I															
				321	H	Weber St.	82 66					224	A	Northern Colo.	68 55
				224	H	Northern Colo.	64 50					171	A	Idaho St.	54 73
				162	H	Northern Ariz.	82 64					321	A	Weber St.	87 71
				307	H	Sacramento St.	62 71					124	H	Idaho	56 71
				214	A	Portland St.	81 72					299	H	Eastern Wash.	71 50

Non-Div I Games:

Southern Utah

■ Loss,
 ■ Non-Conf,
 ■ S Site,
 ■ H Home
 ■ A Away
 N Neutral

St. Bonaventure

Through Games Of Feb. 23, 2020

Average RPI Win:	203	WON-LOST	WINNING	LAST 10	STRENGTH OF	OPP. STRENGTH	TEAM	ADJ.	CONF.	ADJ CONF.
Average RPI Loss:	148	RECORD	PCT. RANK	GAMES	SCHEDULE	OF SCHEDULE	RPI	RPI	RPI	RPI
DIV. I ONLY	7- 20	304	3-7	158	159	293	293	12	12	
DIV. I NON-CONF.	3- 10	282	0	170	273	300	300	11	11	
TOTALS	RPI 1-25	RPI 26-50	W-L RECORDS	RPI 51-100	RPI 101-150	RPI 150+				
7- 20	0- 0	0- 0	OVERALL	0- 4	2- 7	5- 9				
6- 8	0- 0	0- 0	HOME	0- 1	2- 3	4- 4				
0- 11	0- 0	0- 0	AWAY	0- 3	0- 4	0- 4				
1- 1	0- 0	0- 0	NEUTRAL	0- 0	0- 0	1- 1				
3- 10	0- 0	0- 0	NON-CONFERENCE	0- 2	0- 2	3- 6				
2- 5	0- 0	0- 0	HOME	0- 1	0- 1	2- 3				
0- 4	0- 0	0- 0	AWAY	0- 1	0- 1	0- 2				
1- 1	0- 0	0- 0	NEUTRAL	0- 0	0- 0	1- 1				
4- 10	0- 0	0- 0	CONFERENCE	0- 2	2- 5	2- 3				
4- 3	0- 0	0- 0	HOME	0- 0	2- 2	2- 1				
0- 7	0- 0	0- 0	AWAY	0- 2	0- 3	0- 2				
0- 0	0- 0	0- 0	NEUTRAL	0- 0	0- 0	0- 0				

RPI S	Opponent	Score	RPI S	Opponent	Score	RPI S	Opponent	Score	RPI S	Opponent	Score	Team's RPI: 293
						61	A Bucknell	60 68	102	A VCU	47 56	
						63	H St. John's (NY)	56 68	103	A Kent St.	58 81	
						84	A Fordham	53 79	112	A Richmond	59 63	
						93	A Saint Louis	51 72	112	H Richmond	58 72	
									131	H Davidson	68 56	
									134	A Duquesne	39 58	
									141	H George Washington	59 55	
									143	H Buffalo	36 46	
									148	H Massachusetts	52 62	
									152	H Akron	54 63	
									154	N Wright St.	57 56	
									166	N Saint Mary's (CA)	57 72	
									167	A Binghamton	67 78	
									170	A La Salle	61 67	
									182	H Cornell	42 70	
									202	H Cleveland St.	62 65	
									208	A Rhode Island	67 69	
									208	H Rhode Island	64 59	
									225	H Saint Joseph's	60 61	
									230	H George Mason	62 47	
									277	H Niagara	71 67	
									278	H Oakland	80 66	
									340	A Canisius	82 84	
LAST 10 Division I												
			112	H Richmond	58 72	112	A Richmond	59 63				
			208	A Rhode Island	67 69	134	A Duquesne	39 58				
			102	A VCU	47 56	208	H Rhode Island	64 59				
			131	H Davidson	68 56	225	H Saint Joseph's	60 61				
			141	H George Washington	59 55	170	A La Salle	61 67				

Non-Div I Games:

St. Bonaventure

■ Loss,
 ■ Non-Conf,
 ■ S Site,
 ■ H Home
 ■ A Away
 N Neutral

Average RPI Win:	310	WON-LOST	WINNING	LAST 10	STRENGTH OF	OPP. STRENGTH	TEAM	ADJ.	CONF.	ADJ CONF.
Average RPI Loss:	189	RECORD	PCT. RANK	GAMES	SCHEDULE	OF SCHEDULE	RPI	RPI	RPI	RPI
DIV. I ONLY	7- 18	296	3-7	244	326	310	310	30	30	
DIV. I NON-CONF.	3- 7	252	0	153	237	249	249	30	30	
TOTALS	RPI 1-25	RPI 26-50	W-L RECORDS	RPI 51-100	RPI 101-150	RPI 150+				
7- 18	0- 1	0- 1	OVERALL	0- 2	0- 5	7- 9				
5- 6	0- 0	0- 0	HOME	0- 1	0- 2	5- 3				
2- 10	0- 1	0- 1	AWAY	0- 1	0- 2	2- 5				
0- 2	0- 0	0- 0	NEUTRAL	0- 0	0- 1	0- 1				
3- 7	0- 1	0- 1	NON-CONFERENCE	0- 2	0- 1	3- 2				
2- 1	0- 0	0- 0	HOME	0- 1	0- 0	2- 0				
1- 4	0- 1	0- 1	AWAY	0- 1	0- 0	1- 1				
0- 2	0- 0	0- 0	NEUTRAL	0- 0	0- 1	0- 1				
4- 11	0- 0	0- 0	CONFERENCE	0- 0	0- 4	4- 7				
3- 5	0- 0	0- 0	HOME	0- 0	0- 2	3- 3				
1- 6	0- 0	0- 0	AWAY	0- 0	0- 2	1- 4				
0- 0	0- 0	0- 0	NEUTRAL	0- 0	0- 0	0- 0				

RPI 1-25				RPI 26-50				RPI 51-100				RPI 101+ Team's RPI: 310			
RPI	S	Opponent	Score	RPI	S	Opponent	Score	RPI	S	Opponent	Score	RPI	S	Opponent	Score
14	A	Princeton	44 76	37	A	Marquette	71 92	60	H	Stony Brook	73 86	115	N	Pacific	62 71
								79	A	Boston College	69 106	128	A	Robert Morris	44 69
												128	H	Robert Morris	59 70
												140	A	Mt. St. Mary's	60 69
												140	H	Mt. St. Mary's	62 67
												183	A	Merrimack	54 80
												264	H	Loyola Maryland	89 78
												276	A	Saint Francis (PA)	72 82
												276	H	Saint Francis (PA)	59 67
												281	A	Wagner	66 74
												281	H	Wagner	53 74
												294	H	Army West Point	70 64
												298	N	Ga. Southern	47 78
												308	H	Sacred Heart	71 70
												317	H	Fairleigh Dickinson	57 62
												322	A	Albany (NY)	49 41
												324	A	Bryant	59 78
												324	H	Bryant	80 77
												325	A	NJIT	69 88
												330	A	LIU Brooklyn	71 54
												330	H	LIU Brooklyn	88 63
LAST 10 Division I															
				281	H	Wagner	53 74					183	A	Merrimack	54 80
				324	H	Bryant	80 77					308	H	Sacred Heart	71 70
				330	A	LIU Brooklyn	71 54					128	H	Robert Morris	59 70
				324	A	Bryant	59 78					276	H	Saint Francis (PA)	59 67
				140	H	Mt. St. Mary's	62 67					140	A	Mt. St. Mary's	60 69

Non-Div I Games: East Stroudsburg 84 62

St. Francis Brooklyn

■ Loss,
 ■ Non-Conf,
 ■ S Site,
 ■ Home
 ■ A Away
 N Neutral

St. John's (NY)

Through Games Of Feb. 23, 2020

Average RPI Win:	159	WON-LOST	WINNING	LAST 10	STRENGTH OF	OPP. STRENGTH	TEAM	ADJ.	CONF.	ADJ CONF.
Average RPI Loss:	70	RECORD	PCT. RANK	GAMES	SCHEDULE	OF SCHEDULE	RPI	RPI	RPI	RPI
DIV. I ONLY	16- 11	117	6-4	57	81	63	63	6	6	
DIV. I NON-CONF.	7- 4	100	0	64	202	56	56	6	6	
TOTALS	RPI 1-25	RPI 26-50	W-L RECORDS	RPI 51-100	RPI 101-150	RPI 150+				
16- 11	0- 3	2- 3	OVERALL	4- 3	2- 0	8- 2				
9- 3	0- 1	1- 1	HOME	1- 1	2- 0	5- 0				
7- 7	0- 2	1- 2	AWAY	3- 1	0- 0	3- 2				
0- 1	0- 0	0- 0	NEUTRAL	0- 1	0- 0	0- 0				
7- 4	0- 1	0- 1	NON-CONFERENCE	1- 1	2- 0	4- 1				
5- 0	0- 0	0- 0	HOME	0- 0	2- 0	3- 0				
2- 3	0- 1	0- 1	AWAY	1- 0	0- 0	1- 1				
0- 1	0- 0	0- 0	NEUTRAL	0- 1	0- 0	0- 0				
9- 7	0- 2	2- 2	CONFERENCE	3- 2	0- 0	4- 1				
4- 3	0- 1	1- 1	HOME	1- 1	0- 0	2- 0				
5- 4	0- 1	1- 1	AWAY	2- 1	0- 0	2- 1				
0- 0	0- 0	0- 0	NEUTRAL	0- 0	0- 0	0- 0				

RPI 1-25				RPI 26-50				RPI 51-100 Team's RPI: 63				RPI 101+			
RPI	S	Opponent	Score	RPI	S	Opponent	Score	RPI	S	Opponent	Score	RPI	S	Opponent	Score
22	A	DePaul	69 74	37	A	Marquette	85 94	64	N	IUPUI	78 85	110	H	Wake Forest	82 74
22	H	DePaul	65 71	37	H	Marquette	57 67	67	A	Yale	80 66	148	H	Massachusetts	82 71
25	A	Florida St.	70 74	40	A	James Madison	73 76	72	A	Villanova	64 66	169	A	Providence	53 54
				42	A	Creighton	77 70	72	H	Villanova	62 67	169	H	Providence	64 58
				42	H	Creighton	63 58	76	A	Seton Hall	82 66	172	H	Lafayette	76 44
								76	H	Seton Hall	77 76	209	A	UNLV	75 79
								88	A	Butler	67 42	239	H	Fairfield	71 69
												240	A	Georgetown	74 68
												240	H	Georgetown	71 54
												252	A	Xavier	75 67
												293	A	St. Bonaventure	68 56
												294	H	Army West Point	96 60
LAST 10 Division I															
76	H	Seton Hall	77 76	240	A	Georgetown	74 68								
169	A	Providence	53 54	72	A	Villanova	64 66								
42	A	Creighton	77 70	76	A	Seton Hall	82 66								
37	H	Marquette	57 67	42	H	Creighton	63 58								
22	H	DePaul	65 71	169	H	Providence	64 58								

Non-Div I Games:

St. John's (NY)

■ Loss,
 ■ Non-Conf,
 ■ S Site,
 ■ H Home
 ■ A Away
 N Neutral

Average RPI Win:	115	WON-LOST	WINNING	LAST 10	STRENGTH OF	OPP. STRENGTH	TEAM	ADJ.	CONF.	ADJ CONF.
Average RPI Loss:	22	RECORD	PCT. RANK	GAMES	SCHEDULE	OF SCHEDULE	RPI	RPI	RPI	RPI
DIV. I ONLY	24- 3	10	9-1	36	1	7	7	1	1	
DIV. I NON-CONF.	11- 1	13	0	60	32	8	8	2	2	
TOTALS	RPI 1-25	RPI 26-50	W-L RECORDS	RPI 51-100	RPI 101-150	RPI 150+				
24- 3	5- 2	0- 0	OVERALL	5- 1	9- 0	5- 0				
14- 1	3- 1	0- 0	HOME	3- 0	5- 0	3- 0				
7- 2	1- 1	0- 0	AWAY	1- 1	4- 0	1- 0				
3- 0	1- 0	0- 0	NEUTRAL	1- 0	0- 0	1- 0				
11- 1	3- 0	0- 0	NON-CONFERENCE	2- 1	1- 0	5- 0				
7- 0	2- 0	0- 0	HOME	1- 0	1- 0	3- 0				
1- 1	0- 0	0- 0	AWAY	0- 1	0- 0	1- 0				
3- 0	1- 0	0- 0	NEUTRAL	1- 0	0- 0	1- 0				
13- 2	2- 2	0- 0	CONFERENCE	3- 0	8- 0	0- 0				
7- 1	1- 1	0- 0	HOME	2- 0	4- 0	0- 0				
6- 1	1- 1	0- 0	AWAY	1- 0	4- 0	0- 0				
0- 0	0- 0	0- 0	NEUTRAL	0- 0	0- 0	0- 0				

RPI 1-25				Team's RPI: 7		RPI 26-50				RPI 51-100				RPI 101+			
RPI	S	Opponent	Score	RPI	S	Opponent	Score	RPI	S	Opponent	Score	RPI	S	Opponent	Score		
2	A	Oregon	55 87					52	A	Texas	64 69	106	A	Washington St.	71 49		
11	H	UCLA	69 79					55	H	Tennessee	78 51	106	H	Washington St.	77 58		
12	H	Gonzaga	76 70					74	A	Colorado	69 66	107	A	Utah	97 64		
15	N	Mississippi St.	67 62					74	H	Colorado	76 68	107	H	Utah	82 49		
16	A	Oregon St.	61 58					83	H	Southern California	79 59	123	A	Washington	58 41		
16	H	Oregon St.	63 60					98	N	Syracuse	77 59	123	H	Washington	77 56		
21	H	Ohio St.	71 52									136	A	California	79 65		
												136	H	California	73 40		
												143	H	Buffalo	88 69		
												159	H	UC Davis	67 55		
												224	H	Northern Colo.	90 36		
												231	A	San Francisco	97 71		
												295	N	California Baptist	83 78		
												299	H	Eastern Wash.	92 27		
LAST 10 Division I																	
16	H	Oregon St.	63 60	106	A	Washington St.	71 49										
74	A	Colorado	69 66	123	A	Washington	58 41										
107	A	Utah	97 64	107	H	Utah	82 49										
83	H	Southern California	79 59	74	H	Colorado	76 68										
11	H	UCLA	69 79	16	A	Oregon St.	61 58										

Non-Div I Games:

Stanford

■ Loss,
 ■ Non-Conf,
 ■ S Site,
 ■ H Home
 ■ A Away
 N Neutral

Average RPI Win: 249	WON-LOST	WINNING	LAST 10	STRENGTH OF	OPP. STRENGTH	TEAM	ADJ.	CONF.	ADJ CONF.
Average RPI Loss: 117	RECORD	PCT. RANK	GAMES	SCHEDULE	OF SCHEDULE	RPI	RPI	RPI	RPI
DIV. I ONLY	8- 15	261	4-6	115	169	217	217	16	16
DIV. I NON-CONF.	3- 7	252	0	125	176	231	231	14	14
TOTALS	RPI 1-25	RPI 26-50	W-L RECORDS	RPI 51-100	RPI 101-150	RPI 150+			
8- 15	0- 1	0- 3	OVERALL	0- 2	1- 4	7- 5			
4- 6	0- 0	0- 1	HOME	0- 0	0- 3	4- 2			
4- 8	0- 1	0- 2	AWAY	0- 2	1- 1	3- 2			
0- 1	0- 0	0- 0	NEUTRAL	0- 0	0- 0	0- 1			
3- 7	0- 1	0- 1	NON-CONFERENCE	0- 2	0- 2	3- 1			
2- 2	0- 0	0- 0	HOME	0- 0	0- 2	2- 0			
1- 4	0- 1	0- 1	AWAY	0- 2	0- 0	1- 0			
0- 1	0- 0	0- 0	NEUTRAL	0- 0	0- 0	0- 1			
5- 8	0- 0	0- 2	CONFERENCE	0- 0	1- 2	4- 4			
2- 4	0- 0	0- 1	HOME	0- 0	0- 1	2- 2			
3- 4	0- 0	0- 1	AWAY	0- 0	1- 1	2- 2			
0- 0	0- 0	0- 0	NEUTRAL	0- 0	0- 0	0- 0			

RPI 1-25				RPI 26-50				RPI 51-100				RPI 101+ Team's RPI: 217			
RPI	S	Opponent	Score	RPI	S	Opponent	Score	RPI	S	Opponent	Score	RPI	S	Opponent	Score
23	A	Kentucky	48 67	32	A	FGCU	54 67	54	A	Penn	41 81	104	A	Liberty	53 73
				32	H	FGCU	47 89	55	A	Tennessee	46 73	104	H	Liberty	48 57
				39	A	UCF	40 66					118	H	Bethune-Cookman	55 59
												126	H	Holy Cross	63 75
												144	A	North Florida	60 52
												163	A	North Ala.	57 68
												163	H	North Ala.	69 60
												168	A	Jacksonville	52 57
												216	A	Kennesaw St.	67 61
												216	H	Kennesaw St.	67 70
												251	A	Lipscomb	48 34
												251	H	Lipscomb	59 65
												272	H	Tulsa	66 60
												276	N	Saint Francis (PA)	73 78
												280	A	Morehead St.	58 55
												325	H	NJIT	72 49
												340	H	Canisius	68 52
LAST 10 Division I															
104	A	Liberty	53 73	251	A	Lipscomb	48 34								
163	H	North Ala.	69 60	325	H	NJIT	72 49								
216	H	Kennesaw St.	67 70	104	H	Liberty	48 57								
32	A	FGCU	54 67	163	A	North Ala.	57 68								
144	A	North Florida	60 52	168	A	Jacksonville	52 57								

Non-Div I Games: Palm Beach Atl. 77 46 Trinity Baptist 116 40 Fla. National 80 37

Stetson

Average RPI Win:	253	WON-LOST	WINNING	LAST 10	STRENGTH OF	OPP. STRENGTH	TEAM	ADJ.	CONF.	ADJ CONF.
Average RPI Loss:	110	RECORD	PCT. RANK	GAMES	SCHEDULE	OF SCHEDULE	RPI	RPI	RPI	RPI
DIV. I ONLY	24- 2	7	9-1	295	297	60	60	27	27	
DIV. I NON-CONF.	11- 1	13	0	302	269	68	68	28	28	
TOTALS	RPI 1-25	RPI 26-50	W-L RECORDS	RPI 51-100	RPI 101-150	RPI 150+				
24- 2	0- 0	0- 1	OVERALL	1- 0	1- 0	22- 1				
11- 0	0- 0	0- 0	HOME	1- 0	0- 0	10- 0				
11- 2	0- 0	0- 1	AWAY	0- 0	0- 0	11- 1				
2- 0	0- 0	0- 0	NEUTRAL	0- 0	1- 0	1- 0				
11- 1	0- 0	0- 1	NON-CONFERENCE	1- 0	1- 0	9- 0				
4- 0	0- 0	0- 0	HOME	1- 0	0- 0	3- 0				
5- 1	0- 0	0- 1	AWAY	0- 0	0- 0	5- 0				
2- 0	0- 0	0- 0	NEUTRAL	0- 0	1- 0	1- 0				
13- 1	0- 0	0- 0	CONFERENCE	0- 0	0- 0	13- 1				
7- 0	0- 0	0- 0	HOME	0- 0	0- 0	7- 0				
6- 1	0- 0	0- 0	AWAY	0- 0	0- 0	6- 1				
0- 0	0- 0	0- 0	NEUTRAL	0- 0	0- 0	0- 0				

RPI 1-25				RPI 26-50				RPI 51-100				Team's RPI: 60				RPI 101+			
RPI	S	Opponent	Score	RPI	S	Opponent	Score	RPI	S	Opponent	Score	RPI	S	Opponent	Score	RPI	S	Opponent	Score
35	A	Arkansas	58 88					61	H	Bucknell	78 73	150	N	Western Mich.	50 47				
												167	A	Binghamton	67 60				
												167	H	Binghamton	58 54				
												184	A	Maine	62 64				
												184	H	Maine	73 69				
												207	H	Manhattan	59 54				
												222	H	Iona	59 40				
												235	A	UMass Lowell	89 69				
												235	H	UMass Lowell	60 41				
												246	N	Morgan St.	63 56				
												268	A	New Hampshire	53 44				
												268	H	New Hampshire	52 50				
												281	A	Wagner	66 45				
												285	A	Pittsburgh	59 56				
												287	A	UMBC	66 49				
												287	H	UMBC	57 45				
												297	A	Vermont	72 68				
												297	H	Vermont	67 49				
												308	H	Sacred Heart	54 50				
												310	A	St. Francis Brooklyn	86 73				
												318	A	Hofstra	81 38				
												322	A	Albany (NY)	73 53				
												330	A	LIU Brooklyn	80 49				
												347	H	Hartford	66 55				
LAST 10 Division I																			
184	A	Maine	62 64	287	A	UMBC	66 49												
297	A	Vermont	72 68	235	H	UMass Lowell	60 41												
167	H	Binghamton	58 54	167	A	Binghamton	67 60												
268	H	New Hampshire	52 50	322	A	Albany (NY)	73 53												
235	A	UMass Lowell	89 69	347	H	Hartford	66 55												

Non-Div I Games: Molloy 66 49

Stony Brook

Average RPI Win:	162	WON-LOST	WINNING	LAST 10	STRENGTH OF	OPP. STRENGTH	TEAM	ADJ.	CONF.	ADJ CONF.
Average RPI Loss:	58	RECORD	PCT. RANK	GAMES	SCHEDULE	OF SCHEDULE	RPI	RPI	RPI	RPI
DIV. I ONLY	15- 12	149	6-4	72	22	98	98	5	5	
DIV. I NON-CONF.	6- 5	151	0	77	36	119	119	4	4	
TOTALS	RPI 1-25	RPI 26-50	W-L RECORDS	RPI 51-100	RPI 101-150	RPI 150+				
15- 12	2- 3	2- 3	OVERALL	2- 3	2- 3	7- 0				
10- 3	2- 1	2- 1	HOME	0- 1	1- 0	5- 0				
3- 6	0- 1	0- 2	AWAY	1- 1	1- 2	1- 0				
2- 3	0- 1	0- 0	NEUTRAL	1- 1	0- 1	1- 0				
6- 5	0- 2	1- 1	NON-CONFERENCE	1- 1	0- 1	4- 0				
4- 1	0- 1	1- 0	HOME	0- 0	0- 0	3- 0				
0- 1	0- 0	0- 1	AWAY	0- 0	0- 0	0- 0				
2- 3	0- 1	0- 0	NEUTRAL	1- 1	0- 1	1- 0				
9- 7	2- 1	1- 2	CONFERENCE	1- 2	2- 2	3- 0				
6- 2	2- 0	1- 1	HOME	0- 1	1- 0	2- 0				
3- 5	0- 1	0- 1	AWAY	1- 1	1- 2	1- 0				
0- 0	0- 0	0- 0	NEUTRAL	0- 0	0- 0	0- 0				

RPI 1-25				RPI 26-50				RPI 51-100				Team's RPI: 98		RPI 101+				
RPI	S	Opponent	Score	RPI	S	Opponent	Score	RPI	S	Opponent	Score			RPI	S	Opponent	Score	
2	H	Oregon	64 81	29	H	Duke	58 88	59	N	West Virginia	69 71			110	A	Wake Forest	60 65	
5	A	Louisville	58 62	30	A	Michigan	76 84	66	H	Georgia Tech	64 82			111	A	North Carolina	74 56	
5	H	Louisville	59 51	38	H	Virginia Tech	67 65	79	A	Boston College	89 79			114	A	Notre Dame	70 72	
7	N	Stanford	59 77	45	A	Virginia	41 57	92	N	Michigan St.	77 63			114	H	Notre Dame	74 63	
25	H	Florida St.	90 89	47	H	Ohio	66 54	100	A	Miami (FL)	62 77			129	N	Green Bay	73 79	
														190	N	Houston	87 62	
														223	H	Clemson	59 46	
														285	A	Pittsburgh	69 51	
														285	H	Pittsburgh	71 53	
														287	H	UMBC	82 48	
														322	H	Albany (NY)	75 53	
														326	H	UMES	65 50	
LAST 10 Division I																		
				114	A	Notre Dame	70 72					79	A	Boston College	89 79			
				223	H	Clemson	59 46					45	A	Virginia	41 57			
				285	H	Pittsburgh	71 53					38	H	Virginia Tech	67 65			
				111	A	North Carolina	74 56					110	A	Wake Forest	60 65			
				5	H	Louisville	59 51					29	H	Duke	58 88			

Non-Div I Games:

Syracuse

■ Loss,
 ■ Non-Conf,
 ■ S Site,
 ■ H Home
 ■ A Away
 N Neutral

Average RPI Win:	120	WON-LOST	WINNING	LAST 10	STRENGTH OF	OPP. STRENGTH	TEAM	ADJ.	CONF.	ADJ CONF.
Average RPI Loss:	43	RECORD	PCT. RANK	GAMES	SCHEDULE	OF SCHEDULE	RPI	RPI	RPI	RPI
DIV. I ONLY	20- 5	30	8-2	21	20	17	17	3	3	
DIV. I NON-CONF.	9- 2	37	0	107	70	31	31	3	3	
TOTALS	RPI 1-25	RPI 26-50	W-L RECORDS	RPI 51-100	RPI 101-150	RPI 150+				
20- 5	0- 3	3- 0	OVERALL	7- 1	5- 1	5- 0				
12- 2	0- 1	2- 0	HOME	3- 0	4- 1	3- 0				
8- 3	0- 2	1- 0	AWAY	4- 1	1- 0	2- 0				
0- 0	0- 0	0- 0	NEUTRAL	0- 0	0- 0	0- 0				
9- 2	0- 1	1- 0	NON-CONFERENCE	0- 1	3- 0	5- 0				
7- 0	0- 0	1- 0	HOME	0- 0	3- 0	3- 0				
2- 2	0- 1	0- 0	AWAY	0- 1	0- 0	2- 0				
0- 0	0- 0	0- 0	NEUTRAL	0- 0	0- 0	0- 0				
11- 3	0- 2	2- 0	CONFERENCE	7- 0	2- 1	0- 0				
5- 2	0- 1	1- 0	HOME	3- 0	1- 1	0- 0				
6- 1	0- 1	1- 0	AWAY	4- 0	1- 0	0- 0				
0- 0	0- 0	0- 0	NEUTRAL	0- 0	0- 0	0- 0				

RPI	S	Opponent	Score	RPI	S	Opponent	Score	RPI	S	Opponent	Score	RPI	S	Opponent	Score
4	A	Baylor	62 81	46	A	Oklahoma St.	72 68	51	A	Iowa St.	77 74	101	H	Boise St.	77 65
4	H	Baylor	57 66	46	H	Oklahoma St.	49 37	51	H	Iowa St.	82 72	109	H	Auburn	80 65
13	A	Texas A&M	68 70	47	H	Ohio	79 72	52	A	Texas	65 63	121	A	Kansas	87 74
								56	A	Oklahoma	82 63	121	H	Kansas	73 59
								58	A	Middle Tenn.	70 82	128	H	Robert Morris	66 61
								59	H	West Virginia	73 60	137	H	Texas Tech	76 80
								94	A	Kansas St.	54 52	182	H	Cornell	59 49
								94	H	Kansas St.	65 61	219	A	SMU	57 56
												255	H	Texas St.	79 52
												266	H	Nicholls St.	72 47
												294	A	Army West Point	66 52
LAST 10 Division I															
46	H	Oklahoma St.	49 37	94	H	Kansas St.	65 61								
94	A	Kansas St.	54 52	46	A	Oklahoma St.	72 68								
51	H	Iowa St.	82 72	59	H	West Virginia	73 60								
4	A	Baylor	62 81	4	H	Baylor	57 66								
121	A	Kansas	87 74	56	A	Oklahoma	82 63								

Non-Div I Games:

TCU

Average RPI Win: 155	WON-LOST	WINNING	LAST 10	STRENGTH OF	OPP. STRENGTH	TEAM	ADJ.	CONF.	ADJ CONF.
Average RPI Loss: 102	RECORD	PCT. RANK	GAMES	SCHEDULE	OF SCHEDULE	RPI	RPI	RPI	RPI
DIV. I ONLY	15- 11	132	5-5	49	89	91	91	9	9
DIV. I NON-CONF.	8- 5	117	1-0	33	97	59	59	10	10
TOTALS	RPI 1-25	RPI 26-50	W-L RECORDS	RPI 51-100	RPI 101-150	RPI 150+			
15- 11	0- 2	1- 2	OVERALL	4- 2	1- 1	9- 4			
10- 4	0- 2	1- 1	HOME	3- 0	1- 0	5- 1			
5- 5	0- 0	0- 0	AWAY	1- 2	0- 0	4- 3			
0- 2	0- 0	0- 1	NEUTRAL	0- 0	0- 1	0- 0			
8- 5	0- 1	0- 2	NON-CONFERENCE	3- 0	1- 1	4- 1			
5- 2	0- 1	0- 1	HOME	2- 0	1- 0	2- 0			
3- 1	0- 0	0- 0	AWAY	1- 0	0- 0	2- 1			
0- 2	0- 0	0- 1	NEUTRAL	0- 0	0- 1	0- 0			
7- 6	0- 1	1- 0	CONFERENCE	1- 2	0- 0	5- 3			
5- 2	0- 1	1- 0	HOME	1- 0	0- 0	3- 1			
2- 4	0- 0	0- 0	AWAY	0- 2	0- 0	2- 2			
0- 0	0- 0	0- 0	NEUTRAL	0- 0	0- 0	0- 0			

RPI 1-25				RPI 26-50				RPI 51-100 Team's RPI: 91				RPI 101+			
RPI	S	Opponent	Score	RPI	S	Opponent	Score	RPI	S	Opponent	Score	RPI	S	Opponent	Score
1	H	South Carolina	71 78	32	H	FGCU	67 93	54	H	Penn	76 72	111	N	North Carolina	58 71
6	H	UConn	54 83	39	H	UCF	67 65	61	A	Bucknell	72 61	134	H	Duquesne	85 72
				42	N	Creighton	59 69	69	A	South Fla.	51 99	158	A	Wichita St.	70 72
								69	H	South Fla.	69 66	158	H	Wichita St.	75 85
								72	H	Villanova	74 69	170	A	La Salle	72 69
								77	A	Cincinnati	81 86	176	A	Towson	74 59
												190	A	Houston	61 58
												190	H	Houston	76 75
												191	H	Memphis	78 64
												219	H	SMU	85 62
												225	A	Saint Joseph's	63 67
												239	H	Fairfield	77 59
												243	A	East Carolina	50 56
												252	H	Xavier	78 65
												272	A	Tulsa	74 65
LAST 10 Division I															
243	A	East Carolina	50 56	39	H	UCF	67 65	54	H	Penn	76 72	158	A	Wichita St.	70 72
191	H	Memphis	78 64	77	A	Cincinnati	81 86	69	H	South Fla.	69 66				
190	H	Houston	76 75												
69	A	South Fla.	51 99												
158	H	Wichita St.	75 85												

Non-Div I Games:

Temple

Loss, Non-Conf, S Site, H Home A Away N Neutral

Tennessee

Through Games Of Feb. 23, 2020

Average RPI Win:	195	WON-LOST	WINNING	LAST 10	STRENGTH OF	OPP. STRENGTH	TEAM	ADJ.	CONF.	ADJ CONF.
Average RPI Loss:	21	RECORD	PCT. RANK	GAMES	SCHEDULE	OF SCHEDULE	RPI	RPI	RPI	RPI
DIV. I ONLY	18- 9	72	4-6	81	58	55	55	4	4	
DIV. I NON-CONF.	10- 3	57	0-1	273	142	109	109	5	5	
TOTALS	RPI 1-25	RPI 26-50	W-L RECORDS	RPI 51-100	RPI 101-150	RPI 150+				
18- 9	0- 6	1- 2	OVERALL	2- 1	5- 0	10- 0				
12- 3	0- 2	1- 0	HOME	2- 1	2- 0	7- 0				
6- 6	0- 4	0- 2	AWAY	0- 0	3- 0	3- 0				
0- 0	0- 0	0- 0	NEUTRAL	0- 0	0- 0	0- 0				
10- 3	0- 2	0- 0	NON-CONFERENCE	0- 1	1- 0	9- 0				
7- 1	0- 0	0- 0	HOME	0- 1	0- 0	7- 0				
3- 2	0- 2	0- 0	AWAY	0- 0	1- 0	2- 0				
0- 0	0- 0	0- 0	NEUTRAL	0- 0	0- 0	0- 0				
8- 6	0- 4	1- 2	CONFERENCE	2- 0	4- 0	1- 0				
5- 2	0- 2	1- 0	HOME	2- 0	2- 0	0- 0				
3- 4	0- 2	0- 2	AWAY	0- 0	2- 0	1- 0				
0- 0	0- 0	0- 0	NEUTRAL	0- 0	0- 0	0- 0				

RPI	S	Opponent	Score	RPI	S	Opponent	Score	RPI	S	Opponent	Score	RPI	S	Opponent	Score
1	A	South Carolina	48 69	34	A	LSU	65 75	52	H	Texas	60 66	114	A	Notre Dame	74 63
6	A	UConn	45 60	34	H	LSU	63 58	65	H	Alabama	65 63	120	A	Vanderbilt	78 69
7	A	Stanford	51 78	35	A	Arkansas	75 83	71	H	Georgia	73 56	120	H	Vanderbilt	67 63
13	H	Texas A&M	71 73									130	A	Florida	78 50
15	H	Mississippi St.	55 72									145	H	Missouri	77 66
23	A	Kentucky	76 80									214	A	Portland St.	88 61
												217	H	Stetson	73 46
												241	H	Howard	88 38
												242	H	Central Ark.	63 36
												261	H	Colorado St.	79 41
												286	A	Ole Miss	84 28
												290	A	ETSU	72 68
												291	H	Air Force	81 54
												334	H	Tennessee St.	73 43
												336	H	Ark.-Pine Bluff	92 51
LAST 10 Division I															
120	H	Vanderbilt	67 63	1	A	South Carolina	48 69	120	A	Vanderbilt	78 69				
35	A	Arkansas	75 83	34	H	LSU	63 58	6	A	UConn	45 60				
13	H	Texas A&M	71 73	65	A	LSU	65 75	65	H	Alabama	65 63				
34	A	LSU	65 75												
15	H	Mississippi St.	55 72												

Non-Div I Games:

Tennessee

■ Loss,
 ■ Non-Conf,
 ■ S Site,
 ■ H Home
 ■ A Away
 N Neutral

Tennessee St.

Through Games Of Feb. 23, 2020

Average RPI Win:	256	WON-LOST	WINNING	LAST 10	STRENGTH OF	OPP. STRENGTH	TEAM	ADJ.	CONF.	ADJ CONF.
Average RPI Loss:	191	RECORD	PCT. RANK	GAMES	SCHEDULE	OF SCHEDULE	RPI	RPI	RPI	RPI
DIV. I ONLY	2- 22	345	2-8	202	291	334	334	20	20	
DIV. I NON-CONF.	0- 8	338	0	137	259	327	327	23	23	
TOTALS	RPI 1-25	RPI 26-50	W-L RECORDS	RPI 51-100	RPI 101-150	RPI 150+				
2- 22	0- 1	0- 1	OVERALL	0- 2	0- 3	2- 15				
1- 11	0- 0	0- 0	HOME	0- 0	0- 2	1- 9				
1- 11	0- 1	0- 1	AWAY	0- 2	0- 1	1- 6				
0- 0	0- 0	0- 0	NEUTRAL	0- 0	0- 0	0- 0				
0- 8	0- 1	0- 0	NON-CONFERENCE	0- 1	0- 2	0- 4				
0- 5	0- 0	0- 0	HOME	0- 0	0- 2	0- 3				
0- 3	0- 1	0- 0	AWAY	0- 1	0- 0	0- 1				
0- 0	0- 0	0- 0	NEUTRAL	0- 0	0- 0	0- 0				
2- 14	0- 0	0- 1	CONFERENCE	0- 1	0- 1	2- 11				
1- 6	0- 0	0- 0	HOME	0- 0	0- 0	1- 6				
1- 8	0- 0	0- 1	AWAY	0- 1	0- 1	1- 5				
0- 0	0- 0	0- 0	NEUTRAL	0- 0	0- 0	0- 0				

RPI 1-25				RPI 26-50				RPI 51-100				RPI 101+				Team's RPI: 334	
RPI	S	Opponent	Score	RPI	S	Opponent	Score	RPI	S	Opponent	Score	RPI	S	Opponent	Score		
24	A	Arizona	42 77	50	A	UT Martin	71 88	55	A	Tennessee	43 73	119	A	Southeast Mo. St.	54 83		
								57	A	Belmont	58 70	120	H	Vanderbilt	55 106		
												125	H	Columbia	65 75		
												163	H	North Ala.	63 88		
												179	A	Austin Peay	58 76		
												179	H	Austin Peay	55 87		
												211	A	Tennessee Tech	47 88		
												211	H	Tennessee Tech	69 81		
												213	H	Eastern Ill.	52 73		
												227	A	Murray St.	62 100		
												227	H	Murray St.	96 81		
												248	A	South Alabama	48 70		
												251	H	Lipscomb	64 74		
												253	A	Jacksonville St.	48 70		
												280	A	Morehead St.	60 69		
												280	H	Morehead St.	47 84		
												284	A	Eastern Ky.	67 64		
												284	H	Eastern Ky.	55 61		
												329	H	Alcorn	57 62		
												339	H	SIUE	63 76		
LAST 10 Division I																	
280	A	Morehead St.	60 69	179	H	Austin Peay	55 87										
284	A	Eastern Ky.	67 64	211	A	Tennessee Tech	47 88										
211	H	Tennessee Tech	69 81	253	A	Jacksonville St.	48 70										
57	A	Belmont	58 70	227	A	Murray St.	62 100										
227	H	Murray St.	96 81	179	A	Austin Peay	58 76										

Non-Div I Games: Wilberforce 83 65 Fisk 91 50

Tennessee St.

Loss, Non-Conf, S Site, H Home A Away N Neutral

Tennessee Tech

Through Games Of Feb. 23, 2020

Average RPI Win:	280	WON-LOST	WINNING	LAST 10	STRENGTH OF	OPP. STRENGTH	TEAM	ADJ.	CONF.	ADJ CONF.
Average RPI Loss:	110	RECORD	PCT. RANK	GAMES	SCHEDULE	OF SCHEDULE	RPI	RPI	RPI	RPI
DIV. I ONLY	15- 10	106	4-6	326	213	211	211	20	20	
DIV. I NON-CONF.	5- 4	140	0	344	140	237	237	23	23	
TOTALS	RPI 1-25	RPI 26-50	W-L RECORDS	RPI 51-100	RPI 101-150	RPI 150+				
15- 10	0- 0	0- 2	OVERALL	0- 3	0- 3	15- 2				
7- 4	0- 0	0- 1	HOME	0- 1	0- 1	7- 1				
7- 5	0- 0	0- 1	AWAY	0- 2	0- 2	7- 0				
1- 1	0- 0	0- 0	NEUTRAL	0- 0	0- 0	1- 1				
5- 4	0- 0	0- 0	NON-CONFERENCE	0- 2	0- 1	5- 1				
2- 0	0- 0	0- 0	HOME	0- 0	0- 0	2- 0				
2- 3	0- 0	0- 0	AWAY	0- 2	0- 1	2- 0				
1- 1	0- 0	0- 0	NEUTRAL	0- 0	0- 0	1- 1				
10- 6	0- 0	0- 2	CONFERENCE	0- 1	0- 2	10- 1				
5- 4	0- 0	0- 1	HOME	0- 1	0- 1	5- 1				
5- 2	0- 0	0- 1	AWAY	0- 0	0- 1	5- 0				
0- 0	0- 0	0- 0	NEUTRAL	0- 0	0- 0	0- 0				

RPI S	Opponent	Score	RPI S	Opponent	Score	RPI S	Opponent	Score	RPI S	Opponent	Score	Team's RPI: 211
50	A UT Martin	62 71	50	H UT Martin	65 86	57	H Belmont	47 59	119	A Southeast Mo. St.	72 87	
						58	A Middle Tenn.	58 64	119	H Southeast Mo. St.	59 72	
						99	A Southern Ill.	65 76	120	A Vanderbilt	61 75	
									175	A Samford	72 57	
									178	N Northern Ill.	74 82	
									179	H Austin Peay	58 49	
									213	A Eastern Ill.	75 62	
									227	H Murray St.	77 72	
									251	H Lipscomb	78 58	
									253	H Jacksonville St.	50 66	
									280	A Morehead St.	75 55	
									280	H Morehead St.	82 75	
									284	A Eastern Ky.	60 42	
									284	H Eastern Ky.	87 82	
									332	N Detroit Mercy	69 47	
									334	A Tennessee St.	81 69	
									334	H Tennessee St.	88 47	
									338	A Western Caro.	62 58	
									339	A SIUE	65 50	
									350	H La.-Monroe	75 68	
LAST 10 Division I												
119	H Southeast Mo. St.	59 72	50	A UT Martin	62 71							
50	H UT Martin	65 86	334	H Tennessee St.	88 47							
334	A Tennessee St.	81 69	57	H Belmont	47 59							
253	H Jacksonville St.	50 66	284	H Eastern Ky.	87 82							
119	A Southeast Mo. St.	72 87	280	H Morehead St.	82 75							

Non-Div I Games: Tenn. Wesleyan 94 45 Cumberland (TN) 88 51

Tennessee Tech

Loss, Non-Conf, S Site, H Home A Away N Neutral

Average RPI Win:	142	WON-LOST	WINNING	LAST 10	STRENGTH OF	OPP. STRENGTH	TEAM	ADJ.	CONF.	ADJ CONF.
Average RPI Loss:	66	RECORD	PCT. RANK	GAMES	SCHEDULE	OF SCHEDULE	RPI	RPI	RPI	RPI
DIV. I ONLY	16- 10	95	6-4	26	61	52	52	3	3	
DIV. I NON-CONF.	8- 4	90	0	83	158	83	83	3	3	
TOTALS	RPI 1-25	RPI 26-50	W-L RECORDS	RPI 51-100	RPI 101-150	RPI 150+				
16- 10	1- 4	2- 0	OVERALL	5- 4	3- 1	5- 1				
9- 5	1- 3	1- 0	HOME	1- 2	2- 0	4- 0				
6- 4	0- 0	1- 0	AWAY	4- 2	1- 1	0- 1				
1- 1	0- 1	0- 0	NEUTRAL	0- 0	0- 0	1- 0				
8- 4	1- 2	1- 0	NON-CONFERENCE	1- 1	0- 0	5- 1				
6- 1	1- 1	1- 0	HOME	0- 0	0- 0	4- 0				
1- 2	0- 0	0- 0	AWAY	1- 1	0- 0	0- 1				
1- 1	0- 1	0- 0	NEUTRAL	0- 0	0- 0	1- 0				
8- 6	0- 2	1- 0	CONFERENCE	4- 3	3- 1	0- 0				
3- 4	0- 2	0- 0	HOME	1- 2	2- 0	0- 0				
5- 2	0- 0	1- 0	AWAY	3- 1	1- 1	0- 0				
0- 0	0- 0	0- 0	NEUTRAL	0- 0	0- 0	0- 0				

RPI	S	Opponent	Score	RPI	S	Opponent	Score	RPI	S	Opponent	Score	RPI	S	Opponent	Score
4	H	Baylor	44 64	46	A	Oklahoma St.	61 56	51	A	Iowa St.	81 75	121	A	Kansas	67 82
7	H	Stanford	69 64	47	H	Ohio	73 60	51	H	Iowa St.	51 69	121	H	Kansas	85 77
17	H	TCU	63 65					55	A	Tennessee	66 60	137	A	Texas Tech	81 66
20	N	NC State	73 84					56	A	Oklahoma	70 53	137	H	Texas Tech	92 66
24	H	Arizona	58 83					59	A	West Virginia	63 68	197	A	Hawaii	60 73
								59	H	West Virginia	50 44	244	H	Southern U.	93 39
								69	A	South Fla.	57 64	257	N	North Texas	63 57
								94	A	Kansas St.	71 63	311	H	UTSA	84 53
								94	H	Kansas St.	54 60	315	H	UTRGV	85 69
												337	H	Northwestern St.	91 49
LAST 10 Division I															
94	H	Kansas St.	54 60	4	H	Baylor	44 64								
59	H	West Virginia	50 44	56	A	Oklahoma	70 53								
121	A	Kansas	67 82	46	A	Oklahoma St.	61 56								
51	H	Iowa St.	51 69	121	H	Kansas	85 77								
137	A	Texas Tech	81 66	94	A	Kansas St.	71 63								

Non-Div I Games:

Texas

■ Loss,
 ■ Non-Conf,
 ■ S Site,
 ■ H Home
 ■ A Away
 N Neutral

Average RPI Win:	114	WON-LOST	WINNING	LAST 10	STRENGTH OF	OPP. STRENGTH	TEAM	ADJ.	CONF.	ADJ CONF.
Average RPI Loss:	26	RECORD	PCT. RANK	GAMES	SCHEDULE	OF SCHEDULE	RPI	RPI	RPI	RPI
DIV. I ONLY	22- 5	26	8-2	25	16	13	13	4	4	
DIV. I NON-CONF.	12- 1	10	0	36	20	7	7	5	5	
TOTALS	RPI 1-25	RPI 26-50	W-L RECORDS	RPI 51-100	RPI 101-150	RPI 150+				
22- 5	1- 3	3- 2	OVERALL	9- 0	4- 0	5- 0				
14- 1	1- 0	2- 1	HOME	2- 0	4- 0	5- 0				
6- 3	0- 2	1- 1	AWAY	5- 0	0- 0	0- 0				
2- 1	0- 1	0- 0	NEUTRAL	2- 0	0- 0	0- 0				
12- 1	1- 1	2- 0	NON-CONFERENCE	5- 0	0- 0	4- 0				
8- 0	1- 0	2- 0	HOME	1- 0	0- 0	4- 0				
2- 0	0- 0	0- 0	AWAY	2- 0	0- 0	0- 0				
2- 1	0- 1	0- 0	NEUTRAL	2- 0	0- 0	0- 0				
10- 4	0- 2	1- 2	CONFERENCE	4- 0	4- 0	1- 0				
6- 1	0- 0	0- 1	HOME	1- 0	4- 0	1- 0				
4- 3	0- 2	1- 1	AWAY	3- 0	0- 0	0- 0				
0- 0	0- 0	0- 0	NEUTRAL	0- 0	0- 0	0- 0				

RPI 1-25				RPI 26-50				RPI 51-100				RPI 101+			
RPI	S	Opponent	Score	RPI	S	Opponent	Score	RPI	S	Opponent	Score	RPI	S	Opponent	Score
15	A	Mississippi St.	57 69	29	H	Duke	79 58	55	A	Tennessee	73 71	109	H	Auburn	84 54
17	H	TCU	70 68	34	A	LSU	58 59	65	A	Alabama	79 74	120	H	Vanderbilt	74 53
23	A	Kentucky	54 76	34	H	LSU	54 57	66	N	Georgia Tech	60 48	130	H	Florida	69 42
25	N	Florida St.	58 80	35	A	Arkansas	84 77	68	A	Rice	62 61	145	H	Missouri	72 53
				46	H	Oklahoma St.	74 62	71	A	Georgia	64 47	190	H	Houston	72 43
								71	H	Georgia	64 63	196	H	Little Rock	78 35
								81	N	Montana St.	78 67	242	H	Central Ark.	76 46
								83	A	Southern California	74 64	286	H	Ole Miss	79 35
								96	H	A&M-Corpus Christi	85 48	296	H	Prairie View	80 38
LAST 10 Division I															
109	H	Auburn	84 54	34	A	LSU	58 59	71	H	Georgia	64 63	145	H	Missouri	72 53
71	A	Georgia	64 47	55	A	Tennessee	73 71	65	A	Alabama	79 74	120	H	Vanderbilt	74 53
15	A	Mississippi St.	57 69	66	N	Georgia Tech	60 48	68	A	Rice	62 61	130	H	Florida	69 42

Non-Div I Games:

Texas A&M

Average RPI Win:	268	WON-LOST	WINNING	LAST 10	STRENGTH OF	OPP. STRENGTH	TEAM	ADJ.	CONF.	ADJ CONF.
Average RPI Loss:	108	RECORD	PCT. RANK	GAMES	SCHEDULE	OF SCHEDULE	RPI	RPI	RPI	RPI
DIV. I ONLY	15- 9	92	7-3	266	278	146	146	32	32	
DIV. I NON-CONF.	5- 6	187	0	27	23	49	49	31	31	
TOTALS	RPI 1-25	RPI 26-50	W-L RECORDS	RPI 51-100	RPI 101-150	RPI 150+				
15- 9	0- 2	0- 0	OVERALL	1- 2	1- 2	13- 3				
7- 1	0- 0	0- 0	HOME	1- 0	0- 0	6- 1				
8- 6	0- 2	0- 0	AWAY	0- 2	1- 0	7- 2				
0- 2	0- 0	0- 0	NEUTRAL	0- 0	0- 2	0- 0				
5- 6	0- 2	0- 0	NON-CONFERENCE	1- 2	1- 2	3- 0				
1- 0	0- 0	0- 0	HOME	1- 0	0- 0	0- 0				
4- 4	0- 2	0- 0	AWAY	0- 2	1- 0	3- 0				
0- 2	0- 0	0- 0	NEUTRAL	0- 0	0- 2	0- 0				
10- 3	0- 0	0- 0	CONFERENCE	0- 0	0- 0	10- 3				
6- 1	0- 0	0- 0	HOME	0- 0	0- 0	6- 1				
4- 2	0- 0	0- 0	AWAY	0- 0	0- 0	4- 2				
0- 0	0- 0	0- 0	NEUTRAL	0- 0	0- 0	0- 0				

RPI 1-25				RPI 26-50				RPI 51-100				RPI 101+ Team's RPI: 146			
RPI	S	Opponent	Score	RPI	S	Opponent	Score	RPI	S	Opponent	Score	RPI	S	Opponent	Score
2	A	Oregon	63 99					51	A	Iowa St.	59 79	105	A	UT Arlington	74 63
12	A	Gonzaga	45 80					68	H	Rice	63 56	107	N	Utah	52 61
								74	A	Colorado	50 74	122	N	UAB	68 84
												155	A	Jackson St.	79 81
												155	H	Jackson St.	61 72
												156	A	Tulane	72 62
												197	A	Hawaii	74 57
												244	H	Southern U.	61 56
												254	A	Alabama A&M	65 58
												296	A	Prairie View	47 50
												296	H	Prairie View	88 65
												315	A	UTRGV	71 44
												329	H	Alcorn	105 70
												333	A	Alabama St.	81 54
												336	H	Ark.-Pine Bluff	78 77
												345	A	Grambling	89 85
												345	H	Grambling	85 62
												351	A	Mississippi Val.	86 79
												351	H	Mississippi Val.	88 58
LAST 10 Division I															
				351	A	Mississippi Val.	86 79					254	A	Alabama A&M	65 58
				345	H	Grambling	85 62					336	H	Ark.-Pine Bluff	78 77
				155	H	Jackson St.	61 72					351	H	Mississippi Val.	88 58
				296	A	Prairie View	47 50					345	A	Grambling	89 85
				333	A	Alabama St.	81 54					155	A	Jackson St.	79 81

Non-Div I Games:

Texas Southern

■ Loss,
 ■ Non-Conf,
 ■ S Site,
 ■ Home
 ■ Away
 N Neutral

Average RPI Win:	203	WON-LOST	WINNING	LAST 10	STRENGTH OF	OPP. STRENGTH	TEAM	ADJ.	CONF.	ADJ CONF.
Average RPI Loss:	177	RECORD	PCT. RANK	GAMES	SCHEDULE	OF SCHEDULE	RPI	RPI	RPI	RPI
DIV. I ONLY	8- 15	261	3-7	190	217	255	255	21	21	
DIV. I NON-CONF.	5- 4	140	0	213	227	139	139	21	21	
TOTALS	RPI 1-25	RPI 26-50	W-L RECORDS	RPI 51-100	RPI 101-150	RPI 150+				
8- 15	0- 1	0- 1	OVERALL	1- 2	1- 2	6- 9				
5- 6	0- 0	0- 0	HOME	1- 1	1- 0	3- 5				
3- 9	0- 1	0- 1	AWAY	0- 1	0- 2	3- 4				
0- 0	0- 0	0- 0	NEUTRAL	0- 0	0- 0	0- 0				
5- 4	0- 1	0- 0	NON-CONFERENCE	1- 0	0- 1	4- 2				
4- 0	0- 0	0- 0	HOME	1- 0	0- 0	3- 0				
1- 4	0- 1	0- 0	AWAY	0- 0	0- 1	1- 2				
0- 0	0- 0	0- 0	NEUTRAL	0- 0	0- 0	0- 0				
3- 11	0- 0	0- 1	CONFERENCE	0- 2	1- 1	2- 7				
1- 6	0- 0	0- 0	HOME	0- 1	1- 0	0- 5				
2- 5	0- 0	0- 1	AWAY	0- 1	0- 1	2- 2				
0- 0	0- 0	0- 0	NEUTRAL	0- 0	0- 0	0- 0				

RPI 1-25				RPI 26-50				RPI 51-100				RPI 101+ Team's RPI: 255			
RPI	S	Opponent	Score	RPI	S	Opponent	Score	RPI	S	Opponent	Score	RPI	S	Opponent	Score
17	A	TCU	52 79	48	A	Troy	50 84	78	A	Coastal Caro.	67 75	105	A	UT Arlington	49 69
								78	H	Coastal Caro.	59 69	105	H	UT Arlington	72 55
								96	H	A&M-Corpus Christi	57 48	121	A	Kansas	48 68
												157	H	New Orleans	51 49
												164	A	Dartmouth	61 51
												196	A	Little Rock	50 47
												196	H	Little Rock	66 78
												206	H	Louisiana	67 73
												218	A	Oral Roberts	57 63
												238	A	Appalachian St.	65 73
												238	H	Appalachian St.	47 59
												246	A	Morgan St.	62 72
												248	A	South Alabama	76 78
												262	A	Arkansas St.	83 69
												262	H	Arkansas St.	53 56
												311	H	UTSA	74 69
												329	H	Alcorn	67 59
												350	H	La.-Monroe	55 58
LAST 10 Division I															
105	A	UT Arlington	49 69	105	H	UT Arlington	72 55								
262	A	Arkansas St.	83 69	248	A	South Alabama	76 78								
196	A	Little Rock	50 47	48	A	Troy	50 84								
238	H	Appalachian St.	47 59	206	H	Louisiana	67 73								
78	H	Coastal Caro.	59 69	350	H	La.-Monroe	55 58								

Non-Div I Games: Texas Lutheran 72 31 Tex. Permian Basin 83 45

Texas St.

Average RPI Win:	217	WON-LOST	WINNING	LAST 10	STRENGTH OF	OPP. STRENGTH	TEAM	ADJ.	CONF.	ADJ CONF.
Average RPI Loss:	59	RECORD	PCT. RANK	GAMES	SCHEDULE	OF SCHEDULE	RPI	RPI	RPI	RPI
DIV. I ONLY	16- 9	83	4-6	212	80	137	137	3	3	
DIV. I NON-CONF.	11- 0	1	0	350	344	165	165	3	3	
TOTALS	RPI 1-25	RPI 26-50	W-L RECORDS	RPI 51-100	RPI 101-150	RPI 150+				
16- 9	1- 2	1- 0	OVERALL	2- 6	2- 1	10- 0				
12- 4	0- 1	1- 0	HOME	1- 3	1- 0	9- 0				
3- 5	1- 1	0- 0	AWAY	1- 3	1- 1	0- 0				
1- 0	0- 0	0- 0	NEUTRAL	0- 0	0- 0	1- 0				
11- 0	0- 0	0- 0	NON-CONFERENCE	0- 0	1- 0	10- 0				
9- 0	0- 0	0- 0	HOME	0- 0	0- 0	9- 0				
1- 0	0- 0	0- 0	AWAY	0- 0	1- 0	0- 0				
1- 0	0- 0	0- 0	NEUTRAL	0- 0	0- 0	1- 0				
5- 9	1- 2	1- 0	CONFERENCE	2- 6	1- 1	0- 0				
3- 4	0- 1	1- 0	HOME	1- 3	1- 0	0- 0				
2- 5	1- 1	0- 0	AWAY	1- 3	0- 1	0- 0				
0- 0	0- 0	0- 0	NEUTRAL	0- 0	0- 0	0- 0				

RPI 1-25				RPI 26-50				RPI 51-100				RPI 101+ Team's RPI: 137			
RPI	S	Opponent	Score	RPI	S	Opponent	Score	RPI	S	Opponent	Score	RPI	S	Opponent	Score
4	A	Baylor	79 87	46	H	Oklahoma St.	109 79	51	A	Iowa St.	77 74	116	A	San Diego	64 60
4	H	Baylor	62 77					51	H	Iowa St.	66 96	121	A	Kansas	50 67
17	A	TCU	80 76					52	A	Texas	66 92	121	H	Kansas	89 72
								52	H	Texas	66 81	153	H	Sam Houston St.	99 57
								56	H	Oklahoma	89 84	286	H	Ole Miss	84 48
								59	A	West Virginia	60 67	296	H	Prairie View	82 48
								94	A	Kansas St.	70 84	311	H	UTSA	115 58
								94	H	Kansas St.	72 76	316	H	Houston Baptist	59 51
												335	N	Purdue Fort Wayne	82 48
												336	H	Ark.-Pine Bluff	81 55
												337	H	Northwestern St.	79 49
												341	H	Florida A&M	98 60
												350	H	La.-Monroe	83 38
LAST 10 Division I															
51	A	Iowa St.	77 74	94	A	Kansas St.	70 84								
4	H	Baylor	62 77	46	H	Oklahoma St.	109 79								
59	A	West Virginia	60 67	4	A	Baylor	79 87								
121	H	Kansas	89 72	56	H	Oklahoma	89 84								
52	H	Texas	66 81	121	A	Kansas	50 67								

Non-Div I Games:

Texas Tech

■ Loss,
 ■ Non-Conf, S Site,
 ■ Home
 ■ Away
 N Neutral

T
o
l
e
d
o

Toledo				Through Games Of Feb. 23, 2020						
Average RPI Win:	194	WON-LOST	WINNING	LAST 10	STRENGTH OF	OPP. STRENGTH	TEAM	ADJ.	CONF.	ADJ CONF.
Average RPI Loss:	113	RECORD	PCT. RANK	GAMES	SCHEDULE	OF SCHEDULE	RPI	RPI	RPI	RPI
DIV. I ONLY		11- 14	210	3-7	112	135	173	173	10	10
DIV. I NON-CONF.		5- 6	187	0	174	222	200	200	9	9
<hr/>										
TOTALS	RPI 1-25	RPI 26-50		W-L RECORDS		RPI 51-100		RPI 101-150		RPI 150+
11- 14	0- 1	0- 2		OVERALL		1- 2		4- 6		6- 3
6- 6	0- 0	0- 0		HOME		1- 2		2- 2		3- 2
4- 7	0- 1	0- 1		AWAY		0- 0		1- 4		3- 1
1- 1	0- 0	0- 1		NEUTRAL		0- 0		1- 0		0- 0
<hr/>										
5- 6	0- 0	0- 1		NON-CONFERENCE		1- 1		1- 3		3- 1
2- 3	0- 0	0- 0		HOME		1- 1		0- 1		1- 1
2- 2	0- 0	0- 0		AWAY		0- 0		0- 2		2- 0
1- 1	0- 0	0- 1		NEUTRAL		0- 0		1- 0		0- 0
<hr/>										
6- 8	0- 1	0- 1		CONFERENCE		0- 1		3- 3		3- 2
4- 3	0- 0	0- 0		HOME		0- 1		2- 1		2- 1
2- 5	0- 1	0- 1		AWAY		0- 0		1- 2		1- 1
0- 0	0- 0	0- 0		NEUTRAL		0- 0		0- 0		0- 0

T
o
l
e
d
o

RPI 1-25				RPI 26-50				RPI 51-100				RPI 101+ Team's RPI: 173			
RPI	S	Opponent	Score	RPI	S	Opponent	Score	RPI	S	Opponent	Score	RPI	S	Opponent	Score
18	A	Central Mich.	66 73	47	A	Ohio	58 86	53	H	Dayton	42 60	103	A	Kent St.	68 87
				48	N	Troy	64 71	57	H	Belmont	53 48	103	H	Kent St.	69 60
								70	H	Ball St.	58 60	114	A	Notre Dame	51 54
												115	N	Pacific	66 65
												134	A	Duquesne	74 79
												143	A	Buffalo	78 62
												143	H	Buffalo	71 59
												149	H	Valparaiso	54 61
												150	A	Western Mich.	72 84
												150	H	Western Mich.	58 70
												152	H	Akron	65 61
												160	H	Eastern Mich.	62 77
												178	A	Northern Ill.	63 51
												191	H	Memphis	76 83
												198	A	Miami (OH)	83 92
												263	H	Bowling Green	79 72
												312	A	Georgia St.	74 48
												332	A	Detroit Mercy	82 64
												340	H	Canisius	83 65
<hr/>															
LAST 10 Division I															
150	H	Western Mich.	58 70	198	A	Miami (OH)	83 92								
47	A	Ohio	58 86	103	H	Kent St.	69 60								
103	A	Kent St.	68 87	160	H	Eastern Mich.	62 77								
70	H	Ball St.	58 60	18	A	Central Mich.	66 73								
143	A	Buffalo	78 62	263	H	Bowling Green	79 72								

Non-Div I Games:

Toledo

Average RPI Win: 221	WON-LOST	WINNING	LAST 10	STRENGTH OF	OPP. STRENGTH	TEAM	ADJ.	CONF.	ADJ CONF.
Average RPI Loss: 116	RECORD	PCT. RANK	GAMES	SCHEDULE	OF SCHEDULE	RPI	RPI	RPI	RPI
DIV. I ONLY	12- 12	172	6-4	174	113	176	176	14	14
DIV. I NON-CONF.	4- 6	212	0	142	48	213	213	13	13
TOTALS	RPI 1-25	RPI 26-50	W-L RECORDS	RPI 51-100	RPI 101-150	RPI 150+			
12- 12	0- 1	1- 3	OVERALL	0- 1	2- 3	9- 4			
8- 4	0- 0	1- 0	HOME	0- 1	2- 1	5- 2			
3- 7	0- 0	0- 3	AWAY	0- 0	0- 2	3- 2			
1- 1	0- 1	0- 0	NEUTRAL	0- 0	0- 0	1- 0			
4- 6	0- 1	0- 1	NON-CONFERENCE	0- 1	1- 1	3- 2			
3- 2	0- 0	0- 0	HOME	0- 1	1- 0	2- 1			
0- 3	0- 0	0- 1	AWAY	0- 0	0- 1	0- 1			
1- 1	0- 1	0- 0	NEUTRAL	0- 0	0- 0	1- 0			
8- 6	0- 0	1- 2	CONFERENCE	0- 0	1- 2	6- 2			
5- 2	0- 0	1- 0	HOME	0- 0	1- 1	3- 1			
3- 4	0- 0	0- 2	AWAY	0- 0	0- 1	3- 1			
0- 0	0- 0	0- 0	NEUTRAL	0- 0	0- 0	0- 0			

RPI	S	Opponent	Score	RPI	S	Opponent	Score	RPI	S	Opponent	Score	RPI	S	Opponent	Score	Team's RPI: 176
9	N	Iowa	72 100	40	A	James Madison	39 81	91	H	Temple	59 74	113	H	William & Mary	75 83	
				40	H	James Madison	76 75					116	A	San Diego	67 81	
				43	A	Drexel	50 59					127	A	Northeastern	63 66	
				44	A	Rutgers	53 67					127	H	Northeastern	81 68	
												140	H	Mt. St. Mary's	73 57	
												174	H	Elon	61 74	
												180	A	Delaware	62 69	
												181	H	American	63 60	
												205	H	Penn St.	67 73	
												222	N	Iona	75 58	
												228	H	Marshall	59 56	
												247	A	San Diego St.	72 80	
												265	A	Col. of Charleston	79 62	
												265	H	Col. of Charleston	83 72	
												273	A	UNCW	62 41	
												273	H	UNCW	78 45	
												318	A	Hofstra	71 54	
												318	H	Hofstra	84 71	
LAST 10 Division I																
				127	A	Northeastern	63 66	180	A	Delaware	62 69					
				318	A	Hofstra	71 54	43	A	Drexel	50 59					
				265	H	Col. of Charleston	83 72	318	H	Hofstra	84 71					
				273	H	UNCW	78 45	127	H	Northeastern	81 68					
				40	A	James Madison	39 81	273	A	UNCW	62 41					

Non-Div I Games: Chestnut Hill 86 49

Towson

■ Loss,
 ■ Non-Conf,
 ■ S Site,
 ■ H Home
 ■ A Away
 N Neutral

Average RPI Win:	222	WON-LOST	WINNING	LAST 10	STRENGTH OF	OPP. STRENGTH	TEAM	ADJ.	CONF.	ADJ CONF.
Average RPI Loss:	82	RECORD	PCT. RANK	GAMES	SCHEDULE	OF SCHEDULE	RPI	RPI	RPI	RPI
DIV. I ONLY	20- 4	24	9-1	178	226	48	48	21	21	
DIV. I NON-CONF.	7- 2	53	0	101	81	25	25	21	21	
TOTALS	RPI 1-25	RPI 26-50	W-L RECORDS	RPI 51-100	RPI 101-150	RPI 150+				
20- 4	0- 1	0- 1	OVERALL	1- 1	3- 0	16- 1				
10- 1	0- 0	0- 0	HOME	1- 0	1- 0	8- 1				
8- 3	0- 1	0- 1	AWAY	0- 1	1- 0	7- 0				
2- 0	0- 0	0- 0	NEUTRAL	0- 0	1- 0	1- 0				
7- 2	0- 1	0- 1	NON-CONFERENCE	0- 0	2- 0	5- 0				
2- 0	0- 0	0- 0	HOME	0- 0	0- 0	2- 0				
3- 2	0- 1	0- 1	AWAY	0- 0	1- 0	2- 0				
2- 0	0- 0	0- 0	NEUTRAL	0- 0	1- 0	1- 0				
13- 2	0- 0	0- 0	CONFERENCE	1- 1	1- 0	11- 1				
8- 1	0- 0	0- 0	HOME	1- 0	1- 0	6- 1				
5- 1	0- 0	0- 0	AWAY	0- 1	0- 0	5- 0				
0- 0	0- 0	0- 0	NEUTRAL	0- 0	0- 0	0- 0				

RPI 1-25				RPI 26-50				Team's RPI: 48				RPI 51-100				RPI 101+			
RPI	S	Opponent	Score	RPI	S	Opponent	Score	RPI	S	Opponent	Score	RPI	S	Opponent	Score	RPI	S	Opponent	Score
15	A	Mississippi St.	82 122	29	A	Duke	85 99	78	A	Coastal Caro.	103 124	103	N	Kent St.	71 64	105	H	UT Arlington	85 69
								78	H	Coastal Caro.	84 77					118	A	Bethune-Cookman	68 62
																173	N	Toledo	71 64
																175	A	Samford	74 65
																195	A	Chattanooga	90 51
																196	H	Little Rock	77 59
																206	A	Louisiana	67 64
																206	H	Louisiana	73 79
																238	A	Appalachian St.	81 61
																238	H	Appalachian St.	84 55
																248	H	South Alabama	85 68
																253	H	Jacksonville St.	94 64
																255	H	Texas St.	84 50
																262	H	Arkansas St.	79 64
																290	H	ETSU	79 61
																298	A	Ga. Southern	79 69
																312	A	Georgia St.	71 57
																350	A	La.-Monroe	72 65
																350	H	La.-Monroe	77 65
LAST 10 Division I																			
262	H	Arkansas St.	79 64	350	H	La.-Monroe	77 65												
196	H	Little Rock	77 59	248	H	South Alabama	85 68												
238	A	Appalachian St.	81 61	105	H	UT Arlington	85 69												
78	A	Coastal Caro.	103 124	255	H	Texas St.	84 50												
206	A	Louisiana	67 64	312	A	Georgia St.	71 57												

Non-Div I Games: AUM 72 42 Fort Valley St. 101 52

Troy

Tulane

Through Games Of Feb. 23, 2020

Average RPI Win: 187	WON-LOST	WINNING	LAST 10	STRENGTH OF	OPP. STRENGTH	TEAM	ADJ.	CONF.	ADJ CONF.
Average RPI Loss: 101	RECORD	PCT. RANK	GAMES	SCHEDULE	OF SCHEDULE	RPI	RPI	RPI	RPI
DIV. I ONLY	12- 15	206	3-7	71	94	156	156	9	9
DIV. I NON-CONF.	5- 8	221	0	79	119	198	198	10	10
TOTALS	RPI 1-25	RPI 26-50	W-L RECORDS	RPI 51-100	RPI 101-150	RPI 150+			
12- 15	0- 1	1- 2	OVERALL	1- 7	1- 1	9- 4			
7- 9	0- 0	1- 1	HOME	1- 4	0- 1	5- 3			
5- 4	0- 1	0- 0	AWAY	0- 2	1- 0	4- 1			
0- 2	0- 0	0- 1	NEUTRAL	0- 1	0- 0	0- 0			
5- 8	0- 0	0- 2	NON-CONFERENCE	0- 4	1- 1	4- 1			
3- 6	0- 0	0- 1	HOME	0- 3	0- 1	3- 1			
2- 0	0- 0	0- 0	AWAY	0- 0	1- 0	1- 0			
0- 2	0- 0	0- 1	NEUTRAL	0- 1	0- 0	0- 0			
7- 7	0- 1	1- 0	CONFERENCE	1- 3	0- 0	5- 3			
4- 3	0- 0	1- 0	HOME	1- 1	0- 0	2- 2			
3- 4	0- 1	0- 0	AWAY	0- 2	0- 0	3- 1			
0- 0	0- 0	0- 0	NEUTRAL	0- 0	0- 0	0- 0			

RPI	S	Opponent	Score	RPI	S	Opponent	Score	RPI	S	Opponent	Score	RPI	S	Opponent	Score	Team's RPI: 156
6	A	UConn	31 74	34	H	LSU	54 59	58	H	Middle Tenn.	62 64	123	A	Washington	64 62	
				39	H	UCF	60 59	65	H	Alabama	56 66	146	H	Texas Southern	62 72	
				49	N	Charlotte	56 60	69	A	South Fla.	56 63	155	H	Jackson St.	82 46	
								69	H	South Fla.	43 53	158	A	Wichita St.	61 56	
								74	H	Colorado	52 62	158	H	Wichita St.	68 69	
								77	A	Cincinnati	63 87	190	H	Houston	60 66	
								77	H	Cincinnati	64 59	191	A	Memphis	62 64	
								79	N	Boston College	76 89	191	H	Memphis	59 55	
												203	A	Southern Miss.	62 58	
												219	A	SMU	67 66	
												242	H	Central Ark.	65 38	
												248	H	South Alabama	53 62	
												272	A	Tulsa	50 46	
												272	H	Tulsa	64 62	
												298	H	Ga. Southern	56 40	
LAST 10 Division I																
				77	A	Cincinnati	63 87	190	H	Houston	60 66					
				6	A	UConn	31 74	272	A	Tulsa	50 46					
				158	H	Wichita St.	68 69	69	A	South Fla.	56 63					
				69	H	South Fla.	43 53	39	H	UCF	60 59					
				191	A	Memphis	62 64	77	H	Cincinnati	64 59					

Non-Div I Games:

Tulane

■ Loss,
 ■ Non-Conf,
 ■ S Site,
 ■ H Home
 ■ A Away
 N Neutral

Average RPI Win: 245	WON-LOST	WINNING	LAST 10	STRENGTH OF	OPP. STRENGTH	TEAM	ADJ.	CONF.	ADJ CONF.
Average RPI Loss: 117	RECORD	PCT. RANK	GAMES	SCHEDULE	OF SCHEDULE	RPI	RPI	RPI	RPI
DIV. I ONLY	7- 20	304	2-8	116	100	272	272	9	9
DIV. I NON-CONF.	5- 8	221	0	108	169	202	202	10	10
TOTALS	RPI 1-25	RPI 26-50	W-L RECORDS	RPI 51-100	RPI 101-150	RPI 150+			
7- 20	0- 1	0- 5	OVERALL	0- 4	0- 1	7- 9			
6- 7	0- 0	0- 2	HOME	0- 3	0- 0	6- 2			
1- 11	0- 1	0- 1	AWAY	0- 1	0- 1	1- 7			
0- 2	0- 0	0- 2	NEUTRAL	0- 0	0- 0	0- 0			
5- 8	0- 0	0- 4	NON-CONFERENCE	0- 1	0- 1	5- 2			
4- 2	0- 0	0- 1	HOME	0- 1	0- 0	4- 0			
1- 4	0- 0	0- 1	AWAY	0- 0	0- 1	1- 2			
0- 2	0- 0	0- 2	NEUTRAL	0- 0	0- 0	0- 0			
2- 12	0- 1	0- 1	CONFERENCE	0- 3	0- 0	2- 7			
2- 5	0- 0	0- 1	HOME	0- 2	0- 0	2- 2			
0- 7	0- 1	0- 0	AWAY	0- 1	0- 0	0- 5			
0- 0	0- 0	0- 0	NEUTRAL	0- 0	0- 0	0- 0			

RPI	S	Opponent	Score	RPI	S	Opponent	Score	RPI	S	Opponent	Score	RPI	S	Opponent	Score	Team's RPI: 272
6	A	UConn	34 92	31	N	Western Ky.	63 76	69	H	South Fla.	52 68	117	A	Abilene Christian	63 73	
				35	A	Arkansas	41 91	77	A	Cincinnati	53 78	156	A	Tulane	62 64	
				37	N	Marquette	60 61	91	H	Temple	65 74	156	H	Tulane	46 50	
				39	H	UCF	49 62	95	H	SFA	63 67	158	A	Wichita St.	46 57	
				46	H	Oklahoma St.	48 78					158	H	Wichita St.	61 70	
												191	A	Memphis	44 63	
												196	A	Little Rock	51 63	
												217	A	Stetson	60 66	
												218	H	Oral Roberts	67 65	
												219	A	SMU	38 57	
												219	H	SMU	65 58	
												221	A	UTEP	58 51	
												243	A	East Carolina	42 59	
												243	H	East Carolina	58 56	
												261	H	Colorado St.	61 55	
												262	H	Arkansas St.	79 77	
												292	H	LMU (CA)	75 56	
LAST 10 Division I																
				158	H	Wichita St.	61 70	191	A	Memphis	44 63					
				243	A	East Carolina	42 59	156	H	Tulane	46 50					
				219	H	SMU	65 58	219	A	SMU	38 57					
				77	A	Cincinnati	53 78	243	H	East Carolina	58 56					
				39	H	UCF	49 62	6	A	UConn	34 92					

Non-Div I Games:

Tulsa

■ Loss,
■ Non-Conf,
■ S Site,
■ H Home
■ A Away
N Neutral

Average RPI Win:	213	WON-LOST	WINNING	LAST 10	STRENGTH OF	OPP. STRENGTH	TEAM	ADJ.	CONF.	ADJ CONF.
Average RPI Loss:	92	RECORD	PCT. RANK	GAMES	SCHEDULE	OF SCHEDULE	RPI	RPI	RPI	RPI
DIV. I ONLY	15- 10	106	7-3	145	128	122	122	13	13	
DIV. I NON-CONF.	6- 4	123	0	235	168	173	173	16	16	
TOTALS	RPI 1-25	RPI 26-50	W-L RECORDS	RPI 51-100	RPI 101-150	RPI 150+				
15- 10	0- 0	1- 2	OVERALL	1- 5	2- 1	11- 2				
9- 4	0- 0	1- 1	HOME	0- 2	1- 1	7- 0				
5- 5	0- 0	0- 1	AWAY	1- 2	0- 0	4- 2				
1- 1	0- 0	0- 0	NEUTRAL	0- 1	1- 0	0- 0				
6- 4	0- 0	0- 0	NON-CONFERENCE	0- 2	2- 1	4- 1				
4- 1	0- 0	0- 0	HOME	0- 0	1- 1	3- 0				
1- 2	0- 0	0- 0	AWAY	0- 1	0- 0	1- 1				
1- 1	0- 0	0- 0	NEUTRAL	0- 1	1- 0	0- 0				
9- 6	0- 0	1- 2	CONFERENCE	1- 3	0- 0	7- 1				
5- 3	0- 0	1- 1	HOME	0- 2	0- 0	4- 0				
4- 3	0- 0	0- 1	AWAY	1- 1	0- 0	3- 1				
0- 0	0- 0	0- 0	NEUTRAL	0- 0	0- 0	0- 0				

RPI S	Opponent	Score	RPI S	Opponent	Score	RPI S	Opponent	Score	RPI S	Opponent	Score	Team's RPI: 122
26	H Old Dominion	76 65	56	A Oklahoma	75 82	101	H Boise St.	81 83				
31	A Western Ky.	65 69	58	A Middle Tenn.	61 59	109	H Auburn	80 75				
49	H Charlotte	75 83	58	H Middle Tenn.	52 62	146	N Texas Southern	84 68				
			68	A Rice	53 64	175	H Samford	76 69				
			68	H Rice	65 74	191	A Memphis	52 77				
			74	N Colorado	69 77	201	H Fla. Atlantic	92 73				
						203	A Southern Miss.	74 68				
						221	H UTEP	63 51				
						228	A Marshall	56 61				
						248	H South Alabama	77 61				
						257	A North Texas	51 50				
						267	A Louisiana Tech	71 51				
						304	H FIU	71 58				
						311	H UTSA	94 55				
						329	A Alcorn	86 65				
						342	H McNeese	97 70				
LAST 10 Division I												
68	H Rice	65 74	221	H UTEP	63 51							
58	A Middle Tenn.	61 59	311	H UTSA	94 55							
58	H Middle Tenn.	52 62	267	A Louisiana Tech	71 51							
257	A North Texas	51 50	203	A Southern Miss.	74 68							
68	A Rice	53 64	201	H Fla. Atlantic	92 73							

Non-Div I Games: Ala.-Huntsville 74 57 Tuskegee 103 60

UAB

Loss, Non-Conf, S Site, H Home A Away N Neutral

Average RPI Win:	247	WON-LOST	WINNING	LAST 10	STRENGTH OF	OPP. STRENGTH	TEAM	ADJ.	CONF.	ADJ CONF.
Average RPI Loss:	168	RECORD	PCT. RANK	GAMES	SCHEDULE	OF SCHEDULE	RPI	RPI	RPI	RPI
DIV. I ONLY	14- 11	143	8-2	204	254	159	159	28	28	
DIV. I NON-CONF.	4- 8	235	0	114	139	211	211	26	26	
TOTALS	RPI 1-25	RPI 26-50	W-L RECORDS	RPI 51-100	RPI 101-150	RPI 150+				
14- 11	0- 1	0- 0	OVERALL	0- 3	1- 0	13- 7				
9- 3	0- 0	0- 0	HOME	0- 0	1- 0	8- 3				
5- 8	0- 1	0- 0	AWAY	0- 3	0- 0	5- 4				
0- 0	0- 0	0- 0	NEUTRAL	0- 0	0- 0	0- 0				
4- 8	0- 1	0- 0	NON-CONFERENCE	0- 3	1- 0	3- 4				
3- 2	0- 0	0- 0	HOME	0- 0	1- 0	2- 2				
1- 6	0- 1	0- 0	AWAY	0- 3	0- 0	1- 2				
0- 0	0- 0	0- 0	NEUTRAL	0- 0	0- 0	0- 0				
10- 3	0- 0	0- 0	CONFERENCE	0- 0	0- 0	10- 3				
6- 1	0- 0	0- 0	HOME	0- 0	0- 0	6- 1				
4- 2	0- 0	0- 0	AWAY	0- 0	0- 0	4- 2				
0- 0	0- 0	0- 0	NEUTRAL	0- 0	0- 0	0- 0				

RPI 1-25			RPI 26-50			RPI 51-100			RPI 101+ Team's RPI: 159		
RPI	S	Opponent	Score	RPI	S	RPI	S	Opponent	Score	RPI	S
7	A	Stanford	55 67			73	A	Fresno St.	65 73	135	H
						81	A	Montana St.	65 77	162	A
						85	A	Minnesota	67 76	166	A
										194	A
										197	A
										197	H
										204	H
										214	H
										229	A
										229	H
										231	H
										256	A
										256	H
										283	H
										288	H
										289	A
										289	H
										301	A
										307	H
										313	A
										313	H
LAST 10 Division I											
197	A	Hawaii	65 48	229	A	Cal St. Fullerton	72 61				
229	H	Cal St. Fullerton	61 71	256	H	UC Santa Barbara	66 63				
289	H	UC Irvine	65 53	283	H	CSUN	61 39				
313	H	Cal Poly	71 58	313	A	Cal Poly	42 36				
289	A	UC Irvine	68 73	256	A	UC Santa Barbara	56 46				

Non-Div I Games: William Jessup 96 32

UC Davis

■ Loss,
 ■ Non-Conf,
 ■ S Site,
 ■ H Home
 ■ A Away
 N Neutral

U
C
I
r
v
i
n
eU
C
I
r
v
i
n
e

UC Irvine

Page 300

UC Riverside

Through Games Of Feb. 23, 2020

Average RPI Win:	267	WON-LOST	WINNING	LAST 10	STRENGTH OF	OPP. STRENGTH	TEAM	ADJ.	CONF.	ADJ CONF.
Average RPI Loss:	201	RECORD	PCT. RANK	GAMES	SCHEDULE	OF SCHEDULE	RPI	RPI	RPI	RPI
DIV. I ONLY	8- 18	285	3-7	262	262	301	301	28	28	
DIV. I NON-CONF.	4- 10	259	0	191	204	260	260	26	26	
TOTALS	RPI 1-25	RPI 26-50	W-L RECORDS	RPI 51-100	RPI 101-150	RPI 150+				
8- 18	0- 2	0- 0	OVERALL	0- 1	0- 2	8- 13				
6- 5	0- 0	0- 0	HOME	0- 1	0- 0	6- 4				
2- 13	0- 2	0- 0	AWAY	0- 0	0- 2	2- 9				
0- 0	0- 0	0- 0	NEUTRAL	0- 0	0- 0	0- 0				
4- 10	0- 2	0- 0	NON-CONFERENCE	0- 1	0- 2	4- 5				
3- 2	0- 0	0- 0	HOME	0- 1	0- 0	3- 1				
1- 8	0- 2	0- 0	AWAY	0- 0	0- 2	1- 4				
0- 0	0- 0	0- 0	NEUTRAL	0- 0	0- 0	0- 0				
4- 8	0- 0	0- 0	CONFERENCE	0- 0	0- 0	4- 8				
3- 3	0- 0	0- 0	HOME	0- 0	0- 0	3- 3				
1- 5	0- 0	0- 0	AWAY	0- 0	0- 0	1- 5				
0- 0	0- 0	0- 0	NEUTRAL	0- 0	0- 0	0- 0				

RPI 1-25				RPI 26-50				RPI 51-100				RPI 101+ Team's RPI: 301			
RPI	S	Opponent	Score	RPI	S	Opponent	Score	RPI	S	Opponent	Score	RPI	S	Opponent	Score
2	A	Oregon	41 84					83	H	Southern California	59 76	102	A	VCU	51 67
24	A	Arizona	27 70									136	A	California	61 84
												159	H	UC Davis	75 70
												177	A	Southern Utah	68 79
												197	A	Hawaii	57 80
												197	H	Hawaii	59 65
												215	A	New Mexico	70 80
												221	A	UTEP	50 63
												229	A	Cal St. Fullerton	61 71
												233	H	CSU Bakersfield	53 52
												256	A	UC Santa Barbara	47 65
												256	H	UC Santa Barbara	66 61
												261	A	Colorado St.	40 52
												283	A	CSUN	67 62
												288	A	Long Beach St.	67 73
												288	H	Long Beach St.	58 57
												289	H	UC Irvine	53 77
												295	H	California Baptist	80 64
												302	H	Utah Valley	67 53
												313	A	Cal Poly	70 75
												313	H	Cal Poly	52 62
												319	A	New Mexico St.	60 58
												321	H	Weber St.	54 64
LAST 10 Division I															
256	A	UC Santa Barbara	47 65	289	H	UC Irvine	53 77								
313	H	Cal Poly	52 62	288	A	Long Beach St.	67 73								
288	H	Long Beach St.	58 57	197	H	Hawaii	59 65								
229	A	Cal St. Fullerton	61 71	313	A	Cal Poly	70 75								
283	A	CSUN	67 62	256	H	UC Santa Barbara	66 61								

Non-Div I Games:

UC Riverside

■ Loss,
 ■ Non-Conf,
 ■ S Site,
 ■ H Home
 ■ A Away
 N Neutral

Average RPI Win:	270	WON-LOST	WINNING	LAST 10	STRENGTH OF	OPP. STRENGTH	TEAM	ADJ.	CONF.	ADJ CONF.
Average RPI Loss:	189	RECORD	PCT. RANK	GAMES	SCHEDULE	OF SCHEDULE	RPI	RPI	RPI	RPI
DIV. I ONLY	11- 14	210	5-5	257	312	256	256	28	28	
DIV. I NON-CONF.	4- 8	235	0	186	285	266	266	26	26	
TOTALS	RPI 1-25	RPI 26-50	W-L RECORDS	RPI 51-100	RPI 101-150	RPI 150+				
11- 14	0- 1	0- 0	OVERALL	1- 1	0- 1	10- 11				
7- 5	0- 0	0- 0	HOME	1- 0	0- 1	6- 4				
3- 8	0- 1	0- 0	AWAY	0- 0	0- 0	3- 7				
1- 1	0- 0	0- 0	NEUTRAL	0- 1	0- 0	1- 0				
4- 8	0- 1	0- 0	NON-CONFERENCE	1- 1	0- 1	3- 5				
3- 2	0- 0	0- 0	HOME	1- 0	0- 1	2- 1				
0- 5	0- 1	0- 0	AWAY	0- 0	0- 0	0- 4				
1- 1	0- 0	0- 0	NEUTRAL	0- 1	0- 0	1- 0				
7- 6	0- 0	0- 0	CONFERENCE	0- 0	0- 0	7- 6				
4- 3	0- 0	0- 0	HOME	0- 0	0- 0	4- 3				
3- 3	0- 0	0- 0	AWAY	0- 0	0- 0	3- 3				
0- 0	0- 0	0- 0	NEUTRAL	0- 0	0- 0	0- 0				

RPI 1-25				RPI 26-50				RPI 51-100				RPI 101+ Team's RPI: 256			
RPI	S	Opponent	Score	RPI	S	Opponent	Score	RPI	S	Opponent	Score	RPI	S	Opponent	Score
24	A	Arizona	42 61					83	H	Southern California	57 46	115	H	Pacific	53 63
								95	N	SFA	56 67	159	A	UC Davis	63 66
												159	H	UC Davis	46 56
												161	H	San Jose St.	70 73
												166	A	Saint Mary's (CA)	43 64
												197	H	Hawaii	51 63
												226	A	Grand Canyon	57 58
												229	A	Cal St. Fullerton	75 66
												229	H	Cal St. Fullerton	68 70
												233	A	CSU Bakersfield	62 66
												247	H	San Diego St.	64 52
												283	A	CSUN	65 55
												283	H	CSUN	65 60
												288	A	Long Beach St.	53 59
												289	A	UC Irvine	65 61
												289	H	UC Irvine	67 57
												295	A	California Baptist	81 85
												301	A	UC Riverside	61 66
												301	H	UC Riverside	65 47
												302	H	Utah Valley	59 51
												313	H	Cal Poly	52 50
												348	N	Chicago St.	96 65
LAST 10 Division I															
				301	H	UC Riverside	65 47					289	H	UC Irvine	67 57
				283	H	CSUN	65 60					159	A	UC Davis	63 66
				283	A	CSUN	65 55					229	A	Cal St. Fullerton	75 66
				288	A	Long Beach St.	53 59					159	H	UC Davis	46 56
				197	H	Hawaii	51 63					301	A	UC Riverside	61 66

Non-Div I Games: Ottawa (AZ) 72 57

UC Santa Barbara

■ Loss,
 ■ Non-Conf,
 ■ S Site,
 ■ H Home
 ■ A Away
 N Neutral

Average RPI Win:	165	WON-LOST	WINNING	LAST 10	STRENGTH OF	OPP. STRENGTH	TEAM	ADJ.	CONF.	ADJ CONF.
Average RPI Loss:	53	RECORD	PCT. RANK	GAMES	SCHEDULE	OF SCHEDULE	RPI	RPI	RPI	RPI
DIV. I ONLY	16- 9	83	7-3	24	78	39	39	9	9	
DIV. I NON-CONF.	8- 4	90	0	25	85	44	44	10	10	
TOTALS	RPI 1-25	RPI 26-50	W-L RECORDS	RPI 51-100	RPI 101-150	RPI 150+				
16- 9	1- 3	0- 2	OVERALL	4- 3	0- 0	11- 1				
12- 1	1- 1	0- 0	HOME	2- 0	0- 0	9- 0				
4- 6	0- 1	0- 1	AWAY	2- 3	0- 0	2- 1				
0- 2	0- 1	0- 1	NEUTRAL	0- 0	0- 0	0- 0				
8- 4	1- 1	0- 2	NON-CONFERENCE	1- 1	0- 0	6- 0				
7- 0	1- 0	0- 0	HOME	0- 0	0- 0	6- 0				
1- 2	0- 0	0- 1	AWAY	1- 1	0- 0	0- 0				
0- 2	0- 1	0- 1	NEUTRAL	0- 0	0- 0	0- 0				
8- 5	0- 2	0- 0	CONFERENCE	3- 2	0- 0	5- 1				
5- 1	0- 1	0- 0	HOME	2- 0	0- 0	3- 0				
3- 4	0- 1	0- 0	AWAY	1- 2	0- 0	2- 1				
0- 0	0- 0	0- 0	NEUTRAL	0- 0	0- 0	0- 0				

RPI 1-25				RPI 26-50				RPI 51-100				RPI 101+			
RPI	S	Opponent	Score	RPI	S	Opponent	Score	RPI	S	Opponent	Score	RPI	S	Opponent	Score
6	A	UConn	53 66	32	A	FGCU	50 72	57	A	Belmont	37 72	154	H	Wright St.	69 53
6	H	UConn	52 59	40	N	James Madison	43 46	69	A	South Fla.	64 57	156	A	Tulane	59 60
11	N	UCLA	56 61					69	H	South Fla.	56 48	166	H	Saint Mary's (CA)	67 58
18	H	Central Mich.	64 58					77	A	Cincinnati	64 81	180	H	Delaware	75 49
								77	H	Cincinnati	49 42	189	H	Quinnipiac	80 58
								91	A	Temple	65 67	190	A	Houston	67 49
								95	A	SFA	63 57	191	H	Memphis	82 66
												217	H	Stetson	66 40
												219	H	SMU	67 57
												243	H	East Carolina	91 55
												272	A	Tulsa	62 49
												285	H	Pittsburgh	74 58
LAST 10 Division I															
6	A	UConn	53 66	219	H	SMU	67 57								
69	H	South Fla.	56 48	91	A	Temple	65 67								
77	H	Cincinnati	49 42	191	H	Memphis	82 66								
190	A	Houston	67 49	156	A	Tulane	59 60								
272	A	Tulsa	62 49	69	A	South Fla.	64 57								

Non-Div I Games:

UCF

■ Loss,
■ Non-Conf,
■ S Site,
■ H Home
■ A Away
N Neutral

Average RPI Win:	113	WON-LOST	WINNING	LAST 10	STRENGTH OF	OPP. STRENGTH	TEAM	ADJ.	CONF.	ADJ CONF.
Average RPI Loss:	58	RECORD	PCT. RANK	GAMES	SCHEDULE	OF SCHEDULE	RPI	RPI	RPI	RPI
DIV. I ONLY	23- 4	17	7-3	46	6	11	11	1	1	
DIV. I NON-CONF.	11- 0	1	0	195	43	18	18	2	2	
TOTALS	RPI 1-25	RPI 26-50	W-L RECORDS	RPI 51-100	RPI 101-150	RPI 150+				
23- 4	4- 2	4- 0	OVERALL	4- 1	6- 1	5- 0				
12- 1	2- 1	1- 0	HOME	2- 0	3- 0	4- 0				
10- 3	2- 1	2- 0	AWAY	2- 1	3- 1	1- 0				
1- 0	0- 0	1- 0	NEUTRAL	0- 0	0- 0	0- 0				
11- 0	1- 0	2- 0	NON-CONFERENCE	2- 0	1- 0	5- 0				
6- 0	0- 0	0- 0	HOME	1- 0	1- 0	4- 0				
4- 0	1- 0	1- 0	AWAY	1- 0	0- 0	1- 0				
1- 0	0- 0	1- 0	NEUTRAL	0- 0	0- 0	0- 0				
12- 4	3- 2	2- 0	CONFERENCE	2- 1	5- 1	0- 0				
6- 1	2- 1	1- 0	HOME	1- 0	2- 0	0- 0				
6- 3	1- 1	1- 0	AWAY	1- 1	3- 1	0- 0				
0- 0	0- 0	0- 0	NEUTRAL	0- 0	0- 0	0- 0				

RPI	S	Opponent	Score	RPI	S	Opponent	Score	RPI	S	Opponent	Score	RPI	S	Opponent	Score
2	H	Oregon	66 80	28	A	Arizona St.	70 61	67	H	Yale	100 65	106	A	Washington St.	70 62
7	A	Stanford	79 69	28	H	Arizona St.	68 66	71	A	Georgia	59 50	106	H	Washington St.	66 50
16	H	Oregon St.	83 74	39	N	UCF	61 56	74	A	Colorado	65 62	107	A	Utah	84 54
19	A	Indiana	68 58	45	A	Virginia	73 62	83	A	Southern California	68 70	115	H	Pacific	68 57
24	A	Arizona	66 92					83	H	Southern California	83 59	123	A	Washington	68 74
24	H	Arizona	70 58									123	H	Washington	85 80
												136	A	California	74 70
												224	H	Northern Colo.	92 58
												283	A	CSUN	58 44
												288	H	Long Beach St.	86 51
												292	H	LMU (CA)	74 52
												321	H	Weber St.	85 45
LAST 10 Division I															
123	A	Washington	68 74	7	A	Stanford	79 69								
106	A	Washington St.	70 62	28	A	Arizona St.	70 61								
16	H	Oregon St.	83 74	24	A	Arizona	66 92								
2	H	Oregon	66 80	106	H	Washington St.	66 50								
136	A	California	74 70	123	H	Washington	85 80								

Non-Div I Games:

UCLA

■ Loss,
 ■ Non-Conf, S Site,
 ■ Home
 ■ Away
 N Neutral

Average RPI Win:	114	WON-LOST	WINNING	LAST 10	STRENGTH OF	OPP. STRENGTH	TEAM	ADJ.	CONF.	ADJ CONF.
Average RPI Loss:	2	RECORD	PCT. RANK	GAMES	SCHEDULE	OF SCHEDULE	RPI	RPI	RPI	RPI
DIV. I ONLY	23- 3	12	8-2	19	7	6	6	9	9	
DIV. I NON-CONF.	10- 3	57	1-2	6	1	4	4	10	10	
TOTALS	RPI 1-25	RPI 26-50	W-L RECORDS	RPI 51-100	RPI 101-150	RPI 150+				
23- 3	2- 3	3- 0	OVERALL	7- 0	3- 0	8- 0				
11- 2	0- 2	2- 0	HOME	2- 0	2- 0	5- 0				
11- 1	2- 1	1- 0	AWAY	4- 0	1- 0	3- 0				
1- 0	0- 0	0- 0	NEUTRAL	1- 0	0- 0	0- 0				
10- 3	2- 3	1- 0	NON-CONFERENCE	4- 0	3- 0	0- 0				
4- 2	0- 2	1- 0	HOME	1- 0	2- 0	0- 0				
5- 1	2- 1	0- 0	AWAY	2- 0	1- 0	0- 0				
1- 0	0- 0	0- 0	NEUTRAL	1- 0	0- 0	0- 0				
13- 0	0- 0	2- 0	CONFERENCE	3- 0	0- 0	8- 0				
7- 0	0- 0	1- 0	HOME	1- 0	0- 0	5- 0				
6- 0	0- 0	1- 0	AWAY	2- 0	0- 0	3- 0				
0- 0	0- 0	0- 0	NEUTRAL	0- 0	0- 0	0- 0				

RPI	S	Opponent	Score	RPI	S	Opponent	Score	RPI	S	Opponent	Score	RPI	S	Opponent	Score
1	A	South Carolina	52 70	39	A	UCF	59 52	53	A	Dayton	75 37	114	H	Notre Dame	81 57
2	H	Oregon	56 74	39	H	UCF	66 53	55	H	Tennessee	60 45	120	A	Vanderbilt	64 51
4	H	Baylor	58 74	45	H	Virginia	83 44	56	N	Oklahoma	97 53	136	H	California	72 61
21	A	Ohio St.	73 62					69	A	South Fla.	67 47	156	H	Tulane	74 31
22	A	DePaul	84 74					76	A	Seton Hall	92 78	158	H	Wichita St.	83 55
								77	H	Cincinnati	80 50	190	H	Houston	91 51
								91	A	Temple	83 54	191	A	Memphis	68 56
												191	H	Memphis	94 55
												219	A	SMU	80 42
												243	A	East Carolina	98 42
												272	H	Tulsa	92 34
LAST 10 Division I															
39	H	UCF	66 53	2	H	Oregon	56 74	77	H	Cincinnati	80 50				
156	H	Tulane	74 31					243	A	East Carolina	98 42				
69	A	South Fla.	67 47					55	H	Tennessee	60 45				
1	A	South Carolina	52 70					272	H	Tulsa	92 34				
191	H	Memphis	94 55												

Non-Div I Games:

UConn

Average RPI Win:	292	WON-LOST	WINNING	LAST 10	STRENGTH OF	OPP. STRENGTH	TEAM	ADJ.	CONF.	ADJ CONF.
Average RPI Loss:	191	RECORD	PCT. RANK	GAMES	SCHEDULE	OF SCHEDULE	RPI	RPI	RPI	RPI
DIV. I ONLY	3- 25	343	1-9	289	259	343	343	22	22	
DIV. I NON-CONF.	1- 10	329	0	303	209	335	335	19	19	
TOTALS	RPI 1-25	RPI 26-50	W-L RECORDS	RPI 51-100	RPI 101-150	RPI 150+				
3- 25	0- 1	0- 0	OVERALL	0- 2	0- 5	3- 17				
2- 12	0- 1	0- 0	HOME	0- 1	0- 2	2- 8				
1- 13	0- 0	0- 0	AWAY	0- 1	0- 3	1- 9				
0- 0	0- 0	0- 0	NEUTRAL	0- 0	0- 0	0- 0				
1- 10	0- 1	0- 0	NON-CONFERENCE	0- 1	0- 3	1- 5				
0- 5	0- 1	0- 0	HOME	0- 0	0- 1	0- 3				
1- 5	0- 0	0- 0	AWAY	0- 1	0- 2	1- 2				
0- 0	0- 0	0- 0	NEUTRAL	0- 0	0- 0	0- 0				
2- 15	0- 0	0- 0	CONFERENCE	0- 1	0- 2	2- 12				
2- 7	0- 0	0- 0	HOME	0- 1	0- 1	2- 5				
0- 8	0- 0	0- 0	AWAY	0- 0	0- 1	0- 7				
0- 0	0- 0	0- 0	NEUTRAL	0- 0	0- 0	0- 0				

RPI 1-25				RPI 26-50				RPI 51-100				RPI 101+				Team's RPI: 343	
RPI	S	Opponent	Score	RPI	S	Opponent	Score	RPI	S	Opponent	Score	RPI	S	Opponent	Score		
25	H	Florida St.	42 86					64	H	IUPUI	49 88	121	A	Kansas	50 91		
								94	A	Kansas St.	40 84	129	A	Green Bay	36 73		
												129	H	Green Bay	49 75		
												149	A	Valparaiso	37 63		
												150	H	Western Mich.	52 80		
												154	A	Wright St.	55 79		
												154	H	Wright St.	43 58		
												160	H	Eastern Mich.	59 68		
												185	A	Northern Ky.	35 78		
												185	H	Northern Ky.	46 88		
												198	A	Miami (OH)	35 85		
												202	A	Cleveland St.	44 84		
												202	H	Cleveland St.	43 83		
												213	H	Eastern Ill.	45 80		
												236	A	Milwaukee	55 71		
												236	H	Milwaukee	60 66		
												250	A	Youngstown St.	65 77		
												250	H	Youngstown St.	59 53		
												274	H	Indiana St.	40 61		
												278	A	Oakland	46 63		
												278	H	Oakland	70 64		
												332	A	Detroit Mercy	52 58		
												332	H	Detroit Mercy	62 70		
												335	A	Purdue Fort Wayne	50 61		
												348	A	Chicago St.	73 61		
LAST 10 Division I																	
236	H	Milwaukee	60 66	278	A	Oakland	46 63										
129	H	Green Bay	49 75	202	H	Cleveland St.	43 83										
154	A	Wright St.	55 79	250	H	Youngstown St.	59 53										
185	A	Northern Ky.	35 78	64	H	IUPUI	49 88										
332	A	Detroit Mercy	52 58	129	A	Green Bay	36 73										

Non-Div I Games:

UIC

■ Loss,
 ■ Non-Conf,
 ■ S Site,
 ■ H Home
 ■ A Away
 N Neutral

Average RPI Win:	276	WON-LOST	WINNING	LAST 10	STRENGTH OF	OPP. STRENGTH	TEAM	ADJ.	CONF.	ADJ CONF.
Average RPI Loss:	196	RECORD	PCT. RANK	GAMES	SCHEDULE	OF SCHEDULE	RPI	RPI	RPI	RPI
DIV. I ONLY	9- 15	248	6-4	274	331	287	287	27	27	
DIV. I NON-CONF.	3- 7	252	0	221	323	275	275	28	28	
TOTALS	RPI 1-25	RPI 26-50	W-L RECORDS	RPI 51-100	RPI 101-150	RPI 150+				
9- 15	0- 0	0- 0	OVERALL	0- 3	0- 2	9- 10				
6- 4	0- 0	0- 0	HOME	0- 1	0- 0	6- 3				
3- 9	0- 0	0- 0	AWAY	0- 2	0- 2	3- 5				
0- 2	0- 0	0- 0	NEUTRAL	0- 0	0- 0	0- 2				
3- 7	0- 0	0- 0	NON-CONFERENCE	0- 1	0- 2	3- 4				
2- 1	0- 0	0- 0	HOME	0- 0	0- 0	2- 1				
1- 4	0- 0	0- 0	AWAY	0- 1	0- 2	1- 1				
0- 2	0- 0	0- 0	NEUTRAL	0- 0	0- 0	0- 2				
6- 8	0- 0	0- 0	CONFERENCE	0- 2	0- 0	6- 6				
4- 3	0- 0	0- 0	HOME	0- 1	0- 0	4- 2				
2- 5	0- 0	0- 0	AWAY	0- 1	0- 0	2- 4				
0- 0	0- 0	0- 0	NEUTRAL	0- 0	0- 0	0- 0				

RPI 1-25				RPI 26-50				RPI 51-100				RPI 101+ Team's RPI: 287					
RPI	S	Opponent	Score	RPI	S	Opponent	Score	RPI	S	Opponent	Score	RPI	S	Opponent	Score		
								60	A	Stony Brook	45	57	113	A	William & Mary	48	76
								60	H	Stony Brook	49	66	140	A	Mt. St. Mary's	61	71
								98	A	Syracuse	48	82	167	H	Binghamton	43	61
													170	N	La Salle	58	74
													172	A	Lafayette	65	58
													184	A	Maine	74	54
													216	N	Kennesaw St.	44	59
													235	A	UMass Lowell	64	75
													235	H	UMass Lowell	65	52
													241	H	Howard	61	72
													246	H	Morgan St.	65	63
													268	A	New Hampshire	51	56
													268	H	New Hampshire	63	72
													281	A	Wagner	60	67
													297	A	Vermont	58	60
													297	H	Vermont	54	47
													322	A	Albany (NY)	51	56
													322	H	Albany (NY)	54	44
													331	H	Coppin St.	71	48
													347	A	Hartford	56	47
													347	H	Hartford	61	54
LAST 10 Division I																	
				297	H	Vermont	54	47	60	H	Stony Brook	49	66				
				322	H	Albany (NY)	54	44	322	A	Albany (NY)	51	56				
				268	A	New Hampshire	51	56	184	A	Maine	74	54				
				235	H	UMass Lowell	65	52	347	H	Hartford	61	54				
				347	A	Hartford	56	47	268	H	New Hampshire	63	72				

Non-Div I Games: Gettysburg 92 50

UMBC

■ Loss,
 ■ Non-Conf,
 ■ S Site,
 ■ H Home
 ■ A Away
 N Neutral

Average RPI Win: 233	WON-LOST	WINNING	LAST 10	STRENGTH OF	OPP. STRENGTH	TEAM	ADJ.	CONF.	ADJ CONF.
Average RPI Loss: 192	RECORD	PCT. RANK	GAMES	SCHEDULE	OF SCHEDULE	RPI	RPI	RPI	RPI
DIV. I ONLY	3- 20	328	2-8	205	306	326	326	29	29
DIV. I NON-CONF.	1- 10	329	0	72	150	284	284	29	29
TOTALS	RPI 1-25	RPI 26-50	W-L RECORDS	RPI 51-100	RPI 101-150	RPI 150+			
3- 20	0- 0	0- 3	OVERALL	0- 1	1- 4	2- 12			
2- 8	0- 0	0- 0	HOME	0- 0	1- 2	1- 6			
1- 12	0- 0	0- 3	AWAY	0- 1	0- 2	1- 6			
0- 0	0- 0	0- 0	NEUTRAL	0- 0	0- 0	0- 0			
1- 10	0- 0	0- 3	NON-CONFERENCE	0- 1	1- 3	0- 3			
1- 3	0- 0	0- 0	HOME	0- 0	1- 1	0- 2			
0- 7	0- 0	0- 3	AWAY	0- 1	0- 2	0- 1			
0- 0	0- 0	0- 0	NEUTRAL	0- 0	0- 0	0- 0			
2- 10	0- 0	0- 0	CONFERENCE	0- 0	0- 1	2- 9			
1- 5	0- 0	0- 0	HOME	0- 0	0- 1	1- 4			
1- 5	0- 0	0- 0	AWAY	0- 0	0- 0	1- 5			
0- 0	0- 0	0- 0	NEUTRAL	0- 0	0- 0	0- 0			

RPI 1-25				RPI 26-50				RPI 51-100				RPI 101+ Team's RPI: 326			
RPI	S	Opponent	Score	RPI	S	Opponent	Score	RPI	S	Opponent	Score	RPI	S	Opponent	Score
				26	A	Old Dominion	39 48	98	A	Syracuse	50 65	112	H	Richmond	52 64
				38	A	Virginia Tech	43 86					113	A	William & Mary	50 78
				49	A	Charlotte	44 64					118	H	Bethune-Cookman	53 62
												132	A	UNC Greensboro	48 86
												140	H	Mt. St. Mary's	78 76
												151	H	N.C. A&T	31 67
												187	A	Norfolk St.	45 68
												240	H	Georgetown	39 57
												241	H	Howard	58 79
												243	A	East Carolina	42 57
												246	A	Morgan St.	71 61
												246	H	Morgan St.	44 55
												259	H	Longwood	62 71
												260	A	Delaware St.	58 72
												314	A	N.C. Central	70 78
												314	H	N.C. Central	65 63
												331	A	Coppin St.	63 66
												341	H	Florida A&M	71 81
												346	A	South Carolina St.	55 60
LAST 10 Division I															
				314	A	N.C. Central	70 78	260	A	Delaware St.	58 72				
				341	H	Florida A&M	71 81	246	H	Morgan St.	44 55				
				118	H	Bethune-Cookman	53 62	346	A	South Carolina St.	55 60				
				331	A	Coppin St.	63 66	187	A	Norfolk St.	45 68				
				246	A	Morgan St.	71 61	314	H	N.C. Central	65 63				

Non-Div I Games: Greensboro 65 48 Wesley 75 29

UMES

Loss, Non-Conf, S Site, H Home A Away N Neutral

Average RPI Win:	273	WON-LOST	WINNING	LAST 10	STRENGTH OF	OPP. STRENGTH	TEAM	ADJ.	CONF.	ADJ CONF.
Average RPI Loss:	167	RECORD	PCT. RANK	GAMES	SCHEDULE	OF SCHEDULE	RPI	RPI	RPI	RPI
DIV. I ONLY	15- 10	106	8-2	306	251	210	210	31	31	
DIV. I NON-CONF.	5- 7	205	0	258	50	261	261	32	32	
TOTALS	RPI 1-25	RPI 26-50	W-L RECORDS	RPI 51-100	RPI 101-150	RPI 150+				
15- 10	0- 1	0- 0	OVERALL	0- 1	1- 4	14- 4				
9- 5	0- 0	0- 0	HOME	0- 1	1- 3	8- 1				
6- 5	0- 1	0- 0	AWAY	0- 0	0- 1	6- 3				
0- 0	0- 0	0- 0	NEUTRAL	0- 0	0- 0	0- 0				
5- 7	0- 1	0- 0	NON-CONFERENCE	0- 1	1- 4	4- 1				
4- 4	0- 0	0- 0	HOME	0- 1	1- 3	3- 0				
1- 3	0- 1	0- 0	AWAY	0- 0	0- 1	1- 1				
0- 0	0- 0	0- 0	NEUTRAL	0- 0	0- 0	0- 0				
10- 3	0- 0	0- 0	CONFERENCE	0- 0	0- 0	10- 3				
5- 1	0- 0	0- 0	HOME	0- 0	0- 0	5- 1				
5- 2	0- 0	0- 0	AWAY	0- 0	0- 0	5- 2				
0- 0	0- 0	0- 0	NEUTRAL	0- 0	0- 0	0- 0				

RPI 1-25				RPI 26-50				RPI 51-100				RPI 101+ Team's RPI: 210			
RPI	S	Opponent	Score	RPI	S	Opponent	Score	RPI	S	Opponent	Score	RPI	S	Opponent	Score
10	A	Missouri St.	58 83					94	H	Kansas St.	67 74	104	H	Liberty	44 68
												115	A	Pacific	60 89
												131	H	Davidson	64 74
												145	H	Missouri	59 56
												147	H	Loyola Chicago	67 72
												214	H	Portland St.	87 69
												226	A	Grand Canyon	74 53
												226	H	Grand Canyon	56 62
												230	A	George Mason	64 58
												233	A	CSU Bakersfield	60 70
												233	H	CSU Bakersfield	58 43
												245	H	Denver	83 79
												295	A	California Baptist	83 81
												295	H	California Baptist	75 65
												299	H	Eastern Wash.	66 55
												302	A	Utah Valley	41 62
												303	A	Seattle U	76 65
												309	A	Omaha	53 57
												315	A	UTRGV	72 58
												315	H	UTRGV	60 56
												319	A	New Mexico St.	55 50
												319	H	New Mexico St.	56 52
												348	H	Chicago St.	73 57
LAST 10 Division I															
295	A	California Baptist	83 81	348	H	Chicago St.	73 57								
233	H	CSU Bakersfield	58 43	295	H	California Baptist	75 65								
226	H	Grand Canyon	56 62	226	A	Grand Canyon	74 53								
319	A	New Mexico St.	55 50	233	A	CSU Bakersfield	60 70								
315	A	UTRGV	72 58	319	H	New Mexico St.	56 52								

Non-Div I Games: Rockhurst 78 60 Science & Arts Okla74 43

UMKC

Loss, Non-Conf, S Site, H Home A Away N Neutral

Average RPI Win:	293	WON-LOST	WINNING	LAST 10	STRENGTH OF	OPP. STRENGTH	TEAM	ADJ.	CONF.	ADJ CONF.
Average RPI Loss:	140	RECORD	PCT. RANK	GAMES	SCHEDULE	OF SCHEDULE	RPI	RPI	RPI	RPI
DIV. I ONLY	13- 14	182	5-5	253	301	235	235	27	27	
DIV. I NON-CONF.	4- 9	250	0	256	284	284	284	28	28	
TOTALS	RPI 1-25	RPI 26-50	W-L RECORDS	RPI 51-100	RPI 101-150	RPI 150+				
13- 14	0- 0	0- 0	OVERALL	0- 5	0- 2	13- 7				
8- 6	0- 0	0- 0	HOME	0- 2	0- 1	8- 3				
5- 8	0- 0	0- 0	AWAY	0- 3	0- 1	5- 4				
0- 0	0- 0	0- 0	NEUTRAL	0- 0	0- 0	0- 0				
4- 9	0- 0	0- 0	NON-CONFERENCE	0- 3	0- 2	4- 4				
2- 4	0- 0	0- 0	HOME	0- 1	0- 1	2- 2				
2- 5	0- 0	0- 0	AWAY	0- 2	0- 1	2- 2				
0- 0	0- 0	0- 0	NEUTRAL	0- 0	0- 0	0- 0				
9- 5	0- 0	0- 0	CONFERENCE	0- 2	0- 0	9- 3				
6- 2	0- 0	0- 0	HOME	0- 1	0- 0	6- 1				
3- 3	0- 0	0- 0	AWAY	0- 1	0- 0	3- 2				
0- 0	0- 0	0- 0	NEUTRAL	0- 0	0- 0	0- 0				

RPI 1-25			RPI 26-50			RPI 51-100			RPI 101+			Team's RPI: 235
RPI	S	Opponent	Score	RPI	S	Opponent	Score	RPI	S	Opponent	Score	
								60	A	Stony Brook	41	60
								60	H	Stony Brook	69	89
								67	H	Yale	59	67
								79	A	Boston College	46	89
								89	A	Colgate	51	73

Non-Div I Games:

UMass Lowell

■ Loss,
 ■ Non-Conf,
 ■ S Site,
 ■ H Home
 ■ A Away
 N Neutral

UNC Asheville

Through Games Of Feb. 23, 2020

Average RPI Win:	271	WON-LOST	WINNING	LAST 10	STRENGTH OF	OPP. STRENGTH	TEAM	ADJ.	CONF.	ADJ CONF.
Average RPI Loss:	209	RECORD	PCT. RANK	GAMES	SCHEDULE	OF SCHEDULE	RPI	RPI	RPI	RPI
DIV. I ONLY	13- 11	155	4-6	331	330	249	249	25	25	
DIV. I NON-CONF.	4- 3	138	0	333	337	229	229	27	27	
TOTALS	RPI 1-25	RPI 26-50	W-L RECORDS	RPI 51-100	RPI 101-150	RPI 150+				
13- 11	0- 0	0- 0	OVERALL	0- 1	1- 4	12- 6				
6- 5	0- 0	0- 0	HOME	0- 0	1- 2	5- 3				
6- 6	0- 0	0- 0	AWAY	0- 1	0- 2	6- 3				
1- 0	0- 0	0- 0	NEUTRAL	0- 0	0- 0	1- 0				
4- 3	0- 0	0- 0	NON-CONFERENCE	0- 1	0- 1	4- 1				
1- 1	0- 0	0- 0	HOME	0- 0	0- 1	1- 0				
2- 2	0- 0	0- 0	AWAY	0- 1	0- 0	2- 1				
1- 0	0- 0	0- 0	NEUTRAL	0- 0	0- 0	1- 0				
9- 8	0- 0	0- 0	CONFERENCE	0- 0	1- 3	8- 5				
5- 4	0- 0	0- 0	HOME	0- 0	1- 1	4- 3				
4- 4	0- 0	0- 0	AWAY	0- 0	0- 2	4- 2				
0- 0	0- 0	0- 0	NEUTRAL	0- 0	0- 0	0- 0				

RPI 1-25			RPI 26-50			RPI 51-100			RPI 101+			Team's RPI: 249		
RPI	S	Opponent	Score	RPI	S	Opponent	Score	RPI	S	Opponent	Score			
								100	A	Miami (FL)	46	75		
								108	A	Campbell	52	59		
								108	H	Campbell	60	52		
								132	H	UNC Greensboro	40	67		
								142	A	Hampton	59	68		
								142	H	Hampton	66	76		
								186	H	High Point	76	60		
								193	H	Gardner-Webb	59	65		
								200	A	Radford	63	50		
								244	N	Southern U.	53	34		
								259	A	Longwood	56	73		
								259	H	Longwood	51	54		
								271	A	Winthrop	50	43		
								271	H	Winthrop	65	55		
								275	A	Wofford	38	75		
								290	A	ETSU	72	54		
								305	A	Presbyterian	64	48		
								305	H	Presbyterian	54	39		
								328	A	USC Upstate	68	48		
								328	H	USC Upstate	53	45		
								338	A	Western Caro.	64	47		
								344	A	Charleston So.	54	56		
								344	H	Charleston So.	48	60		
								346	H	South Carolina St.	82	51		
LAST 10 Division I														
				328	H	USC Upstate	53	45		259	H	Longwood	51	54
				344	A	Charleston So.	54	56		142	H	Hampton	66	76
				271	H	Winthrop	65	55		271	A	Winthrop	50	43
				305	A	Presbyterian	64	48		259	A	Longwood	56	73
				108	A	Campbell	52	59		193	H	Gardner-Webb	59	65

Non-Div I Games: Montreat 89 45 Lenoir-Rhyne 68 48

UNC Asheville

Loss, Non-Conf, S Site, H Home A Away N Neutral

UNC Greensboro

Through Games Of Feb. 23, 2020

Average RPI Win:	251	WON-LOST	WINNING	LAST 10	STRENGTH OF	OPP. STRENGTH	TEAM	ADJ.	CONF.	ADJ CONF.
Average RPI Loss:	156	RECORD	PCT. RANK	GAMES	SCHEDULE	OF SCHEDULE	RPI	RPI	RPI	RPI
DIV. I ONLY	17- 7	55	7-3	283	274	132	132	26	26	
DIV. I NON-CONF.	8- 4	90	0	146	290	92	92	22	22	
TOTALS	RPI 1-25	RPI 26-50	W-L RECORDS	RPI 51-100	RPI 101-150	RPI 150+				
17- 7	0- 0	0- 0	OVERALL	0- 1	2- 2	15- 4				
10- 2	0- 0	0- 0	HOME	0- 0	0- 1	10- 1				
7- 5	0- 0	0- 0	AWAY	0- 1	2- 1	5- 3				
0- 0	0- 0	0- 0	NEUTRAL	0- 0	0- 0	0- 0				
8- 4	0- 0	0- 0	NON-CONFERENCE	0- 1	2- 2	6- 1				
4- 1	0- 0	0- 0	HOME	0- 0	0- 1	4- 0				
4- 3	0- 0	0- 0	AWAY	0- 1	2- 1	2- 1				
0- 0	0- 0	0- 0	NEUTRAL	0- 0	0- 0	0- 0				
9- 3	0- 0	0- 0	CONFERENCE	0- 0	0- 0	9- 3				
6- 1	0- 0	0- 0	HOME	0- 0	0- 0	6- 1				
3- 2	0- 0	0- 0	AWAY	0- 0	0- 0	3- 2				
0- 0	0- 0	0- 0	NEUTRAL	0- 0	0- 0	0- 0				

RPI 1-25			RPI 26-50			RPI 51-100			RPI 101+ Team's RPI: 132		
RPI	S	Opponent	Score	RPI	S	Opponent	Score	RPI	S	Opponent	Score
						78 A Coastal Caro.	54 63	104 A	Liberty	58 53	
								108 A	Campbell	64 72	
								110 A	Wake Forest	67 65	
								112 H	Richmond	62 70	
								151 A	N.C. A&T	48 57	
								175 H	Samford	42 56	
								186 H	High Point	82 70	
								195 A	Chattanooga	59 74	
								195 H	Chattanooga	49 41	
								212 A	Furman	59 53	
								212 H	Furman	61 53	
								238 H	Appalachian St.	54 47	
								249 A	UNC Asheville	67 40	
								265 A	Col. of Charleston	69 56	
								275 A	Wofford	61 66	
								275 H	Wofford	49 45	
								290 A	ETSU	65 45	
								290 H	ETSU	63 47	
								312 H	Georgia St.	64 49	
								326 H	UMES	86 48	
								327 H	Mercer	67 51	
								338 A	Western Caro.	72 61	
								338 H	Western Caro.	54 43	
LAST 10 Division I											
212 H	Furman	61 53	175 H	Samford	42 56						
275 H	Wofford	49 45	327 H	Mercer	67 51						
338 A	Western Caro.	72 61	275 A	Wofford	61 66						
290 A	ETSU	65 45	212 A	Furman	59 53						
195 A	Chattanooga	59 74	338 H	Western Caro.	54 43						

Non-Div I Games: Erskine 106 44 Concord 80 45 Lenoir-Rhyne 84 59

UNC Greensboro

Average RPI Win:	255	WON-LOST	WINNING	LAST 10	STRENGTH OF	OPP. STRENGTH	TEAM	ADJ.	CONF.	ADJ CONF.
Average RPI Loss:	141	RECORD	PCT. RANK	GAMES	SCHEDULE	OF SCHEDULE	RPI	RPI	RPI	RPI
DIV. I ONLY	6- 17	301	2-8	131	209	273	273	14	14	
DIV. I NON-CONF.	2- 7	288	0	189	306	295	295	13	13	
TOTALS	RPI 1-25	RPI 26-50	W-L RECORDS	RPI 51-100	RPI 101-150	RPI 150+				
6- 17	0- 1	0- 3	OVERALL	0- 1	1- 4	5- 8				
3- 8	0- 0	0- 2	HOME	0- 1	0- 1	3- 4				
3- 8	0- 1	0- 1	AWAY	0- 0	1- 2	2- 4				
0- 1	0- 0	0- 0	NEUTRAL	0- 0	0- 1	0- 0				
2- 7	0- 1	0- 0	NON-CONFERENCE	0- 1	0- 2	2- 3				
1- 3	0- 0	0- 0	HOME	0- 1	0- 0	1- 2				
1- 3	0- 1	0- 0	AWAY	0- 0	0- 1	1- 1				
0- 1	0- 0	0- 0	NEUTRAL	0- 0	0- 1	0- 0				
4- 10	0- 0	0- 3	CONFERENCE	0- 0	1- 2	3- 5				
2- 5	0- 0	0- 2	HOME	0- 0	0- 1	2- 2				
2- 5	0- 0	0- 1	AWAY	0- 0	1- 1	1- 3				
0- 0	0- 0	0- 0	NEUTRAL	0- 0	0- 0	0- 0				

RPI 1-25				RPI 26-50				RPI 51-100				RPI 101+ Team's RPI: 273			
RPI	S	Opponent	Score	RPI	S	Opponent	Score	RPI	S	Opponent	Score	RPI	S	Opponent	Score
20	A	NC State	40 80	40	A	James Madison	52 76	78	H	Coastal Caro.	43 62	110	A	Wake Forest	55 65
				40	H	James Madison	58 66					111	N	North Carolina	45 85
				43	H	Drexel	72 73					113	A	William & Mary	72 55
												113	H	William & Mary	55 63
												127	A	Northeastern	61 63
												174	A	Elon	53 77
												174	H	Elon	57 60
												176	A	Towson	45 78
												176	H	Towson	41 62
												180	H	Delaware	71 65
												216	H	Kennesaw St.	56 58
												259	A	Longwood	58 59
												265	A	Col. of Charleston	63 67
												265	H	Col. of Charleston	74 50
												271	H	Winthrop	63 75
												305	A	Presbyterian	70 60
												318	A	Hofstra	62 59
												346	H	South Carolina St.	84 46
LAST 10 Division I															
265	H	Col. of Charleston	74 50	127	A	Northeastern	61 63								
40	A	James Madison	52 76	318	A	Hofstra	62 59								
176	A	Towson	45 78	265	A	Col. of Charleston	63 67								
113	H	William & Mary	55 63	176	H	Towson	41 62								
174	H	Elon	57 60	40	H	James Madison	58 66								

Non-Div I Games: Catawba 75 78 Mount Olive 75 67

UNCW

Loss, Non-Conf, S Site, H Home A Away N Neutral

UNI				STRENGTH OF SCHEDULE	OPP. STRENGTH OF SCHEDULE	TEAM RPI	ADJ. RPI	CONF. RPI	ADJ CONF. RPI
Average RPI Win:	163	WON-LOST RECORD	WINNING PCT. RANK						
Average RPI Loss:	66		LAST 10 GAMES						
DIV. I ONLY	15- 10	106	5-5	91	56	75	75	8	8
DIV. I NON-CONF.	7- 3	80	0	105	4	47	47	7	7

TOTALS	RPI 1-25	RPI 26-50	W-L RECORDS	RPI 51-100	RPI 101-150	RPI 150+			
15- 10	1- 3	1- 3	OVERALL	4- 3	3- 0	6- 1			
9- 2	1- 1	1- 0	HOME	2- 1	2- 0	3- 0			
6- 6	0- 1	0- 3	AWAY	2- 1	1- 0	3- 1			
0- 2	0- 1	0- 0	NEUTRAL	0- 1	0- 0	0- 0			
7- 3	1- 1	0- 1	NON-CONFERENCE	2- 1	1- 0	3- 0			
3- 0	1- 0	0- 0	HOME	1- 0	0- 0	1- 0			
4- 1	0- 0	0- 1	AWAY	1- 0	1- 0	2- 0			
0- 2	0- 1	0- 0	NEUTRAL	0- 1	0- 0	0- 0			
8- 7	0- 2	1- 2	CONFERENCE	2- 2	2- 0	3- 1			
6- 2	0- 1	1- 0	HOME	1- 1	2- 0	2- 0			
2- 5	0- 1	0- 2	AWAY	1- 1	0- 0	1- 1			
0- 0	0- 0	0- 0	NEUTRAL	0- 0	0- 0	0- 0			

RPI 1-25				RPI 26-50				RPI 51-100 Team's RPI: 75				RPI 101+			
RPI	S	Opponent	Score	RPI	S	Opponent	Score	RPI	S	Opponent	Score	RPI	S	Opponent	Score
9	H	Iowa	88 66	27	A	Drake	87 104	51	A	Iowa St.	71 63	145	A	Missouri	78 73
10	A	Missouri St.	66 80	36	A	Bradley	47 61	64	H	IUPUI	51 50	147	H	Loyola Chicago	70 50
10	H	Missouri St.	55 66	36	H	Bradley	64 57	65	N	Alabama	77 87	149	H	Valparaiso	77 70
21	N	Ohio St.	46 64	42	A	Creighton	54 57	86	A	Illinois St.	57 65	158	A	Wichita St.	61 50
								86	H	Illinois St.	61 69	269	H	North Dakota St.	95 63
								99	A	Southern Ill.	60 57	274	A	Indiana St.	63 65
								99	H	Southern Ill.	71 66	274	H	Indiana St.	73 43
												309	A	Omaha	81 45
												320	A	Evansville	67 49
												320	H	Evansville	76 60

LAST 10 Division I															
36	H	Bradley	64 57	10	H	Missouri St.	55 66								
86	H	Illinois St.	61 69	149	H	Valparaiso	77 70								
320	A	Evansville	67 49	147	H	Loyola Chicago	70 50								
274	A	Indiana St.	63 65	86	A	Illinois St.	57 65								
99	H	Southern Ill.	71 66	36	A	Bradley	47 61								

Non-Div I Games: Northwest Mo. St. 78 53

UNI

■ Loss,
 ■ Non-Conf,
 ■ S Site,
 ■ H Home
 ■ A Away
 N Neutral

Average RPI Win:	214	WON-LOST	WINNING	LAST 10	STRENGTH OF	OPP. STRENGTH	TEAM	ADJ.	CONF.	ADJ CONF.
Average RPI Loss:	159	RECORD	PCT. RANK	GAMES	SCHEDULE	OF SCHEDULE	RPI	RPI	RPI	RPI
DIV. I ONLY	13- 14	182	5-5	188	173	209	209	17	17	
DIV. I NON-CONF.	4- 7	225	0	171	86	246	246	20	20	
TOTALS	RPI 1-25	RPI 26-50	W-L RECORDS	RPI 51-100	RPI 101-150	RPI 150+				
13- 14	0- 0	0- 2	OVERALL	2- 3	1- 0	10- 9				
9- 6	0- 0	0- 2	HOME	2- 1	1- 0	6- 3				
4- 8	0- 0	0- 0	AWAY	0- 2	0- 0	4- 6				
0- 0	0- 0	0- 0	NEUTRAL	0- 0	0- 0	0- 0				
4- 7	0- 0	0- 2	NON-CONFERENCE	2- 1	0- 0	2- 4				
3- 4	0- 0	0- 2	HOME	2- 0	0- 0	1- 2				
1- 3	0- 0	0- 0	AWAY	0- 1	0- 0	1- 2				
0- 0	0- 0	0- 0	NEUTRAL	0- 0	0- 0	0- 0				
9- 7	0- 0	0- 0	CONFERENCE	0- 2	1- 0	8- 5				
6- 2	0- 0	0- 0	HOME	0- 1	1- 0	5- 1				
3- 5	0- 0	0- 0	AWAY	0- 1	0- 0	3- 4				
0- 0	0- 0	0- 0	NEUTRAL	0- 0	0- 0	0- 0				

RPI S	Opponent	Score	RPI S	Opponent	Score	RPI S	Opponent	Score	RPI S	Opponent	Score	Team's RPI: 209
29	H Duke	45 57	63	H St. John's (NY)	79 75	101	H Boise St.	66 65				
45	H Virginia	55 63	69	H South Fla.	61 51	161	A San Jose St.	60 62				
			73	A Fresno St.	58 72	174	H Elon	44 50				
			73	H Fresno St.	66 72	177	A Southern Utah	68 72				
			83	A Southern California	54 75	194	A Pepperdine	69 44				
						199	H Wyoming	65 53				
						215	A New Mexico	68 51				
						215	H New Mexico	64 80				
						226	A Grand Canyon	51 53				
						229	H Cal St. Fullerton	58 64				
						234	A Nevada	59 62				
						234	H Nevada	66 64				
						247	A San Diego St.	39 48				
						247	H San Diego St.	72 67				
						261	A Colorado St.	56 60				
						261	H Colorado St.	56 52				
						282	A Utah St.	60 46				
						282	H Utah St.	69 45				
						291	A Air Force	67 60				
						346	H South Carolina St.	66 57				
LAST 10 Division I												
247	H San Diego St.	72 67	282	H Utah St.	69 45							
261	A Colorado St.	56 60	261	H Colorado St.	56 52							
215	H New Mexico	64 80	247	A San Diego St.	39 48							
234	A Nevada	59 62	234	H Nevada	66 64							
73	A Fresno St.	58 72	215	A New Mexico	68 51							

Non-Div I Games:

UNLV

■ Loss,
 ■ Non-Conf,
 ■ S Site,
 ■ H Home
 ■ A Away
 N Neutral

USC Upstate

Through Games Of Feb. 23, 2020

Average RPI Win:	336	WON-LOST	WINNING	LAST 10	STRENGTH OF	OPP. STRENGTH	TEAM	ADJ.	CONF.	ADJ CONF.
Average RPI Loss:	181	RECORD	PCT. RANK	GAMES	SCHEDULE	OF SCHEDULE	RPI	RPI	RPI	RPI
DIV. I ONLY	6- 17	301	2-8	311	289	328	328	25	25	
DIV. I NON-CONF.	3- 4	201	0	325	178	279	279	27	27	
TOTALS	RPI 1-25	RPI 26-50	W-L RECORDS	RPI 51-100	RPI 101-150	RPI 150+				
6- 17	0- 1	0- 0	OVERALL	0- 1	0- 4	6- 11				
5- 7	0- 0	0- 0	HOME	0- 0	0- 2	5- 5				
1- 10	0- 1	0- 0	AWAY	0- 1	0- 2	1- 6				
0- 0	0- 0	0- 0	NEUTRAL	0- 0	0- 0	0- 0				
3- 4	0- 1	0- 0	NON-CONFERENCE	0- 1	0- 0	3- 2				
3- 0	0- 0	0- 0	HOME	0- 0	0- 0	3- 0				
0- 4	0- 1	0- 0	AWAY	0- 1	0- 0	0- 2				
0- 0	0- 0	0- 0	NEUTRAL	0- 0	0- 0	0- 0				
3- 13	0- 0	0- 0	CONFERENCE	0- 0	0- 4	3- 9				
2- 7	0- 0	0- 0	HOME	0- 0	0- 2	2- 5				
1- 6	0- 0	0- 0	AWAY	0- 0	0- 2	1- 4				
0- 0	0- 0	0- 0	NEUTRAL	0- 0	0- 0	0- 0				

RPI 1-25				RPI 26-50				RPI 51-100				RPI 101+ Team's RPI: 328			
RPI	S	Opponent	Score	RPI	S	Opponent	Score	RPI	S	Opponent	Score	RPI	S	Opponent	Score
1	A	South Carolina	32 112					71	A	Georgia	53 67	108	A	Campbell	38 50
												108	H	Campbell	72 80
												142	A	Hampton	40 60
												142	H	Hampton	73 86
												168	A	Jacksonville	43 87
												186	A	High Point	46 85
												186	H	High Point	45 81
												193	A	Gardner-Webb	53 63
												200	H	Radford	41 57
												243	A	East Carolina	48 69
												249	A	UNC Asheville	45 53
												249	H	UNC Asheville	48 68
												259	H	Longwood	62 70
												271	H	Winthrop	38 52
												305	A	Presbyterian	42 55
												305	H	Presbyterian	70 60
												338	H	Western Caro.	70 62
												341	H	Florida A&M	74 61
												344	A	Charleston So.	71 64
												344	H	Charleston So.	70 53
												346	H	South Carolina St.	58 47
LAST 10 Division I															
249	A	UNC Asheville	45 53	108	H	Campbell	72 80								
142	H	Hampton	73 86	305	A	Presbyterian	42 55								
344	A	Charleston So.	71 64	200	H	Radford	41 57								
186	H	High Point	45 81	193	A	Gardner-Webb	53 63								
305	H	Presbyterian	70 60	142	A	Hampton	40 60								

Non-Div I Games: Mars Hill 89 31 UNKNOWN 71 49

USC Upstate

Loss, Non-Conf, S Site, H Home A Away N Neutral

Average RPI Win:	242	WON-LOST	WINNING	LAST 10	STRENGTH OF	OPP. STRENGTH	TEAM	ADJ.	CONF.	ADJ CONF.
Average RPI Loss:	73	RECORD	PCT. RANK	GAMES	SCHEDULE	OF SCHEDULE	RPI	RPI	RPI	RPI
DIV. I ONLY	16- 10	95	7-3	121	163	105	105	21	21	
DIV. I NON-CONF.	6- 6	164	0	76	54	113	113	21	21	
TOTALS	RPI 1-25	RPI 26-50	W-L RECORDS	RPI 51-100	RPI 101-150	RPI 150+				
16- 10	0- 3	0- 2	OVERALL	1- 3	0- 1	15- 1				
9- 3	0- 0	0- 0	HOME	0- 2	0- 1	9- 0				
7- 4	0- 1	0- 1	AWAY	1- 1	0- 0	6- 1				
0- 3	0- 2	0- 1	NEUTRAL	0- 0	0- 0	0- 0				
6- 6	0- 3	0- 1	NON-CONFERENCE	1- 1	0- 1	5- 0				
3- 2	0- 0	0- 0	HOME	0- 1	0- 1	3- 0				
3- 1	0- 1	0- 0	AWAY	1- 0	0- 0	2- 0				
0- 3	0- 2	0- 1	NEUTRAL	0- 0	0- 0	0- 0				
10- 4	0- 0	0- 1	CONFERENCE	0- 2	0- 0	10- 1				
6- 1	0- 0	0- 0	HOME	0- 1	0- 0	6- 0				
4- 3	0- 0	0- 1	AWAY	0- 1	0- 0	4- 1				
0- 0	0- 0	0- 0	NEUTRAL	0- 0	0- 0	0- 0				

RPI 1-25				RPI 26-50				RPI 51-100				RPI 101+ Team's RPI: 105			
RPI	S	Opponent	Score	RPI	S	Opponent	Score	RPI	S	Opponent	Score	RPI	S	Opponent	Score
2	N	Oregon	54 91	46	N	Oklahoma St.	47 60	62	H	Marist	57 73	146	H	Texas Southern	63 74
5	N	Louisville	67 76	48	A	Troy	69 85	78	A	Coastal Caro.	56 62	154	H	Wright St.	68 62
8	A	Northwestern	47 74					78	H	Coastal Caro.	62 80	196	A	Little Rock	62 46
								94	A	Kansas St.	57 53	196	H	Little Rock	65 58
												206	H	Louisiana	79 52
												219	H	SMU	51 46
												238	A	Appalachian St.	82 60
												238	H	Appalachian St.	63 44
												248	A	South Alabama	68 45
												255	A	Texas St.	55 72
												255	H	Texas St.	69 49
												257	A	North Texas	68 49
												262	A	Arkansas St.	89 62
												262	H	Arkansas St.	71 44
												345	A	Grambling	88 54
												348	H	Chicago St.	84 53
												350	H	La.-Monroe	72 34
LAST 10 Division I															
255	H	Texas St.	69 49	255	A	Texas St.	55 72								
196	A	Little Rock	62 46	48	A	Troy	69 85								
262	A	Arkansas St.	89 62	248	A	South Alabama	68 45								
78	H	Coastal Caro.	62 80	350	H	La.-Monroe	72 34								
238	H	Appalachian St.	63 44	206	H	Louisiana	79 52								

Non-Div I Games:

UT Arlington

■ Loss,
 ■ Non-Conf,
 ■ S Site,
 ■ H Home
 ■ A Away
 N Neutral

Average RPI Win:	218	WON-LOST	WINNING	LAST 10	STRENGTH OF	OPP. STRENGTH	TEAM	ADJ.	CONF.	ADJ CONF.
Average RPI Loss:	75	RECORD	PCT. RANK	GAMES	SCHEDULE	OF SCHEDULE	RPI	RPI	RPI	RPI
DIV. I ONLY	18- 9	72	8-2	69	197	50	50	20	20	
DIV. I NON-CONF.	4- 7	225	0	16	14	114	114	23	23	
TOTALS	RPI 1-25	RPI 26-50	W-L RECORDS	RPI 51-100	RPI 101-150	RPI 150+				
18- 9	0- 3	0- 1	OVERALL	2- 3	0- 1	16- 1				
11- 1	0- 1	0- 0	HOME	2- 0	0- 0	9- 0				
7- 8	0- 2	0- 1	AWAY	0- 3	0- 1	7- 1				
0- 0	0- 0	0- 0	NEUTRAL	0- 0	0- 0	0- 0				
4- 7	0- 3	0- 1	NON-CONFERENCE	1- 3	0- 0	3- 0				
4- 1	0- 1	0- 0	HOME	1- 0	0- 0	3- 0				
0- 6	0- 2	0- 1	AWAY	0- 3	0- 0	0- 0				
0- 0	0- 0	0- 0	NEUTRAL	0- 0	0- 0	0- 0				
14- 2	0- 0	0- 0	CONFERENCE	1- 0	0- 1	13- 1				
7- 0	0- 0	0- 0	HOME	1- 0	0- 0	6- 0				
7- 2	0- 0	0- 0	AWAY	0- 0	0- 1	7- 1				
0- 0	0- 0	0- 0	NEUTRAL	0- 0	0- 0	0- 0				

RPI 1-25				RPI 26-50				Team's RPI: 50				RPI 51-100				RPI 101+			
RPI	S	Opponent	Score	RPI	S	Opponent	Score	RPI	S	Opponent	Score	RPI	S	Opponent	Score	RPI	S	Opponent	Score
5	H	Louisville	63 71	35	A	Arkansas	46 96	57	H	Belmont	74 57	119	A	Southeast Mo. St.	69 71				
12	A	Gonzaga	55 78					64	H	IUPUI	57 51	175	H	Samford	80 75				
15	A	Mississippi St.	46 82					86	A	Illinois St.	47 70	179	A	Austin Peay	69 61				
								93	A	Saint Louis	50 56	179	H	Austin Peay	65 61				
								99	A	Southern Ill.	59 70	195	H	Chattanooga	78 51				
												211	A	Tennessee Tech	86 65				
												211	H	Tennessee Tech	71 62				
												213	A	Eastern Ill.	70 74				
												213	H	Eastern Ill.	88 64				
												227	A	Murray St.	89 64				
												227	H	Murray St.	98 56				
												251	H	Lipscomb	83 67				
												253	A	Jacksonville St.	73 56				
												253	H	Jacksonville St.	86 72				
												280	A	Morehead St.	82 64				
												284	A	Eastern Ky.	65 50				
												334	H	Tennessee St.	88 71				
												339	A	SIUE	79 39				
LAST 10 Division I																			
253	A	Jacksonville St.	73 56	211	H	Tennessee Tech	71 62												
211	A	Tennessee Tech	86 65	280	A	Morehead St.	82 64												
213	H	Eastern Ill.	88 64	284	A	Eastern Ky.	65 50												
119	A	Southeast Mo. St.	69 71	339	A	SIUE	79 39												
253	H	Jacksonville St.	86 72	213	A	Eastern Ill.	70 74												

Non-Div I Games:

UT Martin

■ Loss,
 ■ Non-Conf,
 ■ S Site,
 ■ H Home
 ■ A Away
 N Neutral

Average RPI Win:	263	WON-LOST	WINNING	LAST 10	STRENGTH OF	OPP. STRENGTH	TEAM	ADJ.	CONF.	ADJ CONF.
Average RPI Loss:	132	RECORD	PCT. RANK	GAMES	SCHEDULE	OF SCHEDULE	RPI	RPI	RPI	RPI
DIV. I ONLY	14- 12	161	3-7	252	189	221	221	13	13	
DIV. I NON-CONF.	7- 4	100	0	320	336	265	265	16	16	
TOTALS	RPI 1-25	RPI 26-50	W-L RECORDS	RPI 51-100	RPI 101-150	RPI 150+				
14- 12	0- 1	1- 2	OVERALL	0- 3	1- 1	12- 5				
11- 6	0- 1	1- 1	HOME	0- 2	1- 0	9- 2				
3- 6	0- 0	0- 1	AWAY	0- 1	0- 1	3- 3				
0- 0	0- 0	0- 0	NEUTRAL	0- 0	0- 0	0- 0				
7- 4	0- 1	0- 0	NON-CONFERENCE	0- 0	1- 0	6- 3				
6- 3	0- 1	0- 0	HOME	0- 0	1- 0	5- 2				
1- 1	0- 0	0- 0	AWAY	0- 0	0- 0	1- 1				
0- 0	0- 0	0- 0	NEUTRAL	0- 0	0- 0	0- 0				
7- 8	0- 0	1- 2	CONFERENCE	0- 3	0- 1	6- 2				
5- 3	0- 0	1- 1	HOME	0- 2	0- 0	4- 0				
2- 5	0- 0	0- 1	AWAY	0- 1	0- 1	2- 2				
0- 0	0- 0	0- 0	NEUTRAL	0- 0	0- 0	0- 0				

RPI 1-25				RPI 26-50				RPI 51-100				RPI 101+				Team's RPI: 221	
RPI	S	Opponent	Score	RPI	S	Opponent	Score	RPI	S	Opponent	Score	RPI	S	Opponent	Score		
24	H	Arizona	43 54	26	H	Old Dominion	69 77	58	A	Middle Tenn.	60 76	122	A	UAB	51 63		
				31	A	Western Ky.	65 78	58	H	Middle Tenn.	80 92	150	H	Western Mich.	76 46		
				49	H	Charlotte	82 76	68	H	Rice	61 69	201	H	Fla. Atlantic	96 65		
												203	A	Southern Miss.	89 72		
												215	H	New Mexico	78 93		
												219	A	SMU	56 60		
												228	A	Marshall	66 76		
												257	H	North Texas	67 63		
												267	A	Louisiana Tech	80 87		
												272	H	Tulsa	51 58		
												301	H	UC Riverside	63 50		
												304	H	FIU	64 34		
												311	A	UTSA	85 59		
												311	H	UTSA	94 54		
												312	H	Georgia St.	71 68		
												319	A	New Mexico St.	63 57		
												319	H	New Mexico St.	65 45		
												321	H	Weber St.	70 51		
												329	H	Alcorn	92 47		
LAST 10 Division I																	
				58	H	Middle Tenn.	80 92	49	H	Charlotte	82 76						
				311	A	UTSA	85 59	122	A	UAB	51 63						
				228	A	Marshall	66 76	58	A	Middle Tenn.	60 76						
				31	A	Western Ky.	65 78	257	H	North Texas	67 63						
				26	H	Old Dominion	69 77	68	H	Rice	61 69						

Non-Div I Games:

UTEP

■ Loss,
 ■ Non-Conf, S Site,
 ■ Home
 ■ Away
 N Neutral

Average RPI Win:	308	WON-LOST	WINNING	LAST 10	STRENGTH OF	OPP. STRENGTH	TEAM	ADJ.	CONF.	ADJ CONF.
Average RPI Loss:	197	RECORD	PCT. RANK	GAMES	SCHEDULE	OF SCHEDULE	RPI	RPI	RPI	RPI
DIV. I ONLY	7- 15	283	4-6	316	324	315	315	31	31	
DIV. I NON-CONF.	1- 8	322	0	163	177	316	316	32	32	
TOTALS	RPI 1-25	RPI 26-50	W-L RECORDS	RPI 51-100	RPI 101-150	RPI 150+				
7- 15	0- 0	0- 0	OVERALL	0- 5	0- 1	7- 9				
5- 4	0- 0	0- 0	HOME	0- 1	0- 1	5- 2				
2- 9	0- 0	0- 0	AWAY	0- 4	0- 0	2- 5				
0- 2	0- 0	0- 0	NEUTRAL	0- 0	0- 0	0- 2				
1- 8	0- 0	0- 0	NON-CONFERENCE	0- 5	0- 1	1- 2				
1- 2	0- 0	0- 0	HOME	0- 1	0- 1	1- 0				
0- 4	0- 0	0- 0	AWAY	0- 4	0- 0	0- 0				
0- 2	0- 0	0- 0	NEUTRAL	0- 0	0- 0	0- 2				
6- 7	0- 0	0- 0	CONFERENCE	0- 0	0- 0	6- 7				
4- 2	0- 0	0- 0	HOME	0- 0	0- 0	4- 2				
2- 5	0- 0	0- 0	AWAY	0- 0	0- 0	2- 5				
0- 0	0- 0	0- 0	NEUTRAL	0- 0	0- 0	0- 0				

RPI S	Opponent	Score	RPI S	Opponent	Score	RPI S	Opponent	Score	RPI S	Opponent	Score	Team's RPI: 315
52	A Texas	69 85	83	A Southern California	43 80	146	H Texas Southern	44 71	210	A UMKC	56 60	
94	A Kansas St.	66 79	96	A A&M-Corpus Christi	50 61	210	H UMKC	58 72	226	A Grand Canyon	60 62	
96	H A&M-Corpus Christi	54 59				233	A CSU Bakersfield	66 52	234	N Nevada	57 62	
						288	N Long Beach St.	65 69	295	H California Baptist	87 68	
						302	A Utah Valley	54 61	302	H Utah Valley	67 76	
						303	A Seattle U	70 78	303	H Seattle U	85 81	
						311	H UTSA	75 64	319	A New Mexico St.	75 76	
						319	H New Mexico St.	74 63	348	A Chicago St.	87 67	
						348	H Chicago St.	77 68				
LAST 10 Division I												
319	H New Mexico St.	74 63	233	A CSU Bakersfield	66 52							
303	A Seattle U	70 78	226	A Grand Canyon	60 62							
302	A Utah Valley	54 61	319	A New Mexico St.	75 76							
348	H Chicago St.	77 68	302	H Utah Valley	67 76							
210	H UMKC	58 72	303	H Seattle U	85 81							

Non-Div I Games: Tex. A&M-Kingsville 66 45 Tex. A&M Int'l 72 56 Texas Lutheran 98 46 Minot St. 75 56

UTRGV

Loss, Non-Conf, S Site, H Home A Away N Neutral

Average RPI Win:	276	WON-LOST	WINNING	LAST 10	STRENGTH OF	OPP. STRENGTH	TEAM	ADJ.	CONF.	ADJ CONF.
Average RPI Loss:	158	RECORD	PCT. RANK	GAMES	SCHEDULE	OF SCHEDULE	RPI	RPI	RPI	RPI
DIV. I ONLY	3- 20	328	0-10	151	171	311	311	13	13	
DIV. I NON-CONF.	1- 7	321	0	187	275	320	320	16	16	
TOTALS	RPI 1-25	RPI 26-50	W-L RECORDS	RPI 51-100	RPI 101-150	RPI 150+				
3- 20	0- 0	0- 3	OVERALL	0- 3	0- 3	3- 11				
2- 7	0- 0	0- 2	HOME	0- 1	0- 0	2- 4				
1- 12	0- 0	0- 1	AWAY	0- 2	0- 2	1- 7				
0- 1	0- 0	0- 0	NEUTRAL	0- 0	0- 1	0- 0				
1- 7	0- 0	0- 0	NON-CONFERENCE	0- 1	0- 2	1- 4				
1- 1	0- 0	0- 0	HOME	0- 0	0- 0	1- 1				
0- 5	0- 0	0- 0	AWAY	0- 1	0- 1	0- 3				
0- 1	0- 0	0- 0	NEUTRAL	0- 0	0- 1	0- 0				
2- 13	0- 0	0- 3	CONFERENCE	0- 2	0- 1	2- 7				
1- 6	0- 0	0- 2	HOME	0- 1	0- 0	1- 3				
1- 7	0- 0	0- 1	AWAY	0- 1	0- 1	1- 4				
0- 0	0- 0	0- 0	NEUTRAL	0- 0	0- 0	0- 0				

RPI S	Opponent	Score	RPI S	Opponent	Score	RPI S	Opponent	Score	RPI S	Opponent	Score	Team's RPI: 311
26	H Old Dominion	43 62	52	A Texas	53 84	107	N Utah	45 91				
31	A Western Ky.	57 85	58	A Middle Tenn.	48 69	122	A UAB	55 94				
49	H Charlotte	47 67	68	H Rice	62 74	137	A Texas Tech	58 115				
						153	H Sam Houston St.	77 81				
						197	A Hawaii	50 62				
						201	H Fla. Atlantic	53 80				
						203	A Southern Miss.	65 82				
						221	A UTEP	54 94				
						221	H UTEP	59 85				
						228	A Marshall	53 66				
						255	A Texas St.	69 74				
						257	A North Texas	55 94				
						257	H North Texas	55 79				
						258	H Incarnate Word	63 56				
						267	A Louisiana Tech	82 73				
						304	H FIU	60 45				
						315	A UTRGV	64 75				
LAST 10 Division I												
257	A North Texas	55 94	26	H Old Dominion	43 62							
221	H UTEP	59 85	58	A Middle Tenn.	48 69							
31	A Western Ky.	57 85	122	A UAB	55 94							
228	A Marshall	53 66	68	H Rice	62 74							
49	H Charlotte	47 67	257	H North Texas	55 79							

Non-Div I Games: Texas Wesleyan 80 78 Southwest (NM) 79 62 Concordia (TX) 73 44

UTSA

Loss, Non-Conf, S Site, H Home A Away N Neutral

Average RPI Win:	166	WON-LOST	WINNING	LAST 10	STRENGTH OF	OPP. STRENGTH	TEAM	ADJ.	CONF.	ADJ CONF.
Average RPI Loss:	59	RECORD	PCT. RANK	GAMES	SCHEDULE	OF SCHEDULE	RPI	RPI	RPI	RPI
DIV. I ONLY	13- 14	182	4-6	50	18	107	107	1	1	
DIV. I NON-CONF.	7- 4	100	0	295	170	193	193	2	2	
TOTALS	RPI 1-25	RPI 26-50	W-L RECORDS	RPI 51-100	RPI 101-150	RPI 150+				
13- 14	0- 8	1- 1	OVERALL	3- 2	4- 1	5- 2				
6- 9	0- 5	1- 1	HOME	1- 1	0- 1	4- 1				
5- 5	0- 3	0- 0	AWAY	2- 1	3- 0	0- 1				
2- 0	0- 0	0- 0	NEUTRAL	0- 0	1- 0	1- 0				
7- 4	0- 0	0- 1	NON-CONFERENCE	1- 1	1- 0	5- 2				
4- 2	0- 0	0- 1	HOME	0- 0	0- 0	4- 1				
1- 2	0- 0	0- 0	AWAY	1- 1	0- 0	0- 1				
2- 0	0- 0	0- 0	NEUTRAL	0- 0	1- 0	1- 0				
6- 10	0- 8	1- 0	CONFERENCE	2- 1	3- 1	0- 0				
2- 7	0- 5	1- 0	HOME	1- 1	0- 1	0- 0				
4- 3	0- 3	0- 0	AWAY	1- 0	3- 0	0- 0				
0- 0	0- 0	0- 0	NEUTRAL	0- 0	0- 0	0- 0				

RPI	S	Opponent	Score	RPI	S	Opponent	Score	RPI	S	Opponent	Score	RPI	S	Opponent	Score	Team's RPI: 107
2	A	Oregon	51 88	28	H	Arizona St.	75 71	74	A	Colorado	84 69	106	A	Washington St.	78 66	
2	H	Oregon	63 90	33	H	South Dakota	81 84	74	H	Colorado	70 80	123	A	Washington	74 65	
7	A	Stanford	49 82					77	A	Cincinnati	62 68	136	A	California	71 62	
7	H	Stanford	64 97					80	A	BYU	77 73	136	H	California	74 88	
11	H	UCLA	54 84					83	H	Southern California	67 65	146	N	Texas Southern	61 52	
16	A	Oregon St.	48 77									169	H	Providence	60 67	
16	H	Oregon St.	65 77									218	H	Oral Roberts	78 58	
24	H	Arizona	69 85									234	H	Nevada	68 62	
												252	A	Xavier	63 70	
												299	H	Eastern Wash.	87 49	
												311	N	UTSA	91 45	
												321	H	Weber St.	75 46	
LAST 10 Division I																
28	H	Arizona St.	75 71	123	A	Washington	74 65									
24	H	Arizona	69 85	16	H	Oregon St.	65 77									
136	H	California	74 88	2	H	Oregon	63 90									
7	H	Stanford	64 97	7	A	Stanford	49 82									
106	A	Washington St.	78 66	136	A	California	71 62									

Non-Div I Games:

Utah

■ Loss,
 ■ Non-Conf,
 ■ S Site,
 ■ Home
 ■ A Away
 N Neutral

Average RPI Win:	235	WON-LOST	WINNING	LAST 10	STRENGTH OF	OPP. STRENGTH	TEAM	ADJ.	CONF.	ADJ CONF.
Average RPI Loss:	177	RECORD	PCT. RANK	GAMES	SCHEDULE	OF SCHEDULE	RPI	RPI	RPI	RPI
DIV. I ONLY	6- 20	312	2-8	152	215	282	282	17	17	
DIV. I NON-CONF.	4- 6	212	0	95	221	168	168	20	20	
TOTALS	RPI 1-25	RPI 26-50	W-L RECORDS	RPI 51-100	RPI 101-150	RPI 150+				
6- 20	0- 2	0- 0	OVERALL	0- 3	1- 2	5- 13				
3- 9	0- 0	0- 0	HOME	0- 1	0- 2	3- 6				
3- 11	0- 2	0- 0	AWAY	0- 2	1- 0	2- 7				
0- 0	0- 0	0- 0	NEUTRAL	0- 0	0- 0	0- 0				
4- 6	0- 2	0- 0	NON-CONFERENCE	0- 1	0- 1	4- 2				
3- 1	0- 0	0- 0	HOME	0- 0	0- 1	3- 0				
1- 5	0- 2	0- 0	AWAY	0- 1	0- 0	1- 2				
0- 0	0- 0	0- 0	NEUTRAL	0- 0	0- 0	0- 0				
2- 14	0- 0	0- 0	CONFERENCE	0- 2	1- 1	1- 11				
0- 8	0- 0	0- 0	HOME	0- 1	0- 1	0- 6				
2- 6	0- 0	0- 0	AWAY	0- 1	1- 0	1- 5				
0- 0	0- 0	0- 0	NEUTRAL	0- 0	0- 0	0- 0				

RPI	S	Opponent	Score	RPI	S	Opponent	Score	RPI	S	Opponent	Score	RPI	S	Opponent	Score	Team's RPI: 282
2	A	Oregon	52 109					73	A	Fresno St.	64 76	101	A	Boise St.	58 56	
16	A	Oregon St.	46 75					73	H	Fresno St.	61 79	101	H	Boise St.	59 65	
								80	A	BYU	50 67	138	H	Portland	64 70	
												161	H	San Jose St.	61 76	
												171	H	Idaho St.	69 61	
												199	A	Wyoming	45 64	
												199	H	Wyoming	54 65	
												209	A	UNLV	45 69	
												209	H	UNLV	46 60	
												229	A	Cal St. Fullerton	62 83	
												234	A	Nevada	60 69	
												247	A	San Diego St.	62 66	
												247	H	San Diego St.	51 59	
												257	H	North Texas	66 55	
												261	A	Colorado St.	55 56	
												261	H	Colorado St.	61 67	
												288	A	Long Beach St.	56 48	
												291	A	Air Force	53 52	
												291	H	Air Force	45 62	
												302	A	Utah Valley	49 57	
												303	H	Seattle U	70 63	
LAST 10 Division I																
199	A	Wyoming	45 64	247	H	San Diego St.	51 59									
73	H	Fresno St.	61 79	199	H	Wyoming	54 65									
261	H	Colorado St.	61 67	261	A	Colorado St.	55 56									
101	A	Boise St.	58 56	291	A	Air Force	53 52									
209	A	UNLV	45 69	101	H	Boise St.	59 65									

Non-Div I Games: Dixie St. 61 49

Utah St.

Utah Valley

Through Games Of Feb. 23, 2020

Average RPI Win: 283	WON-LOST	WINNING	LAST 10	STRENGTH OF	OPP. STRENGTH	TEAM	ADJ.	CONF.	ADJ CONF.
Average RPI Loss: 227	RECORD	PCT. RANK	GAMES	SCHEDULE	OF SCHEDULE	RPI	RPI	RPI	RPI
DIV. I ONLY	9- 14	245	5-5	319	337	302	302	31	31
DIV. I NON-CONF.	1- 9	326	0	284	297	340	340	32	32
TOTALS	RPI 1-25	RPI 26-50	W-L RECORDS	RPI 51-100	RPI 101-150	RPI 150+			
9- 14	0- 0	0- 0	OVERALL	0- 1	0- 1	9- 12			
5- 7	0- 0	0- 0	HOME	0- 0	0- 0	5- 7			
4- 7	0- 0	0- 0	AWAY	0- 1	0- 1	4- 5			
0- 0	0- 0	0- 0	NEUTRAL	0- 0	0- 0	0- 0			
1- 9	0- 0	0- 0	NON-CONFERENCE	0- 1	0- 1	1- 7			
1- 4	0- 0	0- 0	HOME	0- 0	0- 0	1- 4			
0- 5	0- 0	0- 0	AWAY	0- 1	0- 1	0- 3			
0- 0	0- 0	0- 0	NEUTRAL	0- 0	0- 0	0- 0			
8- 5	0- 0	0- 0	CONFERENCE	0- 0	0- 0	8- 5			
4- 3	0- 0	0- 0	HOME	0- 0	0- 0	4- 3			
4- 2	0- 0	0- 0	AWAY	0- 0	0- 0	4- 2			
0- 0	0- 0	0- 0	NEUTRAL	0- 0	0- 0	0- 0			

RPI 1-25			RPI 26-50			RPI 51-100			RPI 101+			Team's RPI: 302
RPI	S	Opponent	Score	RPI	S	Opponent	Score	RPI	S	Opponent	Score	
						80 A BYU	57 71			101 A Boise St.	69 77	
										165 H Montana	52 63	
										171 H Idaho St.	61 88	
										177 H Southern Utah	58 71	
										210 H UMKC	62 41	
										226 A Grand Canyon	64 54	
										226 H Grand Canyon	59 66	
										233 A CSU Bakersfield	63 56	
										233 H CSU Bakersfield	53 55	
										234 H Nevada	57 60	
										256 A UC Santa Barbara	51 59	
										282 H Utah St.	57 49	
										295 A California Baptist	67 80	
										301 A UC Riverside	53 67	
										303 A Seattle U	80 82	
										303 H Seattle U	70 58	
										315 A UTRGV	76 67	
										315 H UTRGV	61 54	
										319 A New Mexico St.	58 54	
										319 H New Mexico St.	58 65	
										321 A Weber St.	46 72	
										348 H Chicago St.	89 58	
LAST 10 Division I												
						226 A Grand Canyon	64 54			295 A California Baptist	67 80	
						233 A CSU Bakersfield	63 56			226 H Grand Canyon	59 66	
						319 H New Mexico St.	58 65			233 H CSU Bakersfield	53 55	
						315 H UTRGV	61 54			315 A UTRGV	76 67	
						303 A Seattle U	80 82			319 A New Mexico St.	58 54	

Non-Div I Games: Antelope Valley 77 61 Ottawa (AZ) 99 50

Utah Valley

■ Loss,
 ■ Non-Conf,
 ■ S Site,
 ■ Home
 ■ A Away
 N Neutral

Average RPI Win: 180	WON-LOST	WINNING	LAST 10	STRENGTH OF	OPP. STRENGTH	TEAM	ADJ.	CONF.	ADJ CONF.
Average RPI Loss: 105	RECORD	PCT. RANK	GAMES	SCHEDULE	OF SCHEDULE	RPI	RPI	RPI	RPI
DIV. I ONLY	16- 11	117	7-3	100	111	102	102	12	12
DIV. I NON-CONF.	5- 8	221	0	104	134	208	208	11	11
TOTALS	RPI 1-25	RPI 26-50	W-L RECORDS	RPI 51-100	RPI 101-150	RPI 150+			
16- 11	0- 0	1- 0	OVERALL	3- 6	3- 3	9- 2			
9- 5	0- 0	1- 0	HOME	2- 1	1- 3	5- 1			
6- 6	0- 0	0- 0	AWAY	1- 5	2- 0	3- 1			
1- 0	0- 0	0- 0	NEUTRAL	0- 0	0- 0	1- 0			
5- 8	0- 0	1- 0	NON-CONFERENCE	0- 5	0- 1	4- 2			
4- 3	0- 0	1- 0	HOME	0- 1	0- 1	3- 1			
0- 5	0- 0	0- 0	AWAY	0- 4	0- 0	0- 1			
1- 0	0- 0	0- 0	NEUTRAL	0- 0	0- 0	1- 0			
11- 3	0- 0	0- 0	CONFERENCE	3- 1	3- 2	5- 0			
5- 2	0- 0	0- 0	HOME	2- 0	1- 2	2- 0			
6- 1	0- 0	0- 0	AWAY	1- 1	2- 0	3- 0			
0- 0	0- 0	0- 0	NEUTRAL	0- 0	0- 0	0- 0			

RPI 1-25			RPI 26-50			RPI 51-100			RPI 101+			Team's RPI: 102
RPI	S	Opponent	Score	RPI	S	Opponent	Score	RPI	S	Opponent	Score	
26	H	Old Dominion	62 49	53	A	Dayton	67 72	112	A	Richmond	57 42	
				58	A	Middle Tenn.	63 86	112	H	Richmond	53 50	
				69	A	South Fla.	55 77	113	H	William & Mary	55 69	
				76	A	Seton Hall	33 53	134	H	Duquesne	76 79	
				77	H	Cincinnati	56 58	141	H	George Washington	55 56	
				79	A	Boston College	52 87	148	A	Massachusetts	61 46	
				84	H	Fordham	62 52	151	H	N.C. A&T	58 69	
				93	A	Saint Louis	65 52	170	A	La Salle	67 61	
				93	H	Saint Louis	67 60	203	A	Southern Miss.	39 51	
								208	A	Rhode Island	75 54	
								225	H	Saint Joseph's	47 40	
								230	A	George Mason	82 63	
								238	H	Appalachian St.	66 38	
								243	H	East Carolina	53 40	
								293	H	St. Bonaventure	56 47	
								301	H	UC Riverside	67 51	
								309	N	Omaha	74 66	
LAST 10 Division I												
93	H	Saint Louis	67 60	112	A	Richmond	57 42					
170	A	La Salle	67 61	134	H	Duquesne	76 79					
53	A	Dayton	67 72	84	H	Fordham	62 52					
293	H	St. Bonaventure	56 47	230	A	George Mason	82 63					
141	H	George Washington	55 56	148	A	Massachusetts	61 46					

Non-Div I Games:

VCU

■ Loss,
 ■ Non-Conf,
 S Site,
 ■ Home
 ■ Away
 N Neutral

Valparaiso

Through Games Of Feb. 23, 2020

Average RPI Win:	253	WON-LOST	WINNING	LAST 10	STRENGTH OF	OPP. STRENGTH	TEAM	ADJ.	CONF.	ADJ CONF.
Average RPI Loss:	63	RECORD	PCT. RANK	GAMES	SCHEDULE	OF SCHEDULE	RPI	RPI	RPI	RPI
DIV. I ONLY	15- 10	106	5-5	256	104	149	149	8	8	
DIV. I NON-CONF.	8- 3	68	0	332	215	145	145	7	7	
TOTALS	RPI 1-25	RPI 26-50	W-L RECORDS	RPI 51-100	RPI 101-150	RPI 150+				
15- 10	0- 3	0- 3	OVERALL	1- 3	2- 0	12- 1				
7- 4	0- 1	0- 1	HOME	0- 2	1- 0	6- 0				
8- 5	0- 1	0- 2	AWAY	1- 1	1- 0	6- 1				
0- 1	0- 1	0- 0	NEUTRAL	0- 0	0- 0	0- 0				
8- 3	0- 2	0- 0	NON-CONFERENCE	0- 0	0- 0	8- 1				
4- 0	0- 0	0- 0	HOME	0- 0	0- 0	4- 0				
4- 2	0- 1	0- 0	AWAY	0- 0	0- 0	4- 1				
0- 1	0- 1	0- 0	NEUTRAL	0- 0	0- 0	0- 0				
7- 7	0- 1	0- 3	CONFERENCE	1- 3	2- 0	4- 0				
3- 4	0- 1	0- 1	HOME	0- 2	1- 0	2- 0				
4- 3	0- 0	0- 2	AWAY	1- 1	1- 0	2- 0				
0- 0	0- 0	0- 0	NEUTRAL	0- 0	0- 0	0- 0				

RPI	S	Opponent	Score	RPI	S	Opponent	Score	RPI	S	Opponent	Score	RPI	S	Opponent	Score	Team's RPI: 149
8	A	Northwestern	48 69	27	A	Drake	66 87	75	A	UNI	70 77	147	A	Loyola Chicago	70 57	
10	H	Missouri St.	68 81	36	A	Bradley	69 90	86	A	Illinois St.	78 70	147	H	Loyola Chicago	66 64	
21	N	Ohio St.	38 89	36	H	Bradley	61 75	86	H	Illinois St.	60 72	173	A	Toledo	61 54	
								99	H	Southern Ill.	51 67	213	A	Eastern Ill.	78 66	
												232	A	North Dakota	63 65	
												263	H	Bowling Green	95 90	
												269	A	North Dakota St.	66 54	
												274	A	Indiana St.	75 56	
												274	H	Indiana St.	61 45	
												280	H	Morehead St.	55 53	
												320	A	Evansville	88 66	
												320	H	Evansville	72 54	
												332	A	Detroit Mercy	77 58	
												343	H	UIC	63 37	
												348	H	Chicago St.	95 49	
LAST 10 Division I																
147	A	Loyola Chicago	70 57	75	A	UNI	70 77									
86	A	Illinois St.	78 70	27	A	Drake	66 87									
36	A	Bradley	69 90	147	H	Loyola Chicago	66 64									
274	H	Indiana St.	61 45	36	H	Bradley	61 75									
320	H	Evansville	72 54	86	H	Illinois St.	60 72									

Non-Div I Games:

Valparaiso

■ Loss,
■ Non-Conf,
■ S Site,
■ H Home
■ A Away
N Neutral

Vanderbilt

Through Games Of Feb. 23, 2020

Average RPI Win:	199	WON-LOST	WINNING	LAST 10	STRENGTH OF	OPP. STRENGTH	TEAM	ADJ.	CONF.	ADJ CONF.
Average RPI Loss:	54	RECORD	PCT. RANK	GAMES	SCHEDULE	OF SCHEDULE	RPI	RPI	RPI	RPI
DIV. I ONLY	13- 14	182	1-9	48	68	120	120	4	4	
DIV. I NON-CONF.	10- 3	57	0	113	232	72	72	5	5	
TOTALS	RPI 1-25	RPI 26-50	W-L RECORDS	RPI 51-100	RPI 101-150	RPI 150+				
13- 14	0- 5	0- 2	OVERALL	2- 4	3- 3	8- 0				
9- 6	0- 3	0- 1	HOME	1- 1	2- 1	6- 0				
3- 6	0- 2	0- 0	AWAY	1- 2	1- 2	1- 0				
1- 2	0- 0	0- 1	NEUTRAL	0- 1	0- 0	1- 0				
10- 3	0- 1	0- 1	NON-CONFERENCE	1- 1	2- 0	7- 0				
7- 1	0- 1	0- 0	HOME	1- 0	1- 0	5- 0				
2- 0	0- 0	0- 0	AWAY	0- 0	1- 0	1- 0				
1- 2	0- 0	0- 1	NEUTRAL	0- 1	0- 0	1- 0				
3- 11	0- 4	0- 1	CONFERENCE	1- 3	1- 3	1- 0				
2- 5	0- 2	0- 1	HOME	0- 1	1- 1	1- 0				
1- 6	0- 2	0- 0	AWAY	1- 2	0- 2	0- 0				
0- 0	0- 0	0- 0	NEUTRAL	0- 0	0- 0	0- 0				

RPI 1-25				RPI 26-50				RPI 51-100				RPI 101+ Team's RPI: 120			
RPI	S	Opponent	Score	RPI	S	Opponent	Score	RPI	S	Opponent	Score	RPI	S	Opponent	Score
1	A	South Carolina	44 95	35	H	Arkansas	66 100	55	A	Tennessee	63 67	109	A	Auburn	62 70
1	H	South Carolina	57 93	44	N	Rutgers	56 62	55	H	Tennessee	69 78	109	H	Auburn	77 55
6	H	UConn	51 64					65	A	Alabama	61 98	123	A	Washington	76 74
13	A	Texas A&M	53 74					71	A	Georgia	63 55	125	H	Columbia	72 51
15	H	Mississippi St.	52 68					76	N	Seton Hall	65 69	130	A	Florida	60 68
								93	H	Saint Louis	62 50	145	H	Missouri	66 78
												200	H	Radford	80 46
												211	H	Tennessee Tech	75 61
												212	H	Furman	74 46
												253	H	Jacksonville St.	88 66
												284	H	Eastern Ky.	75 69
												286	H	Ole Miss	63 47
												289	N	UC Irvine	76 63
												334	A	Tennessee St.	106 55
LAST 10 Division I															
55	A	Tennessee	63 67	109	A	Auburn	62 70								
145	H	Missouri	66 78	55	H	Tennessee	69 78								
1	A	South Carolina	44 95	65	A	Alabama	61 98								
13	A	Texas A&M	53 74	15	H	Mississippi St.	52 68								
286	H	Ole Miss	63 47	35	H	Arkansas	66 100								

Non-Div I Games:

Vanderbilt

Loss, Non-Conf, S Site, H Home A Away N Neutral

Average RPI Win:	306	WON-LOST	WINNING	LAST 10	STRENGTH OF	OPP. STRENGTH	TEAM	ADJ.	CONF.	ADJ CONF.
Average RPI Loss:	186	RECORD	PCT. RANK	GAMES	SCHEDULE	OF SCHEDULE	RPI	RPI	RPI	RPI
DIV. I ONLY	11- 16	229	3-7	320	323	297	297	27	27	
DIV. I NON-CONF.	5- 7	205	0	323	311	304	304	28	28	
TOTALS	RPI 1-25	RPI 26-50	W-L RECORDS	RPI 51-100	RPI 101-150	RPI 150+				
11- 16	0- 0	0- 0	OVERALL	0- 3	0- 2	11- 11				
8- 5	0- 0	0- 0	HOME	0- 1	0- 1	8- 3				
3- 11	0- 0	0- 0	AWAY	0- 2	0- 1	3- 8				
0- 0	0- 0	0- 0	NEUTRAL	0- 0	0- 0	0- 0				
5- 7	0- 0	0- 0	NON-CONFERENCE	0- 1	0- 2	5- 4				
4- 2	0- 0	0- 0	HOME	0- 0	0- 1	4- 1				
1- 5	0- 0	0- 0	AWAY	0- 1	0- 1	1- 3				
0- 0	0- 0	0- 0	NEUTRAL	0- 0	0- 0	0- 0				
6- 9	0- 0	0- 0	CONFERENCE	0- 2	0- 0	6- 7				
4- 3	0- 0	0- 0	HOME	0- 1	0- 0	4- 2				
2- 6	0- 0	0- 0	AWAY	0- 1	0- 0	2- 5				
0- 0	0- 0	0- 0	NEUTRAL	0- 0	0- 0	0- 0				

RPI 1-25				RPI 26-50				RPI 51-100				RPI 101+				Team's RPI: 297	
RPI	S	Opponent	Score	RPI	S	Opponent	Score	RPI	S	Opponent	Score	RPI	S	Opponent	Score		
								60	A	Stony Brook	49	67	147	A	Loyola Chicago	76	78
								60	H	Stony Brook	68	72	148	H	Massachusetts	49	83
								85	A	Minnesota	58	90	164	A	Dartmouth	55	72
													167	A	Binghamton	53	76
													167	H	Binghamton	65	62
													183	A	Merrimack	53	78
													184	A	Maine	59	70
													184	H	Maine	47	65
													208	A	Rhode Island	74	77
													235	A	UMass Lowell	47	61
													268	A	New Hampshire	44	42
													268	H	New Hampshire	51	59
													276	H	Saint Francis (PA)	69	73
													287	A	UMBC	47	54
													287	H	UMBC	60	58
													306	H	Navy	64	56
													322	A	Albany (NY)	49	58
													322	H	Albany (NY)	52	36
													324	H	Bryant	71	66
													325	H	NJIT	65	59
													330	A	LIU Brooklyn	73	62
													340	H	Canisius	76	53
													347	A	Hartford	63	53
													347	H	Hartford	62	51
LAST 10 Division I																	
				287	A	UMBC	47	54		184	A	Maine	59	70			
				60	H	Stony Brook	68	72		322	H	Albany (NY)	52	36			
				167	A	Binghamton	53	76		268	H	New Hampshire	51	59			
				268	A	New Hampshire	44	42		235	A	UMass Lowell	47	61			
				347	H	Hartford	62	51		184	H	Maine	47	65			

Non-Div I Games: Norwich 86 40

Vermont

■ Loss,
 ■ Non-Conf,
 ■ S Site,
 ■ Home
 ■ A Away
 N Neutral

Villanova

Through Games Of Feb. 23, 2020

Average RPI Win:	139	WON-LOST	WINNING	LAST 10	STRENGTH OF	OPP. STRENGTH	TEAM	ADJ.	CONF.	ADJ CONF.
Average RPI Loss:	77	RECORD	PCT. RANK	GAMES	SCHEDULE	OF SCHEDULE	RPI	RPI	RPI	RPI
DIV. I ONLY	16- 11	117	6-4	58	64	72	72	6	6	
DIV. I NON-CONF.	6- 5	151	0	55	51	80	80	6	6	
TOTALS	RPI 1-25	RPI 26-50	W-L RECORDS	RPI 51-100	RPI 101-150	RPI 150+				
16- 11	1- 1	1- 4	OVERALL	6- 4	0- 1	8- 1				
9- 5	1- 0	1- 2	HOME	2- 2	0- 1	5- 0				
7- 6	0- 1	0- 2	AWAY	4- 2	0- 0	3- 1				
0- 0	0- 0	0- 0	NEUTRAL	0- 0	0- 0	0- 0				
6- 5	0- 0	0- 2	NON-CONFERENCE	3- 1	0- 1	3- 1				
3- 2	0- 0	0- 1	HOME	1- 0	0- 1	2- 0				
3- 3	0- 0	0- 1	AWAY	2- 1	0- 0	1- 1				
0- 0	0- 0	0- 0	NEUTRAL	0- 0	0- 0	0- 0				
10- 6	1- 1	1- 2	CONFERENCE	3- 3	0- 0	5- 0				
6- 3	1- 0	1- 1	HOME	1- 2	0- 0	3- 0				
4- 3	0- 1	0- 1	AWAY	2- 1	0- 0	2- 0				
0- 0	0- 0	0- 0	NEUTRAL	0- 0	0- 0	0- 0				

RPI	S	Opponent	Score	RPI	S	Opponent	Score	RPI	S	Opponent	Score	RPI	S	Opponent	Score
22	A	DePaul	69 85	37	A	Marquette	52 57	54	H	Penn	70 58	141	H	George Washington	56 68
22	H	DePaul	76 58	37	H	Marquette	61 47	63	A	St. John's (NY)	67 62	169	H	Providence	51 49
				40	H	James Madison	52 56	63	H	St. John's (NY)	66 64	170	A	La Salle	77 69
				42	H	Creighton	42 58	71	A	Georgia	63 58	181	A	American	54 76
				43	A	Drexel	52 54	76	A	Seton Hall	61 55	207	H	Manhattan	63 51
								76	H	Seton Hall	63 65	225	H	Saint Joseph's	60 44
								84	A	Fordham	73 66	240	A	Georgetown	48 40
								88	A	Butler	61 63	240	H	Georgetown	74 53
								88	H	Butler	41 58	252	A	Xavier	55 54
								91	A	Temple	69 74	252	H	Xavier	66 54
LAST 10 Division I															
22	H	DePaul	76 58	76	H	Seton Hall	63 65								
37	H	Marquette	61 47	63	H	St. John's (NY)	66 64								
240	A	Georgetown	48 40	37	A	Marquette	52 57								
88	A	Butler	61 63	22	A	DePaul	69 85								
252	A	Xavier	55 54	240	H	Georgetown	74 53								

Non-Div I Games:

Villanova

Loss, Non-Conf, S Site, H Home A Away N Neutral

Virginia

Through Games Of Feb. 23, 2020

Average RPI Win:	108	WON-LOST	WINNING	LAST 10	STRENGTH OF	OPP. STRENGTH	TEAM	ADJ.	CONF.	ADJ CONF.
Average RPI Loss:	46	RECORD	PCT. RANK	GAMES	SCHEDULE	OF SCHEDULE	RPI	RPI	RPI	RPI
DIV. I ONLY	12- 15	206	5-5	2	31	45	45	5	5	
DIV. I NON-CONF.	5- 6	187	0	1	24	34	34	4	4	
TOTALS	RPI 1-25	RPI 26-50	W-L RECORDS	RPI 51-100	RPI 101-150	RPI 150+				
12- 15	0- 7	4- 3	OVERALL	4- 2	1- 3	3- 0				
8- 4	0- 2	3- 1	HOME	3- 0	1- 1	1- 0				
4- 10	0- 4	1- 2	AWAY	1- 2	0- 2	2- 0				
0- 1	0- 1	0- 0	NEUTRAL	0- 0	0- 0	0- 0				
5- 6	0- 4	2- 1	NON-CONFERENCE	1- 1	0- 0	2- 0				
3- 2	0- 2	2- 0	HOME	1- 0	0- 0	0- 0				
2- 3	0- 1	0- 1	AWAY	0- 1	0- 0	2- 0				
0- 1	0- 1	0- 0	NEUTRAL	0- 0	0- 0	0- 0				
7- 9	0- 3	2- 2	CONFERENCE	3- 1	1- 3	1- 0				
5- 2	0- 0	1- 1	HOME	2- 0	1- 1	1- 0				
2- 7	0- 3	1- 1	AWAY	1- 1	0- 2	0- 0				
0- 0	0- 0	0- 0	NEUTRAL	0- 0	0- 0	0- 0				

RPI	S	Opponent	Score	RPI	S	Opponent	Score	RPI	S	Opponent	Score	RPI	S	Opponent	Score
5	A	Louisville	56 71	26	H	Old Dominion	56 53	61	H	Bucknell	84 60	110	A	Wake Forest	56 62
6	A	UConn	44 83	29	A	Duke	47 62	66	A	Georgia Tech	51 61	111	A	North Carolina	68 78
11	H	UCLA	62 73	29	H	Duke	66 63	79	A	Boston College	69 52	111	H	North Carolina	47 65
15	N	Mississippi St.	59 72	38	A	Virginia Tech	86 76	83	A	Southern California	49 59	114	H	Notre Dame	90 60
20	A	NC State	60 80	38	H	Virginia Tech	61 69	98	H	Syracuse	57 41	209	A	UNLV	63 55
23	H	Kentucky	47 50	40	H	James Madison	55 49	100	H	Miami (FL)	69 64	223	H	Clemson	70 54
25	A	Florida St.	55 63	44	A	Rutgers	63 73					283	A	CSUN	72 47
LAST 10 Division I															
38	A	Virginia Tech	86 76	98	H	Syracuse	57 41								
29	A	Duke	47 62	111	A	North Carolina	68 78								
100	H	Miami (FL)	69 64	114	H	Notre Dame	90 60								
25	A	Florida St.	55 63	5	A	Louisville	56 71								
223	H	Clemson	70 54	38	H	Virginia Tech	61 69								

Non-Div I Games:

Virginia

■ Loss,
■ Non-Conf, S Site,
■ Home
■ Away
N Neutral

Virginia Tech

Through Games Of Feb. 23, 2020

Average RPI Win:	141	WON-LOST	WINNING	LAST 10	STRENGTH OF	OPP. STRENGTH	TEAM	ADJ.	CONF.	ADJ CONF.
Average RPI Loss:	44	RECORD	PCT. RANK	GAMES	SCHEDULE	OF SCHEDULE	RPI	RPI	RPI	RPI
DIV. I ONLY	20- 7	45	7-3	73	45	38	38	5	5	
DIV. I NON-CONF.	10- 1	20	0	119	108	27	27	4	4	
TOTALS	RPI 1-25	RPI 26-50	W-L RECORDS	RPI 51-100	RPI 101-150	RPI 150+				
20- 7	0- 3	2- 2	OVERALL	5- 2	6- 0	7- 0				
12- 2	0- 1	1- 1	HOME	3- 0	3- 0	5- 0				
5- 4	0- 2	1- 1	AWAY	0- 1	3- 0	1- 0				
3- 1	0- 0	0- 0	NEUTRAL	2- 1	0- 0	1- 0				
10- 1	0- 0	1- 0	NON-CONFERENCE	2- 1	2- 0	5- 0				
6- 0	0- 0	1- 0	HOME	0- 0	2- 0	3- 0				
1- 0	0- 0	0- 0	AWAY	0- 0	0- 0	1- 0				
3- 1	0- 0	0- 0	NEUTRAL	2- 1	0- 0	1- 0				
10- 6	0- 3	1- 2	CONFERENCE	3- 1	4- 0	2- 0				
6- 2	0- 1	0- 1	HOME	3- 0	1- 0	2- 0				
4- 4	0- 2	1- 1	AWAY	0- 1	3- 0	0- 0				
0- 0	0- 0	0- 0	NEUTRAL	0- 0	0- 0	0- 0				

RPI 1-25				RPI 26-50				Team's RPI: 38	RPI 51-100				RPI 101+			
RPI	S	Opponent	Score	RPI	S	Opponent	Score		RPI	S	Opponent	Score	RPI	S	Opponent	Score
20	A	NC State	69 76	29	A	Duke	67 72		57	N	Belmont	60 58	104	H	Liberty	73 69
20	H	NC State	59 71	41	H	Purdue	67 54		66	H	Georgia Tech	64 61	110	A	Wake Forest	73 62
25	A	Florida St.	62 86	45	A	Virginia	69 61		68	N	Rice	54 45	111	A	North Carolina	72 63
				45	H	Virginia	76 86		71	N	Georgia	72 77	111	H	North Carolina	76 70
									79	H	Boston College	70 49	114	A	Notre Dame	68 62
									98	A	Syracuse	65 67	131	H	Davidson	88 68
									100	H	Miami (FL)	69 45	158	N	Wichita St.	84 63
													193	H	Gardner-Webb	87 65
													223	H	Clemson	71 50
													230	A	George Mason	77 58
													276	H	Saint Francis (PA)	105 41
													285	H	Pittsburgh	68 56
													326	H	UMES	86 43
LAST 10 Division I																
				45	H	Virginia	76 86		20	H	NC State	59 71				
				114	A	Notre Dame	68 62		100	H	Miami (FL)	69 45				
				110	A	Wake Forest	73 62		98	A	Syracuse	65 67				
				66	H	Georgia Tech	64 61		223	H	Clemson	71 50				
				111	A	North Carolina	72 63		79	H	Boston College	70 49				

Non-Div I Games:

Virginia Tech

■ Loss,
 ■ Non-Conf,
 ■ S Site,
 ■ H Home
 ■ A Away
 N Neutral

Average RPI Win: 315	WON-LOST	WINNING	LAST 10	STRENGTH OF	OPP. STRENGTH	TEAM	ADJ.	CONF.	ADJ CONF.
Average RPI Loss: 164	RECORD	PCT. RANK	GAMES	SCHEDULE	OF SCHEDULE	RPI	RPI	RPI	RPI
DIV. I ONLY	9- 16	254	5-5	201	334	281	281	30	30
DIV. I NON-CONF.	3- 7	252	0	37	283	194	194	30	30
TOTALS	RPI 1-25	RPI 26-50	W-L RECORDS	RPI 51-100	RPI 101-150	RPI 150+			
9- 16	0- 1	0- 0	OVERALL	0- 5	0- 4	9- 6			
7- 5	0- 0	0- 0	HOME	0- 1	0- 2	7- 2			
2- 11	0- 1	0- 0	AWAY	0- 4	0- 2	2- 4			
0- 0	0- 0	0- 0	NEUTRAL	0- 0	0- 0	0- 0			
3- 7	0- 1	0- 0	NON-CONFERENCE	0- 5	0- 0	3- 1			
3- 1	0- 0	0- 0	HOME	0- 1	0- 0	3- 0			
0- 6	0- 1	0- 0	AWAY	0- 4	0- 0	0- 1			
0- 0	0- 0	0- 0	NEUTRAL	0- 0	0- 0	0- 0			
6- 9	0- 0	0- 0	CONFERENCE	0- 0	0- 4	6- 5			
4- 4	0- 0	0- 0	HOME	0- 0	0- 2	4- 2			
2- 5	0- 0	0- 0	AWAY	0- 0	0- 2	2- 3			
0- 0	0- 0	0- 0	NEUTRAL	0- 0	0- 0	0- 0			

RPI 1-25				RPI 26-50				RPI 51-100				RPI 101+ Team's RPI: 281			
RPI	S	Opponent	Score	RPI	S	Opponent	Score	RPI	S	Opponent	Score	RPI	S	Opponent	Score
3	A	Maryland	56 119					60	H	Stony Brook	45 66	128	A	Robert Morris	47 51
								67	A	Yale	68 87	128	H	Robert Morris	35 77
								88	A	Butler	58 74	140	A	Mt. St. Mary's	63 78
								89	A	Colgate	58 74	140	H	Mt. St. Mary's	52 67
								90	A	Rider	63 77	183	A	Merrimack	44 55
												250	A	Youngstown St.	42 64
												276	A	Saint Francis (PA)	50 51
												276	H	Saint Francis (PA)	55 50
												287	H	UMBC	67 60
												308	H	Sacred Heart	65 79
												310	A	St. Francis Brooklyn	74 53
												310	H	St. Francis Brooklyn	74 66
												317	H	Fairleigh Dickinson	61 62
												323	H	Saint Peter's	90 89
												324	A	Bryant	58 45
												325	H	NJIT	61 59
												330	H	LIU Brooklyn	63 61
												349	A	Central Conn. St.	63 66
												349	H	Central Conn. St.	63 56
LAST 10 Division I															
310	A	St. Francis Brooklyn	74 53	276	H	Saint Francis (PA)	55 50								
349	H	Central Conn. St.	63 56	317	H	Fairleigh Dickinson	61 62								
140	H	Mt. St. Mary's	52 67	324	A	Bryant	58 45								
183	A	Merrimack	44 55	349	A	Central Conn. St.	63 66								
128	H	Robert Morris	35 77	330	H	LIU Brooklyn	63 61								

Non-Div I Games: Staten Island 81 57

Wagner

■ Loss,
 ■ Non-Conf,
 ■ S Site,
 ■ H Home
 ■ A Away
 N Neutral

Wake Forest

Through Games Of Feb. 23, 2020

Average RPI Win:	146	WON-LOST	WINNING	LAST 10	STRENGTH OF	OPP. STRENGTH	TEAM	ADJ.	CONF.	ADJ CONF.
Average RPI Loss:	92	RECORD	PCT. RANK	GAMES	SCHEDULE	OF SCHEDULE	RPI	RPI	RPI	RPI
DIV. I ONLY	14- 14	172	3-7	63	69	110	110	5	5	
DIV. I NON-CONF.	7- 4	100	0	117	194	111	111	4	4	
TOTALS	RPI 1-25	RPI 26-50	W-L RECORDS	RPI 51-100	RPI 101-150	RPI 150+				
14- 14	0- 4	2- 2	OVERALL	3- 4	3- 2	6- 2				
9- 5	0- 1	1- 2	HOME	2- 0	2- 2	4- 0				
3- 9	0- 3	1- 0	AWAY	0- 4	0- 0	2- 2				
2- 0	0- 0	0- 0	NEUTRAL	1- 0	1- 0	0- 0				
7- 4	0- 0	0- 1	NON-CONFERENCE	1- 1	2- 1	4- 1				
4- 2	0- 0	0- 1	HOME	0- 0	1- 1	3- 0				
1- 2	0- 0	0- 0	AWAY	0- 1	0- 0	1- 1				
2- 0	0- 0	0- 0	NEUTRAL	1- 0	1- 0	0- 0				
7- 10	0- 4	2- 1	CONFERENCE	2- 3	1- 1	2- 1				
5- 3	0- 1	1- 1	HOME	2- 0	1- 1	1- 0				
2- 7	0- 3	1- 0	AWAY	0- 3	0- 0	1- 1				
0- 0	0- 0	0- 0	NEUTRAL	0- 0	0- 0	0- 0				

RPI 1-25				RPI 26-50				RPI 51-100				RPI 101+ Team's RPI: 110			
RPI	S	Opponent	Score	RPI	S	Opponent	Score	RPI	S	Opponent	Score	RPI	S	Opponent	Score
5	A	Louisville	61 75	29	A	Duke	60 58	53	N	Dayton	78 59	108	H	Campbell	74 46
20	A	NC State	45 59	38	H	Virginia Tech	62 73	63	A	St. John's (NY)	74 82	111	H	North Carolina	82 79
25	A	Florida St.	67 78	45	H	Virginia	62 56	66	A	Georgia Tech	52 62	114	H	Notre Dame	71 75
25	H	Florida St.	65 70	49	H	Charlotte	65 77	66	H	Georgia Tech	65 60	130	N	Florida	73 68
								79	A	Boston College	54 67	132	H	UNC Greensboro	65 67
								98	H	Syracuse	65 60	174	A	Elon	69 57
								100	A	Miami (FL)	56 59	223	A	Clemson	66 52
												223	H	Clemson	63 58
												243	H	East Carolina	76 53
												265	H	Col. of Charleston	106 50
												273	H	UNCW	65 55
												285	A	Pittsburgh	48 53
												290	A	ETSU	60 67
LAST 10 Division I															
111	H	North Carolina	82 79	114	H	Notre Dame	71 75								
25	A	Florida St.	67 78	79	A	Boston College	54 67								
38	H	Virginia Tech	62 73	285	A	Pittsburgh	48 53								
223	A	Clemson	66 52	98	H	Syracuse	65 60								
66	A	Georgia Tech	52 62	25	H	Florida St.	65 70								

Non-Div I Games:

Wake Forest

■ Loss,
■ Non-Conf,
■ S Site,
■ H Home
■ A Away
N Neutral

Average RPI Win:	160	WON-LOST	WINNING	LAST 10	STRENGTH OF	OPP. STRENGTH	TEAM	ADJ.	CONF.	ADJ CONF.
Average RPI Loss:	74	RECORD	PCT. RANK	GAMES	SCHEDULE	OF SCHEDULE	RPI	RPI	RPI	RPI
DIV. I ONLY	13- 14	182	3-7	54	43	123	123	1	1	
DIV. I NON-CONF.	8- 3	68	0	214	199	137	137	2	2	
TOTALS	RPI 1-25	RPI 26-50	W-L RECORDS	RPI 51-100	RPI 101-150	RPI 150+				
13- 14	2- 5	0- 2	OVERALL	2- 1	3- 4	6- 2				
7- 9	1- 2	0- 1	HOME	2- 0	0- 4	4- 2				
3- 5	0- 3	0- 1	AWAY	0- 1	3- 0	0- 0				
3- 0	1- 0	0- 0	NEUTRAL	0- 0	0- 0	2- 0				
8- 3	1- 0	0- 0	NON-CONFERENCE	0- 0	1- 1	6- 2				
4- 3	0- 0	0- 0	HOME	0- 0	0- 1	4- 2				
1- 0	0- 0	0- 0	AWAY	0- 0	1- 0	0- 0				
3- 0	1- 0	0- 0	NEUTRAL	0- 0	0- 0	2- 0				
5- 11	1- 5	0- 2	CONFERENCE	2- 1	2- 3	0- 0				
3- 6	1- 2	0- 1	HOME	2- 0	0- 3	0- 0				
2- 5	0- 3	0- 1	AWAY	0- 1	2- 0	0- 0				
0- 0	0- 0	0- 0	NEUTRAL	0- 0	0- 0	0- 0				

RPI 1-25				RPI 26-50				RPI 51-100				RPI 101+ Team's RPI: 123			
RPI	S	Opponent	Score	RPI	S	Opponent	Score	RPI	S	Opponent	Score	RPI	S	Opponent	Score
7	A	Stanford	56 77	28	A	Arizona St.	68 72	74	H	Colorado	61 52	106	A	Washington St.	65 56
7	H	Stanford	41 58	28	H	Arizona St.	50 67	83	A	Southern California	78 81	106	H	Washington St.	59 66
9	N	Iowa	70 63					83	H	Southern California	75 66	107	H	Utah	65 74
11	A	UCLA	80 85									116	A	San Diego	65 47
11	H	UCLA	74 68									120	H	Vanderbilt	74 76
24	A	Arizona	53 64									136	A	California	67 64
24	H	Arizona	58 66									136	H	California	74 81
												156	H	Tulane	62 64
												197	H	Hawaii	50 62
												222	N	Iona	65 34
												231	H	San Francisco	73 54
												233	H	CSU Bakersfield	80 49
												241	N	Howard	75 58
												303	H	Seattle U	78 46
												321	H	Weber St.	94 41
LAST 10 Division I															
11	H	UCLA	74 68	107	H	Utah	65 74								
83	H	Southern California	75 66	136	H	California	74 81								
28	A	Arizona St.	68 72	7	H	Stanford	41 58								
24	A	Arizona	53 64	83	A	Southern California	78 81								
74	H	Colorado	61 52	11	A	UCLA	80 85								

Non-Div I Games:

Washington

■ Loss,
 ■ Non-Conf,
 S Site,
 ■ Home
 ■ Away
 N Neutral

Average RPI Win:	181	WON-LOST	WINNING	LAST 10	STRENGTH OF	OPP. STRENGTH	TEAM	ADJ.	CONF.	ADJ CONF.
Average RPI Loss:	40	RECORD	PCT. RANK	GAMES	SCHEDULE	OF SCHEDULE	RPI	RPI	RPI	RPI
DIV. I ONLY	11- 17	241	2-8	13	36	106	106	1	1	
DIV. I NON-CONF.	7- 5	131	0	34	90	75	75	2	2	
TOTALS	RPI 1-25	RPI 26-50	W-L RECORDS	RPI 51-100	RPI 101-150	RPI 150+				
11- 17	0- 10	0- 2	OVERALL	2- 3	4- 2	5- 0				
7- 8	0- 4	0- 1	HOME	2- 1	1- 2	4- 0				
3- 6	0- 3	0- 1	AWAY	0- 2	3- 0	0- 0				
1- 3	0- 3	0- 0	NEUTRAL	0- 0	0- 0	1- 0				
7- 5	0- 4	0- 0	NON-CONFERENCE	1- 1	1- 0	5- 0				
5- 1	0- 1	0- 0	HOME	1- 0	0- 0	4- 0				
1- 1	0- 0	0- 0	AWAY	0- 1	1- 0	0- 0				
1- 3	0- 3	0- 0	NEUTRAL	0- 0	0- 0	1- 0				
4- 12	0- 6	0- 2	CONFERENCE	1- 2	3- 2	0- 0				
2- 7	0- 3	0- 1	HOME	1- 1	1- 2	0- 0				
2- 5	0- 3	0- 1	AWAY	0- 1	2- 0	0- 0				
0- 0	0- 0	0- 0	NEUTRAL	0- 0	0- 0	0- 0				

RPI S	Opponent	Score	RPI S	Opponent	Score	RPI S	Opponent	Score	RPI S	Opponent	Score	Team's RPI: 106
1 N	South Carolina	53 68	28 A	Arizona St.	59 62	74 H	Colorado	69 59	101 A	Boise St.	80 68	
4 N	Baylor	66 89	28 H	Arizona St.	56 65	80 H	BYU	67 50	107 H	Utah	66 78	
7 A	Stanford	58 77				83 A	Southern California	63 74	123 A	Washington	66 59	
7 H	Stanford	49 71				83 H	Southern California	60 66	123 H	Washington	56 65	
11 A	UCLA	50 66				100 A	Miami (FL)	68 74	136 A	California	96 75	
11 H	UCLA	62 70							136 H	California	92 66	
12 H	Gonzaga	53 76							194 H	Pepperdine	85 48	
19 N	Indiana	44 78							244 N	Southern U.	69 54	
24 A	Arizona	57 72							283 H	CSUN	71 61	
24 H	Arizona	67 74							289 H	UC Irvine	87 59	
									336 H	Ark.-Pine Bluff	85 56	
LAST 10 Division I												
83 H	Southern California	60 66	74 H	Colorado	69 59							
11 H	UCLA	62 70	7 H	Stanford	49 71							
24 A	Arizona	57 72	136 H	California	92 66							
28 A	Arizona St.	59 62	11 A	UCLA	50 66							
107 H	Utah	66 78	83 A	Southern California	63 74							

Non-Div I Games:

Washington St.

■ Loss,
 ■ Non-Conf,
 ■ S Site,
 ■ H Home
 ■ A Away
 N Neutral

Average RPI Win:	276	WON-LOST	WINNING	LAST 10	STRENGTH OF	OPP. STRENGTH	TEAM	ADJ.	CONF.	ADJ CONF.
Average RPI Loss:	175	RECORD	PCT. RANK	GAMES	SCHEDULE	OF SCHEDULE	RPI	RPI	RPI	RPI
DIV. I ONLY	3- 23	336	0-10	211	227	321	321	18	18	
DIV. I NON-CONF.	2- 7	288	0	182	216	262	262	17	17	
TOTALS	RPI 1-25	RPI 26-50	W-L RECORDS	RPI 51-100	RPI 101-150	RPI 150+				
3- 23	0- 1	0- 0	OVERALL	0- 2	0- 5	3- 15				
1- 9	0- 0	0- 0	HOME	0- 1	0- 1	1- 7				
2- 14	0- 1	0- 0	AWAY	0- 1	0- 4	2- 8				
0- 0	0- 0	0- 0	NEUTRAL	0- 0	0- 0	0- 0				
2- 7	0- 1	0- 0	NON-CONFERENCE	0- 0	0- 4	2- 2				
1- 1	0- 0	0- 0	HOME	0- 0	0- 1	1- 0				
1- 6	0- 1	0- 0	AWAY	0- 0	0- 3	1- 2				
0- 0	0- 0	0- 0	NEUTRAL	0- 0	0- 0	0- 0				
1- 16	0- 0	0- 0	CONFERENCE	0- 2	0- 1	1- 13				
0- 8	0- 0	0- 0	HOME	0- 1	0- 0	0- 7				
1- 8	0- 0	0- 0	AWAY	0- 1	0- 1	1- 6				
0- 0	0- 0	0- 0	NEUTRAL	0- 0	0- 0	0- 0				

RPI	S	Opponent	Score	RPI	S	Opponent	Score	RPI	S	Opponent	Score	RPI	S	Opponent	Score	Team's RPI: 321
11	A	UCLA	45 85					81	A	Montana St.	52 81	107	A	Utah	46 75	
								81	H	Montana St.	67 102	115	A	Pacific	53 76	
												123	A	Washington	41 94	
												124	A	Idaho	50 70	
												138	H	Portland	59 78	
												162	A	Northern Ariz.	61 92	
												162	H	Northern Ariz.	82 88	
												165	A	Montana	57 85	
												165	H	Montana	46 78	
												171	A	Idaho St.	41 55	
												171	H	Idaho St.	54 65	
												177	A	Southern Utah	66 82	
												177	H	Southern Utah	71 87	
												214	H	Portland St.	57 76	
												221	A	UTEP	51 70	
												224	A	Northern Colo.	65 60	
												224	H	Northern Colo.	65 69	
												299	A	Eastern Wash.	53 63	
												301	A	UC Riverside	64 54	
												302	H	Utah Valley	72 46	
												307	A	Sacramento St.	52 58	
												307	H	Sacramento St.	67 91	
												319	A	New Mexico St.	47 77	
LAST 10 Division I																
177	A	Southern Utah	66 82	307	A	Sacramento St.	52 58									
171	A	Idaho St.	41 55	224	H	Northern Colo.	65 69									
81	H	Montana St.	67 102	177	H	Southern Utah	71 87									
165	H	Montana	46 78	165	A	Montana	57 85									
162	A	Northern Ariz.	61 92	81	A	Montana St.	52 81									

Non-Div I Games:

Weber St.

West Virginia

Through Games Of Feb. 23, 2020

Average RPI Win:	155	WON-LOST	WINNING	LAST 10	STRENGTH OF	OPP. STRENGTH	TEAM	ADJ.	CONF.	ADJ CONF.
Average RPI Loss:	46	RECORD	PCT. RANK	GAMES	SCHEDULE	OF SCHEDULE	RPI	RPI	RPI	RPI
DIV. I ONLY	16- 9	83	3-7	65	26	59	59	3	3	
DIV. I NON-CONF.	10- 1	20	0	158	166	41	41	3	3	
TOTALS	RPI 1-25	RPI 26-50	W-L RECORDS	RPI 51-100	RPI 101-150	RPI 150+				
16- 9	1- 2	0- 3	OVERALL	5- 4	3- 0	7- 0				
9- 3	0- 0	0- 1	HOME	2- 2	2- 0	5- 0				
3- 5	1- 2	0- 1	AWAY	1- 2	1- 0	0- 0				
4- 1	0- 0	0- 1	NEUTRAL	2- 0	0- 0	2- 0				
10- 1	1- 0	0- 1	NON-CONFERENCE	2- 0	0- 0	7- 0				
5- 0	0- 0	0- 0	HOME	0- 0	0- 0	5- 0				
1- 0	1- 0	0- 0	AWAY	0- 0	0- 0	0- 0				
4- 1	0- 0	0- 1	NEUTRAL	2- 0	0- 0	2- 0				
6- 8	0- 2	0- 2	CONFERENCE	3- 4	3- 0	0- 0				
4- 3	0- 0	0- 1	HOME	2- 2	2- 0	0- 0				
2- 5	0- 2	0- 1	AWAY	1- 2	1- 0	0- 0				
0- 0	0- 0	0- 0	NEUTRAL	0- 0	0- 0	0- 0				

RPI 1-25				RPI 26-50				RPI 51-100				Team's RPI: 59	RPI 101+			
RPI	S	Opponent	Score	RPI	S	Opponent	Score	RPI	S	Opponent	Score		RPI	S	Opponent	Score
4	A	Baylor	51 91	42	N	Creighton	75 82	51	H	Iowa St.	79 71		121	A	Kansas	68 49
15	A	Mississippi St.	71 65	46	A	Oklahoma St.	57 60	52	A	Texas	44 50		121	H	Kansas	60 53
17	A	TCU	60 73	46	H	Oklahoma St.	55 57	52	H	Texas	68 63		137	H	Texas Tech	67 60
								56	A	Oklahoma	58 68		182	H	Cornell	68 62
								56	H	Oklahoma	49 73		187	N	Norfolk St.	72 55
								92	N	Michigan St.	63 57		200	H	Radford	74 37
								94	A	Kansas St.	74 63		215	N	New Mexico	73 60
								94	H	Kansas St.	55 56		276	H	Saint Francis (PA)	74 45
								98	N	Syracuse	71 69		305	H	Presbyterian	56 40
													331	H	Coppin St.	82 47
LAST 10 Division I																
121	H	Kansas	60 53	56	A	Oklahoma	58 68									
52	A	Texas	44 50	51	H	Iowa St.	79 71									
137	H	Texas Tech	67 60	17	A	TCU	60 73									
94	H	Kansas St.	55 56	46	H	Oklahoma St.	55 57									
46	A	Oklahoma St.	57 60	4	A	Baylor	51 91									

Non-Div I Games:

West Virginia

■ Loss,
 ■ Non-Conf,
 ■ S Site,
 ■ H Home
 ■ A Away
 N Neutral

Average RPI Win:	289	WON-LOST	WINNING	LAST 10	STRENGTH OF	OPP. STRENGTH	TEAM	ADJ.	CONF.	ADJ CONF.
Average RPI Loss:	205	RECORD	PCT. RANK	GAMES	SCHEDULE	OF SCHEDULE	RPI	RPI	RPI	RPI
DIV. I ONLY	3- 22	333	2-8	241	332	338	338	26	26	
DIV. I NON-CONF.	1- 12	335	0	173	345	330	330	22	22	
TOTALS	RPI 1-25	RPI 26-50	W-L RECORDS	RPI 51-100	RPI 101-150	RPI 150+				
3- 22	0- 0	0- 0	OVERALL	0- 1	0- 5	3- 16				
2- 12	0- 0	0- 0	HOME	0- 1	0- 2	2- 9				
1- 10	0- 0	0- 0	AWAY	0- 0	0- 3	1- 7				
0- 0	0- 0	0- 0	NEUTRAL	0- 0	0- 0	0- 0				
1- 12	0- 0	0- 0	NON-CONFERENCE	0- 1	0- 3	1- 8				
1- 6	0- 0	0- 0	HOME	0- 1	0- 1	1- 4				
0- 6	0- 0	0- 0	AWAY	0- 0	0- 2	0- 4				
0- 0	0- 0	0- 0	NEUTRAL	0- 0	0- 0	0- 0				
2- 10	0- 0	0- 0	CONFERENCE	0- 0	0- 2	2- 8				
1- 6	0- 0	0- 0	HOME	0- 0	0- 1	1- 5				
1- 4	0- 0	0- 0	AWAY	0- 0	0- 1	1- 3				
0- 0	0- 0	0- 0	NEUTRAL	0- 0	0- 0	0- 0				

RPI S	Opponent	Score	RPI S	Opponent	Score	RPI S	Opponent	Score	RPI S	Opponent	Score	Team's RPI: 338
						78	H Coastal Caro.	43 66	108	H Campbell	40 61	
									111	A North Carolina	55 92	
									131	A Davidson	51 101	
									132	A UNC Greensboro	43 54	
									132	H UNC Greensboro	61 72	
									174	A Elon	24 68	
									175	H Samford	50 62	
									193	A Gardner-Webb	62 88	
									195	A Chattanooga	61 53	
									195	H Chattanooga	52 59	
									202	H Cleveland St.	61 68	
									211	H Tennessee Tech	58 62	
									212	A Furman	53 69	
									212	H Furman	59 69	
									249	H UNC Asheville	47 64	
									265	A Col. of Charleston	62 73	
									271	H Winthrop	60 63	
									275	A Wofford	63 76	
									275	H Wofford	58 65	
									290	A ETSU	49 76	
									290	H ETSU	57 62	
									327	H Mercer	51 40	
									328	A USC Upstate	62 70	
									344	H Charleston So.	69 64	
LAST 10 Division I												
			275	H Wofford	58 65	327	H Mercer	51 40				
			212	H Furman	59 69	175	H Samford	50 62				
			132	H UNC Greensboro	61 72	212	A Furman	53 69				
			195	A Chattanooga	61 53	275	A Wofford	63 76				
			290	A ETSU	49 76	132	A UNC Greensboro	43 54				

Non-Div I Games: Southern Wesleyan 70 37 UVa-Wise 64 55

Western Caro.

Loss, Non-Conf, S Site, H Home A Away N Neutral

Average RPI Win:	272	WON-LOST	WINNING	LAST 10	STRENGTH OF	OPP. STRENGTH	TEAM	ADJ.	CONF.	ADJ CONF.
Average RPI Loss:	92	RECORD	PCT. RANK	GAMES	SCHEDULE	OF SCHEDULE	RPI	RPI	RPI	RPI
DIV. I ONLY	12- 12	172	7-3	217	160	192	192	19	19	
DIV. I NON-CONF.	3- 7	252	0	164	65	232	232	18	18	
TOTALS	RPI 1-25	RPI 26-50	W-L RECORDS	RPI 51-100	RPI 101-150	RPI 150+				
12- 12	0- 0	0- 5	OVERALL	0- 4	1- 1	11- 2				
8- 3	0- 0	0- 2	HOME	0- 1	1- 0	7- 0				
4- 7	0- 0	0- 3	AWAY	0- 2	0- 1	4- 1				
0- 2	0- 0	0- 0	NEUTRAL	0- 1	0- 0	0- 1				
3- 7	0- 0	0- 3	NON-CONFERENCE	0- 2	1- 1	2- 1				
2- 1	0- 0	0- 1	HOME	0- 0	1- 0	1- 0				
1- 4	0- 0	0- 2	AWAY	0- 1	0- 1	1- 0				
0- 2	0- 0	0- 0	NEUTRAL	0- 1	0- 0	0- 1				
9- 5	0- 0	0- 2	CONFERENCE	0- 2	0- 0	9- 1				
6- 2	0- 0	0- 1	HOME	0- 1	0- 0	6- 0				
3- 3	0- 0	0- 1	AWAY	0- 1	0- 0	3- 1				
0- 0	0- 0	0- 0	NEUTRAL	0- 0	0- 0	0- 0				

RPI 1-25				RPI 26-50				RPI 51-100				RPI 101+ Team's RPI: 192			
RPI	S	Opponent	Score	RPI	S	Opponent	Score	RPI	S	Opponent	Score	RPI	S	Opponent	Score
				27	A	Drake	75 94	82	A	South Dakota St.	45 75	119	H	Southeast Mo. St.	97 91
				33	A	South Dakota	51 88	82	H	South Dakota St.	48 89	145	A	Missouri	89 97
				33	H	South Dakota	65 96	86	A	Illinois St.	65 78	213	N	Eastern Ill.	52 60
				36	H	Bradley	49 84	99	N	Southern Ill.	65 79	218	H	Oral Roberts	75 61
				41	A	Purdue	59 66					232	A	North Dakota	71 77
												232	H	North Dakota	91 74
												245	H	Denver	82 75
												269	A	North Dakota St.	79 78
												269	H	North Dakota St.	86 79
												274	H	Indiana St.	83 72
												309	A	Omaha	83 69
												309	H	Omaha	79 66
												335	A	Purdue Fort Wayne	83 74
												335	H	Purdue Fort Wayne	79 68
												348	A	Chicago St.	88 78
LAST 10 Division I															
				309	H	Omaha	79 66	82	H	South Dakota St.	48 89				
				232	H	North Dakota	91 74	232	A	North Dakota	71 77				
				33	A	South Dakota	51 88	309	A	Omaha	83 69				
				335	A	Purdue Fort Wayne	83 74	218	H	Oral Roberts	75 61				
				269	H	North Dakota St.	86 79	245	H	Denver	82 75				

Non-Div I Games: Culver-Stockton 82 76 Ill.-Springfield 91 51 Mo. Baptist 90 69

Western Ill.

Average RPI Win:	178	WON-LOST	WINNING	LAST 10	STRENGTH OF	OPP. STRENGTH	TEAM	ADJ.	CONF.	ADJ CONF.
Average RPI Loss:	94	RECORD	PCT. RANK	GAMES	SCHEDULE	OF SCHEDULE	RPI	RPI	RPI	RPI
DIV. I ONLY	20- 6	35	10-0	110	97	31	31	13	13	
DIV. I NON-CONF.	8- 3	68	0	90	15	30	30	16	16	
TOTALS	RPI 1-25	RPI 26-50	W-L RECORDS	RPI 51-100	RPI 101-150	RPI 150+				
20- 6	1- 1	1- 2	OVERALL	4- 1	1- 0	13- 2				
11- 0	1- 0	0- 0	HOME	3- 0	1- 0	6- 0				
8- 6	0- 1	1- 2	AWAY	1- 1	0- 0	6- 2				
1- 0	0- 0	0- 0	NEUTRAL	0- 0	0- 0	1- 0				
8- 3	1- 1	0- 1	NON-CONFERENCE	3- 0	0- 0	4- 1				
4- 0	1- 0	0- 0	HOME	2- 0	0- 0	1- 0				
3- 3	0- 1	0- 1	AWAY	1- 0	0- 0	2- 1				
1- 0	0- 0	0- 0	NEUTRAL	0- 0	0- 0	1- 0				
12- 3	0- 0	1- 1	CONFERENCE	1- 1	1- 0	9- 1				
7- 0	0- 0	0- 0	HOME	1- 0	1- 0	5- 0				
5- 3	0- 0	1- 1	AWAY	0- 1	0- 0	4- 1				
0- 0	0- 0	0- 0	NEUTRAL	0- 0	0- 0	0- 0				

RPI 1-25				RPI 26-50				Team's RPI: 31				RPI 51-100				RPI 101+			
RPI	S	Opponent	Score	RPI	S	Opponent	Score	RPI	S	Opponent	Score	RPI	S	Opponent	Score	RPI	S	Opponent	Score
5	A	Louisville	56 75	26	A	Old Dominion	65 76	56	H	Oklahoma	74 63	122	H	UAB	69 65				
18	H	Central Mich.	93 58	41	A	Purdue	50 67	57	H	Belmont	77 46	166	A	Saint Mary's (CA)	73 80				
				49	A	Charlotte	60 56	58	H	Middle Tenn.	71 63	175	A	Samford	88 84				
								68	A	Rice	65 73	196	H	Little Rock	77 58				
								70	A	Ball St.	91 86	201	A	Fla. Atlantic	69 56				
												201	H	Fla. Atlantic	68 59				
												203	A	Southern Miss.	81 65				
												221	H	UTEP	78 65				
												228	A	Marshall	74 65				
												228	H	Marshall	79 65				
												257	A	North Texas	54 61				
												267	A	Louisiana Tech	84 75				
												272	N	Tulsa	76 63				
												304	H	FIU	71 51				
												311	H	UTSA	85 57				
												327	A	Mercer	75 62				
LAST 10 Division I																			
201	A	Fla. Atlantic	69 56	267	A	Louisiana Tech	84 75												
228	H	Marshall	79 65	304	H	FIU	71 51												
311	H	UTSA	85 57	201	H	Fla. Atlantic	68 59												
221	H	UTEP	78 65	228	A	Marshall	74 65												
203	A	Southern Miss.	81 65	49	A	Charlotte	60 56												

Non-Div I Games:

Western Ky.

■ Loss,
 ■ Non-Conf, S Site,
 ■ Home
 ■ Away
 N Neutral

Average RPI Win:	215	WON-LOST	WINNING	LAST 10	STRENGTH OF	OPP. STRENGTH	TEAM	ADJ.	CONF.	ADJ CONF.
Average RPI Loss:	132	RECORD	PCT. RANK	GAMES	SCHEDULE	OF SCHEDULE	RPI	RPI	RPI	RPI
DIV. I ONLY	14- 10	128	5-5	222	150	150	150	10	10	
DIV. I NON-CONF.	6- 4	123	0	294	318	192	192	9	9	
TOTALS	RPI 1-25	RPI 26-50	W-L RECORDS	RPI 51-100	RPI 101-150	RPI 150+				
14- 10	0- 1	1- 1	OVERALL	0- 2	2- 1	11- 5				
7- 3	0- 1	1- 0	HOME	0- 0	1- 0	5- 2				
5- 6	0- 0	0- 1	AWAY	0- 1	1- 1	4- 3				
2- 1	0- 0	0- 0	NEUTRAL	0- 1	0- 0	2- 0				
6- 4	0- 0	0- 1	NON-CONFERENCE	0- 1	1- 0	5- 2				
2- 1	0- 0	0- 0	HOME	0- 0	0- 0	2- 1				
2- 2	0- 0	0- 1	AWAY	0- 0	1- 0	1- 1				
2- 1	0- 0	0- 0	NEUTRAL	0- 1	0- 0	2- 0				
8- 6	0- 1	1- 0	CONFERENCE	0- 1	1- 1	6- 3				
5- 2	0- 1	1- 0	HOME	0- 0	1- 0	3- 1				
3- 4	0- 0	0- 0	AWAY	0- 1	0- 1	3- 2				
0- 0	0- 0	0- 0	NEUTRAL	0- 0	0- 0	0- 0				

RPI	S	Opponent	Score	RPI	S	Opponent	Score	RPI	S	Opponent	Score	RPI	S	Opponent	Score	Team's RPI: 150
18	H	Central Mich.	70 80	30	A	Michigan	55 76	60	N	Stony Brook	47 50	103	A	Kent St.	63 75	
				47	H	Ohio	73 72	70	A	Ball St.	65 68	143	H	Buffalo	74 62	
												147	A	Loyola Chicago	70 60	
												152	A	Akron	56 51	
												152	H	Akron	79 71	
												160	H	Eastern Mich.	79 83	
												173	A	Toledo	70 58	
												173	H	Toledo	84 72	
												178	A	Northern Ill.	68 65	
												198	A	Miami (OH)	67 70	
												201	H	Fla. Atlantic	79 80	
												221	A	UTEP	46 76	
												245	N	Denver	79 70	
												263	A	Bowling Green	63 72	
												263	H	Bowling Green	69 55	
												319	N	New Mexico St.	79 76	
												332	H	Detroit Mercy	82 67	
												343	A	UIC	80 52	
												348	H	Chicago St.	90 69	
LAST 10 Division I																
173	A	Toledo	70 58	198	A	Miami (OH)	67 70									
263	H	Bowling Green	69 55	70	A	Ball St.	65 68									
178	A	Northern Ill.	68 65	152	H	Akron	79 71									
143	H	Buffalo	74 62	263	A	Bowling Green	63 72									
160	H	Eastern Mich.	79 83	18	H	Central Mich.	70 80									

Non-Div I Games: Kentucky St. 80 41

Western Mich.

Average RPI Win:	212	WON-LOST	WINNING	LAST 10	STRENGTH OF	OPP. STRENGTH	TEAM	ADJ.	CONF.	ADJ CONF.
Average RPI Loss:	119	RECORD	PCT. RANK	GAMES	SCHEDULE	OF SCHEDULE	RPI	RPI	RPI	RPI
DIV. I ONLY	15- 12	149	5-5	209	91	158	158	9	9	
DIV. I NON-CONF.	8- 5	117	0	193	160	136	136	10	10	
TOTALS	RPI 1-25	RPI 26-50	W-L RECORDS	RPI 51-100	RPI 101-150	RPI 150+				
15- 12	0- 2	0- 2	OVERALL	4- 2	0- 0	11- 6				
9- 5	0- 0	0- 0	HOME	2- 2	0- 0	7- 3				
5- 6	0- 2	0- 1	AWAY	1- 0	0- 0	4- 3				
1- 1	0- 0	0- 1	NEUTRAL	1- 0	0- 0	0- 0				
8- 5	0- 1	0- 2	NON-CONFERENCE	2- 1	0- 0	6- 1				
6- 1	0- 0	0- 0	HOME	1- 1	0- 0	5- 0				
1- 3	0- 1	0- 1	AWAY	0- 0	0- 0	1- 1				
1- 1	0- 0	0- 1	NEUTRAL	1- 0	0- 0	0- 0				
7- 7	0- 1	0- 0	CONFERENCE	2- 1	0- 0	5- 5				
3- 4	0- 0	0- 0	HOME	1- 1	0- 0	2- 3				
4- 3	0- 1	0- 0	AWAY	1- 0	0- 0	3- 2				
0- 0	0- 0	0- 0	NEUTRAL	0- 0	0- 0	0- 0				

RPI 1-25				RPI 26-50				RPI 51-100				RPI 101+ Team's RPI: 158			
RPI	S	Opponent	Score	RPI	S	Opponent	Score	RPI	S	Opponent	Score	RPI	S	Opponent	Score
6	A	UConn	55 83	38	N	Virginia Tech	63 84	56	H	Oklahoma	88 83	156	A	Tulane	69 68
10	A	Missouri St.	55 68	42	A	Creighton	46 56	69	H	South Fla.	50 56	156	H	Tulane	56 61
								75	H	UNI	50 61	160	H	Eastern Mich.	63 52
								81	N	Montana St.	66 64	190	A	Houston	56 64
								91	A	Temple	85 75	191	H	Memphis	60 69
								91	H	Temple	72 70	218	A	Oral Roberts	66 79
												219	A	SMU	44 64
												219	H	SMU	67 72
												243	A	East Carolina	61 53
												243	H	East Carolina	57 55
												244	H	Southern U.	69 63
												267	A	Louisiana Tech	88 80
												272	A	Tulsa	70 61
												272	H	Tulsa	57 46
												316	H	Houston Baptist	59 42
												336	H	Ark.-Pine Bluff	100 50
												345	H	Grambling	77 65
LAST 10 Division I															
272	A	Tulsa	70 61	243	H	East Carolina	57 55								
219	H	SMU	67 72	219	A	SMU	44 64								
156	A	Tulane	69 68	190	A	Houston	56 64								
191	H	Memphis	60 69	69	H	South Fla.	50 56								
91	A	Temple	85 75	91	H	Temple	72 70								

Non-Div I Games:

Wichita St.

William & Mary

Through Games Of Feb. 23, 2020

Average RPI Win:	235	WON-LOST	WINNING	LAST 10	STRENGTH OF	OPP. STRENGTH	TEAM	ADJ.	CONF.	ADJ CONF.
Average RPI Loss:	95	RECORD	PCT. RANK	GAMES	SCHEDULE	OF SCHEDULE	RPI	RPI	RPI	RPI
DIV. I ONLY	19- 7	48	7-3	294	140	113	113	14	14	
DIV. I NON-CONF.	9- 2	37	0	298	210	108	108	13	13	
TOTALS	RPI 1-25	RPI 26-50	W-L RECORDS	RPI 51-100	RPI 101-150	RPI 150+				
19- 7	0- 0	0- 4	OVERALL	0- 0	3- 2	16- 1				
8- 3	0- 0	0- 2	HOME	0- 0	1- 0	7- 1				
11- 4	0- 0	0- 2	AWAY	0- 0	2- 2	9- 0				
0- 0	0- 0	0- 0	NEUTRAL	0- 0	0- 0	0- 0				
9- 2	0- 0	0- 1	NON-CONFERENCE	0- 0	2- 1	7- 0				
4- 1	0- 0	0- 1	HOME	0- 0	0- 0	4- 0				
5- 1	0- 0	0- 0	AWAY	0- 0	2- 1	3- 0				
0- 0	0- 0	0- 0	NEUTRAL	0- 0	0- 0	0- 0				
10- 5	0- 0	0- 3	CONFERENCE	0- 0	1- 1	9- 1				
4- 2	0- 0	0- 1	HOME	0- 0	1- 0	3- 1				
6- 3	0- 0	0- 2	AWAY	0- 0	0- 1	6- 0				
0- 0	0- 0	0- 0	NEUTRAL	0- 0	0- 0	0- 0				

RPI S	Opponent	Score	RPI S	Opponent	Score	RPI S	Opponent	Score	RPI S	Opponent	Score	Team's RPI: 113
26	H Old Dominion	58 69	40	A James Madison	70 84	43	A Drexel	74 84	43	H Drexel	54 61	
102	A VCU	69 55	112	A Richmond	73 76	127	A Northeastern	55 61	127	H Northeastern	80 64	
141	A George Washington	63 51	174	A Elon	84 77	176	A Towson	83 75	180	A Delaware	78 60	
180	H Delaware	68 58	187	H Norfolk St.	65 56	243	A East Carolina	78 68	260	A Delaware St.	73 52	
265	A Col. of Charleston	80 74	265	H Col. of Charleston	85 60	273	A UNCW	63 55	273	H UNCW	55 72	
287	H UMBC	76 48	294	A Army West Point	77 65	318	A Hofstra	66 53	318	H Hofstra	71 42	
326	H UMES	78 50	347	H Hartford	61 44							
LAST 10 Division I												
180	A Delaware	78 60	265	A Col. of Charleston	80 74	43	A Drexel	74 84	174	A Elon	84 77	
318	H Hofstra	71 42	43	H Drexel	54 61	180	H Delaware	68 58	127	A Northeastern	55 61	
127	H Northeastern	80 64										
273	A UNCW	63 55										

Non-Div I Games:

William & Mary

Loss, Non-Conf, S Site, H Home A Away N Neutral

Average RPI Win: 283	WON-LOST	WINNING	LAST 10	STRENGTH OF	OPP. STRENGTH	TEAM	ADJ.	CONF.	ADJ CONF.
Average RPI Loss: 182	RECORD	PCT. RANK	GAMES	SCHEDULE	OF SCHEDULE	RPI	RPI	RPI	RPI
DIV. I ONLY	10- 15	234	3-7	263	317	271	271	25	25
DIV. I NON-CONF.	3- 6	235	0	292	300	273	273	27	27
TOTALS	RPI 1-25	RPI 26-50	W-L RECORDS	RPI 51-100	RPI 101-150	RPI 150+			
10- 15	0- 1	0- 1	OVERALL	0- 0	1- 3	9- 10			
5- 6	0- 0	0- 0	HOME	0- 0	1- 1	4- 5			
5- 8	0- 1	0- 1	AWAY	0- 0	0- 2	5- 4			
0- 1	0- 0	0- 0	NEUTRAL	0- 0	0- 0	0- 1			
3- 6	0- 1	0- 1	NON-CONFERENCE	0- 0	0- 0	3- 4			
0- 3	0- 0	0- 0	HOME	0- 0	0- 0	0- 3			
3- 2	0- 1	0- 1	AWAY	0- 0	0- 0	3- 0			
0- 1	0- 0	0- 0	NEUTRAL	0- 0	0- 0	0- 1			
7- 9	0- 0	0- 0	CONFERENCE	0- 0	1- 3	6- 6			
5- 3	0- 0	0- 0	HOME	0- 0	1- 1	4- 2			
2- 6	0- 0	0- 0	AWAY	0- 0	0- 2	2- 4			
0- 0	0- 0	0- 0	NEUTRAL	0- 0	0- 0	0- 0			

RPI 1-25				RPI 26-50				RPI 51-100				RPI 101+ Team's RPI: 271			
RPI	S	Opponent	Score	RPI	S	Opponent	Score	RPI	S	Opponent	Score	RPI	S	Opponent	Score
23	A	Kentucky	36 91	26	A	Old Dominion	44 68					108	A	Campbell	47 63
												108	H	Campbell	58 61
												142	A	Hampton	48 62
												142	H	Hampton	72 66
												186	A	High Point	61 94
												186	H	High Point	69 63
												193	A	Gardner-Webb	59 71
												193	H	Gardner-Webb	49 54
												200	A	Radford	53 54
												222	H	Iona	61 68
												249	A	UNC Asheville	55 65
												249	H	UNC Asheville	43 50
												259	H	Longwood	74 63
												265	H	Col. of Charleston	73 84
												273	A	UNCW	75 63
												275	N	Wofford	59 60
												298	H	Ga. Southern	47 91
												305	H	Presbyterian	61 54
												314	A	N.C. Central	56 46
												328	A	USC Upstate	52 38
												338	A	Western Caro.	63 60
												344	A	Charleston So.	58 53
												344	H	Charleston So.	56 46
LAST 10 Division I															
				193	H	Gardner-Webb	49 54					186	A	High Point	61 94
				108	H	Campbell	58 61					249	H	UNC Asheville	43 50
				249	A	UNC Asheville	55 65					344	A	Charleston So.	58 53
				142	A	Hampton	48 62					259	H	Longwood	74 63
				344	H	Charleston So.	56 46					200	A	Radford	53 54

Non-Div I Games:

Winthrop

■ Loss,
 ■ Non-Conf,
 S Site,
 ■ Home
 ■ Away
 N Neutral

Average RPI Win:	210	WON-LOST	WINNING	LAST 10	STRENGTH OF	OPP. STRENGTH	TEAM	ADJ.	CONF.	ADJ CONF.
Average RPI Loss:	44	RECORD	PCT. RANK	GAMES	SCHEDULE	OF SCHEDULE	RPI	RPI	RPI	RPI
DIV. I ONLY	11- 17	241	2-8	38	47	139	139	2	2	
DIV. I NON-CONF.	8- 3	68	0	145	258	82	82	1	1	
TOTALS	RPI 1-25	RPI 26-50	W-L RECORDS	RPI 51-100	RPI 101-150	RPI 150+				
11- 17	0- 6	0- 5	OVERALL	2- 6	1- 0	8- 0				
7- 8	0- 3	0- 3	HOME	0- 2	1- 0	6- 0				
3- 8	0- 3	0- 1	AWAY	1- 4	0- 0	2- 0				
1- 1	0- 0	0- 1	NEUTRAL	1- 0	0- 0	0- 0				
8- 3	0- 0	0- 1	NON-CONFERENCE	1- 2	1- 0	6- 0				
6- 0	0- 0	0- 0	HOME	0- 0	1- 0	5- 0				
1- 2	0- 0	0- 0	AWAY	0- 2	0- 0	1- 0				
1- 1	0- 0	0- 1	NEUTRAL	1- 0	0- 0	0- 0				
3- 14	0- 6	0- 4	CONFERENCE	1- 4	0- 0	2- 0				
1- 8	0- 3	0- 3	HOME	0- 2	0- 0	1- 0				
2- 6	0- 3	0- 1	AWAY	1- 2	0- 0	1- 0				
0- 0	0- 0	0- 0	NEUTRAL	0- 0	0- 0	0- 0				

RPI 1-25				RPI 26-50				RPI 51-100				RPI 101+ Team's RPI: 139			
RPI	S	Opponent	Score	RPI	S	Opponent	Score	RPI	S	Opponent	Score	RPI	S	Opponent	Score
3	H	Maryland	56 85	30	H	Michigan	56 68	66	A	Georgia Tech	41 60	144	H	North Florida	75 62
8	H	Northwestern	66 82	35	N	Arkansas	64 68	70	N	Ball St.	67 56	188	A	Illinois	73 64
9	A	Iowa	71 97	41	A	Purdue	61 72	74	A	Colorado	57 74	205	H	Penn St.	71 65
9	H	Iowa	78 85	41	H	Purdue	59 62	85	A	Minnesota	72 62	213	H	Eastern Ill.	63 55
19	A	Indiana	65 75	44	H	Rutgers	61 64	85	H	Minnesota	64 73	236	H	Milwaukee	71 40
21	A	Ohio St.	74 82					87	A	Nebraska	50 65	269	A	North Dakota St.	64 63
								87	H	Nebraska	71 72	275	H	Wofford	78 65
								92	A	Michigan St.	52 69	296	H	Prairie View	68 42
												333	H	Alabama St.	85 67
LAST 10 Division I															
8	H	Northwestern	66 82	85	H	Minnesota	64 73								
3	H	Maryland	56 85	188	A	Illinois	73 64								
9	A	Iowa	71 97	19	A	Indiana	65 75								
41	H	Purdue	59 62	87	H	Nebraska	71 72								
21	A	Ohio St.	74 82	85	A	Minnesota	72 62								

Non-Div I Games:

Wisconsin

■ Loss,
■ Non-Conf,
■ S Site,
■ H Home
■ A Away
N Neutral

[illegible]

Page 346

Average RPI Win: 244	WON-LOST	WINNING	LAST 10	STRENGTH OF	OPP. STRENGTH	TEAM	ADJ.	CONF.	ADJ CONF.
Average RPI Loss: 132	RECORD	PCT. RANK	GAMES	SCHEDULE	OF SCHEDULE	RPI	RPI	RPI	RPI
DIV. I ONLY	15- 11	132	7-3	210	212	154	154	22	22
DIV. I NON-CONF.	4- 6	212	0	225	60	201	201	19	19
TOTALS	RPI 1-25	RPI 26-50	W-L RECORDS	RPI 51-100	RPI 101-150	RPI 150+			
15- 11	0- 0	0- 1	OVERALL	0- 3	1- 4	14- 3			
7- 4	0- 0	0- 0	HOME	0- 1	0- 2	7- 1			
7- 5	0- 0	0- 1	AWAY	0- 2	1- 1	6- 1			
1- 2	0- 0	0- 0	NEUTRAL	0- 0	0- 1	1- 1			
4- 6	0- 0	0- 1	NON-CONFERENCE	0- 1	0- 3	4- 1			
1- 1	0- 0	0- 0	HOME	0- 0	0- 1	1- 0			
2- 3	0- 0	0- 1	AWAY	0- 1	0- 1	2- 0			
1- 2	0- 0	0- 0	NEUTRAL	0- 0	0- 1	1- 1			
11- 5	0- 0	0- 0	CONFERENCE	0- 2	1- 1	10- 2			
6- 3	0- 0	0- 0	HOME	0- 1	0- 1	6- 1			
5- 2	0- 0	0- 0	AWAY	0- 1	1- 0	4- 1			
0- 0	0- 0	0- 0	NEUTRAL	0- 0	0- 0	0- 0			

RPI S	Opponent	Score	RPI S	Opponent	Score	RPI S	Opponent	Score	RPI S	Opponent	Score	Team's RPI: 154
39	A UCF	53 69	51	A Iowa St.	71 79	105	A UT Arlington	62 68				
			64	A IUPUI	60 80	117	H Abilene Christian	64 83				
			64	H IUPUI	58 62	121	N Kansas	63 74				
						129	A Green Bay	70 58				
						129	H Green Bay	59 68				
						185	A Northern Ky.	63 55				
						185	H Northern Ky.	79 69				
						202	A Cleveland St.	75 73				
						202	H Cleveland St.	78 62				
						219	A SMU	69 61				
						233	H CSU Bakersfield	65 60				
						236	A Milwaukee	58 60				
						236	H Milwaukee	67 77				
						250	A Youngstown St.	67 54				
						250	H Youngstown St.	91 41				
						252	A Xavier	86 74				
						264	N Loyola Maryland	66 51				
						278	H Oakland	85 66				
						293	N St. Bonaventure	56 57				
						332	H Detroit Mercy	67 61				
						343	A UIC	58 43				
						343	H UIC	79 55				
LAST 10 Division I												
185	H Northern Ky.	79 69	236	H Milwaukee	67 77							
343	H UIC	79 55	129	H Green Bay	59 68							
64	H IUPUI	58 62	278	H Oakland	85 66							
202	A Cleveland St.	75 73	332	H Detroit Mercy	67 61							
250	A Youngstown St.	67 54	185	A Northern Ky.	63 55							

Non-Div I Games: Marian (IN) 64 60

Wright St.

■ Loss,
 ■ Non-Conf,
 ■ S Site,
 ■ Home
 ■ A Away
 N Neutral

Wyoming

Through Games Of Feb. 23, 2020

Average RPI Win:	242	WON-LOST	WINNING	LAST 10	STRENGTH OF	OPP. STRENGTH	TEAM	ADJ.	CONF.	ADJ CONF.
Average RPI Loss:	158	RECORD	PCT. RANK	GAMES	SCHEDULE	OF SCHEDULE	RPI	RPI	RPI	RPI
DIV. I ONLY	13- 11	155	7-3	246	193	199	199	17	17	
DIV. I NON-CONF.	3- 5	224	0	212	205	258	258	20	20	
TOTALS	RPI 1-25	RPI 26-50	W-L RECORDS	RPI 51-100	RPI 101-150	RPI 150+				
13- 11	0- 1	0- 0	OVERALL	0- 3	1- 1	12- 6				
8- 5	0- 1	0- 0	HOME	0- 1	1- 0	7- 3				
5- 6	0- 0	0- 0	AWAY	0- 2	0- 1	5- 3				
0- 0	0- 0	0- 0	NEUTRAL	0- 0	0- 0	0- 0				
3- 5	0- 1	0- 0	NON-CONFERENCE	0- 2	0- 0	3- 2				
2- 3	0- 1	0- 0	HOME	0- 1	0- 0	2- 1				
1- 2	0- 0	0- 0	AWAY	0- 1	0- 0	1- 1				
0- 0	0- 0	0- 0	NEUTRAL	0- 0	0- 0	0- 0				
10- 6	0- 0	0- 0	CONFERENCE	0- 1	1- 1	9- 4				
6- 2	0- 0	0- 0	HOME	0- 0	1- 0	5- 2				
4- 4	0- 0	0- 0	AWAY	0- 1	0- 1	4- 2				
0- 0	0- 0	0- 0	NEUTRAL	0- 0	0- 0	0- 0				

RPI 1-25				RPI 26-50				RPI 51-100				RPI 101+ Team's RPI: 199			
RPI	S	Opponent	Score	RPI	S	Opponent	Score	RPI	S	Opponent	Score	RPI	S	Opponent	Score
12	H	Gonzaga	54 65					73	A	Fresno St.	59 89	101	A	Boise St.	48 67
								74	H	Colorado	56 66	101	H	Boise St.	73 68
								82	A	South Dakota St.	40 67	161	H	San Jose St.	80 45
												166	H	Saint Mary's (CA)	69 67
												209	A	UNLV	53 65
												215	A	New Mexico	73 66
												215	H	New Mexico	71 74
												224	H	Northern Colo.	44 46
												234	H	Nevada	83 59
												245	A	Denver	57 71
												247	A	San Diego St.	60 67
												247	H	San Diego St.	81 67
												261	A	Colorado St.	43 40
												261	H	Colorado St.	49 56
												269	A	North Dakota St.	66 57
												282	A	Utah St.	65 54
												282	H	Utah St.	64 45
												291	A	Air Force	65 63
												291	H	Air Force	68 52
												351	H	Mississippi Val.	95 22
LAST 10 Division I															
291	H	Air Force	68 52	161	H	San Jose St.	80 45								
282	H	Utah St.	64 45	282	A	Utah St.	65 54								
261	A	Colorado St.	43 40	247	H	San Diego St.	81 67								
215	H	New Mexico	71 74	73	A	Fresno St.	59 89								
101	A	Boise St.	48 67	234	H	Nevada	83 59								

Non-Div I Games: Colo. Christian 70 31

Wyoming

■ Loss,
 ■ Non-Conf, S Site,
 ■ Home
 ■ Away
 N Neutral

Average RPI Win:	172	WON-LOST	WINNING	LAST 10	STRENGTH OF	OPP. STRENGTH	TEAM	ADJ.	CONF.	ADJ CONF.
Average RPI Loss:	91	RECORD	PCT. RANK	GAMES	SCHEDULE	OF SCHEDULE	RPI	RPI	RPI	RPI
DIV. I ONLY	3- 24	341	1-9	29	79	252	252	6	6	
DIV. I NON-CONF.	1- 10	329	0	23	125	253	253	6	6	
TOTALS	RPI 1-25	RPI 26-50	W-L RECORDS	RPI 51-100	RPI 101-150	RPI 150+				
3- 24	0- 3	0- 4	OVERALL	0- 11	1- 2	2- 4				
2- 12	0- 1	0- 2	HOME	0- 6	1- 0	1- 3				
1- 10	0- 1	0- 2	AWAY	0- 5	0- 1	1- 1				
0- 2	0- 1	0- 0	NEUTRAL	0- 0	0- 1	0- 0				
1- 10	0- 1	0- 0	NON-CONFERENCE	0- 5	1- 2	0- 2				
1- 4	0- 0	0- 0	HOME	0- 2	1- 0	0- 2				
0- 4	0- 0	0- 0	AWAY	0- 3	0- 1	0- 0				
0- 2	0- 1	0- 0	NEUTRAL	0- 0	0- 1	0- 0				
2- 14	0- 2	0- 4	CONFERENCE	0- 6	0- 0	2- 2				
1- 8	0- 1	0- 2	HOME	0- 4	0- 0	1- 1				
1- 6	0- 1	0- 2	AWAY	0- 2	0- 0	1- 1				
0- 0	0- 0	0- 0	NEUTRAL	0- 0	0- 0	0- 0				

RPI S	Opponent	Score	RPI S	Opponent	Score	RPI S	Opponent	Score	RPI S	Opponent	Score	Team's RPI: 252
8 N	Northwestern	59 79	37 A	Marquette	48 61	63 H	St. John's (NY)	67 75	107 H	Utah	70 63	
22 A	DePaul	65 97	37 H	Marquette	60 80	70 A	Ball St.	49 70	128 A	Robert Morris	57 71	
22 H	DePaul	68 91	42 A	Creighton	55 62	72 A	Villanova	54 66	130 N	Florida	64 67	
			42 H	Creighton	62 76	72 H	Villanova	54 55	154 H	Wright St.	74 86	
						74 H	Colorado	53 62	169 A	Providence	48 60	
						76 H	Seton Hall	61 83	169 H	Providence	61 42	
						77 H	Cincinnati	78 85	240 A	Georgetown	85 64	
						88 A	Butler	61 63	240 H	Georgetown	50 63	
						88 H	Butler	70 78	284 H	Eastern Ky.	55 56	
						90 A	Rider	57 64				
						91 A	Temple	65 78				
LAST 10 Division I												
42 H	Creighton	62 76	72 H	Villanova	54 55							
169 H	Providence	61 42	88 A	Butler	61 63							
22 A	DePaul	65 97	169 A	Providence	48 60							
37 A	Marquette	48 61	42 A	Creighton	55 62							
240 H	Georgetown	50 63	37 H	Marquette	60 80							

Non-Div I Games:

Xavier

Average RPI Win:	200	WON-LOST	WINNING	LAST 10	STRENGTH OF	OPP. STRENGTH	TEAM	ADJ.	CONF.	ADJ CONF.
Average RPI Loss:	65	RECORD	PCT. RANK	GAMES	SCHEDULE	OF SCHEDULE	RPI	RPI	RPI	RPI
DIV. I ONLY	16- 7	60	6-4	102	138	67	67	7	7	
DIV. I NON-CONF.	10- 3	57	0	152	193	60	60	8	8	
TOTALS	RPI 1-25	RPI 26-50	W-L RECORDS	RPI 51-100	RPI 101-150	RPI 150+				
16- 7	0- 2	0- 0	OVERALL	1- 4	3- 1	12- 0				
7- 4	0- 1	0- 0	HOME	0- 2	0- 1	7- 0				
8- 3	0- 1	0- 0	AWAY	0- 2	3- 0	5- 0				
1- 0	0- 0	0- 0	NEUTRAL	1- 0	0- 0	0- 0				
10- 3	0- 1	0- 0	NON-CONFERENCE	1- 2	2- 0	7- 0				
5- 1	0- 0	0- 0	HOME	0- 1	0- 0	5- 0				
4- 2	0- 1	0- 0	AWAY	0- 1	2- 0	2- 0				
1- 0	0- 0	0- 0	NEUTRAL	1- 0	0- 0	0- 0				
6- 4	0- 1	0- 0	CONFERENCE	0- 2	1- 1	5- 0				
2- 3	0- 1	0- 0	HOME	0- 1	0- 1	2- 0				
4- 1	0- 0	0- 0	AWAY	0- 1	1- 0	3- 0				
0- 0	0- 0	0- 0	NEUTRAL	0- 0	0- 0	0- 0				

RPI 1-25				RPI 26-50				RPI 51-100 Team's RPI: 67				RPI 101+			
RPI	S	Opponent	Score	RPI	S	Opponent	Score	RPI	S	Opponent	Score	RPI	S	Opponent	Score
11	A	UCLA	65 100					54	H	Penn	51 53	111	A	North Carolina	66 63
14	H	Princeton	39 55					63	H	St. John's (NY)	66 80	125	A	Columbia	85 60
								73	N	Fresno St.	87 67	125	H	Columbia	65 74
								89	A	Colgate	67 70	127	A	Northeastern	78 63
								97	A	Harvard	57 66	164	A	Dartmouth	67 47
												169	H	Providence	82 79
												182	A	Cornell	74 67
												182	H	Cornell	65 51
												189	H	Quinnipiac	63 59
												220	A	Brown	73 40
												220	H	Brown	79 72
												235	A	UMass Lowell	67 59
												281	H	Wagner	87 68
												292	A	LMU (CA)	81 65
												308	H	Sacred Heart	87 40
												327	H	Mercer	68 60
LAST 10 Division I															
125	H	Columbia	65 74	97	A	Harvard	57 66								
182	H	Cornell	65 51	182	A	Cornell	74 67								
54	H	Penn	51 53	125	A	Columbia	85 60								
14	H	Princeton	39 55	220	A	Brown	73 40								
164	A	Dartmouth	67 47	220	H	Brown	79 72								

Non-Div I Games:

Yale

Average RPI Win:	263	WON-LOST	WINNING	LAST 10	STRENGTH OF	OPP. STRENGTH	TEAM	ADJ.	CONF.	ADJ CONF.
Average RPI Loss:	167	RECORD	PCT. RANK	GAMES	SCHEDULE	OF SCHEDULE	RPI	RPI	RPI	RPI
DIV. I ONLY	11- 14	210	3-7	251	281	250	250	22	22	
DIV. I NON-CONF.	5- 4	140	0	206	234	144	144	19	19	
TOTALS	RPI 1-25	RPI 26-50	W-L RECORDS	RPI 51-100	RPI 101-150	RPI 150+				
11- 14	0- 1	0- 0	OVERALL	1- 1	0- 3	10- 9				
7- 6	0- 0	0- 0	HOME	1- 0	0- 2	6- 4				
4- 8	0- 1	0- 0	AWAY	0- 1	0- 1	4- 5				
0- 0	0- 0	0- 0	NEUTRAL	0- 0	0- 0	0- 0				
5- 4	0- 1	0- 0	NON-CONFERENCE	0- 0	0- 2	5- 1				
3- 1	0- 0	0- 0	HOME	0- 0	0- 1	3- 0				
2- 3	0- 1	0- 0	AWAY	0- 0	0- 1	2- 1				
0- 0	0- 0	0- 0	NEUTRAL	0- 0	0- 0	0- 0				
6- 10	0- 0	0- 0	CONFERENCE	1- 1	0- 1	5- 8				
4- 5	0- 0	0- 0	HOME	1- 0	0- 1	3- 4				
2- 5	0- 0	0- 0	AWAY	0- 1	0- 0	2- 4				
0- 0	0- 0	0- 0	NEUTRAL	0- 0	0- 0	0- 0				

RPI 1-25				RPI 26-50				RPI 51-100				RPI 101+ Team's RPI: 250			
RPI	S	Opponent	Score	RPI	S	Opponent	Score	RPI	S	Opponent	Score	RPI	S	Opponent	Score
19	A	Indiana	56 93					64	A	IUPUI	69 77	103	H	Kent St.	73 82
								64	H	IUPUI	75 73	128	A	Robert Morris	43 58
												129	H	Green Bay	63 70
												152	A	Akron	62 91
												154	A	Wright St.	41 91
												154	H	Wright St.	54 67
												160	H	Eastern Mich.	79 77
												185	A	Northern Ky.	56 75
												185	H	Northern Ky.	55 59
												202	A	Cleveland St.	52 60
												202	H	Cleveland St.	84 72
												236	H	Milwaukee	62 74
												276	A	Saint Francis (PA)	56 46
												278	A	Oakland	79 74
												278	H	Oakland	73 86
												281	H	Wagner	64 42
												284	A	Eastern Ky.	72 63
												332	A	Detroit Mercy	62 47
												332	H	Detroit Mercy	72 66
												340	H	Canisius	87 59
												343	A	UIC	53 59
												343	H	UIC	77 65
LAST 10 Division I															
278	H	Oakland	73 86	64	A	IUPUI	69 77								
332	H	Detroit Mercy	72 66	343	A	UIC	53 59								
202	H	Cleveland St.	84 72	236	H	Milwaukee	62 74								
185	H	Northern Ky.	55 59	129	H	Green Bay	63 70								
154	H	Wright St.	54 67	332	A	Detroit Mercy	62 47								

Non-Div I Games: Lake Erie 83 48 Muskingum 92 46

Youngstown St.

Loss, Non-Conf, S Site, H Home A Away N Neutral