

Average RPI Win:	253	WON-LOST	WINNING	LAST 10	STRENGTH OF	OPP. STRENGTH	TEAM	ADJ.	CONF.	ADJ CONF.
Average RPI Loss:	175	RECORD	PCT. RANK	GAMES	SCHEDULE	OF SCHEDULE	RPI	RPI	RPI	RPI
DIV. I ONLY	9- 12	217	0- 1	223	298	243	243	25	25	
DIV. I NON-CONF.	2- 5	264	0- 0	211	287	279	279	23	23	
TOTALS	RPI 1-25	RPI 26-50	W-L RECORDS	RPI 51-100	RPI 101-150	RPI 150+				
9- 12	0- 0	0- 0	OVERALL	1- 2	0- 2	8- 8				
5- 5	0- 0	0- 0	HOME	1- 1	0- 1	4- 3				
3- 6	0- 0	0- 0	AWAY	0- 1	0- 1	3- 4				
1- 1	0- 0	0- 0	NEUTRAL	0- 0	0- 0	1- 1				
2- 5	0- 0	0- 0	NON-CONFERENCE	0- 0	0- 2	2- 3				
0- 3	0- 0	0- 0	HOME	0- 0	0- 1	0- 2				
1- 1	0- 0	0- 0	AWAY	0- 0	0- 1	1- 0				
1- 1	0- 0	0- 0	NEUTRAL	0- 0	0- 0	1- 1				
7- 7	0- 0	0- 0	CONFERENCE	1- 2	0- 0	6- 5				
5- 2	0- 0	0- 0	HOME	1- 1	0- 0	4- 1				
2- 5	0- 0	0- 0	AWAY	0- 1	0- 0	2- 4				
0- 0	0- 0	0- 0	NEUTRAL	0- 0	0- 0	0- 0				

RPI 1-25				RPI 26-50				RPI 51-100				RPI 101+ Team's RPI: 243			
RPI	S	Opponent	Score	RPI	S	Opponent	Score	RPI	S	Opponent	Score	RPI	S	Opponent	Score
								60	A	Lamar University	58 76	137	A	Texas Tech	61 78
								60	H	Lamar University	47 72	146	H	New Mexico St.	65 67
								77	H	SFA	46 44	164	H	Abilene Christian	68 72
												167	H	Texas St.	53 60
												172	A	Nicholls St.	55 85
												183	A	Sam Houston St.	59 61
												183	H	Sam Houston St.	76 61
												199	N	Prairie View	59 67
												223	A	UTRGV	59 49
												223	H	UTRGV	57 70
												258	N	Louisiana	64 63
												280	A	Central Ark.	73 65
												288	A	New Orleans	54 56
												288	H	New Orleans	57 51
												301	H	Incarnate Word	57 49
												306	A	Southeastern La.	45 56
												322	H	Northwestern St.	79 55
												342	A	Houston Baptist	70 56
LAST 12 Division I GAMES:															
				60	H	Lamar University	47 72					342	A	Houston Baptist	70 56
				77	H	SFA	46 44					164	H	Abilene Christian	68 72
				288	A	New Orleans	54 56					172	A	Nicholls St.	55 85
				183	A	Sam Houston St.	59 61					288	H	New Orleans	57 51
				301	H	Incarnate Word	57 49					183	H	Sam Houston St.	76 61
				306	A	Southeastern La.	45 56					322	H	Northwestern St.	79 55

Non-Div I Games: UNKNOWN 78 40 Schreiner 64 34 Tex. A&M Int'l 84 36 Texas Lutheran 73 49 A&M-Corpus Christi

Loss, Non-Conf, S Site, H Home A Away N Neutral

Average RPI Win:	263	WON-LOST	WINNING	LAST 10	STRENGTH OF	OPP. STRENGTH	TEAM	ADJ.	CONF.	ADJ CONF.
Average RPI Loss:	135	RECORD	PCT. RANK	GAMES	SCHEDULE	OF SCHEDULE	RPI	RPI	RPI	RPI
DIV. I ONLY	13- 8	112	1- 0	256	280	164	164	25	25	
DIV. I NON-CONF.	3- 4	199	0- 0	118	174	121	121	23	23	
TOTALS	RPI 1-25	RPI 26-50	W-L RECORDS	RPI 51-100	RPI 101-150	RPI 150+				
13- 8	0- 0	0- 0	OVERALL	0- 4	1- 1	12- 3				
4- 4	0- 0	0- 0	HOME	0- 3	0- 0	4- 1				
8- 4	0- 0	0- 0	AWAY	0- 1	1- 1	7- 2				
1- 0	0- 0	0- 0	NEUTRAL	0- 0	0- 0	1- 0				
3- 4	0- 0	0- 0	NON-CONFERENCE	0- 2	1- 1	2- 1				
0- 1	0- 0	0- 0	HOME	0- 1	0- 0	0- 0				
2- 3	0- 0	0- 0	AWAY	0- 1	1- 1	1- 1				
1- 0	0- 0	0- 0	NEUTRAL	0- 0	0- 0	1- 0				
10- 4	0- 0	0- 0	CONFERENCE	0- 2	0- 0	10- 2				
4- 3	0- 0	0- 0	HOME	0- 2	0- 0	4- 1				
6- 1	0- 0	0- 0	AWAY	0- 0	0- 0	6- 1				
0- 0	0- 0	0- 0	NEUTRAL	0- 0	0- 0	0- 0				

RPI 1-25			RPI 26-50			RPI 51-100			RPI 101+			Team's RPI: 164
RPI	S	Opponent	Score	RPI	S	Opponent	Score	RPI	S	Opponent	Score	
						60	H Lamar University	60	63	137	A Texas Tech	54 105
						73	A FGCU	65	81	146	A New Mexico St.	58 46
						77	H SFA	55	71	159	A Tulsa	63 75
						86	H Arkansas	68	80	172	H Nicholls St.	76 66
										183	A Sam Houston St.	91 79
										183	H Sam Houston St.	63 72
										240	N Texas Southern	81 39
										243	A A&M-Corpus Christi	72 68
										277	A UTEP	70 69
										280	H Central Ark.	77 70
										288	A New Orleans	59 52
										301	A Incarnate Word	71 50
										306	A Southeastern La.	71 74
										306	H Southeastern La.	86 66
										322	A Northwestern St.	72 63
										324	H McNeese	109 52
										342	A Houston Baptist	72 62
LAST 12 Division I GAMES:												
						306	H Southeastern La.	86	66	280	H Central Ark.	77 70
						301	A Incarnate Word	71	50	77	H SFA	55 71
						172	H Nicholls St.	76	66	322	A Northwestern St.	72 63
						183	H Sam Houston St.	63	72	342	A Houston Baptist	72 62
						60	H Lamar University	60	63	306	A Southeastern La.	71 74
						243	A A&M-Corpus Christi	72	68	324	H McNeese	109 52

Non-Div I Games: Eastern N.M. 78 46 Southwest (NM) 90 47 Howard Payne 98 43 Schreiner 90 43 Abilene Christian

Loss, Non-Conf, S Site, H Home A Away N Neutral

## Air Force

Through Games Of Feb. 23, 2019

Average RPI Win:	250	WON-LOST	WINNING	LAST 10	STRENGTH OF	OPP. STRENGTH	TEAM	ADJ.	CONF.	ADJ CONF.
Average RPI Loss:	157	RECORD	PCT. RANK	GAMES	SCHEDULE	OF SCHEDULE	RPI	RPI	RPI	RPI
DIV. I ONLY	7- 18	283	0- 1	225	166	292	292	15	15	
DIV. I NON-CONF.	3- 7	256	0- 0	132	240	223	223	14	14	
TOTALS	RPI 1-25	RPI 26-50	W-L RECORDS	RPI 51-100	RPI 101-150	RPI 150+				
7- 18	0- 1	0- 2	OVERALL	0- 2	1- 2	6- 11				
6- 5	0- 0	0- 0	HOME	0- 0	1- 1	5- 4				
1- 13	0- 1	0- 2	AWAY	0- 2	0- 1	1- 7				
0- 0	0- 0	0- 0	NEUTRAL	0- 0	0- 0	0- 0				
3- 7	0- 1	0- 0	NON-CONFERENCE	0- 1	1- 1	2- 4				
2- 2	0- 0	0- 0	HOME	0- 0	1- 0	1- 2				
1- 5	0- 1	0- 0	AWAY	0- 1	0- 1	1- 2				
0- 0	0- 0	0- 0	NEUTRAL	0- 0	0- 0	0- 0				
4- 11	0- 0	0- 2	CONFERENCE	0- 1	0- 1	4- 7				
4- 3	0- 0	0- 0	HOME	0- 0	0- 1	4- 2				
0- 8	0- 0	0- 2	AWAY	0- 1	0- 0	0- 5				
0- 0	0- 0	0- 0	NEUTRAL	0- 0	0- 0	0- 0				

RPI 1-25				RPI 26-50				RPI 51-100				RPI 101+ Team's RPI: 292			
RPI	S	Opponent	Score	RPI	S	Opponent	Score	RPI	S	Opponent	Score	RPI	S	Opponent	Score
6	A	Oregon	36 82	47	A	Wyoming	60 80	58	A	Boise St.	48 79	105	A	Minnesota	50 67
				49	A	New Mexico	57 78	87	A	Northeastern	41 54	110	H	Fresno St.	70 77
												114	H	Northern Colo.	69 57
												160	A	Denver	66 92
												178	A	Portland	60 79
												185	A	Utah St.	55 64
												185	H	Utah St.	44 48
												205	A	UNLV	56 66
												205	H	UNLV	47 62
												211	H	George Mason	71 78
												213	H	Nevada	79 74
												224	A	San Diego St.	61 70
												224	H	San Diego St.	75 66
												235	H	Navy	47 54
												271	A	Army West Point	71 60
												275	A	Colorado St.	48 55
												275	H	Colorado St.	63 48
												307	A	San Jose St.	60 73
												307	H	San Jose St.	88 77
												347	H	Fairleigh Dickinson	85 37
LAST 12 Division I GAMES:															
307	A	San Jose St.	60 73	224	H	San Diego St.	75 66								
110	H	Fresno St.	70 77	307	H	San Jose St.	88 77								
185	A	Utah St.	55 64	58	A	Boise St.	48 79								
205	H	UNLV	47 62	213	H	Nevada	79 74								
47	A	Wyoming	60 80	205	A	UNLV	56 66								
275	A	Colorado St.	48 55	224	A	San Diego St.	61 70								

Non-Div I Games: Western St. 72 54

Air Force

■ Loss, 
 ■ Non-Conf, 
 ■ S Site, 
 ■ Home 
 ■ A Away 
 N Neutral

Average RPI Win:	231	WON-LOST	WINNING	LAST 10	STRENGTH OF	OPP. STRENGTH	TEAM	ADJ.	CONF.	ADJ CONF.
Average RPI Loss:	91	RECORD	PCT. RANK	GAMES	SCHEDULE	OF SCHEDULE	RPI	RPI	RPI	RPI
DIV. I ONLY	14- 10	124	1- 0	173	132	148	148	7	7	
DIV. I NON-CONF.	8- 2	52	0- 0	314	278	151	151	8	8	
TOTALS	RPI 1-25	RPI 26-50	W-L RECORDS	RPI 51-100	RPI 101-150	RPI 150+				
14- 10	0- 1	1- 4	OVERALL	1- 2	0- 1	12- 2				
8- 3	0- 0	1- 2	HOME	1- 0	0- 0	6- 1				
2- 7	0- 1	0- 2	AWAY	0- 2	0- 1	2- 1				
4- 0	0- 0	0- 0	NEUTRAL	0- 0	0- 0	4- 0				
8- 2	0- 0	0- 1	NON-CONFERENCE	0- 0	0- 1	8- 0				
3- 1	0- 0	0- 1	HOME	0- 0	0- 0	3- 0				
1- 1	0- 0	0- 0	AWAY	0- 0	0- 1	1- 0				
4- 0	0- 0	0- 0	NEUTRAL	0- 0	0- 0	4- 0				
6- 8	0- 1	1- 3	CONFERENCE	1- 2	0- 0	4- 2				
5- 2	0- 0	1- 1	HOME	1- 0	0- 0	3- 1				
1- 6	0- 1	0- 2	AWAY	0- 2	0- 0	1- 1				
0- 0	0- 0	0- 0	NEUTRAL	0- 0	0- 0	0- 0				

RPI S	Opponent	Score	RPI S	Opponent	Score	RPI S	Opponent	Score	RPI S	Opponent	Score	Team's RPI: 148
24	A Central Mich.	71 94	32	A Ohio	70 92	78	H Toledo	70 64	125	A Youngstown St.	61 72	
			43	H Miami (OH)	61 67	85	A Kent St.	58 73	189	A N.C. A&T	49 36	
			46	A Buffalo	72 91	98	A Northern Ill.	59 70	201	A Eastern Mich.	60 67	
			46	H Buffalo	70 59				201	H Eastern Mich.	60 72	
			50	H Butler	47 63				212	H Ball St.	91 61	
									216	H Bowling Green	74 71	
									234	H St. Bonaventure	67 58	
									250	N Northern Ky.	77 60	
									267	A Western Mich.	72 59	
									267	H Western Mich.	69 62	
									277	N UTEP	64 57	
									281	N Jackson St.	74 57	
									287	H Canisius	62 53	
									308	N Oakland	85 65	
									328	H Eastern Ky.	63 54	
LAST 12 Division I GAMES:												
46	H Buffalo	70 59	85	A Kent St.	58 73							
201	A Eastern Mich.	60 67	78	H Toledo	70 64							
43	H Miami (OH)	61 67	46	A Buffalo	72 91							
212	H Ball St.	91 61	98	A Northern Ill.	59 70							
267	H Western Mich.	69 62	201	H Eastern Mich.	60 72							
32	A Ohio	70 92	216	H Bowling Green	74 71							

Non-Div I Games: Malone 63 44

Akron

■ Loss, 
 ■ Non-Conf, 
 ■ S Site, 
 ■ H Home 
 ■ A Away 
 N Neutral

## Alabama

Through Games Of Feb. 23, 2019

Average RPI Win:	177	WON-LOST	WINNING	LAST 10	STRENGTH OF	OPP. STRENGTH	TEAM	ADJ.	CONF.	ADJ CONF.
Average RPI Loss:	75	RECORD	PCT. RANK	GAMES	SCHEDULE	OF SCHEDULE	RPI	RPI	RPI	RPI
DIV. I ONLY	12- 14	195	0- 1	67	65	138	138	5	5	
DIV. I NON-CONF.	8- 5	119	0- 1	141	134	138	138	5	5	
TOTALS	RPI 1-25	RPI 26-50	W-L RECORDS	RPI 51-100	RPI 101-150	RPI 150+				
12- 14	0- 5	2- 0	OVERALL	0- 6	2- 0	8- 3				
8- 5	0- 2	2- 0	HOME	0- 3	0- 0	6- 0				
3- 6	0- 2	0- 0	AWAY	0- 3	1- 0	2- 1				
1- 3	0- 1	0- 0	NEUTRAL	0- 0	1- 0	0- 2				
8- 5	0- 1	1- 0	NON-CONFERENCE	0- 2	1- 0	6- 2				
6- 1	0- 0	1- 0	HOME	0- 1	0- 0	5- 0				
1- 1	0- 0	0- 0	AWAY	0- 1	0- 0	1- 0				
1- 3	0- 1	0- 0	NEUTRAL	0- 0	1- 0	0- 2				
4- 9	0- 4	1- 0	CONFERENCE	0- 4	1- 0	2- 1				
2- 4	0- 2	1- 0	HOME	0- 2	0- 0	1- 0				
2- 5	0- 2	0- 0	AWAY	0- 2	1- 0	1- 1				
0- 0	0- 0	0- 0	NEUTRAL	0- 0	0- 0	0- 0				

RPI	S	Opponent	Score	RPI	S	Opponent	Score	RPI	S	Opponent	Score	RPI	S	Opponent	Score	Team's RPI: 138
7	H	Mississippi St.	49 65	40	H	Tennessee	86 65	54	A	Auburn	38 77	106	A	Georgia	58 53	
16	A	Texas A&M	43 70	42	H	Clemson	76 56	54	H	Auburn	56 66	107	N	Virginia	64 52	
18	H	Kentucky	53 68					59	A	Utah	62 72	153	H	Tulane	69 58	
20	N	Miami (FL)	74 101					65	H	LSU	56 62	159	N	Tulsa	73 80	
21	A	South Carolina	59 62					86	A	Arkansas	61 72	171	N	Louisiana Tech	62 79	
								100	H	South Alabama	67 72	193	H	Stetson	59 47	
												203	A	Vanderbilt	84 65	
												207	H	Grambling	73 55	
												217	A	Florida	55 57	
												217	H	Florida	74 67	
												228	A	SMU	62 61	
												306	H	Southeastern La.	88 40	
												322	H	Northwestern St.	87 73	
LAST 12 Division I GAMES:																
171	N	Louisiana Tech	62 79	106	A	Georgia	58 53									
203	A	Vanderbilt	84 65	86	A	Arkansas	61 72									
54	A	Auburn	38 77	65	H	LSU	56 62									
18	H	Kentucky	53 68	40	H	Tennessee	86 65									
217	A	Florida	55 57	16	A	Texas A&M	43 70									
7	H	Mississippi St.	49 65	54	H	Auburn	56 66									

Non-Div I Games:

Alabama

■ Loss, 
■ Non-Conf, 
■ S Site, 
■ H Home 
■ A Away 
N Neutral

[illegible]

**Non-Div I Games:**

Average RPI Win:	301	WON-LOST	WINNING	LAST 10	STRENGTH OF	OPP. STRENGTH	TEAM	ADJ.	CONF.	ADJ CONF.
Average RPI Loss:	150	RECORD	PCT. RANK	GAMES	SCHEDULE	OF SCHEDULE	RPI	RPI	RPI	RPI
DIV. I ONLY	9- 14	240	1- 0	239	316	259	259	29	29	
DIV. I NON-CONF.	0- 10	336	0- 0	17	156	249	249	28	28	
TOTALS	RPI 1-25	RPI 26-50	W-L RECORDS	RPI 51-100	RPI 101-150	RPI 150+				
9- 14	0- 2	0- 1	OVERALL	0- 3	0- 1	9- 7				
5- 5	0- 1	0- 0	HOME	0- 0	0- 1	5- 3				
4- 9	0- 1	0- 1	AWAY	0- 3	0- 0	4- 4				
0- 0	0- 0	0- 0	NEUTRAL	0- 0	0- 0	0- 0				
0- 10	0- 2	0- 1	NON-CONFERENCE	0- 3	0- 1	0- 3				
0- 3	0- 1	0- 0	HOME	0- 0	0- 1	0- 1				
0- 7	0- 1	0- 1	AWAY	0- 3	0- 0	0- 2				
0- 0	0- 0	0- 0	NEUTRAL	0- 0	0- 0	0- 0				
9- 4	0- 0	0- 0	CONFERENCE	0- 0	0- 0	9- 4				
5- 2	0- 0	0- 0	HOME	0- 0	0- 0	5- 2				
4- 2	0- 0	0- 0	AWAY	0- 0	0- 0	4- 2				
0- 0	0- 0	0- 0	NEUTRAL	0- 0	0- 0	0- 0				

RPI 1-25				RPI 26-50				RPI 51-100				RPI 101+ Team's RPI: 259			
RPI	S	Opponent	Score	RPI	S	Opponent	Score	RPI	S	Opponent	Score	RPI	S	Opponent	Score
18	A	Kentucky	35 87	35	A	Georgia Tech	42 69	54	A	Auburn	50 83	104	H	UAB	47 62
21	H	South Carolina	38 94					94	A	Troy	46 116	175	H	Southern U.	78 61
								100	A	South Alabama	65 77	180	A	North Ala.	42 68
												188	A	Xavier	58 87
												199	A	Prairie View	59 71
												207	H	Grambling	72 80
												240	A	Texas Southern	58 51
												281	H	Jackson St.	74 67
												286	H	Samford	51 60
												291	A	Alabama A&M	60 46
												291	H	Alabama A&M	57 65
												329	A	Mississippi Val.	62 64
												329	H	Mississippi Val.	73 67
												346	A	Ark.-Pine Bluff	58 56
												346	H	Ark.-Pine Bluff	73 52
												351	A	Alcorn	70 58
												351	H	Alcorn	76 63
LAST 12 Division I GAMES:															
351	A	Alcorn	70 58	175	H	Southern U.	78 61								
291	H	Alabama A&M	57 65	351	H	Alcorn	76 63								
329	H	Mississippi Val.	73 67	291	A	Alabama A&M	60 46								
346	H	Ark.-Pine Bluff	73 52	329	A	Mississippi Val.	62 64								
199	A	Prairie View	59 71	346	A	Ark.-Pine Bluff	58 56								
240	A	Texas Southern	58 51	281	H	Jackson St.	74 67								

Non-Div I Games: Mobile 69 63

Alabama St.

■ Loss, 
 ■ Non-Conf, 
 ■ S Site, 
 ■ Home 
 ■ A Away 
 N Neutral

Albany (NY)

Through Games Of Feb. 23, 2019

Average RPI Win:	271	WON-LOST	WINNING	LAST 10	STRENGTH OF	OPP. STRENGTH	TEAM	ADJ.	CONF.	ADJ CONF.
Average RPI Loss:	183	RECORD	PCT. RANK	GAMES	SCHEDULE	OF SCHEDULE	RPI	RPI	RPI	RPI
DIV. I ONLY	11- 16	228	0- 1	247	289	247	247	23	23	
DIV. I NON-CONF.	3- 10	278	0- 0	260	290	294	294	25	25	
TOTALS	RPI 1-25	RPI 26-50	W-L RECORDS	RPI 51-100	RPI 101-150	RPI 150+				
11- 16	0- 1	0- 0	OVERALL	0- 3	0- 3	11- 9				
6- 6	0- 0	0- 0	HOME	0- 1	0- 1	6- 4				
5- 10	0- 1	0- 0	AWAY	0- 2	0- 2	5- 5				
0- 0	0- 0	0- 0	NEUTRAL	0- 0	0- 0	0- 0				
3- 10	0- 1	0- 0	NON-CONFERENCE	0- 1	0- 2	3- 6				
1- 4	0- 0	0- 0	HOME	0- 0	0- 1	1- 3				
2- 6	0- 1	0- 0	AWAY	0- 1	0- 1	2- 3				
0- 0	0- 0	0- 0	NEUTRAL	0- 0	0- 0	0- 0				
8- 6	0- 0	0- 0	CONFERENCE	0- 2	0- 1	8- 3				
5- 2	0- 0	0- 0	HOME	0- 1	0- 0	5- 1				
3- 4	0- 0	0- 0	AWAY	0- 1	0- 1	3- 2				
0- 0	0- 0	0- 0	NEUTRAL	0- 0	0- 0	0- 0				

RPI 1-25				RPI 26-50				RPI 51-100				RPI 101+ Team's RPI: 247			
RPI	S	Opponent	Score	RPI	S	Opponent	Score	RPI	S	Opponent	Score	RPI	S	Opponent	Score
25	A	Rutgers	39 65					67	A	Maine	65 76	115	A	Hartford	35 82
								67	H	Maine	61 67	130	A	South Fla.	37 74
								72	A	Purdue	41 53	145	H	Marist	56 74
												157	A	Stony Brook	54 49
												157	H	Stony Brook	52 68
												184	H	Holy Cross	50 56
												220	A	Cornell	34 48
												222	A	Monmouth	56 64
												238	A	Columbia	62 58
												246	A	Binghamton	71 62
												246	H	Binghamton	61 56
												262	A	St. Francis Brooklyn	67 60
												282	A	Vermont	39 52
												282	H	Vermont	65 40
												284	H	Manhattan	60 54
												287	H	Canisius	42 48
												309	H	New Hampshire	59 41
												314	A	UMBC	60 69
												314	H	UMBC	64 44
												318	H	Central Conn. St.	53 60
												323	A	UMass Lowell	56 53
												323	H	UMass Lowell	63 56
												326	A	Lafayette	66 67
LAST 12 Division I GAMES:															
314	A	UMBC	60 69	309	H	New Hampshire	59 41								
157	H	Stony Brook	52 68	115	A	Hartford	35 82								
67	H	Maine	61 67	157	A	Stony Brook	54 49								
323	A	UMass Lowell	56 53	314	H	UMBC	64 44								
282	H	Vermont	65 40	323	H	UMass Lowell	63 56								
246	A	Binghamton	71 62	67	A	Maine	65 76								

Non-Div I Games:

Albany (NY)

Loss, Non-Conf, S Site, H Home A Away N Neutral



Average RPI Win: <b>299</b>	WON-LOST	WINNING	LAST 10	STRENGTH OF	OPP. STRENGTH	TEAM	ADJ.	CONF.	ADJ CONF.
Average RPI Loss: <b>241</b>	RECORD	PCT. RANK	GAMES	SCHEDULE	OF SCHEDULE	RPI	RPI	RPI	RPI
DIV. I ONLY	3- 20	336	0- 1	348	331	351	351	29	29
DIV. I NON-CONF.	0- 9	336	0- 1	273	321	348	348	28	28
TOTALS	RPI 1-25	RPI 26-50	W-L RECORDS	RPI 51-100	RPI 101-150	RPI 150+			
3- 20	0- 0	0- 1	OVERALL	0- 0	0- 2	3- 17			
2- 8	0- 0	0- 0	HOME	0- 0	0- 0	2- 8			
1- 11	0- 0	0- 1	AWAY	0- 0	0- 1	1- 9			
0- 1	0- 0	0- 0	NEUTRAL	0- 0	0- 1	0- 0			
0- 9	0- 0	0- 1	NON-CONFERENCE	0- 0	0- 2	0- 6			
0- 2	0- 0	0- 0	HOME	0- 0	0- 0	0- 2			
0- 6	0- 0	0- 1	AWAY	0- 0	0- 1	0- 4			
0- 1	0- 0	0- 0	NEUTRAL	0- 0	0- 1	0- 0			
3- 11	0- 0	0- 0	CONFERENCE	0- 0	0- 0	3- 11			
2- 6	0- 0	0- 0	HOME	0- 0	0- 0	2- 6			
1- 5	0- 0	0- 0	AWAY	0- 0	0- 0	1- 5			
0- 0	0- 0	0- 0	NEUTRAL	0- 0	0- 0	0- 0			

RPI 1-25	RPI 26-50	RPI 51-100	RPI 101+ Team's RPI: 351
RPI S Opponent Score	RPI S Opponent Score	RPI S Opponent Score	RPI S Opponent Score
	48 <b>A</b> TCU 31 <b>88</b>		104 <b>A</b> UAB 53 <b>80</b>
			146 <b>N</b> New Mexico St. 64 <b>82</b>
			175 <b>H</b> Southern U. 54 <b>75</b>
			179 <b>A</b> Southern Miss. 47 <b>66</b>
			199 <b>H</b> Prairie View 61 <b>82</b>
			207 <b>A</b> Grambling 56 <b>61</b>
			207 <b>H</b> Grambling 63 <b>79</b>
			240 <b>H</b> Texas Southern 53 <b>52</b>
			259 <b>A</b> Alabama St. 63 <b>76</b>
			259 <b>H</b> Alabama St. 58 <b>70</b>
			277 <b>A</b> UTEP 51 <b>77</b>
			280 <b>H</b> Central Ark. 46 <b>57</b>
			281 <b>A</b> Jackson St. 66 <b>88</b>
			281 <b>H</b> Jackson St. 61 <b>82</b>
			291 <b>A</b> Alabama A&M 69 <b>87</b>
			306 <b>H</b> Southeastern La. 59 <b>77</b>
			316 <b>A</b> FIU 40 <b>75</b>
			322 <b>A</b> Northwestern St. 65 <b>78</b>
			329 <b>A</b> Mississippi Val. 81 <b>80</b>
			329 <b>H</b> Mississippi Val. 73 <b>63</b>
			346 <b>A</b> Ark.-Pine Bluff 57 <b>66</b>
			346 <b>H</b> Ark.-Pine Bluff 57 <b>59</b>
LAST 12 Division I GAMES:			
146 <b>N</b> New Mexico St. 64 <b>82</b>	175 <b>H</b> Southern U. 54 <b>75</b>		
259 <b>H</b> Alabama St. 58 <b>70</b>	291 <b>A</b> Alabama A&M 69 <b>87</b>		
346 <b>A</b> Ark.-Pine Bluff 57 <b>66</b>	259 <b>A</b> Alabama St. 63 <b>76</b>		
329 <b>A</b> Mississippi Val. 81 <b>80</b>	346 <b>H</b> Ark.-Pine Bluff 57 <b>59</b>		
207 <b>H</b> Grambling 63 <b>79</b>	329 <b>H</b> Mississippi Val. 73 <b>63</b>		
281 <b>H</b> Jackson St. 61 <b>82</b>	207 <b>A</b> Grambling 56 <b>61</b>		

Non-Div I Games: Lane 58 **70** Fisk 67 64 Rust 59 **78**

Alcorn

**Loss**, **Non-Conf**, **S Site**, **H Home** **A Away** **N Neutral**

Average RPI Win:	234	WON-LOST	WINNING	LAST 10	STRENGTH OF	OPP. STRENGTH	TEAM	ADJ.	CONF.	ADJ CONF.
Average RPI Loss:	85	RECORD	PCT. RANK	GAMES	SCHEDULE	OF SCHEDULE	RPI	RPI	RPI	RPI
DIV. I ONLY	18- 8	70	1- 0	144	181	81	81	18	18	
DIV. I NON-CONF.	4- 7	228	0- 0	73	86	170	170	21	21	
TOTALS	RPI 1-25	RPI 26-50	W-L RECORDS	RPI 51-100	RPI 101-150	RPI 150+				
18- 8	0- 1	0- 1	OVERALL	0- 2	2- 3	16- 1				
10- 1	0- 0	0- 1	HOME	0- 0	1- 0	9- 0				
8- 5	0- 0	0- 0	AWAY	0- 1	1- 3	7- 1				
0- 2	0- 1	0- 0	NEUTRAL	0- 1	0- 0	0- 0				
4- 7	0- 1	0- 1	NON-CONFERENCE	0- 1	0- 3	4- 1				
3- 1	0- 0	0- 1	HOME	0- 0	0- 0	3- 0				
1- 4	0- 0	0- 0	AWAY	0- 0	0- 3	1- 1				
0- 2	0- 1	0- 0	NEUTRAL	0- 1	0- 0	0- 0				
14- 1	0- 0	0- 0	CONFERENCE	0- 1	2- 0	12- 0				
7- 0	0- 0	0- 0	HOME	0- 0	1- 0	6- 0				
7- 1	0- 0	0- 0	AWAY	0- 1	1- 0	6- 0				
0- 0	0- 0	0- 0	NEUTRAL	0- 0	0- 0	0- 0				

RPI 1-25				RPI 26-50				RPI 51-100				Team's RPI: 81	RPI 101+			
RPI	S	Opponent	Score	RPI	S	Opponent	Score	RPI	S	Opponent	Score		RPI	S	Opponent	Score
4	N	Stanford	49 71	32	H	Ohio	67 77	52	A	Bucknell	56 71		107	A	Virginia	54 57
								73	N	FGCU	71 90		120	A	High Point	61 66
													129	A	Penn St.	59 80
													139	A	Lehigh	61 53
													139	H	Lehigh	50 47
													155	A	Boston U.	64 51
													155	H	Boston U.	50 48
													159	H	Tulsa	68 52
													160	A	Denver	54 83
													184	H	Holy Cross	70 58
													211	H	George Mason	86 71
													232	A	Hawaii	69 57
													235	A	Navy	58 45
													253	A	Colgate	71 66
													253	H	Colgate	76 57
													271	A	Army West Point	75 62
													271	H	Army West Point	61 51
													296	A	Loyola Maryland	67 56
													296	H	Loyola Maryland	82 38
													314	H	UMBC	64 42
													326	A	Lafayette	67 57
													326	H	Lafayette	60 45
LAST 12 Division I GAMES:																
326	A	Lafayette	67 57	184	H	Holy Cross	70 58	326	H	Lafayette	60 45					
155	H	Boston U.	50 48	155	A	Boston U.	64 51	139	A	Lehigh	61 53					
139	H	Lehigh	50 47	296	A	Loyola Maryland	67 56	296	H	Loyola Maryland	82 38					
296	A	Loyola Maryland	67 56	271	A	Army West Point	75 62	271	H	Army West Point	61 51					
271	A	Army West Point	75 62	253	A	Colgate	71 66									
253	A	Colgate	71 66													

Non-Div I Games:

American

■ Loss, 
 ■ Non-Conf, 
 ■ S Site, 
 ■ H Home 
 ■ A Away 
 N Neutral

## Appalachian St.

Through Games Of Feb. 23, 2019

Average RPI Win: <b>214</b>	WON-LOST	WINNING	LAST 10	STRENGTH OF	OPP. STRENGTH	TEAM	ADJ.	CONF.	ADJ CONF.
Average RPI Loss: <b>114</b>	RECORD	PCT. RANK	GAMES	SCHEDULE	OF SCHEDULE	RPI	RPI	RPI	RPI
DIV. I ONLY	<b>13- 12</b>	<b>160</b>	<b>1- 0</b>	<b>128</b>	<b>153</b>	<b>143</b>	<b>143</b>	<b>12</b>	<b>12</b>
DIV. I NON-CONF.	<b>6- 5</b>	<b>143</b>	<b>0- 0</b>	<b>166</b>	<b>149</b>	<b>123</b>	<b>123</b>	<b>13</b>	<b>13</b>
TOTALS	RPI 1-25	RPI 26-50	W-L RECORDS	RPI 51-100	RPI 101-150	RPI 150+			
13- 12	0- 1	0- 2	OVERALL	1- 4	1- 2	11- 3			
9- 3	0- 0	0- 0	HOME	1- 3	0- 0	8- 0			
4- 9	0- 1	0- 2	AWAY	0- 1	1- 2	3- 3			
0- 0	0- 0	0- 0	NEUTRAL	0- 0	0- 0	0- 0			
6- 5	0- 1	0- 2	NON-CONFERENCE	0- 0	1- 1	5- 1			
5- 0	0- 0	0- 0	HOME	0- 0	0- 0	5- 0			
1- 5	0- 1	0- 2	AWAY	0- 0	1- 1	0- 1			
0- 0	0- 0	0- 0	NEUTRAL	0- 0	0- 0	0- 0			
7- 7	0- 0	0- 0	CONFERENCE	1- 4	0- 1	6- 2			
4- 3	0- 0	0- 0	HOME	1- 3	0- 0	3- 0			
3- 4	0- 0	0- 0	AWAY	0- 1	0- 1	3- 2			
0- 0	0- 0	0- 0	NEUTRAL	0- 0	0- 0	0- 0			

RPI 1-25				RPI 26-50				RPI 51-100				RPI 101+ Team's RPI: 143			
RPI	S	Opponent	Score	RPI	S	Opponent	Score	RPI	S	Opponent	Score	RPI	S	Opponent	Score
21	A	South Carolina	50 <b>80</b>	35	A	Georgia Tech	53 <b>71</b>	66	H	Little Rock	59 <b>74</b>	104	A	UAB	61 <b>80</b>
				42	A	Clemson	48 <b>87</b>	94	H	Troy	72 <b>83</b>	135	A	Georgia St.	75 <b>85</b>
								96	A	UT Arlington	94 <b>99</b>	140	A	Davidson	81 78
								96	H	UT Arlington	65 <b>72</b>	163	A	Coastal Caro.	66 <b>74</b>
								100	H	South Alabama	71 63	163	H	Coastal Caro.	67 53
												167	A	Texas St.	62 49
												167	H	Texas St.	77 56
												174	H	Arkansas St.	75 67
												206	H	Marshall	74 52
												210	H	Elon	65 62
												254	A	ETSU	64 <b>95</b>
												258	A	Louisiana	55 <b>73</b>
												260	H	Wofford	94 70
												283	A	Ga. Southern	70 52
												293	H	Col. of Charleston	80 66
												302	H	UNC Greensboro	68 65
												315	A	La.-Monroe	80 58
LAST 12 Division I GAMES:															
283	A	Ga. Southern	70 52	258	A	Louisiana	55 <b>73</b>								
135	A	Georgia St.	75 <b>85</b>	66	H	Little Rock	59 <b>74</b>								
163	A	Coastal Caro.	66 <b>74</b>	174	H	Arkansas St.	75 67								
96	H	UT Arlington	65 <b>72</b>	163	H	Coastal Caro.	67 53								
167	H	Texas St.	77 56	167	A	Texas St.	62 49								
315	A	La.-Monroe	80 58	96	A	UT Arlington	94 <b>99</b>								

Non-Div I Games:

Appalachian St.

■ Loss, 
 ■ Non-Conf, S Site, 
 ■ Home 
 ■ Away 
 N Neutral

Average RPI Win:	179	WON-LOST	WINNING	LAST 10	STRENGTH OF	OPP. STRENGTH	TEAM	ADJ.	CONF.	ADJ CONF.
Average RPI Loss:	44	RECORD	PCT. RANK	GAMES	SCHEDULE	OF SCHEDULE	RPI	RPI	RPI	RPI
DIV. I ONLY	17- 9	87	0- 1	97	42	68	68	2	2	
DIV. I NON-CONF.	10- 1	17	0- 0	327	236	127	127	2	2	
TOTALS	RPI 1-25	RPI 26-50	W-L RECORDS	RPI 51-100	RPI 101-150	RPI 150+				
17- 9	1- 5	1- 1	OVERALL	3- 1	2- 2	10- 0				
11- 3	1- 1	1- 1	HOME	3- 0	1- 1	5- 0				
4- 6	0- 4	0- 0	AWAY	0- 1	1- 1	3- 0				
2- 0	0- 0	0- 0	NEUTRAL	0- 0	0- 0	2- 0				
10- 1	0- 0	0- 0	NON-CONFERENCE	1- 0	0- 1	9- 0				
6- 1	0- 0	0- 0	HOME	1- 0	0- 1	5- 0				
2- 0	0- 0	0- 0	AWAY	0- 0	0- 0	2- 0				
2- 0	0- 0	0- 0	NEUTRAL	0- 0	0- 0	2- 0				
7- 8	1- 5	1- 1	CONFERENCE	2- 1	2- 1	1- 0				
5- 2	1- 1	1- 1	HOME	2- 0	1- 0	0- 0				
2- 6	0- 4	0- 0	AWAY	0- 1	1- 1	1- 0				
0- 0	0- 0	0- 0	NEUTRAL	0- 0	0- 0	0- 0				

RPI 1-25				RPI 26-50				RPI 51-100 Team's RPI: 68				RPI 101+			
RPI	S	Opponent	Score	RPI	S	Opponent	Score	RPI	S	Opponent	Score	RPI	S	Opponent	Score
4	A	Stanford	54 56	31	H	UCLA	93 98	51	H	Southern California	71 68	108	H	Loyola Marymount	64 66
4	H	Stanford	48 78	39	H	California	60 55	59	A	Utah	64 80	142	A	Washington St.	88 90
6	A	Oregon	60 93					59	H	Utah	66 55	149	A	Colorado	69 67
17	A	Arizona St.	47 60					92	H	Idaho St.	71 46	149	H	Colorado	63 51
17	H	Arizona St.	51 39									168	A	Washington	69 59
22	A	Oregon St.	64 86									170	H	Montana	100 51
												178	N	Portland	92 70
												224	A	San Diego St.	69 60
												251	H	Northern Ariz.	71 47
												273	A	Long Beach St.	70 43
												277	H	UTEP	62 40
												301	H	Incarinate Word	84 42
												310	H	South Carolina St.	73 32
												343	N	Seattle U	84 54
LAST 12 Division I GAMES:															
4	A	Stanford	54 56	31	H	UCLA	93 98	51	H	Southern California	71 68	6	A	Oregon	60 93
149	H	Colorado	63 51	59	H	Utah	66 55	22	A	Oregon St.	64 86	4	H	Stanford	48 78
142	A	Washington St.	88 90	168	A	Washington	69 59	39	H	California	60 55				
17	A	Arizona St.	47 60												

Non-Div I Games:

Arizona

■ Loss, 
 ■ Non-Conf, 
 ■ S Site, 
 ■ H Home 
 ■ A Away 
 N Neutral

Average RPI Win:	123	WON-LOST	WINNING	LAST 10	STRENGTH OF	OPP. STRENGTH	TEAM	ADJ.	CONF.	ADJ CONF.
Average RPI Loss:	22	RECORD	PCT. RANK	GAMES	SCHEDULE	OF SCHEDULE	RPI	RPI	RPI	RPI
DIV. I ONLY	18- 7	60	1- 0	16	10	17	17	2	2	
DIV. I NON-CONF.	9- 2	43	1- 0	69	12	28	28	2	2	
TOTALS	RPI 1-25	RPI 26-50	W-L RECORDS	RPI 51-100	RPI 101-150	RPI 150+				
18- 7	1- 4	2- 2	OVERALL	5- 1	4- 0	6- 0				
10- 3	0- 2	1- 1	HOME	3- 0	2- 0	4- 0				
6- 3	1- 1	0- 1	AWAY	2- 1	2- 0	1- 0				
2- 1	0- 1	1- 0	NEUTRAL	0- 0	0- 0	1- 0				
9- 2	0- 2	1- 0	NON-CONFERENCE	1- 0	1- 0	6- 0				
5- 1	0- 1	0- 0	HOME	0- 0	1- 0	4- 0				
2- 0	0- 0	0- 0	AWAY	1- 0	0- 0	1- 0				
2- 1	0- 1	1- 0	NEUTRAL	0- 0	0- 0	1- 0				
9- 5	1- 2	1- 2	CONFERENCE	4- 1	3- 0	0- 0				
5- 2	0- 1	1- 1	HOME	3- 0	1- 0	0- 0				
4- 3	1- 1	0- 1	AWAY	1- 1	2- 0	0- 0				
0- 0	0- 0	0- 0	NEUTRAL	0- 0	0- 0	0- 0				

RPI 1-25				Team's RPI: 17		RPI 26-50				RPI 51-100				RPI 101+					
RPI	S	Opponent	Score		RPI	S	Opponent	Score		RPI	S	Opponent	Score		RPI	S	Opponent	Score	
2	H	Baylor	59	65	31	H	UCLA	59	61	51	H	Southern California	68	59	110	H	Fresno St.	68	52
3	N	Louisville	56	58	37	N	Kansas St.	65	51	59	A	Utah	65	63	142	A	Washington St.	61	46
4	H	Stanford	65	72	39	A	California	60	69	59	H	Utah	60	58	149	A	Colorado	76	70
6	A	Oregon	71	77	39	H	California	62	61	68	A	Arizona	39	51	149	H	Colorado	66	49
22	A	Oregon St.	79	76						86	A	Arkansas	88	85	154	N	Southern Ill.	82	38
															159	H	Tulsa	70	52
															171	H	Louisiana Tech	80	44
															175	H	Southern U.	69	47
															275	A	Colorado St.	70	39
															301	H	Incarnate Word	81	43
LAST 12 Division I GAMES:																			
159	H	Tulsa	70	52	51	H	Southern California	68	59	31	H	UCLA	59	61	22	A	Oregon St.	79	76
39	A	California	60	69	6	A	Oregon	71	77	39	H	California	62	61	4	H	Stanford	65	72
59	H	Utah	60	58															
149	H	Colorado	66	49															
142	A	Washington St.	61	46															
68	H	Arizona	60	47															

Non-Div I Games:

Arizona St.

Average RPI Win:	351	WON-LOST	WINNING	LAST 10	STRENGTH OF	OPP. STRENGTH	TEAM	ADJ.	CONF.	ADJ CONF.
Average RPI Loss:	222	RECORD	PCT. RANK	GAMES	SCHEDULE	OF SCHEDULE	RPI	RPI	RPI	RPI
DIV. I ONLY	2- 15	342	0- 1	331	345	346	346	29	29	
DIV. I NON-CONF.	0- 3	336	0- 0	21	151	260	260	28	28	
TOTALS	RPI 1-25	RPI 26-50	W-L RECORDS	RPI 51-100	RPI 101-150	RPI 150+				
2- 15	0- 1	0- 0	OVERALL	0- 0	0- 1	2- 13				
1- 6	0- 0	0- 0	HOME	0- 0	0- 0	1- 6				
1- 9	0- 1	0- 0	AWAY	0- 0	0- 1	1- 7				
0- 0	0- 0	0- 0	NEUTRAL	0- 0	0- 0	0- 0				
0- 3	0- 1	0- 0	NON-CONFERENCE	0- 0	0- 1	0- 1				
0- 0	0- 0	0- 0	HOME	0- 0	0- 0	0- 0				
0- 3	0- 1	0- 0	AWAY	0- 0	0- 1	0- 1				
0- 0	0- 0	0- 0	NEUTRAL	0- 0	0- 0	0- 0				
2- 12	0- 0	0- 0	CONFERENCE	0- 0	0- 0	2- 12				
1- 6	0- 0	0- 0	HOME	0- 0	0- 0	1- 6				
1- 6	0- 0	0- 0	AWAY	0- 0	0- 0	1- 6				
0- 0	0- 0	0- 0	NEUTRAL	0- 0	0- 0	0- 0				

RPI 1-25				RPI 26-50				RPI 51-100				RPI 101+ Team's RPI: 346			
RPI	S	Opponent	Score	RPI	S	Opponent	Score	RPI	S	Opponent	Score	RPI	S	Opponent	Score
22	A	Oregon St.	33 89									105	A	Minnesota	42 84
												175	A	Southern U.	41 73
												175	H	Southern U.	45 56
												199	H	Prairie View	41 80
												207	A	Grambling	57 77
												240	A	Texas Southern	49 62
												240	H	Texas Southern	58 59
												252	A	Wichita St.	39 76
												259	A	Alabama St.	52 73
												259	H	Alabama St.	56 58
												281	A	Jackson St.	41 60
												291	A	Alabama A&M	54 60
												291	H	Alabama A&M	52 78
												329	H	Mississippi Val.	56 62
												351	A	Alcorn	59 57
												351	H	Alcorn	66 57
LAST 12 Division I GAMES:															
291	A	Alabama A&M	54 60	207	A	Grambling	57 77								
240	A	Texas Southern	49 62	199	H	Prairie View	41 80								
351	H	Alcorn	66 57	240	H	Texas Southern	58 59								
175	H	Southern U.	45 56	351	A	Alcorn	59 57								
259	A	Alabama St.	52 73	175	A	Southern U.	41 73								
281	A	Jackson St.	41 60	291	H	Alabama A&M	52 78								

Non-Div I Games: LeMoyne-Owen 52 43 Paul Quinn 68 52 Philander Smith 48 53 Tougaloo 68 60 Ark.-Pine Bluff

## Arkansas

Through Games Of Feb. 23, 2019

Average RPI Win:	181	WON-LOST	WINNING	LAST 10	STRENGTH OF	OPP. STRENGTH	TEAM	ADJ.	CONF.	ADJ CONF.
Average RPI Loss:	51	RECORD	PCT. RANK	GAMES	SCHEDULE	OF SCHEDULE	RPI	RPI	RPI	RPI
DIV. I ONLY	16- 11	122	0- 1	71	66	86	86	5	5	
DIV. I NON-CONF.	11- 3	56	0- 0	134	123	53	53	5	5	
TOTALS	RPI 1-25	RPI 26-50	W-L RECORDS	RPI 51-100	RPI 101-150	RPI 150+				
16- 11	0- 5	1- 1	OVERALL	2- 2	1- 3	12- 0				
8- 5	0- 3	0- 0	HOME	1- 1	1- 1	6- 0				
6- 5	0- 2	1- 1	AWAY	1- 1	0- 1	4- 0				
2- 1	0- 0	0- 0	NEUTRAL	0- 0	0- 1	2- 0				
11- 3	0- 2	0- 0	NON-CONFERENCE	2- 0	0- 1	9- 0				
6- 1	0- 1	0- 0	HOME	1- 0	0- 0	5- 0				
3- 1	0- 1	0- 0	AWAY	1- 0	0- 0	2- 0				
2- 1	0- 0	0- 0	NEUTRAL	0- 0	0- 1	2- 0				
5- 8	0- 3	1- 1	CONFERENCE	0- 2	1- 2	3- 0				
2- 4	0- 2	0- 0	HOME	0- 1	1- 1	1- 0				
3- 4	0- 1	1- 1	AWAY	0- 1	0- 1	2- 0				
0- 0	0- 0	0- 0	NEUTRAL	0- 0	0- 0	0- 0				

RPI S	Opponent	Score	RPI S	Opponent	Score	RPI S	Opponent	Score	RPI S	Opponent	Score
7	H Mississippi St.	69 93	27	A Missouri	53 71	54	H Auburn	72 75	106	A Georgia	83 93
12	A Iowa St.	82 91	40	A Tennessee	80 79	65	A LSU	34 71	106	H Georgia	72 80
17	H Arizona St.	85 88				79	H Nebraska	84 80	126	N Pittsburgh	54 61
18	A Kentucky	59 61				96	A UT Arlington	66 65	138	H Alabama	72 61
21	H South Carolina	79 87							156	H Tennessee Tech	65 42
									159	A Tulsa	61 59
									164	A Abilene Christian	80 68
									166	H Oral Roberts	74 61
									181	N Wisconsin	69 68
									198	A Ole Miss	85 55
									199	H Prairie View	71 44
									203	H Vanderbilt	83 62
									217	A Florida	83 73
									281	H Jackson St.	76 57
									297	N Tennessee St.	79 55
									322	H Northwestern St.	98 53
LAST 12 Division I GAMES:											
106	A Georgia	83 93	217	A Florida	83 73						
18	A Kentucky	59 61	138	H Alabama	72 61						
54	H Auburn	72 75	40	A Tennessee	80 79						
65	A LSU	34 71	203	H Vanderbilt	83 62						
21	H South Carolina	79 87	27	A Missouri	53 71						
106	H Georgia	72 80	198	A Ole Miss	85 55						

Non-Div I Games:

Arkansas

■ Loss, 
■ Non-Conf, 
■ S Site, 
■ Home 
■ Away 
N Neutral

Average RPI Win:	207	WON-LOST	WINNING	LAST 10	STRENGTH OF	OPP. STRENGTH	TEAM	ADJ.	CONF.	ADJ CONF.
Average RPI Loss:	107	RECORD	PCT. RANK	GAMES	SCHEDULE	OF SCHEDULE	RPI	RPI	RPI	RPI
DIV. I ONLY	10- 15	229	1- 0	74	144	174	174	12	12	
DIV. I NON-CONF.	5- 6	177	0- 0	153	120	175	175	13	13	
TOTALS	RPI 1-25	RPI 26-50	W-L RECORDS	RPI 51-100	RPI 101-150	RPI 150+				
10- 15	0- 1	0- 1	OVERALL	3- 6	0- 3	7- 4				
8- 4	0- 0	0- 0	HOME	2- 2	0- 0	6- 2				
2- 11	0- 1	0- 1	AWAY	1- 4	0- 3	1- 2				
0- 0	0- 0	0- 0	NEUTRAL	0- 0	0- 0	0- 0				
5- 6	0- 1	0- 1	NON-CONFERENCE	0- 1	0- 2	5- 1				
4- 1	0- 0	0- 0	HOME	0- 0	0- 0	4- 1				
1- 5	0- 1	0- 1	AWAY	0- 1	0- 2	1- 0				
0- 0	0- 0	0- 0	NEUTRAL	0- 0	0- 0	0- 0				
5- 9	0- 0	0- 0	CONFERENCE	3- 5	0- 1	2- 3				
4- 3	0- 0	0- 0	HOME	2- 2	0- 0	2- 1				
1- 6	0- 0	0- 0	AWAY	1- 3	0- 1	0- 2				
0- 0	0- 0	0- 0	NEUTRAL	0- 0	0- 0	0- 0				

RPI 1-25				RPI 26-50				RPI 51-100				RPI 101+ Team's RPI: 174			
RPI	S	Opponent	Score	RPI	S	Opponent	Score	RPI	S	Opponent	Score	RPI	S	Opponent	Score
16	A	Texas A&M	56 97	27	A	Missouri	50 70	61	A	Belmont	55 74	116	A	Oklahoma St.	60 62
								66	A	Little Rock	55 68	132	A	UT Martin	91 97
								66	H	Little Rock	62 58	143	A	Appalachian St.	67 75
								94	A	Troy	79 87	159	H	Tulsa	73 60
								94	H	Troy	89 100	163	A	Coastal Caro.	72 88
								96	A	UT Arlington	62 67	167	A	Texas St.	54 68
								96	H	UT Arlington	73 100	167	H	Texas St.	62 85
								100	A	South Alabama	77 64	171	H	Louisiana Tech	70 80
								100	H	South Alabama	69 58	200	H	Memphis	77 66
												258	H	Louisiana	87 75
												266	H	Murray St.	74 63
												277	A	UTEP	67 66
												315	H	La.-Monroe	64 54
												329	H	Mississippi Val.	60 57
LAST 12 Division I GAMES:															
				66	H	Little Rock	62 58	163	A	Coastal Caro.	72 88				
				96	A	UT Arlington	62 67	143	A	Appalachian St.	67 75				
				167	A	Texas St.	54 68	167	H	Texas St.	62 85				
				94	H	Troy	89 100	96	H	UT Arlington	73 100				
				100	H	South Alabama	69 58	94	A	Troy	79 87				
				66	A	Little Rock	55 68	100	A	South Alabama	77 64				

Non-Div I Games:

Arkansas St.

■ Loss, 
 ■ Non-Conf, 
 ■ S Site, 
 ■ H Home 
 ■ A Away 
 N Neutral



Army West Point

Through Games Of Feb. 23, 2019

Average RPI Win:	286	WON-LOST	WINNING	LAST 10	STRENGTH OF	OPP. STRENGTH	TEAM	ADJ.	CONF.	ADJ CONF.
Average RPI Loss:	161	RECORD	PCT. RANK	GAMES	SCHEDULE	OF SCHEDULE	RPI	RPI	RPI	RPI
DIV. I ONLY	10- 15	229	0- 1	272	260	271	271	18	18	
DIV. I NON-CONF.	4- 6	212	0- 0	315	322	291	291	21	21	
TOTALS	RPI 1-25	RPI 26-50	W-L RECORDS	RPI 51-100	RPI 101-150	RPI 150+				
10- 15	0- 0	0- 1	OVERALL	0- 4	0- 3	10- 7				
6- 7	0- 0	0- 0	HOME	0- 3	0- 2	6- 2				
4- 8	0- 0	0- 1	AWAY	0- 1	0- 1	4- 5				
0- 0	0- 0	0- 0	NEUTRAL	0- 0	0- 0	0- 0				
4- 6	0- 0	0- 1	NON-CONFERENCE	0- 1	0- 1	4- 3				
2- 3	0- 0	0- 0	HOME	0- 1	0- 1	2- 1				
2- 3	0- 0	0- 1	AWAY	0- 0	0- 0	2- 2				
0- 0	0- 0	0- 0	NEUTRAL	0- 0	0- 0	0- 0				
6- 9	0- 0	0- 0	CONFERENCE	0- 3	0- 2	6- 4				
4- 4	0- 0	0- 0	HOME	0- 2	0- 1	4- 1				
2- 5	0- 0	0- 0	AWAY	0- 1	0- 1	2- 3				
0- 0	0- 0	0- 0	NEUTRAL	0- 0	0- 0	0- 0				

RPI S	Opponent	Score	RPI S	Opponent	Score	RPI S	Opponent	Score	RPI S	Opponent	Score	Team's RPI: 271
48	A TCU	38 63	52	H Bucknell	52 66	112	H Yale	51 62				
			81	A American	51 61	139	A Lehigh	46 55				
			81	H American	62 75	139	H Lehigh	50 73				
			93	H St. John's (NY)	49 60	155	A Boston U.	51 63				
						184	A Holy Cross	39 58				
						184	H Holy Cross	60 53				
						235	A Navy	60 48				
						235	H Navy	55 52				
						238	A Columbia	49 70				
						246	A Binghamton	47 60				
						253	H Colgate	58 70				
						262	H St. Francis Brooklyn	69 57				
						292	H Air Force	60 71				
						296	A Loyola Maryland	51 70				
						296	H Loyola Maryland	69 57				
						300	A Wagner	61 46				
						326	A Lafayette	64 40				
						326	H Lafayette	65 50				
						347	H Fairleigh Dickinson	62 40				
						348	A LIU Brooklyn	57 42				
LAST 12 Division I GAMES:												
139	A Lehigh	46 55	253	H Colgate	58 70							
184	H Holy Cross	60 53	139	H Lehigh	50 73							
235	A Navy	60 48	184	A Holy Cross	39 58							
326	A Lafayette	64 40	235	H Navy	55 52							
81	H American	62 75	326	H Lafayette	65 50							
296	A Loyola Maryland	51 70	81	A American	51 61							

Non-Div I Games: Connecticut Col. 74 48

Army West Point

Loss, Non-Conf, S Site, H Home A Away N Neutral

Average RPI Win: <b>172</b>	WON-LOST	WINNING	LAST 10	STRENGTH OF	OPP. STRENGTH	TEAM	ADJ.	CONF.	ADJ CONF.
Average RPI Loss: <b>23</b>	RECORD	PCT. RANK	GAMES	SCHEDULE	OF SCHEDULE	RPI	RPI	RPI	RPI
DIV. I ONLY	18- 7	60	1- 0	94	43	54	54	5	5
DIV. I NON-CONF.	11- 1	13	1- 0	179	88	29	29	5	5
TOTALS	RPI 1-25	RPI 26-50	W-L RECORDS	RPI 51-100	RPI 101-150	RPI 150+			
18- 7	0- 4	2- 3	OVERALL	1- 0	4- 0	11- 0			
8- 4	0- 3	0- 1	HOME	0- 0	3- 0	5- 0			
8- 3	0- 1	1- 2	AWAY	1- 0	1- 0	5- 0			
2- 0	0- 0	1- 0	NEUTRAL	0- 0	0- 0	1- 0			
11- 1	0- 1	2- 0	NON-CONFERENCE	0- 0	1- 0	8- 0			
6- 0	0- 0	0- 0	HOME	0- 0	1- 0	5- 0			
3- 1	0- 1	1- 0	AWAY	0- 0	0- 0	2- 0			
2- 0	0- 0	1- 0	NEUTRAL	0- 0	0- 0	1- 0			
7- 6	0- 3	0- 3	CONFERENCE	1- 0	3- 0	3- 0			
2- 4	0- 3	0- 1	HOME	0- 0	2- 0	0- 0			
5- 2	0- 0	0- 2	AWAY	1- 0	1- 0	3- 0			
0- 0	0- 0	0- 0	NEUTRAL	0- 0	0- 0	0- 0			

RPI 1-25				RPI 26-50				RPI 51-100				RPI 101+ Team's RPI: 54			
RPI	S	Opponent	Score	RPI	S	Opponent	Score	RPI	S	Opponent	Score	RPI	S	Opponent	Score
7	H	Mississippi St.	59 <b>85</b>	26	N	North Carolina	86 81	86	A	Arkansas	75 72	106	H	Georgia	59 58
12	A	Iowa St.	64 <b>67</b>	27	A	Missouri	65 <b>74</b>					134	H	Oklahoma	95 79
16	H	Texas A&M	67 <b>69</b>	40	A	Tennessee	62 <b>73</b>					138	A	Alabama	66 56
18	H	Kentucky	68 <b>78</b>	40	H	Tennessee	69 <b>78</b>					138	H	Alabama	77 38
				49	A	New Mexico	79 76					163	N	Coastal Caro.	84 78
LAST 12 Division I GAMES:															
				49	A	New Mexico	79 76	106	H	Georgia	59 58				
				12	A	Iowa St.	64 <b>67</b>	198	A	Ole Miss	64 51				
				138	H	Alabama	77 38	27	A	Missouri	65 <b>74</b>				
				40	A	Tennessee	62 <b>73</b>	16	H	Texas A&M	67 <b>69</b>				
				86	A	Arkansas	75 72	203	A	Vanderbilt	72 70				
				18	H	Kentucky	68 <b>78</b>	7	H	Mississippi St.	59 <b>85</b>				

Non-Div I Games: Xavier (LA) 77 58

Auburn

■ Loss, 
 ■ Non-Conf, 
 ■ S Site, 
 ■ H Home 
 ■ A Away 
 N Neutral

Average RPI Win:	244	WON-LOST	WINNING	LAST 10	STRENGTH OF	OPP. STRENGTH	TEAM	ADJ.	CONF.	ADJ CONF.
Average RPI Loss:	202	RECORD	PCT. RANK	GAMES	SCHEDULE	OF SCHEDULE	RPI	RPI	RPI	RPI
DIV. I ONLY	12- 13	189	0- 0	313	269	263	263	22	22	
DIV. I NON-CONF.	3- 6	241	0- 0	346	262	343	343	22	22	
TOTALS	RPI 1-25	RPI 26-50	W-L RECORDS	RPI 51-100	RPI 101-150	RPI 150+				
12- 13	0- 0	0- 0	OVERALL	0- 2	2- 2	10- 9				
9- 4	0- 0	0- 0	HOME	0- 1	1- 1	8- 2				
3- 9	0- 0	0- 0	AWAY	0- 1	1- 1	2- 7				
0- 0	0- 0	0- 0	NEUTRAL	0- 0	0- 0	0- 0				
3- 6	0- 0	0- 0	NON-CONFERENCE	0- 1	0- 0	3- 5				
3- 1	0- 0	0- 0	HOME	0- 0	0- 0	3- 1				
0- 5	0- 0	0- 0	AWAY	0- 1	0- 0	0- 4				
0- 0	0- 0	0- 0	NEUTRAL	0- 0	0- 0	0- 0				
9- 7	0- 0	0- 0	CONFERENCE	0- 1	2- 2	7- 4				
6- 3	0- 0	0- 0	HOME	0- 1	1- 1	5- 1				
3- 4	0- 0	0- 0	AWAY	0- 0	1- 1	2- 3				
0- 0	0- 0	0- 0	NEUTRAL	0- 0	0- 0	0- 0				

RPI 1-25			RPI 26-50			RPI 51-100				RPI 101+			Team's RPI: 263			
RPI	S	Opponent	Score	RPI	S	Opponent	Score	RPI	S	Opponent	Score	RPI	S	Opponent	Score	
								61	H	Belmont	62	80	131	A	Morehead St.	84 75
								83	A	Cincinnati	48	69	131	H	Morehead St.	81 80
													132	A	UT Martin	65 74
													132	H	UT Martin	58 59
													156	A	Tennessee Tech	72 65
													161	A	Illinois St.	49 61
													202	A	Jacksonville St.	56 67
													203	A	Vanderbilt	70 99
													225	A	Western Ill.	72 77
													229	A	Southeast Mo. St.	54 64
													229	H	Southeast Mo. St.	56 54
													237	A	SIUE	68 69
													237	H	SIUE	77 65
													250	H	Northern Ky.	52 48
													266	H	Murray St.	59 56
													291	H	Alabama A&M	75 58
													295	A	Eastern Ill.	73 60
													295	H	Eastern Ill.	57 67
													297	H	Tennessee St.	74 47
													320	H	Lipscomb	70 58
													328	H	Eastern Ky.	100 65
													329	H	Mississippi Val.	89 95
													333	A	Evansville	52 56
LAST 12 Division I GAMES:																
132	H	UT Martin	58	59	202	A	Jacksonville St.	56	67							
229	H	Southeast Mo. St.	56	54	156	A	Tennessee Tech	72	65							
266	H	Murray St.	59	56	61	H	Belmont	62	80							
131	A	Morehead St.	84	75	297	H	Tennessee St.	74	47							
295	H	Eastern Ill.	57	67	295	A	Eastern Ill.	73	60							
237	H	SIUE	77	65	237	A	SIUE	68	69							

Non-Div I Games: Christian Bros. 100 62 Trevecca Nazarene 90 78

Austin Peay

■ Loss, 
 ■ Non-Conf, S Site, 
 ■ Home 
 ■ Away 
 N Neutral

BYU				STRENGTH OF SCHEDULE	OPP. STRENGTH OF SCHEDULE	TEAM RPI	ADJ. RPI	CONF. RPI	ADJ CONF. RPI
Average RPI Win:	155	WON-LOST RECORD	WINNING PCT. RANK						
Average RPI Loss:	108		LAST 10 GAMES						
DIV. I ONLY	21- 6	33	1- 0	77	93	30	30	8	8
DIV. I NON-CONF.	8- 3	72	0- 0	165	147	74	74	7	7
-----									
TOTALS	RPI 1-25	RPI 26-50	W-L RECORDS	RPI 51-100	RPI 101-150	RPI 150+			
21- 6	2- 0	1- 1	OVERALL	3- 2	4- 2	11- 1			
10- 2	1- 0	0- 1	HOME	1- 1	4- 0	4- 0			
9- 4	1- 0	0- 0	AWAY	2- 1	0- 2	6- 1			
2- 0	0- 0	1- 0	NEUTRAL	0- 0	0- 0	1- 0			
8- 3	0- 0	1- 1	NON-CONFERENCE	0- 1	2- 0	5- 1			
4- 1	0- 0	0- 1	HOME	0- 0	2- 0	2- 0			
2- 2	0- 0	0- 0	AWAY	0- 1	0- 0	2- 1			
2- 0	0- 0	1- 0	NEUTRAL	0- 0	0- 0	1- 0			
13- 3	2- 0	0- 0	CONFERENCE	3- 1	2- 2	6- 0			
6- 1	1- 0	0- 0	HOME	1- 1	2- 0	2- 0			
7- 2	1- 0	0- 0	AWAY	2- 0	0- 2	4- 0			
0- 0	0- 0	0- 0	NEUTRAL	0- 0	0- 0	0- 0			

RPI 1-25				RPI 26-50				RPI 51-100				RPI 101+			
RPI	S	Opponent	Score	RPI	S	Opponent	Score	RPI	S	Opponent	Score	RPI	S	Opponent	Score
14	A	Gonzaga	66 64	39	H	California	52 70	56	A	Saint Mary's (CA)	74 73	102	A	Pepperdine	65 79
14	H	Gonzaga	70 68	48	N	TCU	61 58	56	H	Saint Mary's (CA)	75 78	102	H	Pepperdine	83 58
								59	A	Utah	67 78	108	A	Loyola Marymount	58 61
								95	A	Pacific	77 74	108	H	Loyola Marymount	55 44
								95	H	Pacific	75 49	114	H	Northern Colo.	70 50
												144	H	UC Riverside	72 70
												169	A	Santa Clara	54 44
												178	A	Portland	70 69
												178	H	Portland	79 71
												185	A	Utah St.	62 57
												186	H	Eastern Wash.	80 65
												245	A	San Francisco	67 59
												256	A	San Diego	65 56
												256	H	San Diego	80 68
												257	N	California Baptist	76 69
												274	A	Utah Valley	77 51
												275	H	Colorado St.	51 42
												285	A	Southern Utah	64 67
-----															
LAST 12 Division I GAMES:															
256	H	San Diego	80 68	108	A	Loyola Marymount	58 61								
14	A	Gonzaga	66 64	256	A	San Diego	65 56								
178	A	Portland	70 69	178	H	Portland	79 71								
95	H	Pacific	75 49	14	H	Gonzaga	70 68								
56	H	Saint Mary's (CA)	75 78	56	A	Saint Mary's (CA)	74 73								
102	A	Pepperdine	65 79	95	A	Pacific	77 74								

Non-Div I Games:

BYU

■ Loss, 
 ■ Non-Conf, S Site, 
 ■ Home 
 ■ Away 
 N Neutral

Average RPI Win:	180	WON-LOST	WINNING	LAST 10	STRENGTH OF	OPP. STRENGTH	TEAM	ADJ.	CONF.	ADJ CONF.
Average RPI Loss:	92	RECORD	PCT. RANK	GAMES	SCHEDULE	OF SCHEDULE	RPI	RPI	RPI	RPI
DIV. I ONLY	6- 19	302	0- 1	44	82	212	212	7	7	
DIV. I NON-CONF.	4- 7	228	0- 0	131	41	211	211	8	8	
TOTALS	RPI 1-25	RPI 26-50	W-L RECORDS	RPI 51-100	RPI 101-150	RPI 150+				
6- 19	0- 1	0- 6	OVERALL	2- 7	1- 2	3- 3				
5- 7	0- 0	0- 2	HOME	2- 3	0- 0	3- 2				
1- 9	0- 1	0- 4	AWAY	0- 2	1- 1	0- 1				
0- 3	0- 0	0- 0	NEUTRAL	0- 2	0- 1	0- 0				
4- 7	0- 0	0- 1	NON-CONFERENCE	1- 4	1- 1	2- 1				
3- 2	0- 0	0- 0	HOME	1- 1	0- 0	2- 1				
1- 2	0- 0	0- 1	AWAY	0- 1	1- 0	0- 0				
0- 3	0- 0	0- 0	NEUTRAL	0- 2	0- 1	0- 0				
2- 12	0- 1	0- 5	CONFERENCE	1- 3	0- 1	1- 2				
2- 5	0- 0	0- 2	HOME	1- 2	0- 0	1- 1				
0- 7	0- 1	0- 3	AWAY	0- 1	0- 1	0- 1				
0- 0	0- 0	0- 0	NEUTRAL	0- 0	0- 0	0- 0				

RPI	S	Opponent	Score	RPI	S	Opponent	Score	RPI	S	Opponent	Score	RPI	S	Opponent	Score	Team's RPI: 212
24	A	Central Mich.	63 81	32	A	Ohio	62 94	53	N	Quinnipiac	66 69	121	N	Fordham	70 78	
				32	H	Ohio	75 90	71	A	Missouri St.	54 74	123	A	Western Ky.	86 83	
				43	A	Miami (OH)	57 60	72	H	Purdue	38 80	148	A	Akron	61 91	
				46	A	Buffalo	65 77	78	A	Toledo	58 65	201	A	Eastern Mich.	53 56	
				46	H	Buffalo	58 97	78	H	Toledo	62 63	203	H	Vanderbilt	43 60	
				50	A	Butler	47 64	83	H	Cincinnati	75 63	216	H	Bowling Green	77 70	
								85	H	Kent St.	48 44	267	H	Western Mich.	62 65	
								91	N	Duke	62 79	278	H	Cleveland St.	67 62	
								98	H	Northern Ill.	83 93	297	H	Tennessee St.	90 51	
LAST 12 Division I GAMES:																
24	A	Central Mich.	63 81	98	H	Northern Ill.	83 93	46	H	Buffalo	58 97					
53	N	Quinnipiac	66 69	32	A	Ohio	62 94	267	H	Western Mich.	62 65					
91	N	Duke	62 79	85	H	Kent St.	48 44	43	A	Miami (OH)	57 60					
78	H	Toledo	62 63													
201	A	Eastern Mich.	53 56													
148	A	Akron	61 91													

Non-Div I Games: Urbana 99 62

Ball St.

■ Loss, 
 ■ Non-Conf, 
 ■ S Site, 
 ■ Home 
 ■ A Away 
 N Neutral

Average RPI Win:	94	WON-LOST	WINNING	LAST 10	STRENGTH OF	OPP. STRENGTH	TEAM	ADJ.	CONF.	ADJ CONF.
Average RPI Loss:	4	RECORD	PCT. RANK	GAMES	SCHEDULE	OF SCHEDULE	RPI	RPI	RPI	RPI
DIV. I ONLY	25- 1	1	1- 0	6	9	2	2	3	3	
DIV. I NON-CONF.	10- 1	17	0- 0	8	27	4	4	3	3	
TOTALS	RPI 1-25	RPI 26-50	W-L RECORDS	RPI 51-100	RPI 101-150	RPI 150+				
25- 1	5- 1	6- 0	OVERALL	2- 0	8- 0	4- 0				
13- 0	2- 0	2- 0	HOME	1- 0	4- 0	4- 0				
10- 1	3- 1	3- 0	AWAY	0- 0	4- 0	0- 0				
2- 0	0- 0	1- 0	NEUTRAL	1- 0	0- 0	0- 0				
10- 1	3- 1	1- 0	NON-CONFERENCE	1- 0	1- 0	4- 0				
6- 0	1- 0	0- 0	HOME	0- 0	1- 0	4- 0				
2- 1	2- 1	0- 0	AWAY	0- 0	0- 0	0- 0				
2- 0	0- 0	1- 0	NEUTRAL	1- 0	0- 0	0- 0				
15- 0	2- 0	5- 0	CONFERENCE	1- 0	7- 0	0- 0				
7- 0	1- 0	2- 0	HOME	1- 0	3- 0	0- 0				
8- 0	1- 0	3- 0	AWAY	0- 0	4- 0	0- 0				
0- 0	0- 0	0- 0	NEUTRAL	0- 0	0- 0	0- 0				

RPI 1-25				Team's RPI: 2				RPI 26-50				RPI 51-100				RPI 101+			
RPI	S	Opponent	Score	RPI	S	Opponent	Score	RPI	S	Opponent	Score	RPI	S	Opponent	Score	RPI	S	Opponent	Score
4	A	Stanford	63 68	29	A	Texas	74 68	69	H	West Virginia	79 47	116	A	Oklahoma St.	66 58				
5	H	UConn	68 57	36	N	South Dakota St.	72 66	99	N	Georgetown	67 46	131	H	Morehead St.	96 58				
12	A	Iowa St.	73 60	37	A	Kansas St.	71 48					134	A	Oklahoma	74 53				
12	H	Iowa St.	84 69	37	H	Kansas St.	65 50					134	H	Oklahoma	87 53				
17	A	Arizona St.	65 59	48	A	TCU	79 55					137	A	Texas Tech	73 56				
21	A	South Carolina	94 69	48	H	TCU	89 71					137	H	Texas Tech	96 37				
												141	A	Kansas	94 68				
												141	H	Kansas	80 40				
												172	H	Nicholls St.	100 39				
												175	H	Southern U.	94 49				
												223	H	UTRGV	98 37				
												244	H	Saint Francis (PA)	116 58				

Non-Div I Games:

Baylor

■ Loss, 
 ■ Non-Conf, S Site, 
 ■ Home 
 ■ Away 
 N Neutral

Average RPI Win:	213	WON-LOST	WINNING	LAST 10	STRENGTH OF	OPP. STRENGTH	TEAM	ADJ.	CONF.	ADJ CONF.
Average RPI Loss:	65	RECORD	PCT. RANK	GAMES	SCHEDULE	OF SCHEDULE	RPI	RPI	RPI	RPI
DIV. I ONLY	22- 5	20	1- 0	189	144	61	61	22	22	
DIV. I NON-CONF.	7- 4	108	0- 0	100	9	50	50	22	22	
TOTALS	RPI 1-25	RPI 26-50	W-L RECORDS	RPI 51-100	RPI 101-150	RPI 150+				
22- 5	0- 1	0- 2	OVERALL	2- 1	3- 0	17- 1				
11- 2	0- 0	0- 0	HOME	0- 1	2- 0	9- 1				
11- 3	0- 1	0- 2	AWAY	2- 0	1- 0	8- 0				
0- 0	0- 0	0- 0	NEUTRAL	0- 0	0- 0	0- 0				
7- 4	0- 1	0- 2	NON-CONFERENCE	2- 1	0- 0	5- 0				
3- 1	0- 0	0- 0	HOME	0- 1	0- 0	3- 0				
4- 3	0- 1	0- 2	AWAY	2- 0	0- 0	2- 0				
0- 0	0- 0	0- 0	NEUTRAL	0- 0	0- 0	0- 0				
15- 1	0- 0	0- 0	CONFERENCE	0- 0	3- 0	12- 1				
8- 1	0- 0	0- 0	HOME	0- 0	2- 0	6- 1				
7- 0	0- 0	0- 0	AWAY	0- 0	1- 0	6- 0				
0- 0	0- 0	0- 0	NEUTRAL	0- 0	0- 0	0- 0				

RPI 1-25				RPI 26-50				RPI 51-100 Team's RPI: 61				RPI 101+			
RPI	S	Opponent	Score	RPI	S	Opponent	Score	RPI	S	Opponent	Score	RPI	S	Opponent	Score
9	A	NC State	62 77	40	A	Tennessee	76 84	62	A	Middle Tenn.	45 38	131	A	Morehead St.	77 57
				42	A	Clemson	62 65	70	A	Wright St.	79 63	131	H	Morehead St.	77 50
								78	H	Toledo	69 78	132	H	UT Martin	100 86
												156	A	Tennessee Tech	99 67
												156	H	Tennessee Tech	72 77
												159	H	Tulsa	78 53
												164	A	Chattanooga	67 51
												174	H	Arkansas St.	74 55
												202	A	Jacksonville St.	64 41
												202	H	Jacksonville St.	66 52
												229	H	Southeast Mo. St.	91 57
												237	H	SIUE	87 54
												250	A	Northern Ky.	71 53
												263	A	Austin Peay	80 62
												266	A	Murray St.	65 58
												295	H	Eastern Ill.	98 57
												297	A	Tennessee St.	89 65
												297	H	Tennessee St.	80 46
												320	H	Lipscomb	83 43
												328	A	Eastern Ky.	87 52
												328	H	Eastern Ky.	69 43
LAST 12 Division I GAMES:															
237	H	SIUE	87 54	132	H	UT Martin	100 86								
295	H	Eastern Ill.	98 57	229	H	Southeast Mo. St.	91 57								
156	A	Tennessee Tech	99 67	263	A	Austin Peay	80 62								
297	A	Tennessee St.	89 65	266	A	Murray St.	65 58								
131	A	Morehead St.	77 57	297	H	Tennessee St.	80 46								
328	A	Eastern Ky.	87 52	202	A	Jacksonville St.	64 41								

Non-Div I Games:

Belmont

■ Loss, 
 ■ Non-Conf, S Site, 
 ■ Home 
 ■ Away 
 N Neutral

## Bethune-Cookman

Through Games Of Feb. 23, 2019

Average RPI Win:	<b>298</b>	WON-LOST	WINNING	LAST 10	STRENGTH OF	OPP. STRENGTH	TEAM	ADJ.	CONF.	ADJ CONF.
Average RPI Loss:	<b>196</b>	RECORD	PCT. RANK	GAMES	SCHEDULE	OF SCHEDULE	RPI	RPI	RPI	RPI
DIV. I ONLY	<b>15- 9</b>	<b>105</b>	<b>1- 0</b>	<b>346</b>	<b>332</b>	<b>209</b>	<b>209</b>	<b>32</b>	<b>32</b>	
DIV. I NON-CONF.	<b>5- 5</b>	<b>162</b>	<b>0- 0</b>	<b>320</b>	<b>181</b>	<b>216</b>	<b>216</b>	<b>32</b>	<b>32</b>	
TOTALS	RPI 1-25	RPI 26-50	W-L RECORDS	RPI 51-100	RPI 101-150	RPI 150+				
15- 9	0- 0	0- 0	OVERALL	0- 0	0- 3	15- 6				
7- 2	0- 0	0- 0	HOME	0- 0	0- 0	7- 2				
7- 7	0- 0	0- 0	AWAY	0- 0	0- 3	7- 4				
1- 0	0- 0	0- 0	NEUTRAL	0- 0	0- 0	1- 0				
5- 5	0- 0	0- 0	NON-CONFERENCE	0- 0	0- 3	5- 2				
3- 0	0- 0	0- 0	HOME	0- 0	0- 0	3- 0				
1- 5	0- 0	0- 0	AWAY	0- 0	0- 3	1- 2				
1- 0	0- 0	0- 0	NEUTRAL	0- 0	0- 0	1- 0				
10- 4	0- 0	0- 0	CONFERENCE	0- 0	0- 0	10- 4				
4- 2	0- 0	0- 0	HOME	0- 0	0- 0	4- 2				
6- 2	0- 0	0- 0	AWAY	0- 0	0- 0	6- 2				
0- 0	0- 0	0- 0	NEUTRAL	0- 0	0- 0	0- 0				

RPI 1-25			RPI 26-50			RPI 51-100			RPI 101+ Team's RPI: 209		
RPI	S	Opponent	Score	RPI	S	Opponent	Score	RPI	S	Opponent	Score
								119	A	Charlotte	69 <b>73</b>
								130	A	South Fla.	39 <b>88</b>
								135	A	Georgia St.	57 <b>62</b>
								189	H	N.C. A&T	48 <b>72</b>
								195	H	UMES	52 <b>64</b>
								214	H	Liberty	81 76
								217	A	Florida	53 <b>64</b>
								227	A	Howard	40 <b>61</b>
								227	H	Howard	76 63
								230	A	Jacksonville	58 56
								265	A	Norfolk St.	50 <b>57</b>
								265	H	Norfolk St.	65 58
								268	H	North Florida	76 60
								283	A	Ga. Southern	76 <b>77</b>
								294	N	Kennesaw St.	64 61
								303	A	Morgan St.	73 69
								310	A	South Carolina St.	69 64
								316	H	FIU	68 57
								331	A	Coppin St.	71 65
								336	A	N.C. Central	67 50
								336	H	N.C. Central	72 54
								341	H	Delaware St.	67 55
								345	A	Florida A&M	52 50
								349	A	Savannah St.	68 47
LAST 12 Division I GAMES:											
345	A	Florida A&M	52 50	336	H	N.C. Central	72 54				
349	A	Savannah St.	68 47	331	A	Coppin St.	71 65				
310	A	South Carolina St.	69 64	303	A	Morgan St.	73 69				
227	H	Howard	76 63	195	H	UMES	52 <b>64</b>				
265	H	Norfolk St.	65 58	341	H	Delaware St.	67 55				
189	H	N.C. A&T	48 <b>72</b>	265	A	Norfolk St.	50 <b>57</b>				

Non-Div I Games: Flagler 74 59 Edward Waters 73 46

Bethune-Cookman

■ Loss, 
 ■ Non-Conf, S Site, 
 ■ Home 
 ■ Away 
 N Neutral



Binghamton

Through Games Of Feb. 23, 2019

Average RPI Win:	282	WON-LOST	WINNING	LAST 10	STRENGTH OF	OPP. STRENGTH	TEAM	ADJ.	CONF.	ADJ CONF.
Average RPI Loss:	175	RECORD	PCT. RANK	GAMES	SCHEDULE	OF SCHEDULE	RPI	RPI	RPI	RPI
DIV. I ONLY	10- 15	229	1- 0	221	278	246	246	23	23	
DIV. I NON-CONF.	3- 8	267	0- 0	107	224	251	251	25	25	
TOTALS	RPI 1-25	RPI 26-50	W-L RECORDS	RPI 51-100	RPI 101-150	RPI 150+				
10- 15	0- 2	0- 1	OVERALL	0- 1	1- 1	9- 10				
6- 6	0- 0	0- 0	HOME	0- 0	1- 1	5- 5				
4- 9	0- 2	0- 1	AWAY	0- 1	0- 0	4- 5				
0- 0	0- 0	0- 0	NEUTRAL	0- 0	0- 0	0- 0				
3- 8	0- 2	0- 1	NON-CONFERENCE	0- 0	0- 1	3- 4				
3- 2	0- 0	0- 0	HOME	0- 0	0- 1	3- 1				
0- 6	0- 2	0- 1	AWAY	0- 0	0- 0	0- 3				
0- 0	0- 0	0- 0	NEUTRAL	0- 0	0- 0	0- 0				
7- 7	0- 0	0- 0	CONFERENCE	0- 1	1- 0	6- 6				
3- 4	0- 0	0- 0	HOME	0- 0	1- 0	2- 4				
4- 3	0- 0	0- 0	AWAY	0- 1	0- 0	4- 2				
0- 0	0- 0	0- 0	NEUTRAL	0- 0	0- 0	0- 0				

RPI 1-25				RPI 26-50				RPI 51-100				RPI 101+ Team's RPI: 246			
RPI	S	Opponent	Score	RPI	S	Opponent	Score	RPI	S	Opponent	Score	RPI	S	Opponent	Score
1	A	Notre Dame	53 103	32	A	Ohio	49 86	67	A	Maine	66 95	115	H	Hartford	73 62
10	A	Marquette	40 93									139	H	Lehigh	55 65
												157	A	Stony Brook	53 68
												157	H	Stony Brook	56 65
												187	H	Rider	57 62
												204	A	Dartmouth	39 63
												220	H	Cornell	72 61
												247	A	Albany (NY)	56 61
												247	H	Albany (NY)	62 71
												261	A	Niagara	72 79
												271	H	Army West Point	60 47
												282	A	Vermont	59 50
												282	H	Vermont	57 58
												309	A	New Hampshire	71 62
												309	H	New Hampshire	53 54
												314	A	UMBC	58 46
												314	H	UMBC	67 45
												323	A	UMass Lowell	70 50
												323	H	UMass Lowell	58 53
												326	A	Lafayette	50 59
												347	H	Fairleigh Dickinson	73 54
LAST 12 Division I GAMES:															
282	A	Vermont	59 50	115	H	Hartford	73 62								
323	H	UMass Lowell	58 53	67	A	Maine	66 95								
314	A	UMBC	58 46	323	A	UMass Lowell	70 50								
309	H	New Hampshire	53 54	282	H	Vermont	57 58								
157	A	Stony Brook	53 68	314	H	UMBC	67 45								
247	H	Albany (NY)	62 71	157	H	Stony Brook	56 65								

Non-Div I Games: Charleston (WV) 69 62 Caldwell 73 54

Binghamton

Loss, Non-Conf, S Site, H Home A Away N Neutral

Average RPI Win:	196	WON-LOST	WINNING	LAST 10	STRENGTH OF	OPP. STRENGTH	TEAM	ADJ.	CONF.	ADJ CONF.
Average RPI Loss:	94	RECORD	PCT. RANK	GAMES	SCHEDULE	OF SCHEDULE	RPI	RPI	RPI	RPI
DIV. I ONLY	19- 4	18	1- 0	215	95	58	58	15	15	
DIV. I NON-CONF.	7- 2	58	1- 0	175	22	64	64	14	14	
TOTALS	RPI 1-25	RPI 26-50	W-L RECORDS	RPI 51-100	RPI 101-150	RPI 150+				
19- 4	0- 1	1- 1	OVERALL	2- 0	2- 1	14- 1				
10- 1	0- 1	1- 0	HOME	0- 0	1- 0	8- 0				
6- 3	0- 0	0- 1	AWAY	0- 0	1- 1	5- 1				
3- 0	0- 0	0- 0	NEUTRAL	2- 0	0- 0	1- 0				
7- 2	0- 1	0- 0	NON-CONFERENCE	2- 0	0- 1	5- 0				
3- 1	0- 1	0- 0	HOME	0- 0	0- 0	3- 0				
1- 1	0- 0	0- 0	AWAY	0- 0	0- 1	1- 0				
3- 0	0- 0	0- 0	NEUTRAL	2- 0	0- 0	1- 0				
12- 2	0- 0	1- 1	CONFERENCE	0- 0	2- 0	9- 1				
7- 0	0- 0	1- 0	HOME	0- 0	1- 0	5- 0				
5- 2	0- 0	0- 1	AWAY	0- 0	1- 0	4- 1				
0- 0	0- 0	0- 0	NEUTRAL	0- 0	0- 0	0- 0				

RPI 1-25				RPI 26-50				RPI 51-100				Team's RPI: 58	RPI 101+			
RPI	S	Opponent	Score	RPI	S	Opponent	Score	RPI	S	Opponent	Score		RPI	S	Opponent	Score
3	H	Louisville	55 74	47	A	Wyoming	52 64	80	N	UNI	61 60		110	A	Fresno St.	72 60
				47	H	Wyoming	72 64	90	N	Idaho	91 85		110	H	Fresno St.	83 76
													142	A	Washington St.	71 95
													151	H	CSUN	74 63
													168	A	Washington	73 69
													185	A	Utah St.	68 81
													186	H	Eastern Wash.	67 55
													205	A	UNLV	64 57
													213	A	Nevada	75 74
													213	H	Nevada	80 65
													224	A	San Diego St.	69 66
													224	H	San Diego St.	91 67
													244	N	Saint Francis (PA)	78 64
													275	H	Colorado St.	70 57
													285	H	Southern Utah	88 53
													292	H	Air Force	79 48
													307	A	San Jose St.	83 69
													307	H	San Jose St.	99 68
LAST 12 Division I GAMES:																
				168	A	Washington	73 69						213	H	Nevada	80 65
				185	A	Utah St.	68 81						275	H	Colorado St.	70 57
				224	H	San Diego St.	91 67						47	A	Wyoming	52 64
				110	H	Fresno St.	83 76						292	H	Air Force	79 48
				307	A	San Jose St.	83 69						110	A	Fresno St.	72 60
				205	A	UNLV	64 57						213	A	Nevada	75 74

Non-Div I Games: Southern Ore. 91 46 Northwest Chrst. 93 26

Boise St.

■ Loss, 
 ■ Non-Conf, S Site, 
 ■ Home 
 ■ Away 
 N Neutral

Average RPI Win: <b>201</b>	WON-LOST	WINNING	LAST 10	STRENGTH OF	OPP. STRENGTH	TEAM	ADJ.	CONF.	ADJ CONF.
Average RPI Loss: <b>42</b>	RECORD	PCT. RANK	GAMES	SCHEDULE	OF SCHEDULE	RPI	RPI	RPI	RPI
DIV. I ONLY	<b>14- 13</b>	<b>167</b>	<b>1- 0</b>	<b>63</b>	<b>48</b>	<b>122</b>	<b>122</b>	<b>1</b>	<b>1</b>
DIV. I NON-CONF.	<b>11- 2</b>	<b>32</b>	<b>1- 0</b>	<b>230</b>	<b>304</b>	<b>102</b>	<b>102</b>	<b>1</b>	<b>1</b>
TOTALS	RPI 1-25	RPI 26-50	W-L RECORDS	RPI 51-100	RPI 101-150	RPI 150+			
14- 13	0- 6	0- 3	OVERALL	2- 1	2- 3	10- 0			
8- 8	0- 3	0- 2	HOME	1- 1	0- 2	7- 0			
4- 5	0- 3	0- 1	AWAY	1- 0	2- 1	1- 0			
2- 0	0- 0	0- 0	NEUTRAL	0- 0	0- 0	2- 0			
11- 2	0- 0	0- 0	NON-CONFERENCE	1- 0	0- 2	10- 0			
7- 2	0- 0	0- 0	HOME	0- 0	0- 2	7- 0			
2- 0	0- 0	0- 0	AWAY	1- 0	0- 0	1- 0			
2- 0	0- 0	0- 0	NEUTRAL	0- 0	0- 0	2- 0			
3- 11	0- 6	0- 3	CONFERENCE	1- 1	2- 1	0- 0			
1- 6	0- 3	0- 2	HOME	1- 1	0- 0	0- 0			
2- 5	0- 3	0- 1	AWAY	0- 0	2- 1	0- 0			
0- 0	0- 0	0- 0	NEUTRAL	0- 0	0- 0	0- 0			
























































RPI 1-25				RPI 26-50				RPI 51-100				RPI 101+ Team's RPI: 122			
RPI	S	Opponent	Score	RPI	S	Opponent	Score	RPI	S	Opponent	Score	RPI	S	Opponent	Score
1	A	Notre Dame	63 <b>92</b>	26	A	North Carolina	78 <b>93</b>	57	H	Virginia Tech	86 <b>95</b>	105	H	Minnesota	69 <b>77</b>
1	H	Notre Dame	47 <b>97</b>	35	H	Georgia Tech	76 <b>81</b>	91	H	Duke	92 90	107	A	Virginia	77 <b>79</b>
9	H	NC State	69 <b>85</b>	42	H	Clemson	58 <b>91</b>	97	A	Houston	64 57	111	H	Providence	57 <b>61</b>
11	A	Syracuse	69 <b>96</b>									118	A	Wake Forest	65 64
19	H	Florida St.	71 <b>91</b>									126	A	Pittsburgh	59 55
20	A	Miami (FL)	73 <b>76</b>									155	H	Boston U.	78 51
												184	H	Holy Cross	89 63
												187	N	Rider	112 61
												204	H	Dartmouth	99 68
												218	H	Campbell	76 56
												238	H	Columbia	74 60
												255	A	Rhode Island	88 64
												296	N	Loyola Maryland	73 47
												311	H	Bryant	83 46
												340	H	Saint Peter's	89 57
LAST 12 Division I GAMES:															
187	N	Rider	112 61	57	H	Virginia Tech	86 <b>95</b>								
26	A	North Carolina	78 <b>93</b>	91	H	Duke	92 90								
42	H	Clemson	58 <b>91</b>	20	A	Miami (FL)	73 <b>76</b>								
1	H	Notre Dame	47 <b>97</b>	1	A	Notre Dame	63 <b>92</b>								
11	A	Syracuse	69 <b>96</b>	19	H	Florida St.	71 <b>91</b>								
107	A	Virginia	77 <b>79</b>	126	A	Pittsburgh	59 55								

Non-Div I Games:

Boston College




■ Loss, 
 ■ Non-Conf, S Site, 
 ■ Home 
 ■ Away 
 N Neutral

Average RPI Win: <b>230</b>	WON-LOST	WINNING	LAST 10	STRENGTH OF	OPP. STRENGTH	TEAM	ADJ.	CONF.	ADJ CONF.
Average RPI Loss: <b>142</b>	RECORD	PCT. RANK	GAMES	SCHEDULE	OF SCHEDULE	RPI	RPI	RPI	RPI
DIV. I ONLY	<b>13- 12</b>	<b>160</b>	<b>1- 0</b>	<b>143</b>	<b>235</b>	<b>155</b>	<b>155</b>	<b>18</b>	<b>18</b>
DIV. I NON-CONF.	<b>4- 6</b>	<b>212</b>	<b>0- 0</b>	<b>227</b>	<b>221</b>	<b>232</b>	<b>232</b>	<b>21</b>	<b>21</b>
TOTALS	RPI 1-25	RPI 26-50	W-L RECORDS	RPI 51-100	RPI 101-150	RPI 150+			
13- 12	0- 0	0- 0	OVERALL	1- 5	3- 2	9- 5			
7- 4	0- 0	0- 0	HOME	0- 2	2- 0	5- 2			
6- 8	0- 0	0- 0	AWAY	1- 3	1- 2	4- 3			
0- 0	0- 0	0- 0	NEUTRAL	0- 0	0- 0	0- 0			
4- 6	0- 0	0- 0	NON-CONFERENCE	0- 2	1- 2	3- 2			
4- 0	0- 0	0- 0	HOME	0- 0	1- 0	3- 0			
0- 6	0- 0	0- 0	AWAY	0- 2	0- 2	0- 2			
0- 0	0- 0	0- 0	NEUTRAL	0- 0	0- 0	0- 0			
9- 6	0- 0	0- 0	CONFERENCE	1- 3	2- 0	6- 3			
3- 4	0- 0	0- 0	HOME	0- 2	1- 0	2- 2			
6- 2	0- 0	0- 0	AWAY	1- 1	1- 0	4- 1			
0- 0	0- 0	0- 0	NEUTRAL	0- 0	0- 0	0- 0			

RPI 1-25			RPI 26-50			RPI 51-100			RPI 101+			Team's RPI: 155
RPI	S	Opponent	Score	RPI	S	Opponent	Score	RPI	S	Opponent	Score	
						52  Bucknell	70 62	122  Boston College	51	 78		
						52  Bucknell	58  62	139  Lehigh	52	48		
						81  American	48  50	139  Lehigh	58	45		
						81  American	51  64	145  Marist	57	 68		
						82  Harvard	47  67	147  Delaware	72	61		
						87  Northeastern	51  81	184  Holy Cross	69	 75		
								184  Holy Cross	61	 64		
								204  Dartmouth	44	 64		
								233  Massachusetts	55	 66		
								235  Navy	49	35		
								235  Navy	66	55		
								253  Colgate	61	53		
								253  Colgate	72	 81		
								271  Army West Point	63	51		
								276  Brown	72	51		
								296  Loyola Maryland	64	62		
								309  New Hampshire	60	39		
								311  Bryant	67	65		
								326  Lafayette	47	44		
LAST 12 Division I GAMES:												
235  Navy	66	55	326  Lafayette	47	44							
81  American	48	 50	235  Navy	49	35							
184  Holy Cross	61	 64	81  American	51	 64							
253  Colgate	61	53	184  Holy Cross	69	 75							
139  Lehigh	52	48	253  Colgate	72	 81							
52  Bucknell	58	 62	139  Lehigh	58	45							

Non-Div I Games:

Boston U.

 Loss, 
  Non-Conf, 
  S Site, 
  H Home 
  A Away 
 N Neutral

## Bowling Green

Through Games Of Feb. 23, 2019

Average RPI Win:	231	WON-LOST	WINNING	LAST 10	STRENGTH OF	OPP. STRENGTH	TEAM	ADJ.	CONF.	ADJ CONF.
Average RPI Loss:	115	RECORD	PCT. RANK	GAMES	SCHEDULE	OF SCHEDULE	RPI	RPI	RPI	RPI
DIV. I ONLY	7- 17	276	0- 1	78	167	216	216	7	7	
DIV. I NON-CONF.	6- 4	125	0- 0	217	332	152	152	8	8	
TOTALS	RPI 1-25	RPI 26-50	W-L RECORDS	RPI 51-100	RPI 101-150	RPI 150+				
7- 17	0- 1	1- 4	OVERALL	0- 5	0- 1	6- 6				
5- 6	0- 1	1- 2	HOME	0- 2	0- 0	4- 1				
2- 10	0- 0	0- 2	AWAY	0- 3	0- 1	2- 4				
0- 1	0- 0	0- 0	NEUTRAL	0- 0	0- 0	0- 1				
6- 4	0- 0	0- 1	NON-CONFERENCE	0- 0	0- 0	6- 3				
4- 0	0- 0	0- 0	HOME	0- 0	0- 0	4- 0				
2- 3	0- 0	0- 1	AWAY	0- 0	0- 0	2- 2				
0- 1	0- 0	0- 0	NEUTRAL	0- 0	0- 0	0- 1				
1- 13	0- 1	1- 3	CONFERENCE	0- 5	0- 1	0- 3				
1- 6	0- 1	1- 2	HOME	0- 2	0- 0	0- 1				
0- 7	0- 0	0- 1	AWAY	0- 3	0- 1	0- 2				
0- 0	0- 0	0- 0	NEUTRAL	0- 0	0- 0	0- 0				

RPI 1-25				RPI 26-50				RPI 51-100				RPI 101+ Team's RPI: 216			
RPI	S	Opponent	Score	RPI	S	Opponent	Score	RPI	S	Opponent	Score	RPI	S	Opponent	Score
24	H	Central Mich.	54 92	32	H	Ohio	79 82	78	A	Toledo	56 76	148	A	Akron	71 74
				43	A	Miami (OH)	62 75	78	H	Toledo	65 79	152	N	Mercer	63 76
				43	H	Miami (OH)	75 82	85	A	Kent St.	73 77	163	A	Coastal Caro.	80 81
				45	A	Michigan St.	69 99	98	A	Northern Ill.	47 88	188	A	Xavier	49 65
				46	H	Buffalo	78 72	98	H	Northern Ill.	52 66	196	H	Robert Morris	61 60
												201	A	Eastern Mich.	74 81
												206	H	Marshall	99 76
												212	A	Ball St.	70 77
												239	H	Loyola Chicago	88 74
												267	H	Western Mich.	82 84
												287	A	Canisius	74 53
												312	A	Valparaiso	79 72
												332	H	Detroit Mercy	79 73
LAST 12 Division I GAMES:															
43	A	Miami (OH)	62 75	24	H	Central Mich.	54 92								
85	A	Kent St.	73 77	32	H	Ohio	79 82								
46	H	Buffalo	78 72	201	A	Eastern Mich.	74 81								
43	H	Miami (OH)	75 82	78	H	Toledo	65 79								
98	A	Northern Ill.	47 88	98	H	Northern Ill.	52 66								
78	A	Toledo	56 76	148	A	Akron	71 74								

Non-Div I Games: Davis &amp; Elkins 63 28

Bowling Green

■ Loss, 
 ■ Non-Conf, 
 ■ S Site, 
 ■ Home 
 ■ Away 
 N Neutral

Average RPI Win:	248	WON-LOST	WINNING	LAST 10	STRENGTH OF	OPP. STRENGTH	TEAM	ADJ.	CONF.	ADJ CONF.
Average RPI Loss:	112	RECORD	PCT. RANK	GAMES	SCHEDULE	OF SCHEDULE	RPI	RPI	RPI	RPI
DIV. I ONLY	17- 7	63	1- 0	312	179	158	158	13	13	
DIV. I NON-CONF.	9- 1	29	1- 0	347	261	148	148	15	15	
TOTALS	RPI 1-25	RPI 26-50	W-L RECORDS	RPI 51-100	RPI 101-150	RPI 150+				
17- 7	0- 1	0- 0	OVERALL	0- 4	1- 0	16- 2				
9- 3	0- 1	0- 0	HOME	0- 2	0- 0	9- 0				
7- 4	0- 0	0- 0	AWAY	0- 2	0- 0	7- 2				
1- 0	0- 0	0- 0	NEUTRAL	0- 0	1- 0	0- 0				
9- 1	0- 0	0- 0	NON-CONFERENCE	0- 1	1- 0	8- 0				
5- 0	0- 0	0- 0	HOME	0- 0	0- 0	5- 0				
3- 1	0- 0	0- 0	AWAY	0- 1	0- 0	3- 0				
1- 0	0- 0	0- 0	NEUTRAL	0- 0	1- 0	0- 0				
8- 6	0- 1	0- 0	CONFERENCE	0- 3	0- 0	8- 2				
4- 3	0- 1	0- 0	HOME	0- 2	0- 0	4- 0				
4- 3	0- 0	0- 0	AWAY	0- 1	0- 0	4- 2				
0- 0	0- 0	0- 0	NEUTRAL	0- 0	0- 0	0- 0				

RPI 1-25				RPI 26-50				RPI 51-100				RPI 101+ Team's RPI: 158			
RPI	S	Opponent	Score	RPI	S	Opponent	Score	RPI	S	Opponent	Score	RPI	S	Opponent	Score
23	H	Drake	63 92					71	A	Missouri St.	60 82	147	N	Delaware	59 47
								71	H	Missouri St.	56 68	154	A	Southern Ill.	55 62
								72	A	Purdue	61 74	154	H	Southern Ill.	58 53
								80	H	UNI	78 81	161	A	Illinois St.	79 68
												161	H	Illinois St.	75 65
												192	A	Indiana St.	61 45
												192	H	Indiana St.	81 80
												225	H	Western Ill.	82 68
												229	H	Southeast Mo. St.	85 79
												239	A	Loyola Chicago	69 56
												278	A	Cleveland St.	67 65
												295	H	Eastern Ill.	67 64
												304	A	Fla. Atlantic	80 59
												308	H	Oakland	73 64
												312	A	Valparaiso	73 76
												321	A	Omaha	80 60
												333	A	Evansville	75 68
												333	H	Evansville	81 63
												350	H	Chicago St.	89 59
LAST 12 Division I GAMES:															
304	A	Fla. Atlantic	80 59	239	A	Loyola Chicago	69 56	312	A	Valparaiso	73 76				
161	H	Illinois St.	75 65	161	A	Illinois St.	79 68	154	H	Southern Ill.	58 53				
71	A	Missouri St.	60 82	71	H	Missouri St.	56 68								
154	A	Southern Ill.	55 62	192	A	Indiana St.	61 45								
333	H	Evansville	81 63												
192	H	Indiana St.	81 80												

Non-Div I Games: Rockhurst 83 40

Bradley

Average RPI Win: <b>268</b>	WON-LOST	WINNING	LAST 10	STRENGTH OF	OPP. STRENGTH	TEAM	ADJ.	CONF.	ADJ CONF.
Average RPI Loss: <b>146</b>	RECORD	PCT. RANK	GAMES	SCHEDULE	OF SCHEDULE	RPI	RPI	RPI	RPI
DIV. I ONLY	7- 17	276	0- 1	199	210	276	276	11	11
DIV. I NON-CONF.	6- 8	199	0- 1	277	299	238	238	11	11
TOTALS	RPI 1-25	RPI 26-50	W-L RECORDS	RPI 51-100	RPI 101-150	RPI 150+			
7- 17	0- 1	0- 0	OVERALL	0- 7	1- 1	6- 8			
4- 6	0- 0	0- 0	HOME	0- 2	1- 0	3- 4			
2- 11	0- 1	0- 0	AWAY	0- 5	0- 1	2- 4			
1- 0	0- 0	0- 0	NEUTRAL	0- 0	0- 0	1- 0			
6- 8	0- 1	0- 0	NON-CONFERENCE	0- 3	0- 0	6- 4			
3- 2	0- 0	0- 0	HOME	0- 1	0- 0	3- 1			
2- 6	0- 1	0- 0	AWAY	0- 2	0- 0	2- 3			
1- 0	0- 0	0- 0	NEUTRAL	0- 0	0- 0	1- 0			
1- 9	0- 0	0- 0	CONFERENCE	0- 4	1- 1	0- 4			
1- 4	0- 0	0- 0	HOME	0- 1	1- 0	0- 3			
0- 5	0- 0	0- 0	AWAY	0- 3	0- 1	0- 1			
0- 0	0- 0	0- 0	NEUTRAL	0- 0	0- 0	0- 0			

RPI 1-25				RPI 26-50				RPI 51-100				RPI 101+ Team's RPI: 276			
RPI	S	Opponent	Score	RPI	S	Opponent	Score	RPI	S	Opponent	Score	RPI	S	Opponent	Score
25	A	Rutgers	52 <b>73</b>					52	H	Bucknell	78 <b>91</b>	112	A	Yale	72 <b>84</b>
								64	A	Penn	43 <b>83</b>	112	H	Yale	86 71
								67	A	Maine	96 <b>102</b>	155	A	Boston U.	51 <b>72</b>
								76	A	Princeton	74 <b>93</b>	184	A	Holy Cross	89 85
								82	A	Harvard	55 <b>98</b>	204	A	Dartmouth	43 <b>78</b>
								82	H	Harvard	83 <b>100</b>	204	H	Dartmouth	61 <b>81</b>
								98	A	Northern Ill.	102 <b>109</b>	220	H	Cornell	53 <b>65</b>
												233	H	Massachusetts	61 <b>90</b>
												238	H	Columbia	81 <b>83</b>
												255	A	Rhode Island	67 <b>72</b>
												290	H	Fairfield	68 49
												309	H	New Hampshire	76 70
												311	A	Bryant	57 <b>75</b>
												311	N	Bryant	84 68
												318	H	Central Conn. St.	68 63
												350	A	Chicago St.	90 65
LAST 12 Division I GAMES:															
255	A	Rhode Island	67 <b>72</b>	64	A	Penn	43 <b>83</b>								
204	A	Dartmouth	43 <b>78</b>	82	H	Harvard	83 <b>100</b>								
82	A	Harvard	55 <b>98</b>	204	H	Dartmouth	61 <b>81</b>								
238	H	Columbia	81 <b>83</b>	112	A	Yale	72 <b>84</b>								
220	H	Cornell	53 <b>65</b>	112	H	Yale	86 71								
76	A	Princeton	74 <b>93</b>	25	A	Rutgers	52 <b>73</b>								

Non-Div I Games: Johnson &amp; Wales (RI78 46 Adelphi 75 62

Brown

■ Loss, 
 ■ Non-Conf, S Site, 
 ■ Home 
 ■ Away 
 N Neutral

Average RPI Win:	294	WON-LOST	WINNING	LAST 10	STRENGTH OF	OPP. STRENGTH	TEAM	ADJ.	CONF.	ADJ CONF.
Average RPI Loss:	201	RECORD	PCT. RANK	GAMES	SCHEDULE	OF SCHEDULE	RPI	RPI	RPI	RPI
DIV. I ONLY	8- 17	269	0- 1	304	323	311	311	31	31	
DIV. I NON-CONF.	2- 9	297	0- 1	224	227	298	298	31	31	
TOTALS	RPI 1-25	RPI 26-50	W-L RECORDS	RPI 51-100	RPI 101-150	RPI 150+				
8- 17	0- 0	0- 0	OVERALL	0- 2	0- 3	8- 12				
6- 5	0- 0	0- 0	HOME	0- 1	0- 0	6- 4				
2- 10	0- 0	0- 0	AWAY	0- 1	0- 2	2- 7				
0- 2	0- 0	0- 0	NEUTRAL	0- 0	0- 1	0- 1				
2- 9	0- 0	0- 0	NON-CONFERENCE	0- 2	0- 3	2- 4				
1- 2	0- 0	0- 0	HOME	0- 1	0- 0	1- 1				
1- 5	0- 0	0- 0	AWAY	0- 1	0- 2	1- 2				
0- 2	0- 0	0- 0	NEUTRAL	0- 0	0- 1	0- 1				
6- 8	0- 0	0- 0	CONFERENCE	0- 0	0- 0	6- 8				
5- 3	0- 0	0- 0	HOME	0- 0	0- 0	5- 3				
1- 5	0- 0	0- 0	AWAY	0- 0	0- 0	1- 5				
0- 0	0- 0	0- 0	NEUTRAL	0- 0	0- 0	0- 0				

RPI 1-25				RPI 26-50				RPI 51-100				RPI 101+ Team's RPI: 311					
RPI	S	Opponent	Score	RPI	S	Opponent	Score	RPI	S	Opponent	Score	RPI	S	Opponent	Score		
								67	H	Maine	57	74	111	N	Providence	64	72
								69	A	West Virginia	48	94	115	A	Hartford	57	67
												122	A	Boston College	46	83	
												155	A	Boston U.	65	67	
												184	H	Holy Cross	62	81	
												196	A	Robert Morris	56	59	
												196	H	Robert Morris	57	60	
												219	A	Sacred Heart	48	49	
												219	H	Sacred Heart	57	67	
												244	A	Saint Francis (PA)	66	78	
												244	H	Saint Francis (PA)	66	63	
												249	A	Mt. St. Mary's	73	68	
												249	H	Mt. St. Mary's	77	59	
												262	H	St. Francis Brooklyn	55	60	
												276	H	Brown	75	57	
												276	N	Brown	68	84	
												309	A	New Hampshire	74	79	
												318	A	Central Conn. St.	65	66	
												318	H	Central Conn. St.	72	60	
												323	A	UMass Lowell	58	57	
												347	A	Fairleigh Dickinson	53	63	
												347	H	Fairleigh Dickinson	68	48	
												348	H	LIU Brooklyn	69	62	
LAST 12 Division I GAMES:																	
				111	N	Providence	64	72	318	A	Central Conn. St.	65	66				
				249	H	Mt. St. Mary's	77	59	347	A	Fairleigh Dickinson	53	63				
				347	H	Fairleigh Dickinson	68	48	318	H	Central Conn. St.	72	60				
				219	H	Sacred Heart	57	67	244	H	Saint Francis (PA)	66	63				
				244	A	Saint Francis (PA)	66	78	196	H	Robert Morris	57	60				
				196	A	Robert Morris	56	59	219	A	Sacred Heart	48	49				

Non-Div I Games:

Bryant

■ Loss, 
 ■ Non-Conf, 
 ■ S Site, 
 ■ H Home 
 ■ A Away 
 N Neutral



Average RPI Win:	223	WON-LOST	WINNING	LAST 10	STRENGTH OF	OPP. STRENGTH	TEAM	ADJ.	CONF.	ADJ CONF.
Average RPI Loss:	85	RECORD	PCT. RANK	GAMES	SCHEDULE	OF SCHEDULE	RPI	RPI	RPI	RPI
DIV. I ONLY	22- 5	20	0- 1	155	203	52	52	18	18	
DIV. I NON-CONF.	9- 3	61	0- 0	108	160	34	34	21	21	
TOTALS	RPI 1-25	RPI 26-50	W-L RECORDS	RPI 51-100	RPI 101-150	RPI 150+				
22- 5	0- 2	0- 0	OVERALL	2- 1	3- 0	17- 2				
10- 1	0- 0	0- 0	HOME	2- 0	2- 0	6- 1				
10- 4	0- 2	0- 0	AWAY	0- 1	1- 0	9- 1				
2- 0	0- 0	0- 0	NEUTRAL	0- 0	0- 0	2- 0				
9- 3	0- 2	0- 0	NON-CONFERENCE	1- 1	1- 0	7- 0				
4- 0	0- 0	0- 0	HOME	1- 0	1- 0	2- 0				
3- 3	0- 2	0- 0	AWAY	0- 1	0- 0	3- 0				
2- 0	0- 0	0- 0	NEUTRAL	0- 0	0- 0	2- 0				
13- 2	0- 0	0- 0	CONFERENCE	1- 0	2- 0	10- 2				
6- 1	0- 0	0- 0	HOME	1- 0	1- 0	4- 1				
7- 1	0- 0	0- 0	AWAY	0- 0	1- 0	6- 1				
0- 0	0- 0	0- 0	NEUTRAL	0- 0	0- 0	0- 0				

RPI 1-25				RPI 26-50				RPI 51-100 Team's RPI: 52				RPI 101+			
RPI	S	Opponent	Score	RPI	S	Opponent	Score	RPI	S	Opponent	Score	RPI	S	Opponent	Score
11	A	Syracuse	56 70					53	H	Quinnipiac	75 58	125	H	Youngstown St.	73 68
12	A	Iowa St.	61 86					63	A	Drexel	42 64	139	A	Lehigh	73 68
								81	H	American	71 56	139	H	Lehigh	71 53
												155	A	Boston U.	62 58
												155	H	Boston U.	62 70
												184	A	Holy Cross	60 61
												184	H	Holy Cross	75 71
												187	H	Rider	80 59
												222	A	Monmouth	70 32
												233	N	Massachusetts	77 58
												234	A	St. Bonaventure	77 46
												235	A	Navy	77 43
												253	A	Colgate	90 62
												253	H	Colgate	76 58
												271	A	Army West Point	66 52
												276	A	Brown	91 78
												290	N	Fairfield	77 54
												296	A	Loyola Maryland	75 57
												296	H	Loyola Maryland	87 55
												326	A	Lafayette	56 47
												326	H	Lafayette	75 43
												327	H	Iona	81 43
LAST 12 Division I GAMES:															
184	A	Holy Cross	60 61	235	A	Navy	77 43								
296	H	Loyola Maryland	87 55	184	H	Holy Cross	75 71								
253	H	Colgate	76 58	296	A	Loyola Maryland	75 57								
139	A	Lehigh	73 68	253	A	Colgate	90 62								
326	H	Lafayette	75 43	139	H	Lehigh	71 53								
155	A	Boston U.	62 58	326	A	Lafayette	56 47								

Non-Div I Games:

Bucknell

■ Loss, 
 ■ Non-Conf, S Site, 
 ■ Home 
 ■ Away 
 N Neutral

## Buffalo

Through Games Of Feb. 23, 2019

Average RPI Win:	175	WON-LOST	WINNING	LAST 10	STRENGTH OF	OPP. STRENGTH	TEAM	ADJ.	CONF.	ADJ CONF.
Average RPI Loss:	71	RECORD	PCT. RANK	GAMES	SCHEDULE	OF SCHEDULE	RPI	RPI	RPI	RPI
DIV. I ONLY	17- 8	75	0- 1	65	90	46	46	7	7	
DIV. I NON-CONF.	8- 3	72	0- 0	92	112	41	41	8	8	
TOTALS	RPI 1-25	RPI 26-50	W-L RECORDS	RPI 51-100	RPI 101-150	RPI 150+				
17- 8	0- 4	2- 1	OVERALL	4- 0	1- 2	10- 1				
7- 3	0- 2	0- 1	HOME	3- 0	1- 0	3- 0				
8- 5	0- 2	1- 0	AWAY	0- 0	0- 2	7- 1				
2- 0	0- 0	1- 0	NEUTRAL	1- 0	0- 0	0- 0				
8- 3	0- 2	1- 0	NON-CONFERENCE	1- 0	0- 1	6- 0				
2- 1	0- 1	0- 0	HOME	0- 0	0- 0	2- 0				
4- 2	0- 1	0- 0	AWAY	0- 0	0- 1	4- 0				
2- 0	0- 0	1- 0	NEUTRAL	1- 0	0- 0	0- 0				
9- 5	0- 2	1- 1	CONFERENCE	3- 0	1- 1	4- 1				
5- 2	0- 1	0- 1	HOME	3- 0	1- 0	1- 0				
4- 3	0- 1	1- 0	AWAY	0- 0	0- 1	3- 1				
0- 0	0- 0	0- 0	NEUTRAL	0- 0	0- 0	0- 0				

RPI S	Opponent	Score	RPI S	Opponent	Score	Team's RPI: 46	RPI S	Opponent	Score	RPI S	Opponent	Score
4	H Stanford	55 62	32	H Ohio	71 74		78	H Toledo	73 63	113	A Dayton	59 72
6	A Oregon	82 102	36	N South Dakota St.	61 55		85	H Kent St.	75 66	148	A Akron	59 70
24	A Central Mich.	65 76	43	A Miami (OH)	66 59		98	H Northern Ill.	93 64	148	H Akron	91 72
24	H Central Mich.	95 100					99	N Georgetown	73 64	195	A UMES	69 63
										201	A Eastern Mich.	91 84
										204	A Dartmouth	75 69
										212	A Ball St.	97 58
										212	H Ball St.	77 65
										216	A Bowling Green	72 78
										234	H St. Bonaventure	90 43
										261	H Niagara	88 61
										267	A Western Mich.	61 59
										287	A Canisius	84 66
										318	A Central Conn. St.	82 69
LAST 12 Division I GAMES:												
148	A Akron	59 70	212	A Ball St.	97 58							
24	H Central Mich.	95 100	98	H Northern Ill.	93 64							
216	A Bowling Green	72 78	148	H Akron	91 72							
85	H Kent St.	75 66	267	A Western Mich.	61 59							
78	H Toledo	73 63	212	H Ball St.	77 65							
24	A Central Mich.	65 76	43	A Miami (OH)	66 59							

Non-Div I Games:

Buffalo

■ Loss, 
■ Non-Conf, 
■ S Site, 
■ H Home 
■ A Away 
N Neutral

Average RPI Win:	158	WON-LOST	WINNING	LAST 10	STRENGTH OF	OPP. STRENGTH	TEAM	ADJ.	CONF.	ADJ CONF.
Average RPI Loss:	73	RECORD	PCT. RANK	GAMES	SCHEDULE	OF SCHEDULE	RPI	RPI	RPI	RPI
DIV. I ONLY	20- 6	39	1- 0	123	70	50	50	6	6	
DIV. I NON-CONF.	10- 1	17	0- 0	268	183	56	56	4	4	
TOTALS	RPI 1-25	RPI 26-50	W-L RECORDS	RPI 51-100	RPI 101-150	RPI 150+				
20- 6	1- 1	0- 2	OVERALL	5- 0	4- 3	10- 0				
11- 3	0- 1	0- 1	HOME	1- 0	2- 1	8- 0				
7- 3	1- 0	0- 1	AWAY	3- 0	2- 2	1- 0				
2- 0	0- 0	0- 0	NEUTRAL	1- 0	0- 0	1- 0				
10- 1	0- 0	0- 1	NON-CONFERENCE	1- 0	1- 0	8- 0				
7- 0	0- 0	0- 0	HOME	0- 0	0- 0	7- 0				
1- 1	0- 0	0- 1	AWAY	0- 0	1- 0	0- 0				
2- 0	0- 0	0- 0	NEUTRAL	1- 0	0- 0	1- 0				
10- 5	1- 1	0- 1	CONFERENCE	4- 0	3- 3	2- 0				
4- 3	0- 1	0- 1	HOME	1- 0	2- 1	1- 0				
6- 2	1- 0	0- 0	AWAY	3- 0	1- 2	1- 0				
0- 0	0- 0	0- 0	NEUTRAL	0- 0	0- 0	0- 0				

RPI 1-25				RPI 26-50				Team's RPI: 50	RPI 51-100				RPI 101+			
RPI	S	Opponent	Score	RPI	S	Opponent	Score		RPI	S	Opponent	Score	RPI	S	Opponent	Score
10	A	Marquette	61 57	28	H	DePaul	78 86		55	A	Villanova	63 55	101	A	Creighton	75 43
10	H	Marquette	58 87	44	A	Indiana	46 66		75	N	Ohio St.	66 53	101	H	Creighton	66 46
									93	A	St. John's (NY)	73 68	111	A	Providence	68 74
									93	H	St. John's (NY)	66 45	111	H	Providence	63 66
									99	A	Georgetown	59 50	133	A	Seton Hall	62 83
													133	H	Seton Hall	62 59
													148	A	Akron	63 47
													161	H	Illinois St.	58 56
													188	A	Xavier	63 41
													188	H	Xavier	63 38
													192	H	Indiana St.	72 49
													201	N	Eastern Mich.	73 63
													212	H	Ball St.	64 47
													225	H	Western Ill.	92 51
													266	H	Murray St.	86 65
													295	H	Eastern Ill.	72 37
													323	H	UMass Lowell	89 36
LAST 12 Division I GAMES:																
10	A	Marquette	61 57	10	H	Marquette	58 87		101	A	Creighton	75 43				
111	H	Providence	63 66	28	H	DePaul	78 86		111	A	Providence	68 74				
101	H	Creighton	66 46	101	A	Creighton	75 43		188	A	Xavier	63 41				
188	H	Xavier	63 38	188	A	Xavier	63 41		93	H	St. John's (NY)	66 45				
133	A	Seton Hall	62 83													
93	A	St. John's (NY)	73 68													

Non-Div I Games:

Butler

CSU Bakersfield

Through Games Of Feb. 23, 2019

Average RPI Win:	271	WON-LOST	WINNING	LAST 10	STRENGTH OF	OPP. STRENGTH	TEAM	ADJ.	CONF.	ADJ CONF.
Average RPI Loss:	212	RECORD	PCT. RANK	GAMES	SCHEDULE	OF SCHEDULE	RPI	RPI	RPI	RPI
DIV. I ONLY	9- 14	240	1- 0	307	320	264	264	30	30	
DIV. I NON-CONF.	2- 9	297	0- 0	274	271	312	312	30	30	
TOTALS	RPI 1-25	RPI 26-50	W-L RECORDS	RPI 51-100	RPI 101-150	RPI 150+				
9- 14	0- 1	0- 0	OVERALL	1- 0	0- 3	8- 10				
4- 3	0- 0	0- 0	HOME	1- 0	0- 2	3- 1				
5- 11	0- 1	0- 0	AWAY	0- 0	0- 1	5- 9				
0- 0	0- 0	0- 0	NEUTRAL	0- 0	0- 0	0- 0				
2- 9	0- 1	0- 0	NON-CONFERENCE	1- 0	0- 1	1- 7				
1- 1	0- 0	0- 0	HOME	1- 0	0- 1	0- 0				
1- 8	0- 1	0- 0	AWAY	0- 0	0- 0	1- 7				
0- 0	0- 0	0- 0	NEUTRAL	0- 0	0- 0	0- 0				
7- 5	0- 0	0- 0	CONFERENCE	0- 0	0- 2	7- 3				
3- 2	0- 0	0- 0	HOME	0- 0	0- 1	3- 1				
4- 3	0- 0	0- 0	AWAY	0- 0	0- 1	4- 2				
0- 0	0- 0	0- 0	NEUTRAL	0- 0	0- 0	0- 0				

RPI 1-25				RPI 26-50				RPI 51-100				RPI 101+ Team's RPI: 264			
RPI	S	Opponent	Score	RPI	S	Opponent	Score	RPI	S	Opponent	Score	RPI	S	Opponent	Score
22	A	Oregon St.	52 92					70	H	Wright St.	76 74	144	H	UC Riverside	67 79
												146	A	New Mexico St.	48 61
												146	H	New Mexico St.	59 61
												176	A	North Texas	59 71
												177	A	UC Irvine	78 85
												223	A	UTRGV	56 64
												223	H	UTRGV	68 63
												228	A	SMU	43 49
												236	A	UMKC	67 57
												236	H	UMKC	85 71
												257	H	California Baptist	45 68
												269	A	Cal St. Fullerton	56 64
												274	A	Utah Valley	70 78
												277	A	UTEP	47 53
												298	A	UC Santa Barbara	56 48
												307	A	San Jose St.	72 82
												321	A	Omaha	46 53
												335	A	Grand Canyon	59 46
												343	A	Seattle U	70 60
												350	A	Chicago St.	67 56
												350	H	Chicago St.	80 47
LAST 12 Division I GAMES:															
236	H	UMKC	85 71	350	A	Chicago St.	67 56	236	A	UMKC	67 57				
350	H	Chicago St.	80 47	146	H	New Mexico St.	59 61	223	H	UTRGV	68 63				
223	A	UTRGV	56 64	274	A	Utah Valley	70 78	274	A	Utah Valley	70 78				
146	A	New Mexico St.	48 61	343	A	Seattle U	70 60								
335	A	Grand Canyon	59 46												
257	H	California Baptist	45 68												

Non-Div I Games: Whittier 74 46 Westcliff 91 37

CSU Bakersfield

Loss, Non-Conf, S Site, H Home A Away N Neutral

Average RPI Win: <b>249</b>	WON-LOST	WINNING	LAST 10	STRENGTH OF	OPP. STRENGTH	TEAM	ADJ.	CONF.	ADJ CONF.
Average RPI Loss: <b>92</b>	RECORD	PCT. RANK	GAMES	SCHEDULE	OF SCHEDULE	RPI	RPI	RPI	RPI
DIV. I ONLY	<b>14- 12</b>	<b>153</b>	<b>0- 1</b>	<b>161</b>	<b>147</b>	<b>151</b>	<b>151</b>	<b>20</b>	<b>20</b>
DIV. I NON-CONF.	<b>6- 8</b>	<b>199</b>	<b>0- 1</b>	<b>115</b>	<b>37</b>	<b>154</b>	<b>154</b>	<b>20</b>	<b>20</b>
TOTALS	RPI 1-25	RPI 26-50	W-L RECORDS	RPI 51-100	RPI 101-150	RPI 150+			
14- 12	0- 2	0- 1	OVERALL	0- 6	2- 1	12- 2			
9- 3	0- 0	0- 0	HOME	0- 2	2- 1	7- 0			
5- 9	0- 2	0- 1	AWAY	0- 4	0- 0	5- 2			
0- 0	0- 0	0- 0	NEUTRAL	0- 0	0- 0	0- 0			
6- 8	0- 2	0- 1	NON-CONFERENCE	0- 4	1- 1	5- 0			
4- 2	0- 0	0- 0	HOME	0- 1	1- 1	3- 0			
2- 6	0- 2	0- 1	AWAY	0- 3	0- 0	2- 0			
0- 0	0- 0	0- 0	NEUTRAL	0- 0	0- 0	0- 0			
8- 4	0- 0	0- 0	CONFERENCE	0- 2	1- 0	7- 2			
5- 1	0- 0	0- 0	HOME	0- 1	1- 0	4- 0			
3- 3	0- 0	0- 0	AWAY	0- 1	0- 0	3- 2			
0- 0	0- 0	0- 0	NEUTRAL	0- 0	0- 0	0- 0			

RPI 1-25				RPI 26-50				RPI 51-100				RPI 101+ Team's RPI: 151			
RPI	S	Opponent	Score	RPI	S	Opponent	Score	RPI	S	Opponent	Score	RPI	S	Opponent	Score
4	A	Stanford	43 <b>69</b>	39	A	California	42 <b>67</b>	51	A	Southern California	42 <b>58</b>	108	H	Loyola Marymount	53 <b>72</b>
23	A	Drake	63 <b>73</b>					58	A	Boise St.	63 <b>74</b>	142	H	Washington St.	65 52
								82	H	Harvard	55 <b>75</b>	144	H	UC Riverside	69 56
								84	A	UC Davis	54 <b>70</b>	169	A	Santa Clara	53 38
								84	H	UC Davis	49 <b>60</b>	177	A	UC Irvine	61 <b>65</b>
								90	A	Idaho	73 <b>88</b>	224	H	San Diego St.	77 74
												232	A	Hawaii	49 29
												257	H	California Baptist	73 67
												269	A	Cal St. Fullerton	73 64
												269	H	Cal St. Fullerton	74 44
												273	A	Long Beach St.	51 37
												273	H	Long Beach St.	60 45
												298	A	UC Santa Barbara	60 <b>61</b>
												298	H	UC Santa Barbara	73 65
												307	H	San Jose St.	76 40
												313	H	Cal Poly	68 52
												321	A	Omaha	64 52
LAST 12 Division I GAMES:															
82	H	Harvard	55 <b>75</b>	269	H	Cal St. Fullerton	74 44								
273	H	Long Beach St.	60 45	273	A	Long Beach St.	51 37								
269	A	Cal St. Fullerton	73 64	84	H	UC Davis	49 <b>60</b>								
313	H	Cal Poly	68 52	144	H	UC Riverside	69 56								
298	A	UC Santa Barbara	60 <b>61</b>	232	A	Hawaii	49 29								
84	A	UC Davis	54 <b>70</b>	177	A	UC Irvine	61 <b>65</b>								

Non-Div I Games:

CSUN

■ Loss, 
 ■ Non-Conf, 
 ■ S Site, 
 ■ H Home 
 ■ A Away 
 N Neutral

Average RPI Win:	274	WON-LOST	WINNING	LAST 10	STRENGTH OF	OPP. STRENGTH	TEAM	ADJ.	CONF.	ADJ CONF.
Average RPI Loss:	159	RECORD	PCT. RANK	GAMES	SCHEDULE	OF SCHEDULE	RPI	RPI	RPI	RPI
DIV. I ONLY	5- 19	315	0- 1	228	185	313	313	20	20	
DIV. I NON-CONF.	2- 8	293	0- 0	248	54	290	290	20	20	
TOTALS	RPI 1-25	RPI 26-50	W-L RECORDS	RPI 51-100	RPI 101-150	RPI 150+				
5- 19	0- 1	0- 1	OVERALL	0- 2	0- 5	5- 10				
4- 8	0- 0	0- 0	HOME	0- 2	0- 3	4- 3				
1- 10	0- 1	0- 1	AWAY	0- 0	0- 2	1- 6				
0- 1	0- 0	0- 0	NEUTRAL	0- 0	0- 0	0- 1				
2- 8	0- 1	0- 1	NON-CONFERENCE	0- 1	0- 2	2- 3				
1- 3	0- 0	0- 0	HOME	0- 1	0- 1	1- 1				
1- 4	0- 1	0- 1	AWAY	0- 0	0- 1	1- 1				
0- 1	0- 0	0- 0	NEUTRAL	0- 0	0- 0	0- 1				
3- 11	0- 0	0- 0	CONFERENCE	0- 1	0- 3	3- 7				
3- 5	0- 0	0- 0	HOME	0- 1	0- 2	3- 2				
0- 6	0- 0	0- 0	AWAY	0- 0	0- 1	0- 5				
0- 0	0- 0	0- 0	NEUTRAL	0- 0	0- 0	0- 0				

RPI 1-25				RPI 26-50				RPI 51-100				RPI 101+ Team's RPI: 313			
RPI	S	Opponent	Score	RPI	S	Opponent	Score	RPI	S	Opponent	Score	RPI	S	Opponent	Score
22	A	Oregon St.	54 79	31	A	UCLA	35 81	56	H	Saint Mary's (CA)	51 69	102	H	Pepperdine	63 70
								84	H	UC Davis	61 85	110	A	Fresno St.	58 76
												144	A	UC Riverside	66 80
												144	H	UC Riverside	68 75
												144	H	UC Riverside	68 75
												151	A	CSUN	52 68
												177	A	UC Irvine	57 73
												177	H	UC Irvine	59 75
												186	H	Eastern Wash.	59 55
												197	H	Illinois	51 74
												231	A	Sacramento St.	85 88
												232	A	Hawaii	52 70
												232	H	Hawaii	54 71
												245	N	San Francisco	62 65
												269	A	Cal St. Fullerton	64 78
												269	H	Cal St. Fullerton	69 58
												273	A	Long Beach St.	58 61
												273	H	Long Beach St.	66 59
												298	H	UC Santa Barbara	75 67
												343	A	Seattle U	60 50
LAST 12 Division I GAMES:															
144	H	UC Riverside	68 75	273	H	Long Beach St.	66 59								
269	H	Cal St. Fullerton	69 58	232	A	Hawaii	52 70								
144	H	UC Riverside	68 75	177	A	UC Irvine	57 73								
144	A	UC Riverside	66 80	232	H	Hawaii	54 71								
151	A	CSUN	52 68	269	A	Cal St. Fullerton	64 78								
84	H	UC Davis	61 85	273	A	Long Beach St.	58 61								

Non-Div I Games: Academy of Art 87 65

Cal Poly

Average RPI Win:	278	WON-LOST	WINNING	LAST 10	STRENGTH OF	OPP. STRENGTH	TEAM	ADJ.	CONF.	ADJ CONF.
Average RPI Loss:	170	RECORD	PCT. RANK	GAMES	SCHEDULE	OF SCHEDULE	RPI	RPI	RPI	RPI
DIV. I ONLY	11- 13	202	0- 1	319	247	269	269	20	20	
DIV. I NON-CONF.	7- 5	132	0- 0	323	282	236	236	20	20	
TOTALS	RPI 1-25	RPI 26-50	W-L RECORDS	RPI 51-100	RPI 101-150	RPI 150+				
11- 13	0- 0	0- 0	OVERALL	0- 3	0- 1	11- 9				
6- 6	0- 0	0- 0	HOME	0- 2	0- 0	6- 4				
5- 7	0- 0	0- 0	AWAY	0- 1	0- 1	5- 5				
0- 0	0- 0	0- 0	NEUTRAL	0- 0	0- 0	0- 0				
7- 5	0- 0	0- 0	NON-CONFERENCE	0- 1	0- 0	7- 4				
3- 3	0- 0	0- 0	HOME	0- 1	0- 0	3- 2				
4- 2	0- 0	0- 0	AWAY	0- 0	0- 0	4- 2				
0- 0	0- 0	0- 0	NEUTRAL	0- 0	0- 0	0- 0				
4- 8	0- 0	0- 0	CONFERENCE	0- 2	0- 1	4- 5				
3- 3	0- 0	0- 0	HOME	0- 1	0- 0	3- 2				
1- 5	0- 0	0- 0	AWAY	0- 1	0- 1	1- 3				
0- 0	0- 0	0- 0	NEUTRAL	0- 0	0- 0	0- 0				

RPI 1-25				RPI 26-50				RPI 51-100				RPI 101+ Team's RPI: 269			
RPI	S	Opponent	Score	RPI	S	Opponent	Score	RPI	S	Opponent	Score	RPI	S	Opponent	Score
								84	A	UC Davis	51 75	144	A	UC Riverside	59 62
								84	H	UC Davis	39 75	151	A	CSUN	44 74
								95	H	Pacific	64 72	151	H	CSUN	64 73
												168	A	Washington	74 83
												169	H	Santa Clara	60 64
												177	A	UC Irvine	61 65
												178	A	Portland	74 83
												204	H	Dartmouth	67 62
												224	H	San Diego St.	72 83
												232	H	Hawaii	72 68
												238	A	Columbia	61 58
												257	A	California Baptist	79 65
												264	H	CSU Bakersfield	64 56
												273	H	Long Beach St.	53 59
												274	H	Utah Valley	56 55
												298	A	UC Santa Barbara	59 52
												298	H	UC Santa Barbara	74 62
												313	A	Cal Poly	58 69
												313	H	Cal Poly	78 64
												340	A	Saint Peter's	69 45
												343	A	Seattle U	57 54
LAST 12 Division I GAMES:															
313	A	Cal Poly	58 69	151	A	CSUN	44 74								
298	H	UC Santa Barbara	74 62	84	H	UC Davis	39 75								
151	H	CSUN	64 73	298	A	UC Santa Barbara	59 52								
177	A	UC Irvine	61 65	313	H	Cal Poly	78 64								
144	A	UC Riverside	59 62	84	A	UC Davis	51 75								
273	H	Long Beach St.	53 59	232	H	Hawaii	72 68								

Non-Div I Games: Antelope Valley 77 65

Cal St. Fullerton

■ Loss, 
 ■ Non-Conf, S Site, 
 ■ Home 
 ■ Away 
 N Neutral

# California

Through Games Of Feb. 23, 2019

Average RPI Win:	120	WON-LOST	WINNING	LAST 10	STRENGTH OF	OPP. STRENGTH	TEAM	ADJ.	CONF.	ADJ CONF.
Average RPI Loss:	34	RECORD	PCT. RANK	GAMES	SCHEDULE	OF SCHEDULE	RPI	RPI	RPI	RPI
DIV. I ONLY	15- 11	130	1- 0	15	5	39	39	2	2	
DIV. I NON-CONF.	9- 2	43	0- 0	55	26	26	26	2	2	
TOTALS	RPI 1-25	RPI 26-50	W-L RECORDS	RPI 51-100	RPI 101-150	RPI 150+				
15- 11	2- 5	1- 2	OVERALL	4- 4	3- 0	5- 0				
8- 5	2- 3	0- 1	HOME	2- 1	1- 0	3- 0				
5- 6	0- 2	1- 1	AWAY	1- 3	2- 0	1- 0				
2- 0	0- 0	0- 0	NEUTRAL	1- 0	0- 0	1- 0				
9- 2	0- 1	1- 0	NON-CONFERENCE	3- 1	1- 0	4- 0				
3- 2	0- 1	0- 0	HOME	1- 1	0- 0	2- 0				
4- 0	0- 0	1- 0	AWAY	1- 0	1- 0	1- 0				
2- 0	0- 0	0- 0	NEUTRAL	1- 0	0- 0	1- 0				
6- 9	2- 4	0- 2	CONFERENCE	1- 3	2- 0	1- 0				
5- 3	2- 2	0- 1	HOME	1- 0	1- 0	1- 0				
1- 6	0- 2	0- 1	AWAY	0- 3	1- 0	0- 0				
0- 0	0- 0	0- 0	NEUTRAL	0- 0	0- 0	0- 0				

RPI S Opponent Score	RPI S Opponent Score	Team's RPI: 39	RPI S Opponent Score	RPI S Opponent Score	RPI S Opponent Score
4 A Stanford 50 75	30 A BYU 70 52		51 A Southern California 76 86	129 A Penn St. 75 58	
4 H Stanford 81 80	31 A UCLA 74 80		51 H Southern California 66 59	142 H Washington St. 77 63	
5 H UConn 66 76	31 H UCLA 79 84		56 A Saint Mary's (CA) 81 78	149 A Colorado 80 60	
6 H Oregon 82 105			59 A Utah 74 87	151 H CSUN 67 42	
17 A Arizona St. 61 62			68 A Arizona 55 60	153 N Tulane 65 57	
17 H Arizona St. 69 60			82 H Harvard 79 85	168 H Washington 79 70	
22 H Oregon St. 74 82			95 N Pacific 81 69	256 A San Diego 70 53	
			97 H Houston 80 79	298 H UC Santa Barbara 69 45	
LAST 12 Division I GAMES:					
17 H Arizona St. 69 60	4 H Stanford 81 80				
31 A UCLA 74 80	149 A Colorado 80 60				
51 A Southern California 76 86	59 A Utah 74 87				
22 H Oregon St. 74 82	168 H Washington 79 70				
6 H Oregon 82 105	142 H Washington St. 77 63				
4 A Stanford 50 75	17 A Arizona St. 61 62				

Non-Div I Games:

California

Loss, Non-Conf, S Site, H Home A Away N Neutral



Average RPI Win:	287	WON-LOST	WINNING	LAST 10	STRENGTH OF	OPP. STRENGTH	TEAM	ADJ.	CONF.	ADJ CONF.
Average RPI Loss:	196	RECORD	PCT. RANK	GAMES	SCHEDULE	OF SCHEDULE	RPI	RPI	RPI	RPI
DIV. I ONLY	10- 10	171	1- 0	332	322	257	257	30	30	
DIV. I NON-CONF.	3- 6	241	0- 0	232	249	245	245	30	30	
TOTALS	RPI 1-25	RPI 26-50	W-L RECORDS	RPI 51-100	RPI 101-150	RPI 150+				
10- 10	0- 0	0- 1	OVERALL	0- 1	1- 1	9- 7				
5- 3	0- 0	0- 0	HOME	0- 1	1- 0	4- 2				
5- 6	0- 0	0- 0	AWAY	0- 0	0- 1	5- 5				
0- 1	0- 0	0- 1	NEUTRAL	0- 0	0- 0	0- 0				
3- 6	0- 0	0- 1	NON-CONFERENCE	0- 1	1- 0	2- 4				
1- 2	0- 0	0- 0	HOME	0- 1	1- 0	0- 1				
2- 3	0- 0	0- 0	AWAY	0- 0	0- 0	2- 3				
0- 1	0- 0	0- 1	NEUTRAL	0- 0	0- 0	0- 0				
7- 4	0- 0	0- 0	CONFERENCE	0- 0	0- 1	7- 3				
4- 1	0- 0	0- 0	HOME	0- 0	0- 0	4- 1				
3- 3	0- 0	0- 0	AWAY	0- 0	0- 1	3- 2				
0- 0	0- 0	0- 0	NEUTRAL	0- 0	0- 0	0- 0				

RPI S	Opponent	Score	RPI S	Opponent	Score	RPI S	Opponent	Score	RPI S	Opponent	Score	Team's RPI: 257
30 N	BYU	69 76	92 H	Idaho St.	57 72	144 H	UC Riverside	65 57	146 A	New Mexico St.	69 76	
						151 A	CSUN	67 73	223 A	UTRGV	56 60	
						224 A	San Diego St.	67 83	236 A	UMKC	95 92	
						236 H	UMKC	74 78	251 A	Northern Ariz.	88 91	
						264 A	CSU Bakersfield	68 45	269 H	Cal St. Fullerton	65 79	
						273 A	Long Beach St.	85 83	274 H	Utah Valley	83 54	
						298 A	UC Santa Barbara	76 64	335 A	Grand Canyon	71 75	
						335 H	Grand Canyon	93 50	343 H	Seattle U	100 83	
						350 A	Chicago St.	93 67	350 H	Chicago St.	89 52	
LAST 12 Division I GAMES:												
335 H	Grand Canyon	93 50	264 A	CSU Bakersfield	68 45							
236 A	UMKC	95 92	350 H	Chicago St.	89 52							
350 A	Chicago St.	93 67	236 H	UMKC	74 78							
343 H	Seattle U	100 83	223 A	UTRGV	56 60							
274 H	Utah Valley	83 54	146 A	New Mexico St.	69 76							
335 A	Grand Canyon	71 75	298 A	UC Santa Barbara	76 64							

Non-Div I Games: La Sierra 91 44 Notre Dame de Namur 80 47 Fresno Pacific 93 71 Westcliff 133 43  
California Baptist

Loss, Non-Conf, S Site, H Home A Away N Neutral

Average RPI Win:	290	WON-LOST	WINNING	LAST 10	STRENGTH OF	OPP. STRENGTH	TEAM	ADJ.	CONF.	ADJ CONF.
Average RPI Loss:	163	RECORD	PCT. RANK	GAMES	SCHEDULE	OF SCHEDULE	RPI	RPI	RPI	RPI
DIV. I ONLY	14- 10	124	1- 0	315	309	218	218	28	28	
DIV. I NON-CONF.	6- 3	91	1- 0	336	317	222	222	29	29	
TOTALS	RPI 1-25	RPI 26-50	W-L RECORDS	RPI 51-100	RPI 101-150	RPI 150+				
14- 10	0- 0	0- 0	OVERALL	0- 3	0- 2	14- 5				
7- 5	0- 0	0- 0	HOME	0- 2	0- 0	7- 3				
6- 5	0- 0	0- 0	AWAY	0- 1	0- 2	6- 2				
1- 0	0- 0	0- 0	NEUTRAL	0- 0	0- 0	1- 0				
6- 3	0- 0	0- 0	NON-CONFERENCE	0- 1	0- 1	6- 1				
2- 2	0- 0	0- 0	HOME	0- 1	0- 0	2- 1				
3- 1	0- 0	0- 0	AWAY	0- 0	0- 1	3- 0				
1- 0	0- 0	0- 0	NEUTRAL	0- 0	0- 0	1- 0				
8- 7	0- 0	0- 0	CONFERENCE	0- 2	0- 1	8- 4				
5- 3	0- 0	0- 0	HOME	0- 1	0- 0	5- 2				
3- 4	0- 0	0- 0	AWAY	0- 1	0- 1	3- 2				
0- 0	0- 0	0- 0	NEUTRAL	0- 0	0- 0	0- 0				

RPI 1-25			RPI 26-50			RPI 51-100			RPI 101+ Team's RPI: 218		
RPI	S	Opponent	Score	RPI	S	Opponent	Score	RPI	S	Opponent	Score
								88	A	Radford	57 61
								88	H	Radford	52 56
								89	H	Old Dominion	59 83
								120	A	High Point	60 65
								122	A	Boston College	56 76
								182	A	UNC Asheville	52 60
								182	H	UNC Asheville	49 48
								208	A	Hampton	50 61
								208	H	Hampton	52 46
								226	A	Gardner-Webb	69 63
								226	H	Gardner-Webb	38 52
								227	H	Howard	64 69
								265	A	Norfolk St.	57 49
								279	H	Winthrop	46 59
								293	H	Col. of Charleston	66 65
								299	A	Charleston So.	60 58
								299	H	Charleston So.	52 51
								302	H	UNC Greensboro	53 49
								316	A	FIU	59 54
								321	N	Omaha	65 52
								330	H	Presbyterian	51 46
								338	A	Longwood	66 60
								339	A	Western Caro.	63 37
								344	H	USC Upstate	61 41
LAST 12 Division I GAMES:											
316	A	FIU	59 54	344	H	USC Upstate	61 41				
88	A	Radford	57 61	338	A	Longwood	66 60				
299	H	Charleston So.	52 51	88	H	Radford	52 56				
226	A	Gardner-Webb	69 63	120	A	High Point	60 65				
208	A	Hampton	50 61	208	H	Hampton	52 46				
182	H	UNC Asheville	49 48	279	H	Winthrop	46 59				

Non-Div I Games: William Peace 65 36 Columbia (SC) 93 46

Campbell

Loss, Non-Conf, S Site, H Home A Away N Neutral

Average RPI Win: <b>292</b>	WON-LOST	WINNING	LAST 10	STRENGTH OF	OPP. STRENGTH	TEAM	ADJ.	CONF.	ADJ CONF.
Average RPI Loss: <b>179</b>	RECORD	PCT. RANK	GAMES	SCHEDULE	OF SCHEDULE	RPI	RPI	RPI	RPI
DIV. I ONLY	9- 17	256	0- 1	274	277	287	287	26	26
DIV. I NON-CONF.	2- 9	297	0- 0	247	254	315	315	27	27
TOTALS	RPI 1-25	RPI 26-50	W-L RECORDS	RPI 51-100	RPI 101-150	RPI 150+			
9- 17	0- 0	0- 2	OVERALL	0- 2	0- 4	9- 9			
5- 8	0- 0	0- 2	HOME	0- 1	0- 2	5- 3			
4- 9	0- 0	0- 0	AWAY	0- 1	0- 2	4- 6			
0- 0	0- 0	0- 0	NEUTRAL	0- 0	0- 0	0- 0			
2- 9	0- 0	0- 2	NON-CONFERENCE	0- 0	0- 2	2- 5			
1- 5	0- 0	0- 2	HOME	0- 0	0- 1	1- 2			
1- 4	0- 0	0- 0	AWAY	0- 0	0- 1	1- 3			
0- 0	0- 0	0- 0	NEUTRAL	0- 0	0- 0	0- 0			
7- 8	0- 0	0- 0	CONFERENCE	0- 2	0- 2	7- 4			
4- 3	0- 0	0- 0	HOME	0- 1	0- 1	4- 1			
3- 5	0- 0	0- 0	AWAY	0- 1	0- 1	3- 3			
0- 0	0- 0	0- 0	NEUTRAL	0- 0	0- 0	0- 0			

RPI S	Opponent	Score	RPI S	Opponent	Score	RPI S	Opponent	Score	RPI S	Opponent	Score	Team's RPI: 287
43	H Miami (OH)	59 62	53	A Quinnipiac	51 68	125	H Youngstown St.	36 62				
46	H Buffalo	66 84	53	H Quinnipiac	42 55	145	A Marist	50 66				
						145	H Marist	66 71				
						148	A Akron	53 62				
						187	A Rider	62 49				
						216	H Bowling Green	53 74				
						222	A Monmouth	61 67				
						223	H UTRGV	53 57				
						234	A St. Bonaventure	94 100				
						247	A Albany (NY)	48 42				
						253	A Colgate	53 67				
						261	A Niagara	52 74				
						272	H Siena	66 78				
						282	H Vermont	67 46				
						284	H Manhattan	47 44				
						290	A Fairfield	65 72				
						290	H Fairfield	53 50				
						308	A Oakland	60 71				
						327	A Iona	48 40				
						327	H Iona	67 47				
						340	A Saint Peter's	75 62				
						340	H Saint Peter's	78 59				
LAST 12 Division I GAMES:												
272	H Siena	66 78	327	H Iona	67 47							
145	A Marist	50 66	187	A Rider	62 49							
261	A Niagara	52 74	222	A Monmouth	61 67							
53	A Quinnipiac	51 68	53	H Quinnipiac	42 55							
290	A Fairfield	65 72	290	H Fairfield	53 50							
340	H Saint Peter's	78 59	340	A Saint Peter's	75 62							

Non-Div I Games:

Canisius

■ Loss, 
 ■ Non-Conf, 
 ■ S Site, 
 ■ H Home 
 ■ A Away 
 N Neutral

Central Ark.

Through Games Of Feb. 23, 2019

Average RPI Win:	319	WON-LOST	WINNING	LAST 10	STRENGTH OF	OPP. STRENGTH	TEAM	ADJ.	CONF.	ADJ CONF.
Average RPI Loss:	150	RECORD	PCT. RANK	GAMES	SCHEDULE	OF SCHEDULE	RPI	RPI	RPI	RPI
DIV. I ONLY	7- 13	255	0- 1	282	271	280	280	25	25	
DIV. I NON-CONF.	1- 5	311	0- 0	205	99	268	268	23	23	
TOTALS	RPI 1-25	RPI 26-50	W-L RECORDS	RPI 51-100	RPI 101-150	RPI 150+				
7- 13	0- 1	0- 1	OVERALL	0- 3	0- 1	7- 7				
4- 4	0- 0	0- 0	HOME	0- 2	0- 0	4- 2				
3- 9	0- 1	0- 1	AWAY	0- 1	0- 1	3- 5				
0- 0	0- 0	0- 0	NEUTRAL	0- 0	0- 0	0- 0				
1- 5	0- 1	0- 1	NON-CONFERENCE	0- 1	0- 1	1- 1				
0- 1	0- 0	0- 0	HOME	0- 1	0- 0	0- 0				
1- 4	0- 1	0- 1	AWAY	0- 0	0- 1	1- 1				
0- 0	0- 0	0- 0	NEUTRAL	0- 0	0- 0	0- 0				
6- 8	0- 0	0- 0	CONFERENCE	0- 2	0- 0	6- 6				
4- 3	0- 0	0- 0	HOME	0- 1	0- 0	4- 2				
2- 5	0- 0	0- 0	AWAY	0- 1	0- 0	2- 4				
0- 0	0- 0	0- 0	NEUTRAL	0- 0	0- 0	0- 0				

RPI 1-25				RPI 26-50				RPI 51-100				RPI 101+ Team's RPI: 280			
RPI	S	Opponent	Score	RPI	S	Opponent	Score	RPI	S	Opponent	Score	RPI	S	Opponent	Score
16	A	Texas A&M	27 84	37	A	Kansas St.	54 70	60	A	Lamar University	37 57	134	A	Oklahoma	52 65
								77	H	SFA	53 59	164	A	Abilene Christian	70 77
								100	H	South Alabama	50 58	172	A	Nicholls St.	52 68
												172	H	Nicholls St.	60 64
												183	A	Sam Houston St.	62 66
												243	H	A&M-Corpus Christi	65 73
												281	A	Jackson St.	56 65
												288	A	New Orleans	62 60
												301	H	Incarinate Word	74 43
												306	A	Southeastern La.	53 62
												306	H	Southeastern La.	75 33
												322	H	Northwestern St.	74 52
												324	H	McNeese	76 45
												342	A	Houston Baptist	77 58
												351	A	Alcorn	57 46
LAST 12 Division I GAMES:															
172	A	Nicholls St.	52 68	164	A	Abilene Christian	70 77								
324	H	McNeese	76 45	288	A	New Orleans	62 60								
342	A	Houston Baptist	77 58	172	H	Nicholls St.	60 64								
306	H	Southeastern La.	75 33	301	H	Incarinate Word	74 43								
322	H	Northwestern St.	74 52	60	A	Lamar University	37 57								
77	H	SFA	53 59	183	A	Sam Houston St.	62 66								

Non-Div I Games: Central Baptist 55 34 Crowley's Ridge 91 33 Williams Baptist 70 35 Hendrix 72 40 Central Ark.

Loss, Non-Conf, S Site, H Home A Away N Neutral

Average RPI Win:	294	WON-LOST	WINNING	LAST 10	STRENGTH OF	OPP. STRENGTH	TEAM	ADJ.	CONF.	ADJ CONF.
Average RPI Loss:	211	RECORD	PCT. RANK	GAMES	SCHEDULE	OF SCHEDULE	RPI	RPI	RPI	RPI
DIV. I ONLY	6- 18	298	0- 1	289	324	318	318	31	31	
DIV. I NON-CONF.	3- 7	256	0- 0	195	200	242	242	31	31	
TOTALS	RPI 1-25	RPI 26-50	W-L RECORDS	RPI 51-100	RPI 101-150	RPI 150+				
6- 18	0- 1	0- 1	OVERALL	0- 0	0- 3	6- 13				
4- 6	0- 0	0- 1	HOME	0- 0	0- 2	4- 3				
2- 12	0- 1	0- 0	AWAY	0- 0	0- 1	2- 10				
0- 0	0- 0	0- 0	NEUTRAL	0- 0	0- 0	0- 0				
3- 7	0- 1	0- 1	NON-CONFERENCE	0- 0	0- 3	3- 2				
1- 3	0- 0	0- 1	HOME	0- 0	0- 2	1- 0				
2- 4	0- 1	0- 0	AWAY	0- 0	0- 1	2- 2				
0- 0	0- 0	0- 0	NEUTRAL	0- 0	0- 0	0- 0				
3- 11	0- 0	0- 0	CONFERENCE	0- 0	0- 0	3- 11				
3- 3	0- 0	0- 0	HOME	0- 0	0- 0	3- 3				
0- 8	0- 0	0- 0	AWAY	0- 0	0- 0	0- 8				
0- 0	0- 0	0- 0	NEUTRAL	0- 0	0- 0	0- 0				

RPI 1-25				RPI 26-50				RPI 51-100				RPI 101+ Team's RPI: 318			
RPI	S	Opponent	Score	RPI	S	Opponent	Score	RPI	S	Opponent	Score	RPI	S	Opponent	Score
25	A	Rutgers	44 73	46	H	Buffalo	69 82					112	A	Yale	46 58
												115	H	Hartford	52 54
												139	H	Lehigh	62 88
												196	A	Robert Morris	40 60
												196	H	Robert Morris	57 64
												219	A	Sacred Heart	61 66
												219	H	Sacred Heart	46 73
												233	A	Massachusetts	59 74
												244	A	Saint Francis (PA)	68 83
												244	H	Saint Francis (PA)	73 62
												247	A	Albany (NY)	60 53
												249	A	Mt. St. Mary's	53 84
												262	A	St. Francis Brooklyn	58 70
												276	A	Brown	63 68
												300	A	Wagner	62 70
												300	H	Wagner	63 75
												303	A	Morgan St.	60 36
												309	H	New Hampshire	56 47
												311	A	Bryant	60 72
												311	H	Bryant	66 65
												347	A	Fairleigh Dickinson	67 74
												348	H	LIU Brooklyn	63 57
LAST 12 Division I GAMES:															
219	H	Sacred Heart	46 73	348	H	LIU Brooklyn	63 57								
262	A	St. Francis Brooklyn	58 70	311	A	Bryant	60 72								
300	A	Wagner	62 70	196	H	Robert Morris	57 64								
196	A	Robert Morris	40 60	244	H	Saint Francis (PA)	73 62								
244	A	Saint Francis (PA)	68 83	249	A	Mt. St. Mary's	53 84								
311	H	Bryant	66 65	347	A	Fairleigh Dickinson	67 74								

Non-Div I Games:

Central Conn. St.

■ Loss, 
 ■ Non-Conf, 
 ■ S Site, 
 ■ H Home 
 ■ A Away 
 N Neutral

Average RPI Win:	138	WON-LOST	WINNING	LAST 10	STRENGTH OF	OPP. STRENGTH	TEAM	ADJ.	CONF.	ADJ CONF.
Average RPI Loss:	58	RECORD	PCT. RANK	GAMES	SCHEDULE	OF SCHEDULE	RPI	RPI	RPI	RPI
DIV. I ONLY	20- 6	39	1- 0	36	69	24	24	7	7	
DIV. I NON-CONF.	9- 3	61	0- 0	97	7	44	44	8	8	
TOTALS	RPI 1-25	RPI 26-50	W-L RECORDS	RPI 51-100	RPI 101-150	RPI 150+				
20- 6	2- 1	3- 3	OVERALL	4- 1	3- 0	8- 1				
8- 4	1- 1	1- 3	HOME	1- 0	2- 0	3- 0				
11- 1	1- 0	2- 0	AWAY	3- 1	1- 0	4- 0				
1- 1	0- 0	0- 0	NEUTRAL	0- 0	0- 0	1- 1				
9- 3	2- 1	0- 1	NON-CONFERENCE	1- 0	2- 0	4- 1				
3- 2	1- 1	0- 1	HOME	0- 0	1- 0	1- 0				
5- 0	1- 0	0- 0	AWAY	1- 0	1- 0	2- 0				
1- 1	0- 0	0- 0	NEUTRAL	0- 0	0- 0	1- 1				
11- 3	0- 0	3- 2	CONFERENCE	3- 1	1- 0	4- 0				
5- 2	0- 0	1- 2	HOME	1- 0	1- 0	2- 0				
6- 1	0- 0	2- 0	AWAY	2- 1	0- 0	2- 0				
0- 0	0- 0	0- 0	NEUTRAL	0- 0	0- 0	0- 0				

RPI 1-25				RPI 26-50				RPI 51-100				RPI 101+			
RPI	S	Opponent	Score	RPI	S	Opponent	Score	RPI	S	Opponent	Score	RPI	S	Opponent	Score
3	H	Louisville	68 72	32	A	Ohio	88 70	53	A	Quinnipiac	67 52	107	A	Virginia	74 61
15	H	UCF	75 68	32	H	Ohio	75 78	78	A	Toledo	59 62	123	H	Western Ky.	108 90
20	A	Miami (FL)	90 80	36	H	South Dakota St.	71 80	85	A	Kent St.	82 75	148	H	Akron	94 71
				43	H	Miami (OH)	67 70	98	A	Northern Ill.	89 66	153	N	Tulane	57 68
				46	A	Buffalo	100 95	98	H	Northern Ill.	76 52	164	N	Chattanooga	73 50
				46	H	Buffalo	76 65					201	H	Eastern Mich.	71 61
												203	A	Vanderbilt	66 57
												212	H	Ball St.	81 63
												216	A	Bowling Green	92 54
												267	A	Western Mich.	87 53
												308	H	Oakland	104 61
												327	A	Iona	82 39
LAST 12 Division I GAMES:															
212	H	Ball St.	81 63	216	A	Bowling Green	92 54	201	H	Eastern Mich.	71 61				
98	H	Northern Ill.	76 52	78	A	Toledo	59 62	85	A	Kent St.	82 75				
46	A	Buffalo	100 95	43	H	Miami (OH)	67 70	43	H	Miami (OH)	67 70				
267	A	Western Mich.	87 53	46	H	Buffalo	76 65	98	A	Northern Ill.	89 66				

Non-Div I Games:

Central Mich.

■ Loss, 
■ Non-Conf, 
■ S Site, 
■ H Home 
■ A Away 
N Neutral

Charleston So.

Through Games Of Feb. 23, 2019

Average RPI Win:	291	WON-LOST	WINNING	LAST 10	STRENGTH OF	OPP. STRENGTH	TEAM	ADJ.	CONF.	ADJ CONF.
Average RPI Loss:	200	RECORD	PCT. RANK	GAMES	SCHEDULE	OF SCHEDULE	RPI	RPI	RPI	RPI
DIV. I ONLY	6- 16	287	0- 1	268	329	299	299	28	28	
DIV. I NON-CONF.	0- 8	336	0- 0	279	318	349	349	29	29	
TOTALS	RPI 1-25	RPI 26-50	W-L RECORDS	RPI 51-100	RPI 101-150	RPI 150+				
6- 16	0- 0	0- 0	OVERALL	0- 1	0- 4	6- 11				
2- 7	0- 0	0- 0	HOME	0- 1	0- 2	2- 4				
4- 9	0- 0	0- 0	AWAY	0- 0	0- 2	4- 7				
0- 0	0- 0	0- 0	NEUTRAL	0- 0	0- 0	0- 0				
0- 8	0- 0	0- 0	NON-CONFERENCE	0- 0	0- 2	0- 6				
0- 3	0- 0	0- 0	HOME	0- 0	0- 1	0- 2				
0- 5	0- 0	0- 0	AWAY	0- 0	0- 1	0- 4				
0- 0	0- 0	0- 0	NEUTRAL	0- 0	0- 0	0- 0				
6- 8	0- 0	0- 0	CONFERENCE	0- 1	0- 2	6- 5				
2- 4	0- 0	0- 0	HOME	0- 1	0- 1	2- 2				
4- 4	0- 0	0- 0	AWAY	0- 0	0- 1	4- 3				
0- 0	0- 0	0- 0	NEUTRAL	0- 0	0- 0	0- 0				

RPI 1-25			RPI 26-50			RPI 51-100				RPI 101+		Team's RPI: 299					
RPI	S	Opponent	Score	RPI	S	Opponent	Score	RPI	S	Opponent	Score	RPI	S	Opponent	Score		
								88	H	Radford	41	67	106	A	Georgia	75	83
													120	A	High Point	64	71
													120	H	High Point	62	69
													140	H	Davidson	34	72
													156	H	Tennessee Tech	55	77
													182	H	UNC Asheville	70	59
													208	A	Hampton	72	57
													208	H	Hampton	66	74
													217	A	Florida	60	70
													218	A	Campbell	51	52
													218	H	Campbell	58	60
													226	A	Gardner-Webb	65	75
													230	H	Jacksonville	58	68
													268	A	North Florida	76	82
													279	A	Winthrop	52	57
													293	A	Col. of Charleston	52	79
													310	A	South Carolina St.	58	67
													330	A	Presbyterian	63	55
													338	A	Longwood	81	74
													344	A	USC Upstate	78	75
													344	H	USC Upstate	74	62
LAST 12 Division I GAMES:																	
				218	A	Campbell	51	52		226	A	Gardner-Webb	65	75			
				208	A	Hampton	72	57		120	A	High Point	64	71			
				120	H	High Point	62	69		344	A	USC Upstate	78	75			
				344	H	USC Upstate	74	62		88	H	Radford	41	67			
				182	H	UNC Asheville	70	59		338	A	Longwood	81	74			
				330	A	Presbyterian	63	55		218	H	Campbell	58	60			

Non-Div I Games: Converse 101 50 Columbia (SC) 89 57 Erskine 74 50

Charleston So.

Loss, Non-Conf, S Site, H Home A Away N Neutral

Average RPI Win:	195	WON-LOST	WINNING	LAST 10	STRENGTH OF	OPP. STRENGTH	TEAM	ADJ.	CONF.	ADJ CONF.
Average RPI Loss:	132	RECORD	PCT. RANK	GAMES	SCHEDULE	OF SCHEDULE	RPI	RPI	RPI	RPI
DIV. I ONLY	15- 11	130	1- 0	92	188	119	119	14	14	
DIV. I NON-CONF.	8- 4	91	1- 0	58	276	68	68	17	17	
TOTALS	RPI 1-25	RPI 26-50	W-L RECORDS	RPI 51-100	RPI 101-150	RPI 150+				
15- 11	0- 0	0- 1	OVERALL	3- 1	3- 4	9- 5				
12- 2	0- 0	0- 0	HOME	2- 1	2- 1	8- 0				
2- 9	0- 0	0- 1	AWAY	1- 0	1- 3	0- 5				
1- 0	0- 0	0- 0	NEUTRAL	0- 0	0- 0	1- 0				
8- 4	0- 0	0- 0	NON-CONFERENCE	1- 0	2- 3	5- 1				
6- 1	0- 0	0- 0	HOME	1- 0	1- 1	4- 0				
1- 3	0- 0	0- 0	AWAY	0- 0	1- 2	0- 1				
1- 0	0- 0	0- 0	NEUTRAL	0- 0	0- 0	1- 0				
7- 7	0- 0	0- 1	CONFERENCE	2- 1	1- 1	4- 4				
6- 1	0- 0	0- 0	HOME	1- 1	1- 0	4- 0				
1- 6	0- 0	0- 1	AWAY	1- 0	0- 1	0- 4				
0- 0	0- 0	0- 0	NEUTRAL	0- 0	0- 0	0- 0				

RPI 1-25	RPI 26-50	RPI 51-100	RPI 101+	Team's RPI: 119
RPI S Opponent Score	RPI S Opponent Score	RPI S Opponent Score	RPI S Opponent Score	Score
	34  Rice 51  61	62  Middle Tenn. 55  62	104  UAB 60 56	
		70  Wright St. 88 85	107  Virginia 61  65	
		89  Old Dominion 60 53	118  Wake Forest 43  69	
		89  Old Dominion 69 59	121  Fordham 64  71	
			123  Western Ky. 58  76	
			139  Lehigh 62 60	
			140  Davidson 78 66	
			152  Mercer 40  57	
			171  Louisiana Tech 51  88	
			176  North Texas 63  68	
			179  Southern Miss. 54  65	
			182  UNC Asheville 70 53	
			206  Marshall 62  63	
			209  Bethune-Cookman 73 69	
			214 N Liberty 63 61	
			221  East Carolina 52 46	
			260  Wofford 85 63	
			277  UTEP 62 39	
			304  Fla. Atlantic 68 47	
			305  UTSA 66 54	
			316  FIU 69 54	
LAST 12 Division I GAMES:				
139  Lehigh 62 60	34  Rice 51  61			
89  Old Dominion 60 53	277  UTEP 62 39			
89  Old Dominion 69 59	305  UTSA 66 54			
104  UAB 60 56	171  Louisiana Tech 51  88			
62  Middle Tenn. 55  62	179  Southern Miss. 54  65			
176  North Texas 63  68	304  Fla. Atlantic 68 47			

Non-Div I Games:

Charlotte

Loss, Non-Conf, S Site, Home Away N Neutral



# Chattanooga

Through Games Of Feb. 23, 2019

Average RPI Win:	238	WON-LOST	WINNING	LAST 10	STRENGTH OF	OPP. STRENGTH	TEAM	ADJ.	CONF.	ADJ CONF.
Average RPI Loss:	103	RECORD	PCT. RANK	GAMES	SCHEDULE	OF SCHEDULE	RPI	RPI	RPI	RPI
DIV. I ONLY	11- 15	219	1- 0	45	211	164	164	27	27	
DIV. I NON-CONF.	4- 10	264	1- 0	3	63	94	94	24	24	
TOTALS	RPI 1-25	RPI 26-50	W-L RECORDS	RPI 51-100	RPI 101-150	RPI 150+				
11- 15	0- 4	0- 1	OVERALL	1- 3	0- 2	10- 5				
7- 6	0- 2	0- 1	HOME	0- 1	0- 1	7- 1				
2- 7	0- 1	0- 0	AWAY	0- 1	0- 1	2- 4				
2- 2	0- 1	0- 0	NEUTRAL	1- 1	0- 0	1- 0				
4- 10	0- 4	0- 1	NON-CONFERENCE	1- 3	0- 2	3- 0				
1- 5	0- 2	0- 1	HOME	0- 1	0- 1	1- 0				
1- 3	0- 1	0- 0	AWAY	0- 1	0- 1	1- 0				
2- 2	0- 1	0- 0	NEUTRAL	1- 1	0- 0	1- 0				
7- 5	0- 0	0- 0	CONFERENCE	0- 0	0- 0	7- 5				
6- 1	0- 0	0- 0	HOME	0- 0	0- 0	6- 1				
1- 4	0- 0	0- 0	AWAY	0- 0	0- 0	1- 4				
0- 0	0- 0	0- 0	NEUTRAL	0- 0	0- 0	0- 0				

RPI S	Opponent	Score	RPI S	Opponent	Score	RPI S	Opponent	Score	RPI S	Opponent	Score	Team's RPI: 164
3	H Louisville	49 75	36	H South Dakota St.	54 71	57	A Virginia Tech	59 74	114	A Northern Colo.	65 68	
9	H NC State	58 78				61	H Belmont	51 67	132	H UT Martin	79 81	
15	A UCF	37 75				62	N Middle Tenn.	47 58	152	A Mercer	58 65	
24	N Central Mich.	50 73				67	N Maine	66 61	152	H Mercer	56 62	
									191	N Saint Louis	71 61	
									208	A Hampton	58 50	
									214	H Liberty	75 60	
									215	A Furman	54 61	
									215	H Furman	73 53	
									254	A ETSU	54 64	
									254	H ETSU	76 67	
									260	A Wofford	60 64	
									260	H Wofford	89 82	
									286	A Samford	73 63	
									286	H Samford	61 56	
									302	H UNC Greensboro	64 54	
									339	H Western Caro.	72 58	
LAST 12 Division I GAMES:												
67	N Maine	66 61	302	H UNC Greensboro	64 54							
152	H Mercer	56 62	339	H Western Caro.	72 58							
286	H Samford	61 56	286	A Samford	73 63							
260	A Wofford	60 64	152	A Mercer	58 65							
215	A Furman	54 61	215	H Furman	73 53							
254	A ETSU	54 64	260	H Wofford	89 82							

Non-Div I Games: Lee 61 55

Chattanooga

Loss, Non-Conf, S Site, H Home A Away N Neutral

Average RPI Win:	339	WON-LOST	WINNING	LAST 10	STRENGTH OF	OPP. STRENGTH	TEAM	ADJ.	CONF.	ADJ CONF.
Average RPI Loss:	230	RECORD	PCT. RANK	GAMES	SCHEDULE	OF SCHEDULE	RPI	RPI	RPI	RPI
DIV. I ONLY	2- 24	349	1- 0	321	335	350	350	30	30	
DIV. I NON-CONF.	0- 13	336	0- 0	235	319	344	344	30	30	
TOTALS	RPI 1-25	RPI 26-50	W-L RECORDS	RPI 51-100	RPI 101-150	RPI 150+				
2- 24	0- 0	0- 0	OVERALL	0- 1	0- 4	2- 19				
2- 11	0- 0	0- 0	HOME	0- 0	0- 2	2- 9				
0- 12	0- 0	0- 0	AWAY	0- 1	0- 2	0- 9				
0- 1	0- 0	0- 0	NEUTRAL	0- 0	0- 0	0- 1				
0- 13	0- 0	0- 0	NON-CONFERENCE	0- 1	0- 3	0- 9				
0- 5	0- 0	0- 0	HOME	0- 0	0- 1	0- 4				
0- 7	0- 0	0- 0	AWAY	0- 1	0- 2	0- 4				
0- 1	0- 0	0- 0	NEUTRAL	0- 0	0- 0	0- 1				
2- 11	0- 0	0- 0	CONFERENCE	0- 0	0- 1	2- 10				
2- 6	0- 0	0- 0	HOME	0- 0	0- 1	2- 5				
0- 5	0- 0	0- 0	AWAY	0- 0	0- 0	0- 5				
0- 0	0- 0	0- 0	NEUTRAL	0- 0	0- 0	0- 0				

RPI 1-25			RPI 26-50			RPI 51-100			RPI 101+			Team's RPI: 350
RPI	S	Opponent	Score	RPI	S	Opponent	Score	RPI	S	Opponent	Score	
						98 A Northern Ill.	52 114					
								104 H UAB			45 90	
								117 A Northwestern			35 97	
								131 A Morehead St.			68 104	
								146 H New Mexico St.			66 87	
								158 A Bradley			59 89	
								181 A Wisconsin			38 85	
								188 A Xavier			57 91	
								223 H UTRGV			55 71	
								236 H UMKC			58 111	
								237 H SIUE			66 82	
								239 A Loyola Chicago			40 76	
								257 A California Baptist			52 89	
								257 H California Baptist			67 93	
								262 N St. Francis Brooklyn			73 110	
								264 A CSU Bakersfield			47 80	
								264 H CSU Bakersfield			56 67	
								274 A Utah Valley			61 76	
								274 H Utah Valley			65 70	
								276 H Brown			65 90	
								312 H Valparaiso			70 76	
								333 H Evansville			58 67	
								335 A Grand Canyon			49 84	
								335 H Grand Canyon			50 48	
								343 A Seattle U			54 90	
								343 H Seattle U			64 61	
LAST 12 Division I GAMES:												
343	H	Seattle U	64 61	223	H	UTRGV	55 71					
274	H	Utah Valley	65 70	274	A	Utah Valley	61 76					
335	A	Grand Canyon	49 84	343	A	Seattle U	54 90					
264	A	CSU Bakersfield	47 80	264	H	CSU Bakersfield	56 67					
257	H	California Baptist	67 93	335	H	Grand Canyon	50 48					
146	H	New Mexico St.	66 87	257	A	California Baptist	52 89					

Non-Div I Games:

Chicago St.

Average RPI Win:	<b>193</b>	WON-LOST	WINNING	LAST 10	STRENGTH OF	OPP. STRENGTH	TEAM	ADJ.	CONF.	ADJ CONF.
Average RPI Loss:	<b>81</b>	RECORD	PCT. RANK	GAMES	SCHEDULE	OF SCHEDULE	RPI	RPI	RPI	RPI
DIV. I ONLY	<b>18- 9</b>	<b>83</b>	<b>1- 0</b>	<b>131</b>	<b>83</b>	<b>83</b>	<b>83</b>	<b>9</b>	<b>9</b>	
DIV. I NON-CONF.	<b>8- 5</b>	<b>119</b>	<b>0- 0</b>	<b>190</b>	<b>125</b>	<b>143</b>	<b>143</b>	<b>9</b>	<b>9</b>	
TOTALS	RPI 1-25	RPI 26-50	W-L RECORDS	RPI 51-100	RPI 101-150	RPI 150+				
18- 9	0- 3	0- 1	OVERALL	1- 2	3- 1	14- 2				
13- 2	0- 1	0- 0	HOME	1- 1	2- 0	10- 0				
5- 7	0- 2	0- 1	AWAY	0- 1	1- 1	4- 2				
0- 0	0- 0	0- 0	NEUTRAL	0- 0	0- 0	0- 0				
8- 5	0- 0	0- 1	NON-CONFERENCE	0- 2	2- 1	6- 1				
7- 1	0- 0	0- 0	HOME	0- 1	2- 0	5- 0				
1- 4	0- 0	0- 1	AWAY	0- 1	0- 1	1- 1				
0- 0	0- 0	0- 0	NEUTRAL	0- 0	0- 0	0- 0				
10- 4	0- 3	0- 0	CONFERENCE	1- 0	1- 0	8- 1				
6- 1	0- 1	0- 0	HOME	1- 0	0- 0	5- 0				
4- 3	0- 2	0- 0	AWAY	0- 0	1- 0	3- 1				
0- 0	0- 0	0- 0	NEUTRAL	0- 0	0- 0	0- 0				

RPI 1-25				RPI 26-50				RPI 51-100				Team's RPI: 83	RPI 101+			
RPI	S	Opponent	Score	RPI	S	Opponent	Score	RPI	S	Opponent	Score		RPI	S	Opponent	Score
5	A	UConn	38 <b>82</b>	43	A	Miami (OH)	65 <b>78</b>	75	A	Ohio St.	56 <b>69</b>		103	H	VCU	66 54
5	H	UConn	55 <b>65</b>					89	H	Old Dominion	72 <b>76</b>		112	H	Yale	66 52
15	A	UCF	55 <b>56</b>					97	H	Houston	68 57		126	A	Pittsburgh	48 <b>65</b>
													130	A	South Fla.	57 56
													159	A	Tulsa	70 50
													159	H	Tulsa	74 47
													162	A	Temple	70 <b>78</b>
													162	H	Temple	72 52
													188	H	Xavier	79 61
													191	A	Saint Louis	51 50
													200	A	Memphis	89 69
													200	H	Memphis	80 56
													212	A	Ball St.	63 <b>75</b>
													221	A	East Carolina	68 57
													227	H	Howard	85 51
													228	H	SMU	69 57
													252	H	Wichita St.	82 54
													254	H	ETSU	77 64
													263	H	Austin Peay	69 48
													320	H	Lipscomb	71 55
LAST 12 Division I GAMES:																
221	A	East Carolina	68 57	130	A	South Fla.	57 56									
159	H	Tulsa	74 47	200	H	Memphis	80 56									
162	A	Temple	70 <b>78</b>	97	H	Houston	68 57									
200	A	Memphis	89 69	159	A	Tulsa	70 50									
252	H	Wichita St.	82 54	162	H	Temple	72 52									
5	H	UConn	55 <b>65</b>	15	A	UCF	55 <b>56</b>									

Non-Div I Games:

Cincinnati

■ Loss, 
■ Non-Conf, 
■ S Site, 
■ H Home 
■ A Away 
N Neutral

Average RPI Win:	133	WON-LOST	WINNING	LAST 10	STRENGTH OF	OPP. STRENGTH	TEAM	ADJ.	CONF.	ADJ CONF.
Average RPI Loss:	42	RECORD	PCT. RANK	GAMES	SCHEDULE	OF SCHEDULE	RPI	RPI	RPI	RPI
DIV. I ONLY	17- 10	101	1- 0	27	12	42	42	1	1	
DIV. I NON-CONF.	9- 4	85	1- 0	154	95	109	109	1	1	
TOTALS	RPI 1-25	RPI 26-50	W-L RECORDS	RPI 51-100	RPI 101-150	RPI 150+				
17- 10	3- 5	1- 3	OVERALL	1- 0	7- 2	5- 0				
11- 5	1- 3	1- 1	HOME	1- 0	3- 1	5- 0				
5- 4	2- 2	0- 1	AWAY	0- 0	3- 1	0- 0				
1- 1	0- 0	0- 1	NEUTRAL	0- 0	1- 0	0- 0				
9- 4	0- 1	0- 1	NON-CONFERENCE	1- 0	3- 2	5- 0				
8- 1	0- 0	0- 0	HOME	1- 0	2- 1	5- 0				
0- 2	0- 1	0- 0	AWAY	0- 0	0- 1	0- 0				
1- 1	0- 0	0- 1	NEUTRAL	0- 0	1- 0	0- 0				
8- 6	3- 4	1- 2	CONFERENCE	0- 0	4- 0	0- 0				
3- 4	1- 3	1- 1	HOME	0- 0	1- 0	0- 0				
5- 2	2- 1	0- 1	AWAY	0- 0	3- 0	0- 0				
0- 0	0- 0	0- 0	NEUTRAL	0- 0	0- 0	0- 0				

RPI S	Opponent	Score	RPI S	Opponent	Score	Team's RPI: 42	RPI S	Opponent	Score	RPI S	Opponent	Score
1	H Notre Dame	63 101	26	H North Carolina	64 70		61	H Belmont	65 62	107	H Virginia	71 65
3	H Louisville	44 76	35	A Georgia Tech	53 75					118	A Wake Forest	69 53
9	A NC State	51 54	35	H Georgia Tech	71 61					120	H High Point	83 64
11	H Syracuse	75 84	40	N Tennessee	66 78					122	A Boston College	91 58
19	A Florida St.	57 45								126	A Pittsburgh	65 59
19	H Florida St.	73 68								134	N Oklahoma	74 62
20	A Miami (FL)	76 67								138	A Alabama	56 76
21	A South Carolina	57 69								140	H Davidson	80 90
										143	H Appalachian St.	87 48
										197	H Illinois	69 67
										206	H Marshall	68 54
										255	H Rhode Island	80 67
										260	H Wofford	85 77
										320	H Lipscomb	68 26
LAST 12 Division I GAMES:												
134	N Oklahoma	74 62	3	H Louisville	44 76							
35	A Georgia Tech	53 75	1	H Notre Dame	63 101							
122	A Boston College	91 58	9	A NC State	51 54							
19	H Florida St.	73 68	126	A Pittsburgh	65 59							
26	H North Carolina	64 70	35	H Georgia Tech	71 61							
118	A Wake Forest	69 53	19	A Florida St.	57 45							

Non-Div I Games:

Clemson

■ Loss, 
 ■ Non-Conf, S Site, 
 ■ Home 
 ■ Away 
 N Neutral

Average RPI Win:	296	WON-LOST	WINNING	LAST 10	STRENGTH OF	OPP. STRENGTH	TEAM	ADJ.	CONF.	ADJ CONF.
Average RPI Loss:	138	RECORD	PCT. RANK	GAMES	SCHEDULE	OF SCHEDULE	RPI	RPI	RPI	RPI
DIV. I ONLY	8- 17	269	0- 1	226	238	278	278	21	21	
DIV. I NON-CONF.	1- 8	322	0- 0	127	220	301	301	18	18	
TOTALS	RPI 1-25	RPI 26-50	W-L RECORDS	RPI 51-100	RPI 101-150	RPI 150+				
8- 17	0- 0	0- 1	OVERALL	0- 5	0- 3	8- 8				
5- 6	0- 0	0- 0	HOME	0- 3	0- 1	5- 2				
3- 10	0- 0	0- 1	AWAY	0- 2	0- 2	3- 5				
0- 1	0- 0	0- 0	NEUTRAL	0- 0	0- 0	0- 1				
1- 8	0- 0	0- 1	NON-CONFERENCE	0- 1	0- 0	1- 6				
1- 2	0- 0	0- 0	HOME	0- 1	0- 0	1- 1				
0- 5	0- 0	0- 1	AWAY	0- 0	0- 0	0- 4				
0- 1	0- 0	0- 0	NEUTRAL	0- 0	0- 0	0- 1				
7- 9	0- 0	0- 0	CONFERENCE	0- 4	0- 3	7- 2				
4- 4	0- 0	0- 0	HOME	0- 2	0- 1	4- 1				
3- 5	0- 0	0- 0	AWAY	0- 2	0- 2	3- 1				
0- 0	0- 0	0- 0	NEUTRAL	0- 0	0- 0	0- 0				

RPI 1-25				RPI 26-50				RPI 51-100				RPI 101+				Team's RPI: 278	
RPI	S	Opponent	Score	RPI	S	Opponent	Score	RPI	S	Opponent	Score	RPI	S	Opponent	Score		
				32	A	Ohio	54 72	70	A	Wright St.	52 78	125	A	Youngstown St.	55 73		
								70	H	Wright St.	65 70	128	A	IUPUI	36 64		
								74	A	Green Bay	53 62	128	H	IUPUI	50 75		
								74	H	Green Bay	63 76	153	N	Tulane	72 81		
								78	H	Toledo	60 65	158	H	Bradley	65 67		
												161	H	Illinois St.	67 63		
												194	A	Milwaukee	53 59		
												194	H	Milwaukee	60 78		
												201	A	Eastern Mich.	63 69		
												206	A	Marshall	64 86		
												212	A	Ball St.	62 67		
												250	H	Northern Ky.	76 47		
												256	A	San Diego	82 83		
												308	A	Oakland	64 62		
												308	H	Oakland	98 90		
												332	A	Detroit Mercy	67 49		
												332	H	Detroit Mercy	67 51		
												337	A	UIC	74 48		
												337	H	UIC	71 53		
LAST 12 Division I GAMES:																	
				70	A	Wright St.	52 78	332	H	Detroit Mercy	67 51						
				74	H	Green Bay	63 76	125	A	Youngstown St.	55 73						
				194	H	Milwaukee	60 78	70	H	Wright St.	65 70						
				128	A	IUPUI	36 64	250	H	Northern Ky.	76 47						
				337	A	UIC	74 48	194	A	Milwaukee	53 59						
				308	H	Oakland	98 90	74	A	Green Bay	53 62						

Non-Div I Games: Lake Erie 79 49 Salem (WV) 113 81

Cleveland St.

■ Loss, 
 ■ Non-Conf, 
 ■ S Site, 
 ■ Home 
 ■ A Away 
 N Neutral

Average RPI Win:	244	WON-LOST	WINNING	LAST 10	STRENGTH OF	OPP. STRENGTH	TEAM	ADJ.	CONF.	ADJ CONF.
Average RPI Loss:	99	RECORD	PCT. RANK	GAMES	SCHEDULE	OF SCHEDULE	RPI	RPI	RPI	RPI
DIV. I ONLY	13- 10	140	1- 0	181	194	163	163	12	12	
DIV. I NON-CONF.	6- 3	91	0- 0	281	300	168	168	13	13	
TOTALS	RPI 1-25	RPI 26-50	W-L RECORDS	RPI 51-100	RPI 101-150	RPI 150+				
13- 10	0- 0	0- 1	OVERALL	0- 6	2- 2	11- 1				
7- 4	0- 0	0- 0	HOME	0- 4	1- 0	6- 0				
6- 4	0- 0	0- 0	AWAY	0- 1	1- 2	5- 1				
0- 2	0- 0	0- 1	NEUTRAL	0- 1	0- 0	0- 0				
6- 3	0- 0	0- 1	NON-CONFERENCE	0- 1	0- 1	6- 0				
4- 0	0- 0	0- 0	HOME	0- 0	0- 0	4- 0				
2- 1	0- 0	0- 0	AWAY	0- 0	0- 1	2- 0				
0- 2	0- 0	0- 1	NEUTRAL	0- 1	0- 0	0- 0				
7- 7	0- 0	0- 0	CONFERENCE	0- 5	2- 1	5- 1				
3- 4	0- 0	0- 0	HOME	0- 4	1- 0	2- 0				
4- 3	0- 0	0- 0	AWAY	0- 1	1- 1	3- 1				
0- 0	0- 0	0- 0	NEUTRAL	0- 0	0- 0	0- 0				

RPI 1-25			RPI 26-50			RPI 51-100			RPI 101+ Team's RPI: 163		
RPI	S	Opponent	Score	RPI	S	RPI	S	Opponent	Score	RPI	S
				34	N	54	N	135	A	67	62
								143	A	53	67
								143	H	74	66
								144	A	43	62
								167	A	58	73
								167	H	77	70
								174	H	88	72
								200	H	90	71
								216	H	81	80
								258	A	76	58
								283	A	76	73
								302	A	78	71
								310	H	57	44
								315	A	79	54
								336	A	89	66
								339	H	77	59
LAST 12 Division I GAMES:											
135	A	Georgia St.	67 62	315	A	La.-Monroe	79 54				
283	A	Ga. Southern	76 73	174	H	Arkansas St.	88 72				
143	H	Appalachian St.	74 66	66	H	Little Rock	47 60				
167	H	Texas St.	77 70	143	A	Appalachian St.	53 67				
96	H	UT Arlington	64 67	96	A	UT Arlington	53 79				
258	A	Louisiana	76 58	167	A	Texas St.	58 73				

Non-Div I Games: N.C. Wesleyan 126 65 Meredith 128 39

Coastal Caro.

Average RPI Win: 253		WON-LOST	WINNING	LAST 10	STRENGTH OF	OPP. STRENGTH	TEAM	ADJ.	CONF.	ADJ CONF.
Average RPI Loss: 163		RECORD	PCT. RANK	GAMES	SCHEDULE	OF SCHEDULE	RPI	RPI	RPI	RPI
DIV. I ONLY		6- 18	298	0- 1	188	248	293	293	10	10
DIV. I NON-CONF.		3- 7	256	0- 0	309	351	333	333	10	10
TOTALS		RPI 1-25	RPI 26-50	W-L RECORDS	RPI 51-100	RPI 101-150	RPI 150+			
6- 18	0- 0		0- 2	OVERALL	0- 2	0- 6	6- 8			
4- 8	0- 0		0- 1	HOME	0- 1	0- 2	4- 4			
2- 10	0- 0		0- 1	AWAY	0- 1	0- 4	2- 4			
0- 0	0- 0		0- 0	NEUTRAL	0- 0	0- 0	0- 0			
3- 7	0- 0		0- 0	NON-CONFERENCE	0- 0	0- 1	3- 6			
2- 3	0- 0		0- 0	HOME	0- 0	0- 0	2- 3			
1- 4	0- 0		0- 0	AWAY	0- 0	0- 1	1- 3			
0- 0	0- 0		0- 0	NEUTRAL	0- 0	0- 0	0- 0			
3- 11	0- 0		0- 2	CONFERENCE	0- 2	0- 5	3- 2			
2- 5	0- 0		0- 1	HOME	0- 1	0- 2	2- 1			
1- 6	0- 0		0- 1	AWAY	0- 1	0- 3	1- 1			
0- 0	0- 0		0- 0	NEUTRAL	0- 0	0- 0	0- 0			

RPI 1-25				RPI 26-50				RPI 51-100				RPI 101+				Team's RPI: 293	
RPI	S	Opponent	Score	RPI	S	Opponent	Score	RPI	S	Opponent	Score	RPI	S	Opponent	Score		
				38	A	James Madison	35 76	63	A	Drexel	53 76	109	A	Towson	61 87		
				38	H	James Madison	50 91	87	H	Northeastern	56 87	109	H	Towson	61 77		
												124	A	UNCW	49 71		
												143	A	Appalachian St.	66 80		
												147	A	Delaware	50 74		
												147	H	Delaware	60 72		
												173	A	William & Mary	66 54		
												173	H	William & Mary	79 77		
												210	A	Elon	68 76		
												210	H	Elon	52 72		
												211	A	George Mason	52 66		
												215	H	Furman	67 70		
												218	A	Campbell	65 66		
												241	H	Hofstra	70 62		
												260	A	Wofford	58 78		
												279	H	Winthrop	64 71		
												299	H	Charleston So.	79 52		
												310	H	South Carolina St.	75 51		
												320	A	Lipscomb	65 63		
												330	H	Presbyterian	65 71		
LAST 12 Division I GAMES:																	
				147	H	Delaware	60 72	87	H	Northeastern	56 87						
				109	A	Towson	61 87	147	A	Delaware	50 74						
				38	A	James Madison	35 76	63	A	Drexel	53 76						
				210	H	Elon	52 72	38	H	James Madison	50 91						
				173	H	William & Mary	79 77	109	H	Towson	61 77						
				241	H	Hofstra	70 62	173	A	William & Mary	66 54						

Non-Div I Games:	North Greenville	95	62
------------------	------------------	----	----

Col. of Charleston

Loss, Non-Conf, S Site, H Home A Away N Neutral

Average RPI Win: <b>272</b>	WON-LOST	WINNING	LAST 10	STRENGTH OF	OPP. STRENGTH	TEAM	ADJ.	CONF.	ADJ CONF.
Average RPI Loss: <b>164</b>	RECORD	PCT. RANK	GAMES	SCHEDULE	OF SCHEDULE	RPI	RPI	RPI	RPI
DIV. I ONLY	10- 15	229	1- 0	258	250	253	253	18	18
DIV. I NON-CONF.	4- 6	212	0- 0	329	338	305	305	21	21
TOTALS	RPI 1-25	RPI 26-50	W-L RECORDS	RPI 51-100	RPI 101-150	RPI 150+			
10- 15	0- 0	0- 0	OVERALL	0- 4	0- 4	10- 7			
5- 6	0- 0	0- 0	HOME	0- 2	0- 1	5- 3			
5- 9	0- 0	0- 0	AWAY	0- 2	0- 3	5- 4			
0- 0	0- 0	0- 0	NEUTRAL	0- 0	0- 0	0- 0			
4- 6	0- 0	0- 0	NON-CONFERENCE	0- 0	0- 2	4- 4			
3- 1	0- 0	0- 0	HOME	0- 0	0- 0	3- 1			
1- 5	0- 0	0- 0	AWAY	0- 0	0- 2	1- 3			
0- 0	0- 0	0- 0	NEUTRAL	0- 0	0- 0	0- 0			
6- 9	0- 0	0- 0	CONFERENCE	0- 4	0- 2	6- 3			
2- 5	0- 0	0- 0	HOME	0- 2	0- 1	2- 2			
4- 4	0- 0	0- 0	AWAY	0- 2	0- 1	4- 1			
0- 0	0- 0	0- 0	NEUTRAL	0- 0	0- 0	0- 0			

RPI S	Opponent	Score	RPI S	Opponent	Score	RPI S	Opponent	Score	RPI S	Opponent	Score	Team's RPI: 253
						52	A Bucknell	58 76	112	A Yale	61 80	
						52	H Bucknell	62 90	113	A Dayton	58 67	
						81	A American	57 76	139	A Lehigh	58 86	
						81	H American	66 71	139	H Lehigh	63 75	
									155	A Boston U.	81 72	
									155	H Boston U.	53 61	
									184	A Holy Cross	70 67	
									211	A George Mason	61 64	
									235	A Navy	52 67	
									235	H Navy	49 62	
									238	H Columbia	84 71	
									261	A Niagara	69 74	
									271	A Army West Point	70 58	
									272	A Siena	53 55	
									287	H Canisius	67 53	
									296	A Loyola Maryland	58 47	
									296	H Loyola Maryland	73 64	
									323	A UMass Lowell	61 52	
									325	H NJIT	53 71	
									326	H Lafayette	60 49	
									347	H Fairleigh Dickinson	71 52	
LAST 12 Division I GAMES:												
296	A Loyola Maryland	58 47	271	A Army West Point	70 58							
139	H Lehigh	63 75	296	H Loyola Maryland	73 64							
52	A Bucknell	58 76	139	A Lehigh	58 86							
155	H Boston U.	53 61	52	H Bucknell	62 90							
235	A Navy	52 67	155	A Boston U.	81 72							
81	H American	66 71	235	H Navy	49 62							

Non-Div I Games:

Colgate

■ Loss, 
 ■ Non-Conf, 
 ■ S Site, 
 ■ H Home 
 ■ A Away 
 N Neutral



# Colorado

Through Games Of Feb. 23, 2019

Average RPI Win:	178	WON-LOST	WINNING	LAST 10	STRENGTH OF	OPP. STRENGTH	TEAM	ADJ.	CONF.	ADJ CONF.
Average RPI Loss:	51	RECORD	PCT. RANK	GAMES	SCHEDULE	OF SCHEDULE	RPI	RPI	RPI	RPI
DIV. I ONLY	12- 14	195	1- 0	64	34	149	149	2	2	
DIV. I NON-CONF.	10- 1	17	0- 0	204	161	39	39	2	2	
TOTALS	RPI 1-25	RPI 26-50	W-L RECORDS	RPI 51-100	RPI 101-150	RPI 150+				
12- 14	0- 6	1- 2	OVERALL	1- 4	3- 1	7- 1				
10- 6	0- 2	1- 2	HOME	1- 2	3- 0	5- 0				
1- 8	0- 4	0- 0	AWAY	0- 2	0- 1	1- 1				
1- 0	0- 0	0- 0	NEUTRAL	0- 0	0- 0	1- 0				
10- 1	0- 1	1- 0	NON-CONFERENCE	0- 0	2- 0	7- 0				
8- 0	0- 0	1- 0	HOME	0- 0	2- 0	5- 0				
1- 1	0- 1	0- 0	AWAY	0- 0	0- 0	1- 0				
1- 0	0- 0	0- 0	NEUTRAL	0- 0	0- 0	1- 0				
2- 13	0- 5	0- 2	CONFERENCE	1- 4	1- 1	0- 1				
2- 6	0- 2	0- 2	HOME	1- 2	1- 0	0- 0				
0- 7	0- 3	0- 0	AWAY	0- 2	0- 1	0- 1				
0- 0	0- 0	0- 0	NEUTRAL	0- 0	0- 0	0- 0				

RPI S	Opponent	Score	RPI S	Opponent	Score	RPI S	Opponent	Score	RPI S	Opponent	Score	Team's RPI: 149
4	H Stanford	69 80	26	H North Carolina	86 74	51	H Southern California	81 76	102	H Pepperdine	80 65	
6	A Oregon	43 102	31	H UCLA	60 64	59	A Utah	59 78	114	H Northern Colo.	77 69	
17	A Arizona St.	49 66	39	H California	60 80	59	H Utah	61 76	142	A Washington St.	48 74	
17	H Arizona St.	70 76				68	A Arizona	51 63	142	H Washington St.	72 61	
20	A Miami (FL)	58 73				68	H Arizona	67 69	168	A Washington	58 68	
22	A Oregon St.	65 89							185	N Utah St.	78 68	
									199	H Prairie View	79 38	
									213	A Nevada	65 52	
									235	H Navy	59 43	
									275	H Colorado St.	59 40	
									286	H Samford	81 39	
									307	H San Jose St.	76 64	
LAST 12 Division I GAMES:												
142	H Washington St.	72 61	22	A Oregon St.	65 89							
68	A Arizona	51 63	39	H California	60 80							
17	A Arizona St.	49 66	4	H Stanford	69 80							
51	H Southern California	81 76	59	A Utah	59 78							
31	H UCLA	60 64	142	A Washington St.	48 74							
6	A Oregon	43 102	168	A Washington	58 68							

Non-Div I Games:

Colorado

Loss, Non-Conf, S Site, H Home A Away N Neutral

Average RPI Win:	233	WON-LOST	WINNING	LAST 10	STRENGTH OF	OPP. STRENGTH	TEAM	ADJ.	CONF.	ADJ CONF.
Average RPI Loss:	128	RECORD	PCT. RANK	GAMES	SCHEDULE	OF SCHEDULE	RPI	RPI	RPI	RPI
DIV. I ONLY	6- 17	293	0- 1	120	137	275	275	15	15	
DIV. I NON-CONF.	4- 5	190	0- 0	46	122	162	162	14	14	
TOTALS	RPI 1-25	RPI 26-50	W-L RECORDS	RPI 51-100	RPI 101-150	RPI 150+				
6- 17	0- 2	0- 4	OVERALL	0- 1	0- 4	6- 6				
6- 7	0- 1	0- 1	HOME	0- 0	0- 2	6- 3				
0- 10	0- 1	0- 3	AWAY	0- 1	0- 2	0- 3				
0- 0	0- 0	0- 0	NEUTRAL	0- 0	0- 0	0- 0				
4- 5	0- 2	0- 1	NON-CONFERENCE	0- 0	0- 2	4- 0				
4- 2	0- 1	0- 0	HOME	0- 0	0- 1	4- 0				
0- 3	0- 1	0- 1	AWAY	0- 0	0- 1	0- 0				
0- 0	0- 0	0- 0	NEUTRAL	0- 0	0- 0	0- 0				
2- 12	0- 0	0- 3	CONFERENCE	0- 1	0- 2	2- 6				
2- 5	0- 0	0- 1	HOME	0- 0	0- 1	2- 3				
0- 7	0- 0	0- 2	AWAY	0- 1	0- 1	0- 3				
0- 0	0- 0	0- 0	NEUTRAL	0- 0	0- 0	0- 0				

RPI S	Opponent	Score	RPI S	Opponent	Score	RPI S	Opponent	Score	RPI S	Opponent	Score	Team's RPI: 275
14	A Gonzaga	39 50	30	A BYU	42 51	58	A Boise St.	57 70	110	A Fresno St.	54 57	
17	H Arizona St.	39 70	47	A Wyoming	32 56				110	H Fresno St.	55 66	
			47	H Wyoming	49 60				114	H Northern Colo.	47 53	
			49	A New Mexico	58 70				149	A Colorado	40 59	
									160	H Denver	84 79	
									185	H Utah St.	53 72	
									205	H UNLV	52 49	
									213	A Nevada	57 68	
									213	H Nevada	38 62	
									220	H Cornell	56 53	
									224	A San Diego St.	45 54	
									251	H Northern Ariz.	65 54	
									268	H North Florida	61 59	
									292	A Air Force	48 63	
									292	H Air Force	55 48	
									307	H San Jose St.	70 78	
LAST 12 Division I GAMES:												
47	A Wyoming	32 56	58	A Boise St.	57 70							
307	H San Jose St.	70 78	110	A Fresno St.	54 57							
224	A San Diego St.	45 54	213	H Nevada	38 62							
47	H Wyoming	49 60	185	H Utah St.	53 72							
213	A Nevada	57 68	49	A New Mexico	58 70							
292	H Air Force	55 48	292	A Air Force	48 63							

Non-Div I Games: Chadron St. 91 38 Eastern N.M. 72 46

Colorado St.

Loss, Non-Conf, S Site, H Home A Away N Neutral

Average RPI Win: <b>207</b>	WON-LOST	WINNING	LAST 10	STRENGTH OF	OPP. STRENGTH	TEAM	ADJ.	CONF.	ADJ CONF.
Average RPI Loss: <b>160</b>	RECORD	PCT. RANK	GAMES	SCHEDULE	OF SCHEDULE	RPI	RPI	RPI	RPI
DIV. I ONLY	7- 16	274	0- 1	139	207	238	238	11	11
DIV. I NON-CONF.	4- 9	252	0- 0	222	285	264	264	11	11
TOTALS	RPI 1-25	RPI 26-50	W-L RECORDS	RPI 51-100	RPI 101-150	RPI 150+			
7- 16	0- 0	0- 0	OVERALL	1- 5	0- 3	6- 8			
4- 6	0- 0	0- 0	HOME	1- 3	0- 0	3- 3			
3- 10	0- 0	0- 0	AWAY	0- 2	0- 3	3- 5			
0- 0	0- 0	0- 0	NEUTRAL	0- 0	0- 0	0- 0			
4- 9	0- 0	0- 0	NON-CONFERENCE	0- 1	0- 2	4- 6			
2- 3	0- 0	0- 0	HOME	0- 1	0- 0	2- 2			
2- 6	0- 0	0- 0	AWAY	0- 0	0- 2	2- 4			
0- 0	0- 0	0- 0	NEUTRAL	0- 0	0- 0	0- 0			
3- 7	0- 0	0- 0	CONFERENCE	1- 4	0- 1	2- 2			
2- 3	0- 0	0- 0	HOME	1- 2	0- 0	1- 1			
1- 4	0- 0	0- 0	AWAY	0- 2	0- 1	1- 1			
0- 0	0- 0	0- 0	NEUTRAL	0- 0	0- 0	0- 0			

RPI S	Opponent	Score	RPI S	Opponent	Score	RPI S	Opponent	Score	RPI S	Opponent	Score	Team's RPI: 238
						64	A Penn	56 79	112	A Yale	61 69	
						64	H Penn	60 72	121	A Fordham	49 68	
						76	A Princeton	59 65	122	A Boston College	60 74	
						76	H Princeton	64 79	152	A Mercer	72 68	
						82	H Harvard	75 65	194	A Milwaukee	65 78	
						97	H Houston	72 83	197	A Illinois	69 76	
									204	H Dartmouth	69 70	
									208	H Hampton	88 63	
									220	A Cornell	51 60	
									220	H Cornell	65 57	
									241	A Hofstra	65 63	
									242	A Saint Joseph's	61 68	
									247	H Albany (NY)	58 62	
									253	A Colgate	71 84	
									269	H Cal St. Fullerton	58 61	
									271	H Army West Point	70 49	
									276	A Brown	83 81	
LAST 12 Division I GAMES:												
			76	A Princeton	59 65	64	H Penn	60 72				
			64	A Penn	56 79	76	H Princeton	64 79				
			276	A Brown	83 81	220	H Cornell	65 57				
			112	A Yale	61 69	220	A Cornell	51 60				
			204	H Dartmouth	69 70	152	A Mercer	72 68				
			82	H Harvard	75 65	208	H Hampton	88 63				

Non-Div I Games:

Columbia

■ Loss, 
 ■ Non-Conf, 
 ■ S Site, 
 ■ H Home 
 ■ A Away 
 N Neutral





















































Average RPI Win:	343	WON-LOST	WINNING	LAST 10	STRENGTH OF	OPP. STRENGTH	TEAM	ADJ.	CONF.	ADJ CONF.
Average RPI Loss:	192	RECORD	PCT. RANK	GAMES	SCHEDULE	OF SCHEDULE	RPI	RPI	RPI	RPI
DIV. I ONLY	2- 23	347	0- 1	162	339	331	331	32	32	
DIV. I NON-CONF.	0- 12	336	0- 0	14	178	240	240	32	32	
TOTALS	RPI 1-25	RPI 26-50	W-L RECORDS	RPI 51-100	RPI 101-150	RPI 150+				
2- 23	0- 2	0- 1	OVERALL	0- 3	0- 3	2- 14				
1- 7	0- 0	0- 0	HOME	0- 0	0- 0	1- 7				
1- 15	0- 2	0- 1	AWAY	0- 3	0- 2	1- 7				
0- 1	0- 0	0- 0	NEUTRAL	0- 0	0- 1	0- 0				
0- 12	0- 2	0- 1	NON-CONFERENCE	0- 3	0- 3	0- 3				
0- 1	0- 0	0- 0	HOME	0- 0	0- 0	0- 1				
0- 10	0- 2	0- 1	AWAY	0- 3	0- 2	0- 2				
0- 1	0- 0	0- 0	NEUTRAL	0- 0	0- 1	0- 0				
2- 11	0- 0	0- 0	CONFERENCE	0- 0	0- 0	2- 11				
1- 6	0- 0	0- 0	HOME	0- 0	0- 0	1- 6				
1- 5	0- 0	0- 0	AWAY	0- 0	0- 0	1- 5				
0- 0	0- 0	0- 0	NEUTRAL	0- 0	0- 0	0- 0				

RPI S	Opponent	Score	RPI S	Opponent	Score	RPI S	Opponent	Score	RPI S	Opponent	Score	Team's RPI: 331
7	A Mississippi St.	38 110	32	A Ohio	62 87	69	A West Virginia	37 78	104	N UAB	61 86	
13	A Maryland	36 93				73	A FGCU	61 93	105	A Minnesota	52 84	
						89	A Old Dominion	51 81	107	A Virginia	41 55	
									189	A N.C. A&T	42 66	
									195	A UMES	54 74	
									206	A Marshall	67 88	
									209	H Bethune-Cookman	65 71	
									227	H Howard	81 88	
									261	A Niagara	69 71	
									265	H Norfolk St.	63 68	
									303	H Morgan St.	57 74	
									310	A South Carolina St.	55 60	
									310	H South Carolina St.	59 75	
									314	H UMBC	52 57	
									336	A N.C. Central	57 62	
									341	A Delaware St.	71 57	
									345	H Florida A&M	73 53	
									349	A Savannah St.	57 68	
									349	H Savannah St.	70 76	
LAST 12 Division I GAMES:												
227	H Howard	81 88	345	H Florida A&M	73 53							
195	A UMES	54 74	189	A N.C. A&T	42 66							
310	A South Carolina St.	55 60	336	A N.C. Central	57 62							
349	A Savannah St.	57 68	310	H South Carolina St.	59 75							
303	H Morgan St.	57 74	265	H Norfolk St.	63 68							
209	H Bethune-Cookman	65 71	341	A Delaware St.	71 57							

Non-Div I Games:





Coppin St.

Average RPI Win: <b>256</b>	WON-LOST	WINNING	LAST 10	STRENGTH OF	OPP. STRENGTH	TEAM	ADJ.	CONF.	ADJ CONF.
Average RPI Loss: <b>144</b>	RECORD	PCT. RANK	GAMES	SCHEDULE	OF SCHEDULE	RPI	RPI	RPI	RPI
DIV. I ONLY	9- 12	217	0- 1	206	225	220	220	11	11
DIV. I NON-CONF.	6- 5	143	0- 0	301	328	210	210	11	11
<hr/>									
TOTALS	RPI 1-25	RPI 26-50	W-L RECORDS	RPI 51-100	RPI 101-150	RPI 150+			
9- 12	0- 0	0- 0	OVERALL	0- 5	1- 2	8- 5			
6- 4	0- 0	0- 0	HOME	0- 3	0- 0	6- 1			
3- 8	0- 0	0- 0	AWAY	0- 2	1- 2	2- 4			
0- 0	0- 0	0- 0	NEUTRAL	0- 0	0- 0	0- 0			
6- 5	0- 0	0- 0	NON-CONFERENCE	0- 0	0- 2	6- 3			
5- 0	0- 0	0- 0	HOME	0- 0	0- 0	5- 0			
1- 5	0- 0	0- 0	AWAY	0- 0	0- 2	1- 3			
0- 0	0- 0	0- 0	NEUTRAL	0- 0	0- 0	0- 0			
3- 7	0- 0	0- 0	CONFERENCE	0- 5	1- 0	2- 2			
1- 4	0- 0	0- 0	HOME	0- 3	0- 0	1- 1			
2- 3	0- 0	0- 0	AWAY	0- 2	1- 0	1- 1			
0- 0	0- 0	0- 0	NEUTRAL	0- 0	0- 0	0- 0			

RPI 1-25			RPI 26-50			RPI 51-100			RPI 101+			Team's RPI: 220
RPI	S	Opponent	Score	RPI	S	Opponent	Score	RPI	S	Opponent	Score	
						64  Penn	58  69	105  Minnesota	45  65			
						64  Penn	46  59	112  Yale	43 41			
						76  Princeton	64  68	139  Lehigh	54  67			
						76  Princeton	46  75	157  Stony Brook	61  63			
						82  Harvard	61  68	204  Dartmouth	56  63			
								208  Hampton	79 53			
								234  St. Bonaventure	58 44			
								238  Columbia	57  65			
								238  Columbia	60 51			
								246  Binghamton	61  72			
								247  Albany (NY)	48 34			
								275  Colorado St.	53  56			
								276  Brown	65 53			
								323  UMass Lowell	63 54			
								326  Lafayette	62 59			
								341  Delaware St.	94 59			
<hr/>												
LAST 12 Division I GAMES:												
64  Penn	58  69	76  Princeton	46  75									
76  Princeton	64  68	64  Penn	46  59									
112  Yale	43 41	238  Columbia	57  65									
276  Brown	65 53	238  Columbia	60 51									
82  Harvard	61  68	234  St. Bonaventure	58 44									
204  Dartmouth	56  63	208  Hampton	79 53									

Non-Div I Games:

Cornell

 Loss, 
  Non-Conf, S Site, 
  Home 
  Away 
 N Neutral

Creighton

Through Games Of Feb. 23, 2019

Average RPI Win:	165	WON-LOST	WINNING	LAST 10	STRENGTH OF	OPP. STRENGTH	TEAM	ADJ.	CONF.	ADJ CONF.
Average RPI Loss:	61	RECORD	PCT. RANK	GAMES	SCHEDULE	OF SCHEDULE	RPI	RPI	RPI	RPI
DIV. I ONLY	13- 14	183	1- 0	53	53	101	101	6	6	
DIV. I NON-CONF.	6- 5	143	0- 0	87	56	93	93	4	4	
TOTALS	RPI 1-25	RPI 26-50	W-L RECORDS	RPI 51-100	RPI 101-150	RPI 150+				
13- 14	0- 3	1- 4	OVERALL	3- 5	3- 2	6- 0				
5- 6	0- 1	0- 2	HOME	2- 2	1- 1	2- 0				
6- 8	0- 2	1- 2	AWAY	1- 3	1- 1	3- 0				
2- 0	0- 0	0- 0	NEUTRAL	0- 0	1- 0	1- 0				
6- 5	0- 2	0- 2	NON-CONFERENCE	1- 1	1- 0	4- 0				
2- 2	0- 1	0- 1	HOME	1- 0	0- 0	1- 0				
2- 3	0- 1	0- 1	AWAY	0- 1	0- 0	2- 0				
2- 0	0- 0	0- 0	NEUTRAL	0- 0	1- 0	1- 0				
7- 9	0- 1	1- 2	CONFERENCE	2- 4	2- 2	2- 0				
3- 4	0- 0	0- 1	HOME	1- 2	1- 1	1- 0				
4- 5	0- 1	1- 1	AWAY	1- 2	1- 1	1- 0				
0- 0	0- 0	0- 0	NEUTRAL	0- 0	0- 0	0- 0				

RPI S	Opponent	Score	RPI S	Opponent	Score	RPI S	Opponent	Score	RPI S	Opponent	Score	Team's RPI: 101
10	A Marquette	67 85	28	A DePaul	85 82	55	A Villanova	62 67	111	A Providence	73 64	
19	A Florida St.	52 71	33	H South Dakota	65 77	55	H Villanova	52 54	111	H Providence	63 77	
23	H Drake	69 85	36	A South Dakota St.	48 74	79	H Nebraska	74 65	130	N South Fla.	83 76	
			50	A Butler	46 66	80	A UNI	55 65	133	A Seton Hall	75 82	
			50	H Butler	43 75	93	A St. John's (NY)	65 63	133	H Seton Hall	80 71	
						93	H St. John's (NY)	45 51	188	A Xavier	53 52	
						99	A Georgetown	53 62	188	H Xavier	66 62	
						99	H Georgetown	65 38	203	N Vanderbilt	75 55	
									252	A Wichita St.	83 71	
									317	A North Dakota St.	86 51	
									321	H Omaha	66 51	
LAST 12 Division I GAMES:												
111	A Providence	73 64	99	A Georgetown	53 62							
188	A Xavier	53 52	111	H Providence	63 77							
50	A Butler	46 66	50	H Butler	43 75							
133	H Seton Hall	80 71	188	H Xavier	66 62							
93	H St. John's (NY)	45 51	93	A St. John's (NY)	65 63							
55	A Villanova	62 67	133	A Seton Hall	75 82							

Non-Div I Games:

Creighton

Loss, Non-Conf, S Site, H Home A Away N Neutral

Average RPI Win:	252	WON-LOST	WINNING	LAST 10	STRENGTH OF	OPP. STRENGTH	TEAM	ADJ.	CONF.	ADJ CONF.
Average RPI Loss:	134	RECORD	PCT. RANK	GAMES	SCHEDULE	OF SCHEDULE	RPI	RPI	RPI	RPI
DIV. I ONLY	12- 11	159	0- 1	276	162	204	204	11	11	
DIV. I NON-CONF.	7- 6	153	0- 1	321	228	254	254	11	11	
TOTALS	RPI 1-25	RPI 26-50	W-L RECORDS	RPI 51-100	RPI 101-150	RPI 150+				
12- 11	0- 0	0- 1	OVERALL	0- 5	1- 2	11- 3				
7- 4	0- 0	0- 1	HOME	0- 3	1- 0	6- 0				
5- 5	0- 0	0- 0	AWAY	0- 1	0- 2	5- 2				
0- 2	0- 0	0- 0	NEUTRAL	0- 1	0- 0	0- 1				
7- 6	0- 0	0- 1	NON-CONFERENCE	0- 1	0- 1	7- 3				
5- 1	0- 0	0- 1	HOME	0- 0	0- 0	5- 0				
2- 3	0- 0	0- 0	AWAY	0- 0	0- 1	2- 2				
0- 2	0- 0	0- 0	NEUTRAL	0- 1	0- 0	0- 1				
5- 5	0- 0	0- 0	CONFERENCE	0- 4	1- 1	4- 0				
2- 3	0- 0	0- 0	HOME	0- 3	1- 0	1- 0				
3- 2	0- 0	0- 0	AWAY	0- 1	0- 1	3- 0				
0- 0	0- 0	0- 0	NEUTRAL	0- 0	0- 0	0- 0				

RPI 1-25			RPI 26-50			RPI 51-100			RPI 101+ Team's RPI: 204		
RPI	S	Opponent	Score	RPI	S	Opponent	Score	RPI	S	Opponent	Score
				46	H	Buffalo	69 75	62	N	Middle Tenn.	58 70
								64	H	Penn	44 60
								76	H	Princeton	75 82
								82	A	Harvard	46 56
								82	H	Harvard	57 73
								112	A	Yale	49 64
								112	H	Yale	56 54
								122	A	Boston College	68 99
								155	H	Boston U.	64 44
								220	A	Cornell	63 56
								238	A	Columbia	70 69
								246	H	Binghamton	63 39
								256	A	San Diego	76 78
								269	A	Cal St. Fullerton	62 67
								276	A	Brown	81 61
								276	H	Brown	78 43
								282	A	Vermont	66 42
								290	H	Fairfield	59 46
								296	H	Loyola Maryland	54 41
								298	N	UC Santa Barbara	56 62
								309	A	New Hampshire	62 42
								323	H	UMass Lowell	70 54
LAST 12 Division I GAMES:											
298	N	UC Santa Barbara	56 62	220	A	Cornell	63 56				
276	H	Brown	78 43	112	A	Yale	49 64				
112	H	Yale	56 54	276	A	Brown	81 61				
76	H	Princeton	75 82	82	H	Harvard	57 73				
64	H	Penn	44 60	82	A	Harvard	46 56				
238	A	Columbia	70 69	246	H	Binghamton	63 39				

Non-Div I Games:

Dartmouth

■ Loss, 
■ Non-Conf, 
■ S Site, 
■ H Home 
■ A Away 
N Neutral

Average RPI Win:	207	WON-LOST	WINNING	LAST 10	STRENGTH OF	OPP. STRENGTH	TEAM	ADJ.	CONF.	ADJ CONF.
Average RPI Loss:	152	RECORD	PCT. RANK	GAMES	SCHEDULE	OF SCHEDULE	RPI	RPI	RPI	RPI
DIV. I ONLY	15- 11	130	1- 0	197	168	140	140	17	17	
DIV. I NON-CONF.	5- 7	206	0- 0	145	146	163	163	16	16	
TOTALS	RPI 1-25	RPI 26-50	W-L RECORDS	RPI 51-100	RPI 101-150	RPI 150+				
15- 11	0- 1	1- 0	OVERALL	0- 1	3- 4	11- 5				
8- 3	0- 0	0- 0	HOME	0- 0	1- 2	7- 1				
7- 8	0- 1	1- 0	AWAY	0- 1	2- 2	4- 4				
0- 0	0- 0	0- 0	NEUTRAL	0- 0	0- 0	0- 0				
5- 7	0- 1	1- 0	NON-CONFERENCE	0- 1	1- 2	3- 3				
3- 1	0- 0	0- 0	HOME	0- 0	1- 1	2- 0				
2- 6	0- 1	1- 0	AWAY	0- 1	0- 1	1- 3				
0- 0	0- 0	0- 0	NEUTRAL	0- 0	0- 0	0- 0				
10- 4	0- 0	0- 0	CONFERENCE	0- 0	2- 2	8- 2				
5- 2	0- 0	0- 0	HOME	0- 0	0- 1	5- 1				
5- 2	0- 0	0- 0	AWAY	0- 0	2- 1	3- 1				
0- 0	0- 0	0- 0	NEUTRAL	0- 0	0- 0	0- 0				

RPI 1-25				RPI 26-50				RPI 51-100				RPI 101+ Team's RPI: 140			
RPI	S	Opponent	Score	RPI	S	Opponent	Score	RPI	S	Opponent	Score	RPI	S	Opponent	Score
9	A	NC State	45 75	42	A	Clemson	90 80	76	A	Princeton	57 65	113	A	Dayton	69 83
												119	A	Charlotte	66 78
												120	H	High Point	71 62
												121	A	Fordham	60 56
												121	H	Fordham	42 58
												143	H	Appalachian St.	78 81
												150	A	Duquesne	62 47
												173	H	William & Mary	76 65
												182	A	UNC Asheville	56 69
												190	A	George Washington	62 42
												191	H	Saint Louis	60 57
												210	A	Elon	72 73
												211	H	George Mason	67 59
												226	A	Gardner-Webb	49 54
												233	A	Massachusetts	64 49
												233	H	Massachusetts	58 70
												234	H	St. Bonaventure	67 55
												242	A	Saint Joseph's	54 66
												255	A	Rhode Island	77 67
												270	H	Richmond	78 55
												289	H	La Salle	80 61
												299	A	Charleston So.	72 34
												330	H	Presbyterian	83 56
LAST 12 Division I GAMES:															
191	H	Saint Louis	60 57	289	H	La Salle	80 61	190	A	George Washington	62 42	121	A	Fordham	60 56
113	A	Dayton	69 83	233	H	Massachusetts	58 70	270	H	Richmond	78 55	255	A	Rhode Island	77 67
233	A	Massachusetts	64 49	242	A	Saint Joseph's	54 66								
121	H	Fordham	42 58												
234	H	St. Bonaventure	67 55												

Non-Div I Games: Queens (NC) 80 47

Davidson

■ Loss, 
 ■ Non-Conf, 
 ■ S Site, 
 ■ H Home 
 ■ A Away 
 N Neutral



Average RPI Win:	<b>194</b>	WON-LOST	WINNING	LAST 10	STRENGTH OF	OPP. STRENGTH	TEAM	ADJ.	CONF.	ADJ CONF.
Average RPI Loss:	<b>92</b>	RECORD	PCT. RANK	GAMES	SCHEDULE	OF SCHEDULE	RPI	RPI	RPI	RPI
DIV. I ONLY	<b>14- 10</b>	<b>124</b>	<b>1- 0</b>	<b>119</b>	<b>106</b>	<b>113</b>	<b>113</b>	<b>17</b>	<b>17</b>	
DIV. I NON-CONF.	<b>5- 6</b>	<b>177</b>	<b>0- 0</b>	<b>23</b>	<b>32</b>	<b>89</b>	<b>89</b>	<b>16</b>	<b>16</b>	
TOTALS	RPI 1-25	RPI 26-50	W-L RECORDS	RPI 51-100	RPI 101-150	RPI 150+				
14- 10	0- 2	2- 1	OVERALL	1- 3	2- 2	9- 2				
11- 1	0- 0	1- 0	HOME	1- 1	2- 0	7- 0				
2- 8	0- 2	0- 1	AWAY	0- 1	0- 2	2- 2				
1- 1	0- 0	1- 0	NEUTRAL	0- 1	0- 0	0- 0				
5- 6	0- 2	2- 1	NON-CONFERENCE	1- 3	0- 0	2- 0				
4- 1	0- 0	1- 0	HOME	1- 1	0- 0	2- 0				
0- 4	0- 2	0- 1	AWAY	0- 1	0- 0	0- 0				
1- 1	0- 0	1- 0	NEUTRAL	0- 1	0- 0	0- 0				
9- 4	0- 0	0- 0	CONFERENCE	0- 0	2- 2	7- 2				
7- 0	0- 0	0- 0	HOME	0- 0	2- 0	5- 0				
2- 4	0- 0	0- 0	AWAY	0- 0	0- 2	2- 2				
0- 0	0- 0	0- 0	NEUTRAL	0- 0	0- 0	0- 0				

RPI 1-25				RPI 26-50				RPI 51-100				RPI 101+ Team's RPI: 113			
RPI	S	Opponent	Score	RPI	S	Opponent	Score	RPI	S	Opponent	Score	RPI	S	Opponent	Score
13	A	Maryland	71 <b>82</b>	35	N	Georgia Tech	85 66	57	N	Virginia Tech	57 <b>69</b>	103	A	VCU	62 <b>64</b>
21	A	South Carolina	55 <b>65</b>	38	A	James Madison	55 <b>68</b>	74	A	Green Bay	35 <b>51</b>	121	H	Fordham	72 50
				46	H	Buffalo	72 59	78	H	Toledo	70 49	140	H	Davidson	83 69
								87	H	Northeastern	79 <b>84</b>	150	A	Duquesne	57 <b>85</b>
												190	A	George Washington	45 <b>46</b>
												190	H	George Washington	62 53
												191	A	Saint Louis	65 <b>68</b>
												233	H	Massachusetts	75 47
												234	A	St. Bonaventure	62 49
												242	H	Saint Joseph's	72 65
												253	H	Colgate	67 58
												255	A	Rhode Island	74 62
												270	H	Richmond	71 50
												289	H	La Salle	84 45
												333	H	Evansville	69 30
LAST 12 Division I GAMES:															
140	H	Davidson	83 69	242	H	Saint Joseph's	72 65								
190	H	George Washington	62 53	191	A	Saint Louis	65 <b>68</b>								
103	A	VCU	62 <b>64</b>	121	H	Fordham	72 50								
150	A	Duquesne	57 <b>85</b>	234	A	St. Bonaventure	62 49								
270	H	Richmond	71 50	190	A	George Washington	45 <b>46</b>								
255	A	Rhode Island	74 62	233	H	Massachusetts	75 47								

Non-Div I Games:

Dayton

■ Loss, 
 ■ Non-Conf, 
 ■ S Site, 
 ■ H Home 
 ■ A Away 
 N Neutral

Average RPI Win:	132	WON-LOST	WINNING	LAST 10	STRENGTH OF	OPP. STRENGTH	TEAM	ADJ.	CONF.	ADJ CONF.
Average RPI Loss:	39	RECORD	PCT. RANK	GAMES	SCHEDULE	OF SCHEDULE	RPI	RPI	RPI	RPI
DIV. I ONLY	20- 7	51	1- 0	47	23	28	28	6	6	
DIV. I NON-CONF.	9- 3	61	0- 0	82	10	40	40	4	4	
TOTALS	RPI 1-25	RPI 26-50	W-L RECORDS	RPI 51-100	RPI 101-150	RPI 150+				
20- 7	0- 5	2- 0	OVERALL	8- 0	4- 2	6- 0				
10- 4	0- 2	0- 0	HOME	4- 0	2- 2	4- 0				
8- 2	0- 2	1- 0	AWAY	3- 0	2- 0	2- 0				
2- 1	0- 1	1- 0	NEUTRAL	1- 0	0- 0	0- 0				
9- 3	0- 3	1- 0	NON-CONFERENCE	2- 0	2- 0	4- 0				
5- 1	0- 1	0- 0	HOME	1- 0	1- 0	3- 0				
2- 1	0- 1	0- 0	AWAY	0- 0	1- 0	1- 0				
2- 1	0- 1	1- 0	NEUTRAL	1- 0	0- 0	0- 0				
11- 4	0- 2	1- 0	CONFERENCE	6- 0	2- 2	2- 0				
5- 3	0- 1	0- 0	HOME	3- 0	1- 2	1- 0				
6- 1	0- 1	1- 0	AWAY	3- 0	1- 0	1- 0				
0- 0	0- 0	0- 0	NEUTRAL	0- 0	0- 0	0- 0				

RPI 1-25				RPI 26-50				Team's RPI: 28				RPI 51-100				RPI 101+			
RPI	S	Opponent	Score	RPI	S	Opponent	Score	RPI	S	Opponent	Score	RPI	S	Opponent	Score	RPI	S	Opponent	Score
1	H	Notre Dame	77 101	37	N	Kansas St.	79 59	55	A	Villanova	66 59	101	H	Creighton	82 85				
5	A	UConn	63 99	50	A	Butler	86 78	55	H	Villanova	93 70	111	H	Providence	88 62				
10	A	Marquette	63 96					74	H	Green Bay	73 64	117	H	Northwestern	76 60				
10	H	Marquette	87 93					76	N	Princeton	82 67	133	A	Seton Hall	94 85				
11	N	Syracuse	81 83					93	A	St. John's (NY)	70 62	133	H	Seton Hall	73 84				
								93	H	St. John's (NY)	73 64	134	A	Oklahoma	87 76				
								99	A	Georgetown	69 64	162	H	Temple	102 88				
								99	H	Georgetown	76 71	188	A	Xavier	73 71				
												188	H	Xavier	81 48				
												239	A	Loyola Chicago	102 76				
												297	H	Tennessee St.	95 73				
												349	H	Savannah St.	124 61				
LAST 12 Division I GAMES:																			
188	H	Xavier	81 48	188	A	Xavier	73 71												
93	A	St. John's (NY)	70 62	50	A	Butler	86 78												
133	A	Seton Hall	94 85	133	H	Seton Hall	73 84												
99	H	Georgetown	76 71	93	H	St. John's (NY)	73 64												
55	H	Villanova	93 70	55	A	Villanova	66 59												
10	H	Marquette	87 93	99	A	Georgetown	69 64												

Non-Div I Games:

DePaul

■ Loss, 
 ■ Non-Conf, 
 ■ S Site, 
 ■ H Home 
 ■ A Away 
 N Neutral

Delaware

Through Games Of Feb. 23, 2019

Average RPI Win:	228	WON-LOST	WINNING	LAST 10	STRENGTH OF	OPP. STRENGTH	TEAM	ADJ.	CONF.	ADJ CONF.
Average RPI Loss:	94	RECORD	PCT. RANK	GAMES	SCHEDULE	OF SCHEDULE	RPI	RPI	RPI	RPI
DIV. I ONLY	13- 12	160	1- 0	109	164	147	147	10	10	
DIV. I NON-CONF.	5- 7	206	1- 0	114	277	189	189	10	10	
TOTALS	RPI 1-25	RPI 26-50	W-L RECORDS	RPI 51-100	RPI 101-150	RPI 150+				
13- 12	0- 2	0- 1	OVERALL	1- 4	1- 2	11- 3				
6- 5	0- 2	0- 1	HOME	1- 1	1- 1	4- 0				
5- 5	0- 0	0- 0	AWAY	0- 3	0- 0	5- 2				
2- 2	0- 0	0- 0	NEUTRAL	0- 0	0- 1	2- 1				
5- 7	0- 2	0- 0	NON-CONFERENCE	0- 1	0- 1	5- 3				
2- 2	0- 2	0- 0	HOME	0- 0	0- 0	2- 0				
1- 3	0- 0	0- 0	AWAY	0- 1	0- 0	1- 2				
2- 2	0- 0	0- 0	NEUTRAL	0- 0	0- 1	2- 1				
8- 5	0- 0	0- 1	CONFERENCE	1- 3	1- 1	6- 0				
4- 3	0- 0	0- 1	HOME	1- 1	1- 1	2- 0				
4- 2	0- 0	0- 0	AWAY	0- 2	0- 0	4- 0				
0- 0	0- 0	0- 0	NEUTRAL	0- 0	0- 0	0- 0				

RPI 1-25				RPI 26-50				RPI 51-100				RPI 101+ Team's RPI: 147			
RPI	S	Opponent	Score	RPI	S	Opponent	Score	RPI	S	Opponent	Score	RPI	S	Opponent	Score
13	H	Maryland	53 77	38	H	James Madison	43 68	63	A	Drexel	41 58	109	H	Towson	48 56
15	H	UCF	60 71					63	H	Drexel	40 57	124	H	UNCW	65 53
								80	A	UNI	67 79	136	N	Montana St.	60 69
								87	A	Northeastern	62 75	155	A	Boston U.	61 72
								87	H	Northeastern	77 63	158	N	Bradley	47 59
												172	N	Nicholls St.	71 56
												173	A	William & Mary	70 59
												210	A	Elon	74 63
												211	A	George Mason	46 72
												226	H	Gardner-Webb	69 45
												241	A	Hofstra	78 59
												241	H	Hofstra	57 47
												242	H	Saint Joseph's	48 39
												293	A	Col. of Charleston	72 60
												293	H	Col. of Charleston	74 50
												326	N	Lafayette	65 47
												341	A	Delaware St.	85 77
LAST 12 Division I GAMES:															
326	N	Lafayette	65 47	210	A	Elon	74 63	173	A	William & Mary	70 59	293	H	Col. of Charleston	74 50
172	N	Nicholls St.	71 56	87	H	Northeastern	77 63	124	H	UNCW	65 53	87	A	Northeastern	62 75
293	A	Col. of Charleston	72 60	63	A	Drexel	41 58	241	A	Hofstra	78 59				

Non-Div I Games:

Delaware

Loss, Non-Conf, S Site, H Home A Away N Neutral

Average RPI Win:	293	WON-LOST	WINNING	LAST 10	STRENGTH OF	OPP. STRENGTH	TEAM	ADJ.	CONF.	ADJ CONF.
Average RPI Loss:	209	RECORD	PCT. RANK	GAMES	SCHEDULE	OF SCHEDULE	RPI	RPI	RPI	RPI
DIV. I ONLY	3- 18	334	1- 0	260	346	341	341	32	32	
DIV. I NON-CONF.	0- 9	336	0- 0	119	206	322	322	32	32	
TOTALS	RPI 1-25	RPI 26-50	W-L RECORDS	RPI 51-100	RPI 101-150	RPI 150+				
3- 18	0- 0	0- 1	OVERALL	0- 1	0- 2	3- 14				
3- 5	0- 0	0- 1	HOME	0- 0	0- 1	3- 3				
0- 13	0- 0	0- 0	AWAY	0- 1	0- 1	0- 11				
0- 0	0- 0	0- 0	NEUTRAL	0- 0	0- 0	0- 0				
0- 9	0- 0	0- 1	NON-CONFERENCE	0- 1	0- 2	0- 5				
0- 2	0- 0	0- 1	HOME	0- 0	0- 1	0- 0				
0- 7	0- 0	0- 0	AWAY	0- 1	0- 1	0- 5				
0- 0	0- 0	0- 0	NEUTRAL	0- 0	0- 0	0- 0				
3- 9	0- 0	0- 0	CONFERENCE	0- 0	0- 0	3- 9				
3- 3	0- 0	0- 0	HOME	0- 0	0- 0	3- 3				
0- 6	0- 0	0- 0	AWAY	0- 0	0- 0	0- 6				
0- 0	0- 0	0- 0	NEUTRAL	0- 0	0- 0	0- 0				

RPI S	Opponent	Score	RPI S	Opponent	Score	RPI S	Opponent	Score	RPI S	Opponent	Score	Team's RPI: 341
38	H James Madison	57 103	93	A St. John's (NY)	44 82	103	A VCU	55 97	147	H Delaware	77 85	
						162	A Temple	61 75	188	A Xavier	59 80	
						189	A N.C. A&T	49 72	189	H N.C. A&T	47 67	
						195	H UMES	65 62	196	A Robert Morris	63 64	
						206	A Marshall	63 75	209	A Bethune-Cookman	55 67	
						220	A Cornell	59 94	227	A Howard	62 78	
						265	A Norfolk St.	50 63	310	H South Carolina St.	60 63	
						331	H Coppin St.	57 71	336	A N.C. Central	64 65	
						336	H N.C. Central	71 61	345	A Florida A&M	52 57	
						349	H Savannah St.	66 58	349	H Savannah St.	66 58	
LAST 12 Division I GAMES:												
195	H UMES	65 62	345	A Florida A&M	52 57							
336	A N.C. Central	64 65	209	A Bethune-Cookman	55 67							
189	A N.C. A&T	49 72	336	H N.C. Central	71 61							
310	H South Carolina St.	60 63	189	H N.C. A&T	47 67							
349	H Savannah St.	66 58	331	H Coppin St.	57 71							
227	A Howard	62 78	265	A Norfolk St.	50 63							

Non-Div I Games: Post 65 53 Cheyney 79 59

Delaware St.

■ Loss, 
 ■ Non-Conf, 
 ■ S Site, 
 ■ H Home 
 ■ A Away 
 N Neutral

Average RPI Win:	219	WON-LOST	WINNING	LAST 10	STRENGTH OF	OPP. STRENGTH	TEAM	ADJ.	CONF.	ADJ CONF.
Average RPI Loss:	148	RECORD	PCT. RANK	GAMES	SCHEDULE	OF SCHEDULE	RPI	RPI	RPI	RPI
DIV. I ONLY	15- 12	147	1- 0	192	200	160	160	19	19	
DIV. I NON-CONF.	7- 6	153	0- 0	167	190	158	158	19	19	
TOTALS	RPI 1-25	RPI 26-50	W-L RECORDS	RPI 51-100	RPI 101-150	RPI 150+				
15- 12	0- 0	1- 4	OVERALL	2- 1	1- 2	11- 5				
11- 2	0- 0	1- 1	HOME	2- 0	1- 0	7- 1				
4- 10	0- 0	0- 3	AWAY	0- 1	0- 2	4- 4				
0- 0	0- 0	0- 0	NEUTRAL	0- 0	0- 0	0- 0				
7- 6	0- 0	0- 1	NON-CONFERENCE	2- 1	1- 2	4- 2				
6- 1	0- 0	0- 0	HOME	2- 0	1- 0	3- 1				
1- 5	0- 0	0- 1	AWAY	0- 1	0- 2	1- 1				
0- 0	0- 0	0- 0	NEUTRAL	0- 0	0- 0	0- 0				
8- 6	0- 0	1- 3	CONFERENCE	0- 0	0- 0	7- 3				
5- 1	0- 0	1- 1	HOME	0- 0	0- 0	4- 0				
3- 5	0- 0	0- 2	AWAY	0- 0	0- 0	3- 3				
0- 0	0- 0	0- 0	NEUTRAL	0- 0	0- 0	0- 0				

RPI S	Opponent	Score	RPI S	Opponent	Score	RPI S	Opponent	Score	RPI S	Opponent	Score	Team's RPI: 160
33	A South Dakota	58 73	33	H South Dakota	104 99	60	H Lamar University	117 110	108	H Loyola Marymount	104 75	
36	A South Dakota St.	59 76	36	H South Dakota St.	67 83	79	A Nebraska	71 96	114	A Northern Colo.	66 74	
47	A Wyoming	74 78	47	A Wyoming	74 78	81	H American	83 54	146	A New Mexico St.	64 66	
									166	A Oral Roberts	66 74	
									166	H Oral Roberts	93 76	
									225	A Western Ill.	78 87	
									234	H St. Bonaventure	76 62	
									236	H UMKC	92 75	
									248	A North Dakota	92 91	
									248	H North Dakota	87 66	
									275	A Colorado St.	79 84	
									285	A Southern Utah	71 70	
									286	H Samford	83 87	
									292	H Air Force	92 66	
									317	A North Dakota St.	87 67	
									317	H North Dakota St.	81 54	
									321	A Omaha	95 68	
									334	A Purdue Fort Wayne	55 70	
									334	H Purdue Fort Wayne	82 62	
LAST 12 Division I GAMES:												
248	A North Dakota	92 91	334	A Purdue Fort Wayne	55 70							
33	A South Dakota	58 73	166	H Oral Roberts	93 76							
334	H Purdue Fort Wayne	82 62	317	H North Dakota St.	81 54							
317	A North Dakota St.	87 67	36	A South Dakota St.	59 76							
166	A Oral Roberts	66 74	248	H North Dakota	87 66							
36	H South Dakota St.	67 83	33	H South Dakota	104 99							

Non-Div I Games:

Denver

Detroit Mercy

Through Games Of Feb. 23, 2019

Average RPI Win:	319	WON-LOST	WINNING	LAST 10	STRENGTH OF	OPP. STRENGTH	TEAM	ADJ.	CONF.	ADJ CONF.
Average RPI Loss:	175	RECORD	PCT. RANK	GAMES	SCHEDULE	OF SCHEDULE	RPI	RPI	RPI	RPI
DIV. I ONLY	3- 23	343	0- 1	278	209	332	332	21	21	
DIV. I NON-CONF.	1- 9	326	0- 0	246	182	318	318	18	18	
TOTALS	RPI 1-25	RPI 26-50	W-L RECORDS	RPI 51-100	RPI 101-150	RPI 150+				
3- 23	0- 0	0- 2	OVERALL	0- 5	0- 4	3- 12				
1- 9	0- 0	0- 1	HOME	0- 1	0- 2	1- 5				
2- 14	0- 0	0- 1	AWAY	0- 4	0- 2	2- 7				
0- 0	0- 0	0- 0	NEUTRAL	0- 0	0- 0	0- 0				
1- 9	0- 0	0- 2	NON-CONFERENCE	0- 2	0- 0	1- 5				
0- 3	0- 0	0- 1	HOME	0- 0	0- 0	0- 2				
1- 6	0- 0	0- 1	AWAY	0- 2	0- 0	1- 3				
0- 0	0- 0	0- 0	NEUTRAL	0- 0	0- 0	0- 0				
2- 14	0- 0	0- 0	CONFERENCE	0- 3	0- 4	2- 7				
1- 6	0- 0	0- 0	HOME	0- 1	0- 2	1- 3				
1- 8	0- 0	0- 0	AWAY	0- 2	0- 2	1- 4				
0- 0	0- 0	0- 0	NEUTRAL	0- 0	0- 0	0- 0				

RPI S	Opponent	Score	RPI S	Opponent	Score	RPI S	Opponent	Score	RPI S	Opponent	Score	Team's RPI: 332
41	A Michigan	62 95	70	A Wright St.	59 78	125	A Youngstown St.	45 91				
43	H Miami (OH)	59 78	74	A Green Bay	37 82	125	H Youngstown St.	59 85				
			74	H Green Bay	40 65	128	A IUPUI	47 82				
			75	A Ohio St.	41 55	128	H IUPUI	41 58				
			78	A Toledo	60 77	194	A Milwaukee	34 59				
						194	H Milwaukee	44 62				
						201	A Eastern Mich.	53 60				
						216	A Bowling Green	73 79				
						239	A Loyola Chicago	43 52				
						250	A Northern Ky.	56 68				
						267	H Western Mich.	44 54				
						278	A Cleveland St.	51 67				
						278	H Cleveland St.	49 67				
						284	A Manhattan	58 56				
						308	A Oakland	67 74				
						308	H Oakland	65 76				
						321	H Omaha	42 51				
						337	A UIC	42 36				
						337	H UIC	62 45				
LAST 12 Division I GAMES:												
74	A Green Bay	37 82	278	A Cleveland St.	51 67							
194	A Milwaukee	34 59	70	A Wright St.	59 78							
128	H IUPUI	41 58	250	A Northern Ky.	56 68							
337	H UIC	62 45	194	H Milwaukee	44 62							
308	H Oakland	65 76	74	H Green Bay	40 65							
125	A Youngstown St.	45 91	337	A UIC	42 36							

Non-Div I Games: Mich.-Dearborn 68 60

Detroit Mercy

Loss, Non-Conf, S Site, H Home A Away N Neutral

## Drake

Through Games Of Feb. 23, 2019

Average RPI Win:	170	WON-LOST	WINNING	LAST 10	STRENGTH OF	OPP. STRENGTH	TEAM	ADJ.	CONF.	ADJ CONF.
Average RPI Loss:	26	RECORD	PCT. RANK	GAMES	SCHEDULE	OF SCHEDULE	RPI	RPI	RPI	RPI
DIV. I ONLY	19- 5	29	1- 0	54	84	23	23	13	13	
DIV. I NON-CONF.	7- 4	108	1- 0	6	3	12	12	15	15	
TOTALS	RPI 1-25	RPI 26-50	W-L RECORDS	RPI 51-100	RPI 101-150	RPI 150+				
19- 5	2- 3	1- 1	OVERALL	3- 1	1- 0	12- 0				
7- 2	0- 1	1- 0	HOME	1- 1	0- 0	5- 0				
10- 2	0- 1	0- 1	AWAY	2- 0	1- 0	7- 0				
2- 1	2- 1	0- 0	NEUTRAL	0- 0	0- 0	0- 0				
7- 4	2- 3	1- 1	NON-CONFERENCE	1- 0	1- 0	2- 0				
2- 1	0- 1	1- 0	HOME	0- 0	0- 0	1- 0				
3- 2	0- 1	0- 1	AWAY	1- 0	1- 0	1- 0				
2- 1	2- 1	0- 0	NEUTRAL	0- 0	0- 0	0- 0				
12- 1	0- 0	0- 0	CONFERENCE	2- 1	0- 0	10- 0				
5- 1	0- 0	0- 0	HOME	1- 1	0- 0	4- 0				
7- 0	0- 0	0- 0	AWAY	1- 0	0- 0	6- 0				
0- 0	0- 0	0- 0	NEUTRAL	0- 0	0- 0	0- 0				

RPI	S	Opponent	Score
1	N	Notre Dame	64 82
8	H	Iowa	82 91
12	A	Iowa St.	81 86
21	N	South Carolina	90 85
25	N	Rutgers	69 59

RPI	S	Opponent	Score
33	H	South Dakota	76 64
36	A	South Dakota St.	71 80

RPI	S	Opponent	Score
71	H	Missouri St.	79 85
79	A	Nebraska	83 77
80	A	UNI	88 64
80	H	UNI	76 61

RPI	S	Opponent	Score
101	A	Creighton	85 69
151	H	CSUN	73 63
154	H	Southern Ill.	94 66
158	A	Bradley	92 63
161	A	Illinois St.	82 64
192	A	Indiana St.	70 68
225	A	Western Ill.	98 71
239	A	Loyola Chicago	83 55
239	H	Loyola Chicago	69 60
312	A	Valparaiso	88 62
312	H	Valparaiso	84 53
333	A	Evansville	78 47
333	H	Evansville	66 39

## LAST 12 Division I GAMES:

21	N	South Carolina	90 85	154	H	Southern Ill.	94 66
1	N	Notre Dame	64 82	71	H	Missouri St.	79 85
333	H	Evansville	66 39	333	A	Evansville	78 47
80	H	UNI	76 61	192	A	Indiana St.	70 68
239	A	Loyola Chicago	83 55	80	A	UNI	88 64
312	A	Valparaiso	88 62	312	H	Valparaiso	84 53

Non-Div I Games: Clarke 91 43

Drake

Loss, Non-Conf, S Site, H Home A Away N Neutral

Average RPI Win: <b>200</b>	WON-LOST	WINNING	LAST 10	STRENGTH OF	OPP. STRENGTH	TEAM	ADJ.	CONF.	ADJ CONF.
Average RPI Loss: <b>67</b>	RECORD	PCT. RANK	GAMES	SCHEDULE	OF SCHEDULE	RPI	RPI	RPI	RPI
DIV. I ONLY	19- 5	29	1- 0	126	143	63	63	10	10
DIV. I NON-CONF.	8- 3	72	1- 0	142	256	90	90	10	10
TOTALS	RPI 1-25	RPI 26-50	W-L RECORDS	RPI 51-100	RPI 101-150	RPI 150+			
19- 5	0- 0	0- 1	OVERALL	3- 3	4- 1	12- 0			
8- 4	0- 0	0- 1	HOME	2- 2	2- 1	4- 0			
10- 0	0- 0	0- 0	AWAY	1- 0	2- 0	7- 0			
1- 1	0- 0	0- 0	NEUTRAL	0- 1	0- 0	1- 0			
8- 3	0- 0	0- 0	NON-CONFERENCE	1- 3	0- 0	7- 0			
3- 2	0- 0	0- 0	HOME	1- 2	0- 0	2- 0			
4- 0	0- 0	0- 0	AWAY	0- 0	0- 0	4- 0			
1- 1	0- 0	0- 0	NEUTRAL	0- 1	0- 0	1- 0			
11- 2	0- 0	0- 1	CONFERENCE	2- 0	4- 1	5- 0			
5- 2	0- 0	0- 1	HOME	1- 0	2- 1	2- 0			
6- 0	0- 0	0- 0	AWAY	1- 0	2- 0	3- 0			
0- 0	0- 0	0- 0	NEUTRAL	0- 0	0- 0	0- 0			

RPI 1-25				RPI 26-50				RPI 51-100				Team's RPI: 63		RPI 101+			
RPI	S	Opponent	Score	RPI	S	Opponent	Score	RPI	S	Opponent	Score			RPI	S	Opponent	Score
				38	H	James Madison	35 51	52	H	Bucknell	64 42			109	H	Towson	54 55
								53	H	Quinnipiac	52 56			124	A	UNCW	65 53
								64	H	Penn	39 55			124	H	UNCW	67 55
								70	N	Wright St.	63 71			147	A	Delaware	57 40
								87	A	Northeastern	61 59			147	H	Delaware	58 41
								87	H	Northeastern	76 45			173	A	William & Mary	62 58
														210	A	Elon	59 44
														226	H	Gardner-Webb	65 48
														241	A	Hofstra	61 49
														241	H	Hofstra	62 39
														242	H	Saint Joseph's	51 34
														270	A	Richmond	58 35
														272	N	Siena	51 39
														282	A	Vermont	60 44
														284	A	Manhattan	53 39
														289	A	La Salle	58 43
														293	H	Col. of Charleston	76 53
LAST 12 Division I GAMES:																	
				282	A	Vermont	60 44					210	A	Elon		59 44	
				124	A	UNCW	65 53					124	H	UNCW		67 55	
				87	H	Northeastern	76 45					293	H	Col. of Charleston		76 53	
				241	H	Hofstra	62 39					241	A	Hofstra		61 49	
				147	H	Delaware	58 41					87	A	Northeastern		61 59	
				173	A	William & Mary	62 58					147	A	Delaware		57 40	

Non-Div I Games:

Drexel

■ Loss, 
 ■ Non-Conf, S Site, 
 ■ Home 
 ■ Away 
 N Neutral



Average RPI Win:	144	WON-LOST	WINNING	LAST 10	STRENGTH OF	OPP. STRENGTH	TEAM	ADJ.	CONF.	ADJ CONF.
Average RPI Loss:	51	RECORD	PCT. RANK	GAMES	SCHEDULE	OF SCHEDULE	RPI	RPI	RPI	RPI
DIV. I ONLY	11- 14	209	0- 1	25	6	91	91	1	1	
DIV. I NON-CONF.	8- 4	91	0- 1	90	61	60	60	1	1	
TOTALS	RPI 1-25	RPI 26-50	W-L RECORDS	RPI 51-100	RPI 101-150	RPI 150+				
11- 14	0- 7	1- 2	OVERALL	2- 1	3- 3	5- 1				
7- 4	0- 3	0- 0	HOME	1- 1	3- 0	3- 0				
3- 8	0- 4	1- 1	AWAY	1- 0	0- 3	1- 0				
1- 2	0- 0	0- 1	NEUTRAL	0- 0	0- 0	1- 1				
8- 4	0- 1	0- 1	NON-CONFERENCE	2- 0	1- 1	5- 1				
5- 0	0- 0	0- 0	HOME	1- 0	1- 0	3- 0				
2- 2	0- 1	0- 0	AWAY	1- 0	0- 1	1- 0				
1- 2	0- 0	0- 1	NEUTRAL	0- 0	0- 0	1- 1				
3- 10	0- 6	1- 1	CONFERENCE	0- 1	2- 2	0- 0				
2- 4	0- 3	0- 0	HOME	0- 1	2- 0	0- 0				
1- 6	0- 3	1- 1	AWAY	0- 0	0- 2	0- 0				
0- 0	0- 0	0- 0	NEUTRAL	0- 0	0- 0	0- 0				

RPI 1-25				RPI 26-50				RPI 51-100 Team's RPI: 91				RPI 101+			
RPI	S	Opponent	Score	RPI	S	Opponent	Score	RPI	S	Opponent	Score	RPI	S	Opponent	Score
1	A	Notre Dame	61 89	26	A	North Carolina	85 69	57	H	Virginia Tech	57 64	107	A	Virginia	47 53
3	H	Louisville	51 73	27	N	Missouri	54 62	67	A	Maine	66 63	117	A	Northwestern	58 84
9	A	NC State	51 63	35	A	Georgia Tech	64 70	73	H	FGCU	57 41	118	H	Wake Forest	66 52
11	H	Syracuse	55 64									122	A	Boston College	90 92
19	A	Florida St.	62 66									126	H	Pittsburgh	74 55
20	H	Miami (FL)	50 58									145	H	Marist	64 56
22	A	Oregon St.	57 71									168	N	Washington	64 71
												181	A	Wisconsin	60 53
												205	H	UNLV	66 38
												210	H	Elon	81 64
												212	N	Ball St.	79 62
												221	H	East Carolina	83 66
LAST 12 Division I GAMES:															
27	N	Missouri	54 62	126	H	Pittsburgh	74 55								
212	N	Ball St.	79 62	122	A	Boston College	90 92								
1	A	Notre Dame	61 89	11	H	Syracuse	55 64								
57	H	Virginia Tech	57 64	118	H	Wake Forest	66 52								
107	A	Virginia	47 53	19	A	Florida St.	62 66								
26	A	North Carolina	85 69	20	H	Miami (FL)	50 58								

Non-Div I Games:

Duke

■ Loss, 
 ■ Non-Conf, 
 ■ S Site, 
 ■ H Home 
 ■ A Away 
 N Neutral

Average RPI Win:	205	WON-LOST	WINNING	LAST 10	STRENGTH OF	OPP. STRENGTH	TEAM	ADJ.	CONF.	ADJ CONF.
Average RPI Loss:	116	RECORD	PCT. RANK	GAMES	SCHEDULE	OF SCHEDULE	RPI	RPI	RPI	RPI
DIV. I ONLY	15- 12	147	1- 0	170	98	150	150	17	17	
DIV. I NON-CONF.	6- 7	172	0- 0	111	13	130	130	16	16	
TOTALS	RPI 1-25	RPI 26-50	W-L RECORDS	RPI 51-100	RPI 101-150	RPI 150+				
15- 12	0- 2	0- 2	OVERALL	1- 1	3- 3	11- 4				
7- 5	0- 1	0- 0	HOME	0- 0	2- 2	5- 2				
8- 5	0- 0	0- 2	AWAY	1- 1	1- 1	6- 1				
0- 2	0- 1	0- 0	NEUTRAL	0- 0	0- 0	0- 1				
6- 7	0- 2	0- 2	NON-CONFERENCE	1- 1	1- 1	4- 1				
3- 2	0- 1	0- 0	HOME	0- 0	0- 1	3- 0				
3- 3	0- 0	0- 2	AWAY	1- 1	1- 0	1- 0				
0- 2	0- 1	0- 0	NEUTRAL	0- 0	0- 0	0- 1				
9- 5	0- 0	0- 0	CONFERENCE	0- 0	2- 2	7- 3				
4- 3	0- 0	0- 0	HOME	0- 0	2- 1	2- 2				
5- 2	0- 0	0- 0	AWAY	0- 0	0- 1	5- 1				
0- 0	0- 0	0- 0	NEUTRAL	0- 0	0- 0	0- 0				

RPI 1-25			RPI 26-50			RPI 51-100			RPI 101+ Team's RPI: 150		
RPI	S	Opponent	Score	RPI	S	Opponent	Score	RPI	S	Opponent	Score
11	N	Syracuse	71 87	29	A	Texas	41 78	78	A	Toledo	52 65
15	H	UCF	63 71	48	A	TCU	48 61	85	A	Kent St.	77 72
LAST 12 Division I GAMES:											
103	H	VCU	71 68	121	A	Fordham	46 57	103	H	VCU	71 68
242	A	Saint Joseph's	67 56	190	H	George Washington	54 55	113	H	Dayton	85 57
255	A	Rhode Island	75 58	289	A	La Salle	66 62	121	A	Fordham	46 57
191	H	Saint Louis	63 67	270	H	Richmond	80 54	126	H	Pittsburgh	58 66
113	H	Dayton	85 57	242	H	Saint Joseph's	81 73	129	A	Penn St.	64 58
233	A	Massachusetts	66 69	211	A	George Mason	60 57	140	H	Davidson	47 62
								162	H	Temple	54 53
								190	H	George Washington	54 55
								191	H	Saint Louis	63 67
								211	A	George Mason	60 57
								214	N	Liberty	51 55
								233	A	Massachusetts	66 69
								234	A	St. Bonaventure	60 54
								242	A	Saint Joseph's	67 56
								242	H	Saint Joseph's	81 73
								244	A	Saint Francis (PA)	93 73
								249	H	Mt. St. Mary's	73 64
								254	H	ETSU	66 58
								255	A	Rhode Island	75 58
								270	H	Richmond	80 54
								289	A	La Salle	66 62

Non-Div I Games:

Duquesne

■ Loss, 
 ■ Non-Conf, 
 ■ S Site, 
 ■ H Home 
 ■ A Away 
 N Neutral

Average RPI Win: <b>237</b>	WON-LOST	WINNING	LAST 10	STRENGTH OF	OPP. STRENGTH	TEAM	ADJ.	CONF.	ADJ CONF.
Average RPI Loss: <b>131</b>	RECORD	PCT. RANK	GAMES	SCHEDULE	OF SCHEDULE	RPI	RPI	RPI	RPI
DIV. I ONLY	8- 20	282	0- 2	86	212	254	254	27	27
DIV. I NON-CONF.	2- 14	319	0- 2	26	108	229	229	24	24
TOTALS	RPI 1-25	RPI 26-50	W-L RECORDS	RPI 51-100	RPI 101-150	RPI 150+			
8- 20	0- 2	0- 2	OVERALL	0- 5	1- 3	7- 8			
8- 5	0- 0	0- 0	HOME	0- 2	1- 1	7- 2			
0- 12	0- 0	0- 2	AWAY	0- 3	0- 1	0- 6			
0- 3	0- 2	0- 0	NEUTRAL	0- 0	0- 1	0- 0			
2- 14	0- 2	0- 2	NON-CONFERENCE	0- 5	1- 3	1- 2			
2- 4	0- 0	0- 0	HOME	0- 2	1- 1	1- 1			
0- 7	0- 0	0- 2	AWAY	0- 3	0- 1	0- 1			
0- 3	0- 2	0- 0	NEUTRAL	0- 0	0- 1	0- 0			
6- 6	0- 0	0- 0	CONFERENCE	0- 0	0- 0	6- 6			
6- 1	0- 0	0- 0	HOME	0- 0	0- 0	6- 1			
0- 5	0- 0	0- 0	AWAY	0- 0	0- 0	0- 5			
0- 0	0- 0	0- 0	NEUTRAL	0- 0	0- 0	0- 0			

RPI 1-25				RPI 26-50				RPI 51-100				RPI 101+				Team's RPI: 254	
RPI	S	Opponent	Score	RPI	S	Opponent	Score	RPI	S	Opponent	Score	RPI	S	Opponent	Score		
21	N	South Carolina	55 101	40	A	Tennessee	61 80	83	A	Cincinnati	64 77	120	H	High Point	65 73		
25	N	Rutgers	44 68	45	A	Michigan St.	53 75	88	A	Radford	64 79	123	N	Western Ky.	68 82		
								94	H	Troy	66 84	143	H	Appalachian St.	95 64		
								97	H	Houston	77 84	150	A	Duquesne	58 66		
								100	A	South Alabama	74 81	152	A	Mercer	41 64		
												152	H	Mercer	77 83		
												164	A	Chattanooga	67 76		
												164	H	Chattanooga	64 54		
												182	A	UNC Asheville	55 56		
												189	H	N.C. A&T	61 56		
												214	H	Liberty	86 89		
												215	A	Furman	55 57		
												215	H	Furman	75 70		
												260	A	Wofford	74 77		
												260	H	Wofford	92 79		
												286	A	Samford	58 79		
												286	H	Samford	71 50		
												302	H	UNC Greensboro	85 76		
												339	H	Western Caro.	88 80		
LAST 12 Division I GAMES:																	
	25	N	Rutgers	44	68		164	H	Chattanooga	64	54						
	123	N	Western Ky.	68	82		339	H	Western Caro.	88	80						
	286	H	Samford	71	50		302	H	UNC Greensboro	85	76						
	152	H	Mercer	77	83		152	A	Mercer	41	64						
	215	A	Furman	55	57		286	A	Samford	58	79						
	260	A	Wofford	74	77		260	H	Wofford	92	79						

Non-Div I Games:

ETSU

■ Loss, 
 ■ Non-Conf, 
 ■ S Site, 
 ■ Home 
 ■ A Away 
 N Neutral

# East Carolina

Through Games Of Feb. 23, 2019

Average RPI Win:	246	WON-LOST	WINNING	LAST 10	STRENGTH OF	OPP. STRENGTH	TEAM	ADJ.	CONF.	ADJ CONF.
Average RPI Loss:	126	RECORD	PCT. RANK	GAMES	SCHEDULE	OF SCHEDULE	RPI	RPI	RPI	RPI
DIV. I ONLY	13- 14	183	0- 1	240	134	221	221	9	9	
DIV. I NON-CONF.	9- 4	85	0- 0	318	272	196	196	9	9	
TOTALS	RPI 1-25	RPI 26-50	W-L RECORDS	RPI 51-100	RPI 101-150	RPI 150+				
13- 14	0- 2	0- 0	OVERALL	0- 3	1- 3	12- 6				
10- 5	0- 1	0- 0	HOME	0- 1	1- 2	9- 1				
1- 9	0- 1	0- 0	AWAY	0- 2	0- 1	1- 5				
2- 0	0- 0	0- 0	NEUTRAL	0- 0	0- 0	2- 0				
9- 4	0- 0	0- 0	NON-CONFERENCE	0- 1	1- 2	8- 1				
7- 1	0- 0	0- 0	HOME	0- 0	1- 1	6- 0				
0- 3	0- 0	0- 0	AWAY	0- 1	0- 1	0- 1				
2- 0	0- 0	0- 0	NEUTRAL	0- 0	0- 0	2- 0				
4- 10	0- 2	0- 0	CONFERENCE	0- 2	0- 1	4- 5				
3- 4	0- 1	0- 0	HOME	0- 1	0- 1	3- 1				
1- 6	0- 1	0- 0	AWAY	0- 1	0- 0	1- 4				
0- 0	0- 0	0- 0	NEUTRAL	0- 0	0- 0	0- 0				

RPI S Opponent	Score	RPI S Opponent	Score	RPI S Opponent	Score	RPI S Opponent	Score	Team's RPI: 221
5 A UConn	55 118			83 H Cincinnati	57 68	118 H Wake Forest	70 61	
15 H UCF	58 61			91 A Duke	66 83	119 A Charlotte	46 52	
				97 A Houston	52 63	124 H UNCW	68 71	
						130 H South Fla.	50 63	
						153 A Tulane	57 68	
						153 H Tulane	63 61	
						159 H Tulsa	55 75	
						162 A Temple	62 84	
						173 A William & Mary	43 63	
						195 H UMES	84 69	
						200 A Memphis	46 58	
						200 H Memphis	68 59	
						214 H Liberty	66 63	
						222 H Monmouth	73 67	
						228 A SMU	64 54	
						252 A Wichita St.	47 57	
						252 H Wichita St.	78 56	
						294 H Kennesaw St.	68 56	
						310 N South Carolina St.	71 63	
						335 H Grand Canyon	59 47	
						338 N Longwood	61 52	
						344 H USC Upstate	63 53	
LAST 12 Division I GAMES:								
83 H Cincinnati	57 68	153 H Tulane	63 61					
130 H South Fla.	50 63	252 A Wichita St.	47 57					
97 A Houston	52 63	162 A Temple	62 84					
228 A SMU	64 54	15 H UCF	58 61					
200 H Memphis	68 59	200 A Memphis	46 58					
5 A UConn	55 118	159 H Tulsa	55 75					

Non-Div I Games:

East Carolina

Loss, Non-Conf, S Site, H Home A Away N Neutral

Average RPI Win:	249	WON-LOST	WINNING	LAST 10	STRENGTH OF	OPP. STRENGTH	TEAM	ADJ.	CONF.	ADJ CONF.
Average RPI Loss:	189	RECORD	PCT. RANK	GAMES	SCHEDULE	OF SCHEDULE	RPI	RPI	RPI	RPI
DIV. I ONLY	7- 17	276	0- 1	241	287	295	295	22	22	
DIV. I NON-CONF.	3- 5	227	0- 0	243	252	228	228	22	22	
TOTALS	RPI 1-25	RPI 26-50	W-L RECORDS	RPI 51-100	RPI 101-150	RPI 150+				
7- 17	0- 0	0- 1	OVERALL	0- 2	1- 2	6- 12				
5- 4	0- 0	0- 0	HOME	0- 0	1- 1	4- 3				
1- 13	0- 0	0- 1	AWAY	0- 2	0- 1	1- 9				
1- 0	0- 0	0- 0	NEUTRAL	0- 0	0- 0	1- 0				
3- 5	0- 0	0- 1	NON-CONFERENCE	0- 1	0- 0	3- 3				
2- 0	0- 0	0- 0	HOME	0- 0	0- 0	2- 0				
0- 5	0- 0	0- 1	AWAY	0- 1	0- 0	0- 3				
1- 0	0- 0	0- 0	NEUTRAL	0- 0	0- 0	1- 0				
4- 12	0- 0	0- 0	CONFERENCE	0- 1	1- 2	3- 9				
3- 4	0- 0	0- 0	HOME	0- 0	1- 1	2- 3				
1- 8	0- 0	0- 0	AWAY	0- 1	0- 1	1- 6				
0- 0	0- 0	0- 0	NEUTRAL	0- 0	0- 0	0- 0				

RPI S	Opponent	Score	RPI S	Opponent	Score	RPI S	Opponent	Score	RPI S	Opponent	Score	Team's RPI: 295
50	A Butler	37 72	61	A Belmont	57 98	131	H Morehead St.	57 67	132	A UT Martin	66 90	
			98	A Northern Ill.	59 78	132	H UT Martin	77 71	154	A Southern Ill.	59 73	
						156	A Tennessee Tech	88 99	158	A Bradley	64 67	
						192	H Indiana St.	63 39	202	A Jacksonville St.	49 78	
						225	N Western Ill.	64 62	229	A Southeast Mo. St.	57 72	
						229	H Southeast Mo. St.	54 80	237	A SIUE	62 78	
						237	H SIUE	56 65	263	A Austin Peay	67 57	
						263	H Austin Peay	60 73	266	A Murray St.	51 60	
						266	H Murray St.	75 67	297	A Tennessee St.	66 70	
						312	A Valparaiso	60 62	328	H Eastern Ky.	80 60	
						334	H Purdue Fort Wayne	72 63				
LAST 12 Division I GAMES:												
297	A Tennessee St.	66 70	131	H Morehead St.	57 67							
61	A Belmont	57 98	328	H Eastern Ky.	80 60							
229	H Southeast Mo. St.	54 80	229	A Southeast Mo. St.	57 72							
237	A SIUE	62 78	132	A UT Martin	66 90							
263	A Austin Peay	67 57	263	H Austin Peay	60 73							
266	A Murray St.	51 60	266	H Murray St.	75 67							

Non-Div I Games: Lincoln Christian 97 34 Eureka 104 48 Oakland City 102 43

Eastern Ill.

Loss, Non-Conf, S Site, H Home A Away N Neutral

Average RPI Win:	0	WON-LOST	WINNING	LAST 10	STRENGTH OF	OPP. STRENGTH	TEAM	ADJ.	CONF.	ADJ CONF.
Average RPI Loss:	172	RECORD	PCT. RANK	GAMES	SCHEDULE	OF SCHEDULE	RPI	RPI	RPI	RPI
DIV. I ONLY	0- 25	351	0- 1	103	268	328	328	22	22	
DIV. I NON-CONF.	0- 9	336	0- 1	18	217	259	259	22	22	
TOTALS	RPI 1-25	RPI 26-50	W-L RECORDS	RPI 51-100	RPI 101-150	RPI 150+				
0- 25	0- 1	0- 2	OVERALL	0- 4	0- 3	0- 15				
0- 9	0- 0	0- 0	HOME	0- 1	0- 1	0- 7				
0- 14	0- 0	0- 2	AWAY	0- 2	0- 2	0- 8				
0- 2	0- 1	0- 0	NEUTRAL	0- 1	0- 0	0- 0				
0- 9	0- 1	0- 2	NON-CONFERENCE	0- 2	0- 1	0- 3				
0- 2	0- 0	0- 0	HOME	0- 0	0- 0	0- 2				
0- 5	0- 0	0- 2	AWAY	0- 1	0- 1	0- 1				
0- 2	0- 1	0- 0	NEUTRAL	0- 1	0- 0	0- 0				
0- 16	0- 0	0- 0	CONFERENCE	0- 2	0- 2	0- 12				
0- 7	0- 0	0- 0	HOME	0- 1	0- 1	0- 5				
0- 9	0- 0	0- 0	AWAY	0- 1	0- 1	0- 7				
0- 0	0- 0	0- 0	NEUTRAL	0- 0	0- 0	0- 0				

RPI S	Opponent	Score	RPI S	Opponent	Score	RPI S	Opponent	Score	RPI S	Opponent	Score	Team's RPI: 328
19 N	Florida St.	45 62	32 A	Ohio	60 100	61 A	Belmont	43 69	131 A	Morehead St.	52 68	
			43 A	Miami (OH)	44 60	61 H	Belmont	52 87	132 H	UT Martin	61 87	
						69 A	West Virginia	29 78	148 A	Akron	54 63	
						69 N	West Virginia	39 81	156 A	Tennessee Tech	57 77	
									156 H	Tennessee Tech	68 81	
									191 H	Saint Louis	43 70	
									202 A	Jacksonville St.	64 69	
									202 H	Jacksonville St.	44 53	
									211 H	George Mason	75 91	
									229 H	Southeast Mo. St.	42 52	
									237 A	SIUE	55 74	
									263 A	Austin Peay	65 100	
									266 A	Murray St.	63 81	
									266 H	Murray St.	63 76	
									267 A	Western Mich.	53 64	
									295 A	Eastern Ill.	60 80	
									297 A	Tennessee St.	38 60	
									297 H	Tennessee St.	31 57	
LAST 12 Division I GAMES:												
69 N	West Virginia	39 81	61 H	Belmont	52 87							
202 A	Jacksonville St.	64 69	237 A	SIUE	55 74							
156 A	Tennessee Tech	57 77	295 A	Eastern Ill.	60 80							
131 A	Morehead St.	52 68	156 H	Tennessee Tech	68 81							
266 H	Murray St.	63 76	202 H	Jacksonville St.	44 53							
297 H	Tennessee St.	31 57	229 H	Southeast Mo. St.	42 52							

Non-Div I Games: Brescia 70 41 Ky. Christian 90 35

Eastern Ky.

■ Loss, 
■ Non-Conf, 
■ S Site, 
■ Home 
■ A Away 
N Neutral

Average RPI Win:	252	WON-LOST	WINNING	LAST 10	STRENGTH OF	OPP. STRENGTH	TEAM	ADJ.	CONF.	ADJ CONF.
Average RPI Loss:	101	RECORD	PCT. RANK	GAMES	SCHEDULE	OF SCHEDULE	RPI	RPI	RPI	RPI
DIV. I ONLY	11- 13	202	0- 1	208	118	201	201	7	7	
DIV. I NON-CONF.	6- 4	125	0- 0	342	234	257	257	8	8	
TOTALS	RPI 1-25	RPI 26-50	W-L RECORDS	RPI 51-100	RPI 101-150	RPI 150+				
11- 13	0- 2	0- 4	OVERALL	0- 4	2- 0	9- 3				
8- 3	0- 0	0- 1	HOME	0- 2	1- 0	7- 0				
3- 7	0- 1	0- 2	AWAY	0- 2	1- 0	2- 2				
0- 3	0- 1	0- 1	NEUTRAL	0- 0	0- 0	0- 1				
6- 4	0- 1	0- 1	NON-CONFERENCE	0- 0	0- 0	6- 2				
4- 0	0- 0	0- 0	HOME	0- 0	0- 0	4- 0				
2- 1	0- 0	0- 0	AWAY	0- 0	0- 0	2- 1				
0- 3	0- 1	0- 1	NEUTRAL	0- 0	0- 0	0- 1				
5- 9	0- 1	0- 3	CONFERENCE	0- 4	2- 0	3- 1				
4- 3	0- 0	0- 1	HOME	0- 2	1- 0	3- 0				
1- 6	0- 1	0- 2	AWAY	0- 2	1- 0	0- 1				
0- 0	0- 0	0- 0	NEUTRAL	0- 0	0- 0	0- 0				

RPI 1-25			RPI 26-50			RPI 51-100			RPI 101+			Team's RPI: 201
RPI	S	Opponent	Score	RPI	S	Opponent	Score	RPI	S	Opponent	Score	
12	N	Iowa St.	59 85	32	A	Ohio	44 85	78	A	Toledo	43 63	148 A Akron 72 60
24	A	Central Mich.	61 71	43	A	Miami (OH)	58 63	85	A	Kent St.	64 71	148 H Akron 67 60
				46	H	Buffalo	84 91	85	H	Kent St.	54 67	161 H Illinois St. 50 41
				50	N	Butler	63 73	98	H	Northern Ill.	65 68	197 A Illinois 66 72
												212 H Ball St. 56 53
												216 H Bowling Green 81 74
												267 A Western Mich. 68 71
												267 H Western Mich. 64 61
												278 H Cleveland St. 69 63
												302 N UNC Greensboro 44 49
												332 H Detroit Mercy 60 53
												334 A Purdue Fort Wayne 87 72
												337 H UIC 52 38
												338 A Longwood 64 45
LAST 12 Division I GAMES:												
267	A	Western Mich.	68 71	98	H	Northern Ill.	65 68					
148	H	Akron	67 60	24	A	Central Mich.	61 71					
212	H	Ball St.	56 53	216	H	Bowling Green	81 74					
85	H	Kent St.	54 67	32	A	Ohio	44 85					
78	A	Toledo	43 63	148	A	Akron	72 60					
43	A	Miami (OH)	58 63	267	H	Western Mich.	64 61					

Non-Div I Games: Northwood 53 39

Eastern Mich.

■ Loss, 
 ■ Non-Conf, 
 ■ S Site, 
 ■ H Home 
 ■ A Away 
 N Neutral

Average RPI Win:	212	WON-LOST	WINNING	LAST 10	STRENGTH OF	OPP. STRENGTH	TEAM	ADJ.	CONF.	ADJ CONF.
Average RPI Loss:	120	RECORD	PCT. RANK	GAMES	SCHEDULE	OF SCHEDULE	RPI	RPI	RPI	RPI
DIV. I ONLY	8- 16	264	1- 0	82	150	186	186	16	16	
DIV. I NON-CONF.	0- 8	336	0- 0	12	113	224	224	12	12	
TOTALS	RPI 1-25	RPI 26-50	W-L RECORDS	RPI 51-100	RPI 101-150	RPI 150+				
8- 16	0- 2	0- 1	OVERALL	0- 5	2- 5	6- 3				
3- 8	0- 1	0- 0	HOME	0- 2	0- 4	3- 1				
5- 6	0- 0	0- 1	AWAY	0- 3	2- 0	3- 2				
0- 2	0- 1	0- 0	NEUTRAL	0- 0	0- 1	0- 0				
0- 8	0- 2	0- 1	NON-CONFERENCE	0- 2	0- 2	0- 1				
0- 3	0- 1	0- 0	HOME	0- 1	0- 1	0- 0				
0- 3	0- 0	0- 1	AWAY	0- 1	0- 0	0- 1				
0- 2	0- 1	0- 0	NEUTRAL	0- 0	0- 1	0- 0				
8- 8	0- 0	0- 0	CONFERENCE	0- 3	2- 3	6- 2				
3- 5	0- 0	0- 0	HOME	0- 1	0- 3	3- 1				
5- 3	0- 0	0- 0	AWAY	0- 2	2- 0	3- 1				
0- 0	0- 0	0- 0	NEUTRAL	0- 0	0- 0	0- 0				

RPI 1-25				RPI 26-50				RPI 51-100				RPI 101+ Team's RPI: 186			
RPI	S	Opponent	Score	RPI	S	Opponent	Score	RPI	S	Opponent	Score	RPI	S	Opponent	Score
14	H	Gonzaga	51 63	30	A	BYU	65 80	58	A	Boise St.	55 67	110	H	Fresno St.	58 68
22	N	Oregon St.	45 93					59	H	Utah	51 95	114	A	Northern Colo.	76 72
								90	A	Idaho	68 84	114	H	Northern Colo.	62 67
								90	H	Idaho	74 75	127	H	Portland St.	64 76
								92	A	Idaho St.	48 63	136	A	Montana St.	89 87
												136	H	Montana St.	47 61
												144	N	UC Riverside	45 57
												170	A	Montana	68 62
												170	H	Montana	67 64
												231	H	Sacramento St.	70 73
												251	A	Northern Ariz.	64 62
												251	H	Northern Ariz.	81 76
												285	A	Southern Utah	63 73
												285	H	Southern Utah	80 66
												313	A	Cal Poly	55 59
												319	A	Weber St.	64 58
LAST 12 Division I GAMES:															
251	H	Northern Ariz.	81 76	251	A	Northern Ariz.	64 62								
285	H	Southern Utah	80 66	285	A	Southern Utah	63 73								
90	H	Idaho	74 75	231	H	Sacramento St.	70 73								
114	A	Northern Colo.	76 72	127	H	Portland St.	64 76								
170	H	Montana	67 64	136	A	Montana St.	89 87								
136	H	Montana St.	47 61	170	A	Montana	68 62								

Non-Div I Games: Eastern Ore. 66 45

Eastern Wash.



Average RPI Win: <b>243</b>	WON-LOST	WINNING	LAST 10	STRENGTH OF	OPP. STRENGTH	TEAM	ADJ.	CONF.	ADJ CONF.
Average RPI Loss: <b>113</b>	RECORD	PCT. RANK	GAMES	SCHEDULE	OF SCHEDULE	RPI	RPI	RPI	RPI
DIV. I ONLY	7- 16	274	0- 1	99	158	210	210	10	10
DIV. I NON-CONF.	4- 6	212	0- 0	113	231	188	188	10	10
TOTALS	RPI 1-25	RPI 26-50	W-L RECORDS	RPI 51-100	RPI 101-150	RPI 150+			
7- 16	0- 0	0- 3	OVERALL	0- 4	1- 6	6- 3			
3- 8	0- 0	0- 2	HOME	0- 2	1- 3	2- 1			
4- 8	0- 0	0- 1	AWAY	0- 2	0- 3	4- 2			
0- 0	0- 0	0- 0	NEUTRAL	0- 0	0- 0	0- 0			
4- 6	0- 0	0- 1	NON-CONFERENCE	0- 2	1- 2	3- 1			
2- 3	0- 0	0- 1	HOME	0- 1	1- 1	1- 0			
2- 3	0- 0	0- 0	AWAY	0- 1	0- 1	2- 1			
0- 0	0- 0	0- 0	NEUTRAL	0- 0	0- 0	0- 0			
3- 10	0- 0	0- 2	CONFERENCE	0- 2	0- 4	3- 2			
1- 5	0- 0	0- 1	HOME	0- 1	0- 2	1- 1			
2- 5	0- 0	0- 1	AWAY	0- 1	0- 2	2- 1			
0- 0	0- 0	0- 0	NEUTRAL	0- 0	0- 0	0- 0			

RPI S	Opponent	Score	RPI S	Opponent	Score	RPI S	Opponent	Score	RPI S	Opponent	Score	Team's RPI: 210
26	H North Carolina	69 <b>100</b>	54	H Auburn	44 <b>96</b>	109	A Towson	58 <b>59</b>	124	A UNCW	51 <b>76</b>	
38	A James Madison	30 <b>82</b>	63	H Drexel	44 <b>59</b>	124	H UNCW	70 <b>75</b>	140	H Davidson	73 <b>72</b>	
38	H James Madison	46 <b>74</b>	87	A Northeastern	71 <b>79</b>	143	A Appalachian St.	62 <b>65</b>	145	H Marist	57 <b>61</b>	
			91	A Duke	64 <b>81</b>	147	H Delaware	63 <b>74</b>	173	A William & Mary	60 <b>65</b>	
						173	H William & Mary	59 <b>64</b>	189	H N.C. A&T	73 <b>64</b>	
						208	A Hampton	77 <b>62</b>	241	A Hofstra	77 <b>64</b>	
						279	A Winthrop	57 <b>58</b>	293	A Col. of Charleston	72 <b>52</b>	
						293	H Col. of Charleston	76 <b>68</b>	336	A N.C. Central	83 <b>54</b>	
LAST 12 Division I GAMES:												
38	H James Madison	46 <b>74</b>	38	A James Madison	30 <b>82</b>							
173	H William & Mary	59 <b>64</b>	109	A Towson	58 <b>59</b>							
293	A Col. of Charleston	72 <b>52</b>	173	A William & Mary	60 <b>65</b>							
124	A UNCW	51 <b>76</b>	124	H UNCW	70 <b>75</b>							
147	H Delaware	63 <b>74</b>	293	H Col. of Charleston	76 <b>68</b>							
63	H Drexel	44 <b>59</b>	241	A Hofstra	77 <b>64</b>							

Non-Div I Games: Chowan 88 74

Elon

■ Loss, 
 ■ Non-Conf, 
 ■ S Site, 
 ■ H Home 
 ■ A Away 
 N Neutral

Average RPI Win:	308	WON-LOST	WINNING	LAST 10	STRENGTH OF	OPP. STRENGTH	TEAM	ADJ.	CONF.	ADJ CONF.
Average RPI Loss:	182	RECORD	PCT. RANK	GAMES	SCHEDULE	OF SCHEDULE	RPI	RPI	RPI	RPI
DIV. I ONLY	3- 22	338	0- 1	241	265	333	333	13	13	
DIV. I NON-CONF.	2- 9	297	0- 0	331	339	346	346	15	15	
TOTALS	RPI 1-25	RPI 26-50	W-L RECORDS	RPI 51-100	RPI 101-150	RPI 150+				
3- 22	0- 2	0- 0	OVERALL	0- 2	0- 2	3- 16				
2- 10	0- 1	0- 0	HOME	0- 1	0- 0	2- 8				
1- 12	0- 1	0- 0	AWAY	0- 1	0- 2	1- 8				
0- 0	0- 0	0- 0	NEUTRAL	0- 0	0- 0	0- 0				
2- 9	0- 0	0- 0	NON-CONFERENCE	0- 0	0- 2	2- 7				
1- 4	0- 0	0- 0	HOME	0- 0	0- 0	1- 4				
1- 5	0- 0	0- 0	AWAY	0- 0	0- 2	1- 3				
0- 0	0- 0	0- 0	NEUTRAL	0- 0	0- 0	0- 0				
1- 13	0- 2	0- 0	CONFERENCE	0- 2	0- 0	1- 9				
1- 6	0- 1	0- 0	HOME	0- 1	0- 0	1- 4				
0- 7	0- 1	0- 0	AWAY	0- 1	0- 0	0- 5				
0- 0	0- 0	0- 0	NEUTRAL	0- 0	0- 0	0- 0				

RPI 1-25				RPI 26-50				RPI 51-100				RPI 101+ Team's RPI: 333			
RPI	S	Opponent	Score	RPI	S	Opponent	Score	RPI	S	Opponent	Score	RPI	S	Opponent	Score
23	A	Drake	39 66					71	A	Missouri St.	66 88	113	A	Dayton	30 69
23	H	Drake	47 78					80	H	UNI	46 74	131	A	Morehead St.	63 85
												154	A	Southern Ill.	47 67
												158	A	Bradley	63 81
												158	H	Bradley	68 75
												161	A	Illinois St.	59 82
												161	H	Illinois St.	61 72
												181	A	Wisconsin	60 96
												192	H	Indiana St.	69 76
												206	A	Marshall	65 72
												229	H	Southeast Mo. St.	50 54
												237	H	SIUE	45 54
												239	A	Loyola Chicago	56 61
												239	H	Loyola Chicago	51 71
												263	H	Austin Peay	56 52
												266	A	Murray St.	53 81
												312	A	Valparaiso	49 93
												312	H	Valparaiso	77 65
												334	H	Purdue Fort Wayne	66 72
												337	H	UIC	54 62
												350	A	Chicago St.	67 58
LAST 12 Division I GAMES:															
23	A	Drake	39 66	23	H	Drake	47 78	80	H	UNI	46 74				
239	H	Loyola Chicago	51 71	312	A	Valparaiso	49 93	239	A	Loyola Chicago	56 61				
312	H	Valparaiso	77 65	161	H	Illinois St.	61 72	158	H	Bradley	68 75				
158	A	Bradley	63 81												
161	A	Illinois St.	59 82												
192	H	Indiana St.	69 76												

Non-Div I Games:

Evansville

■ Loss, 
 ■ Non-Conf, 
 ■ S Site, 
 ■ H Home 
 ■ A Away 
 N Neutral

Average RPI Win:	242	WON-LOST	WINNING	LAST 10	STRENGTH OF	OPP. STRENGTH	TEAM	ADJ.	CONF.	ADJ CONF.
Average RPI Loss:	59	RECORD	PCT. RANK	GAMES	SCHEDULE	OF SCHEDULE	RPI	RPI	RPI	RPI
DIV. I ONLY	21- 4	14	1- 0	232	224	73	73	24	24	
DIV. I NON-CONF.	7- 4	108	0- 0	110	98	85	85	26	26	
TOTALS	RPI 1-25	RPI 26-50	W-L RECORDS	RPI 51-100	RPI 101-150	RPI 150+				
21- 4	0- 1	0- 1	OVERALL	2- 1	0- 1	19- 0				
11- 1	0- 0	0- 0	HOME	1- 0	0- 1	10- 0				
9- 2	0- 0	0- 1	AWAY	0- 1	0- 0	9- 0				
1- 1	0- 1	0- 0	NEUTRAL	1- 0	0- 0	0- 0				
7- 4	0- 1	0- 1	NON-CONFERENCE	2- 1	0- 1	5- 0				
4- 1	0- 0	0- 0	HOME	1- 0	0- 1	3- 0				
2- 2	0- 0	0- 1	AWAY	0- 1	0- 0	2- 0				
1- 1	0- 1	0- 0	NEUTRAL	1- 0	0- 0	0- 0				
14- 0	0- 0	0- 0	CONFERENCE	0- 0	0- 0	14- 0				
7- 0	0- 0	0- 0	HOME	0- 0	0- 0	7- 0				
7- 0	0- 0	0- 0	AWAY	0- 0	0- 0	7- 0				
0- 0	0- 0	0- 0	NEUTRAL	0- 0	0- 0	0- 0				

RPI 1-25				RPI 26-50				RPI 51-100				Team's RPI: 73	RPI 101+			
RPI	S	Opponent	Score	RPI	S	Opponent	Score	RPI	S	Opponent	Score		RPI	S	Opponent	Score
4	N	Stanford	65 88	36	A	South Dakota St.	62 80	81	N	American	90 71		104	H	UAB	60 62
								91	A	Duke	41 57		164	H	Abilene Christian	81 65
								97	H	Houston	76 71		180	A	North Ala.	68 52
													180	H	North Ala.	76 51
													193	A	Stetson	73 40
													214	A	Liberty	65 64
													214	H	Liberty	68 50
													230	H	Jacksonville	82 58
													232	A	Hawaii	73 67
													244	A	Saint Francis (PA)	83 69
													268	A	North Florida	105 66
													268	H	North Florida	80 48
													294	A	Kennesaw St.	69 46
													294	H	Kennesaw St.	79 48
													316	H	FIU	100 58
													320	A	Lipscomb	80 46
													320	H	Lipscomb	82 40
													325	A	NJIT	67 35
													325	H	NJIT	61 42
													331	H	Coppin St.	93 61
LAST 12 Division I GAMES:																
				294	H	Kennesaw St.	79 48					230	H	Jacksonville	82 58	
				320	A	Lipscomb	80 46					325	A	NJIT	67 35	
				193	A	Stetson	73 40					268	H	North Florida	80 48	
				325	H	NJIT	61 42					320	H	Lipscomb	82 40	
				214	A	Liberty	65 64					294	A	Kennesaw St.	69 46	
				180	H	North Ala.	76 51					268	A	North Florida	105 66	

Non-Div I Games: Fla. Memorial 99 68 Johnson &amp; Wales (FI109 64

FGCU

■ Loss, 
 ■ Non-Conf, 
 ■ S Site, 
 ■ Home 
 ■ A Away 
 N Neutral

Average RPI Win:	322	WON-LOST	WINNING	LAST 10	STRENGTH OF	OPP. STRENGTH	TEAM	ADJ.	CONF.	ADJ CONF.
Average RPI Loss:	158	RECORD	PCT. RANK	GAMES	SCHEDULE	OF SCHEDULE	RPI	RPI	RPI	RPI
DIV. I ONLY	5- 21	319	0- 1	167	259	316	316	14	14	
DIV. I NON-CONF.	3- 9	271	0- 1	170	347	314	314	17	17	
TOTALS	RPI 1-25	RPI 26-50	W-L RECORDS	RPI 51-100	RPI 101-150	RPI 150+				
5- 21	0- 1	0- 1	OVERALL	0- 4	0- 4	5- 11				
5- 11	0- 1	0- 0	HOME	0- 2	0- 3	5- 5				
0- 10	0- 0	0- 1	AWAY	0- 2	0- 1	0- 6				
0- 0	0- 0	0- 0	NEUTRAL	0- 0	0- 0	0- 0				
3- 9	0- 1	0- 0	NON-CONFERENCE	0- 2	0- 1	3- 5				
3- 6	0- 1	0- 0	HOME	0- 1	0- 1	3- 3				
0- 3	0- 0	0- 0	AWAY	0- 1	0- 0	0- 2				
0- 0	0- 0	0- 0	NEUTRAL	0- 0	0- 0	0- 0				
2- 12	0- 0	0- 1	CONFERENCE	0- 2	0- 3	2- 6				
2- 5	0- 0	0- 0	HOME	0- 1	0- 2	2- 2				
0- 7	0- 0	0- 1	AWAY	0- 1	0- 1	0- 4				
0- 0	0- 0	0- 0	NEUTRAL	0- 0	0- 0	0- 0				

RPI 1-25			RPI 26-50			RPI 51-100			RPI 101+			Team's RPI: 316
RPI	S	Opponent	Score	RPI	S	Opponent	Score	RPI	S	Opponent	Score	
20	H	Miami (FL)	43 94	34	A	Rice	44 76	62	H	Middle Tenn.	43 49	104 H UAB 59 83
								73	A	FGCU	58 100	119 A Charlotte 54 69
								89	A	Old Dominion	68 95	123 H Western Ky. 82 94
								100	H	South Alabama	77 84	135 H Georgia St. 61 67
												171 A Louisiana Tech 72 90
												176 A North Texas 50 75
												179 A Southern Miss. 57 71
												206 H Marshall 58 86
												209 A Bethune-Cookman 57 68
												218 H Campbell 54 59
												227 H Howard 62 89
												230 H Jacksonville 62 73
												268 A North Florida 53 62
												277 H UTEP 55 60
												303 H Morgan St. 59 50
												304 A Fla. Atlantic 55 77
												304 H Fla. Atlantic 56 49
												305 H UTSA 51 40
												345 H Florida A&M 77 54
												351 H Alcorn 75 40
LAST 12 Division I GAMES:												
100	H	South Alabama	77 84	305	H	UTSA	51 40					
218	H	Campbell	54 59	171	A	Louisiana Tech	72 90					
304	H	Fla. Atlantic	56 49	179	A	Southern Miss.	57 71					
176	A	North Texas	50 75	304	A	Fla. Atlantic	55 77					
34	A	Rice	44 76	206	H	Marshall	58 86					
277	H	UTEP	55 60	123	H	Western Ky.	82 94					

Non-Div I Games: Palm Beach Atl. 63 66

FIU

Average RPI Win:	302	WON-LOST	WINNING	LAST 10	STRENGTH OF	OPP. STRENGTH	TEAM	ADJ.	CONF.	ADJ CONF.
Average RPI Loss:	189	RECORD	PCT. RANK	GAMES	SCHEDULE	OF SCHEDULE	RPI	RPI	RPI	RPI
DIV. I ONLY	9- 18	264	1- 0	286	297	290	290	26	26	
DIV. I NON-CONF.	3- 8	267	0- 0	297	309	313	313	27	27	
TOTALS	RPI 1-25	RPI 26-50	W-L RECORDS	RPI 51-100	RPI 101-150	RPI 150+				
9- 18	0- 0	0- 0	OVERALL	0- 4	0- 2	9- 12				
4- 6	0- 0	0- 0	HOME	0- 2	0- 1	4- 3				
4- 9	0- 0	0- 0	AWAY	0- 1	0- 1	4- 7				
1- 3	0- 0	0- 0	NEUTRAL	0- 1	0- 0	1- 2				
3- 8	0- 0	0- 0	NON-CONFERENCE	0- 2	0- 0	3- 6				
1- 2	0- 0	0- 0	HOME	0- 1	0- 0	1- 1				
1- 3	0- 0	0- 0	AWAY	0- 0	0- 0	1- 3				
1- 3	0- 0	0- 0	NEUTRAL	0- 1	0- 0	1- 2				
6- 10	0- 0	0- 0	CONFERENCE	0- 2	0- 2	6- 6				
3- 4	0- 0	0- 0	HOME	0- 1	0- 1	3- 2				
3- 6	0- 0	0- 0	AWAY	0- 1	0- 1	3- 4				
0- 0	0- 0	0- 0	NEUTRAL	0- 0	0- 0	0- 0				

RPI S	Opponent	Score	RPI S	Opponent	Score	RPI S	Opponent	Score	RPI S	Opponent	Score	Team's RPI: 290
						52 N	Bucknell	54 77	145 A	Marist	44 85	
						53 A	Quinnipiac	36 81	145 H	Marist	46 56	
						53 H	Quinnipiac	40 48	173 H	William & Mary	54 60	
						87 H	Northeastern	50 59	187 A	Rider	59 62	
									188 A	Xavier	35 48	
									204 A	Dartmouth	46 59	
									215 N	Furman	70 77	
									222 H	Monmouth	63 73	
									233 N	Massachusetts	49 59	
									261 A	Niagara	68 71	
									261 H	Niagara	55 54	
									270 A	Richmond	58 40	
									272 A	Siena	66 40	
									272 H	Siena	59 55	
									276 A	Brown	49 68	
									284 A	Manhattan	41 47	
									287 A	Canisius	50 53	
									287 H	Canisius	72 65	
									327 A	Iona	55 42	
									337 N	UIC	68 60	
									340 A	Saint Peter's	69 61	
									340 H	Saint Peter's	65 68	
									348 H	LIU Brooklyn	71 43	
LAST 12 Division I GAMES:												
340 A	Saint Peter's	69 61	222 H	Monmouth	63 73							
145 A	Marist	44 85	284 A	Manhattan	41 47							
53 H	Quinnipiac	40 48	272 H	Siena	59 55							
272 A	Siena	66 40	327 A	Iona	55 42							
261 H	Niagara	55 54	261 A	Niagara	68 71							
287 H	Canisius	72 65	287 A	Canisius	50 53							

Non-Div I Games:

Fairfield

Average RPI Win: 326		WON-LOST	WINNING	LAST 10	STRENGTH OF	OPP. STRENGTH	TEAM	ADJ.	CONF.	ADJ CONF.
Average RPI Loss: 258		RECORD	PCT. RANK	GAMES	SCHEDULE	OF SCHEDULE	RPI	RPI	RPI	RPI
DIV. I ONLY		4- 19	325	0- 1	341	351	347	347	31	31
DIV. I NON-CONF.		1- 8	322	0- 0	333	350	350	350	31	31
TOTALS		RPI 1-25	RPI 26-50	W-L RECORDS	RPI 51-100	RPI 101-150	RPI 150+			
4- 19	0- 0		0- 0	OVERALL	0- 0	0- 0	4- 19			
3- 7	0- 0		0- 0	HOME	0- 0	0- 0	3- 7			
1- 12	0- 0		0- 0	AWAY	0- 0	0- 0	1- 12			
0- 0	0- 0		0- 0	NEUTRAL	0- 0	0- 0	0- 0			
1- 8	0- 0		0- 0	NON-CONFERENCE	0- 0	0- 0	1- 8			
1- 2	0- 0		0- 0	HOME	0- 0	0- 0	1- 2			
0- 6	0- 0		0- 0	AWAY	0- 0	0- 0	0- 6			
0- 0	0- 0		0- 0	NEUTRAL	0- 0	0- 0	0- 0			
3- 11	0- 0		0- 0	CONFERENCE	0- 0	0- 0	3- 11			
2- 5	0- 0		0- 0	HOME	0- 0	0- 0	2- 5			
1- 6	0- 0		0- 0	AWAY	0- 0	0- 0	1- 6			
0- 0	0- 0		0- 0	NEUTRAL	0- 0	0- 0	0- 0			

RPI 1-25				RPI 26-50				RPI 51-100				RPI 101+				Team's RPI: 347	
RPI	S	Opponent	Score	RPI	S	Opponent	Score	RPI	S	Opponent	Score	RPI	S	Opponent	Score		
												157	A	Stony Brook	49	63	
												196	A	Robert Morris	49	71	
												196	H	Robert Morris	43	63	
												219	A	Sacred Heart	62	68	
												227	H	Howard	58	79	
												244	A	Saint Francis (PA)	64	75	
												244	H	Saint Francis (PA)	65	77	
												246	A	Binghamton	54	73	
												249	H	Mt. St. Mary's	47	63	
												253	A	Colgate	52	71	
												262	A	St. Francis Brooklyn	61	73	
												262	H	St. Francis Brooklyn	53	64	
												271	A	Army West Point	40	62	
												292	A	Air Force	37	85	
												300	A	Wagner	59	71	
												300	H	Wagner	44	60	
												311	A	Bryant	48	68	
												311	H	Bryant	63	53	
												318	H	Central Conn. St.	74	67	
												325	H	NJIT	64	43	
												326	H	Lafayette	57	63	
												340	A	Saint Peter's	58	75	
												348	A	LIU Brooklyn	69	52	
LAST 12 Division I GAMES:																	
				300	H	Wagner	44	60				311	H	Bryant	63	53	
				311	A	Bryant	48	68				262	H	St. Francis Brooklyn	53	64	
				244	H	Saint Francis (PA)	65	77				249	H	Mt. St. Mary's	47	63	
				219	A	Sacred Heart	62	68				348	A	LIU Brooklyn	69	52	
				262	A	St. Francis Brooklyn	61	73				300	A	Wagner	59	71	
				196	H	Robert Morris	43	63				318	H	Central Conn. St.	74	67	

Non-Div I Games:	Georgian Court	70	45	Rutgers-Newark	97	51
------------------	----------------	----	----	----------------	----	----

Fairleigh Dickinson

Loss, Non-Conf, S Site, H Home A Away N Neutral

Average RPI Win:	<b>298</b>	WON-LOST	WINNING	LAST 10	STRENGTH OF	OPP. STRENGTH	TEAM	ADJ.	CONF.	ADJ CONF.
Average RPI Loss:	<b>158</b>	RECORD	PCT. RANK	GAMES	SCHEDULE	OF SCHEDULE	RPI	RPI	RPI	RPI
DIV. I ONLY	<b>5- 22</b>	<b>322</b>	<b>0- 1</b>	<b>166</b>	<b>205</b>	<b>304</b>	<b>304</b>	<b>14</b>	<b>14</b>	
DIV. I NON-CONF.	<b>3- 10</b>	<b>278</b>	<b>0- 1</b>	<b>172</b>	<b>307</b>	<b>287</b>	<b>287</b>	<b>17</b>	<b>17</b>	
TOTALS	RPI 1-25	RPI 26-50	W-L RECORDS	RPI 51-100	RPI 101-150	RPI 150+				
5- 22	0- 0	0- 2	OVERALL	0- 3	0- 4	5- 13				
4- 11	0- 0	0- 0	HOME	0- 1	0- 3	4- 7				
1- 11	0- 0	0- 2	AWAY	0- 2	0- 1	1- 6				
0- 0	0- 0	0- 0	NEUTRAL	0- 0	0- 0	0- 0				
3- 10	0- 0	0- 1	NON-CONFERENCE	0- 1	0- 1	3- 7				
2- 6	0- 0	0- 0	HOME	0- 0	0- 1	2- 5				
1- 4	0- 0	0- 1	AWAY	0- 1	0- 0	1- 2				
0- 0	0- 0	0- 0	NEUTRAL	0- 0	0- 0	0- 0				
2- 12	0- 0	0- 1	CONFERENCE	0- 2	0- 3	2- 6				
2- 5	0- 0	0- 0	HOME	0- 1	0- 2	2- 2				
0- 7	0- 0	0- 1	AWAY	0- 1	0- 1	0- 4				
0- 0	0- 0	0- 0	NEUTRAL	0- 0	0- 0	0- 0				

RPI	S	Opponent	Score	RPI	S	Opponent	Score	RPI	S	Opponent	Score	RPI	S	Opponent	Score	Team's RPI: 304
34	A	Rice	35 <b>63</b>	62	H	Middle Tenn.	55 <b>74</b>	104	H	UAB	64 <b>89</b>					
45	A	Michigan St.	74 <b>89</b>	66	A	Little Rock	38 <b>61</b>	119	A	Charlotte	47 <b>68</b>					
				89	A	Old Dominion	53 <b>87</b>	123	H	Western Ky.	50 <b>81</b>					
								135	H	Georgia St.	59 <b>75</b>					
								153	A	Tulane	45 <b>88</b>					
								158	H	Bradley	59 <b>80</b>					
								171	A	Louisiana Tech	55 <b>86</b>					
								176	A	North Texas	62 <b>82</b>					
								179	A	Southern Miss.	45 <b>67</b>					
								189	H	N.C. A&T	65 <b>67</b>					
								191	H	Saint Louis	61 <b>93</b>					
								206	H	Marshall	67 <b>72</b>					
								208	H	Hampton	68 <b>72</b>					
								215	A	Furman	57 <b>73</b>					
								267	H	Western Mich.	59 <b>69</b>					
								270	H	Richmond	69 55					
								272	A	Siena	70 66					
								277	H	UTEP	44 <b>70</b>					
								305	H	UTSA	86 70					
								316	A	FIU	49 <b>56</b>					
								316	H	FIU	77 55					
								326	H	Lafayette	53 49					
LAST 12 Division I GAMES:																
191	H	Saint Louis	61 <b>93</b>	277	H	UTEP	44 <b>70</b>									
158	H	Bradley	59 <b>80</b>	179	A	Southern Miss.	45 <b>67</b>									
316	A	FIU	49 <b>56</b>	171	A	Louisiana Tech	55 <b>86</b>									
34	A	Rice	35 <b>63</b>	316	H	FIU	77 55									
176	A	North Texas	62 <b>82</b>	123	H	Western Ky.	50 <b>81</b>									
305	H	UTSA	86 70	206	H	Marshall	67 <b>72</b>									

Non-Div I Games:

Fla. Atlantic

■ Loss, 
 ■ Non-Conf, S Site, 
 ■ Home 
 ■ Away 
 N Neutral

Average RPI Win:	<b>193</b>	WON-LOST	WINNING	LAST 10	STRENGTH OF	OPP. STRENGTH	TEAM	ADJ.	CONF.	ADJ CONF.
Average RPI Loss:	<b>87</b>	RECORD	PCT. RANK	GAMES	SCHEDULE	OF SCHEDULE	RPI	RPI	RPI	RPI
DIV. I ONLY	<b>6- 20</b>	<b>307</b>	<b>0- 1</b>	<b>42</b>	<b>68</b>	<b>217</b>	<b>217</b>	<b>5</b>	<b>5</b>	
DIV. I NON-CONF.	<b>4- 9</b>	<b>252</b>	<b>0- 1</b>	<b>130</b>	<b>169</b>	<b>255</b>	<b>255</b>	<b>5</b>	<b>5</b>	
TOTALS	RPI 1-25	RPI 26-50	W-L RECORDS	RPI 51-100	RPI 101-150	RPI 150+				
6- 20	0- 5	1- 2	OVERALL	0- 6	2- 3	3- 4				
6- 7	0- 2	1- 0	HOME	0- 3	2- 1	3- 1				
0- 12	0- 3	0- 2	AWAY	0- 2	0- 2	0- 3				
0- 1	0- 0	0- 0	NEUTRAL	0- 1	0- 0	0- 0				
4- 9	0- 1	0- 1	NON-CONFERENCE	0- 3	1- 1	3- 3				
4- 3	0- 0	0- 0	HOME	0- 1	1- 1	3- 1				
0- 5	0- 1	0- 1	AWAY	0- 1	0- 0	0- 2				
0- 1	0- 0	0- 0	NEUTRAL	0- 1	0- 0	0- 0				
2- 11	0- 4	1- 1	CONFERENCE	0- 3	1- 2	0- 1				
2- 4	0- 2	1- 0	HOME	0- 2	1- 0	0- 0				
0- 7	0- 2	0- 1	AWAY	0- 1	0- 2	0- 1				
0- 0	0- 0	0- 0	NEUTRAL	0- 0	0- 0	0- 0				

RPI 1-25				RPI 26-50				RPI 51-100				RPI 101+ Team's RPI: 217			
RPI	S	Opponent	Score	RPI	S	Opponent	Score	RPI	S	Opponent	Score	RPI	S	Opponent	Score
7	H	Mississippi St.	42 <b>90</b>	27	H	Missouri	58 56	54	H	Auburn	56 <b>64</b>	106	A	Georgia	58 <b>93</b>
18	A	Kentucky	51 <b>62</b>	40	A	Tennessee	50 <b>67</b>	59	N	Utah	58 <b>74</b>	117	H	Northwestern	74 <b>83</b>
19	A	Florida St.	56 <b>63</b>	44	A	Indiana	64 <b>83</b>	65	A	LSU	51 <b>69</b>	137	H	Texas Tech	72 67
21	A	South Carolina	40 <b>71</b>					75	A	Ohio St.	41 <b>46</b>	138	A	Alabama	67 <b>74</b>
21	H	South Carolina	77 <b>96</b>					86	H	Arkansas	73 <b>83</b>	138	H	Alabama	57 55
								87	H	Northeastern	66 <b>79</b>	152	A	Mercer	82 <b>92</b>
												198	A	Ole Miss	66 <b>76</b>
												205	A	UNLV	53 <b>56</b>
												209	H	Bethune-Cookman	64 53
												226	H	Gardner-Webb	58 <b>60</b>
												299	H	Charleston So.	70 60
												345	H	Florida A&M	62 38
LAST 12 Division I GAMES:															
205	A	UNLV	53 <b>56</b>	40	A	Tennessee	50 <b>67</b>								
65	A	LSU	51 <b>69</b>	86	H	Arkansas	73 <b>83</b>								
21	H	South Carolina	77 <b>96</b>	7	H	Mississippi St.	42 <b>90</b>								
106	A	Georgia	58 <b>93</b>	198	A	Ole Miss	66 <b>76</b>								
138	H	Alabama	57 55	27	H	Missouri	58 56								
18	A	Kentucky	51 <b>62</b>	21	A	South Carolina	40 <b>71</b>								

Non-Div I Games:

Florida

■ Loss, 
■ Non-Conf, 
■ S Site, 
■ H Home 
■ A Away 
N Neutral



## Florida A&amp;M

Through Games Of Feb. 23, 2019

Average RPI Win:	<b>244</b>	WON-LOST	WINNING	LAST 10	STRENGTH OF	OPP. STRENGTH	TEAM	ADJ.	CONF.	ADJ CONF.
Average RPI Loss:	<b>237</b>	RECORD	PCT. RANK	GAMES	SCHEDULE	OF SCHEDULE	RPI	RPI	RPI	RPI
DIV. I ONLY	<b>3- 22</b>	<b>338</b>	<b>0- 1</b>	<b>322</b>	<b>340</b>	<b>345</b>	<b>345</b>	<b>32</b>	<b>32</b>	
DIV. I NON-CONF.	<b>1- 10</b>	<b>330</b>	<b>0- 1</b>	<b>244</b>	<b>188</b>	<b>337</b>	<b>337</b>	<b>32</b>	<b>32</b>	
TOTALS	RPI 1-25	RPI 26-50	W-L RECORDS	RPI 51-100	RPI 101-150	RPI 150+				
3- 22	0- 1	1- 1	OVERALL	0- 0	0- 0	2- 20				
2- 8	0- 0	1- 0	HOME	0- 0	0- 0	1- 8				
1- 11	0- 1	0- 1	AWAY	0- 0	0- 0	1- 9				
0- 3	0- 0	0- 0	NEUTRAL	0- 0	0- 0	0- 3				
1- 10	0- 1	1- 1	NON-CONFERENCE	0- 0	0- 0	0- 8				
1- 1	0- 0	1- 0	HOME	0- 0	0- 0	0- 1				
0- 6	0- 1	0- 1	AWAY	0- 0	0- 0	0- 4				
0- 3	0- 0	0- 0	NEUTRAL	0- 0	0- 0	0- 3				
2- 12	0- 0	0- 0	CONFERENCE	0- 0	0- 0	2- 12				
1- 7	0- 0	0- 0	HOME	0- 0	0- 0	1- 7				
1- 5	0- 0	0- 0	AWAY	0- 0	0- 0	1- 5				
0- 0	0- 0	0- 0	NEUTRAL	0- 0	0- 0	0- 0				

RPI	S	Opponent	Score	RPI	S	Opponent	Score	RPI	S	Opponent	Score	RPI	S	Opponent	Score	Team's RPI: 345
20	A	Miami (FL)	54 <b>103</b>	40	A	Tennessee	31 <b>96</b>					153	N	Tulane	34 <b>78</b>	
				43	H	Miami (OH)	57 56					189	H	N.C. A&T	48 <b>56</b>	
												193	A	Stetson	44 <b>69</b>	
												195	H	UMES	36 <b>68</b>	
												202	H	Jacksonville St.	31 <b>62</b>	
												209	H	Bethune-Cookman	50 <b>52</b>	
												217	A	Florida	38 <b>62</b>	
												227	A	Howard	68 <b>74</b>	
												227	H	Howard	59 <b>81</b>	
												265	A	Norfolk St.	58 <b>60</b>	
												265	H	Norfolk St.	45 <b>69</b>	
												267	N	Western Mich.	50 <b>69</b>	
												268	A	North Florida	53 <b>64</b>	
												303	A	Morgan St.	71 <b>75</b>	
												310	A	South Carolina St.	48 <b>61</b>	
												316	A	FIU	54 <b>77</b>	
												321	N	Omaha	50 <b>57</b>	
												331	A	Coppin St.	53 <b>73</b>	
												336	H	N.C. Central	57 <b>64</b>	
												341	H	Delaware St.	57 52	
												349	A	Savannah St.	60 55	
												349	H	Savannah St.	50 <b>54</b>	
LAST 12 Division I GAMES:																
		321	N	Omaha	50	<b>57</b>				336	H	N.C. Central	57	<b>64</b>		
		209	H	Bethune-Cookman	50	<b>52</b>				189	H	N.C. A&T	48	<b>56</b>		
		310	A	South Carolina St.	48	<b>61</b>				303	A	Morgan St.	71	<b>75</b>		
		349	A	Savannah St.	60	55				331	A	Coppin St.	53	<b>73</b>		
		265	H	Norfolk St.	45	<b>69</b>				341	H	Delaware St.	57	52		
		227	H	Howard	59	<b>81</b>				195	H	UMES	36	<b>68</b>		

Non-Div I Games: Edward Waters 70 64

Florida A&amp;M

■ Loss, 
 ■ Non-Conf, S Site, 
 ■ Home 
 ■ Away 
 N Neutral

Average RPI Win:	125	WON-LOST	WINNING	LAST 10	STRENGTH OF	OPP. STRENGTH	TEAM	ADJ.	CONF.	ADJ CONF.
Average RPI Loss:	31	RECORD	PCT. RANK	GAMES	SCHEDULE	OF SCHEDULE	RPI	RPI	RPI	RPI
DIV. I ONLY	21- 5	27	1- 0	46	10	19	19	1	1	
DIV. I NON-CONF.	12- 1	11	1- 0	137	82	30	30	1	1	
TOTALS	RPI 1-25	RPI 26-50	W-L RECORDS	RPI 51-100	RPI 101-150	RPI 150+				
21- 5	3- 2	1- 2	OVERALL	4- 1	7- 0	6- 0				
12- 3	2- 1	0- 1	HOME	2- 1	5- 0	3- 0				
7- 2	0- 1	1- 1	AWAY	2- 0	2- 0	2- 0				
2- 0	1- 0	0- 0	NEUTRAL	0- 0	0- 0	1- 0				
12- 1	1- 0	0- 0	NON-CONFERENCE	2- 1	3- 0	6- 0				
7- 1	0- 0	0- 0	HOME	1- 1	3- 0	3- 0				
3- 0	0- 0	0- 0	AWAY	1- 0	0- 0	2- 0				
2- 0	1- 0	0- 0	NEUTRAL	0- 0	0- 0	1- 0				
9- 4	2- 2	1- 2	CONFERENCE	2- 0	4- 0	0- 0				
5- 2	2- 1	0- 1	HOME	1- 0	2- 0	0- 0				
4- 2	0- 1	1- 1	AWAY	1- 0	2- 0	0- 0				
0- 0	0- 0	0- 0	NEUTRAL	0- 0	0- 0	0- 0				

RPI S	Opponent	Score	RPI S	Opponent	Score	RPI S	Opponent	Score	RPI S	Opponent	Score
1	A Notre Dame	70 97	26	A North Carolina	64 63	57	A Virginia Tech	56 54	101	H Creighton	71 52
3	H Louisville	49 68	42	A Clemson	68 73	65	H LSU	45 58	107	A Virginia	63 61
8	N Iowa	71 67	42	H Clemson	45 57	91	H Duke	66 62	118	H Wake Forest	85 61
9	H NC State	75 70				93	A St. John's (NY)	57 53	122	A Boston College	91 71
20	H Miami (FL)	62 58				94	H Troy	103 67	126	H Pittsburgh	78 46
									129	H Penn St.	87 58
									135	H Georgia St.	79 43
									152	A Mercer	57 56
									194	A Milwaukee	87 62
									217	H Florida	63 56
									230	H Jacksonville	79 46
									268	H North Florida	74 53
									328	N Eastern Ky.	62 45
LAST 12 Division I GAMES:											
8	N Iowa	71 67	20	H Miami (FL)	62 58						
126	H Pittsburgh	78 46	57	A Virginia Tech	56 54						
42	A Clemson	68 73	3	H Louisville	49 68						
1	A Notre Dame	70 97	91	H Duke	66 62						
9	H NC State	75 70	122	A Boston College	91 71						
118	H Wake Forest	85 61	42	H Clemson	45 57						

Non-Div I Games:

Florida St.

■ Loss, 
■ Non-Conf, 
■ S Site, 
■ H Home 
■ A Away 
N Neutral

Average RPI Win:	205	WON-LOST	WINNING	LAST 10	STRENGTH OF	OPP. STRENGTH	TEAM	ADJ.	CONF.	ADJ CONF.
Average RPI Loss:	103	RECORD	PCT. RANK	GAMES	SCHEDULE	OF SCHEDULE	RPI	RPI	RPI	RPI
DIV. I ONLY	19- 8	64	1- 0	238	94	121	121	17	17	
DIV. I NON-CONF.	9- 5	104	1- 0	257	23	144	144	16	16	
TOTALS	RPI 1-25	RPI 26-50	W-L RECORDS	RPI 51-100	RPI 101-150	RPI 150+				
19- 8	0- 0	0- 1	OVERALL	2- 2	3- 5	14- 0				
10- 3	0- 0	0- 0	HOME	2- 0	2- 3	6- 0				
7- 4	0- 0	0- 0	AWAY	0- 2	1- 2	6- 0				
2- 1	0- 0	0- 1	NEUTRAL	0- 0	0- 0	2- 0				
9- 5	0- 0	0- 1	NON-CONFERENCE	2- 2	1- 2	6- 0				
6- 1	0- 0	0- 0	HOME	2- 0	1- 1	3- 0				
1- 3	0- 0	0- 0	AWAY	0- 2	0- 1	1- 0				
2- 1	0- 0	0- 1	NEUTRAL	0- 0	0- 0	2- 0				
10- 3	0- 0	0- 0	CONFERENCE	0- 0	2- 3	8- 0				
4- 2	0- 0	0- 0	HOME	0- 0	1- 2	3- 0				
6- 1	0- 0	0- 0	AWAY	0- 0	1- 1	5- 0				
0- 0	0- 0	0- 0	NEUTRAL	0- 0	0- 0	0- 0				

RPI S	Opponent	Score	RPI S	Opponent	Score	RPI S	Opponent	Score	RPI S	Opponent	Score	Team's RPI: 121
29 N	Texas	54 72	62 H	Middle Tenn.	61 49	103 H	VCU	44 47	113 A	Dayton	50 72	
			67 H	Maine	72 64	119 H	Charlotte	71 64	126 A	Pittsburgh	62 65	
			87 A	Northeastern	54 58	129 H	Penn St.	55 72	140 A	Davidson	58 42	
			99 A	Georgetown	38 58	140 H	Davidson	56 60	150 H	Duquesne	57 46	
						168 N	Washington	65 57	190 A	George Washington	50 38	
						191 A	Saint Louis	56 53	191 H	Saint Louis	54 51	
						211 H	George Mason	64 53	212 N	Ball St.	78 70	
						234 A	St. Bonaventure	53 44	238 H	Columbia	68 49	
						255 A	Rhode Island	56 38	270 H	Richmond	60 48	
						284 H	Manhattan	65 61	289 A	La Salle	65 54	
						300 H	Wagner	80 59	327 A	Iona	57 40	
LAST 12 Division I GAMES:												
62 H	Middle Tenn.	61 49	191 H	Saint Louis	54 51							
29 N	Texas	54 72	150 H	Duquesne	57 46							
168 N	Washington	65 57	289 A	La Salle	65 54							
234 A	St. Bonaventure	53 44	140 H	Davidson	56 60							
140 A	Davidson	58 42	255 A	Rhode Island	56 38							
211 H	George Mason	64 53	113 A	Dayton	50 72							

Non-Div I Games:

Fordham

Average RPI Win:	211	WON-LOST	WINNING	LAST 10	STRENGTH OF	OPP. STRENGTH	TEAM	ADJ.	CONF.	ADJ CONF.
Average RPI Loss:	86	RECORD	PCT. RANK	GAMES	SCHEDULE	OF SCHEDULE	RPI	RPI	RPI	RPI
DIV. I ONLY	15- 9	105	0- 1	148	117	110	110	15	15	
DIV. I NON-CONF.	5- 4	139	0- 0	168	51	110	110	14	14	
TOTALS	RPI 1-25	RPI 26-50	W-L RECORDS	RPI 51-100	RPI 101-150	RPI 150+				
15- 9	0- 1	1- 3	OVERALL	1- 3	0- 0	13- 2				
9- 3	0- 0	1- 1	HOME	1- 1	0- 0	7- 1				
6- 6	0- 1	0- 2	AWAY	0- 2	0- 0	6- 1				
0- 0	0- 0	0- 0	NEUTRAL	0- 0	0- 0	0- 0				
5- 4	0- 1	0- 1	NON-CONFERENCE	1- 1	0- 0	4- 1				
4- 0	0- 0	0- 0	HOME	1- 0	0- 0	3- 0				
1- 4	0- 1	0- 1	AWAY	0- 1	0- 0	1- 1				
0- 0	0- 0	0- 0	NEUTRAL	0- 0	0- 0	0- 0				
10- 5	0- 0	1- 2	CONFERENCE	0- 2	0- 0	9- 1				
5- 3	0- 0	1- 1	HOME	0- 1	0- 0	4- 1				
5- 2	0- 0	0- 1	AWAY	0- 1	0- 0	5- 0				
0- 0	0- 0	0- 0	NEUTRAL	0- 0	0- 0	0- 0				

RPI S	Opponent	Score	RPI S	Opponent	Score	RPI S	Opponent	Score	RPI S	Opponent	Score	Team's RPI: 110
17	A Arizona St.	52 68	31	A UCLA	80 89	51	A Southern California	61 62	169	H Santa Clara	80 53	
			47	H Wyoming	56 63	58	A Boise St.	76 83	185	A Utah St.	64 53	
			49	A New Mexico	73 82	58	H Boise St.	60 72	185	H Utah St.	70 59	
			49	H New Mexico	77 70	96	H UT Arlington	70 61	186	A Eastern Wash.	68 58	
									194	H Milwaukee	65 48	
									205	H UNLV	73 55	
									213	A Nevada	79 63	
									213	H Nevada	41 57	
									224	A San Diego St.	87 81	
									251	A Northern Ariz.	73 86	
									275	A Colorado St.	66 55	
									275	H Colorado St.	57 54	
									292	A Air Force	77 70	
									307	H San Jose St.	77 48	
									313	H Cal Poly	76 58	
LAST 12 Division I GAMES:												
213	H Nevada	41 57	49	A New Mexico	73 82							
292	A Air Force	77 70	47	H Wyoming	56 63							
49	H New Mexico	77 70	275	H Colorado St.	57 54							
58	A Boise St.	76 83	224	A San Diego St.	87 81							
205	H UNLV	73 55	58	H Boise St.	60 72							
185	A Utah St.	64 53	213	A Nevada	79 63							

Non-Div I Games: Stanislaus St. 86 51 Fresno Pacific 90 51

Fresno St.

Average RPI Win:	281	WON-LOST	WINNING	LAST 10	STRENGTH OF	OPP. STRENGTH	TEAM	ADJ.	CONF.	ADJ CONF.
Average RPI Loss:	155	RECORD	PCT. RANK	GAMES	SCHEDULE	OF SCHEDULE	RPI	RPI	RPI	RPI
DIV. I ONLY	15- 10	119	0- 1	336	229	215	215	27	27	
DIV. I NON-CONF.	7- 6	153	0- 0	270	223	206	206	24	24	
TOTALS	RPI 1-25	RPI 26-50	W-L RECORDS	RPI 51-100	RPI 101-150	RPI 150+				
15- 10	0- 2	0- 0	OVERALL	0- 1	0- 1	15- 6				
11- 2	0- 0	0- 0	HOME	0- 1	0- 0	11- 1				
3- 7	0- 2	0- 0	AWAY	0- 0	0- 1	3- 4				
1- 1	0- 0	0- 0	NEUTRAL	0- 0	0- 0	1- 1				
7- 6	0- 2	0- 0	NON-CONFERENCE	0- 1	0- 1	7- 2				
5- 1	0- 0	0- 0	HOME	0- 1	0- 0	5- 0				
1- 4	0- 2	0- 0	AWAY	0- 0	0- 1	1- 1				
1- 1	0- 0	0- 0	NEUTRAL	0- 0	0- 0	1- 1				
8- 4	0- 0	0- 0	CONFERENCE	0- 0	0- 0	8- 4				
6- 1	0- 0	0- 0	HOME	0- 0	0- 0	6- 1				
2- 3	0- 0	0- 0	AWAY	0- 0	0- 0	2- 3				
0- 0	0- 0	0- 0	NEUTRAL	0- 0	0- 0	0- 0				

RPI 1-25			RPI 26-50			RPI 51-100			RPI 101+			Team's RPI: 215
RPI	S	Opponent	Score	RPI	S	Opponent	Score	RPI	S	Opponent	Score	
7	A	Mississippi St.	41 106					106	A	Georgia	38 61	
21	A	South Carolina	53 66					152	H	Mercer	60 75	
								164	A	Chattanooga	53 73	
								164	H	Chattanooga	61 54	
								182	H	UNC Asheville	58 47	
								225	N	Western Ill.	78 85	
								226	H	Gardner-Webb	70 57	
								254	A	ETSU	70 75	
								254	H	ETSU	57 55	
								260	A	Wofford	75 84	
								260	H	Wofford	63 50	
								286	H	Samford	57 36	
								290	N	Fairfield	77 70	
								293	A	Col. of Charleston	70 67	
								294	A	Kennesaw St.	63 74	
								302	A	UNC Greensboro	59 49	
								302	H	UNC Greensboro	64 61	
								304	H	Fla. Atlantic	73 57	
								330	H	Presbyterian	76 68	
								339	A	Western Caro.	53 28	
								339	H	Western Caro.	65 55	
								344	H	USC Upstate	78 67	
LAST 12 Division I GAMES:												
260	A	Wofford	75 84	286	H	Samford	57 36					
254	H	ETSU	57 55	260	H	Wofford	63 50					
164	H	Chattanooga	61 54	164	A	Chattanooga	53 73					
302	A	UNC Greensboro	59 49	254	A	ETSU	70 75					
339	A	Western Caro.	53 28	339	H	Western Caro.	65 55					
152	H	Mercer	60 75	302	H	UNC Greensboro	64 61					

Non-Div I Games: Coker 71 42 North Greenville 74 78

Furman

## Ga. Southern

Through Games Of Feb. 23, 2019

Average RPI Win:	265	WON-LOST	WINNING	LAST 10	STRENGTH OF	OPP. STRENGTH	TEAM	ADJ.	CONF.	ADJ CONF.
Average RPI Loss:	163	RECORD	PCT. RANK	GAMES	SCHEDULE	OF SCHEDULE	RPI	RPI	RPI	RPI
DIV. I ONLY	6- 19	302	0- 1	142	299	283	283	12	12	
DIV. I NON-CONF.	4- 6	212	0- 0	178	349	220	220	13	13	
TOTALS	RPI 1-25	RPI 26-50	W-L RECORDS	RPI 51-100	RPI 101-150	RPI 150+				
6- 19	0- 0	0- 0	OVERALL	0- 7	0- 3	6- 9				
3- 10	0- 0	0- 0	HOME	0- 3	0- 2	3- 5				
3- 9	0- 0	0- 0	AWAY	0- 4	0- 1	3- 4				
0- 0	0- 0	0- 0	NEUTRAL	0- 0	0- 0	0- 0				
4- 6	0- 0	0- 0	NON-CONFERENCE	0- 1	0- 1	4- 4				
2- 2	0- 0	0- 0	HOME	0- 0	0- 0	2- 2				
2- 4	0- 0	0- 0	AWAY	0- 1	0- 1	2- 2				
0- 0	0- 0	0- 0	NEUTRAL	0- 0	0- 0	0- 0				
2- 13	0- 0	0- 0	CONFERENCE	0- 6	0- 2	2- 5				
1- 8	0- 0	0- 0	HOME	0- 3	0- 2	1- 3				
1- 5	0- 0	0- 0	AWAY	0- 3	0- 0	1- 2				
0- 0	0- 0	0- 0	NEUTRAL	0- 0	0- 0	0- 0				

RPI S	Opponent	Score	RPI S	Opponent	Score	RPI S	Opponent	Score	RPI S	Opponent	Score	Team's RPI: 283
						57	A Virginia Tech	49 78	106	A Georgia	38 81	
						94	A Troy	78 100	135	H Georgia St.	66 83	
						94	H Troy	81 97	143	H Appalachian St.	52 70	
						96	A UT Arlington	48 81	152	H Mercer	72 79	
						96	H UT Arlington	53 74	157	A Stony Brook	43 72	
						100	A South Alabama	60 73	163	H Coastal Caro.	73 76	
						100	H South Alabama	53 69	167	A Texas St.	65 55	
									167	H Texas St.	52 64	
									209	H Bethune-Cookman	77 76	
									258	A Louisiana	48 59	
									258	H Louisiana	79 71	
									260	H Wofford	65 81	
									279	H Winthrop	64 55	
									294	A Kennesaw St.	59 78	
									315	A La.-Monroe	57 58	
									315	H La.-Monroe	62 80	
									330	A Presbyterian	69 68	
									349	A Savannah St.	82 71	
LAST 12 Division I GAMES:												
			143	H Appalachian St.	52 70				135	H Georgia St.	66 83	
			163	H Coastal Caro.	73 76				167	A Texas St.	65 55	
			94	A Troy	78 100				96	A UT Arlington	48 81	
			100	A South Alabama	60 73				100	H South Alabama	53 69	
			315	H La.-Monroe	62 80				94	H Troy	81 97	
			258	H Louisiana	79 71				258	A Louisiana	48 59	

Non-Div I Games: Coastal Ga. 68 46

Ga. Southern

■ Loss, 
 ■ Non-Conf, S Site, 
 ■ Home 
 ■ Away 
 N Neutral

Average RPI Win:	263	WON-LOST	WINNING	LAST 10	STRENGTH OF	OPP. STRENGTH	TEAM	ADJ.	CONF.	ADJ CONF.
Average RPI Loss:	187	RECORD	PCT. RANK	GAMES	SCHEDULE	OF SCHEDULE	RPI	RPI	RPI	RPI
DIV. I ONLY	11- 13	202	0- 1	252	314	226	226	28	28	
DIV. I NON-CONF.	3- 6	241	0- 0	199	297	230	230	29	29	
TOTALS	RPI 1-25	RPI 26-50	W-L RECORDS	RPI 51-100	RPI 101-150	RPI 150+				
11- 13	0- 0	0- 0	OVERALL	0- 2	1- 4	10- 7				
6- 5	0- 0	0- 0	HOME	0- 0	1- 2	5- 3				
5- 8	0- 0	0- 0	AWAY	0- 2	0- 2	5- 4				
0- 0	0- 0	0- 0	NEUTRAL	0- 0	0- 0	0- 0				
3- 6	0- 0	0- 0	NON-CONFERENCE	0- 1	1- 2	2- 3				
1- 2	0- 0	0- 0	HOME	0- 0	1- 1	0- 1				
2- 4	0- 0	0- 0	AWAY	0- 1	0- 1	2- 2				
0- 0	0- 0	0- 0	NEUTRAL	0- 0	0- 0	0- 0				
8- 7	0- 0	0- 0	CONFERENCE	0- 1	0- 2	8- 4				
5- 3	0- 0	0- 0	HOME	0- 0	0- 1	5- 2				
3- 4	0- 0	0- 0	AWAY	0- 1	0- 1	3- 2				
0- 0	0- 0	0- 0	NEUTRAL	0- 0	0- 0	0- 0				

RPI 1-25				RPI 26-50				RPI 51-100				RPI 101+				Team's RPI: 226	
RPI	S	Opponent	Score	RPI	S	Opponent	Score	RPI	S	Opponent	Score	RPI	S	Opponent	Score		
								63	A	Drexel	48	65	120	A	High Point	70	78
								88	A	Radford	69	79	120	H	High Point	61	78
													131	H	Morehead St.	69	84
													140	H	Davidson	54	49
													147	A	Delaware	45	69
													182	H	UNC Asheville	69	59
													208	A	Hampton	80	82
													208	H	Hampton	68	46
													215	A	Furman	57	70
													217	A	Florida	60	58
													218	A	Campbell	52	38
													218	H	Campbell	63	69
													249	H	Mt. St. Mary's	62	69
													260	A	Wofford	53	59
													279	A	Winthrop	65	52
													279	H	Winthrop	62	64
													299	H	Charleston So.	75	65
													330	A	Presbyterian	66	58
													338	A	Longwood	79	85
													338	H	Longwood	80	78
													339	A	Western Caro.	62	52
													344	H	USC Upstate	92	72
LAST 12 Division I GAMES:																	
				120	A	High Point	70	78					338	A	Longwood	79	85
				208	H	Hampton	68	46					299	H	Charleston So.	75	65
				218	H	Campbell	63	69					208	A	Hampton	80	82
				279	A	Winthrop	65	52					344	H	USC Upstate	92	72
				338	H	Longwood	80	78					279	H	Winthrop	62	64
				88	A	Radford	69	79					330	A	Presbyterian	66	58

Non-Div I Games: Converse 79 51 Pfeiffer 82 46 Warren Wilson 100 37

Gardner-Webb

## George Mason

Through Games Of Feb. 23, 2019

Average RPI Win:	248	WON-LOST	WINNING	LAST 10	STRENGTH OF	OPP. STRENGTH	TEAM	ADJ.	CONF.	ADJ CONF.
Average RPI Loss:	157	RECORD	PCT. RANK	GAMES	SCHEDULE	OF SCHEDULE	RPI	RPI	RPI	RPI
DIV. I ONLY	14- 12	153	1- 0	318	160	211	211	17	17	
DIV. I NON-CONF.	8- 5	119	0- 0	311	202	192	192	16	16	
TOTALS	RPI 1-25	RPI 26-50	W-L RECORDS	RPI 51-100	RPI 101-150	RPI 150+				
14- 12	0- 0	0- 0	OVERALL	0- 2	1- 5	13- 5				
8- 4	0- 0	0- 0	HOME	0- 1	1- 2	7- 1				
6- 8	0- 0	0- 0	AWAY	0- 1	0- 3	6- 4				
0- 0	0- 0	0- 0	NEUTRAL	0- 0	0- 0	0- 0				
8- 5	0- 0	0- 0	NON-CONFERENCE	0- 2	1- 1	7- 2				
5- 1	0- 0	0- 0	HOME	0- 1	1- 0	4- 0				
3- 4	0- 0	0- 0	AWAY	0- 1	0- 1	3- 2				
0- 0	0- 0	0- 0	NEUTRAL	0- 0	0- 0	0- 0				
6- 7	0- 0	0- 0	CONFERENCE	0- 0	0- 4	6- 3				
3- 3	0- 0	0- 0	HOME	0- 0	0- 2	3- 1				
3- 4	0- 0	0- 0	AWAY	0- 0	0- 2	3- 2				
0- 0	0- 0	0- 0	NEUTRAL	0- 0	0- 0	0- 0				

RPI 1-25				RPI 26-50				RPI 51-100				RPI 101+				Team's RPI: 211	
RPI	S	Opponent	Score	RPI	S	Opponent	Score	RPI	S	Opponent	Score	RPI	S	Opponent	Score		
								81	A	American	71	86	103	H	VCU	38	62
								97	H	Houston	56	66	121	A	Fordham	53	64
												140	A	Davidson	59	67	
												141	A	Kansas	56	77	
												147	H	Delaware	72	46	
												150	H	Duquesne	57	60	
												168	A	Washington	52	81	
												190	A	George Washington	64	60	
												190	H	George Washington	61	46	
												191	A	Saint Louis	53	60	
												195	H	UMES	70	49	
												227	A	Howard	59	73	
												233	A	Massachusetts	70	52	
												234	A	St. Bonaventure	55	64	
												234	H	St. Bonaventure	57	68	
												236	A	UMKC	91	84	
												253	H	Colgate	64	61	
												255	H	Rhode Island	75	69	
												270	A	Richmond	67	52	
												289	H	La Salle	59	42	
												292	A	Air Force	78	71	
												293	H	Col. of Charleston	66	52	
												296	H	Loyola Maryland	70	38	
												328	A	Eastern Ky.	91	75	
LAST 12 Division I GAMES:																	
270	A	Richmond	67	52	191	A	Saint Louis	53	60								
103	H	VCU	38	62	255	H	Rhode Island	75	69								
289	H	La Salle	59	42	190	A	George Washington	64	60								
121	A	Fordham	53	64	233	A	Massachusetts	70	52								
190	H	George Washington	61	46	150	H	Duquesne	57	60								
234	A	St. Bonaventure	55	64	234	H	St. Bonaventure	57	68								

Non-Div I Games:

George Mason

■ Loss, 
 ■ Non-Conf, 
 ■ S Site, 
 ■ H Home 
 ■ A Away 
 N Neutral



Average RPI Win: <b>170</b>	WON-LOST	WINNING	LAST 10	STRENGTH OF	OPP. STRENGTH	TEAM	ADJ.	CONF.	ADJ CONF.
Average RPI Loss: <b>140</b>	RECORD	PCT. RANK	GAMES	SCHEDULE	OF SCHEDULE	RPI	RPI	RPI	RPI
DIV. I ONLY	9- 17	256	1- 0	75	165	190	190	17	17
DIV. I NON-CONF.	3- 10	278	0- 0	38	105	215	215	16	16
TOTALS	RPI 1-25	RPI 26-50	W-L RECORDS	RPI 51-100	RPI 101-150	RPI 150+			
9- 17	0- 2	0- 2	OVERALL	1- 1	4- 4	4- 8			
5- 8	0- 1	0- 0	HOME	1- 1	3- 2	1- 4			
4- 7	0- 0	0- 1	AWAY	0- 0	1- 2	3- 4			
0- 2	0- 1	0- 1	NEUTRAL	0- 0	0- 0	0- 0			
3- 10	0- 2	0- 2	NON-CONFERENCE	1- 1	1- 1	1- 4			
3- 4	0- 1	0- 0	HOME	1- 1	1- 0	1- 2			
0- 4	0- 0	0- 1	AWAY	0- 0	0- 1	0- 2			
0- 2	0- 1	0- 1	NEUTRAL	0- 0	0- 0	0- 0			
6- 7	0- 0	0- 0	CONFERENCE	0- 0	3- 3	3- 4			
2- 4	0- 0	0- 0	HOME	0- 0	2- 2	0- 2			
4- 3	0- 0	0- 0	AWAY	0- 0	1- 1	3- 2			
0- 0	0- 0	0- 0	NEUTRAL	0- 0	0- 0	0- 0			

RPI 1-25				RPI 26-50				RPI 51-100				RPI 101+				Team's RPI: 190
RPI	S	Opponent	Score	RPI	S	Opponent	Score	RPI	S	Opponent	Score	RPI	S	Opponent	Score	
9	N	NC State	61 69	35	N	Georgia Tech	55 70	55	H	Villanova	45 60	103	H	VCU	57 48	
13	H	Maryland	30 69	38	A	James Madison	37 50	76	H	Princeton	64 49	109	H	Towson	76 63	
												113	A	Dayton	53 62	
												113	H	Dayton	46 45	
												121	H	Fordham	38 50	
												130	A	South Fla.	30 63	
												140	H	Davidson	42 62	
												150	A	Duquesne	55 54	
												152	H	Mercer	53 61	
												173	A	William & Mary	59 73	
												191	A	Saint Louis	44 60	
												200	H	Memphis	51 38	
												211	A	George Mason	46 61	
												211	H	George Mason	60 64	
												222	H	Monmouth	51 55	
												233	A	Massachusetts	66 59	
												242	H	Saint Joseph's	38 41	
												255	A	Rhode Island	64 59	
												289	A	La Salle	67 59	
												327	A	Iona	43 52	
LAST 12 Division I GAMES:																
233	A	Massachusetts	66 59	150	A	Duquesne	55 54									
113	A	Dayton	53 62	103	H	VCU	57 48									
242	H	Saint Joseph's	38 41	211	H	George Mason	60 64									
211	A	George Mason	46 61	289	A	La Salle	67 59									
191	A	Saint Louis	44 60	113	H	Dayton	46 45									
140	H	Davidson	42 62	255	A	Rhode Island	64 59									

Non-Div I Games:

George Washington

■ Loss, 
■ Non-Conf, 
■ S Site, 
■ H Home 
■ A Away 
N Neutral

Average RPI Win:	158	WON-LOST	WINNING	LAST 10	STRENGTH OF	OPP. STRENGTH	TEAM	ADJ.	CONF.	ADJ CONF.
Average RPI Loss:	50	RECORD	PCT. RANK	GAMES	SCHEDULE	OF SCHEDULE	RPI	RPI	RPI	RPI
DIV. I ONLY	12- 14	195	1- 0	19	58	99	99	6	6	
DIV. I NON-CONF.	6- 5	143	0- 0	28	83	83	83	4	4	
TOTALS	RPI 1-25	RPI 26-50	W-L RECORDS	RPI 51-100	RPI 101-150	RPI 150+				
12- 14	0- 4	0- 5	OVERALL	1- 2	6- 3	5- 0				
9- 5	0- 2	0- 2	HOME	1- 0	5- 1	3- 0				
3- 7	0- 1	0- 2	AWAY	0- 2	1- 2	2- 0				
0- 2	0- 1	0- 1	NEUTRAL	0- 0	0- 0	0- 0				
6- 5	0- 2	0- 2	NON-CONFERENCE	0- 0	2- 1	4- 0				
4- 2	0- 1	0- 0	HOME	0- 0	2- 1	2- 0				
2- 1	0- 0	0- 1	AWAY	0- 0	0- 0	2- 0				
0- 2	0- 1	0- 1	NEUTRAL	0- 0	0- 0	0- 0				
6- 9	0- 2	0- 3	CONFERENCE	1- 2	4- 2	1- 0				
5- 3	0- 1	0- 2	HOME	1- 0	3- 0	1- 0				
1- 6	0- 1	0- 1	AWAY	0- 2	1- 2	0- 0				
0- 0	0- 0	0- 0	NEUTRAL	0- 0	0- 0	0- 0				

RPI 1-25				RPI 26-50				RPI 51-100				Team's RPI: 99	RPI 101+			
RPI	S	Opponent	Score	RPI	S	Opponent	Score	RPI	S	Opponent	Score		RPI	S	Opponent	Score
2	N	Baylor	46 <b>67</b>	28	A	DePaul	71 <b>76</b>	55	A	Villanova	43 <b>91</b>		101	A	Creighton	38 <b>65</b>
9	H	NC State	65 <b>76</b>	28	H	DePaul	64 <b>69</b>	55	H	Villanova	68 63		101	H	Creighton	62 53
10	A	Marquette	52 <b>59</b>	38	A	James Madison	57 <b>69</b>	93	A	St. John's (NY)	51 <b>59</b>		103	H	VCU	45 <b>47</b>
10	H	Marquette	62 <b>72</b>	46	N	Buffalo	64 <b>73</b>						111	A	Providence	68 52
				50	H	Butler	50 <b>59</b>						111	H	Providence	61 56
LAST 12 Division I GAMES:																
133	H	Seton Hall	51 43	133	A	Seton Hall	63 <b>76</b>						195	H	UMES	74 55
55	A	Villanova	43 <b>91</b>	93	A	St. John's (NY)	51 <b>59</b>						270	A	Richmond	73 53
28	A	DePaul	71 <b>76</b>	55	H	Villanova	68 63						296	H	Loyola Maryland	45 30
10	A	Marquette	52 <b>59</b>	10	H	Marquette	62 <b>72</b>									
111	H	Providence	61 56	28	H	DePaul	64 <b>69</b>									
101	H	Creighton	62 53	101	A	Creighton	38 <b>65</b>									

Non-Div I Games:

Georgetown

■ Loss, 
 ■ Non-Conf, 
 ■ S Site, 
 ■ H Home 
 ■ A Away 
 N Neutral

Average RPI Win:	207	WON-LOST	WINNING	LAST 10	STRENGTH OF	OPP. STRENGTH	TEAM	ADJ.	CONF.	ADJ CONF.
Average RPI Loss:	40	RECORD	PCT. RANK	GAMES	SCHEDULE	OF SCHEDULE	RPI	RPI	RPI	RPI
DIV. I ONLY	16- 10	113	1- 0	110	73	106	106	5	5	
DIV. I NON-CONF.	9- 4	85	0- 0	240	210	133	133	5	5	
TOTALS	RPI 1-25	RPI 26-50	W-L RECORDS	RPI 51-100	RPI 101-150	RPI 150+				
16- 10	0- 4	1- 3	OVERALL	3- 2	0- 1	12- 0				
13- 2	0- 1	1- 0	HOME	2- 0	0- 1	10- 0				
2- 7	0- 2	0- 3	AWAY	1- 2	0- 0	1- 0				
1- 1	0- 1	0- 0	NEUTRAL	0- 0	0- 0	1- 0				
9- 4	0- 1	0- 2	NON-CONFERENCE	0- 1	0- 0	9- 0				
8- 0	0- 0	0- 0	HOME	0- 0	0- 0	8- 0				
0- 3	0- 0	0- 2	AWAY	0- 1	0- 0	0- 0				
1- 1	0- 1	0- 0	NEUTRAL	0- 0	0- 0	1- 0				
7- 6	0- 3	1- 1	CONFERENCE	3- 1	0- 1	3- 0				
5- 2	0- 1	1- 0	HOME	2- 0	0- 1	2- 0				
2- 4	0- 2	0- 1	AWAY	1- 1	0- 0	1- 0				
0- 0	0- 0	0- 0	NEUTRAL	0- 0	0- 0	0- 0				

RPI 1-25				RPI 26-50				RPI 51-100				RPI 101+ Team's RPI: 106			
RPI	S	Opponent	Score	RPI	S	Opponent	Score	RPI	S	Opponent	Score	RPI	S	Opponent	Score
7	A	Mississippi St.	71 80	27	A	Missouri	35 61	54	A	Auburn	58 59	138	H	Alabama	53 58
13	N	Maryland	51 58	31	A	UCLA	69 80	55	A	Villanova	56 62	152	H	Mercer	67 60
16	H	Texas A&M	66 76	35	A	Georgia Tech	53 63	65	H	LSU	63 50	198	H	Ole Miss	78 56
21	A	South Carolina	57 65	40	H	Tennessee	66 62	86	A	Arkansas	80 72	203	A	Vanderbilt	71 64
								86	H	Arkansas	93 83	215	H	Furman	61 38
												217	H	Florida	93 58
												234	H	St. Bonaventure	67 40
												279	H	Winthrop	85 39
												283	H	Ga. Southern	81 38
												299	H	Charleston So.	83 75
												303	N	Morgan St.	60 33
												320	H	Lipscomb	77 45
												330	H	Presbyterian	83 59
LAST 12 Division I GAMES:															
86	H	Arkansas	93 83	138	H	Alabama	53 58								
198	H	Ole Miss	78 56	16	H	Texas A&M	66 76								
21	A	South Carolina	57 65	27	A	Missouri	35 61								
217	H	Florida	93 58	40	H	Tennessee	66 62								
54	A	Auburn	58 59	7	A	Mississippi St.	71 80								
86	A	Arkansas	80 72	203	A	Vanderbilt	71 64								

Non-Div I Games:

Georgia

■ Loss, 
■ Non-Conf, 
■ S Site, 
■ H Home 
■ A Away 
N Neutral



Average RPI Win:	148	WON-LOST	WINNING	LAST 10	STRENGTH OF	OPP. STRENGTH	TEAM	ADJ.	CONF.	ADJ CONF.
Average RPI Loss:	34	RECORD	PCT. RANK	GAMES	SCHEDULE	OF SCHEDULE	RPI	RPI	RPI	RPI
DIV. I ONLY	17- 9	87	1- 0	35	18	35	35	1	1	
DIV. I NON-CONF.	10- 3	59	0- 0	152	148	59	59	1	1	
TOTALS	RPI 1-25	RPI 26-50	W-L RECORDS	RPI 51-100	RPI 101-150	RPI 150+				
17- 9	1- 5	1- 2	OVERALL	3- 1	7- 1	5- 0				
11- 2	1- 2	1- 0	HOME	2- 0	3- 0	4- 0				
3- 6	0- 3	0- 2	AWAY	0- 1	3- 0	0- 0				
3- 1	0- 0	0- 0	NEUTRAL	1- 0	1- 1	1- 0				
10- 3	0- 1	0- 0	NON-CONFERENCE	1- 1	4- 1	5- 0				
6- 0	0- 0	0- 0	HOME	0- 0	2- 0	4- 0				
1- 2	0- 1	0- 0	AWAY	0- 1	1- 0	0- 0				
3- 1	0- 0	0- 0	NEUTRAL	1- 0	1- 1	1- 0				
7- 6	1- 4	1- 2	CONFERENCE	2- 0	3- 0	0- 0				
5- 2	1- 2	1- 0	HOME	2- 0	1- 0	0- 0				
2- 4	0- 2	0- 2	AWAY	0- 0	2- 0	0- 0				
0- 0	0- 0	0- 0	NEUTRAL	0- 0	0- 0	0- 0				

RPI 1-25				RPI 26-50				Team's RPI: 35	RPI 51-100				RPI 101+			
RPI	S	Opponent	Score	RPI	S	Opponent	Score		RPI	S	Opponent	Score	RPI	S	Opponent	Score
1	A	Notre Dame	50 90	26	A	North Carolina	90 91		57	H	Virginia Tech	76 68	106	H	Georgia	63 53
1	H	Notre Dame	55 76	42	A	Clemson	61 71		91	H	Duke	70 64	113	N	Dayton	66 85
3	A	Louisville	44 61	42	H	Clemson	75 53		92	N	Idaho St.	74 51	118	A	Wake Forest	60 46
9	H	NC State	60 68						97	A	Houston	89 95	122	A	Boston College	81 76
11	H	Syracuse	65 55										126	H	Pittsburgh	67 55
13	A	Maryland	54 67										133	N	Seton Hall	84 73
LAST 12 Division I GAMES:																
42	H	Clemson	75 53	9	H	NC State	60 68		11	H	Syracuse	65 55	143	H	Appalachian St.	71 53
57	H	Virginia Tech	76 68	118	A	Wake Forest	60 46		42	A	Clemson	61 71	190	N	George Washington	70 55
126	H	Pittsburgh	67 55	1	A	Notre Dame	50 90		3	A	Louisville	44 61	259	H	Alabama St.	69 42
1	A	Notre Dame	50 90	26	A	North Carolina	90 91		91	H	Duke	70 64	260	H	Wofford	81 40
26	A	North Carolina	90 91						1	H	Notre Dame	55 76	294	H	Kennesaw St.	60 35
													339	H	Western Caro.	84 49

Non-Div I Games:

Georgia Tech

■ Loss, 
 ■ Non-Conf, S Site, 
 ■ Home 
 ■ Away 
 N Neutral

**Gonzaga**

**G  
o  
n  
z  
a  
g  
a**

G  
o  
n  
z  
a  
g  
a

Gonzaga

Page 102

## Grambling

Through Games Of Feb. 23, 2019

Average RPI Win:	246	WON-LOST	WINNING	LAST 10	STRENGTH OF	OPP. STRENGTH	TEAM	ADJ.	CONF.	ADJ CONF.
Average RPI Loss:	170	RECORD	PCT. RANK	GAMES	SCHEDULE	OF SCHEDULE	RPI	RPI	RPI	RPI
DIV. I ONLY	12- 14	195	0- 1	254	273	207	207	29	29	
DIV. I NON-CONF.	3- 9	271	0- 0	84	91	195	195	28	28	
TOTALS	RPI 1-25	RPI 26-50	W-L RECORDS	RPI 51-100	RPI 101-150	RPI 150+				
12- 14	0- 0	1- 1	OVERALL	0- 2	1- 4	10- 7				
5- 3	0- 0	0- 0	HOME	0- 0	0- 0	5- 3				
5- 10	0- 0	0- 0	AWAY	0- 2	0- 4	5- 4				
2- 1	0- 0	1- 1	NEUTRAL	0- 0	1- 0	0- 0				
3- 9	0- 0	1- 1	NON-CONFERENCE	0- 2	1- 4	1- 2				
1- 0	0- 0	0- 0	HOME	0- 0	0- 0	1- 0				
0- 8	0- 0	0- 0	AWAY	0- 2	0- 4	0- 2				
2- 1	0- 0	1- 1	NEUTRAL	0- 0	1- 0	0- 0				
9- 5	0- 0	0- 0	CONFERENCE	0- 0	0- 0	9- 5				
4- 3	0- 0	0- 0	HOME	0- 0	0- 0	4- 3				
5- 2	0- 0	0- 0	AWAY	0- 0	0- 0	5- 2				
0- 0	0- 0	0- 0	NEUTRAL	0- 0	0- 0	0- 0				

RPI S	Opponent	Score	RPI S	Opponent	Score	RPI S	Opponent	Score	RPI S	Opponent	Score	Team's RPI: 207
33 N	South Dakota	53 67	54 A	Auburn	48 97	108 N	Loyola Marymount	62 61				
44 N	Indiana	65 62	96 A	UT Arlington	54 78	116 A	Oklahoma St.	40 86				
						130 A	South Fla.	50 67				
						138 A	Alabama	55 73				
						141 A	Kansas	45 76				
						175 A	Southern U.	65 71				
						175 H	Southern U.	81 86				
						179 A	Southern Miss.	47 68				
						199 A	Prairie View	64 63				
						199 H	Prairie View	73 57				
						240 A	Texas Southern	75 67				
						240 H	Texas Southern	72 55				
						252 A	Wichita St.	61 70				
						259 A	Alabama St.	80 72				
						281 A	Jackson St.	60 89				
						281 H	Jackson St.	74 77				
						291 A	Alabama A&M	63 51				
						324 H	McNeese	75 51				
						329 H	Mississippi Val.	52 54				
						346 H	Ark.-Pine Bluff	77 57				
						351 A	Alcorn	79 63				
						351 H	Alcorn	61 56				
LAST 12 Division I GAMES:												
281 A	Jackson St.	60 89	346 H	Ark.-Pine Bluff	77 57							
199 H	Prairie View	73 57	281 H	Jackson St.	74 77							
240 H	Texas Southern	72 55	199 A	Prairie View	64 63							
351 A	Alcorn	79 63	240 A	Texas Southern	75 67							
175 A	Southern U.	65 71	351 H	Alcorn	61 56							
329 H	Mississippi Val.	52 54	175 H	Southern U.	81 86							

Non-Div I Games:

Grambling

■ Loss, 
 ■ Non-Conf, 
 ■ S Site, 
 ■ Home 
 ■ A Away 
 N Neutral

Average RPI Win: 291		WON-LOST	WINNING	LAST 10	STRENGTH OF	OPP. STRENGTH	TEAM	ADJ.	CONF.	ADJ CONF.
Average RPI Loss: 223		RECORD	PCT. RANK	GAMES	SCHEDULE	OF SCHEDULE	RPI	RPI	RPI	RPI
DIV. I ONLY		6- 17	293	0- 1	337	328	335	335	30	30
DIV. I NON-CONF.		2- 8	293	0- 0	325	260	345	345	30	30
TOTALS	RPI 1-25	RPI 26-50		W-L RECORDS		RPI 51-100	RPI 101-150	RPI 150+		
6- 17	0- 0	0- 0		OVERALL		0- 0	1- 3	5- 14		
5- 6	0- 0	0- 0		HOME		0- 0	1- 1	4- 5		
1- 11	0- 0	0- 0		AWAY		0- 0	0- 2	1- 9		
0- 0	0- 0	0- 0		NEUTRAL		0- 0	0- 0	0- 0		
2- 8	0- 0	0- 0		NON-CONFERENCE		0- 0	0- 2	2- 6		
2- 3	0- 0	0- 0		HOME		0- 0	0- 1	2- 2		
0- 5	0- 0	0- 0		AWAY		0- 0	0- 1	0- 4		
0- 0	0- 0	0- 0		NEUTRAL		0- 0	0- 0	0- 0		
4- 9	0- 0	0- 0		CONFERENCE		0- 0	1- 1	3- 8		
3- 3	0- 0	0- 0		HOME		0- 0	1- 0	2- 3		
1- 6	0- 0	0- 0		AWAY		0- 0	0- 1	1- 5		
0- 0	0- 0	0- 0		NEUTRAL		0- 0	0- 0	0- 0		

[illegible]

Non-Div I Games:

## Grand Canyon

■ Loss, ■ Non-Conf, S Site, H Home A Away N Neutral



Average RPI Win: <b>214</b>	WON-LOST	WINNING	LAST 10	STRENGTH OF	OPP. STRENGTH	TEAM	ADJ.	CONF.	ADJ CONF.
Average RPI Loss: <b>68</b>	RECORD	PCT. RANK	GAMES	SCHEDULE	OF SCHEDULE	RPI	RPI	RPI	RPI
DIV. I ONLY	17- 8	75	1- 0	113	157	74	74	21	21
DIV. I NON-CONF.	4- 5	190	0- 0	4	21	35	35	18	18
TOTALS	RPI 1-25	RPI 26-50	W-L RECORDS	RPI 51-100	RPI 101-150	RPI 150+			
17- 8	0- 1	1- 3	OVERALL	2- 1	2- 3	12- 0			
11- 2	0- 0	0- 0	HOME	2- 0	2- 2	7- 0			
6- 6	0- 1	1- 3	AWAY	0- 1	0- 1	5- 0			
0- 0	0- 0	0- 0	NEUTRAL	0- 0	0- 0	0- 0			
4- 5	0- 1	1- 3	NON-CONFERENCE	1- 0	1- 1	1- 0			
3- 1	0- 0	0- 0	HOME	1- 0	1- 1	1- 0			
1- 4	0- 1	1- 3	AWAY	0- 0	0- 0	0- 0			
0- 0	0- 0	0- 0	NEUTRAL	0- 0	0- 0	0- 0			
13- 3	0- 0	0- 0	CONFERENCE	1- 1	1- 2	11- 0			
8- 1	0- 0	0- 0	HOME	1- 0	1- 1	6- 0			
5- 2	0- 0	0- 0	AWAY	0- 1	0- 1	5- 0			
0- 0	0- 0	0- 0	NEUTRAL	0- 0	0- 0	0- 0			

RPI 1-25				RPI 26-50				RPI 51-100				Team's RPI: 74	RPI 101+			
RPI	S	Opponent	Score	RPI	S	Opponent	Score	RPI	S	Opponent	Score	RPI	S	Opponent	Score	
10	A	Marquette	54 80	27	A	Missouri	56 49	67	H	Maine	70 39	113	H	Dayton	51 35	
				28	A	DePaul	64 73	70	A	Wright St.	67 85	117	H	Northwestern	55 57	
				33	A	South Dakota	49 55	70	H	Wright St.	56 37	125	A	Youngstown St.	59 70	
				36	A	South Dakota St.	47 77					125	H	Youngstown St.	60 42	
												128	H	IUPUI	63 67	
												181	H	Wisconsin	55 46	
												194	A	Milwaukee	76 62	
												194	H	Milwaukee	59 45	
												250	A	Northern Ky.	81 61	
												250	H	Northern Ky.	70 42	
												278	A	Cleveland St.	76 63	
												278	H	Cleveland St.	62 53	
												308	A	Oakland	77 53	
												308	H	Oakland	72 32	
												332	A	Detroit Mercy	65 40	
												332	H	Detroit Mercy	82 37	
												337	H	UIC	62 32	
LAST 12 Division I GAMES:																
				332	H	Detroit Mercy	82 37					194	H	Milwaukee	59 45	
				308	H	Oakland	72 32					128	H	IUPUI	63 67	
				278	A	Cleveland St.	76 63					337	H	UIC	62 32	
				125	A	Youngstown St.	59 70					308	A	Oakland	77 53	
				70	H	Wright St.	56 37					332	A	Detroit Mercy	65 40	
				250	H	Northern Ky.	70 42					125	H	Youngstown St.	60 42	

Non-Div I Games: Wis.-Parkside 81 32

Green Bay

■ Loss, 
 ■ Non-Conf, S Site, 
 ■ Home 
 ■ Away 
 N Neutral

Average RPI Win:	252	WON-LOST	WINNING	LAST 10	STRENGTH OF	OPP. STRENGTH	TEAM	ADJ.	CONF.	ADJ CONF.
Average RPI Loss:	183	RECORD	PCT. RANK	GAMES	SCHEDULE	OF SCHEDULE	RPI	RPI	RPI	RPI
DIV. I ONLY	13- 11	152	0- 1	292	270	208	208	28	28	
DIV. I NON-CONF.	3- 7	256	0- 1	214	152	272	272	29	29	
TOTALS	RPI 1-25	RPI 26-50	W-L RECORDS	RPI 51-100	RPI 101-150	RPI 150+				
13- 11	0- 1	1- 0	OVERALL	1- 1	0- 1	11- 8				
8- 3	0- 0	1- 0	HOME	1- 0	0- 0	6- 3				
5- 6	0- 1	0- 0	AWAY	0- 0	0- 1	5- 4				
0- 2	0- 0	0- 0	NEUTRAL	0- 1	0- 0	0- 1				
3- 7	0- 1	1- 0	NON-CONFERENCE	0- 1	0- 0	2- 5				
2- 2	0- 0	1- 0	HOME	0- 0	0- 0	1- 2				
1- 3	0- 1	0- 0	AWAY	0- 0	0- 0	1- 2				
0- 2	0- 0	0- 0	NEUTRAL	0- 1	0- 0	0- 1				
10- 4	0- 0	0- 0	CONFERENCE	1- 0	0- 1	9- 3				
6- 1	0- 0	0- 0	HOME	1- 0	0- 0	5- 1				
4- 3	0- 0	0- 0	AWAY	0- 0	0- 1	4- 2				
0- 0	0- 0	0- 0	NEUTRAL	0- 0	0- 0	0- 0				

RPI 1-25				RPI 26-50				RPI 51-100				RPI 101+ Team's RPI: 208			
RPI	S	Opponent	Score	RPI	S	Opponent	Score	RPI	S	Opponent	Score	RPI	S	Opponent	Score
9	A	NC State	51 83	38	H	James Madison	72 65	77	N	SFA	68 70	120	A	High Point	73 82
								88	H	Radford	68 54	164	H	Chattanooga	50 58
												182	A	UNC Asheville	61 58
												210	H	Elon	62 77
												218	A	Campbell	46 52
												218	H	Campbell	61 50
												220	A	Cornell	53 79
												226	A	Gardner-Webb	46 68
												226	H	Gardner-Webb	82 80
												231	N	Sacramento St.	61 65
												238	A	Columbia	63 88
												279	A	Winthrop	84 63
												286	H	Samford	64 57
												299	A	Charleston So.	74 66
												299	H	Charleston So.	57 72
												304	A	Fla. Atlantic	72 68
												330	H	Presbyterian	79 62
												338	A	Longwood	86 70
												338	H	Longwood	66 40
												344	H	USC Upstate	67 43
LAST 12 Division I GAMES:															
231	N	Sacramento St.	61 65	120	A	High Point	73 82								
338	A	Longwood	86 70	344	H	USC Upstate	67 43								
226	A	Gardner-Webb	46 68	226	H	Gardner-Webb	82 80								
299	H	Charleston So.	57 72	279	A	Winthrop	84 63								
218	H	Campbell	61 50	218	A	Campbell	46 52								
330	H	Presbyterian	79 62	338	H	Longwood	66 40								

Non-Div I Games: Mid-Atlantic Christl15 48

Hampton

■ Loss, 
 ■ Non-Conf, 
 ■ S Site, 
 ■ Home 
 ■ A Away 
 N Neutral

Average RPI Win:	255	WON-LOST	WINNING	LAST 10	STRENGTH OF	OPP. STRENGTH	TEAM	ADJ.	CONF.	ADJ CONF.
Average RPI Loss:	79	RECORD	PCT. RANK	GAMES	SCHEDULE	OF SCHEDULE	RPI	RPI	RPI	RPI
DIV. I ONLY	19- 9	80	0- 1	185	208	115	115	23	23	
DIV. I NON-CONF.	7- 7	162	0- 1	128	99	146	146	25	25	
TOTALS	RPI 1-25	RPI 26-50	W-L RECORDS	RPI 51-100	RPI 101-150	RPI 150+				
19- 9	0- 2	0- 2	OVERALL	2- 3	0- 0	17- 2				
11- 2	0- 0	0- 1	HOME	2- 1	0- 0	9- 0				
8- 5	0- 1	0- 1	AWAY	0- 2	0- 0	8- 1				
0- 2	0- 1	0- 0	NEUTRAL	0- 0	0- 0	0- 1				
7- 7	0- 2	0- 2	NON-CONFERENCE	1- 2	0- 0	6- 1				
4- 2	0- 0	0- 1	HOME	1- 1	0- 0	3- 0				
3- 3	0- 1	0- 1	AWAY	0- 1	0- 0	3- 0				
0- 2	0- 1	0- 0	NEUTRAL	0- 0	0- 0	0- 1				
12- 2	0- 0	0- 0	CONFERENCE	1- 1	0- 0	11- 1				
7- 0	0- 0	0- 0	HOME	1- 0	0- 0	6- 0				
5- 2	0- 0	0- 0	AWAY	0- 1	0- 0	5- 1				
0- 0	0- 0	0- 0	NEUTRAL	0- 0	0- 0	0- 0				

RPI 1-25				RPI 26-50				RPI 51-100				RPI 101+ Team's RPI: 115			
RPI	S	Opponent	Score	RPI	S	Opponent	Score	RPI	S	Opponent	Score	RPI	S	Opponent	Score
3	N	Louisville	69 86	45	H	Michigan St.	66 74	55	A	Villanova	41 59	154	N	Southern Ill.	50 72
20	A	Miami (FL)	62 75	49	A	New Mexico	65 72	67	A	Maine	58 78	157	A	Stony Brook	64 36
								67	H	Maine	49 46	157	H	Stony Brook	73 62
								76	H	Princeton	38 75	173	H	William & Mary	50 45
								82	H	Harvard	73 60	246	A	Binghamton	62 73
												247	H	Albany (NY)	82 35
												255	A	Rhode Island	65 51
												282	A	Vermont	76 48
												282	H	Vermont	61 32
												303	H	Morgan St.	80 59
												309	A	New Hampshire	66 48
												309	H	New Hampshire	56 49
												311	H	Bryant	67 57
												314	A	UMBC	66 52
												314	H	UMBC	92 47
												318	A	Central Conn. St.	54 52
												323	A	UMass Lowell	66 44
												323	H	UMass Lowell	69 45
												325	A	NJIT	84 53
LAST 12 Division I GAMES:															
49	A	New Mexico	65 72	314	H	UMBC	92 47								
20	A	Miami (FL)	62 75	157	H	Stony Brook	73 62								
323	H	UMass Lowell	69 45	246	A	Binghamton	62 73								
309	H	New Hampshire	56 49	247	H	Albany (NY)	82 35								
282	A	Vermont	76 48	309	A	New Hampshire	66 48								
67	A	Maine	58 78	323	A	UMass Lowell	66 44								

Non-Div I Games:

Hartford

■ Loss, 
■ Non-Conf, 
■ S Site, 
■ H Home 
■ A Away 
N Neutral

# Harvard

Through Games Of Feb. 23, 2019

Average RPI Win:	194	WON-LOST	WINNING	LAST 10	STRENGTH OF	OPP. STRENGTH	TEAM	ADJ.	CONF.	ADJ CONF.
Average RPI Loss:	84	RECORD	PCT. RANK	GAMES	SCHEDULE	OF SCHEDULE	RPI	RPI	RPI	RPI
DIV. I ONLY	14- 9	117	1- 0	80	107	82	82	11	11	
DIV. I NON-CONF.	7- 6	153	1- 0	60	30	80	80	11	11	
TOTALS	RPI 1-25	RPI 26-50	W-L RECORDS	RPI 51-100	RPI 101-150	RPI 150+				
14- 9	0- 2	1- 0	OVERALL	1- 4	1- 2	11- 1				
6- 4	0- 1	0- 0	HOME	1- 3	1- 0	4- 0				
7- 5	0- 1	1- 0	AWAY	0- 1	0- 2	6- 1				
1- 0	0- 0	0- 0	NEUTRAL	0- 0	0- 0	1- 0				
7- 6	0- 2	1- 0	NON-CONFERENCE	0- 3	0- 1	6- 0				
2- 3	0- 1	0- 0	HOME	0- 2	0- 0	2- 0				
4- 3	0- 1	1- 0	AWAY	0- 1	0- 1	3- 0				
1- 0	0- 0	0- 0	NEUTRAL	0- 0	0- 0	1- 0				
7- 3	0- 0	0- 0	CONFERENCE	1- 1	1- 1	5- 1				
4- 1	0- 0	0- 0	HOME	1- 1	1- 0	2- 0				
3- 2	0- 0	0- 0	AWAY	0- 0	0- 1	3- 1				
0- 0	0- 0	0- 0	NEUTRAL	0- 0	0- 0	0- 0				

RPI S	Opponent	Score	RPI S	Opponent	Score	RPI S	Opponent	Score	RPI S	Opponent	Score
1	A Notre Dame	58 103	39	A California	85 79	53	H Quinnipiac	67 72	112	A Yale	62 65
25	H Rutgers	49 60				64	H Penn	80 72	112	H Yale	83 69
						67	H Maine	60 67	115	A Hartford	60 73
						72	A Purdue	65 66	151	A CSUN	75 55
						76	H Princeton	71 75	155	H Boston U.	67 47
									202	N Jacksonville St.	69 62
									204	A Dartmouth	73 57
									204	H Dartmouth	56 46
									220	A Cornell	68 61
									238	A Columbia	65 75
									255	A Rhode Island	80 47
									272	A Siena	73 54
									276	A Brown	100 83
									276	H Brown	98 55
									289	H La Salle	88 43
LAST 12 Division I GAMES:											
151	A CSUN	75 55	238	A Columbia	65 75						
112	H Yale	83 69	276	A Brown	100 83						
276	H Brown	98 55	112	A Yale	62 65						
64	H Penn	80 72	204	A Dartmouth	73 57						
76	H Princeton	71 75	204	H Dartmouth	56 46						
220	A Cornell	68 61	39	A California	85 79						

Non-Div I Games:

Harvard

Loss, Non-Conf, S Site, H Home A Away N Neutral

## Hawaii

Through Games Of Feb. 23, 2019

Average RPI Win: <b>239</b>	WON-LOST	WINNING	LAST 10	STRENGTH OF	OPP. STRENGTH	TEAM	ADJ.	CONF.	ADJ CONF.
Average RPI Loss: <b>153</b>	RECORD	PCT. RANK	GAMES	SCHEDULE	OF SCHEDULE	RPI	RPI	RPI	RPI
DIV. I ONLY	10- 15	229	0- 1	182	204	232	232	20	20
DIV. I NON-CONF.	3- 9	271	0- 1	143	124	265	265	20	20
TOTALS	RPI 1-25	RPI 26-50	W-L RECORDS	RPI 51-100	RPI 101-150	RPI 150+			
10- 15	0- 1	0- 0	OVERALL	2- 4	0- 2	8- 8			
6- 8	0- 1	0- 0	HOME	2- 2	0- 2	4- 3			
4- 6	0- 0	0- 0	AWAY	0- 1	0- 0	4- 5			
0- 1	0- 0	0- 0	NEUTRAL	0- 1	0- 0	0- 0			
3- 9	0- 1	0- 0	NON-CONFERENCE	1- 3	0- 1	2- 4			
2- 5	0- 1	0- 0	HOME	1- 2	0- 1	1- 1			
1- 3	0- 0	0- 0	AWAY	0- 0	0- 0	1- 3			
0- 1	0- 0	0- 0	NEUTRAL	0- 1	0- 0	0- 0			
7- 6	0- 0	0- 0	CONFERENCE	1- 1	0- 1	6- 4			
4- 3	0- 0	0- 0	HOME	1- 0	0- 1	3- 2			
3- 3	0- 0	0- 0	AWAY	0- 1	0- 0	3- 2			
0- 0	0- 0	0- 0	NEUTRAL	0- 0	0- 0	0- 0			

RPI 1-25				RPI 26-50				RPI 51-100				RPI 101+ Team's RPI: 232			
RPI	S	Opponent	Score	RPI	S	Opponent	Score	RPI	S	Opponent	Score	RPI	S	Opponent	Score
4	H	Stanford	59 <b>81</b>					59	N	Utah	48 <b>73</b>	102	H	Pepperdine	64 <b>65</b>
								73	H	FGCU	67 <b>73</b>	144	H	UC Riverside	55 <b>60</b>
								81	H	American	57 <b>69</b>	151	H	CSUN	29 <b>49</b>
								84	A	UC Davis	46 <b>72</b>	177	A	UC Irvine	70 68
								84	H	UC Davis	65 60	177	H	UC Irvine	48 <b>53</b>
								90	H	Idaho	69 61	178	H	Portland	65 <b>72</b>
												205	A	UNLV	66 61
												213	A	Nevada	78 <b>79</b>
												224	A	San Diego St.	57 <b>58</b>
												256	A	San Diego	50 <b>58</b>
												269	A	Cal St. Fullerton	68 <b>72</b>
												273	A	Long Beach St.	40 <b>56</b>
												273	H	Long Beach St.	63 49
												298	A	UC Santa Barbara	47 35
												298	H	UC Santa Barbara	72 49
												313	A	Cal Poly	71 54
												313	H	Cal Poly	70 52
												343	H	Seattle U	67 51
LAST 12 Division I GAMES:															
				59	N	Utah	48 <b>73</b>	177	A	UC Irvine	70 68				
				84	A	UC Davis	46 <b>72</b>	313	H	Cal Poly	70 52				
				177	H	UC Irvine	48 <b>53</b>	144	H	UC Riverside	55 <b>60</b>				
				273	H	Long Beach St.	63 49	298	A	UC Santa Barbara	47 35				
				298	H	UC Santa Barbara	72 49	313	A	Cal Poly	71 54				
				273	A	Long Beach St.	40 <b>56</b>	151	H	CSUN	29 <b>49</b>				

Non-Div I Games: Hawaii Pacific 66 51

Hawaii

■ Loss, 
 ■ Non-Conf, S Site, 
 ■ Home 
 ■ Away 
 N Neutral

# High Point

Through Games Of Feb. 23, 2019

Average RPI Win:	271	WON-LOST	WINNING	LAST 10	STRENGTH OF	OPP. STRENGTH	TEAM	ADJ.	CONF.	ADJ CONF.
Average RPI Loss:	86	RECORD	PCT. RANK	GAMES	SCHEDULE	OF SCHEDULE	RPI	RPI	RPI	RPI
DIV. I ONLY	16- 7	68	1- 0	216	293	120	120	28	28	
DIV. I NON-CONF.	5- 4	139	0- 0	105	211	96	96	29	29	
TOTALS	RPI 1-25	RPI 26-50	W-L RECORDS	RPI 51-100	RPI 101-150	RPI 150+				
16- 7	0- 1	0- 2	OVERALL	1- 2	0- 1	15- 1				
10- 1	0- 0	0- 0	HOME	1- 1	0- 0	9- 0				
6- 6	0- 1	0- 2	AWAY	0- 1	0- 1	6- 1				
0- 0	0- 0	0- 0	NEUTRAL	0- 0	0- 0	0- 0				
5- 4	0- 1	0- 2	NON-CONFERENCE	1- 0	0- 1	4- 0				
4- 0	0- 0	0- 0	HOME	1- 0	0- 0	3- 0				
1- 4	0- 1	0- 2	AWAY	0- 0	0- 1	1- 0				
0- 0	0- 0	0- 0	NEUTRAL	0- 0	0- 0	0- 0				
11- 3	0- 0	0- 0	CONFERENCE	0- 2	0- 0	11- 1				
6- 1	0- 0	0- 0	HOME	0- 1	0- 0	6- 0				
5- 2	0- 0	0- 0	AWAY	0- 1	0- 0	5- 1				
0- 0	0- 0	0- 0	NEUTRAL	0- 0	0- 0	0- 0				

RPI S	Opponent	Score	RPI S	Opponent	Score	RPI S	Opponent	Score	RPI S	Opponent	Score	Team's RPI: 120
18	A Kentucky	49 71	42	A Clemson	64 83	81	H American	66 61	140	A Davidson	62 71	
			43	A Miami (OH)	55 68	88	A Radford	58 80	182	A UNC Asheville	56 67	
						88	H Radford	79 84	208	H Hampton	82 73	
									218	H Campbell	65 60	
									226	A Gardner-Webb	78 61	
									226	H Gardner-Webb	78 70	
									254	A ETSU	73 65	
									265	H Norfolk St.	83 51	
									279	H Winthrop	56 54	
									299	A Charleston So.	69 62	
									299	H Charleston So.	71 64	
									302	H UNC Greensboro	82 75	
									330	A Presbyterian	70 63	
									330	H Presbyterian	79 40	
									336	H N.C. Central	80 69	
									338	A Longwood	65 54	
									344	A USC Upstate	87 61	
LAST 12 Division I GAMES:												
226	H Gardner-Webb	78 70	279	H Winthrop	56 54							
330	A Presbyterian	70 63	299	H Charleston So.	71 64							
299	A Charleston So.	69 62	218	H Campbell	65 60							
88	H Radford	79 84	182	A UNC Asheville	56 67							
338	A Longwood	65 54	226	A Gardner-Webb	78 61							
208	H Hampton	82 73	330	H Presbyterian	79 40							

Non-Div I Games: Greensboro 102 50 Mars Hill 86 36

High Point

Loss, Non-Conf, S Site, H Home A Away N Neutral

Average RPI Win: <b>238</b>	WON-LOST	WINNING	LAST 10	STRENGTH OF	OPP. STRENGTH	TEAM	ADJ.	CONF.	ADJ CONF.
Average RPI Loss: <b>140</b>	RECORD	PCT. RANK	GAMES	SCHEDULE	OF SCHEDULE	RPI	RPI	RPI	RPI
DIV. I ONLY	6- 18	298	0- 1	100	223	241	241	10	10
DIV. I NON-CONF.	5- 6	177	0- 0	206	336	205	205	10	10
TOTALS	RPI 1-25	RPI 26-50	W-L RECORDS	RPI 51-100	RPI 101-150	RPI 150+			
6- 18	0- 0	0- 2	OVERALL	1- 3	0- 6	5- 7			
2- 8	0- 0	0- 1	HOME	1- 1	0- 2	1- 4			
3- 8	0- 0	0- 1	AWAY	0- 1	0- 3	3- 3			
1- 2	0- 0	0- 0	NEUTRAL	0- 1	0- 1	1- 0			
5- 6	0- 0	0- 0	NON-CONFERENCE	0- 1	0- 1	5- 4			
1- 2	0- 0	0- 0	HOME	0- 0	0- 0	1- 2			
3- 2	0- 0	0- 0	AWAY	0- 0	0- 0	3- 2			
1- 2	0- 0	0- 0	NEUTRAL	0- 1	0- 1	1- 0			
1- 12	0- 0	0- 2	CONFERENCE	1- 2	0- 5	0- 3			
1- 6	0- 0	0- 1	HOME	1- 1	0- 2	0- 2			
0- 6	0- 0	0- 1	AWAY	0- 1	0- 3	0- 1			
0- 0	0- 0	0- 0	NEUTRAL	0- 0	0- 0	0- 0			

RPI S	Opponent	Score	RPI S	Opponent	Score	RPI S	Opponent	Score	RPI S	Opponent	Score	Team's RPI: 241
38	A James Madison	54 <b>77</b>	38	H James Madison	44 <b>59</b>	63	A Drexel	39 <b>62</b>	109	A Towson	68 <b>92</b>	
						63	H Drexel	49 <b>61</b>	109	H Towson	56 <b>68</b>	
						70	N Wright St.	64 <b>93</b>	124	A UNCW	54 <b>89</b>	
						87	H Northeastern	78 61	145	N Marist	57 <b>71</b>	
									147	A Delaware	47 <b>57</b>	
									147	H Delaware	59 <b>78</b>	
									157	A Stony Brook	49 <b>77</b>	
									173	H William & Mary	55 <b>60</b>	
									184	A Holy Cross	66 <b>72</b>	
									193	N Stetson	53 50	
									210	H Elon	64 <b>77</b>	
									219	H Sacred Heart	64 <b>70</b>	
									234	A St. Bonaventure	67 59	
									238	H Columbia	63 <b>65</b>	
									272	A Siena	57 50	
									293	A Col. of Charleston	62 <b>70</b>	
									314	A UMBC	45 42	
									327	H Iona	74 49	
LAST 12 Division I GAMES:												
147	A Delaware	47 <b>57</b>	87	H Northeastern	78 61							
63	A Drexel	39 <b>62</b>	63	H Drexel	49 <b>61</b>							
38	H James Madison	44 <b>59</b>	147	H Delaware	59 <b>78</b>							
109	H Towson	56 <b>68</b>	109	A Towson	68 <b>92</b>							
293	A Col. of Charleston	62 <b>70</b>	38	A James Madison	54 <b>77</b>							
124	A UNCW	54 <b>89</b>	210	H Elon	64 <b>77</b>							

Non-Div I Games: Wilmington (DE) 77 56

Hofstra

■ Loss, 
 ■ Non-Conf, S Site, 
 ■ Home 
 ■ Away 
 N Neutral

## Holy Cross

Through Games Of Feb. 23, 2019

Average RPI Win:	245	WON-LOST	WINNING	LAST 10	STRENGTH OF	OPP. STRENGTH	TEAM	ADJ.	CONF.	ADJ CONF.
Average RPI Loss:	206	RECORD	PCT. RANK	GAMES	SCHEDULE	OF SCHEDULE	RPI	RPI	RPI	RPI
DIV. I ONLY	16- 10	113	1- 0	323	242	184	184	18	18	
DIV. I NON-CONF.	8- 3	72	0- 0	343	283	209	209	21	21	
TOTALS	RPI 1-25	RPI 26-50	W-L RECORDS	RPI 51-100	RPI 101-150	RPI 150+				
16- 10	0- 0	0- 0	OVERALL	1- 2	0- 2	15- 6				
11- 2	0- 0	0- 0	HOME	1- 0	0- 0	10- 2				
5- 8	0- 0	0- 0	AWAY	0- 2	0- 2	5- 4				
0- 0	0- 0	0- 0	NEUTRAL	0- 0	0- 0	0- 0				
8- 3	0- 0	0- 0	NON-CONFERENCE	0- 0	0- 1	8- 2				
5- 1	0- 0	0- 0	HOME	0- 0	0- 0	5- 1				
3- 2	0- 0	0- 0	AWAY	0- 0	0- 1	3- 1				
0- 0	0- 0	0- 0	NEUTRAL	0- 0	0- 0	0- 0				
8- 7	0- 0	0- 0	CONFERENCE	1- 2	0- 1	7- 4				
6- 1	0- 0	0- 0	HOME	1- 0	0- 0	5- 1				
2- 6	0- 0	0- 0	AWAY	0- 2	0- 1	2- 3				
0- 0	0- 0	0- 0	NEUTRAL	0- 0	0- 0	0- 0				

RPI S	Opponent	Score	RPI S	Opponent	Score	RPI S	Opponent	Score	RPI S	Opponent	Score	Team's RPI: 184
						52	A Bucknell	71 75	122	A Boston College	63 89	
						52	H Bucknell	61 60	139	A Lehigh	55 64	
						81	A American	58 70	155	A Boston U.	64 61	
									155	H Boston U.	75 69	
									187	H Rider	71 61	
									235	A Navy	47 54	
									235	H Navy	47 44	
									241	H Hofstra	72 66	
									247	A Albany (NY)	56 50	
									253	H Colgate	67 70	
									255	H Rhode Island	73 65	
									271	A Army West Point	53 60	
									271	H Army West Point	58 39	
									276	H Brown	85 89	
									282	A Vermont	65 40	
									284	H Manhattan	61 53	
									296	A Loyola Maryland	58 48	
									296	H Loyola Maryland	78 60	
									309	A New Hampshire	62 74	
									311	A Bryant	81 62	
									323	H UMass Lowell	63 54	
									326	A Lafayette	63 73	
									326	H Lafayette	56 53	
LAST 12 Division I GAMES:												
			52	H Bucknell	61 60	81	A American	58 70				
			271	A Army West Point	53 60	52	A Bucknell	71 75				
			155	A Boston U.	64 61	271	H Army West Point	58 39				
			235	H Navy	47 44	155	H Boston U.	75 69				
			296	A Loyola Maryland	58 48	235	A Navy	47 54				
			326	H Lafayette	56 53	296	H Loyola Maryland	78 60				

Non-Div I Games:

Holy Cross

■ Loss, 
 ■ Non-Conf, 
 ■ S Site, 
 ■ H Home 
 ■ A Away 
 N Neutral



Average RPI Win:	197	WON-LOST	WINNING	LAST 10	STRENGTH OF	OPP. STRENGTH	TEAM	ADJ.	CONF.	ADJ CONF.
Average RPI Loss:	76	RECORD	PCT. RANK	GAMES	SCHEDULE	OF SCHEDULE	RPI	RPI	RPI	RPI
DIV. I ONLY	14- 11	142	1- 0	83	86	97	97	9	9	
DIV. I NON-CONF.	6- 7	172	0- 0	78	89	112	112	9	9	
TOTALS	RPI 1-25	RPI 26-50	W-L RECORDS	RPI 51-100	RPI 101-150	RPI 150+				
14- 11	0- 3	1- 2	OVERALL	0- 3	1- 1	12- 2				
6- 5	0- 2	1- 1	HOME	0- 1	0- 1	5- 0				
8- 6	0- 1	0- 1	AWAY	0- 2	1- 0	7- 2				
0- 0	0- 0	0- 0	NEUTRAL	0- 0	0- 0	0- 0				
6- 7	0- 1	1- 2	NON-CONFERENCE	0- 2	0- 1	5- 1				
1- 4	0- 1	1- 1	HOME	0- 1	0- 1	0- 0				
5- 3	0- 0	0- 1	AWAY	0- 1	0- 0	5- 1				
0- 0	0- 0	0- 0	NEUTRAL	0- 0	0- 0	0- 0				
8- 4	0- 2	0- 0	CONFERENCE	0- 1	1- 0	7- 1				
5- 1	0- 1	0- 0	HOME	0- 0	0- 0	5- 0				
3- 3	0- 1	0- 0	AWAY	0- 1	1- 0	2- 1				
0- 0	0- 0	0- 0	NEUTRAL	0- 0	0- 0	0- 0				

RPI 1-25				RPI 26-50				RPI 51-100				Team's RPI: 97		RPI 101+			
RPI	S	Opponent	Score	RPI	S	Opponent	Score	RPI	S	Opponent	Score		RPI	S	Opponent	Score	
5	H	UConn	61 81	35	H	Georgia Tech	95 89	73	A	FGCU	71 76		122	H	Boston College	57 64	
15	A	UCF	56 58	39	A	California	79 80	83	A	Cincinnati	57 68		130	A	South Fla.	54 52	
16	H	Texas A&M	52 68	49	H	New Mexico	84 89	96	H	UT Arlington	61 65		153	H	Tulane	83 82	
													159	H	Tulsa	76 44	
													162	A	Temple	65 76	
													162	H	Temple	78 65	
													171	A	Louisiana Tech	88 100	
													179	A	Southern Miss.	61 44	
													211	A	George Mason	66 56	
													221	H	East Carolina	63 52	
													228	A	SMU	72 61	
													228	H	SMU	69 68	
													238	A	Columbia	83 72	
													252	A	Wichita St.	66 58	
													254	A	ETSU	84 77	
													301	A	Incarinate Word	79 60	
LAST 12 Division I GAMES:																	
153	H	Tulane	83 82	159	H	Tulsa	76 44										
221	H	East Carolina	63 52	83	A	Cincinnati	57 68										
130	A	South Fla.	54 52	252	A	Wichita St.	66 58										
162	A	Temple	65 76	162	H	Temple	78 65										
228	H	SMU	69 68	228	A	SMU	72 61										
15	A	UCF	56 58	5	H	UConn	61 81										

Non-Div I Games:

Houston

■ Loss, 
■ Non-Conf, 
■ S Site, 
■ H Home 
■ A Away 
N Neutral

## Houston Baptist

Through Games Of Feb. 23, 2019

Average RPI Win:	301	WON-LOST	WINNING	LAST 10	STRENGTH OF	OPP. STRENGTH	TEAM	ADJ.	CONF.	ADJ CONF.
Average RPI Loss:	196	RECORD	PCT. RANK	GAMES	SCHEDULE	OF SCHEDULE	RPI	RPI	RPI	RPI
DIV. I ONLY	3- 17	332	0- 0	295	276	342	342	25	25	
DIV. I NON-CONF.	1- 5	311	0- 0	284	171	336	336	23	23	
TOTALS	RPI 1-25	RPI 26-50	W-L RECORDS	RPI 51-100	RPI 101-150	RPI 150+				
3- 17	0- 0	0- 0	OVERALL	0- 2	0- 2	3- 13				
3- 6	0- 0	0- 0	HOME	0- 0	0- 0	3- 6				
0- 11	0- 0	0- 0	AWAY	0- 2	0- 2	0- 7				
0- 0	0- 0	0- 0	NEUTRAL	0- 0	0- 0	0- 0				
1- 5	0- 0	0- 0	NON-CONFERENCE	0- 0	0- 2	1- 3				
1- 1	0- 0	0- 0	HOME	0- 0	0- 0	1- 1				
0- 4	0- 0	0- 0	AWAY	0- 0	0- 2	0- 2				
0- 0	0- 0	0- 0	NEUTRAL	0- 0	0- 0	0- 0				
2- 12	0- 0	0- 0	CONFERENCE	0- 2	0- 0	2- 10				
2- 5	0- 0	0- 0	HOME	0- 0	0- 0	2- 5				
0- 7	0- 0	0- 0	AWAY	0- 2	0- 0	0- 5				
0- 0	0- 0	0- 0	NEUTRAL	0- 0	0- 0	0- 0				

RPI S	Opponent	Score	RPI S	Opponent	Score	RPI S	Opponent	Score	RPI S	Opponent	Score	Team's RPI: 342
						60	A Lamar University	50 63	116	A Oklahoma St.	44 77	
						77	A SFA	53 65	137	A Texas Tech	76 82	
									164	H Abilene Christian	62 72	
									166	H Oral Roberts	56 74	
									172	A Nicholls St.	54 77	
									172	H Nicholls St.	55 58	
									176	A North Texas	75 100	
									183	A Sam Houston St.	64 83	
									183	H Sam Houston St.	63 74	
									243	H A&M-Corpus Christi	56 70	
									252	A Wichita St.	50 68	
									280	H Central Ark.	58 77	
									288	H New Orleans	83 74	
									301	H Incarnate Word	60 59	
									306	A Southeastern La.	65 73	
									315	H La.-Monroe	68 60	
									322	A Northwestern St.	46 63	
									324	A McNeese	71 81	
LAST 12 Division I GAMES:												
183	A	Sam Houston St.	64	83	301	H	Incarnate Word	60	59			
322	A	Northwestern St.	46	63	324	A	McNeese	71	81			
172	H	Nicholls St.	55	58	306	A	Southeastern La.	65	73			
280	H	Central Ark.	58	77	183	H	Sam Houston St.	63	74			
77	A	SFA	53	65	164	H	Abilene Christian	62	72			
243	H	A&M-Corpus Christi	56	70	172	A	Nicholls St.	54	77			

Non-Div I Games: Howard Payne 93 60 Tex. A&M Int'l 81 48 McMurry 92 41 Southwest (NM) 100 57  
Houston Baptist

Loss, Non-Conf, S Site, H Home A Away N Neutral

Average RPI Win: <b>296</b>	WON-LOST	WINNING	LAST 10	STRENGTH OF	OPP. STRENGTH	TEAM	ADJ.	CONF.	ADJ CONF.
Average RPI Loss: <b>189</b>	RECORD	PCT. RANK	GAMES	SCHEDULE	OF SCHEDULE	RPI	RPI	RPI	RPI
DIV. I ONLY	15- 11	130	1- 0	335	344	227	227	32	32
DIV. I NON-CONF.	7- 6	153	0- 0	300	306	197	197	32	32
TOTALS	RPI 1-25	RPI 26-50	W-L RECORDS	RPI 51-100	RPI 101-150	RPI 150+			
15- 11	0- 0	0- 1	OVERALL	0- 1	0- 0	15- 9			
8- 4	0- 0	0- 0	HOME	0- 0	0- 0	8- 4			
7- 7	0- 0	0- 1	AWAY	0- 1	0- 0	7- 5			
0- 0	0- 0	0- 0	NEUTRAL	0- 0	0- 0	0- 0			
7- 6	0- 0	0- 1	NON-CONFERENCE	0- 1	0- 0	7- 4			
2- 2	0- 0	0- 0	HOME	0- 0	0- 0	2- 2			
5- 4	0- 0	0- 1	AWAY	0- 1	0- 0	5- 2			
0- 0	0- 0	0- 0	NEUTRAL	0- 0	0- 0	0- 0			
8- 5	0- 0	0- 0	CONFERENCE	0- 0	0- 0	8- 5			
6- 2	0- 0	0- 0	HOME	0- 0	0- 0	6- 2			
2- 3	0- 0	0- 0	AWAY	0- 0	0- 0	2- 3			
0- 0	0- 0	0- 0	NEUTRAL	0- 0	0- 0	0- 0			

RPI S	Opponent	Score	RPI S	Opponent	Score	RPI S	Opponent	Score	RPI S	Opponent	Score	Team's RPI: 227
			26	A North Carolina	63 85	83	A Cincinnati	51 85	152	H Mercer	70 85	
									173	A William & Mary	75 88	
									189	H N.C. A&T	58 63	
									195	A UMES	72 80	
									195	H UMES	73 80	
									209	A Bethune-Cookman	63 76	
									209	H Bethune-Cookman	61 40	
									211	H George Mason	73 59	
									218	A Campbell	69 64	
									261	A Niagara	68 61	
									265	H Norfolk St.	74 70	
									270	A Richmond	60 67	
									272	H Siena	81 86	
									289	A La Salle	57 54	
									303	H Morgan St.	79 56	
									310	A South Carolina St.	63 72	
									316	A FIU	89 62	
									325	H NJIT	77 57	
									331	A Coppin St.	88 81	
									336	H N.C. Central	80 70	
									341	H Delaware St.	78 62	
									345	A Florida A&M	81 59	
									345	H Florida A&M	74 68	
									347	A Fairleigh Dickinson	79 58	
LAST 12 Division I GAMES:												
			331	A Coppin St.	88 81	195	H UMES	73 80				
			336	H N.C. Central	80 70	341	H Delaware St.	78 62				
			189	H N.C. A&T	58 63	310	A South Carolina St.	63 72				
			209	A Bethune-Cookman	63 76	303	H Morgan St.	79 56				
			345	A Florida A&M	81 59	209	H Bethune-Cookman	61 40				
			265	H Norfolk St.	74 70	195	A UMES	72 80				

Non-Div I Games:

Howard

■ Loss, 
 ■ Non-Conf, 
 ■ S Site, 
 ■ H Home 
 ■ A Away 
 N Neutral

Average RPI Win: <b>240</b>	WON-LOST	WINNING	LAST 10	STRENGTH OF	OPP. STRENGTH	TEAM	ADJ.	CONF.	ADJ CONF.
Average RPI Loss: <b>108</b>	RECORD	PCT. RANK	GAMES	SCHEDULE	OF SCHEDULE	RPI	RPI	RPI	RPI
DIV. I ONLY	17- 9	87	1- 0	243	189	128	128	21	21
DIV. I NON-CONF.	5- 5	162	0- 0	70	110	91	91	18	18
TOTALS	RPI 1-25	RPI 26-50	W-L RECORDS	RPI 51-100	RPI 101-150	RPI 150+			
17- 9	0- 1	0- 1	OVERALL	1- 3	3- 1	13- 3			
7- 3	0- 0	0- 1	HOME	0- 2	2- 0	5- 0			
9- 6	0- 1	0- 0	AWAY	1- 1	0- 1	8- 3			
1- 0	0- 0	0- 0	NEUTRAL	0- 0	1- 0	0- 0			
5- 5	0- 1	0- 1	NON-CONFERENCE	0- 1	2- 0	3- 2			
1- 2	0- 0	0- 1	HOME	0- 1	1- 0	0- 0			
3- 3	0- 1	0- 0	AWAY	0- 0	0- 0	3- 2			
1- 0	0- 0	0- 0	NEUTRAL	0- 0	1- 0	0- 0			
12- 4	0- 0	0- 0	CONFERENCE	1- 2	1- 1	10- 1			
6- 1	0- 0	0- 0	HOME	0- 1	1- 0	5- 0			
6- 3	0- 0	0- 0	AWAY	1- 1	0- 1	5- 1			
0- 0	0- 0	0- 0	NEUTRAL	0- 0	0- 0	0- 0			

RPI 1-25				RPI 26-50				RPI 51-100				RPI 101+ Team's RPI: 128			
RPI	S	Opponent	Score	RPI	S	Opponent	Score	RPI	S	Opponent	Score	RPI	S	Opponent	Score
8	A	Iowa	58 <b>72</b>	32	H	Ohio	66 <b>73</b>	70	A	Wright St.	59 <b>66</b>	103	N	VCU	63 61
								70	H	Wright St.	75 <b>78</b>	125	A	Youngstown St.	52 <b>70</b>
								74	A	Green Bay	67 63	125	H	Youngstown St.	64 44
								80	H	UNI	40 <b>53</b>	132	H	UT Martin	73 72
												154	A	Southern Ill.	73 <b>78</b>
												181	A	Wisconsin	64 <b>65</b>
												192	A	Indiana St.	64 59
												194	A	Milwaukee	67 66
												198	A	Ole Miss	66 58
												250	A	Northern Ky.	57 <b>60</b>
												250	H	Northern Ky.	70 48
												278	A	Cleveland St.	75 50
												278	H	Cleveland St.	64 36
												305	A	UTSA	58 50
												308	A	Oakland	76 70
												308	H	Oakland	82 53
												332	A	Detroit Mercy	58 41
												332	H	Detroit Mercy	82 47
												337	A	UIC	73 44
												337	H	UIC	71 43
LAST 12 Division I GAMES:															
337	A	UIC	73 44	250	A	Northern Ky.	57 <b>60</b>								
332	A	Detroit Mercy	58 41	74	A	Green Bay	67 63								
308	A	Oakland	76 70	194	A	Milwaukee	67 66								
278	H	Cleveland St.	64 36	337	H	UIC	71 43								
125	H	Youngstown St.	64 44	308	H	Oakland	82 53								
70	A	Wright St.	59 <b>66</b>	332	H	Detroit Mercy	82 47								

Non-Div I Games: Purdue Northwest 101 40

IUPUI

■ Loss, 
 ■ Non-Conf, S Site, 
 ■ Home 
 ■ Away 
 N Neutral

## Idaho

Through Games Of Feb. 23, 2019

Average RPI Win: <b>199</b>	WON-LOST	WINNING	LAST 10	STRENGTH OF	OPP. STRENGTH	TEAM	ADJ.	CONF.	ADJ CONF.
Average RPI Loss: <b>114</b>	RECORD	PCT. RANK	GAMES	SCHEDULE	OF SCHEDULE	RPI	RPI	RPI	RPI
DIV. I ONLY	16- 9	96	1- 0	151	122	90	90	16	16
DIV. I NON-CONF.	3- 6	241	0- 0	52	44	142	142	12	12
TOTALS	RPI 1-25	RPI 26-50	W-L RECORDS	RPI 51-100	RPI 101-150	RPI 150+			
16- 9	0- 2	0- 1	OVERALL	1- 1	4- 2	11- 3			
9- 1	0- 0	0- 0	HOME	0- 0	2- 1	7- 0			
7- 7	0- 2	0- 1	AWAY	1- 0	2- 1	4- 3			
0- 1	0- 0	0- 0	NEUTRAL	0- 1	0- 0	0- 0			
3- 6	0- 2	0- 1	NON-CONFERENCE	0- 1	1- 0	2- 2			
2- 0	0- 0	0- 0	HOME	0- 0	0- 0	2- 0			
1- 5	0- 2	0- 1	AWAY	0- 0	1- 0	0- 2			
0- 1	0- 0	0- 0	NEUTRAL	0- 1	0- 0	0- 0			
13- 3	0- 0	0- 0	CONFERENCE	1- 0	3- 2	9- 1			
7- 1	0- 0	0- 0	HOME	0- 0	2- 1	5- 0			
6- 2	0- 0	0- 0	AWAY	1- 0	1- 1	4- 1			
0- 0	0- 0	0- 0	NEUTRAL	0- 0	0- 0	0- 0			

RPI 1-25				RPI 26-50				RPI 51-100 Team's RPI: 90				RPI 101+			
RPI	S	Opponent	Score	RPI	S	Opponent	Score	RPI	S	Opponent	Score	RPI	S	Opponent	Score
4	A	Stanford	71 <b>115</b>	47	A	Wyoming	61 <b>64</b>	58	N	Boise St.	85 <b>91</b>	114	A	Northern Colo.	72 <b>77</b>
14	A	Gonzaga	51 <b>88</b>					92	A	Idaho St.	86 72	114	H	Northern Colo.	72 <b>86</b>
												127	H	Portland St.	80 78
												136	A	Montana St.	82 66
												136	H	Montana St.	90 65
												137	A	Texas Tech	88 77
												151	H	CSUN	88 73
												170	A	Montana	79 <b>82</b>
												170	H	Montana	76 68
												186	A	Eastern Wash.	75 74
												186	H	Eastern Wash.	84 68
												231	H	Sacramento St.	104 66
												232	A	Hawaii	61 <b>69</b>
												245	H	San Francisco	70 63
												251	A	Northern Ariz.	86 69
												251	H	Northern Ariz.	90 72
												273	A	Long Beach St.	63 <b>70</b>
												285	A	Southern Utah	82 70
												285	H	Southern Utah	77 49
												319	A	Weber St.	79 74
LAST 12 Division I GAMES:															
285	H	Southern Utah	77 49	285	A	Southern Utah	82 70								
251	H	Northern Ariz.	90 72	251	A	Northern Ariz.	86 69								
186	A	Eastern Wash.	75 74	127	H	Portland St.	80 78								
114	A	Northern Colo.	72 <b>77</b>	231	H	Sacramento St.	104 66								
136	H	Montana St.	90 65	170	A	Montana	79 <b>82</b>								
170	H	Montana	76 68	136	A	Montana St.	82 66								

Non-Div I Games:

Idaho

■ Loss, 
 ■ Non-Conf, S Site, 
 ■ Home 
 ■ Away 
 N Neutral

Average RPI Win:	219	WON-LOST	WINNING	LAST 10	STRENGTH OF	OPP. STRENGTH	TEAM	ADJ.	CONF.	ADJ CONF.
Average RPI Loss:	100	RECORD	PCT. RANK	GAMES	SCHEDULE	OF SCHEDULE	RPI	RPI	RPI	RPI
DIV. I ONLY	17- 8	75	1- 0	146	187	92	92	16	16	
DIV. I NON-CONF.	4- 4	162	0- 0	27	203	66	66	12	12	
TOTALS	RPI 1-25	RPI 26-50	W-L RECORDS	RPI 51-100	RPI 101-150	RPI 150+				
17- 8	0- 1	0- 1	OVERALL	0- 3	5- 1	12- 2				
9- 2	0- 0	0- 0	HOME	0- 1	3- 0	6- 1				
7- 5	0- 1	0- 0	AWAY	0- 2	2- 1	5- 1				
1- 1	0- 0	0- 1	NEUTRAL	0- 0	0- 0	1- 0				
4- 4	0- 1	0- 1	NON-CONFERENCE	0- 2	1- 0	3- 0				
2- 0	0- 0	0- 0	HOME	0- 0	1- 0	1- 0				
1- 3	0- 1	0- 0	AWAY	0- 2	0- 0	1- 0				
1- 1	0- 0	0- 1	NEUTRAL	0- 0	0- 0	1- 0				
13- 4	0- 0	0- 0	CONFERENCE	0- 1	4- 1	9- 2				
7- 2	0- 0	0- 0	HOME	0- 1	2- 0	5- 1				
6- 2	0- 0	0- 0	AWAY	0- 0	2- 1	4- 1				
0- 0	0- 0	0- 0	NEUTRAL	0- 0	0- 0	0- 0				

RPI 1-25				RPI 26-50				RPI 51-100 Team's RPI: 92				RPI 101+			
RPI	S	Opponent	Score	RPI	S	Opponent	Score	RPI	S	Opponent	Score	RPI	S	Opponent	Score
14	A	Gonzaga	51 70	35	N	Georgia Tech	51 74	59	A	Utah	60 74	102	H	Pepperdine	65 63
								68	A	Arizona	46 71	114	A	Northern Colo.	56 60
								90	H	Idaho	72 86	127	A	Portland St.	58 57
												127	H	Portland St.	72 54
												136	A	Montana St.	62 49
												136	H	Montana St.	61 43
												170	A	Montana	59 60
												170	H	Montana	50 34
												186	H	Eastern Wash.	63 48
												231	A	Sacramento St.	56 42
												231	H	Sacramento St.	73 43
												251	A	Northern Ariz.	80 69
												251	H	Northern Ariz.	77 81
												257	A	California Baptist	72 57
												274	H	Utah Valley	80 68
												285	A	Southern Utah	69 57
												285	H	Southern Utah	80 47
												294	N	Kennesaw St.	60 49
												319	A	Weber St.	70 57
												319	H	Weber St.	84 57
LAST 12 Division I GAMES:															
319	H	Weber St.	84 57	127	A	Portland St.	58 57								
127	H	Portland St.	72 54	231	A	Sacramento St.	56 42								
170	A	Montana	59 60	136	H	Montana St.	61 43								
136	A	Montana St.	62 49	170	H	Montana	50 34								
285	H	Southern Utah	80 47	114	A	Northern Colo.	56 60								
251	H	Northern Ariz.	77 81	231	H	Sacramento St.	73 43								

Non-Div I Games: Benedictine Mesa 88 51

Idaho St.

■ Loss, 
 ■ Non-Conf, S Site, 
 ■ Home 
 ■ Away 
 N Neutral

Illinois

Through Games Of Feb. 23, 2019

Average RPI Win:	234	WON-LOST	WINNING	LAST 10	STRENGTH OF	OPP. STRENGTH	TEAM	ADJ.	CONF.	ADJ CONF.
Average RPI Loss:	74	RECORD	PCT. RANK	GAMES	SCHEDULE	OF SCHEDULE	RPI	RPI	RPI	RPI
DIV. I ONLY	10- 17	253	0- 1	101	78	197	197	4	4	
DIV. I NON-CONF.	8- 3	72	0- 0	289	264	177	177	6	6	
TOTALS	RPI 1-25	RPI 26-50	W-L RECORDS	RPI 51-100	RPI 101-150	RPI 150+				
10- 17	0- 4	0- 5	OVERALL	0- 3	1- 3	9- 2				
8- 8	0- 3	0- 3	HOME	0- 1	0- 1	8- 0				
2- 8	0- 1	0- 2	AWAY	0- 2	1- 2	1- 1				
0- 1	0- 0	0- 0	NEUTRAL	0- 0	0- 0	0- 1				
8- 3	0- 0	0- 2	NON-CONFERENCE	0- 0	0- 0	8- 1				
7- 1	0- 0	0- 1	HOME	0- 0	0- 0	7- 0				
1- 1	0- 0	0- 1	AWAY	0- 0	0- 0	1- 0				
0- 1	0- 0	0- 0	NEUTRAL	0- 0	0- 0	0- 1				
2- 14	0- 4	0- 3	CONFERENCE	0- 3	1- 3	1- 1				
1- 7	0- 3	0- 2	HOME	0- 1	0- 1	1- 0				
1- 7	0- 1	0- 1	AWAY	0- 2	1- 2	0- 1				
0- 0	0- 0	0- 0	NEUTRAL	0- 0	0- 0	0- 0				

RPI S Opponent	Score	RPI S Opponent	Score	RPI S Opponent	Score	RPI S Opponent	Score	Team's RPI: 197
8 A Iowa	66 88	27 H Missouri	45 67	72 A Purdue	50 72	105 A Minnesota	66 62	
8 H Iowa	75 94	41 H Michigan	56 70	75 A Ohio St.	70 78	117 A Northwestern	45 68	
13 H Maryland	66 80	42 A Clemson	67 69	79 H Nebraska	67 77	117 H Northwestern	56 64	
25 H Rutgers	60 71	44 H Indiana	83 85			129 A Penn St.	48 62	
		45 A Michigan St.	60 77			181 A Wisconsin	67 75	
						181 H Wisconsin	78 68	
						192 H Indiana St.	75 57	
						201 H Eastern Mich.	72 66	
						231 N Sacramento St.	107 109	
						237 H SIUE	74 57	
						238 H Columbia	76 69	
						266 H Murray St.	84 52	
						291 H Alabama A&M	88 60	
						312 H Valparaiso	73 54	
						313 A Cal Poly	74 51	
LAST 12 Division I GAMES:								
181 A Wisconsin	67 75	75 A Ohio St.	70 78					
41 H Michigan	56 70	117 H Northwestern	56 64					
8 A Iowa	66 88	45 A Michigan St.	60 77					
181 H Wisconsin	78 68	8 H Iowa	75 94					
72 A Purdue	50 72	79 H Nebraska	67 77					
13 H Maryland	66 80	129 A Penn St.	48 62					

Non-Div I Games:

Illinois

Loss, Non-Conf, S Site, H Home A Away N Neutral

Average RPI Win: <b>223</b>	WON-LOST	WINNING	LAST 10	STRENGTH OF	OPP. STRENGTH	TEAM	ADJ.	CONF.	ADJ CONF.
Average RPI Loss: <b>161</b>	RECORD	PCT. RANK	GAMES	SCHEDULE	OF SCHEDULE	RPI	RPI	RPI	RPI
DIV. I ONLY	14- 10	124	0- 1	217	219	161	161	13	13
DIV. I NON-CONF.	6- 4	125	0- 0	296	310	174	174	15	15
TOTALS	RPI 1-25	RPI 26-50	W-L RECORDS	RPI 51-100	RPI 101-150	RPI 150+			
14- 10	0- 1	0- 1	OVERALL	2- 1	0- 0	12- 7			
8- 3	0- 1	0- 0	HOME	1- 1	0- 0	7- 1			
6- 7	0- 0	0- 1	AWAY	1- 0	0- 0	5- 6			
0- 0	0- 0	0- 0	NEUTRAL	0- 0	0- 0	0- 0			
6- 4	0- 0	0- 1	NON-CONFERENCE	0- 0	0- 0	6- 3			
4- 0	0- 0	0- 0	HOME	0- 0	0- 0	4- 0			
2- 4	0- 0	0- 1	AWAY	0- 0	0- 0	2- 3			
0- 0	0- 0	0- 0	NEUTRAL	0- 0	0- 0	0- 0			
8- 6	0- 1	0- 0	CONFERENCE	2- 1	0- 0	6- 4			
4- 3	0- 1	0- 0	HOME	1- 1	0- 0	3- 1			
4- 3	0- 0	0- 0	AWAY	1- 0	0- 0	3- 3			
0- 0	0- 0	0- 0	NEUTRAL	0- 0	0- 0	0- 0			

RPI 1-25				RPI 26-50				RPI 51-100				RPI 101+				Team's RPI: 161	
RPI	S	Opponent	Score	RPI	S	Opponent	Score	RPI	S	Opponent	Score	RPI	S	Opponent	Score		
23	H	Drake	64 82	50	A	Butler	56 58	71	A	Missouri St.	60 56	154	A	Southern Ill.	68 66		
								71	H	Missouri St.	47 59	154	H	Southern Ill.	60 52		
								80	H	UNI	66 64	158	A	Bradley	65 75		
												158	H	Bradley	68 79		
												191	H	Saint Louis	72 67		
												192	A	Indiana St.	44 59		
												192	H	Indiana St.	78 70		
												201	A	Eastern Mich.	41 50		
												236	A	UMKC	62 55		
												237	A	SIUE	61 68		
												239	A	Loyola Chicago	59 62		
												248	H	North Dakota	67 55		
												250	A	Northern Ky.	58 53		
												263	H	Austin Peay	61 49		
												278	A	Cleveland St.	63 67		
												308	H	Oakland	62 56		
												312	A	Valparaiso	70 67		
												333	A	Evansville	72 61		
												333	H	Evansville	82 59		
LAST 12 Division I GAMES:																	
				158	A	Bradley	65 75					239	A	Loyola Chicago	59 62		
				154	A	Southern Ill.	68 66					158	H	Bradley	68 79		
				71	A	Missouri St.	60 56					71	H	Missouri St.	47 59		
				192	H	Indiana St.	78 70					154	H	Southern Ill.	60 52		
				333	H	Evansville	82 59					333	A	Evansville	72 61		
				312	A	Valparaiso	70 67					192	A	Indiana St.	44 59		

Non-Div I Games: Maryville (MO) 61 52

Illinois St.



Average RPI Win:	306	WON-LOST	WINNING	LAST 10	STRENGTH OF	OPP. STRENGTH	TEAM	ADJ.	CONF.	ADJ CONF.
Average RPI Loss:	159	RECORD	PCT. RANK	GAMES	SCHEDULE	OF SCHEDULE	RPI	RPI	RPI	RPI
DIV. I ONLY	3- 22	338	0- 1	121	284	301	301	25	25	
DIV. I NON-CONF.	0- 11	336	0- 0	62	212	299	299	23	23	
TOTALS	RPI 1-25	RPI 26-50	W-L RECORDS	RPI 51-100	RPI 101-150	RPI 150+				
3- 22	0- 1	0- 2	OVERALL	0- 7	0- 1	3- 11				
2- 8	0- 0	0- 1	HOME	0- 4	0- 0	2- 3				
1- 14	0- 1	0- 1	AWAY	0- 3	0- 1	1- 8				
0- 0	0- 0	0- 0	NEUTRAL	0- 0	0- 0	0- 0				
0- 11	0- 1	0- 2	NON-CONFERENCE	0- 3	0- 1	0- 4				
0- 4	0- 0	0- 1	HOME	0- 2	0- 0	0- 1				
0- 7	0- 1	0- 1	AWAY	0- 1	0- 1	0- 3				
0- 0	0- 0	0- 0	NEUTRAL	0- 0	0- 0	0- 0				
3- 11	0- 0	0- 0	CONFERENCE	0- 4	0- 0	3- 7				
2- 4	0- 0	0- 0	HOME	0- 2	0- 0	2- 2				
1- 7	0- 0	0- 0	AWAY	0- 2	0- 0	1- 5				
0- 0	0- 0	0- 0	NEUTRAL	0- 0	0- 0	0- 0				

RPI 1-25				RPI 26-50				RPI 51-100				RPI 101+ Team's RPI: 301			
RPI	S	Opponent	Score	RPI	S	Opponent	Score	RPI	S	Opponent	Score	RPI	S	Opponent	Score
17	A	Arizona St.	43 81	33	A	South Dakota	43 96	60	A	Lamar University	53 79	105	A	Minnesota	39 75
				34	H	Rice	63 74	60	H	Lamar University	51 77	164	H	Abilene Christian	50 71
								68	A	Arizona	42 84	172	A	Nicholls St.	62 86
								77	A	SFA	48 65	183	H	Sam Houston St.	56 76
								77	H	SFA	56 66	224	A	San Diego St.	38 81
								96	H	UT Arlington	49 97	233	A	Massachusetts	59 71
								97	H	Houston	60 79	243	A	A&M-Corpus Christi	49 57
												280	A	Central Ark.	43 74
												288	A	New Orleans	55 58
												288	H	New Orleans	81 69
												306	H	Southeastern La.	76 69
												319	H	Weber St.	64 72
												324	A	McNeese	68 66
												335	A	Grand Canyon	63 74
												342	A	Houston Baptist	59 60
LAST 12 Division I GAMES:															
77	A	SFA	48 65	342	A	Houston Baptist	59 60								
60	A	Lamar University	53 79	288	H	New Orleans	81 69								
164	H	Abilene Christian	50 71	60	H	Lamar University	51 77								
306	H	Southeastern La.	76 69	77	H	SFA	56 66								
243	A	A&M-Corpus Christi	49 57	280	A	Central Ark.	43 74								
288	A	New Orleans	55 58	183	H	Sam Houston St.	56 76								

Non-Div I Games:

Incarnate Word

Loss, Non-Conf, S Site, H Home A Away N Neutral

## Indiana

Through Games Of Feb. 23, 2019

Average RPI Win:	121	WON-LOST	WINNING	LAST 10	STRENGTH OF	OPP. STRENGTH	TEAM	ADJ.	CONF.	ADJ CONF.
Average RPI Loss:	73	RECORD	PCT. RANK	GAMES	SCHEDULE	OF SCHEDULE	RPI	RPI	RPI	RPI
DIV. I ONLY	18- 10	94	1- 0	38	46	44	44	4	4	
DIV. I NON-CONF.	11- 1	13	0- 0	104	57	20	20	6	6	
TOTALS	RPI 1-25	RPI 26-50	W-L RECORDS	RPI 51-100	RPI 101-150	RPI 150+				
18- 10	1- 3	5- 2	OVERALL	3- 2	3- 2	6- 1				
10- 4	1- 2	3- 0	HOME	2- 0	1- 2	3- 0				
6- 5	0- 1	1- 2	AWAY	1- 2	1- 0	3- 0				
2- 1	0- 0	1- 0	NEUTRAL	0- 0	1- 0	0- 1				
11- 1	0- 0	3- 0	NON-CONFERENCE	2- 0	2- 0	4- 1				
6- 0	0- 0	1- 0	HOME	2- 0	0- 0	3- 0				
3- 0	0- 0	1- 0	AWAY	0- 0	1- 0	1- 0				
2- 1	0- 0	1- 0	NEUTRAL	0- 0	1- 0	0- 1				
7- 9	1- 3	2- 2	CONFERENCE	1- 2	1- 2	2- 0				
4- 4	1- 2	2- 0	HOME	0- 0	1- 2	0- 0				
3- 5	0- 1	0- 2	AWAY	1- 2	0- 0	2- 0				
0- 0	0- 0	0- 0	NEUTRAL	0- 0	0- 0	0- 0				

RPI 1-25				RPI 26-50				Team's RPI: 44	RPI 51-100				RPI 101+			
RPI	S	Opponent	Score	RPI	S	Opponent	Score		RPI	S	Opponent	Score	RPI	S	Opponent	Score
8	H	Iowa	75 73	31	A	UCLA	67 65		71	H	Missouri St.	98 74	105	H	Minnesota	61 65
13	H	Maryland	56 76	33	N	South Dakota	68 60		72	A	Purdue	53 56	108	N	Loyola Marymount	67 43
25	A	Rutgers	64 69	41	A	Michigan	58 67		75	A	Ohio St.	50 55	117	H	Northwestern	69 75
25	H	Rutgers	61 69	41	H	Michigan	70 60		79	A	Nebraska	82 78	118	A	Wake Forest	87 73
				45	A	Michigan St.	61 77		98	H	Northern Ill.	91 73	129	H	Penn St.	83 75
				45	H	Michigan St.	68 64						181	A	Wisconsin	75 68
				50	H	Butler	66 46						194	H	Milwaukee	68 66
													197	A	Illinois	85 83
													207	N	Grambling	62 65
													217	H	Florida	83 64
													268	H	North Florida	75 52
													308	A	Oakland	59 32
LAST 12 Division I GAMES:																
8	H	Iowa	75 73	25	A	Rutgers	64 69		13	H	Maryland	56 76				
25	H	Rutgers	61 69	41	A	Michigan	58 67		72	A	Purdue	53 56				
41	A	Michigan	70 60	45	A	Michigan St.	61 77		117	H	Northwestern	69 75				
45	A	Michigan St.	68 64	105	H	Minnesota	61 65		181	A	Wisconsin	75 68				
50	H	Butler	66 46	79	A	Nebraska	82 78									

Non-Div I Games:

Indiana

■ Loss, 
 ■ Non-Conf, 
 ■ S Site, 
 ■ H Home 
 ■ A Away 
 N Neutral

## Indiana St.

Through Games Of Feb. 23, 2019

Average RPI Win:	257	WON-LOST	WINNING	LAST 10	STRENGTH OF	OPP. STRENGTH	TEAM	ADJ.	CONF.	ADJ CONF.
Average RPI Loss:	147	RECORD	PCT. RANK	GAMES	SCHEDULE	OF SCHEDULE	RPI	RPI	RPI	RPI
DIV. I ONLY	10- 14	225	0- 1	180	262	192	192	13	13	
DIV. I NON-CONF.	5- 5	162	0- 0	262	333	186	186	15	15	
TOTALS	RPI 1-25	RPI 26-50	W-L RECORDS	RPI 51-100	RPI 101-150	RPI 150+				
10- 14	0- 1	0- 1	OVERALL	0- 3	0- 1	10- 8				
3- 5	0- 1	0- 0	HOME	0- 1	0- 1	3- 2				
7- 8	0- 0	0- 1	AWAY	0- 2	0- 0	7- 5				
0- 1	0- 0	0- 0	NEUTRAL	0- 0	0- 0	0- 1				
5- 5	0- 0	0- 1	NON-CONFERENCE	0- 0	0- 1	5- 3				
1- 1	0- 0	0- 0	HOME	0- 0	0- 1	1- 0				
4- 3	0- 0	0- 1	AWAY	0- 0	0- 0	4- 2				
0- 1	0- 0	0- 0	NEUTRAL	0- 0	0- 0	0- 1				
5- 9	0- 1	0- 0	CONFERENCE	0- 3	0- 0	5- 5				
2- 4	0- 1	0- 0	HOME	0- 1	0- 0	2- 2				
3- 5	0- 0	0- 0	AWAY	0- 2	0- 0	3- 3				
0- 0	0- 0	0- 0	NEUTRAL	0- 0	0- 0	0- 0				

RPI 1-25				RPI 26-50				RPI 51-100				RPI 101+ Team's RPI: 192			
RPI	S	Opponent	Score	RPI	S	Opponent	Score	RPI	S	Opponent	Score	RPI	S	Opponent	Score
23	H	Drake	68 70	50	A	Butler	49 72	71	A	Missouri St.	58 71	128	H	IUPUI	59 64
								80	A	UNI	63 71	154	A	Southern Ill.	61 58
								80	H	UNI	51 71	158	A	Bradley	80 81
												158	H	Bradley	45 61
												161	A	Illinois St.	70 78
												161	H	Illinois St.	59 44
												177	N	UC Irvine	61 77
												191	A	Saint Louis	60 56
												197	A	Illinois	57 75
												206	A	Marshall	62 53
												229	A	Southeast Mo. St.	62 51
												239	A	Loyola Chicago	54 56
												239	H	Loyola Chicago	36 44
												295	A	Eastern Ill.	39 63
												312	A	Valparaiso	86 82
												312	H	Valparaiso	67 59
												333	A	Evansville	76 69
												335	A	Grand Canyon	88 81
												337	H	UIC	60 53
LAST 12 Division I GAMES:															
80	A	UNI	63 71	80	H	UNI	51 71								
312	H	Valparaiso	67 59	23	H	Drake	68 70								
239	H	Loyola Chicago	36 44	239	A	Loyola Chicago	54 56								
161	A	Illinois St.	70 78	312	A	Valparaiso	86 82								
158	A	Bradley	80 81	158	H	Bradley	45 61								
333	A	Evansville	76 69	161	H	Illinois St.	59 44								

Non-Div I Games: Davenport 79 43

Indiana St.

Loss, Non-Conf, S Site, H Home A Away N Neutral

Average RPI Win: <b>251</b>	WON-LOST	WINNING	LAST 10	STRENGTH OF	OPP. STRENGTH	TEAM	ADJ.	CONF.	ADJ CONF.
Average RPI Loss: <b>184</b>	RECORD	PCT. RANK	GAMES	SCHEDULE	OF SCHEDULE	RPI	RPI	RPI	RPI
DIV. I ONLY	3- 24	345	0- 1	198	243	327	327	26	26
DIV. I NON-CONF.	1- 10	330	0- 0	64	80	281	281	27	27
TOTALS	RPI 1-25	RPI 26-50	W-L RECORDS	RPI 51-100	RPI 101-150	RPI 150+			
3- 24	0- 1	0- 0	OVERALL	0- 5	0- 3	3- 15			
2- 13	0- 1	0- 0	HOME	0- 3	0- 1	2- 8			
1- 11	0- 0	0- 0	AWAY	0- 2	0- 2	1- 7			
0- 0	0- 0	0- 0	NEUTRAL	0- 0	0- 0	0- 0			
1- 10	0- 1	0- 0	NON-CONFERENCE	0- 4	0- 2	1- 3			
1- 5	0- 1	0- 0	HOME	0- 2	0- 1	1- 1			
0- 5	0- 0	0- 0	AWAY	0- 2	0- 1	0- 2			
0- 0	0- 0	0- 0	NEUTRAL	0- 0	0- 0	0- 0			
2- 14	0- 0	0- 0	CONFERENCE	0- 1	0- 1	2- 12			
1- 8	0- 0	0- 0	HOME	0- 1	0- 0	1- 7			
1- 6	0- 0	0- 0	AWAY	0- 0	0- 1	1- 5			
0- 0	0- 0	0- 0	NEUTRAL	0- 0	0- 0	0- 0			

RPI 1-25				RPI 26-50				RPI 51-100				RPI 101+ Team's RPI: 327			
RPI	S	Opponent	Score	RPI	S	Opponent	Score	RPI	S	Opponent	Score	RPI	S	Opponent	Score
24	H	Central Mich.	39 <b>82</b>					52	A	Bucknell	43 <b>81</b>	121	H	Fordham	40 <b>57</b>
								53	H	Quinnipiac	39 <b>76</b>	141	A	Kansas	44 <b>75</b>
								64	H	Penn	43 <b>66</b>	145	A	Marist	36 <b>76</b>
								78	A	Toledo	38 <b>84</b>	157	H	Stony Brook	51 <b>53</b>
								93	H	St. John's (NY)	35 <b>61</b>	162	A	Temple	39 <b>59</b>
												187	A	Rider	64 <b>75</b>
												187	H	Rider	58 <b>66</b>
												190	H	George Washington	52 43
												222	A	Monmouth	52 51
												222	H	Monmouth	38 <b>55</b>
												241	A	Hofstra	49 <b>74</b>
												261	A	Niagara	53 <b>72</b>
												261	H	Niagara	46 <b>58</b>
												272	A	Siena	47 <b>59</b>
												272	H	Siena	45 <b>66</b>
												284	A	Manhattan	33 <b>55</b>
												284	H	Manhattan	52 <b>54</b>
												287	A	Canisius	47 <b>67</b>
												287	H	Canisius	40 <b>48</b>
												290	H	Fairfield	42 <b>55</b>
												340	H	Saint Peter's	61 57
LAST 12 Division I GAMES:															
284	H	Manhattan	52 <b>54</b>	287	A	Canisius	47 <b>67</b>	53	H	Quinnipiac	39 <b>76</b>				
340	H	Saint Peter's	61 57	290	H	Fairfield	42 <b>55</b>	145	A	Marist	36 <b>76</b>				
222	A	Monmouth	52 51	284	A	Manhattan	33 <b>55</b>	187	H	Rider	58 <b>66</b>				
187	A	Rider	64 <b>75</b>												
272	H	Siena	45 <b>66</b>												
261	A	Niagara	53 <b>72</b>												

Non-Div I Games:

Iona

■ Loss, 
 ■ Non-Conf, 
 ■ S Site, 
 ■ H Home 
 ■ A Away 
 N Neutral

Average RPI Win:	109	WON-LOST	WINNING	LAST 10	STRENGTH OF	OPP. STRENGTH	TEAM	ADJ.	CONF.	ADJ CONF.
Average RPI Loss:	37	RECORD	PCT. RANK	GAMES	SCHEDULE	OF SCHEDULE	RPI	RPI	RPI	RPI
DIV. I ONLY	21- 6	33	0- 1	10	44	8	8	4	4	
DIV. I NON-CONF.	9- 2	43	0- 1	11	48	9	9	6	6	
TOTALS	RPI 1-25	RPI 26-50	W-L RECORDS	RPI 51-100	RPI 101-150	RPI 150+				
21- 6	4- 2	2- 3	OVERALL	5- 1	4- 0	6- 0				
14- 0	3- 0	2- 0	HOME	3- 0	1- 0	5- 0				
6- 5	1- 1	0- 3	AWAY	1- 1	3- 0	1- 0				
1- 1	0- 1	0- 0	NEUTRAL	1- 0	0- 0	0- 0				
9- 2	2- 2	0- 0	NON-CONFERENCE	2- 0	2- 0	3- 0				
6- 0	1- 0	0- 0	HOME	1- 0	1- 0	3- 0				
2- 1	1- 1	0- 0	AWAY	0- 0	1- 0	0- 0				
1- 1	0- 1	0- 0	NEUTRAL	1- 0	0- 0	0- 0				
12- 4	2- 0	2- 3	CONFERENCE	3- 1	2- 0	3- 0				
8- 0	2- 0	2- 0	HOME	2- 0	0- 0	2- 0				
4- 4	0- 0	0- 3	AWAY	1- 1	2- 0	1- 0				
0- 0	0- 0	0- 0	NEUTRAL	0- 0	0- 0	0- 0				

RPI	S	Opponent	Score	RPI	S	Opponent	Score	RPI	S	Opponent	Score	RPI	S	Opponent	Score
1	A	Notre Dame	71 105	41	A	Michigan	81 90	69	N	West Virginia	84 81	105	A	Minnesota	81 63
12	H	Iowa St.	73 70	41	H	Michigan	75 61	72	A	Purdue	57 62	123	A	Western Ky.	104 67
13	H	Maryland	86 73	44	A	Indiana	73 75	72	H	Purdue	72 58	128	H	IUPUI	72 58
19	N	Florida St.	67 71	45	A	Michigan St.	70 84	75	A	Ohio St.	78 52	129	A	Penn St.	81 61
23	A	Drake	91 82	45	H	Michigan St.	86 71	79	H	Nebraska	77 71	166	H	Oral Roberts	90 77
25	H	Rutgers	72 66					80	H	UNI	83 57	181	H	Wisconsin	71 53
												196	H	Robert Morris	92 63
												197	A	Illinois	94 75
												197	H	Illinois	88 66
												336	H	N.C. Central	106 39
LAST 12 Division I GAMES:															
19	N	Florida St.	67 71	129	A	Penn St.	81 61								
44	A	Indiana	73 75	41	A	Michigan	81 90								
13	H	Maryland	86 73	72	H	Purdue	72 58								
197	H	Illinois	88 66	25	H	Rutgers	72 66								
75	A	Ohio St.	78 52	197	A	Illinois	94 75								
45	H	Michigan St.	86 71	41	H	Michigan	75 61								

Non-Div I Games:

Iowa

■ Loss, 
■ Non-Conf, S Site, 
■ Home 
■ Away 
N Neutral

Average RPI Win: 111		WON-LOST	WINNING	LAST 10	STRENGTH OF	OPP. STRENGTH	TEAM	ADJ.	CONF.	ADJ CONF.
Average RPI Loss: 27		RECORD	PCT. RANK	GAMES	SCHEDULE	OF SCHEDULE	RPI	RPI	RPI	RPI
DIV. I ONLY		20- 7	51	3- 0	3	32	12	12	3	3
DIV. I NON-CONF.		10- 2	37	3- 0	13	102	10	10	3	3
TOTALS		RPI 1-25	RPI 26-50		W-L RECORDS		RPI 51-100	RPI 101-150	RPI 150+	
20- 7		2- 3	3- 3		OVERALL		5- 1	6- 0	4- 0	
15- 2		2- 1	2- 1		HOME		5- 0	3- 0	3- 0	
4- 5		0- 2	1- 2		AWAY		0- 1	3- 0	0- 0	
1- 0		0- 0	0- 0		NEUTRAL		0- 0	0- 0	1- 0	
10- 2		2- 1	0- 1		NON-CONFERENCE		4- 0	0- 0	4- 0	
9- 0		2- 0	0- 0		HOME		4- 0	0- 0	3- 0	
0- 2		0- 1	0- 1		AWAY		0- 0	0- 0	0- 0	
1- 0		0- 0	0- 0		NEUTRAL		0- 0	0- 0	1- 0	
10- 5		0- 2	3- 2		CONFERENCE		1- 1	6- 0	0- 0	
6- 2		0- 1	2- 1		HOME		1- 0	3- 0	0- 0	
4- 3		0- 1	1- 1		AWAY		0- 1	3- 0	0- 0	
0- 0		0- 0	0- 0		NEUTRAL		0- 0	0- 0	0- 0	

RPI	S	Opponent	Score	RPI	S	Opponent	Score	RPI	S	Opponent	Score	RPI	S	Opponent	Score
2	A	Baylor	69 84	29	H	Texas	62 64	52	H	Bucknell	86 61	116	A	Oklahoma St.	84 71
2	H	Baylor	60 73	33	A	South Dakota	59 64	54	H	Auburn	67 64	116	H	Oklahoma St.	89 67
8	A	Iowa	70 73	37	A	Kansas St.	81 52	69	A	West Virginia	64 73	134	A	Oklahoma	91 70
20	H	Miami (FL)	75 52	37	H	Kansas St.	96 58	69	H	West Virginia	77 61	134	H	Oklahoma	104 78
23	H	Drake	86 81	48	A	TCU	69 76	86	H	Arkansas	91 82	137	H	Texas Tech	105 66
				48	H	TCU	92 54	98	H	Northern Ill.	70 60	141	A	Kansas	82 73
LAST 12 Division I GAMES:															
				98	H	Northern Ill.	70 60	48	A	TCU	69 76				
				54	H	Auburn	67 64	69	H	West Virginia	77 61				
				20	H	Miami (FL)	75 52	37	A	Kansas St.	81 52				
				2	H	Baylor	60 73	137	H	Texas Tech	105 66				
				134	A	Oklahoma	91 70	116	A	Oklahoma St.	84 71				
				116	H	Oklahoma St.	89 67	2	A	Baylor	69 84				

Non-Div I Games:

Iowa St.

Average RPI Win:	282	WON-LOST	WINNING	LAST 10	STRENGTH OF	OPP. STRENGTH	TEAM	ADJ.	CONF.	ADJ CONF.
Average RPI Loss:	190	RECORD	PCT. RANK	GAMES	SCHEDULE	OF SCHEDULE	RPI	RPI	RPI	RPI
DIV. I ONLY	10- 13	215	1- 0	327	310	281	281	29	29	
DIV. I NON-CONF.	2- 7	288	0- 0	229	235	295	295	28	28	
TOTALS	RPI 1-25	RPI 26-50	W-L RECORDS	RPI 51-100	RPI 101-150	RPI 150+				
10- 13	0- 1	0- 0	OVERALL	0- 2	0- 1	10- 9				
6- 3	0- 0	0- 0	HOME	0- 0	0- 0	6- 3				
3- 9	0- 1	0- 0	AWAY	0- 2	0- 0	3- 6				
1- 1	0- 0	0- 0	NEUTRAL	0- 0	0- 1	1- 0				
2- 7	0- 1	0- 0	NON-CONFERENCE	0- 2	0- 1	2- 3				
1- 1	0- 0	0- 0	HOME	0- 0	0- 0	1- 1				
0- 5	0- 1	0- 0	AWAY	0- 2	0- 0	0- 2				
1- 1	0- 0	0- 0	NEUTRAL	0- 0	0- 1	1- 0				
8- 6	0- 0	0- 0	CONFERENCE	0- 0	0- 0	8- 6				
5- 2	0- 0	0- 0	HOME	0- 0	0- 0	5- 2				
3- 4	0- 0	0- 0	AWAY	0- 0	0- 0	3- 4				
0- 0	0- 0	0- 0	NEUTRAL	0- 0	0- 0	0- 0				

RPI 1-25				RPI 26-50				RPI 51-100				RPI 101+ Team's RPI: 281			
RPI	S	Opponent	Score	RPI	S	Opponent	Score	RPI	S	Opponent	Score	RPI	S	Opponent	Score
7	A	Mississippi St.	38 105					86	A	Arkansas	57 76	148	N	Akron	57 74
								96	A	UT Arlington	63 99	175	A	Southern U.	59 52
												175	H	Southern U.	74 76
												199	A	Prairie View	57 76
												199	H	Prairie View	80 89
												200	A	Memphis	67 68
												207	A	Grambling	77 74
												207	H	Grambling	89 60
												240	A	Texas Southern	67 76
												240	H	Texas Southern	73 64
												258	A	Louisiana	61 68
												259	A	Alabama St.	67 74
												280	H	Central Ark.	65 56
												291	A	Alabama A&M	55 58
												306	H	Southeastern La.	45 50
												329	H	Mississippi Val.	87 56
												337	N	UIC	72 57
												346	H	Ark.-Pine Bluff	60 41
												351	A	Alcorn	82 61
												351	H	Alcorn	88 66
LAST 12 Division I GAMES:															
				207	H	Grambling	89 60					329	H	Mississippi Val.	87 56
				240	H	Texas Southern	73 64					207	A	Grambling	77 74
				199	H	Prairie View	80 89					240	A	Texas Southern	67 76
				175	A	Southern U.	59 52					199	A	Prairie View	57 76
				351	A	Alcorn	82 61					175	H	Southern U.	74 76
				346	H	Ark.-Pine Bluff	60 41					351	H	Alcorn	88 66

Non-Div I Games: Spring Hill 105 57 Millsaps 88 38

Jackson St.

Loss, Non-Conf, S Site, H Home A Away N Neutral

Jacksonville

Through Games Of Feb. 23, 2019

Average RPI Win: <b>285</b>	WON-LOST	WINNING	LAST 10	STRENGTH OF	OPP. STRENGTH	TEAM	ADJ.	CONF.	ADJ CONF.
Average RPI Loss: <b>171</b>	RECORD	PCT. RANK	GAMES	SCHEDULE	OF SCHEDULE	RPI	RPI	RPI	RPI
DIV. I ONLY	11- 13	202	1- 0	293	275	230	230	24	24
DIV. I NON-CONF.	4- 6	212	0- 0	148	291	181	181	26	26
TOTALS	RPI 1-25	RPI 26-50	W-L RECORDS	RPI 51-100	RPI 101-150	RPI 150+			
11- 13	0- 2	0- 0	OVERALL	0- 2	0- 1	11- 8			
5- 4	0- 0	0- 0	HOME	0- 0	0- 0	5- 4			
6- 7	0- 2	0- 0	AWAY	0- 1	0- 1	6- 3			
0- 2	0- 0	0- 0	NEUTRAL	0- 1	0- 0	0- 1			
4- 6	0- 2	0- 0	NON-CONFERENCE	0- 1	0- 1	4- 2			
1- 1	0- 0	0- 0	HOME	0- 0	0- 0	1- 1			
3- 3	0- 2	0- 0	AWAY	0- 0	0- 1	3- 0			
0- 2	0- 0	0- 0	NEUTRAL	0- 1	0- 0	0- 1			
7- 7	0- 0	0- 0	CONFERENCE	0- 1	0- 0	7- 6			
4- 3	0- 0	0- 0	HOME	0- 0	0- 0	4- 3			
3- 4	0- 0	0- 0	AWAY	0- 1	0- 0	3- 3			
0- 0	0- 0	0- 0	NEUTRAL	0- 0	0- 0	0- 0			

RPI 1-25				RPI 26-50				RPI 51-100				RPI 101+ Team's RPI: 230			
RPI	S	Opponent	Score	RPI	S	Opponent	Score	RPI	S	Opponent	Score	RPI	S	Opponent	Score
16	A	Texas A&M	53 <b>73</b>					73	A	FGCU	58 <b>82</b>	129	A	Penn St.	61 <b>80</b>
19	A	Florida St.	46 <b>79</b>					89	N	Old Dominion	76 <b>78</b>	152	H	Mercer	71 66
												180	H	North Ala.	59 <b>62</b>
												193	A	Stetson	46 <b>54</b>
												193	H	Stetson	56 <b>69</b>
												209	H	Bethune-Cookman	56 <b>58</b>
												214	A	Liberty	64 52
												214	H	Liberty	75 <b>85</b>
												268	A	North Florida	80 72
												268	H	North Florida	75 63
												291	N	Alabama A&M	60 <b>65</b>
												294	A	Kennesaw St.	55 <b>75</b>
												294	H	Kennesaw St.	68 53
												299	A	Charleston So.	68 58
												316	A	FIU	73 62
												320	A	Lipscomb	58 <b>61</b>
												320	H	Lipscomb	62 47
												325	A	NJIT	61 56
												325	H	NJIT	69 55
												349	A	Savannah St.	68 58
LAST 12 Division I GAMES:															
325	H	NJIT	69 55	193	H	Stetson	56 <b>69</b>								
268	H	North Florida	75 63	214	H	Liberty	75 <b>85</b>								
193	A	Stetson	46 <b>54</b>	268	A	North Florida	80 72								
320	A	Lipscomb	58 <b>61</b>	325	A	NJIT	61 56								
294	H	Kennesaw St.	68 53	180	H	North Ala.	59 <b>62</b>								
73	A	FGCU	58 <b>82</b>	214	A	Liberty	64 52								

Non-Div I Games: Webber Int'l 73 39 Edward Waters 100 48 Warner 105 55

Jacksonville

Loss, Non-Conf, S Site, H Home A Away N Neutral



Average RPI Win:	266	WON-LOST	WINNING	LAST 10	STRENGTH OF	OPP. STRENGTH	TEAM	ADJ.	CONF.	ADJ CONF.
Average RPI Loss:	131	RECORD	PCT. RANK	GAMES	SCHEDULE	OF SCHEDULE	RPI	RPI	RPI	RPI
DIV. I ONLY	13- 13	171	0- 1	244	227	202	202	22	22	
DIV. I NON-CONF.	5- 5	162	0- 1	249	166	187	187	22	22	
TOTALS	RPI 1-25	RPI 26-50	W-L RECORDS	RPI 51-100	RPI 101-150	RPI 150+				
13- 13	0- 0	0- 1	OVERALL	0- 4	2- 4	11- 4				
6- 6	0- 0	0- 1	HOME	0- 2	2- 0	4- 3				
7- 5	0- 0	0- 0	AWAY	0- 1	0- 3	7- 1				
0- 2	0- 0	0- 0	NEUTRAL	0- 1	0- 1	0- 0				
5- 5	0- 0	0- 1	NON-CONFERENCE	0- 2	1- 2	4- 0				
1- 2	0- 0	0- 1	HOME	0- 1	1- 0	0- 0				
4- 1	0- 0	0- 0	AWAY	0- 0	0- 1	4- 0				
0- 2	0- 0	0- 0	NEUTRAL	0- 1	0- 1	0- 0				
8- 8	0- 0	0- 0	CONFERENCE	0- 2	1- 2	7- 4				
5- 4	0- 0	0- 0	HOME	0- 1	1- 0	4- 3				
3- 4	0- 0	0- 0	AWAY	0- 1	0- 2	3- 1				
0- 0	0- 0	0- 0	NEUTRAL	0- 0	0- 0	0- 0				

RPI 1-25			RPI 26-50			RPI 51-100			RPI 101+			Team's RPI: 202			
RPI	S	Opponent	Score	RPI	S	Opponent	Score	RPI	S	Opponent	Score				
				43	H	Miami (OH)	41 58	61	A	Belmont	52 66	131	A	Morehead St.	55 66
								61	H	Belmont	41 64	131	H	Morehead St.	68 57
								82	N	Harvard	62 69	132	A	UT Martin	72 77
								94	H	Troy	63 89	135	H	Georgia St.	61 56
												137	A	Texas Tech	58 71
												142	N	Washington St.	51 64
												156	A	Tennessee Tech	59 62
												156	H	Tennessee Tech	49 66
												198	A	Ole Miss	60 49
												229	A	Southeast Mo. St.	56 39
												237	H	SIUE	47 51
												263	H	Austin Peay	67 56
												266	H	Murray St.	59 64
												291	A	Alabama A&M	55 48
												295	H	Eastern Ill.	78 49
												297	A	Tennessee St.	62 52
												297	H	Tennessee St.	76 73
												320	A	Lipscomb	58 46
												328	A	Eastern Ky.	53 44
												328	H	Eastern Ky.	69 64
												345	A	Florida A&M	62 31
LAST 12 Division I GAMES:															
				142	N	Washington St.	51 64	132	A	UT Martin	72 77				
				328	H	Eastern Ky.	69 64	263	H	Austin Peay	67 56				
				131	H	Morehead St.	68 57	266	H	Murray St.	59 64				
				297	H	Tennessee St.	76 73	131	A	Morehead St.	55 66				
				156	A	Tennessee Tech	59 62	328	A	Eastern Ky.	53 44				
				229	A	Southeast Mo. St.	56 39	156	H	Tennessee Tech	49 66				

Non-Div I Games: Montevallo 84 52

Jacksonville St.

■ Loss, 
 ■ Non-Conf, 
 ■ S Site, 
 ■ H Home 
 ■ A Away 
 N Neutral

Average RPI Win: <b>181</b>	WON-LOST	WINNING	LAST 10	STRENGTH OF	OPP. STRENGTH	TEAM	ADJ.	CONF.	ADJ CONF.
Average RPI Loss: <b>116</b>	RECORD	PCT. RANK	GAMES	SCHEDULE	OF SCHEDULE	RPI	RPI	RPI	RPI
DIV. I ONLY	21- 4	14	1- 0	178	104	38	38	10	10
DIV. I NON-CONF.	8- 3	72	0- 0	182	116	65	65	10	10
TOTALS	RPI 1-25	RPI 26-50	W-L RECORDS	RPI 51-100	RPI 101-150	RPI 150+			
21- 4	0- 1	0- 0	OVERALL	5- 0	4- 2	12- 1			
12- 0	0- 0	0- 0	HOME	3- 0	3- 0	6- 0			
9- 4	0- 1	0- 0	AWAY	2- 0	1- 2	6- 1			
0- 0	0- 0	0- 0	NEUTRAL	0- 0	0- 0	0- 0			
8- 3	0- 1	0- 0	NON-CONFERENCE	2- 0	1- 1	5- 1			
5- 0	0- 0	0- 0	HOME	2- 0	1- 0	2- 0			
3- 3	0- 1	0- 0	AWAY	0- 0	0- 1	3- 1			
0- 0	0- 0	0- 0	NEUTRAL	0- 0	0- 0	0- 0			
13- 1	0- 0	0- 0	CONFERENCE	3- 0	3- 1	7- 0			
7- 0	0- 0	0- 0	HOME	1- 0	2- 0	4- 0			
6- 1	0- 0	0- 0	AWAY	2- 0	1- 1	3- 0			
0- 0	0- 0	0- 0	NEUTRAL	0- 0	0- 0	0- 0			

RPI 1-25				RPI 26-50				Team's RPI: 38				RPI 51-100				RPI 101+			
RPI	S	Opponent	Score	RPI	S	Opponent	Score	RPI	S	Opponent	Score	RPI	S	Opponent	Score	RPI	S	Opponent	Score
13	A	Maryland	63 87									63	A	Drexel	51 35	109	H	Towson	71 59
												87	A	Northeastern	58 51	113	H	Dayton	68 55
												87	H	Northeastern	84 49	118	A	Wake Forest	49 50
												93	H	St. John's (NY)	64 51	124	A	UNCW	63 66
												99	H	Georgetown	69 57	124	H	UNCW	58 51
																147	A	Delaware	68 43
																173	H	William & Mary	65 48
																190	H	George Washington	50 37
																196	A	Robert Morris	59 36
																208	A	Hampton	65 72
																210	A	Elon	74 46
																210	H	Elon	82 30
																214	A	Liberty	74 53
																241	A	Hofstra	59 44
																241	H	Hofstra	77 54
																279	H	Winthrop	56 39
																293	A	Col. of Charleston	91 50
																293	H	Col. of Charleston	76 35
																341	A	Delaware St.	103 57
LAST 12 Division I GAMES:																			
210	A	Elon	74 46	210	H	Elon	82 30												
124	H	UNCW	58 51	173	H	William & Mary	65 48												
293	H	Col. of Charleston	76 35	293	A	Col. of Charleston	91 50												
241	A	Hofstra	59 44	124	A	UNCW	63 66												
87	A	Northeastern	58 51	87	H	Northeastern	84 49												
109	H	Towson	71 59	241	H	Hofstra	77 54												

Non-Div I Games:

James Madison

Kansas

Through Games Of Feb. 23, 2019

Average RPI Win:	185	WON-LOST	WINNING	LAST 10	STRENGTH OF	OPP. STRENGTH	TEAM	ADJ.	CONF.	ADJ CONF.
Average RPI Loss:	68	RECORD	PCT. RANK	GAMES	SCHEDULE	OF SCHEDULE	RPI	RPI	RPI	RPI
DIV. I ONLY	12- 14	195	1- 0	72	39	141	141	3	3	
DIV. I NON-CONF.	10- 1	17	1- 0	216	229	45	45	3	3	
TOTALS	RPI 1-25	RPI 26-50	W-L RECORDS	RPI 51-100	RPI 101-150	RPI 150+				
12- 14	0- 3	1- 4	OVERALL	1- 2	3- 5	7- 0				
8- 6	0- 2	0- 2	HOME	0- 0	1- 2	7- 0				
2- 8	0- 1	1- 2	AWAY	1- 2	0- 3	0- 0				
2- 0	0- 0	0- 0	NEUTRAL	0- 0	2- 0	0- 0				
10- 1	0- 0	0- 0	NON-CONFERENCE	1- 1	2- 0	7- 0				
7- 0	0- 0	0- 0	HOME	0- 0	0- 0	7- 0				
1- 1	0- 0	0- 0	AWAY	1- 1	0- 0	0- 0				
2- 0	0- 0	0- 0	NEUTRAL	0- 0	2- 0	0- 0				
2- 13	0- 3	1- 4	CONFERENCE	0- 1	1- 5	0- 0				
1- 6	0- 2	0- 2	HOME	0- 0	1- 2	0- 0				
1- 7	0- 1	1- 2	AWAY	0- 1	0- 3	0- 0				
0- 0	0- 0	0- 0	NEUTRAL	0- 0	0- 0	0- 0				

RPI	S	Opponent	Score	RPI	S	Opponent	Score	RPI	S	Opponent	Score	RPI	S	Opponent	Score	Team's RPI: 141
2	A	Baylor	40 80	29	A	Texas	43 62	65	A	LSU	68 61	116	A	Oklahoma St.	52 72	
2	H	Baylor	68 94	29	H	Texas	73 91	69	A	West Virginia	50 71	116	H	Oklahoma St.	62 72	
12	H	Iowa St.	73 82	37	A	Kansas St.	61 54	79	A	Nebraska	52 58	117	N	Northwestern	66 57	
				37	H	Kansas St.	62 72					134	A	Oklahoma	67 78	
				48	A	TCU	53 58					134	H	Oklahoma	88 79	
												137	A	Texas Tech	66 69	
												137	H	Texas Tech	71 75	
												142	N	Washington St.	71 63	
												166	H	Oral Roberts	70 58	
												207	H	Grambling	76 45	
												211	H	George Mason	77 56	
												236	H	UMKC	67 55	
												282	H	Vermont	77 36	
												291	H	Alabama A&M	65 54	
												327	H	Iona	75 44	
LAST 12 Division I GAMES:																
117	N	Northwestern	66 57	37	H	Kansas St.	62 72									
116	A	Oklahoma St.	52 72	69	A	West Virginia	50 71									
2	A	Baylor	40 80	134	H	Oklahoma	88 79									
137	H	Texas Tech	71 75	48	A	TCU	53 58									
134	A	Oklahoma	67 78	29	A	Texas	43 62									
29	H	Texas	73 91	116	H	Oklahoma St.	62 72									

Non-Div I Games:

Kansas

Loss, Non-Conf, S Site, H Home A Away N Neutral

Average RPI Win:	133	WON-LOST	WINNING	LAST 10	STRENGTH OF	OPP. STRENGTH	TEAM	ADJ.	CONF.	ADJ CONF.
Average RPI Loss:	34	RECORD	PCT. RANK	GAMES	SCHEDULE	OF SCHEDULE	RPI	RPI	RPI	RPI
DIV. I ONLY	17- 10	101	1- 0	20	14	37	37	3	3	
DIV. I NON-CONF.	9- 3	61	0- 0	68	39	47	47	3	3	
TOTALS	RPI 1-25	RPI 26-50	W-L RECORDS	RPI 51-100	RPI 101-150	RPI 150+				
17- 10	0- 6	3- 2	OVERALL	4- 1	5- 1	5- 0				
10- 4	0- 2	1- 1	HOME	2- 0	2- 1	5- 0				
6- 3	0- 2	2- 0	AWAY	1- 1	3- 0	0- 0				
1- 3	0- 2	0- 1	NEUTRAL	1- 0	0- 0	0- 0				
9- 3	0- 2	0- 1	NON-CONFERENCE	4- 0	0- 0	5- 0				
7- 0	0- 0	0- 0	HOME	2- 0	0- 0	5- 0				
1- 0	0- 0	0- 0	AWAY	1- 0	0- 0	0- 0				
1- 3	0- 2	0- 1	NEUTRAL	1- 0	0- 0	0- 0				
8- 7	0- 4	3- 1	CONFERENCE	0- 1	5- 1	0- 0				
3- 4	0- 2	1- 1	HOME	0- 0	2- 1	0- 0				
5- 3	0- 2	2- 0	AWAY	0- 1	3- 0	0- 0				
0- 0	0- 0	0- 0	NEUTRAL	0- 0	0- 0	0- 0				

RPI S	Opponent	Score	RPI S	Opponent	Score	Team's RPI: 37	RPI S	Opponent	Score	RPI S	Opponent	Score
2	A Baylor	50 65	28	N DePaul	59 79		60	H Lamar University	73 55	116	H Oklahoma St.	59 48
2	H Baylor	48 71	29	A Texas	69 60		66	A Little Rock	53 47	134	A Oklahoma	83 75
11	N Syracuse	61 70	29	H Texas	87 69		69	A West Virginia	30 60	134	H Oklahoma	86 56
12	A Iowa St.	58 96	48	A TCU	75 72		76	N Princeton	80 61	137	A Texas Tech	66 62
12	H Iowa St.	52 81	48	H TCU	47 61		80	H UNI	72 62	141	A Kansas	72 62
17	N Arizona St.	51 65								141	H Kansas	54 61
										176	H North Texas	60 42
										203	H Vanderbilt	72 61
										236	H UMKC	61 50
										280	H Central Ark.	70 54
										321	H Omaha	61 46
LAST 12 Division I GAMES:												
48	A TCU	75 72	48	H TCU	47 61							
29	A Texas	69 60	69	A West Virginia	30 60							
2	H Baylor	48 71	116	H Oklahoma St.	59 48							
134	A Oklahoma	83 75	137	A Texas Tech	66 62							
141	A Kansas	72 62	29	H Texas	87 69							
12	H Iowa St.	52 81	141	H Kansas	54 61							

Non-Div I Games:

Kansas St.

■ Loss, 
■ Non-Conf, 
■ S Site, 
■ H Home 
■ A Away 
N Neutral

Average RPI Win:	270	WON-LOST	WINNING	LAST 10	STRENGTH OF	OPP. STRENGTH	TEAM	ADJ.	CONF.	ADJ CONF.
Average RPI Loss:	176	RECORD	PCT. RANK	GAMES	SCHEDULE	OF SCHEDULE	RPI	RPI	RPI	RPI
DIV. I ONLY	7- 18	283	0- 1	177	301	294	294	24	24	
DIV. I NON-CONF.	3- 9	271	0- 0	149	289	270	270	26	26	
TOTALS	RPI 1-25	RPI 26-50	W-L RECORDS	RPI 51-100	RPI 101-150	RPI 150+				
7- 18	0- 0	0- 2	OVERALL	0- 3	0- 2	7- 11				
6- 3	0- 0	0- 0	HOME	0- 1	0- 0	6- 2				
0- 11	0- 0	0- 1	AWAY	0- 1	0- 2	0- 7				
1- 4	0- 0	0- 1	NEUTRAL	0- 1	0- 0	1- 2				
3- 9	0- 0	0- 2	NON-CONFERENCE	0- 1	0- 2	3- 4				
2- 0	0- 0	0- 0	HOME	0- 0	0- 0	2- 0				
0- 5	0- 0	0- 1	AWAY	0- 0	0- 2	0- 2				
1- 4	0- 0	0- 1	NEUTRAL	0- 1	0- 0	1- 2				
4- 9	0- 0	0- 0	CONFERENCE	0- 2	0- 0	4- 7				
4- 3	0- 0	0- 0	HOME	0- 1	0- 0	4- 2				
0- 6	0- 0	0- 0	AWAY	0- 1	0- 0	0- 5				
0- 0	0- 0	0- 0	NEUTRAL	0- 0	0- 0	0- 0				

RPI 1-25				RPI 26-50				RPI 51-100				RPI 101+				Team's RPI: 294	
RPI	S	Opponent	Score	RPI	S	Opponent	Score	RPI	S	Opponent	Score	RPI	S	Opponent	Score		
				35	A	Georgia Tech	35 60	73	A	FGCU	48 79	133	A	Seton Hall	80 102		
				45	N	Michigan St.	51 75	73	H	FGCU	46 69	135	A	Georgia St.	73 79		
								92	N	Idaho St.	49 60	152	A	Mercer	48 64		
												180	A	North Ala.	55 80		
												180	H	North Ala.	74 72		
												193	A	Stetson	69 76		
												209	N	Bethune-Cookman	61 64		
												214	H	Liberty	61 67		
												215	H	Furman	74 63		
												221	A	East Carolina	56 68		
												230	A	Jacksonville	53 68		
												230	H	Jacksonville	75 55		
												268	A	North Florida	66 74		
												268	H	North Florida	60 71		
												283	H	Ga. Southern	78 59		
												314	N	UMBC	53 57		
												320	H	Lipscomb	67 36		
												325	A	NJIT	60 66		
												325	H	NJIT	70 47		
												336	N	N.C. Central	78 54		
LAST 12 Division I GAMES:																	
				73	A	FGCU	48 79	193	A	Stetson	69 76						
				180	H	North Ala.	74 72	268	H	North Florida	60 71						
				320	H	Lipscomb	67 36	180	A	North Ala.	55 80						
				268	A	North Florida	66 74	73	H	FGCU	46 69						
				325	H	NJIT	70 47	214	H	Liberty	61 67						
				230	A	Jacksonville	53 68	230	H	Jacksonville	75 55						

Non-Div I Games: Middle Ga. St. 80 70

Kennesaw St.

■ Loss, 
 ■ Non-Conf, 
 ■ S Site, 
 ■ Home 
 ■ A Away 
 N Neutral

Average RPI Win:	208	WON-LOST	WINNING	LAST 10	STRENGTH OF	OPP. STRENGTH	TEAM	ADJ.	CONF.	ADJ CONF.
Average RPI Loss:	64	RECORD	PCT. RANK	GAMES	SCHEDULE	OF SCHEDULE	RPI	RPI	RPI	RPI
DIV. I ONLY	14- 10	124	0- 1	69	113	85	85	7	7	
DIV. I NON-CONF.	6- 4	125	0- 0	144	157	99	99	8	8	
TOTALS	RPI 1-25	RPI 26-50	W-L RECORDS	RPI 51-100	RPI 101-150	RPI 150+				
14- 10	0- 2	0- 5	OVERALL	2- 1	2- 1	10- 1				
8- 3	0- 1	0- 1	HOME	1- 0	2- 1	5- 0				
6- 7	0- 1	0- 4	AWAY	1- 1	0- 0	5- 1				
0- 0	0- 0	0- 0	NEUTRAL	0- 0	0- 0	0- 0				
6- 4	0- 1	0- 1	NON-CONFERENCE	0- 1	1- 1	5- 0				
3- 1	0- 0	0- 0	HOME	0- 0	1- 1	2- 0				
3- 3	0- 1	0- 1	AWAY	0- 1	0- 0	3- 0				
0- 0	0- 0	0- 0	NEUTRAL	0- 0	0- 0	0- 0				
8- 6	0- 1	0- 4	CONFERENCE	2- 0	1- 0	5- 1				
5- 2	0- 1	0- 1	HOME	1- 0	1- 0	3- 0				
3- 4	0- 0	0- 3	AWAY	1- 0	0- 0	2- 1				
0- 0	0- 0	0- 0	NEUTRAL	0- 0	0- 0	0- 0				

RPI 1-25				RPI 26-50				RPI 51-100				Team's RPI: 85	RPI 101+			
RPI	S	Opponent	Score	RPI	S	Opponent	Score	RPI	S	Opponent	Score		RPI	S	Opponent	Score
9	A	NC State	61 78	26	A	North Carolina	60 73	70	A	Wright St.	55 61		125	H	Youngstown St.	62 34
24	H	Central Mich.	75 82	32	A	Ohio	81 83	78	A	Toledo	58 47		148	H	Akron	73 58
				32	H	Ohio	67 69	98	H	Northern Ill.	87 78		150	H	Duquesne	72 77
				43	A	Miami (OH)	63 79						196	A	Robert Morris	54 46
				46	A	Buffalo	66 75						201	A	Eastern Mich.	67 54
LAST 12 Division I GAMES:																
				32	H	Ohio	67 69	148	H	Akron	73 58		201	H	Eastern Mich.	71 64
				267	A	Western Mich.	56 52	43	A	Miami (OH)	63 79		212	A	Ball St.	44 48
				216	H	Bowling Green	77 73	212	A	Ball St.	44 48		216	H	Bowling Green	77 73
				201	A	Eastern Mich.	67 54	24	H	Central Mich.	75 82		234	A	St. Bonaventure	76 64
				46	A	Buffalo	66 75	32	A	Ohio	81 83		250	H	Northern Ky.	62 61
				267	H	Western Mich.	55 51	78	A	Toledo	58 47		267	A	Western Mich.	56 52
													267	H	Western Mich.	55 51
													308	H	Oakland	75 65
													325	A	NJIT	57 40

Non-Div I Games: Clarion 92 38

Kent St.

■ Loss, 
 ■ Non-Conf, 
 ■ S Site, 
 ■ Home 
 ■ A Away 
 N Neutral

## Kentucky

Through Games Of Feb. 23, 2019

Average RPI Win:	135	WON-LOST	WINNING	LAST 10	STRENGTH OF	OPP. STRENGTH	TEAM	ADJ.	CONF.	ADJ CONF.
Average RPI Loss:	49	RECORD	PCT. RANK	GAMES	SCHEDULE	OF SCHEDULE	RPI	RPI	RPI	RPI
DIV. I ONLY	22- 5	20	1- 0	48	37	18	18	5	5	
DIV. I NON-CONF.	13- 1	9	0- 0	101	78	17	17	5	5	
TOTALS	RPI 1-25	RPI 26-50	W-L RECORDS	RPI 51-100	RPI 101-150	RPI 150+				
22- 5	1- 4	4- 0	OVERALL	4- 0	5- 0	8- 1				
14- 2	0- 1	1- 0	HOME	2- 0	3- 0	8- 1				
5- 3	1- 3	1- 0	AWAY	2- 0	1- 0	0- 0				
3- 0	0- 0	2- 0	NEUTRAL	0- 0	1- 0	0- 0				
13- 1	0- 1	2- 0	NON-CONFERENCE	1- 0	4- 0	6- 0				
10- 0	0- 0	0- 0	HOME	1- 0	3- 0	6- 0				
0- 1	0- 1	0- 0	AWAY	0- 0	0- 0	0- 0				
3- 0	0- 0	2- 0	NEUTRAL	0- 0	1- 0	0- 0				
9- 4	1- 3	2- 0	CONFERENCE	3- 0	1- 0	2- 1				
4- 2	0- 1	1- 0	HOME	1- 0	0- 0	2- 1				
5- 2	1- 2	1- 0	AWAY	2- 0	1- 0	0- 0				
0- 0	0- 0	0- 0	NEUTRAL	0- 0	0- 0	0- 0				

RPI 1-25				RPI 26-50				RPI 51-100				RPI 101+			
RPI	S	Opponent	Score	RPI	S	Opponent	Score	RPI	S	Opponent	Score	RPI	S	Opponent	Score
3	A	Louisville	75 80	26	N	North Carolina	85 75	54	A	Auburn	78 68	107	H	Virginia	63 51
7	A	Mississippi St.	71 86	27	H	Missouri	52 41	62	H	Middle Tenn.	72 55	120	H	High Point	71 49
16	A	Texas A&M	71 73	31	N	UCLA	75 74	65	A	LSU	64 60	130	N	South Fla.	85 63
21	A	South Carolina	65 57	40	A	Tennessee	73 71	86	H	Arkansas	61 59	131	H	Morehead St.	87 57
21	H	South Carolina	70 74									138	A	Alabama	68 53
												175	H	Southern U.	91 41
												198	H	Ole Miss	49 55
												203	H	Vanderbilt	77 55
												217	H	Florida	62 51
												219	H	Sacred Heart	71 43
												255	H	Rhode Island	75 52
												259	H	Alabama St.	87 35
												266	H	Murray St.	88 49
												339	H	Western Caro.	99 39
LAST 12 Division I GAMES:															
21	A	South Carolina	65 57	16	A	Texas A&M	71 73								
86	H	Arkansas	61 59	27	H	Missouri	52 41								
138	A	Alabama	68 53	65	A	LSU	64 60								
54	A	Auburn	78 68	198	H	Ole Miss	49 55								
217	H	Florida	62 51	40	A	Tennessee	73 71								
21	H	South Carolina	70 74	7	A	Mississippi St.	71 86								

Non-Div I Games:

Kentucky

■ Loss, 
 ■ Non-Conf, S Site, 
 ■ Home 
 ■ Away 
 N Neutral

Average RPI Win:	260	WON-LOST	WINNING	LAST 10	STRENGTH OF	OPP. STRENGTH	TEAM	ADJ.	CONF.	ADJ CONF.
Average RPI Loss:	263	RECORD	PCT. RANK	GAMES	SCHEDULE	OF SCHEDULE	RPI	RPI	RPI	RPI
DIV. I ONLY	4- 21	327	1- 0	338	349	348	348	31	31	
DIV. I NON-CONF.	1- 10	330	0- 0	335	346	351	351	31	31	
TOTALS	RPI 1-25	RPI 26-50	W-L RECORDS	RPI 51-100	RPI 101-150	RPI 150+				
4- 21	0- 0	0- 1	OVERALL	0- 0	0- 1	4- 19				
3- 8	0- 0	0- 0	HOME	0- 0	0- 0	3- 8				
1- 12	0- 0	0- 1	AWAY	0- 0	0- 1	1- 10				
0- 1	0- 0	0- 0	NEUTRAL	0- 0	0- 0	0- 1				
1- 10	0- 0	0- 1	NON-CONFERENCE	0- 0	0- 1	1- 8				
1- 3	0- 0	0- 0	HOME	0- 0	0- 0	1- 3				
0- 6	0- 0	0- 1	AWAY	0- 0	0- 1	0- 4				
0- 1	0- 0	0- 0	NEUTRAL	0- 0	0- 0	0- 1				
3- 11	0- 0	0- 0	CONFERENCE	0- 0	0- 0	3- 11				
2- 5	0- 0	0- 0	HOME	0- 0	0- 0	2- 5				
1- 6	0- 0	0- 0	AWAY	0- 0	0- 0	1- 6				
0- 0	0- 0	0- 0	NEUTRAL	0- 0	0- 0	0- 0				

RPI S	Opponent	Score	RPI S	Opponent	Score	RPI S	Opponent	Score	RPI S	Opponent	Score	Team's RPI: 348
			41 A	Michigan	38 83				139 A	Lehigh	38 72	
									177 N	UC Irvine	71 84	
									196 H	Robert Morris	37 89	
									219 A	Sacred Heart	53 75	
									219 H	Sacred Heart	69 64	
									244 A	Saint Francis (PA)	75 69	
									244 H	Saint Francis (PA)	66 80	
									249 A	Mt. St. Mary's	45 61	
									249 H	Mt. St. Mary's	71 61	
									262 A	St. Francis Brooklyn	64 87	
									262 H	St. Francis Brooklyn	67 79	
									271 H	Army West Point	42 57	
									284 A	Manhattan	46 61	
									290 A	Fairfield	43 71	
									300 A	Wagner	62 72	
									300 H	Wagner	62 66	
									311 A	Bryant	62 69	
									318 A	Central Conn. St.	57 63	
									323 H	UMass Lowell	64 69	
									325 H	NJIT	51 72	
									326 H	Lafayette	55 50	
									335 A	Grand Canyon	62 65	
									340 A	Saint Peter's	59 86	
									347 H	Fairleigh Dickinson	52 69	
LAST 12 Division I GAMES:												
244 A	Saint Francis (PA)	75 69	318 A	Central Conn. St.	57 63							
219 H	Sacred Heart	69 64	249 A	Mt. St. Mary's	45 61							
262 A	St. Francis Brooklyn	64 87	262 H	St. Francis Brooklyn	67 79							
249 H	Mt. St. Mary's	71 61	347 H	Fairleigh Dickinson	52 69							
300 H	Wagner	62 66	196 H	Robert Morris	37 89							
300 A	Wagner	62 72	244 H	Saint Francis (PA)	66 80							

Non-Div I Games:

LIU Brooklyn

■ Loss, 
 ■ Non-Conf, 
 S Site, 
 ■ Home 
 ■ Away 
 N Neutral



Average RPI Win:	154	WON-LOST	WINNING	LAST 10	STRENGTH OF	OPP. STRENGTH	TEAM	ADJ.	CONF.	ADJ CONF.
Average RPI Loss:	59	RECORD	PCT. RANK	GAMES	SCHEDULE	OF SCHEDULE	RPI	RPI	RPI	RPI
DIV. I ONLY	16- 9	96	1- 0	51	56	65	65	5	5	
DIV. I NON-CONF.	9- 3	61	0- 0	120	141	78	78	5	5	
TOTALS	RPI 1-25	RPI 26-50	W-L RECORDS	RPI 51-100	RPI 101-150	RPI 150+				
16- 9	2- 5	1- 1	OVERALL	2- 0	3- 2	8- 1				
11- 5	1- 3	1- 0	HOME	2- 0	2- 1	5- 1				
5- 4	1- 2	0- 1	AWAY	0- 0	1- 1	3- 0				
0- 0	0- 0	0- 0	NEUTRAL	0- 0	0- 0	0- 0				
9- 3	1- 1	0- 0	NON-CONFERENCE	1- 0	2- 1	5- 1				
7- 2	0- 0	0- 0	HOME	1- 0	2- 1	4- 1				
2- 1	1- 1	0- 0	AWAY	0- 0	0- 0	1- 0				
0- 0	0- 0	0- 0	NEUTRAL	0- 0	0- 0	0- 0				
7- 6	1- 4	1- 1	CONFERENCE	1- 0	1- 1	3- 0				
4- 3	1- 3	1- 0	HOME	1- 0	0- 0	1- 0				
3- 3	0- 1	0- 1	AWAY	0- 0	1- 1	2- 0				
0- 0	0- 0	0- 0	NEUTRAL	0- 0	0- 0	0- 0				

RPI S	Opponent	Score	RPI S	Opponent	Score	RPI S	Opponent	Score	RPI S	Opponent	Score
7	H Mississippi St.	35 68	27	H Missouri	61 51	66	H Little Rock	60 45	106	A Georgia	50 63
16	A Texas A&M	55 59	40	A Tennessee	65 74	86	H Arkansas	71 34	114	H Northern Colo.	62 57
16	H Texas A&M	63 52							130	H South Fla.	78 49
18	H Kentucky	60 64							138	A Alabama	62 56
19	A Florida St.	58 45							141	H Kansas	61 68
21	H South Carolina	53 76							153	H Tulane	54 56
25	A Rutgers	43 57							172	H Nicholls St.	76 44
									183	H Sam Houston St.	66 52
									198	A Ole Miss	55 41
									203	A Vanderbilt	79 68
									217	H Florida	69 51
									258	A Louisiana	76 54
									306	H Southeastern La.	72 52
									324	H McNeese	86 36
LAST 12 Division I GAMES:											
217	H Florida	69 51	40	A Tennessee	65 74						
203	A Vanderbilt	79 68	138	A Alabama	62 56						
16	A Texas A&M	55 59	18	H Kentucky	60 64						
86	H Arkansas	71 34	21	H South Carolina	53 76						
27	H Missouri	61 51	198	A Ole Miss	55 41						
7	H Mississippi St.	35 68	16	H Texas A&M	63 52						

Non-Div I Games:

LSU

■ Loss, 
■ Non-Conf, 
■ S Site, 
■ H Home 
■ A Away 
N Neutral

Average RPI Win: <b>218</b>	WON-LOST	WINNING	LAST 10	STRENGTH OF	OPP. STRENGTH	TEAM	ADJ.	CONF.	ADJ CONF.
Average RPI Loss: <b>147</b>	RECORD	PCT. RANK	GAMES	SCHEDULE	OF SCHEDULE	RPI	RPI	RPI	RPI
DIV. I ONLY	4- 23	333	0- 1	107	182	289	289	17	17
DIV. I NON-CONF.	3- 11	292	0- 0	42	186	204	204	16	16
TOTALS	RPI 1-25	RPI 26-50	W-L RECORDS	RPI 51-100	RPI 101-150	RPI 150+			
4- 23	0- 1	0- 0	OVERALL	0- 5	1- 7	3- 10			
2- 9	0- 0	0- 0	HOME	0- 2	0- 2	2- 5			
0- 14	0- 1	0- 0	AWAY	0- 3	0- 5	0- 5			
2- 0	0- 0	0- 0	NEUTRAL	0- 0	1- 0	1- 0			
3- 11	0- 1	0- 0	NON-CONFERENCE	0- 5	1- 2	2- 3			
1- 3	0- 0	0- 0	HOME	0- 2	0- 0	1- 1			
0- 8	0- 1	0- 0	AWAY	0- 3	0- 2	0- 2			
2- 0	0- 0	0- 0	NEUTRAL	0- 0	1- 0	1- 0			
1- 12	0- 0	0- 0	CONFERENCE	0- 0	0- 5	1- 7			
1- 6	0- 0	0- 0	HOME	0- 0	0- 2	1- 4			
0- 6	0- 0	0- 0	AWAY	0- 0	0- 3	0- 3			
0- 0	0- 0	0- 0	NEUTRAL	0- 0	0- 0	0- 0			

RPI 1-25				RPI 26-50				RPI 51-100				RPI 101+ Team's RPI: 289			
RPI	S	Opponent	Score	RPI	S	Opponent	Score	RPI	S	Opponent	Score	RPI	S	Opponent	Score
22	A	Oregon St.	46 <b>100</b>					55	A	Villanova	68 <b>81</b>	102	N	Pepperdine	62 55
								63	H	Drexel	43 <b>58</b>	103	A	VCU	38 <b>68</b>
								64	A	Penn	34 <b>65</b>	109	A	Towson	68 <b>92</b>
								82	A	Harvard	43 <b>88</b>	111	A	Providence	47 <b>77</b>
								93	H	St. John's (NY)	57 <b>83</b>	113	A	Dayton	45 <b>84</b>
												121	H	Fordham	54 <b>65</b>
												140	A	Davidson	61 <b>80</b>
												150	H	Duquesne	62 <b>66</b>
												162	A	Temple	47 <b>75</b>
												190	H	George Washington	59 <b>67</b>
												191	A	Saint Louis	58 <b>69</b>
												196	A	Robert Morris	39 <b>67</b>
												211	A	George Mason	42 <b>59</b>
												227	H	Howard	54 <b>57</b>
												233	H	Massachusetts	60 <b>74</b>
												242	A	Saint Joseph's	57 <b>60</b>
												242	H	Saint Joseph's	63 <b>64</b>
												250	N	Northern Ky.	74 56
												255	H	Rhode Island	77 71
												265	H	Norfolk St.	62 52
												270	H	Richmond	60 <b>74</b>
LAST 12 Division I GAMES:															
242	H	Saint Joseph's	63 <b>64</b>	270	H	Richmond	60 <b>74</b>	150	H	Duquesne	62 <b>66</b>				
211	A	George Mason	42 <b>59</b>	242	A	Saint Joseph's	57 <b>60</b>	190	H	George Washington	59 <b>67</b>				
191	A	Saint Louis	58 <b>69</b>	233	H	Massachusetts	60 <b>74</b>	103	A	VCU	38 <b>68</b>				
255	H	Rhode Island	77 71												
140	A	Davidson	61 <b>80</b>												
121	H	Fordham	54 <b>65</b>												

Non-Div I Games:

La Salle

■ Loss, 
 ■ Non-Conf, 
 ■ S Site, 
 ■ H Home 
 ■ A Away 
 N Neutral

Average RPI Win:	305	WON-LOST	WINNING	LAST 10	STRENGTH OF	OPP. STRENGTH	TEAM	ADJ.	CONF.	ADJ CONF.
Average RPI Loss:	175	RECORD	PCT. RANK	GAMES	SCHEDULE	OF SCHEDULE	RPI	RPI	RPI	RPI
DIV. I ONLY	6- 17	293	0- 1	320	197	315	315	12	12	
DIV. I NON-CONF.	4- 5	190	0- 0	350	334	319	319	13	13	
TOTALS	RPI 1-25	RPI 26-50	W-L RECORDS	RPI 51-100	RPI 101-150	RPI 150+				
6- 17	0- 0	0- 0	OVERALL	0- 4	0- 4	6- 9				
3- 7	0- 0	0- 0	HOME	0- 1	0- 2	3- 4				
3- 10	0- 0	0- 0	AWAY	0- 3	0- 2	3- 5				
0- 0	0- 0	0- 0	NEUTRAL	0- 0	0- 0	0- 0				
4- 5	0- 0	0- 0	NON-CONFERENCE	0- 0	0- 1	4- 4				
2- 1	0- 0	0- 0	HOME	0- 0	0- 0	2- 1				
2- 4	0- 0	0- 0	AWAY	0- 0	0- 1	2- 3				
0- 0	0- 0	0- 0	NEUTRAL	0- 0	0- 0	0- 0				
2- 12	0- 0	0- 0	CONFERENCE	0- 4	0- 3	2- 5				
1- 6	0- 0	0- 0	HOME	0- 1	0- 2	1- 3				
1- 6	0- 0	0- 0	AWAY	0- 3	0- 1	1- 2				
0- 0	0- 0	0- 0	NEUTRAL	0- 0	0- 0	0- 0				

RPI 1-25				RPI 26-50				RPI 51-100				RPI 101+ Team's RPI: 315					
RPI	S	Opponent	Score	RPI	S	Opponent	Score	RPI	S	Opponent	Score	RPI	S	Opponent	Score		
								66	A	Little Rock	44	63	135	A	Georgia St.	46	68
								94	A	Troy	56	78	135	H	Georgia St.	41	56
								96	H	UT Arlington	56	60	137	A	Texas Tech	42	86
								100	A	South Alabama	49	77	143	H	Appalachian St.	58	80
													163	H	Coastal Caro.	54	79
													167	H	Texas St.	51	62
													172	H	Nicholls St.	54	55
													174	A	Arkansas St.	54	64
													228	A	SMU	38	49
													258	A	Louisiana	45	52
													258	H	Louisiana	52	55
													283	A	Ga. Southern	80	62
													283	H	Ga. Southern	58	57
													288	A	New Orleans	57	44
													306	A	Southeastern La.	42	49
													322	A	Northwestern St.	63	55
													324	H	McNeese	69	60
													329	H	Mississippi Val.	72	65
													342	A	Houston Baptist	60	68
LAST 12 Division I GAMES:																	
				96	H	UT Arlington	56	60					163	H	Coastal Caro.	54	79
				167	H	Texas St.	51	62					100	A	South Alabama	49	77
				258	H	Louisiana	52	55					94	A	Troy	56	78
				283	A	Ga. Southern	80	62					258	A	Louisiana	45	52
				135	A	Georgia St.	46	68					135	H	Georgia St.	41	56
				143	H	Appalachian St.	58	80					283	H	Ga. Southern	58	57

Non-Div I Games: LSU-Alexandria 93 62 Ark.-Monticello 70 39

La.-Monroe

Loss, Non-Conf, S Site, H Home A Away N Neutral

Lafayette

Through Games Of Feb. 23, 2019

Average RPI Win:	254	WON-LOST	WINNING	LAST 10	STRENGTH OF	OPP. STRENGTH	TEAM	ADJ.	CONF.	ADJ CONF.
Average RPI Loss:	211	RECORD	PCT. RANK	GAMES	SCHEDULE	OF SCHEDULE	RPI	RPI	RPI	RPI
DIV. I ONLY	7- 19	288	0- 1	314	283	326	326	18	18	
DIV. I NON-CONF.	5- 6	177	0- 1	348	343	326	326	21	21	
TOTALS	RPI 1-25	RPI 26-50	W-L RECORDS	RPI 51-100	RPI 101-150	RPI 150+				
7- 19	0- 0	0- 0	OVERALL	0- 4	0- 2	7- 13				
5- 8	0- 0	0- 0	HOME	0- 2	0- 1	5- 5				
2- 10	0- 0	0- 0	AWAY	0- 2	0- 0	2- 8				
0- 1	0- 0	0- 0	NEUTRAL	0- 0	0- 1	0- 0				
5- 6	0- 0	0- 0	NON-CONFERENCE	0- 0	0- 1	5- 5				
3- 2	0- 0	0- 0	HOME	0- 0	0- 0	3- 2				
2- 3	0- 0	0- 0	AWAY	0- 0	0- 0	2- 3				
0- 1	0- 0	0- 0	NEUTRAL	0- 0	0- 1	0- 0				
2- 13	0- 0	0- 0	CONFERENCE	0- 4	0- 1	2- 8				
2- 6	0- 0	0- 0	HOME	0- 2	0- 1	2- 3				
0- 7	0- 0	0- 0	AWAY	0- 2	0- 0	0- 5				
0- 0	0- 0	0- 0	NEUTRAL	0- 0	0- 0	0- 0				

RPI 1-25			RPI 26-50			RPI 51-100			RPI 101+			Team's RPI: 326			
RPI	S	Opponent	Score	RPI	S	Opponent	Score	RPI	S	Opponent	Score				
								52	A	Bucknell	43 75	139	H	Lehigh	43 70
								52	H	Bucknell	47 56	147	N	Delaware	47 65
								81	A	American	45 60	155	H	Boston U.	44 47
								81	H	American	57 67	184	A	Holy Cross	53 56
												184	H	Holy Cross	73 63
												220	H	Cornell	59 62
												222	H	Monmouth	73 69
												235	A	Navy	53 65
												235	H	Navy	55 42
												246	H	Binghamton	59 50
												247	H	Albany (NY)	67 66
												253	A	Colgate	49 60
												271	A	Army West Point	50 65
												271	H	Army West Point	40 64
												284	A	Manhattan	49 60
												296	A	Loyola Maryland	50 62
												296	H	Loyola Maryland	52 55
												300	A	Wagner	66 43
												304	A	Fla. Atlantic	49 53
												340	H	Saint Peter's	60 62
												347	A	Fairleigh Dickinson	63 57
												348	A	LIU Brooklyn	50 55
LAST 12 Division I GAMES:															
				147	N	Delaware	47 65					184	A	Holy Cross	53 56
				81	H	American	57 67					155	H	Boston U.	44 47
				235	A	Navy	53 65					81	A	American	45 60
				296	H	Loyola Maryland	52 55					235	H	Navy	55 42
				271	H	Army West Point	40 64					296	A	Loyola Maryland	50 62
				52	A	Bucknell	43 75					271	A	Army West Point	50 65

Non-Div I Games:

Lafayette

Loss, Non-Conf, S Site, H Home A Away N Neutral

## Lamar University

Through Games Of Feb. 23, 2019

Average RPI Win:	237	WON-LOST	WINNING	LAST 10	STRENGTH OF	OPP. STRENGTH	TEAM	ADJ.	CONF.	ADJ CONF.
Average RPI Loss:	63	RECORD	PCT. RANK	GAMES	SCHEDULE	OF SCHEDULE	RPI	RPI	RPI	RPI
DIV. I ONLY	17- 5	38	0- 0	172	206	60	60	25	25	
DIV. I NON-CONF.	3- 4	199	0- 0	10	17	31	31	23	23	

TOTALS	RPI 1-25	RPI 26-50	W-L RECORDS	RPI 51-100	RPI 101-150	RPI 150+
17- 5	1- 1	0- 2	OVERALL	1- 1	0- 0	15- 1
8- 0	0- 0	0- 0	HOME	1- 0	0- 0	7- 0
9- 4	1- 1	0- 1	AWAY	0- 1	0- 0	8- 1
0- 1	0- 0	0- 1	NEUTRAL	0- 0	0- 0	0- 0
3- 4	1- 1	0- 2	NON-CONFERENCE	1- 0	0- 0	1- 1
1- 0	0- 0	0- 0	HOME	1- 0	0- 0	0- 0
2- 3	1- 1	0- 1	AWAY	0- 0	0- 0	1- 1
0- 1	0- 0	0- 1	NEUTRAL	0- 0	0- 0	0- 0
14- 1	0- 0	0- 0	CONFERENCE	0- 1	0- 0	14- 0
7- 0	0- 0	0- 0	HOME	0- 0	0- 0	7- 0
7- 1	0- 0	0- 0	AWAY	0- 1	0- 0	7- 0
0- 0	0- 0	0- 0	NEUTRAL	0- 0	0- 0	0- 0

RPI 1-25				RPI 26-50				RPI 51-100				Team's RPI: 60		RPI 101+			
RPI	S	Opponent	Score	RPI	S	Opponent	Score	RPI	S	Opponent	Score			RPI	S	Opponent	Score
7	A	Mississippi St.	53 104	32	N	Ohio	62 87	77	A	SFA	58 70			160	A	Denver	110 11
16	A	Texas A&M	74 68	37	A	Kansas St.	55 73	95	H	Pacific	82 66			164	A	Abilene Christian	63 60
														172	H	Nicholls St.	78 65
														183	A	Sam Houston St.	83 72
														183	H	Sam Houston St.	81 76
														243	A	A&M-Corpus Christi	72 47
														243	H	A&M-Corpus Christi	76 58
														258	A	Louisiana	79 77
														280	H	Central Ark.	57 37
														288	A	New Orleans	79 57
														301	A	Incarnate Word	77 51
														301	H	Incarnate Word	79 53
														306	H	Southeastern La.	94 54
														322	A	Northwestern St.	94 70
														324	A	McNeese	64 62
														342	H	Houston Baptist	63 50
LAST 12 Division I GAMES:																	
243	A	A&M-Corpus Christi	72 47	324	A	McNeese	64 62										
301	H	Incarnate Word	79 53	172	H	Nicholls St.	78 65										
183	H	Sam Houston St.	81 76	183	A	Sam Houston St.	83 72										
322	A	Northwestern St.	94 70	301	A	Incarnate Word	77 51										
77	A	SFA	58 70	306	H	Southeastern La.	94 54										
164	A	Abilene Christian	63 60	280	H	Central Ark.	57 37										

Non-Div I Games: LeTourneau 104 27 Louisiana Col. 94 43 McMurry 100 37 Howard Payne 93 37 Lamar University

Loss, Non-Conf, S Site, H Home A Away N Neutral

Average RPI Win:	260	WON-LOST	WINNING	LAST 10	STRENGTH OF	OPP. STRENGTH	TEAM	ADJ.	CONF.	ADJ CONF.
Average RPI Loss:	83	RECORD	PCT. RANK	GAMES	SCHEDULE	OF SCHEDULE	RPI	RPI	RPI	RPI
DIV. I ONLY	16- 9	96	0- 1	158	233	139	139	18	18	
DIV. I NON-CONF.	7- 3	83	0- 1	180	245	128	128	21	21	
TOTALS	RPI 1-25	RPI 26-50	W-L RECORDS	RPI 51-100	RPI 101-150	RPI 150+				
16- 9	0- 1	0- 0	OVERALL	0- 5	0- 1	16- 2				
10- 5	0- 0	0- 0	HOME	0- 3	0- 1	10- 1				
6- 4	0- 1	0- 0	AWAY	0- 2	0- 0	6- 1				
0- 0	0- 0	0- 0	NEUTRAL	0- 0	0- 0	0- 0				
7- 3	0- 1	0- 0	NON-CONFERENCE	0- 1	0- 1	7- 0				
5- 2	0- 0	0- 0	HOME	0- 1	0- 1	5- 0				
2- 1	0- 1	0- 0	AWAY	0- 0	0- 0	2- 0				
0- 0	0- 0	0- 0	NEUTRAL	0- 0	0- 0	0- 0				
9- 6	0- 0	0- 0	CONFERENCE	0- 4	0- 0	9- 2				
5- 3	0- 0	0- 0	HOME	0- 2	0- 0	5- 1				
4- 3	0- 0	0- 0	AWAY	0- 2	0- 0	4- 1				
0- 0	0- 0	0- 0	NEUTRAL	0- 0	0- 0	0- 0				

RPI 1-25				RPI 26-50				RPI 51-100				RPI 101+ Team's RPI: 139			
RPI	S	Opponent	Score	RPI	S	Opponent	Score	RPI	S	Opponent	Score	RPI	S	Opponent	Score
1	A	Notre Dame	68 95					52	A	Bucknell	53 71	119	H	Charlotte	60 62
								52	H	Bucknell	68 73	155	A	Boston U.	45 58
								55	H	Villanova	48 70	155	H	Boston U.	48 52
								81	A	American	47 50	184	H	Holy Cross	64 55
								81	H	American	53 61	219	H	Sacred Heart	70 66
												220	H	Cornell	67 54
												222	H	Monmouth	63 48
												235	A	Navy	56 38
												235	H	Navy	66 55
												246	A	Binghamton	65 55
												253	A	Colgate	75 63
												253	H	Colgate	86 58
												265	H	Norfolk St.	62 41
												271	A	Army West Point	73 50
												271	H	Army West Point	55 46
												296	H	Loyola Maryland	51 42
												318	A	Central Conn. St.	88 62
												326	A	Lafayette	70 43
												348	H	LIU Brooklyn	72 38
LAST 12 Division I GAMES:															
119	H	Charlotte	60 62	235	H	Navy	66 55								
271	H	Army West Point	55 46	296	H	Loyola Maryland	51 42								
253	A	Colgate	75 63	271	A	Army West Point	73 50								
81	A	American	47 50	253	H	Colgate	86 58								
52	H	Bucknell	68 73	81	H	American	53 61								
155	H	Boston U.	48 52	52	A	Bucknell	53 71								

Non-Div I Games: Kutztown 73 39

Lehigh

■ Loss, 
 ■ Non-Conf, 
 ■ S Site, 
 ■ Home 
 ■ A Away 
 N Neutral

Liberty

Through Games Of Feb. 23, 2019

Average RPI Win:	259	WON-LOST	WINNING	LAST 10	STRENGTH OF	OPP. STRENGTH	TEAM	ADJ.	CONF.	ADJ CONF.
Average RPI Loss:	161	RECORD	PCT. RANK	GAMES	SCHEDULE	OF SCHEDULE	RPI	RPI	RPI	RPI
DIV. I ONLY	10- 15	229	0- 1	183	256	214	214	24	24	
DIV. I NON-CONF.	3- 9	271	0- 1	128	213	239	239	26	26	
TOTALS	RPI 1-25	RPI 26-50	W-L RECORDS	RPI 51-100	RPI 101-150	RPI 150+				
10- 15	0- 1	0- 1	OVERALL	0- 3	1- 1	9- 9				
4- 5	0- 0	0- 1	HOME	0- 2	0- 0	4- 2				
5- 7	0- 0	0- 0	AWAY	0- 1	0- 0	5- 6				
1- 3	0- 1	0- 0	NEUTRAL	0- 0	1- 1	0- 1				
3- 9	0- 1	0- 1	NON-CONFERENCE	0- 1	1- 1	2- 5				
1- 2	0- 0	0- 1	HOME	0- 1	0- 0	1- 0				
1- 4	0- 0	0- 0	AWAY	0- 0	0- 0	1- 4				
1- 3	0- 1	0- 0	NEUTRAL	0- 0	1- 1	0- 1				
7- 6	0- 0	0- 0	CONFERENCE	0- 2	0- 0	7- 4				
3- 3	0- 0	0- 0	HOME	0- 1	0- 0	3- 2				
4- 3	0- 0	0- 0	AWAY	0- 1	0- 0	4- 2				
0- 0	0- 0	0- 0	NEUTRAL	0- 0	0- 0	0- 0				

RPI 1-25				RPI 26-50				RPI 51-100				RPI 101+ Team's RPI: 214			
RPI	S	Opponent	Score	RPI	S	Opponent	Score	RPI	S	Opponent	Score	RPI	S	Opponent	Score
15	N	UCF	45 53	38	H	James Madison	53 74	57	H	Virginia Tech	61 72	119	N	Charlotte	61 63
								73	A	FGCU	50 68	150	N	Duquesne	55 51
								73	H	FGCU	64 65	164	A	Chattanooga	60 75
												180	A	North Ala.	61 57
												193	A	Stetson	52 69
												193	H	Stetson	56 68
												209	A	Bethune-Cookman	76 81
												221	A	East Carolina	63 66
												230	A	Jacksonville	85 75
												230	H	Jacksonville	52 64
												244	H	Saint Francis (PA)	82 53
												254	A	ETSU	89 86
												265	N	Norfolk St.	53 66
												268	A	North Florida	54 66
												268	H	North Florida	69 53
												294	A	Kennesaw St.	67 61
												302	A	UNC Greensboro	45 48
												320	A	Lipscomb	77 60
												320	H	Lipscomb	74 60
												325	H	NJIT	58 47
LAST 12 Division I GAMES:															
265	N	Norfolk St.	53 66	325	H	NJIT	58 47								
268	A	North Florida	54 66	320	A	Lipscomb	77 60								
180	A	North Ala.	61 57	230	A	Jacksonville	85 75								
320	H	Lipscomb	74 60	268	H	North Florida	69 53								
73	H	FGCU	64 65	294	A	Kennesaw St.	67 61								
193	H	Stetson	56 68	230	H	Jacksonville	52 64								

Non-Div I Games: West Chester 61 42

Liberty

Loss, Non-Conf, S Site, H Home A Away N Neutral

Average RPI Win:	273	WON-LOST	WINNING	LAST 10	STRENGTH OF	OPP. STRENGTH	TEAM	ADJ.	CONF.	ADJ CONF.
Average RPI Loss:	185	RECORD	PCT. RANK	GAMES	SCHEDULE	OF SCHEDULE	RPI	RPI	RPI	RPI
DIV. I ONLY	3- 23	343	0- 1	158	292	320	320	24	24	
DIV. I NON-CONF.	2- 11	316	0- 0	125	302	284	284	26	26	
TOTALS	RPI 1-25	RPI 26-50	W-L RECORDS	RPI 51-100	RPI 101-150	RPI 150+				
3- 23	0- 0	0- 1	OVERALL	0- 4	0- 3	3- 15				
2- 9	0- 0	0- 0	HOME	0- 1	0- 1	2- 7				
1- 14	0- 0	0- 1	AWAY	0- 3	0- 2	1- 8				
0- 0	0- 0	0- 0	NEUTRAL	0- 0	0- 0	0- 0				
2- 11	0- 0	0- 1	NON-CONFERENCE	0- 2	0- 3	2- 5				
1- 4	0- 0	0- 0	HOME	0- 0	0- 1	1- 3				
1- 7	0- 0	0- 1	AWAY	0- 2	0- 2	1- 2				
0- 0	0- 0	0- 0	NEUTRAL	0- 0	0- 0	0- 0				
1- 12	0- 0	0- 0	CONFERENCE	0- 2	0- 0	1- 10				
1- 5	0- 0	0- 0	HOME	0- 1	0- 0	1- 4				
0- 7	0- 0	0- 0	AWAY	0- 1	0- 0	0- 6				
0- 0	0- 0	0- 0	NEUTRAL	0- 0	0- 0	0- 0				

RPI 1-25				RPI 26-50				RPI 51-100				RPI 101+ Team's RPI: 320			
RPI	S	Opponent	Score	RPI	S	Opponent	Score	RPI	S	Opponent	Score	RPI	S	Opponent	Score
				42	A	Clemson	26 68					106	A	Georgia	45 77
								61	A	Belmont	43 83	131	A	Morehead St.	44 79
								73	A	FGCU	40 82	132	H	UT Martin	53 62
								73	H	FGCU	46 80	156	H	Tennessee Tech	52 67
								83	A	Cincinnati	55 71	180	H	North Ala.	60 81
												193	A	Stetson	49 76
												193	H	Stetson	65 80
												202	H	Jacksonville St.	46 58
												214	A	Liberty	60 74
												214	H	Liberty	60 77
												230	A	Jacksonville	47 62
												230	H	Jacksonville	61 58
												263	A	Austin Peay	58 70
												266	A	Murray St.	61 97
												268	A	North Florida	66 72
												268	H	North Florida	53 68
												291	A	Alabama A&M	62 58
												293	H	Col. of Charleston	63 65
												294	A	Kennesaw St.	36 67
												297	H	Tennessee St.	64 62
												325	A	NJIT	67 80
LAST 12 Division I GAMES:															
				73	H	FGCU	46 80					214	H	Liberty	60 77
				294	A	Kennesaw St.	36 67					193	A	Stetson	49 76
				214	A	Liberty	60 74					73	A	FGCU	40 82
				230	H	Jacksonville	61 58					325	A	NJIT	67 80
				268	A	North Florida	66 72					193	H	Stetson	65 80
				180	H	North Ala.	60 81					268	H	North Florida	53 68

Non-Div I Games:

Lipscomb

■ Loss, 
 ■ Non-Conf, 
 ■ S Site, 
 ■ H Home 
 ■ A Away 
 N Neutral



# Little Rock

Through Games Of Feb. 23, 2019

Average RPI Win:	169	WON-LOST	WINNING	LAST 10	STRENGTH OF	OPP. STRENGTH	TEAM	ADJ.	CONF.	ADJ CONF.
Average RPI Loss:	79	RECORD	PCT. RANK	GAMES	SCHEDULE	OF SCHEDULE	RPI	RPI	RPI	RPI
DIV. I ONLY	15- 10	119	0- 1	37	108	66	66	12	12	
DIV. I NON-CONF.	4- 7	228	0- 0	44	15	135	135	13	13	
TOTALS	RPI 1-25	RPI 26-50	W-L RECORDS	RPI 51-100	RPI 101-150	RPI 150+				
15- 10	0- 2	0- 2	OVERALL	5- 3	1- 1	9- 2				
8- 5	0- 2	0- 2	HOME	3- 0	0- 1	5- 0				
7- 5	0- 0	0- 0	AWAY	2- 3	1- 0	4- 2				
0- 0	0- 0	0- 0	NEUTRAL	0- 0	0- 0	0- 0				
4- 7	0- 2	0- 2	NON-CONFERENCE	0- 2	0- 1	4- 0				
1- 5	0- 2	0- 2	HOME	0- 0	0- 1	1- 0				
3- 2	0- 0	0- 0	AWAY	0- 2	0- 0	3- 0				
0- 0	0- 0	0- 0	NEUTRAL	0- 0	0- 0	0- 0				
11- 3	0- 0	0- 0	CONFERENCE	5- 1	1- 0	5- 2				
7- 0	0- 0	0- 0	HOME	3- 0	0- 0	4- 0				
4- 3	0- 0	0- 0	AWAY	2- 1	1- 0	1- 2				
0- 0	0- 0	0- 0	NEUTRAL	0- 0	0- 0	0- 0				

RPI 1-25				RPI 26-50				RPI 51-100				Team's RPI: 66		RPI 101+			
RPI	S	Opponent	Score	RPI	S	Opponent	Score	RPI	S	Opponent	Score			RPI	S	Opponent	Score
7	H	Mississippi St.	63 98	34	H	Rice	65 79	65	A	LSU	45 60			123	H	Western Ky.	56 68
16	H	Texas A&M	40 61	37	H	Kansas St.	47 53	71	A	Missouri St.	44 48			143	A	Appalachian St.	74 59
								94	A	Troy	66 71			159	A	Tulsa	63 53
								94	H	Troy	76 72			163	A	Coastal Caro.	60 47
								96	A	UT Arlington	62 61			167	A	Texas St.	48 50
								96	H	UT Arlington	68 65			167	H	Texas St.	62 47
								100	A	South Alabama	65 42			171	A	Louisiana Tech	69 58
								100	H	South Alabama	47 44			174	A	Arkansas St.	58 62
														174	H	Arkansas St.	68 55
														200	A	Memphis	63 60
														258	H	Louisiana	62 48
														304	H	Fla. Atlantic	61 38
														315	H	La.-Monroe	63 44
LAST 12 Division I GAMES:																	
				174	A	Arkansas St.	58 62					143	A	Appalachian St.	74 59		
				167	A	Texas St.	48 50					163	A	Coastal Caro.	60 47		
				96	A	UT Arlington	62 61					96	H	UT Arlington	68 65		
				100	H	South Alabama	47 44					167	H	Texas St.	62 47		
				94	H	Troy	76 72					100	A	South Alabama	65 42		
				174	H	Arkansas St.	68 55					94	A	Troy	66 71		

Non-Div I Games:

Little Rock

Loss, Non-Conf, S Site, H Home A Away N Neutral

Long Beach St.				Through Games Of Feb. 15, 1919						
Average RPI Win:	233	WON-LOST	WINNING	LAST 10	STRENGTH OF	OPP. STRENGTH	TEAM	ADJ.	CONF.	ADJ CONF.
Average RPI Loss:	155	RECORD	PCT. RANK	GAMES	SCHEDULE	OF SCHEDULE	RPI	RPI	RPI	RPI
DIV. I ONLY	8- 18	271	1- 0	200	175	273	273	20	20	
DIV. I NON-CONF.	3- 10	278	0- 0	121	109	258	258	20	20	
TOTALS	RPI 1-25	RPI 26-50	W-L RECORDS	RPI 51-100	RPI 101-150	RPI 150+				
8- 18	0- 1	0- 0	OVERALL	1- 5	1- 3	6- 9				
5- 9	0- 0	0- 0	HOME	1- 3	0- 1	4- 5				
3- 9	0- 1	0- 0	AWAY	0- 2	1- 2	2- 4				
0- 0	0- 0	0- 0	NEUTRAL	0- 0	0- 0	0- 0				
3- 10	0- 1	0- 0	NON-CONFERENCE	1- 4	0- 2	2- 3				
2- 6	0- 0	0- 0	HOME	1- 3	0- 0	1- 3				
1- 4	0- 1	0- 0	AWAY	0- 1	0- 2	1- 0				
0- 0	0- 0	0- 0	NEUTRAL	0- 0	0- 0	0- 0				
5- 8	0- 0	0- 0	CONFERENCE	0- 1	1- 1	4- 6				
3- 3	0- 0	0- 0	HOME	0- 0	0- 1	3- 2				
2- 5	0- 0	0- 0	AWAY	0- 1	1- 0	1- 4				
0- 0	0- 0	0- 0	NEUTRAL	0- 0	0- 0	0- 0				

RPI 1-25				RPI 26-50				RPI 51-100				RPI 101+				Team's RPI: 273	
RPI	S	Opponent	Score	RPI	S	Opponent	Score	RPI	S	Opponent	Score	RPI	S	Opponent	Score		
6	A	Oregon	48 110					51	H	Southern California	50 86	108	A	Loyola Marymount	62 71		
								59	A	Utah	59 82	136	A	Montana St.	62 85		
								68	H	Arizona	43 70	144	A	UC Riverside	63 45		
								80	H	UNI	64 71	144	H	UC Riverside	59 73		
								84	A	UC Davis	50 70	151	A	CSUN	45 60		
								90	H	Idaho	70 63	151	H	CSUN	37 51		
												177	H	UC Irvine	46 48		
												185	A	Utah St.	50 48		
												213	H	Nevada	67 76		
												232	A	Hawaii	49 63		
												232	H	Hawaii	56 40		
												256	H	San Diego	56 60		
												257	H	California Baptist	83 85		
												269	A	Cal St. Fullerton	59 53		
												298	A	UC Santa Barbara	54 60		
												298	H	UC Santa Barbara	62 53		
												313	A	Cal Poly	59 66		
												313	H	Cal Poly	61 58		
												335	H	Grand Canyon	57 50		
LAST 12 Division I GAMES:																	
				298	H	UC Santa Barbara	62 53					269	A	Cal St. Fullerton	59 53		
				151	A	CSUN	45 60					84	A	UC Davis	50 70		
				232	A	Hawaii	49 63					151	H	CSUN	37 51		
				177	H	UC Irvine	46 48					144	H	UC Riverside	59 73		
				232	H	Hawaii	56 40					298	A	UC Santa Barbara	54 60		
				313	A	Cal Poly	59 66					313	H	Cal Poly	61 58		

Non-Div I Games:

Long Beach St.

Loss, Non-Conf, S Site, H Home A Away N Neutral

Average RPI Win: <b>255</b>	WON-LOST	WINNING	LAST 10	STRENGTH OF	OPP. STRENGTH	TEAM	ADJ.	CONF.	ADJ CONF.
Average RPI Loss: <b>207</b>	RECORD	PCT. RANK	GAMES	SCHEDULE	OF SCHEDULE	RPI	RPI	RPI	RPI
DIV. I ONLY	3- 22	338	0- 1	219	336	338	338	28	28
DIV. I NON-CONF.	1- 9	326	0- 0	161	340	331	331	29	29
TOTALS	RPI 1-25	RPI 26-50	W-L RECORDS	RPI 51-100	RPI 101-150	RPI 150+			
3- 22	0- 0	0- 0	OVERALL	0- 3	0- 3	3- 16			
3- 10	0- 0	0- 0	HOME	0- 1	0- 1	3- 8			
0- 11	0- 0	0- 0	AWAY	0- 2	0- 2	0- 7			
0- 1	0- 0	0- 0	NEUTRAL	0- 0	0- 0	0- 1			
1- 9	0- 0	0- 0	NON-CONFERENCE	0- 1	0- 2	1- 6			
1- 4	0- 0	0- 0	HOME	0- 0	0- 0	1- 4			
0- 4	0- 0	0- 0	AWAY	0- 1	0- 2	0- 1			
0- 1	0- 0	0- 0	NEUTRAL	0- 0	0- 0	0- 1			
2- 13	0- 0	0- 0	CONFERENCE	0- 2	0- 1	2- 10			
2- 6	0- 0	0- 0	HOME	0- 1	0- 1	2- 4			
0- 7	0- 0	0- 0	AWAY	0- 1	0- 0	0- 6			
0- 0	0- 0	0- 0	NEUTRAL	0- 0	0- 0	0- 0			

RPI 1-25			RPI 26-50			RPI 51-100			RPI 101+			Team's RPI: 338					
RPI	S	Opponent	Score	RPI	S	Opponent	Score	RPI	S	Opponent	Score	RPI	S	Opponent	Score		
								57	A	Virginia Tech	39	93	103	A	VCU	55	84
								88	A	Radford	52	81	120	H	High Point	54	65
								88	H	Radford	34	68	124	A	UNCW	33	35
												182	A	UNC Asheville	55	80	
												182	H	UNC Asheville	57	68	
												195	H	UMES	83	71	
												201	H	Eastern Mich.	45	64	
												208	A	Hampton	40	66	
												208	H	Hampton	70	86	
												218	H	Campbell	60	66	
												221	N	East Carolina	52	61	
												226	A	Gardner-Webb	78	80	
												226	H	Gardner-Webb	85	79	
												244	H	Saint Francis (PA)	88	91	
												260	H	Wofford	72	101	
												265	A	Norfolk St.	42	74	
												279	A	Winthrop	69	77	
												299	H	Charleston So.	74	81	
												300	H	Wagner	60	86	
												330	A	Presbyterian	66	81	
												344	A	USC Upstate	67	72	
												344	H	USC Upstate	80	58	
LAST 12 Division I GAMES:																	
				208	H	Hampton	70	86					226	H	Gardner-Webb	85	79
				182	H	UNC Asheville	57	68					218	H	Campbell	60	66
				88	A	Radford	52	81					344	A	USC Upstate	67	72
				344	H	USC Upstate	80	58					182	A	UNC Asheville	55	80
				226	A	Gardner-Webb	78	80					88	H	Radford	34	68
				120	H	High Point	54	65					208	A	Hampton	40	66

Non-Div I Games:

Longwood

■ Loss, 
 ■ Non-Conf, 
 ■ S Site, 
 ■ H Home 
 ■ A Away 
 N Neutral

Average RPI Win:	257	WON-LOST	WINNING	LAST 10	STRENGTH OF	OPP. STRENGTH	TEAM	ADJ.	CONF.	ADJ CONF.
Average RPI Loss:	136	RECORD	PCT. RANK	GAMES	SCHEDULE	OF SCHEDULE	RPI	RPI	RPI	RPI
DIV. I ONLY	7- 17	276	0- 1	149	170	258	258	12	12	
DIV. I NON-CONF.	2- 8	293	0- 0	122	194	261	261	13	13	
TOTALS	RPI 1-25	RPI 26-50	W-L RECORDS	RPI 51-100	RPI 101-150	RPI 150+				
7- 17	0- 1	0- 0	OVERALL	0- 7	2- 1	5- 8				
5- 6	0- 0	0- 0	HOME	0- 3	2- 0	3- 3				
2- 10	0- 1	0- 0	AWAY	0- 4	0- 1	2- 4				
0- 1	0- 0	0- 0	NEUTRAL	0- 0	0- 0	0- 1				
2- 8	0- 1	0- 0	NON-CONFERENCE	0- 3	0- 0	2- 4				
1- 3	0- 0	0- 0	HOME	0- 2	0- 0	1- 1				
1- 4	0- 1	0- 0	AWAY	0- 1	0- 0	1- 2				
0- 1	0- 0	0- 0	NEUTRAL	0- 0	0- 0	0- 1				
5- 9	0- 0	0- 0	CONFERENCE	0- 4	2- 1	3- 4				
4- 3	0- 0	0- 0	HOME	0- 1	2- 0	2- 2				
1- 6	0- 0	0- 0	AWAY	0- 3	0- 1	1- 2				
0- 0	0- 0	0- 0	NEUTRAL	0- 0	0- 0	0- 0				

RPI 1-25			RPI 26-50			RPI 51-100			RPI 101+ Team's RPI: 258		
RPI	S	Opponent	Score	RPI	S	Opponent	Score	RPI	S	Opponent	Score
7	A	Mississippi St.	36 104					54	A	Auburn	59 71
								60	H	Lamar University	77 79
								65	H	LSU	54 76
								66	A	Little Rock	48 62
								94	A	Troy	64 90
								96	H	UT Arlington	61 76
								100	A	South Alabama	60 83
								135	A	Georgia St.	71 74
								135	H	Georgia St.	57 54
								143	H	Appalachian St.	73 55
								163	H	Coastal Caro.	58 76
								167	H	Texas St.	65 71
								174	A	Arkansas St.	75 87
								183	H	Sam Houston St.	62 68
								198	A	Ole Miss	57 79
								223	A	UTRGV	60 75
								243	N	A&M-Corpus Christi	63 64
								281	H	Jackson St.	68 61
								283	A	Ga. Southern	71 79
								283	H	Ga. Southern	59 48
								315	A	La.-Monroe	55 52
								315	H	La.-Monroe	52 45
								324	A	McNeese	70 59
LAST 12 Division I GAMES:											
167	H	Texas St.	65 71	96	H	UT Arlington	61 76				
315	A	La.-Monroe	55 52	94	A	Troy	64 90				
135	A	Georgia St.	71 74	100	A	South Alabama	60 83				
283	A	Ga. Southern	71 79	315	H	La.-Monroe	52 45				
163	H	Coastal Caro.	58 76	283	H	Ga. Southern	59 48				
143	H	Appalachian St.	73 55	135	H	Georgia St.	57 54				

Non-Div I Games: Dillard

69 72

Louisiana

■ Loss, 
 ■ Non-Conf, 
 ■ S Site, 
 ■ H Home 
 ■ A Away 
 N Neutral

Average RPI Win:	210	WON-LOST	WINNING	LAST 10	STRENGTH OF	OPP. STRENGTH	TEAM	ADJ.	CONF.	ADJ CONF.
Average RPI Loss:	140	RECORD	PCT. RANK	GAMES	SCHEDULE	OF SCHEDULE	RPI	RPI	RPI	RPI
DIV. I ONLY	13- 13	171	1- 0	184	121	171	171	14	14	
DIV. I NON-CONF.	7- 5	132	1- 0	241	74	145	145	17	17	
TOTALS	RPI 1-25	RPI 26-50	W-L RECORDS	RPI 51-100	RPI 101-150	RPI 150+				
13- 13	0- 1	0- 1	OVERALL	1- 4	3- 1	9- 6				
7- 4	0- 0	0- 1	HOME	1- 2	1- 0	5- 1				
5- 8	0- 1	0- 0	AWAY	0- 1	1- 1	4- 5				
1- 1	0- 0	0- 0	NEUTRAL	0- 1	1- 0	0- 0				
7- 5	0- 1	0- 0	NON-CONFERENCE	1- 2	1- 0	5- 2				
3- 1	0- 0	0- 0	HOME	1- 1	0- 0	2- 0				
3- 3	0- 1	0- 0	AWAY	0- 0	0- 0	3- 2				
1- 1	0- 0	0- 0	NEUTRAL	0- 1	1- 0	0- 0				
6- 8	0- 0	0- 1	CONFERENCE	0- 2	2- 1	4- 4				
4- 3	0- 0	0- 1	HOME	0- 1	1- 0	3- 1				
2- 5	0- 0	0- 0	AWAY	0- 1	1- 1	1- 3				
0- 0	0- 0	0- 0	NEUTRAL	0- 0	0- 0	0- 0				

RPI S	Opponent	Score	RPI S	Opponent	Score	RPI S	Opponent	Score	RPI S	Opponent	Score	Team's RPI: 171
17	A Arizona St.	44 80	34	H Rice	51 61	62	A Middle Tenn.	38 75	104	A UAB	73 68	
						66	H Little Rock	58 69	119	H Charlotte	88 51	
						71	N Missouri St.	70 82	123	A Western Ky.	76 81	
						89	H Old Dominion	59 70	138	N Alabama	79 62	
						97	H Houston	100 88	174	A Arkansas St.	80 70	
									176	H North Texas	54 65	
									179	A Southern Miss.	70 74	
									179	H Southern Miss.	106 85	
									198	H Ole Miss	80 71	
									200	A Memphis	66 50	
									206	A Marshall	88 90	
									236	A UMKC	70 80	
									252	A Wichita St.	56 70	
									277	A UTEP	74 64	
									304	H Fla. Atlantic	86 55	
									305	A UTSA	68 70	
									306	H Southeastern La.	72 53	
									316	H FIU	90 72	
									324	A McNeese	89 48	
LAST 12 Division I GAMES:												
138	N Alabama	79 62	304	H Fla. Atlantic	86 55							
179	A Southern Miss.	70 74	123	A Western Ky.	76 81							
305	A UTSA	68 70	206	A Marshall	88 90							
277	A UTEP	74 64	119	H Charlotte	88 51							
179	H Southern Miss.	106 85	89	H Old Dominion	59 70							
316	H FIU	90 72	62	A Middle Tenn.	38 75							

Non-Div I Games: LSU-Alexandria 112 70

Louisiana Tech

■ Loss, 
 ■ Non-Conf, S Site, 
 ■ Home 
 ■ Away 
 N Neutral

## Louisville

Through Games Of Feb. 23, 2019

2015-2016				Through Games Of Feb. 19, 2016						
Average RPI Win:	86	WON-LOST	WINNING	LAST 10	STRENGTH OF	OPP. STRENGTH	TEAM	ADJ.	CONF.	ADJ CONF.
Average RPI Loss:	11	RECORD	PCT. RANK	GAMES	SCHEDULE	OF SCHEDULE	RPI	RPI	RPI	RPI
DIV. I ONLY	24- 2	2	1- 0	9	1	3	3	1	1	
DIV. I NON-CONF.	13- 0	1	0- 0	16	25	2	2	1	1	
-----										
TOTALS	RPI 1-25		RPI 26-50		W-L RECORDS		RPI 51-100		RPI 101-150	RPI 150+
24- 2	6- 2		4- 0		OVERALL		4- 0		7- 0	3- 0
12- 1	3- 1		3- 0		HOME		1- 0		3- 0	2- 0
10- 1	2- 1		1- 0		AWAY		3- 0		3- 0	1- 0
2- 0	1- 0		0- 0		NEUTRAL		0- 0		1- 0	0- 0
13- 0	4- 0		1- 0		NON-CONFERENCE		2- 0		3- 0	3- 0
7- 0	2- 0		1- 0		HOME		1- 0		1- 0	2- 0
4- 0	1- 0		0- 0		AWAY		1- 0		1- 0	1- 0
2- 0	1- 0		0- 0		NEUTRAL		0- 0		1- 0	0- 0
11- 2	2- 2		3- 0		CONFERENCE		2- 0		4- 0	0- 0
5- 1	1- 1		2- 0		HOME		0- 0		2- 0	0- 0
6- 1	1- 1		1- 0		AWAY		2- 0		2- 0	0- 0
0- 0	0- 0		0- 0		NEUTRAL		0- 0		0- 0	0- 0

RPI	S	Opponent	Score	RPI	S	Opponent	Score	RPI	S	Opponent	Score	RPI	S	Opponent	Score
1	A	Notre Dame	68 82	26	H	North Carolina	73 66	57	A	Virginia Tech	72 63	107	A	Virginia	71 49
5	H	UConn	78 69	35	H	Georgia Tech	61 44	58	A	Boise St.	74 55	107	H	Virginia	91 43
11	H	Syracuse	76 51	42	A	Clemson	76 44	79	H	Nebraska	85 68	115	N	Hartford	86 69
17	N	Arizona St.	58 56	43	H	Miami (OH)	95 73	91	A	Duke	73 51	118	A	Wake Forest	73 49
18	H	Kentucky	80 75									123	A	Western Ky.	102 80
19	A	Florida St.	68 49									126	H	Pittsburgh	70 42
20	H	Miami (FL)	73 79									132	H	UT Martin	102 62
24	A	Central Mich.	72 68									164	A	Chattanooga	75 49
												250	H	Northern Ky.	92 59
												297	H	Tennessee St.	107 52
LAST 12 Division I GAMES:															
107	A	Virginia	71 49	126	H	Pittsburgh	70 42								
20	H	Miami (FL)	73 79	19	A	Florida St.	68 49								
57	A	Virginia Tech	72 63	118	A	Wake Forest	73 49								
11	H	Syracuse	76 51	107	H	Virginia	91 43								
42	A	Clemson	76 44	35	H	Georgia Tech	61 44								
5	H	UConn	78 69	1	A	Notre Dame	68 82								

Non-Div I Games:

Louisville

■ Loss, 
 ■ Non-Conf, 
 S Site, 
 ■ Home 
 ■ Away 
 N Neutral

Average RPI Win:	282	WON-LOST	WINNING	LAST 10	STRENGTH OF	OPP. STRENGTH	TEAM	ADJ.	CONF.	ADJ CONF.
Average RPI Loss:	109	RECORD	PCT. RANK	GAMES	SCHEDULE	OF SCHEDULE	RPI	RPI	RPI	RPI
DIV. I ONLY	12- 13	189	0- 1	283	183	239	239	13	13	
DIV. I NON-CONF.	6- 5	143	0- 0	337	293	275	275	15	15	
TOTALS	RPI 1-25	RPI 26-50	W-L RECORDS	RPI 51-100	RPI 101-150	RPI 150+				
12- 13	0- 2	0- 1	OVERALL	0- 4	0- 1	12- 5				
8- 6	0- 1	0- 1	HOME	0- 1	0- 0	8- 3				
4- 7	0- 1	0- 0	AWAY	0- 3	0- 1	4- 2				
0- 0	0- 0	0- 0	NEUTRAL	0- 0	0- 0	0- 0				
6- 5	0- 0	0- 1	NON-CONFERENCE	0- 1	0- 1	6- 2				
4- 2	0- 0	0- 1	HOME	0- 0	0- 0	4- 1				
2- 3	0- 0	0- 0	AWAY	0- 1	0- 1	2- 1				
0- 0	0- 0	0- 0	NEUTRAL	0- 0	0- 0	0- 0				
6- 8	0- 2	0- 0	CONFERENCE	0- 3	0- 0	6- 3				
4- 4	0- 1	0- 0	HOME	0- 1	0- 0	4- 2				
2- 4	0- 1	0- 0	AWAY	0- 2	0- 0	2- 1				
0- 0	0- 0	0- 0	NEUTRAL	0- 0	0- 0	0- 0				

RPI 1-25				RPI 26-50				RPI 51-100				RPI 101+ Team's RPI: 239			
RPI	S	Opponent	Score	RPI	S	Opponent	Score	RPI	S	Opponent	Score	RPI	S	Opponent	Score
23	A	Drake	60 69	28	H	DePaul	76 102	71	A	Missouri St.	49 84	125	A	Youngstown St.	63 74
23	H	Drake	55 83					72	A	Purdue	41 65	154	A	Southern Ill.	63 74
								80	A	UNI	52 64	154	H	Southern Ill.	41 64
								80	H	UNI	65 71	158	H	Bradley	56 69
												161	H	Illinois St.	62 59
												192	A	Indiana St.	44 36
												192	H	Indiana St.	56 54
												216	A	Bowling Green	74 88
												236	H	UMKC	74 88
												237	H	SIUE	56 43
												267	A	Western Mich.	64 53
												312	H	Valparaiso	80 54
												332	H	Detroit Mercy	52 43
												333	A	Evansville	71 51
												333	H	Evansville	61 56
												334	H	Purdue Fort Wayne	81 67
												337	A	UIC	75 60
												350	H	Chicago St.	76 40
LAST 12 Division I GAMES:															
154	H	Southern Ill.	41 64	161	H	Illinois St.	62 59								
333	A	Evansville	71 51	154	A	Southern Ill.	63 74								
192	A	Indiana St.	44 36	71	A	Missouri St.	49 84								
23	H	Drake	55 83	192	H	Indiana St.	56 54								
80	H	UNI	65 71	333	H	Evansville	61 56								
158	H	Bradley	56 69	80	A	UNI	52 64								

Non-Div I Games:

Loyola Chicago

■ Loss, 
 ■ Non-Conf, 
 ■ S Site, 
 ■ H Home 
 ■ A Away 
 N Neutral

Loyola Maryland

Through Games Of Feb. 23, 2019

Average RPI Win:	286	WON-LOST	WINNING	LAST 10	STRENGTH OF	OPP. STRENGTH	TEAM	ADJ.	CONF.	ADJ CONF.
Average RPI Loss:	165	RECORD	PCT. RANK	GAMES	SCHEDULE	OF SCHEDULE	RPI	RPI	RPI	RPI
DIV. I ONLY	4- 22	330	0- 1	132	261	296	296	18	18	
DIV. I NON-CONF.	1- 10	330	0- 1	135	269	289	289	21	21	
TOTALS	RPI 1-25	RPI 26-50	W-L RECORDS	RPI 51-100	RPI 101-150	RPI 150+				
4- 22	0- 1	0- 0	OVERALL	0- 5	0- 3	4- 13				
2- 9	0- 0	0- 0	HOME	0- 2	0- 0	2- 7				
2- 12	0- 1	0- 0	AWAY	0- 3	0- 2	2- 6				
0- 1	0- 0	0- 0	NEUTRAL	0- 0	0- 1	0- 0				
1- 10	0- 1	0- 0	NON-CONFERENCE	0- 1	0- 2	1- 6				
0- 3	0- 0	0- 0	HOME	0- 0	0- 0	0- 3				
1- 6	0- 1	0- 0	AWAY	0- 1	0- 1	1- 3				
0- 1	0- 0	0- 0	NEUTRAL	0- 0	0- 1	0- 0				
3- 12	0- 0	0- 0	CONFERENCE	0- 4	0- 1	3- 7				
2- 6	0- 0	0- 0	HOME	0- 2	0- 0	2- 4				
1- 6	0- 0	0- 0	AWAY	0- 2	0- 1	1- 3				
0- 0	0- 0	0- 0	NEUTRAL	0- 0	0- 0	0- 0				

RPI 1-25				RPI 26-50				RPI 51-100				RPI 101+ Team's RPI: 296			
RPI	S	Opponent	Score	RPI	S	Opponent	Score	RPI	S	Opponent	Score	RPI	S	Opponent	Score
13	A	Maryland	48 83					52	A	Bucknell	55 87	109	A	Towson	57 62
								52	H	Bucknell	57 75	122	N	Boston College	47 73
								81	A	American	38 82	139	A	Lehigh	42 51
								81	H	American	56 67	155	H	Boston U.	62 64
								99	A	Georgetown	30 45	173	H	William & Mary	49 65
												184	A	Holy Cross	60 78
												184	H	Holy Cross	48 58
												204	A	Dartmouth	41 54
												211	A	George Mason	38 70
												222	A	Monmouth	75 67
												235	H	Navy	46 58
												242	A	Saint Joseph's	46 49
												249	H	Mt. St. Mary's	67 77
												253	A	Colgate	64 73
												253	H	Colgate	47 58
												262	H	St. Francis Brooklyn	70 75
												271	A	Army West Point	57 69
												271	H	Army West Point	70 51
												326	A	Lafayette	55 52
												326	H	Lafayette	62 50
LAST 12 Division I GAMES:															
242	A	Saint Joseph's	46 49	271	H	Army West Point	70 51								
253	H	Colgate	47 58	139	A	Lehigh	42 51								
52	A	Bucknell	55 87	253	A	Colgate	64 73								
326	A	Lafayette	55 52	52	H	Bucknell	57 75								
81	H	American	56 67	326	H	Lafayette	62 50								
184	H	Holy Cross	48 58	81	A	American	38 82								

Non-Div I Games:

Loyola Maryland

Loss, Non-Conf, S Site, H Home A Away N Neutral



Average RPI Win:	164	WON-LOST	WINNING	LAST 10	STRENGTH OF	OPP. STRENGTH	TEAM	ADJ.	CONF.	ADJ CONF.
Average RPI Loss:	105	RECORD	PCT. RANK	GAMES	SCHEDULE	OF SCHEDULE	RPI	RPI	RPI	RPI
DIV. I ONLY	16- 12	138	1- 0	76	102	108	108	8	8	
DIV. I NON-CONF.	7- 5	132	1- 0	83	189	101	101	7	7	
TOTALS	RPI 1-25	RPI 26-50	W-L RECORDS	RPI 51-100	RPI 101-150	RPI 150+				
16- 12	0- 1	2- 3	OVERALL	4- 2	0- 2	10- 4				
9- 5	0- 1	2- 0	HOME	2- 1	0- 1	5- 2				
7- 4	0- 0	0- 1	AWAY	2- 1	0- 1	5- 1				
0- 3	0- 0	0- 2	NEUTRAL	0- 0	0- 0	0- 1				
7- 5	0- 0	1- 2	NON-CONFERENCE	2- 0	0- 0	4- 3				
4- 1	0- 0	1- 0	HOME	1- 0	0- 0	2- 1				
3- 1	0- 0	0- 0	AWAY	1- 0	0- 0	2- 1				
0- 3	0- 0	0- 2	NEUTRAL	0- 0	0- 0	0- 1				
9- 7	0- 1	1- 1	CONFERENCE	2- 2	0- 2	6- 1				
5- 4	0- 1	1- 0	HOME	1- 1	0- 1	3- 1				
4- 3	0- 0	0- 1	AWAY	1- 1	0- 1	3- 0				
0- 0	0- 0	0- 0	NEUTRAL	0- 0	0- 0	0- 0				

RPI	S	Opponent	Score	RPI	S	Opponent	Score	RPI	S	Opponent	Score	RPI	S	Opponent	Score	Team's RPI: 108
14	H	Gonzaga	53 <b>78</b>	30	A	BYU	44 <b>55</b>	56	A	Saint Mary's (CA)	62 <b>86</b>	102	A	Pepperdine	86 <b>95</b>	
				30	H	BYU	61 58	56	H	Saint Mary's (CA)	69 56	102	H	Pepperdine	55 <b>73</b>	
				31	H	UCLA	69 63	68	A	Arizona	66 64	151	A	CSUN	72 53	
				33	N	South Dakota	40 <b>67</b>	84	H	UC Davis	60 53	160	A	Denver	75 <b>104</b>	
				44	N	Indiana	43 <b>67</b>	95	A	Pacific	72 67	169	A	Santa Clara	69 60	
								95	H	Pacific	75 <b>81</b>	169	H	Santa Clara	75 <b>83</b>	
												178	H	Portland	76 58	
												196	H	Robert Morris	61 53	
												207	N	Grambling	61 <b>62</b>	
												245	A	San Francisco	73 66	
												245	H	San Francisco	66 58	
												251	H	Northern Ariz.	62 <b>63</b>	
												256	A	San Diego	69 52	
												256	H	San Diego	83 57	
												273	H	Long Beach St.	71 62	
												298	A	UC Santa Barbara	70 57	
LAST 12 Division I GAMES:																
196	H	Robert Morris	61 53	256	H	San Diego	83 57	30	H	BYU	61 58					
95	H	Pacific	75 <b>81</b>	56	A	Saint Mary's (CA)	69 56	95	A	Pacific	72 67					
56	H	Saint Mary's (CA)	69 56	102	H	Pepperdine	55 <b>73</b>	102	A	Pepperdine	86 <b>95</b>					
245	A	San Francisco	73 66	169	A	Santa Clara	69 60	169	H	Santa Clara	75 <b>83</b>					

Non-Div I Games:

Loyola Marymount

■ Loss, 
■ Non-Conf, 
■ S Site, 
■ H Home 
■ A Away 
N Neutral

## Maine

Through Games Of Feb. 23, 2019

Average RPI Win: <b>220</b>	WON-LOST	WINNING	LAST 10	STRENGTH OF	OPP. STRENGTH	TEAM	ADJ.	CONF.	ADJ CONF.
Average RPI Loss: <b>94</b>	RECORD	PCT. RANK	GAMES	SCHEDULE	OF SCHEDULE	RPI	RPI	RPI	RPI
DIV. I ONLY	19- 7	56	0- 1	145	192	67	67	23	23
DIV. I NON-CONF.	7- 6	153	0- 1	41	65	58	58	25	25
TOTALS	RPI 1-25	RPI 26-50	W-L RECORDS	RPI 51-100	RPI 101-150	RPI 150+			
19- 7	0- 1	1- 0	OVERALL	3- 3	1- 2	14- 1			
9- 1	0- 0	0- 0	HOME	1- 1	1- 0	7- 0			
8- 5	0- 1	1- 0	AWAY	1- 2	0- 2	6- 0			
2- 1	0- 0	0- 0	NEUTRAL	1- 0	0- 0	1- 1			
7- 6	0- 1	1- 0	NON-CONFERENCE	3- 3	0- 1	3- 1			
2- 1	0- 0	0- 0	HOME	1- 1	0- 0	1- 0			
3- 4	0- 1	1- 0	AWAY	1- 2	0- 1	1- 0			
2- 1	0- 0	0- 0	NEUTRAL	1- 0	0- 0	1- 1			
12- 1	0- 0	0- 0	CONFERENCE	0- 0	1- 1	11- 0			
7- 0	0- 0	0- 0	HOME	0- 0	1- 0	6- 0			
5- 1	0- 0	0- 0	AWAY	0- 0	0- 1	5- 0			
0- 0	0- 0	0- 0	NEUTRAL	0- 0	0- 0	0- 0			

RPI 1-25				RPI 26-50				RPI 51-100 Team's RPI: 67				RPI 101+			
RPI	S	Opponent	Score	RPI	S	Opponent	Score	RPI	S	Opponent	Score	RPI	S	Opponent	Score
9	A	NC State	46 <b>84</b>	26	A	North Carolina	85 73	64	N	Penn	47 46	115	A	Hartford	46 <b>49</b>
								74	A	Green Bay	39 <b>70</b>	115	H	Hartford	78 58
								78	H	Toledo	73 59	121	A	Fordham	64 <b>72</b>
								82	A	Harvard	67 60	157	A	Stony Brook	68 54
								87	A	Northeastern	55 <b>63</b>	164	N	Chattanooga	61 <b>66</b>
								91	H	Duke	63 <b>66</b>	189	N	N.C. A&T	58 52
												246	H	Binghamton	95 66
												247	A	Albany (NY)	67 61
												247	H	Albany (NY)	76 65
												276	H	Brown	102 96
												282	A	Vermont	63 51
												282	H	Vermont	66 45
												309	A	New Hampshire	69 45
												309	H	New Hampshire	67 46
												311	A	Bryant	74 57
												314	A	UMBC	58 45
												314	H	UMBC	84 44
												323	H	UMass Lowell	79 45
LAST 12 Division I GAMES:															
164	N	Chattanooga	61 <b>66</b>	323	H	UMass Lowell	79 45								
247	A	Albany (NY)	67 61	246	H	Binghamton	95 66								
115	H	Hartford	78 58	157	A	Stony Brook	68 54								
314	A	UMBC	58 45	115	A	Hartford	46 <b>49</b>								
282	H	Vermont	66 45	247	H	Albany (NY)	76 65								
309	A	New Hampshire	69 45	282	A	Vermont	63 51								

Non-Div I Games:

Maine

■ Loss, 
 ■ Non-Conf, 
 ■ S Site, 
 ■ Home 
 ■ A Away 
 N Neutral

Average RPI Win:	285	WON-LOST	WINNING	LAST 10	STRENGTH OF	OPP. STRENGTH	TEAM	ADJ.	CONF.	ADJ CONF.
Average RPI Loss:	197	RECORD	PCT. RANK	GAMES	SCHEDULE	OF SCHEDULE	RPI	RPI	RPI	RPI
DIV. I ONLY	9- 17	256	1- 0	222	333	284	284	26	26	
DIV. I NON-CONF.	2- 9	297	0- 0	162	348	322	322	27	27	
TOTALS	RPI 1-25	RPI 26-50	W-L RECORDS	RPI 51-100	RPI 101-150	RPI 150+				
9- 17	0- 0	0- 0	OVERALL	0- 3	1- 2	8- 12				
5- 9	0- 0	0- 0	HOME	0- 3	0- 1	5- 5				
4- 8	0- 0	0- 0	AWAY	0- 0	1- 1	3- 7				
0- 0	0- 0	0- 0	NEUTRAL	0- 0	0- 0	0- 0				
2- 9	0- 0	0- 0	NON-CONFERENCE	0- 2	0- 1	2- 6				
2- 5	0- 0	0- 0	HOME	0- 2	0- 0	2- 3				
0- 4	0- 0	0- 0	AWAY	0- 0	0- 1	0- 3				
0- 0	0- 0	0- 0	NEUTRAL	0- 0	0- 0	0- 0				
7- 8	0- 0	0- 0	CONFERENCE	0- 1	1- 1	6- 6				
3- 4	0- 0	0- 0	HOME	0- 1	0- 1	3- 2				
4- 4	0- 0	0- 0	AWAY	0- 0	1- 0	3- 4				
0- 0	0- 0	0- 0	NEUTRAL	0- 0	0- 0	0- 0				

RPI 1-25				RPI 26-50				RPI 51-100				RPI 101+				Team's RPI: 284	
RPI	S	Opponent	Score	RPI	S	Opponent	Score	RPI	S	Opponent	Score	RPI	S	Opponent	Score		
								53	H	Quinnipiac	39	64	121	A	Fordham	61	65
								63	H	Drexel	39	53	145	A	Marist	69	51
								70	H	Wright St.	44	60	145	H	Marist	51	62
													157	H	Stony Brook	48	79
													184	A	Holy Cross	53	61
													187	A	Rider	60	57
													187	H	Rider	63	73
													219	H	Sacred Heart	46	74
													222	A	Monmouth	63	71
													247	A	Albany (NY)	54	60
													261	A	Niagara	51	61
													261	H	Niagara	54	58
													262	A	St. Francis Brooklyn	65	73
													272	A	Siena	56	62
													272	H	Siena	52	48
													287	A	Canisius	44	47
													290	H	Fairfield	47	41
													326	H	Lafayette	60	49
													327	A	Iona	54	52
													327	H	Iona	55	33
													332	H	Detroit Mercy	56	58
													340	A	Saint Peter's	62	44
													348	H	LIU Brooklyn	61	46
LAST 12 Division I GAMES:																	
				327	A	Iona	54	52		272	H	Siena	52	48			
				187	A	Rider	60	57		290	H	Fairfield	47	41			
				53	H	Quinnipiac	39	64		145	A	Marist	69	51			
				222	A	Monmouth	63	71		261	H	Niagara	54	58			
				340	A	Saint Peter's	62	44		187	H	Rider	63	73			
				145	H	Marist	51	62		327	H	Iona	55	33			

Non-Div I Games:

Manhattan




■ Loss, 
■ Non-Conf, 
■ S Site, 
■ H Home 
■ A Away 
N Neutral

Average RPI Win: <b>245</b>	WON-LOST	WINNING	LAST 10	STRENGTH OF	OPP. STRENGTH	TEAM	ADJ.	CONF.	ADJ CONF.
Average RPI Loss: <b>137</b>	RECORD	PCT. RANK	GAMES	SCHEDULE	OF SCHEDULE	RPI	RPI	RPI	RPI
DIV. I ONLY	<b>19- 9</b>	<b>80</b>	<b>0- 1</b>	<b>251</b>	<b>231</b>	<b>145</b>	<b>145</b>	<b>26</b>	<b>26</b>
DIV. I NON-CONF.	<b>8- 4</b>	<b>91</b>	<b>0- 0</b>	<b>213</b>	<b>107</b>	<b>107</b>	<b>107</b>	<b>27</b>	<b>27</b>
TOTALS	RPI 1-25	RPI 26-50	W-L RECORDS	RPI 51-100	RPI 101-150	RPI 150+			
19- 9	0- 0	0- 0	OVERALL	1- 5	0- 0	18- 4			
8- 4	0- 0	0- 0	HOME	1- 1	0- 0	7- 3			
9- 4	0- 0	0- 0	AWAY	0- 3	0- 0	9- 1			
2- 1	0- 0	0- 0	NEUTRAL	0- 1	0- 0	2- 0			
8- 4	0- 0	0- 0	NON-CONFERENCE	1- 3	0- 0	7- 1			
3- 1	0- 0	0- 0	HOME	1- 0	0- 0	2- 1			
3- 2	0- 0	0- 0	AWAY	0- 2	0- 0	3- 0			
2- 1	0- 0	0- 0	NEUTRAL	0- 1	0- 0	2- 0			
11- 5	0- 0	0- 0	CONFERENCE	0- 2	0- 0	11- 3			
5- 3	0- 0	0- 0	HOME	0- 1	0- 0	5- 2			
6- 2	0- 0	0- 0	AWAY	0- 1	0- 0	6- 1			
0- 0	0- 0	0- 0	NEUTRAL	0- 0	0- 0	0- 0			

RPI 1-25				RPI 26-50				RPI 51-100				RPI 101+ Team's RPI: 145			
RPI	S	Opponent	Score	RPI	S	Opponent	Score	RPI	S	Opponent	Score	RPI	S	Opponent	Score
								53	A	Quinnipiac	66 78	155	H	Boston U.	68 57
								53	H	Quinnipiac	69 76	162	H	Temple	74 68
								70	N	Wright St.	60 76	187	A	Rider	64 70
								76	A	Princeton	57 60	187	H	Rider	58 68
								87	H	Northeastern	90 84	193	N	Stetson	76 69
								91	A	Duke	56 64	210	A	Elon	61 57
												222	H	Monmouth	69 45
												233	H	Massachusetts	55 70
												235	A	Navy	72 48
												241	N	Hofstra	71 57
												247	A	Albany (NY)	74 56
												261	A	Niagara	87 58
												272	A	Siena	73 58
												272	H	Siena	88 59
												284	A	Manhattan	62 51
												284	H	Manhattan	51 69
												287	A	Canisius	71 66
												287	H	Canisius	66 50
												290	A	Fairfield	56 46
												290	H	Fairfield	85 44
												327	H	Iona	76 36
												340	A	Saint Peter's	62 42
LAST 12 Division I GAMES:															
				53	A	Quinnipiac	66 78					187	H	Rider	58 68
				290	H	Fairfield	85 44					284	H	Manhattan	51 69
				287	H	Canisius	66 50					340	A	Saint Peter's	62 42
				187	A	Rider	64 70					327	H	Iona	76 36
				284	A	Manhattan	62 51					272	H	Siena	88 59
				272	A	Siena	73 58					222	H	Monmouth	69 45

Non-Div I Games:

Marist

 Loss, 
  Non-Conf, 
  S Site, 
  H Home 
  A Away 
 N Neutral

Average RPI Win:	111	WON-LOST	WINNING	LAST 10	STRENGTH OF	OPP. STRENGTH	TEAM	ADJ.	CONF.	ADJ CONF.
Average RPI Loss:	34	RECORD	PCT. RANK	GAMES	SCHEDULE	OF SCHEDULE	RPI	RPI	RPI	RPI
DIV. I ONLY	22- 5	20	1- 0	13	41	10	10	6	6	
DIV. I NON-CONF.	9- 3	61	1- 0	20	28	18	18	4	4	
TOTALS	RPI 1-25	RPI 26-50	W-L RECORDS	RPI 51-100	RPI 101-150	RPI 150+				
22- 5	0- 3	5- 1	OVERALL	7- 1	6- 0	4- 0				
14- 2	0- 1	3- 1	HOME	5- 0	4- 0	2- 0				
8- 3	0- 2	2- 0	AWAY	2- 1	2- 0	2- 0				
0- 0	0- 0	0- 0	NEUTRAL	0- 0	0- 0	0- 0				
9- 3	0- 3	2- 0	NON-CONFERENCE	2- 0	2- 0	3- 0				
7- 1	0- 1	2- 0	HOME	2- 0	1- 0	2- 0				
2- 2	0- 2	0- 0	AWAY	0- 0	1- 0	1- 0				
0- 0	0- 0	0- 0	NEUTRAL	0- 0	0- 0	0- 0				
13- 2	0- 0	3- 1	CONFERENCE	5- 1	4- 0	1- 0				
7- 1	0- 0	1- 1	HOME	3- 0	3- 0	0- 0				
6- 1	0- 0	2- 0	AWAY	2- 1	1- 0	1- 0				
0- 0	0- 0	0- 0	NEUTRAL	0- 0	0- 0	0- 0				

RPI	S	Opponent	Score	RPI	S	Opponent	Score	RPI	S	Opponent	Score	RPI	S	Opponent	Score
1	H	Notre Dame	63 87	28	A	DePaul	93 87	55	A	Villanova	91 55	101	H	Creighton	85 67
7	A	Mississippi St.	82 87	28	H	DePaul	96 63	55	H	Villanova	93 55	111	H	Providence	85 46
20	A	Miami (FL)	55 63	36	H	South Dakota St.	91 52	74	H	Green Bay	80 54	117	A	Northwestern	76 57
				41	H	Michigan	85 74	80	H	UNI	102 61	133	A	Seton Hall	109 63
				50	A	Butler	87 58	93	A	St. John's (NY)	74 81	133	H	Seton Hall	96 60
				50	H	Butler	57 61	93	H	St. John's (NY)	83 73	136	H	Montana St.	100 52
								99	A	Georgetown	72 62	188	A	Xavier	90 44
								99	H	Georgetown	59 52	194	A	Milwaukee	83 74
												246	H	Binghamton	93 40
												337	H	UIC	96 32
LAST 12 Division I GAMES:															
80	H	UNI	102 61	99	H	Georgetown	59 52	28	A	DePaul	93 87	50	A	Butler	87 58
20	A	Miami (FL)	55 63	50	A	Butler	87 58	188	A	Xavier	90 44	93	H	St. John's (NY)	83 73
50	H	Butler	57 61	133	A	Seton Hall	109 63	133	H	Seton Hall	96 60				
133	A	Seton Hall	109 63	93	A	St. John's (NY)	74 81								
55	H	Villanova	93 55												

Non-Div I Games:

Marquette

Average RPI Win:	243	WON-LOST	WINNING	LAST 10	STRENGTH OF	OPP. STRENGTH	TEAM	ADJ.	CONF.	ADJ CONF.
Average RPI Loss:	133	RECORD	PCT. RANK	GAMES	SCHEDULE	OF SCHEDULE	RPI	RPI	RPI	RPI
DIV. I ONLY	14- 12	153	0- 1	297	129	206	206	14	14	
DIV. I NON-CONF.	5- 7	206	0- 0	341	170	327	327	17	17	
TOTALS	RPI 1-25	RPI 26-50	W-L RECORDS	RPI 51-100	RPI 101-150	RPI 150+				
14- 12	0- 0	0- 2	OVERALL	2- 0	1- 5	11- 5				
9- 5	0- 0	0- 1	HOME	1- 0	1- 2	7- 2				
5- 7	0- 0	0- 1	AWAY	1- 0	0- 3	4- 3				
0- 0	0- 0	0- 0	NEUTRAL	0- 0	0- 0	0- 0				
5- 7	0- 0	0- 1	NON-CONFERENCE	0- 0	0- 2	5- 4				
5- 2	0- 0	0- 0	HOME	0- 0	0- 1	5- 1				
0- 5	0- 0	0- 1	AWAY	0- 0	0- 1	0- 3				
0- 0	0- 0	0- 0	NEUTRAL	0- 0	0- 0	0- 0				
9- 5	0- 0	0- 1	CONFERENCE	2- 0	1- 3	6- 1				
4- 3	0- 0	0- 1	HOME	1- 0	1- 1	2- 1				
5- 2	0- 0	0- 0	AWAY	1- 0	0- 2	4- 0				
0- 0	0- 0	0- 0	NEUTRAL	0- 0	0- 0	0- 0				

RPI S	Opponent	Score	RPI S	Opponent	Score	RPI S	Opponent	Score	RPI S	Opponent	Score	Team's RPI: 206
34	H Rice	67 79	42	A Clemson	54 68	62	A Middle Tenn.	59 53	104	A UAB	59 77	
						89	H Old Dominion	57 48	109	H Towson	69 76	
									119	H Charlotte	63 62	
									123	A Western Ky.	55 85	
									123	H Western Ky.	66 69	
									143	A Appalachian St.	52 74	
									154	A Southern Ill.	49 58	
									171	H Louisiana Tech	90 88	
									176	H North Texas	67 55	
									179	H Southern Miss.	52 64	
									181	A Wisconsin	49 67	
									192	H Indiana St.	53 62	
									216	A Bowling Green	76 99	
									277	A UTEP	63 60	
									278	H Cleveland St.	86 64	
									297	H Tennessee St.	80 59	
									304	A Fla. Atlantic	72 67	
									305	A UTSA	79 72	
									316	A FIU	86 58	
									331	H Coppin St.	88 67	
									333	H Evansville	72 65	
									341	H Delaware St.	75 63	
LAST 12 Division I GAMES:												
123	H Western Ky.	66 69	277	A UTEP	63 60							
62	A Middle Tenn.	59 53	179	H Southern Miss.	52 64							
104	A UAB	59 77	171	H Louisiana Tech	90 88							
34	H Rice	67 79	316	A FIU	86 58							
176	H North Texas	67 55	304	A Fla. Atlantic	72 67							
305	A UTSA	79 72	123	A Western Ky.	55 85							

Non-Div I Games: Bluefield St. 82 29

Marshall

Maryland

Through Games Of Feb. 23, 2019

Through Games of Feb. 19, 1919										
Average RPI Win:	132	WON-LOST	WINNING	LAST 10	STRENGTH OF	OPP. STRENGTH	TEAM	ADJ.	CONF.	ADJ CONF.
Average RPI Loss:	26	RECORD	PCT. RANK	GAMES	SCHEDULE	OF SCHEDULE	RPI	RPI	RPI	RPI
DIV. I ONLY	24- 3	7	1- 0	84	33	13	13	4	4	
DIV. I NON-CONF.	11- 0	1	0- 0	209	85	24	24	6	6	
-----										
TOTALS	RPI 1-25		RPI 26-50	W-L RECORDS	RPI 51-100	RPI 101-150	RPI 150+			
24- 3	2- 2		4- 1	OVERALL	4- 0	7- 0	7- 0			
13- 1	0- 1		3- 0	HOME	2- 0	4- 0	4- 0			
9- 2	2- 1		1- 1	AWAY	2- 0	2- 0	2- 0			
2- 0	0- 0		0- 0	NEUTRAL	0- 0	1- 0	1- 0			
11- 0	1- 0		2- 0	NON-CONFERENCE	0- 0	3- 0	5- 0			
6- 0	0- 0		2- 0	HOME	0- 0	1- 0	3- 0			
3- 0	1- 0		0- 0	AWAY	0- 0	1- 0	1- 0			
2- 0	0- 0		0- 0	NEUTRAL	0- 0	1- 0	1- 0			
13- 3	1- 2		2- 1	CONFERENCE	4- 0	4- 0	2- 0			
7- 1	0- 1		1- 0	HOME	2- 0	3- 0	1- 0			
6- 2	1- 1		1- 1	AWAY	2- 0	1- 0	1- 0			
0- 0	0- 0		0- 0	NEUTRAL	0- 0	0- 0	0- 0			

RPI	S	Opponent	Score	RPI	S	Opponent	Score	RPI	S	Opponent	Score	RPI	S	Opponent	Score
8	A	Iowa	73 86	35	H	Georgia Tech	67 54	75	A	Ohio St.	70 57	105	H	Minnesota	71 69
21	A	South Carolina	85 61	38	H	James Madison	87 63	75	H	Ohio St.	75 69	106	N	Georgia	58 51
25	A	Rutgers	62 48	41	H	Michigan	83 69	79	A	Nebraska	81 63	113	H	Dayton	82 71
25	H	Rutgers	65 73	44	A	Indiana	76 56	79	H	Nebraska	89 63	117	H	Northwestern	72 57
				45	A	Michigan St.	60 77					129	A	Penn St.	77 61
												129	H	Penn St.	79 67
												147	A	Delaware	77 53
												181	H	Wisconsin	75 57
												190	A	George Washington	69 30
												197	A	Illinois	80 66
												296	H	Loyola Maryland	83 48
												303	N	Morgan St.	68 44
												314	H	UMBC	92 61
												331	H	Coppin St.	93 36
LAST 12 Division I GAMES:															
105	H	Minnesota	71 69	181	H	Wisconsin	75 57								
8	A	Iowa	73 86	44	A	Indiana	76 56								
79	H	Nebraska	89 63	75	A	Ohio St.	70 57								
25	A	Rutgers	62 48	129	H	Penn St.	79 67								
117	H	Northwestern	72 57	45	A	Michigan St.	60 77								
197	A	Illinois	80 66	41	H	Michigan	83 69								

Non-Div I Games:

Maryland

Loss, Non-Conf, S Site, H Home A Away N Neutral

Average RPI Win:	227	WON-LOST	WINNING	LAST 10	STRENGTH OF	OPP. STRENGTH	TEAM	ADJ.	CONF.	ADJ CONF.
Average RPI Loss:	185	RECORD	PCT. RANK	GAMES	SCHEDULE	OF SCHEDULE	RPI	RPI	RPI	RPI
DIV. I ONLY	13- 14	183	0- 1	266	241	233	233	17	17	
DIV. I NON-CONF.	8- 6	138	0- 0	263	320	199	199	16	16	
TOTALS	RPI 1-25	RPI 26-50	W-L RECORDS	RPI 51-100	RPI 101-150	RPI 150+				
13- 14	0- 0	0- 0	OVERALL	0- 2	3- 4	10- 8				
8- 6	0- 0	0- 0	HOME	0- 0	1- 1	7- 5				
4- 7	0- 0	0- 0	AWAY	0- 1	2- 3	2- 3				
1- 1	0- 0	0- 0	NEUTRAL	0- 1	0- 0	1- 0				
8- 6	0- 0	0- 0	NON-CONFERENCE	0- 2	1- 1	7- 3				
5- 2	0- 0	0- 0	HOME	0- 0	0- 0	5- 2				
2- 3	0- 0	0- 0	AWAY	0- 1	1- 1	1- 1				
1- 1	0- 0	0- 0	NEUTRAL	0- 1	0- 0	1- 0				
5- 8	0- 0	0- 0	CONFERENCE	0- 0	2- 3	3- 5				
3- 4	0- 0	0- 0	HOME	0- 0	1- 1	2- 3				
2- 4	0- 0	0- 0	AWAY	0- 0	1- 2	1- 2				
0- 0	0- 0	0- 0	NEUTRAL	0- 0	0- 0	0- 0				

RPI 1-25			RPI 26-50			RPI 51-100			RPI 101+			Team's RPI: 233
RPI	S	Opponent	Score	RPI	S	Opponent	Score	RPI	S	Opponent	Score	
						52 N Bucknell	58 77	103 A VCU			48 52	
						87 A Northeastern	52 53	109 A Towson			53 78	
								113 A Dayton			47 75	
								140 A Davidson			70 58	
								140 H Davidson			49 64	
								145 A Marist			70 55	
								150 H Duquesne			69 66	
								155 H Boston U.			66 55	
								190 H George Washington			59 66	
								191 H Saint Louis			70 66	
								211 H George Mason			52 70	
								219 H Sacred Heart			78 61	
								223 H UTRGV			74 70	
								234 H St. Bonaventure			63 64	
								242 A Saint Joseph's			54 55	
								248 H North Dakota			52 59	
								255 H Rhode Island			56 34	
								270 A Richmond			58 62	
								272 A Siena			59 64	
								276 A Brown			90 61	
								289 A La Salle			74 60	
								290 N Fairfield			59 49	
								301 H Incarnate Word			71 59	
								318 H Central Conn. St.			74 59	
								323 H UMass Lowell			59 62	
LAST 12 Division I GAMES:												
190	H	George Washington	59 66	103	A	VCU	48 52	290	N	Fairfield	59 49	
140	H	Davidson	49 64	234	H	St. Bonaventure	63 64	301	H	Incarnate Word	71 59	
242	A	Saint Joseph's	54 55	140	A	Davidson	70 58	318	H	Central Conn. St.	74 59	
255	H	Rhode Island	56 34	211	H	George Mason	52 70	323	H	UMass Lowell	59 62	
150	H	Duquesne	69 66	289	A	La Salle	74 60					
270	A	Richmond	58 62	113	A	Dayton	47 75					

Non-Div I Games:

Massachusetts

■ Loss, 
 ■ Non-Conf, 
 ■ S Site, 
 ■ H Home 
 ■ A Away 
 N Neutral



Average RPI Win: <b>282</b>	WON-LOST	WINNING	LAST 10	STRENGTH OF	OPP. STRENGTH	TEAM	ADJ.	CONF.	ADJ CONF.
Average RPI Loss: <b>193</b>	RECORD	PCT. RANK	GAMES	SCHEDULE	OF SCHEDULE	RPI	RPI	RPI	RPI
DIV. I ONLY	4- 18	323	0- 1	255	295	324	324	25	25
DIV. I NON-CONF.	0- 8	336	0- 0	79	214	310	310	23	23
TOTALS	RPI 1-25	RPI 26-50	W-L RECORDS	RPI 51-100	RPI 101-150	RPI 150+			
4- 18	0- 0	0- 2	OVERALL	0- 3	0- 1	4- 12			
2- 8	0- 0	0- 0	HOME	0- 2	0- 0	2- 6			
2- 10	0- 0	0- 2	AWAY	0- 1	0- 1	2- 6			
0- 0	0- 0	0- 0	NEUTRAL	0- 0	0- 0	0- 0			
0- 8	0- 0	0- 2	NON-CONFERENCE	0- 1	0- 1	0- 4			
0- 2	0- 0	0- 0	HOME	0- 0	0- 0	0- 2			
0- 6	0- 0	0- 2	AWAY	0- 1	0- 1	0- 2			
0- 0	0- 0	0- 0	NEUTRAL	0- 0	0- 0	0- 0			
4- 10	0- 0	0- 0	CONFERENCE	0- 2	0- 0	4- 8			
2- 6	0- 0	0- 0	HOME	0- 2	0- 0	2- 4			
2- 4	0- 0	0- 0	AWAY	0- 0	0- 0	2- 4			
0- 0	0- 0	0- 0	NEUTRAL	0- 0	0- 0	0- 0			

RPI S	Opponent	Score	RPI S	Opponent	Score	RPI S	Opponent	Score	RPI S	Opponent	Score	Team's RPI: 324
29	A Texas	40 96	60	H Lamar University	62 64	104	A UAB	48 91				
34	A Rice	65 93	65	A LSU	36 86	164	A Abilene Christian	52 109				
			77	H SFA	48 97	171	H Louisiana Tech	48 89				
						172	A Nicholls St.	69 68				
						183	H Sam Houston St.	80 93				
						207	A Grambling	51 75				
						258	H Louisiana	59 70				
						280	A Central Ark.	45 76				
						288	A New Orleans	76 88				
						288	H New Orleans	60 64				
						301	H Incarnate Word	66 68				
						306	A Southeastern La.	75 70				
						306	H Southeastern La.	62 56				
						315	A La.-Monroe	60 69				
						322	A Northwestern St.	63 82				
						322	H Northwestern St.	73 89				
						342	H Houston Baptist	81 71				
LAST 12 Division I GAMES:												
288	H New Orleans	60 64	60	H Lamar University	62 64							
280	A Central Ark.	45 76	342	H Houston Baptist	81 71							
306	A Southeastern La.	75 70	306	H Southeastern La.	62 56							
77	H SFA	48 97	172	A Nicholls St.	69 68							
322	H Northwestern St.	73 89	288	A New Orleans	76 88							
183	H Sam Houston St.	80 93	164	A Abilene Christian	52 109							

Non-Div I Games: LSU-Alexandria 60 68 Southern-N.O. 106 54 Louisiana Col. 86 68

McNeese

Loss, Non-Conf, S Site, H Home A Away N Neutral

Average RPI Win:	220	WON-LOST	WINNING	LAST 10	STRENGTH OF	OPP. STRENGTH	TEAM	ADJ.	CONF.	ADJ CONF.
Average RPI Loss:	138	RECORD	PCT. RANK	GAMES	SCHEDULE	OF SCHEDULE	RPI	RPI	RPI	RPI
DIV. I ONLY	10- 16	243	0- 1	117	178	200	200	9	9	
DIV. I NON-CONF.	5- 8	224	0- 0	200	296	273	273	9	9	
TOTALS	RPI 1-25	RPI 26-50	W-L RECORDS	RPI 51-100	RPI 101-150	RPI 150+				
10- 16	0- 2	0- 0	OVERALL	0- 4	1- 1	9- 9				
6- 8	0- 1	0- 0	HOME	0- 3	0- 0	6- 4				
3- 8	0- 1	0- 0	AWAY	0- 1	1- 1	2- 5				
1- 0	0- 0	0- 0	NEUTRAL	0- 0	0- 0	1- 0				
5- 8	0- 0	0- 0	NON-CONFERENCE	0- 2	0- 1	5- 5				
4- 4	0- 0	0- 0	HOME	0- 2	0- 0	4- 2				
0- 4	0- 0	0- 0	AWAY	0- 0	0- 1	0- 3				
1- 0	0- 0	0- 0	NEUTRAL	0- 0	0- 0	1- 0				
5- 8	0- 2	0- 0	CONFERENCE	0- 2	1- 0	4- 4				
2- 4	0- 1	0- 0	HOME	0- 1	0- 0	2- 2				
3- 4	0- 1	0- 0	AWAY	0- 1	1- 0	2- 2				
0- 0	0- 0	0- 0	NEUTRAL	0- 0	0- 0	0- 0				

RPI	S	Opponent	Score	RPI	S	Opponent	Score	RPI	S	Opponent	Score	RPI	S	Opponent	Score	Team's RPI: 200
5	A	UConn	45 102					66	H	Little Rock	60 63	104	A	UAB	54 85	
15	H	UCF	55 68					78	H	Toledo	48 58	130	A	South Fla.	47 40	
								83	A	Cincinnati	56 80	152	N	Mercer	59 53	
								83	H	Cincinnati	69 89	153	A	Tulane	65 59	
												153	H	Tulane	61 62	
												159	A	Tulsa	39 46	
												159	H	Tulsa	59 56	
												163	A	Coastal Caro.	71 90	
												171	H	Louisiana Tech	50 66	
												174	A	Arkansas St.	66 77	
												190	A	George Washington	38 51	
												221	A	East Carolina	59 68	
												221	H	East Carolina	58 46	
												229	H	Southeast Mo. St.	69 57	
												252	A	Wichita St.	71 50	
												252	H	Wichita St.	48 57	
												281	H	Jackson St.	68 67	
												286	H	Samford	53 48	
												288	H	New Orleans	59 66	
												336	H	N.C. Central	77 56	
LAST 12 Division I GAMES:																
5	A	UConn	45 102	153	H	Tulane	61 62									
153	A	Tulane	65 59	83	A	Cincinnati	56 80									
83	H	Cincinnati	69 89	130	A	South Fla.	47 40									
221	A	East Carolina	59 68	221	H	East Carolina	58 46									
252	H	Wichita St.	48 57	252	A	Wichita St.	71 50									
159	H	Tulsa	59 56	159	A	Tulsa	39 46									

Non-Div I Games:

Memphis

■ Loss, 
 ■ Non-Conf, 
 ■ S Site, 
 ■ Home 
 ■ Away 
 N Neutral

Average RPI Win: <b>245</b>	WON-LOST	WINNING	LAST 10	STRENGTH OF	OPP. STRENGTH	TEAM	ADJ.	CONF.	ADJ CONF.
Average RPI Loss: <b>132</b>	RECORD	PCT. RANK	GAMES	SCHEDULE	OF SCHEDULE	RPI	RPI	RPI	RPI
DIV. I ONLY	20- 7	51	1- 0	329	139	152	152	27	27
DIV. I NON-CONF.	8- 7	160	0- 0	256	67	191	191	24	24
TOTALS	RPI 1-25	RPI 26-50	W-L RECORDS	RPI 51-100	RPI 101-150	RPI 150+			
20- 7	0- 2	0- 0	OVERALL	0- 0	1- 2	19- 3			
9- 3	0- 2	0- 0	HOME	0- 0	1- 0	8- 1			
10- 3	0- 0	0- 0	AWAY	0- 0	0- 2	10- 1			
1- 1	0- 0	0- 0	NEUTRAL	0- 0	0- 0	1- 1			
8- 7	0- 2	0- 0	NON-CONFERENCE	0- 0	1- 2	7- 3			
4- 3	0- 2	0- 0	HOME	0- 0	1- 0	3- 1			
3- 3	0- 0	0- 0	AWAY	0- 0	0- 2	3- 1			
1- 1	0- 0	0- 0	NEUTRAL	0- 0	0- 0	1- 1			
12- 0	0- 0	0- 0	CONFERENCE	0- 0	0- 0	12- 0			
5- 0	0- 0	0- 0	HOME	0- 0	0- 0	5- 0			
7- 0	0- 0	0- 0	AWAY	0- 0	0- 0	7- 0			
0- 0	0- 0	0- 0	NEUTRAL	0- 0	0- 0	0- 0			

RPI 1-25				RPI 26-50				RPI 51-100				RPI 101+ Team's RPI: 152			
RPI	S	Opponent	Score	RPI	S	Opponent	Score	RPI	S	Opponent	Score	RPI	S	Opponent	Score
15	H	UCF	42 <b>76</b>									106	A	Georgia	60 <b>67</b>
19	H	Florida St.	56 <b>57</b>									118	A	Wake Forest	54 <b>69</b>
												119	H	Charlotte	57 40
												164	A	Chattanooga	62 56
												164	H	Chattanooga	65 58
												182	H	UNC Asheville	61 47
												190	A	George Washington	61 53
												200	N	Memphis	53 <b>59</b>
												215	A	Furman	75 60
												216	N	Bowling Green	76 63
												217	H	Florida	92 82
												227	A	Howard	85 70
												230	A	Jacksonville	66 <b>71</b>
												238	H	Columbia	68 <b>72</b>
												254	A	ETSU	83 77
												254	H	ETSU	64 41
												260	A	Wofford	81 79
												283	A	Ga. Southern	79 72
												286	A	Samford	68 52
												286	H	Samford	76 68
												294	H	Kennesaw St.	64 48
												302	A	UNC Greensboro	71 58
												302	H	UNC Greensboro	85 73
												339	A	Western Caro.	69 67
												339	H	Western Caro.	71 55
LAST 12 Division I GAMES:															
164	A	Chattanooga	62 56	260	A	Wofford	81 79								
254	A	ETSU	83 77	254	H	ETSU	64 41								
339	H	Western Caro.	71 55	164	H	Chattanooga	65 58								
302	H	UNC Greensboro	85 73	302	A	UNC Greensboro	71 58								
286	A	Samford	68 52	339	A	Western Caro.	69 67								
215	A	Furman	75 60	286	H	Samford	76 68								

Non-Div I Games:

Mercer

■ Loss, 
 ■ Non-Conf, S Site, 
 ■ Home 
 ■ Away 
 N Neutral

Average RPI Win:	125	WON-LOST	WINNING	LAST 10	STRENGTH OF	OPP. STRENGTH	TEAM	ADJ.	CONF.	ADJ CONF.
Average RPI Loss:	38	RECORD	PCT. RANK	GAMES	SCHEDULE	OF SCHEDULE	RPI	RPI	RPI	RPI
DIV. I ONLY	22- 6	32	2- 1	52	7	20	20	1	1	
DIV. I NON-CONF.	12- 3	52	2- 1	140	43	51	51	1	1	
TOTALS	RPI 1-25	RPI 26-50	W-L RECORDS	RPI 51-100	RPI 101-150	RPI 150+				
22- 6	4- 3	1- 1	OVERALL	4- 2	7- 0	6- 0				
14- 2	2- 1	1- 1	HOME	3- 0	4- 0	4- 0				
6- 4	2- 2	0- 0	AWAY	1- 2	2- 0	1- 0				
2- 0	0- 0	0- 0	NEUTRAL	0- 0	1- 0	1- 0				
12- 3	1- 2	0- 0	NON-CONFERENCE	2- 1	3- 0	6- 0				
9- 1	1- 1	0- 0	HOME	2- 0	2- 0	4- 0				
1- 2	0- 1	0- 0	AWAY	0- 1	0- 0	1- 0				
2- 0	0- 0	0- 0	NEUTRAL	0- 0	1- 0	1- 0				
10- 3	3- 1	1- 1	CONFERENCE	2- 1	4- 0	0- 0				
5- 1	1- 0	1- 1	HOME	1- 0	2- 0	0- 0				
5- 2	2- 1	0- 0	AWAY	1- 1	2- 0	0- 0				
0- 0	0- 0	0- 0	NEUTRAL	0- 0	0- 0	0- 0				

RPI	S	Opponent	Score	RPI	S	Opponent	Score	RPI	S	Opponent	Score	RPI	S	Opponent	Score
1	H	Notre Dame	72 65	26	H	North Carolina	76 68	57	A	Virginia Tech	65 73	107	H	Virginia	72 59
3	A	Louisville	79 73	42	H	Clemson	67 76	57	H	Virginia Tech	68 61	115	H	Hartford	75 62
10	H	Marquette	63 55					72	A	Purdue	63 74	118	A	Wake Forest	72 57
11	A	Syracuse	84 71					77	H	SFA	81 60	122	H	Boston College	76 73
12	A	Iowa St.	52 75					79	H	Nebraska	82 68	126	A	Pittsburgh	65 51
19	A	Florida St.	58 62					91	A	Duke	58 50	138	N	Alabama	101 74
24	H	Central Mich.	80 90									149	H	Colorado	73 58
												162	H	Temple	73 61
												195	H	UMES	71 53
												203	N	Vanderbilt	90 65
												288	H	New Orleans	78 38
												316	A	FIU	94 43
												345	H	Florida A&M	103 54
LAST 12 Division I GAMES:															
115	H	Hartford	75 62	1	H	Notre Dame	72 65	107	H	Virginia	72 59	19	A	Florida St.	58 62
10	H	Marquette	63 55	122	H	Boston College	76 73	11	A	Syracuse	84 71	26	H	North Carolina	76 68
12	A	Iowa St.	52 75	3	A	Louisville	79 73								
57	A	Virginia Tech	65 73	126	A	Pittsburgh	65 51								

Non-Div I Games:

Miami (FL)

■ Loss, 
■ Non-Conf, S Site, 
■ Home 
■ Away 
N Neutral

Average RPI Win:	183	WON-LOST	WINNING	LAST 10	STRENGTH OF	OPP. STRENGTH	TEAM	ADJ.	CONF.	ADJ CONF.
Average RPI Loss:	123	RECORD	PCT. RANK	GAMES	SCHEDULE	OF SCHEDULE	RPI	RPI	RPI	RPI
DIV. I ONLY	20- 4	17	1- 0	179	120	43	43	7	7	
DIV. I NON-CONF.	8- 2	52	0- 0	328	280	122	122	8	8	
TOTALS	RPI 1-25	RPI 26-50	W-L RECORDS	RPI 51-100	RPI 101-150	RPI 150+				
20- 4	1- 1	1- 1	OVERALL	5- 1	2- 0	11- 1				
9- 1	0- 0	0- 1	HOME	4- 0	1- 0	4- 0				
11- 3	1- 1	1- 0	AWAY	1- 1	1- 0	7- 1				
0- 0	0- 0	0- 0	NEUTRAL	0- 0	0- 0	0- 0				
8- 2	0- 1	0- 0	NON-CONFERENCE	1- 0	1- 0	6- 1				
3- 0	0- 0	0- 0	HOME	1- 0	1- 0	1- 0				
5- 2	0- 1	0- 0	AWAY	0- 0	0- 0	5- 1				
0- 0	0- 0	0- 0	NEUTRAL	0- 0	0- 0	0- 0				
12- 2	1- 0	1- 1	CONFERENCE	4- 1	1- 0	5- 0				
6- 1	0- 0	0- 1	HOME	3- 0	0- 0	3- 0				
6- 1	1- 0	1- 0	AWAY	1- 1	1- 0	2- 0				
0- 0	0- 0	0- 0	NEUTRAL	0- 0	0- 0	0- 0				

RPI 1-25				RPI 26-50				Team's RPI: 43				RPI 51-100				RPI 101+			
RPI	S	Opponent	Score	RPI	S	Opponent	Score	RPI	S	Opponent	Score	RPI	S	Opponent	Score	RPI	S	Opponent	Score
3	A	Louisville	73 95	32	A	Ohio	67 61	78	A	Toledo	65 56	120	H	High Point	68 55				
24	A	Central Mich.	70 67	46	H	Buffalo	59 66	78	H	Toledo	65 64	148	A	Akron	67 61				
								83	H	Cincinnati	78 65	201	H	Eastern Mich.	63 58				
								85	H	Kent St.	79 63	202	A	Jacksonville St.	58 41				
								98	A	Northern Ill.	71 82	212	H	Ball St.	60 57				
								98	H	Northern Ill.	70 45	216	A	Bowling Green	82 75				
												216	H	Bowling Green	75 62				
												267	A	Western Mich.	81 62				
												287	A	Canisius	62 59				
												312	A	Valparaiso	68 47				
												328	H	Eastern Ky.	60 44				
												332	A	Detroit Mercy	78 59				
												337	A	UIC	65 56				
												345	A	Florida A&M	56 57				
LAST 12 Division I GAMES:																			
216	H	Bowling Green	75 62	267	A	Western Mich.	81 62												
78	A	Toledo	65 56	32	A	Ohio	67 61												
148	A	Akron	67 61	85	H	Kent St.	79 63												
98	H	Northern Ill.	70 45	212	H	Ball St.	60 57												
216	A	Bowling Green	82 75	24	A	Central Mich.	70 67												
201	H	Eastern Mich.	63 58	46	H	Buffalo	59 66												

Non-Div I Games: Ohio Dominican 74 29

Miami (OH)

Average RPI Win: 165		WON-LOST	WINNING	LAST 10	STRENGTH OF	OPP. STRENGTH	TEAM	ADJ.	CONF.	ADJ CONF.
Average RPI Loss: 34		RECORD	PCT. RANK	GAMES	SCHEDULE	OF SCHEDULE	RPI	RPI	RPI	RPI
DIV. I ONLY		19- 9	80	1- 1	73	51	41	41	4	4
DIV. I NON-CONF.		9- 3	61	1- 1	228	127	84	84	6	6
TOTALS	RPI 1-25		RPI 26-50		W-L RECORDS	RPI 51-100	RPI 101-150		RPI 150+	
19- 9	2- 4		2- 3		OVERALL	2- 2	3- 0		10- 0	
12- 1	2- 0		1- 1		HOME	2- 0	2- 0		5- 0	
5- 7	0- 4		0- 1		AWAY	0- 2	1- 0		4- 0	
2- 1	0- 0		1- 1		NEUTRAL	0- 0	0- 0		1- 0	
9- 3	0- 2		1- 1		NON-CONFERENCE	0- 0	0- 0		8- 0	
5- 0	0- 0		0- 0		HOME	0- 0	0- 0		5- 0	
2- 2	0- 2		0- 0		AWAY	0- 0	0- 0		2- 0	
2- 1	0- 0		1- 1		NEUTRAL	0- 0	0- 0		1- 0	
10- 6	2- 2		1- 2		CONFERENCE	2- 2	3- 0		2- 0	
7- 1	2- 0		1- 1		HOME	2- 0	2- 0		0- 0	
3- 5	0- 2		0- 1		AWAY	0- 2	1- 0		2- 0	
0- 0	0- 0		0- 0		NEUTRAL	0- 0	0- 0		0- 0	

RPI 1-25				RPI 26-50				Team's RPI: 41				RPI 51-100				RPI 101+			
RPI	S	Opponent	Score	RPI	S	Opponent	Score	RPI	S	Opponent	Score	RPI	S	Opponent	Score	RPI	S	Opponent	Score
8	A	Iowa	61 75	27	N	Missouri	70 54	72	A	Purdue	70 71	105	H	Minnesota	76 60				
8	H	Iowa	90 81	29	N	Texas	52 69	75	H	Ohio St.	62 58	117	H	Northwestern	79 78				
9	A	NC State	55 66	44	A	Indiana	60 70	79	A	Nebraska	56 70	129	A	Penn St.	66 62				
10	A	Marquette	74 85	44	H	Indiana	67 58	79	H	Nebraska	67 61	168	N	Washington	80 73				
13	A	Maryland	69 83	45	H	Michigan St.	73 77					175	H	Southern U.	76 35				
25	H	Rutgers	86 76									181	A	Wisconsin	76 70				
												197	A	Illinois	70 56				
												249	H	Mt. St. Mary's	88 40				
												267	A	Western Mich.	79 42				
												303	H	Morgan St.	70 47				
												308	A	Oakland	85 59				
												332	H	Detroit Mercy	95 62				
												348	H	LIU Brooklyn	83 38				
LAST 12 Division I GAMES:																			
168	N	Washington	80 73	79	H	Nebraska	67 61												
29	N	Texas	52 69	181	A	Wisconsin	76 70												
25	H	Rutgers	86 76	8	H	Iowa	90 81												
197	A	Illinois	70 56	45	H	Michigan St.	73 77												
44	H	Indiana	67 58	44	A	Indiana	60 70												
129	A	Penn St.	66 62	75	H	Ohio St.	62 58												

Non-Div I Games:

Michigan

Loss, Non-Conf, S Site, H Home A Away N Neutral

## Michigan St.

Through Games Of Feb. 23, 2019

Average RPI Win:	141	WON-LOST	WINNING	LAST 10	STRENGTH OF	OPP. STRENGTH	TEAM	ADJ.	CONF.	ADJ CONF.
Average RPI Loss:	68	RECORD	PCT. RANK	GAMES	SCHEDULE	OF SCHEDULE	RPI	RPI	RPI	RPI
DIV. I ONLY	17- 9	87	0- 1	56	31	45	45	4	4	
DIV. I NON-CONF.	10- 1	17	0- 0	188	45	38	38	6	6	
TOTALS	RPI 1-25	RPI 26-50	W-L RECORDS	RPI 51-100	RPI 101-150	RPI 150+				
17- 9	3- 3	2- 1	OVERALL	2- 3	3- 1	7- 1				
13- 1	3- 0	1- 0	HOME	2- 1	2- 0	5- 0				
3- 7	0- 2	1- 1	AWAY	0- 2	1- 1	1- 1				
1- 1	0- 1	0- 0	NEUTRAL	0- 0	0- 0	1- 0				
10- 1	1- 1	0- 0	NON-CONFERENCE	1- 0	2- 0	6- 0				
7- 0	1- 0	0- 0	HOME	1- 0	1- 0	4- 0				
2- 0	0- 0	0- 0	AWAY	0- 0	1- 0	1- 0				
1- 1	0- 1	0- 0	NEUTRAL	0- 0	0- 0	1- 0				
7- 8	2- 2	2- 1	CONFERENCE	1- 3	1- 1	1- 1				
6- 1	2- 0	1- 0	HOME	1- 1	1- 0	1- 0				
1- 7	0- 2	1- 1	AWAY	0- 2	0- 1	0- 1				
0- 0	0- 0	0- 0	NEUTRAL	0- 0	0- 0	0- 0				

RPI	S	Opponent	Score	RPI	S	Opponent	Score	Team's RPI: 45	RPI	S	Opponent	Score	RPI	S	Opponent	Score
6	H	Oregon	88 82	41	A	Michigan	77 73		70	H	Wright St.	84 68	105	H	Minnesota	86 68
8	A	Iowa	71 86	44	A	Indiana	64 68		72	H	Purdue	74 66	107	H	Virginia	91 66
8	H	Iowa	84 70	44	H	Indiana	77 61		75	A	Ohio St.	55 65	115	A	Hartford	74 66
9	N	NC State	74 78						75	H	Ohio St.	70 77	117	A	Northwestern	62 70
13	H	Maryland	77 60						79	A	Nebraska	71 82	181	A	Wisconsin	62 79
25	A	Rutgers	62 76										197	H	Illinois	77 60
													216	H	Bowling Green	99 69
													240	H	Texas Southern	91 45
													254	H	ETSU	75 53
													294	N	Kennesaw St.	75 51
													304	H	Fla. Atlantic	89 74
													308	A	Oakland	102 58
LAST 12 Division I GAMES:																
75	H	Ohio St.	70 77	41	A	Michigan	77 73		197	H	Illinois	77 60				
79	A	Nebraska	71 82	25	A	Rutgers	62 76		13	H	Maryland	77 60				
181	A	Wisconsin	62 79	75	A	Ohio St.	55 65		105	H	Minnesota	86 68				
44	H	Indiana	77 61													
8	A	Iowa	71 86													
72	H	Purdue	74 66													

Non-Div I Games:

Michigan St.

■ Loss, 
■ Non-Conf, 
■ S Site, 
■ H Home 
■ A Away 
N Neutral

Average RPI Win:	200	WON-LOST	WINNING	LAST 10	STRENGTH OF	OPP. STRENGTH	TEAM	ADJ.	CONF.	ADJ CONF.
Average RPI Loss:	99	RECORD	PCT. RANK	GAMES	SCHEDULE	OF SCHEDULE	RPI	RPI	RPI	RPI
DIV. I ONLY	19- 8	64	0- 1	90	186	62	62	14	14	
DIV. I NON-CONF.	9- 4	85	0- 1	72	237	49	49	17	17	
TOTALS	RPI 1-25	RPI 26-50	W-L RECORDS	RPI 51-100	RPI 101-150	RPI 150+				
19- 8	0- 1	0- 1	OVERALL	1- 2	4- 2	14- 2				
9- 3	0- 0	0- 1	HOME	0- 1	3- 0	6- 1				
8- 5	0- 1	0- 0	AWAY	1- 1	1- 2	6- 1				
2- 0	0- 0	0- 0	NEUTRAL	0- 0	0- 0	2- 0				
9- 4	0- 1	0- 0	NON-CONFERENCE	1- 1	1- 1	7- 1				
4- 1	0- 0	0- 0	HOME	0- 1	1- 0	3- 0				
3- 3	0- 1	0- 0	AWAY	1- 0	0- 1	2- 1				
2- 0	0- 0	0- 0	NEUTRAL	0- 0	0- 0	2- 0				
10- 4	0- 0	0- 1	CONFERENCE	0- 1	3- 1	7- 1				
5- 2	0- 0	0- 1	HOME	0- 0	2- 0	3- 1				
5- 2	0- 0	0- 0	AWAY	0- 1	1- 1	4- 0				
0- 0	0- 0	0- 0	NEUTRAL	0- 0	0- 0	0- 0				

RPI 1-25				RPI 26-50				RPI 51-100				Team's RPI: 62		RPI 101+			
RPI	S	Opponent	Score	RPI	S	Opponent	Score	RPI	S	Opponent	Score			RPI	S	Opponent	Score
18	A	Kentucky	55 72	34	H	Rice	47 60	61	H	Belmont	38 45			104	A	UAB	72 77
								89	A	Old Dominion	65 70			104	H	UAB	60 44
								94	A	Troy	67 64			119	A	Charlotte	62 55
														121	A	Fordham	49 61
														123	H	Western Ky.	81 69
														135	H	Georgia St.	69 54
														156	A	Tennessee Tech	64 68
														164	N	Chattanooga	58 47
														171	H	Louisiana Tech	75 38
														176	H	North Texas	61 46
														179	H	Southern Miss.	66 49
														182	H	UNC Asheville	67 46
														203	H	Vanderbilt	65 58
														204	N	Dartmouth	70 58
														205	A	UNLV	66 62
														206	H	Marshall	53 59
														215	A	Furman	78 71
														277	A	UTEP	79 49
														304	A	Fla. Atlantic	74 55
														305	A	UTSA	72 52
														316	A	FIU	49 43
														329	H	Mississippi Val.	101 51
LAST 12 Division I GAMES:																	
				121	A	Fordham	49 61					119	A	Charlotte	62 55		
				205	A	UNLV	66 62					104	H	UAB	60 44		
				104	A	UAB	72 77					176	H	North Texas	61 46		
				206	H	Marshall	53 59					34	H	Rice	47 60		
				123	H	Western Ky.	81 69					277	A	UTEP	79 49		
				89	A	Old Dominion	65 70					305	A	UTSA	72 52		

Non-Div I Games:

Middle Tenn.

■ Loss, 
■ Non-Conf, S Site, 
■ Home 
■ Away 
N Neutral



Average RPI Win:	274	WON-LOST	WINNING	LAST 10	STRENGTH OF	OPP. STRENGTH	TEAM	ADJ.	CONF.	ADJ CONF.
Average RPI Loss:	93	RECORD	PCT. RANK	GAMES	SCHEDULE	OF SCHEDULE	RPI	RPI	RPI	RPI
DIV. I ONLY	14- 13	167	1- 0	236	169	194	194	21	21	
DIV. I NON-CONF.	5- 6	177	0- 0	163	90	179	179	18	18	
TOTALS	RPI 1-25	RPI 26-50	W-L RECORDS	RPI 51-100	RPI 101-150	RPI 150+				
14- 13	0- 2	0- 1	OVERALL	0- 5	2- 3	12- 2				
8- 6	0- 2	0- 0	HOME	0- 2	1- 1	7- 1				
5- 7	0- 0	0- 1	AWAY	0- 3	0- 2	5- 1				
1- 0	0- 0	0- 0	NEUTRAL	0- 0	1- 0	0- 0				
5- 6	0- 2	0- 1	NON-CONFERENCE	0- 1	1- 1	4- 1				
2- 3	0- 2	0- 0	HOME	0- 0	0- 0	2- 1				
2- 3	0- 0	0- 1	AWAY	0- 1	0- 1	2- 0				
1- 0	0- 0	0- 0	NEUTRAL	0- 0	1- 0	0- 0				
9- 7	0- 0	0- 0	CONFERENCE	0- 4	1- 2	8- 1				
6- 3	0- 0	0- 0	HOME	0- 2	1- 1	5- 0				
3- 4	0- 0	0- 0	AWAY	0- 2	0- 1	3- 1				
0- 0	0- 0	0- 0	NEUTRAL	0- 0	0- 0	0- 0				

RPI	S	Opponent	Score	RPI	S	Opponent	Score	RPI	S	Opponent	Score	RPI	S	Opponent	Score	Team's RPI: 194
10	H	Marquette	74 83	44	A	Indiana	66 68	56	A	Saint Mary's (CA)	71 73	110	A	Fresno St.	48 65	
19	H	Florida St.	62 87					70	A	Wright St.	57 61	125	A	Youngstown St.	47 67	
								70	H	Wright St.	69 73	125	H	Youngstown St.	71 68	
								74	A	Green Bay	45 59	128	H	IUPUI	66 67	
								74	H	Green Bay	62 76	144	N	UC Riverside	56 54	
												181	H	Wisconsin	57 68	
												238	H	Columbia	78 65	
												248	A	North Dakota	64 46	
												250	A	Northern Ky.	54 55	
												250	H	Northern Ky.	59 38	
												278	A	Cleveland St.	78 60	
												278	H	Cleveland St.	59 53	
												308	A	Oakland	79 52	
												308	H	Oakland	83 53	
												317	A	North Dakota St.	57 55	
												332	A	Detroit Mercy	62 44	
												332	H	Detroit Mercy	59 34	
												334	H	Purdue Fort Wayne	70 48	
												337	H	UIC	72 53	
LAST 12 Division I GAMES:																
308	H	Oakland	83 53	74	A	Green Bay	45 59									
332	H	Detroit Mercy	59 34	337	H	UIC	72 53									
125	A	Youngstown St.	47 67	128	H	IUPUI	66 67									
278	A	Cleveland St.	78 60	332	A	Detroit Mercy	62 44									
250	H	Northern Ky.	59 38	308	A	Oakland	79 52									
70	H	Wright St.	69 73	278	H	Cleveland St.	59 53									

Non-Div I Games:

Milwaukee

■ Loss, 
 ■ Non-Conf, S Site, 
 ■ Home 
 ■ Away 
 N Neutral

Average RPI Win:	184	WON-LOST	WINNING	LAST 10	STRENGTH OF	OPP. STRENGTH	TEAM	ADJ.	CONF.	ADJ CONF.
Average RPI Loss:	66	RECORD	PCT. RANK	GAMES	SCHEDULE	OF SCHEDULE	RPI	RPI	RPI	RPI
DIV. I ONLY	19- 8	64	0- 1	185	64	105	105	4	4	
DIV. I NON-CONF.	11- 0	1	0- 0	345	144	104	104	6	6	
TOTALS	RPI 1-25	RPI 26-50	W-L RECORDS	RPI 51-100	RPI 101-150	RPI 150+				
19- 8	2- 2	1- 2	OVERALL	1- 3	4- 0	11- 1				
13- 4	2- 1	0- 0	HOME	0- 2	2- 0	9- 1				
6- 4	0- 1	1- 2	AWAY	1- 1	2- 0	2- 0				
0- 0	0- 0	0- 0	NEUTRAL	0- 0	0- 0	0- 0				
11- 0	1- 0	0- 0	NON-CONFERENCE	0- 0	1- 0	9- 0				
9- 0	1- 0	0- 0	HOME	0- 0	0- 0	8- 0				
2- 0	0- 0	0- 0	AWAY	0- 0	1- 0	1- 0				
0- 0	0- 0	0- 0	NEUTRAL	0- 0	0- 0	0- 0				
8- 8	1- 2	1- 2	CONFERENCE	1- 3	3- 0	2- 1				
4- 4	1- 1	0- 0	HOME	0- 2	2- 0	1- 1				
4- 4	0- 1	1- 2	AWAY	1- 1	1- 0	1- 0				
0- 0	0- 0	0- 0	NEUTRAL	0- 0	0- 0	0- 0				

RPI S	Opponent	Score	RPI S	Opponent	Score	RPI S	Opponent	Score	RPI S	Opponent	Score	Team's RPI: 105
8	H Iowa	63 81	41	A Michigan	60 76	72	A Purdue	65 45	117	A Northwestern	61 54	
11	H Syracuse	72 68	44	A Indiana	65 61	72	H Purdue	53 64	117	H Northwestern	73 64	
13	A Maryland	69 71	45	A Michigan St.	68 86	75	H Ohio St.	55 65	122	A Boston College	77 69	
25	H Rutgers	60 46				79	A Nebraska	57 63	129	H Penn St.	97 67	
									181	A Wisconsin	78 50	
									181	H Wisconsin	74 56	
									188	A Xavier	78 53	
									197	H Illinois	62 66	
									220	H Cornell	65 45	
									255	H Rhode Island	91 71	
									256	H San Diego	53 48	
									292	H Air Force	67 50	
									301	H Incarnate Word	75 39	
									309	H New Hampshire	70 47	
									331	H Coppin St.	84 52	
									346	H Ark.-Pine Bluff	84 42	
LAST 12 Division I GAMES:												
13	A Maryland	69 71	117	A Northwestern	61 54							
129	H Penn St.	97 67	75	H Ohio St.	55 65							
72	A Purdue	65 45	72	H Purdue	53 64							
117	H Northwestern	73 64	79	A Nebraska	57 63							
44	A Indiana	65 61	181	A Wisconsin	78 50							
25	H Rutgers	60 46	8	H Iowa	63 81							

Non-Div I Games:

Minnesota

■ Loss, 
■ Non-Conf, S Site, 
■ Home 
■ Away 
N Neutral

## Mississippi St.

Through Games Of Feb. 23, 2019

Average RPI Win:	129	WON-LOST	WINNING	LAST 10	STRENGTH OF	OPP. STRENGTH	TEAM	ADJ.	CONF.	ADJ CONF.
Average RPI Loss:	17	RECORD	PCT. RANK	GAMES	SCHEDULE	OF SCHEDULE	RPI	RPI	RPI	RPI
DIV. I ONLY	24- 2	2	1- 0	43	35	7	7	5	5	
DIV. I NON-CONF.	12- 1	11	0- 0	93	49	13	13	5	5	
TOTALS	RPI 1-25	RPI 26-50	W-L RECORDS	RPI 51-100	RPI 101-150	RPI 150+				
24- 2	4- 1	2- 1	OVERALL	5- 0	3- 0	10- 0				
12- 1	3- 0	1- 1	HOME	1- 0	1- 0	6- 0				
12- 1	1- 1	1- 0	AWAY	4- 0	2- 0	4- 0				
0- 0	0- 0	0- 0	NEUTRAL	0- 0	0- 0	0- 0				
12- 1	1- 1	1- 0	NON-CONFERENCE	2- 0	1- 0	7- 0				
7- 0	1- 0	0- 0	HOME	1- 0	0- 0	5- 0				
5- 1	0- 1	1- 0	AWAY	1- 0	1- 0	2- 0				
0- 0	0- 0	0- 0	NEUTRAL	0- 0	0- 0	0- 0				
12- 1	3- 0	1- 1	CONFERENCE	3- 0	2- 0	3- 0				
5- 1	2- 0	1- 1	HOME	0- 0	1- 0	1- 0				
7- 0	1- 0	0- 0	AWAY	3- 0	1- 0	2- 0				
0- 0	0- 0	0- 0	NEUTRAL	0- 0	0- 0	0- 0				

RPI 1-25				RPI 26-50				RPI 51-100				RPI 101+			
RPI	S	Opponent	Score	RPI	S	Opponent	Score	RPI	S	Opponent	Score	RPI	S	Opponent	Score
6	A	Oregon	74 82	27	H	Missouri	67 75	54	A	Auburn	85 59	106	H	Georgia	80 71
10	H	Marquette	87 82	29	A	Texas	67 49	60	H	Lamar University	104 53	107	A	Virginia	72 44
16	A	Texas A&M	92 64	40	H	Tennessee	91 63	65	A	LSU	68 35	138	A	Alabama	65 49
18	H	Kentucky	86 71					66	A	Little Rock	98 63	168	A	Washington	103 56
21	H	South Carolina	89 74					86	A	Arkansas	93 69	179	A	Southern Miss.	86 42
												198	A	Ole Miss	80 66
												198	H	Ole Miss	80 49
												215	H	Furman	106 41
												217	A	Florida	90 42
												229	H	Southeast Mo. St.	88 53
												258	H	Louisiana	104 36
												281	H	Jackson St.	105 38
												331	H	Coppin St.	110 38
LAST 12 Division I GAMES:															
198	A	Ole Miss	80 66	198	H	Ole Miss	80 49								
16	A	Texas A&M	92 64	217	A	Florida	90 42								
27	H	Missouri	67 75	21	H	South Carolina	89 74								
40	H	Tennessee	91 63	54	A	Auburn	85 59								
138	A	Alabama	65 49	106	H	Georgia	80 71								
65	A	LSU	68 35	18	H	Kentucky	86 71								

Non-Div I Games:

Mississippi St.

■ Loss, 
■ Non-Conf, S Site, 
■ Home 
■ Away 
N Neutral

Average RPI Win:	269	WON-LOST	WINNING	LAST 10	STRENGTH OF	OPP. STRENGTH	TEAM	ADJ.	CONF.	ADJ CONF.
Average RPI Loss:	209	RECORD	PCT. RANK	GAMES	SCHEDULE	OF SCHEDULE	RPI	RPI	RPI	RPI
DIV. I ONLY	4- 21	327	0- 1	290	330	329	329	29	29	
DIV. I NON-CONF.	1- 10	330	0- 0	106	292	280	280	28	28	
TOTALS	RPI 1-25	RPI 26-50	W-L RECORDS	RPI 51-100	RPI 101-150	RPI 150+				
4- 21	0- 0	0- 1	OVERALL	0- 2	0- 1	4- 17				
1- 6	0- 0	0- 0	HOME	0- 0	0- 0	1- 6				
3- 14	0- 0	0- 1	AWAY	0- 1	0- 1	3- 11				
0- 1	0- 0	0- 0	NEUTRAL	0- 1	0- 0	0- 0				
1- 10	0- 0	0- 1	NON-CONFERENCE	0- 2	0- 1	1- 6				
0- 1	0- 0	0- 0	HOME	0- 0	0- 0	0- 1				
1- 8	0- 0	0- 1	AWAY	0- 1	0- 1	1- 5				
0- 1	0- 0	0- 0	NEUTRAL	0- 1	0- 0	0- 0				
3- 11	0- 0	0- 0	CONFERENCE	0- 0	0- 0	3- 11				
1- 5	0- 0	0- 0	HOME	0- 0	0- 0	1- 5				
2- 6	0- 0	0- 0	AWAY	0- 0	0- 0	2- 6				
0- 0	0- 0	0- 0	NEUTRAL	0- 0	0- 0	0- 0				

RPI S	Opponent	Score	RPI S	Opponent	Score	RPI S	Opponent	Score	RPI S	Opponent	Score	Team's RPI: 329
48	A TCU	47 96	62	A Middle Tenn.	51 101	132	A UT Martin	51 110	172	A Nicholls St.	47 72	
			94	N Troy	54 75	174	A Arkansas St.	57 60	175	A Southern U.	67 74	
						175	H Southern U.	46 67	179	A Southern Miss.	60 67	
						180	H North Ala.	72 86	199	A Prairie View	55 91	
						199	H Prairie View	65 75	207	A Grambling	54 52	
						228	A SMU	47 62	240	H Texas Southern	50 68	
						259	A Alabama St.	67 73	259	H Alabama St.	64 62	
						263	A Austin Peay	95 89	281	A Jackson St.	56 87	
						291	A Alabama A&M	70 78	291	H Alabama A&M	60 80	
						315	A La.-Monroe	65 72	346	A Ark.-Pine Bluff	62 56	
						351	A Alcorn	63 73	351	H Alcorn	80 81	
LAST 12 Division I GAMES:												
199	A Prairie View	55 91	281	A Jackson St.	56 87							
175	H Southern U.	46 67	240	H Texas Southern	50 68							
351	H Alcorn	80 81	199	H Prairie View	65 75							
259	A Alabama St.	67 73	175	A Southern U.	67 74							
291	A Alabama A&M	70 78	351	A Alcorn	63 73							
207	A Grambling	54 52	259	H Alabama St.	64 62							

Non-Div I Games:

Mississippi Val.

■ Loss, 
 ■ Non-Conf, 
 ■ S Site, 
 ■ Home 
 ■ A Away 
 N Neutral

Average RPI Win:	127	WON-LOST	WINNING	LAST 10	STRENGTH OF	OPP. STRENGTH	TEAM	ADJ.	CONF.	ADJ CONF.
Average RPI Loss:	64	RECORD	PCT. RANK	GAMES	SCHEDULE	OF SCHEDULE	RPI	RPI	RPI	RPI
DIV. I ONLY	19- 8	64	1- 0	31	62	27	27	5	5	
DIV. I NON-CONF.	11- 3	56	1- 0	56	117	37	37	5	5	
TOTALS	RPI 1-25	RPI 26-50	W-L RECORDS	RPI 51-100	RPI 101-150	RPI 150+				
19- 8	2- 2	1- 3	OVERALL	6- 2	1- 0	9- 1				
11- 3	1- 0	0- 2	HOME	3- 1	1- 0	6- 0				
6- 4	1- 2	1- 0	AWAY	1- 1	0- 0	3- 1				
2- 1	0- 0	0- 1	NEUTRAL	2- 0	0- 0	0- 0				
11- 3	0- 0	0- 2	NON-CONFERENCE	4- 1	0- 0	7- 0				
5- 2	0- 0	0- 1	HOME	1- 1	0- 0	4- 0				
4- 0	0- 0	0- 0	AWAY	1- 0	0- 0	3- 0				
2- 1	0- 0	0- 1	NEUTRAL	2- 0	0- 0	0- 0				
8- 5	2- 2	1- 1	CONFERENCE	2- 1	1- 0	2- 1				
6- 1	1- 0	0- 1	HOME	2- 0	1- 0	2- 0				
2- 4	1- 2	1- 0	AWAY	0- 1	0- 0	0- 1				
0- 0	0- 0	0- 0	NEUTRAL	0- 0	0- 0	0- 0				

RPI 1-25				RPI 26-50				Team's RPI: 27		RPI 51-100				RPI 101+			
RPI	S	Opponent	Score	RPI	S	Opponent	Score		RPI	S	Opponent	Score	RPI	S	Opponent	Score	
7	A	Mississippi St.	75 67	33	H	South Dakota	61 74		53	N	Quinnipiac	65 51	106	H	Georgia	61 35	
16	H	Texas A&M	70 65	40	A	Tennessee	66 64		54	H	Auburn	74 65	167	H	Texas St.	69 50	
18	A	Kentucky	41 52	40	H	Tennessee	60 62		65	A	LSU	51 61	174	H	Arkansas St.	70 50	
21	A	South Carolina	65 79	41	N	Michigan	54 70		69	A	West Virginia	68 51	191	A	Saint Louis	74 62	
									71	H	Missouri St.	65 61	197	A	Illinois	67 45	
									74	H	Green Bay	49 56	198	H	Ole Miss	78 55	
									86	H	Arkansas	71 53	203	H	Vanderbilt	69 46	
									91	N	Duke	62 54	217	A	Florida	56 58	
													225	A	Western Ill.	89 64	
													236	H	UMKC	66 59	
													237	H	SIUE	59 36	
LAST 12 Division I GAMES:																	
				91	N	Duke	62 54		65	A	LSU	51 61					
				53	N	Quinnipiac	65 51		54	H	Auburn	74 65					
				40	H	Tennessee	60 62		18	A	Kentucky	41 52					
				7	A	Mississippi St.	75 67		21	A	South Carolina	65 79					
				203	H	Vanderbilt	69 46		106	H	Georgia	61 35					
				16	H	Texas A&M	70 65		217	A	Florida	56 58					

Non-Div I Games:

Missouri

Average RPI Win:	185	WON-LOST	WINNING	LAST 10	STRENGTH OF	OPP. STRENGTH	TEAM	ADJ.	CONF.	ADJ CONF.
Average RPI Loss:	110	RECORD	PCT. RANK	GAMES	SCHEDULE	OF SCHEDULE	RPI	RPI	RPI	RPI
DIV. I ONLY	16- 8	83	1- 0	91	136	71	71	13	13	
DIV. I NON-CONF.	4- 7	228	0- 0	77	47	169	169	15	15	
TOTALS	RPI 1-25	RPI 26-50	W-L RECORDS	RPI 51-100	RPI 101-150	RPI 150+				
16- 8	1- 1	0- 3	OVERALL	2- 0	0- 0	13- 4				
8- 3	0- 1	0- 1	HOME	1- 0	0- 0	7- 1				
6- 5	1- 0	0- 2	AWAY	1- 0	0- 0	4- 3				
2- 0	0- 0	0- 0	NEUTRAL	0- 0	0- 0	2- 0				
4- 7	0- 1	0- 3	NON-CONFERENCE	1- 0	0- 0	3- 3				
2- 2	0- 1	0- 1	HOME	1- 0	0- 0	1- 0				
0- 5	0- 0	0- 2	AWAY	0- 0	0- 0	0- 3				
2- 0	0- 0	0- 0	NEUTRAL	0- 0	0- 0	2- 0				
12- 1	1- 0	0- 0	CONFERENCE	1- 0	0- 0	10- 1				
6- 1	0- 0	0- 0	HOME	0- 0	0- 0	6- 1				
6- 0	1- 0	0- 0	AWAY	1- 0	0- 0	4- 0				
0- 0	0- 0	0- 0	NEUTRAL	0- 0	0- 0	0- 0				

RPI 1-25				RPI 26-50				RPI 51-100				Team's RPI: 71	RPI 101+			
RPI	S	Opponent	Score	RPI	S	Opponent	Score	RPI	S	Opponent	Score		RPI	S	Opponent	Score
14	H	Gonzaga	67 70	27	A	Missouri	61 65	66	H	Little Rock	48 44		154	A	Southern Ill.	70 58
23	A	Drake	85 79	33	H	South Dakota	74 85	80	A	UNI	63 58		154	H	Southern Ill.	66 51
				44	A	Indiana	74 98						158	A	Bradley	68 56
													158	H	Bradley	82 60
													161	A	Illinois St.	59 47
													161	H	Illinois St.	56 60
													169	A	Santa Clara	73 77
													171	N	Louisiana Tech	82 70
													176	A	North Texas	76 83
													192	H	Indiana St.	71 58
													212	H	Ball St.	74 54
													237	N	SIUE	68 65
													239	H	Loyola Chicago	84 49
													252	A	Wichita St.	60 63
													312	A	Valparaiso	77 58
													312	H	Valparaiso	108 63
													333	H	Evansville	88 66
LAST 12 Division I GAMES:																
312	A	Valparaiso	77 58	312	H	Valparaiso	108 63									
158	H	Bradley	82 60	239	H	Loyola Chicago	84 49									
161	H	Illinois St.	56 60	161	A	Illinois St.	59 47									
154	A	Southern Ill.	70 58	158	A	Bradley	68 56									
80	A	UNI	63 58	154	H	Southern Ill.	66 51									
23	A	Drake	85 79	333	H	Evansville	88 66									

Non-Div I Games:

Missouri St.

■ Loss, 
 ■ Non-Conf, S Site, 
 ■ Home 
 ■ Away 
 N Neutral

Average RPI Win:	268	WON-LOST	WINNING	LAST 10	STRENGTH OF	OPP. STRENGTH	TEAM	ADJ.	CONF.	ADJ CONF.
Average RPI Loss:	171	RECORD	PCT. RANK	GAMES	SCHEDULE	OF SCHEDULE	RPI	RPI	RPI	RPI
DIV. I ONLY	12- 14	195	1- 0	249	258	222	222	26	26	
DIV. I NON-CONF.	4- 7	228	0- 0	212	208	234	234	27	27	
TOTALS	RPI 1-25	RPI 26-50	W-L RECORDS	RPI 51-100	RPI 101-150	RPI 150+				
12- 14	0- 0	0- 0	OVERALL	0- 5	0- 2	12- 7				
6- 7	0- 0	0- 0	HOME	0- 3	0- 0	6- 4				
6- 7	0- 0	0- 0	AWAY	0- 2	0- 2	6- 3				
0- 0	0- 0	0- 0	NEUTRAL	0- 0	0- 0	0- 0				
4- 7	0- 0	0- 0	NON-CONFERENCE	0- 3	0- 1	4- 3				
2- 3	0- 0	0- 0	HOME	0- 2	0- 0	2- 1				
2- 4	0- 0	0- 0	AWAY	0- 1	0- 1	2- 2				
0- 0	0- 0	0- 0	NEUTRAL	0- 0	0- 0	0- 0				
8- 7	0- 0	0- 0	CONFERENCE	0- 2	0- 1	8- 4				
4- 4	0- 0	0- 0	HOME	0- 1	0- 0	4- 3				
4- 3	0- 0	0- 0	AWAY	0- 1	0- 1	4- 1				
0- 0	0- 0	0- 0	NEUTRAL	0- 0	0- 0	0- 0				

RPI 1-25			RPI 26-50			RPI 51-100				RPI 101+		Team's RPI: 222			
RPI	S	Opponent	Score	RPI	S	Opponent	Score	RPI	S	Opponent	Score	RPI	S	Opponent	Score
								52	H	Bucknell	32 70	139	A	Lehigh	48 63
								53	A	Quinnipiac	38 67	145	A	Marist	45 69
								53	H	Quinnipiac	46 58	187	A	Rider	50 65
								57	A	Virginia Tech	49 82	187	H	Rider	43 55
								76	H	Princeton	47 79	190	A	George Washington	55 51
												219	A	Sacred Heart	55 50
												221	A	East Carolina	67 73
												235	H	Navy	68 67
												247	H	Albany (NY)	64 56
												261	A	Niagara	88 81
												261	H	Niagara	76 54
												272	A	Siena	56 54
												272	H	Siena	68 77
												284	H	Manhattan	71 63
												287	H	Canisius	67 61
												290	A	Fairfield	73 63
												296	H	Loyola Maryland	67 75
												326	A	Lafayette	69 73
												327	A	Iona	55 38
												327	H	Iona	51 52
												340	H	Saint Peter's	70 50
LAST 12 Division I GAMES:															
				261	A	Niagara	88 81					290	A	Fairfield	73 63
				340	H	Saint Peter's	70 50					53	H	Quinnipiac	46 58
				327	H	Iona	51 52					261	H	Niagara	76 54
				284	H	Manhattan	71 63					287	H	Canisius	67 61
				272	A	Siena	56 54					272	H	Siena	68 77
				187	A	Rider	50 65					145	A	Marist	45 69

Non-Div I Games:

Monmouth

■ Loss, 
 ■ Non-Conf, 
 ■ S Site, 
 ■ H Home 
 ■ A Away 
 N Neutral

Montana

Through Games Of Feb. 23, 2019

Average RPI Win:	213	WON-LOST	WINNING	LAST 10	STRENGTH OF	OPP. STRENGTH	TEAM	ADJ.	CONF.	ADJ CONF.
Average RPI Loss:	113	RECORD	PCT. RANK	GAMES	SCHEDULE	OF SCHEDULE	RPI	RPI	RPI	RPI
DIV. I ONLY	11- 12	191	1- 0	135	151	170	170	16	16	
DIV. I NON-CONF.	4- 4	162	1- 0	33	168	82	82	12	12	
TOTALS	RPI 1-25	RPI 26-50	W-L RECORDS	RPI 51-100	RPI 101-150	RPI 150+				
11- 12	0- 1	0- 1	OVERALL	4- 3	0- 4	7- 3				
7- 4	0- 0	0- 1	HOME	4- 0	0- 2	3- 1				
3- 8	0- 1	0- 0	AWAY	0- 3	0- 2	3- 2				
1- 0	0- 0	0- 0	NEUTRAL	0- 0	0- 0	1- 0				
4- 4	0- 1	0- 1	NON-CONFERENCE	2- 1	0- 0	2- 1				
2- 1	0- 0	0- 1	HOME	2- 0	0- 0	0- 0				
1- 3	0- 1	0- 0	AWAY	0- 1	0- 0	1- 1				
1- 0	0- 0	0- 0	NEUTRAL	0- 0	0- 0	1- 0				
7- 8	0- 0	0- 0	CONFERENCE	2- 2	0- 4	5- 2				
5- 3	0- 0	0- 0	HOME	2- 0	0- 2	3- 1				
2- 5	0- 0	0- 0	AWAY	0- 2	0- 2	2- 1				
0- 0	0- 0	0- 0	NEUTRAL	0- 0	0- 0	0- 0				

RPI S	Opponent	Score	RPI S	Opponent	Score	RPI S	Opponent	Score	RPI S	Opponent	Score	Team's RPI: 170
14	A Gonzaga	52 76	33	H South Dakota	41 64	68	A Arizona	51 100	114	H Northern Colo.	62 73	
						84	H UC Davis	62 56	127	A Portland St.	60 78	
						90	A Idaho	68 76	136	A Montana St.	52 74	
						90	H Idaho	82 79	136	H Montana St.	71 75	
						92	A Idaho St.	34 50	168	A Washington	54 69	
						92	H Idaho St.	60 59	186	A Eastern Wash.	64 67	
						98	H Northern Ill.	86 70	186	H Eastern Wash.	62 68	
									231	A Sacramento St.	88 86	
									244	N Saint Francis (PA)	79 77	
									251	H Northern Ariz.	78 62	
									285	H Southern Utah	79 57	
									319	A Weber St.	72 60	
									319	H Weber St.	64 56	
									335	A Grand Canyon	69 47	
LAST 12 Division I GAMES:												
244	N Saint Francis (PA)	79 77	90	A Idaho	68 76							
84	H UC Davis	62 56	136	A Montana St.	52 74							
136	H Montana St.	71 75	319	A Weber St.	72 60							
92	H Idaho St.	60 59	92	A Idaho St.	34 50							
319	H Weber St.	64 56	90	H Idaho	82 79							
186	A Eastern Wash.	64 67	114	H Northern Colo.	62 73							

Non-Div I Games: Providence (MT) 90 45

Montana

Loss, Non-Conf, S Site, H Home A Away N Neutral



Average RPI Win:	227	WON-LOST	WINNING	LAST 10	STRENGTH OF	OPP. STRENGTH	TEAM	ADJ.	CONF.	ADJ CONF.
Average RPI Loss:	84	RECORD	PCT. RANK	GAMES	SCHEDULE	OF SCHEDULE	RPI	RPI	RPI	RPI
DIV. I ONLY	13- 12	160	1- 0	125	139	136	136	16	16	
DIV. I NON-CONF.	4- 5	190	1- 0	39	97	92	92	12	12	
TOTALS	RPI 1-25	RPI 26-50	W-L RECORDS	RPI 51-100	RPI 101-150	RPI 150+				
13- 12	0- 1	0- 3	OVERALL	0- 5	2- 2	11- 1				
6- 5	0- 0	0- 1	HOME	0- 2	0- 1	6- 1				
6- 7	0- 1	0- 2	AWAY	0- 3	1- 1	5- 0				
1- 0	0- 0	0- 0	NEUTRAL	0- 0	1- 0	0- 0				
4- 5	0- 1	0- 3	NON-CONFERENCE	0- 1	1- 0	3- 0				
2- 1	0- 0	0- 1	HOME	0- 0	0- 0	2- 0				
1- 4	0- 1	0- 2	AWAY	0- 1	0- 0	1- 0				
1- 0	0- 0	0- 0	NEUTRAL	0- 0	1- 0	0- 0				
9- 7	0- 0	0- 0	CONFERENCE	0- 4	1- 2	8- 1				
4- 4	0- 0	0- 0	HOME	0- 2	0- 1	4- 1				
5- 3	0- 0	0- 0	AWAY	0- 2	1- 1	4- 0				
0- 0	0- 0	0- 0	NEUTRAL	0- 0	0- 0	0- 0				

RPI 1-25				RPI 26-50				RPI 51-100				RPI 101+				Team's RPI: 136	
RPI	S	Opponent	Score	RPI	S	Opponent	Score	RPI	S	Opponent	Score	RPI	S	Opponent	Score		
10	A	Marquette	52 100	36	H	South Dakota St.	67 88	77	A	SFA	53 60	114	A	Northern Colo.	79 66		
				47	A	Wyoming	58 66	90	A	Idaho	65 90	114	H	Northern Colo.	73 84		
				48	A	TCU	49 71	90	H	Idaho	66 82	127	A	Portland St.	53 55		
								92	A	Idaho St.	43 61	147	N	Delaware	69 60		
								92	H	Idaho St.	49 62	167	A	Texas St.	67 59		
												170	A	Montana	75 71		
												170	H	Montana	74 52		
												186	A	Eastern Wash.	61 47		
												186	H	Eastern Wash.	87 89		
												231	A	Sacramento St.	69 53		
												251	H	Northern Ariz.	80 70		
												273	H	Long Beach St.	85 62		
												285	H	Southern Utah	69 64		
												319	A	Weber St.	66 59		
												319	H	Weber St.	72 59		
												321	H	Omaha	59 56		
LAST 12 Division I GAMES:																	
				167	A	Texas St.	67 59					114	H	Northern Colo.	73 84		
				170	A	Montana	75 71					170	H	Montana	74 52		
				319	H	Weber St.	72 59					92	A	Idaho St.	43 61		
				92	H	Idaho St.	49 62					319	A	Weber St.	66 59		
				90	A	Idaho	65 90					186	H	Eastern Wash.	87 89		
				186	A	Eastern Wash.	61 47					114	A	Northern Colo.	79 66		

Non-Div I Games: Carroll (MT) 64 48

Montana St.

Loss, Non-Conf, S Site, H Home A Away N Neutral

Average RPI Win:	245	WON-LOST	WINNING	LAST 10	STRENGTH OF	OPP. STRENGTH	TEAM	ADJ.	CONF.	ADJ CONF.
Average RPI Loss:	153	RECORD	PCT. RANK	GAMES	SCHEDULE	OF SCHEDULE	RPI	RPI	RPI	RPI
DIV. I ONLY	18- 9	83	1- 0	212	286	131	131	22	22	
DIV. I NON-CONF.	7- 4	108	0- 0	221	298	139	139	22	22	
TOTALS	RPI 1-25	RPI 26-50	W-L RECORDS	RPI 51-100	RPI 101-150	RPI 150+				
18- 9	0- 2	0- 0	OVERALL	1- 2	1- 0	16- 5				
10- 3	0- 0	0- 0	HOME	0- 1	1- 0	9- 2				
8- 6	0- 2	0- 0	AWAY	1- 1	0- 0	7- 3				
0- 0	0- 0	0- 0	NEUTRAL	0- 0	0- 0	0- 0				
7- 4	0- 2	0- 0	NON-CONFERENCE	1- 0	0- 0	6- 2				
4- 1	0- 0	0- 0	HOME	0- 0	0- 0	4- 1				
3- 3	0- 2	0- 0	AWAY	1- 0	0- 0	2- 1				
0- 0	0- 0	0- 0	NEUTRAL	0- 0	0- 0	0- 0				
11- 5	0- 0	0- 0	CONFERENCE	0- 2	1- 0	10- 3				
6- 2	0- 0	0- 0	HOME	0- 1	1- 0	5- 1				
5- 3	0- 0	0- 0	AWAY	0- 1	0- 0	5- 2				
0- 0	0- 0	0- 0	NEUTRAL	0- 0	0- 0	0- 0				

RPI 1-25				RPI 26-50				RPI 51-100				RPI 101+ Team's RPI: 131			
RPI	S	Opponent	Score	RPI	S	Opponent	Score	RPI	S	Opponent	Score	RPI	S	Opponent	Score
2	A	Baylor	58 96					61	A	Belmont	50 77	132	H	UT Martin	85 75
18	A	Kentucky	57 87					61	H	Belmont	57 77	156	A	Tennessee Tech	73 70
								88	A	Radford	79 72	156	H	Tennessee Tech	77 56
												189	A	N.C. A&T	72 67
												202	A	Jacksonville St.	57 68
												202	H	Jacksonville St.	66 55
												226	A	Gardner-Webb	84 69
												229	H	Southeast Mo. St.	82 54
												237	A	SIUE	73 67
												244	A	Saint Francis (PA)	83 89
												262	H	St. Francis Brooklyn	94 101
												263	A	Austin Peay	80 81
												263	H	Austin Peay	75 84
												266	A	Murray St.	83 61
												295	A	Eastern Ill.	67 57
												297	A	Tennessee St.	85 62
												297	H	Tennessee St.	71 55
												312	H	Valparaiso	68 62
												320	H	Lipscomb	79 44
												328	H	Eastern Ky.	68 52
												333	H	Evansville	85 63
												350	H	Chicago St.	104 68
LAST 12 Division I GAMES:															
156	A	Tennessee Tech	73 70	295	A	Eastern Ill.	67 57								
202	A	Jacksonville St.	57 68	237	A	SIUE	73 67								
328	H	Eastern Ky.	68 52	202	H	Jacksonville St.	66 55								
263	H	Austin Peay	75 84	156	H	Tennessee Tech	77 56								
61	H	Belmont	57 77	132	H	UT Martin	85 75								
297	H	Tennessee St.	71 55	229	H	Southeast Mo. St.	82 54								

Non-Div I Games: Alice Lloyd 121 56 Ky. Christian 119 28

Morehead St.

Loss, Non-Conf, S Site, H Home A Away N Neutral

Average RPI Win: <b>329</b>	WON-LOST	WINNING	LAST 10	STRENGTH OF	OPP. STRENGTH	TEAM	ADJ.	CONF.	ADJ CONF.
Average RPI Loss: <b>187</b>	RECORD	PCT. RANK	GAMES	SCHEDULE	OF SCHEDULE	RPI	RPI	RPI	RPI
DIV. I ONLY	7- 17	276	0- 1	279	347	303	303	32	32
DIV. I NON-CONF.	1- 11	335	0- 1	164	238	324	324	32	32
TOTALS	RPI 1-25	RPI 26-50	W-L RECORDS	RPI 51-100	RPI 101-150	RPI 150+			
7- 17	0- 1	0- 1	OVERALL	0- 2	0- 3	7- 10			
4- 5	0- 0	0- 0	HOME	0- 0	0- 0	4- 5			
3- 9	0- 0	0- 1	AWAY	0- 2	0- 2	3- 4			
0- 3	0- 1	0- 0	NEUTRAL	0- 0	0- 1	0- 1			
1- 11	0- 1	0- 1	NON-CONFERENCE	0- 2	0- 3	1- 4			
1- 2	0- 0	0- 0	HOME	0- 0	0- 0	1- 2			
0- 6	0- 0	0- 1	AWAY	0- 2	0- 2	0- 1			
0- 3	0- 1	0- 0	NEUTRAL	0- 0	0- 1	0- 1			
6- 6	0- 0	0- 0	CONFERENCE	0- 0	0- 0	6- 6			
3- 3	0- 0	0- 0	HOME	0- 0	0- 0	3- 3			
3- 3	0- 0	0- 0	AWAY	0- 0	0- 0	3- 3			
0- 0	0- 0	0- 0	NEUTRAL	0- 0	0- 0	0- 0			

RPI 1-25				RPI 26-50				RPI 51-100				RPI 101+ Team's RPI: 303			
RPI	S	Opponent	Score	RPI	S	Opponent	Score	RPI	S	Opponent	Score	RPI	S	Opponent	Score
13	N	Maryland	44 68	41	A	Michigan	47 70	69	A	West Virginia	37 72	106	N	Georgia	33 60
								77	A	SFA	42 69	115	A	Hartford	59 80
												123	A	Western Ky.	43 90
												189	A	N.C. A&T	29 62
												195	H	UMES	68 73
												209	H	Bethune-Cookman	69 73
												227	A	Howard	56 79
												261	N	Niagara	57 67
												265	H	Norfolk St.	49 64
												310	A	South Carolina St.	63 61
												310	H	South Carolina St.	62 51
												314	H	UMBC	68 73
												316	A	FIU	50 59
												318	H	Central Conn. St.	36 60
												323	H	UMass Lowell	61 49
												331	A	Coppin St.	74 57
												336	A	N.C. Central	65 62
												345	H	Florida A&M	75 71
												349	A	Savannah St.	35 53
												349	H	Savannah St.	63 47
LAST 12 Division I GAMES:															
				261	N	Niagara	57 67					209	H	Bethune-Cookman	69 73
				265	H	Norfolk St.	49 64					336	A	N.C. Central	65 62
				349	A	Savannah St.	35 53					189	A	N.C. A&T	29 62
				310	A	South Carolina St.	63 61					227	A	Howard	56 79
				331	A	Coppin St.	74 57					310	H	South Carolina St.	62 51
				345	H	Florida A&M	75 71					349	H	Savannah St.	63 47

Non-Div I Games: Lincoln (PA) 46 **51** Washington Adventis60 43

Morgan St.

**Loss**, **Non-Conf**, **S Site**, **H Home** **A Away** **N Neutral**

Average RPI Win: 255		WON-LOST	WINNING	LAST 10	STRENGTH OF	OPP. STRENGTH	TEAM	ADJ.	CONF.	ADJ CONF.
Average RPI Loss: 216		RECORD	PCT. RANK	GAMES	SCHEDULE	OF SCHEDULE	RPI	RPI	RPI	RPI
DIV. I ONLY		11- 13	202	0- 1	298	337	249	249	31	31
DIV. I NON-CONF.		5- 5	162	0- 0	133	257	120	120	31	31
TOTALS	RPI 1-25	RPI 26-50		W-L RECORDS		RPI 51-100	RPI 101-150	RPI 150+		
11- 13	0- 0	0- 1		OVERALL		1- 1	1- 1	9- 10		
7- 3	0- 0	0- 0		HOME		1- 0	1- 0	5- 3		
4- 10	0- 0	0- 1		AWAY		0- 1	0- 1	4- 7		
0- 0	0- 0	0- 0		NEUTRAL		0- 0	0- 0	0- 0		
5- 5	0- 0	0- 1		NON-CONFERENCE		1- 1	1- 1	3- 2		
2- 1	0- 0	0- 0		HOME		1- 0	1- 0	0- 1		
3- 4	0- 0	0- 1		AWAY		0- 1	0- 1	3- 1		
0- 0	0- 0	0- 0		NEUTRAL		0- 0	0- 0	0- 0		
6- 8	0- 0	0- 0		CONFERENCE		0- 0	0- 0	6- 8		
5- 2	0- 0	0- 0		HOME		0- 0	0- 0	5- 2		
1- 6	0- 0	0- 0		AWAY		0- 0	0- 0	1- 6		
0- 0	0- 0	0- 0		NEUTRAL		0- 0	0- 0	0- 0		

RPI 1-25				RPI 26-50				RPI 51-100				RPI 101+ Team's RPI: 249			
RPI	S	Opponent	Score	RPI	S	Opponent	Score	RPI	S	Opponent	Score	RPI	S	Opponent	Score
				41	A	Michigan	40 88	57	A	Virginia Tech	51 83	109	H	Towson	87 78
								88	H	Radford	89 77	150	A	Duquesne	64 73
												187	A	Rider	67 85
												195	H	UMES	73 86
												196	A	Robert Morris	58 70
												196	H	Robert Morris	61 55
												219	A	Sacred Heart	41 76
												226	A	Gardner-Webb	69 62
												244	A	Saint Francis (PA)	66 68
												244	H	Saint Francis (PA)	72 83
												262	H	St. Francis Brooklyn	78 75
												296	A	Loyola Maryland	77 67
												300	A	Wagner	76 92
												300	H	Wagner	81 66
												311	A	Bryant	59 77
												311	H	Bryant	68 73
												314	A	UMBC	65 52
												318	H	Central Conn. St.	84 53
												347	A	Fairleigh Dickinson	63 47
												348	A	LIU Brooklyn	61 71
												348	H	LIU Brooklyn	61 45
LAST 12 Division I GAMES:															
				311	A	Bryant	59 77	262	H	St. Francis Brooklyn	78 75				
				300	H	Wagner	81 66	348	H	LIU Brooklyn	61 45				
				196	H	Robert Morris	61 55	347	A	Fairleigh Dickinson	63 47				
				348	A	LIU Brooklyn	61 71	300	A	Wagner	76 92				
				219	A	Sacred Heart	41 76	318	H	Central Conn. St.	84 53				
				244	H	Saint Francis (PA)	72 83	311	H	Bryant	68 73				

Non-Div I Games: Washington Col. 74 50

Mt. St. Mary's

Loss, Non-Conf, S Site, H Home A Away N Neutral

Average RPI Win: 263		WON-LOST	WINNING	LAST 10	STRENGTH OF	OPP. STRENGTH	TEAM	ADJ.	CONF.	ADJ CONF.
Average RPI Loss: 166		RECORD	PCT. RANK	GAMES	SCHEDULE	OF SCHEDULE	RPI	RPI	RPI	RPI
DIV. I ONLY		10- 15	229	1- 0	281	215	266	266	22	22
DIV. I NON-CONF.		2- 7	288	0- 0	255	96	311	311	22	22
TOTALS		RPI 1-25	RPI 26-50	W-L RECORDS	RPI 51-100	RPI 101-150	RPI 150+			
10- 15	0- 1		0- 2	OVERALL	0- 1	1- 2	9- 9			
7- 5	0- 0		0- 0	HOME	0- 1	1- 1	6- 3			
3- 10	0- 1		0- 2	AWAY	0- 0	0- 1	3- 6			
0- 0	0- 0		0- 0	NEUTRAL	0- 0	0- 0	0- 0			
2- 7	0- 1		0- 2	NON-CONFERENCE	0- 0	0- 0	2- 4			
2- 2	0- 0		0- 0	HOME	0- 0	0- 0	2- 2			
0- 5	0- 1		0- 2	AWAY	0- 0	0- 0	0- 2			
0- 0	0- 0		0- 0	NEUTRAL	0- 0	0- 0	0- 0			
8- 8	0- 0		0- 0	CONFERENCE	0- 1	1- 2	7- 5			
5- 3	0- 0		0- 0	HOME	0- 1	1- 1	4- 1			
3- 5	0- 0		0- 0	AWAY	0- 0	0- 1	3- 4			
0- 0	0- 0		0- 0	NEUTRAL	0- 0	0- 0	0- 0			

RPI 1-25					RPI 26-50					RPI 51-100					RPI 101+					Team's RPI: 266	
RPI	S	Opponent	Score		RPI	S	Opponent	Score		RPI	S	Opponent	Score		RPI	S	Opponent	Score			
18	A	Kentucky	49	88	40	A	Tennessee	77	98	61	H	Belmont	58	65	131	H	Morehead St.	61	83		
					50	A	Butler	65	86						132	A	UT Martin	67	75		
															132	H	UT Martin	76	73		
															154	H	Southern Ill.	59	65		
															156	A	Tennessee Tech	65	74		
															174	A	Arkansas St.	63	74		
															197	A	Illinois	52	84		
															202	A	Jacksonville St.	64	59		
															229	A	Southeast Mo. St.	64	59		
															229	H	Southeast Mo. St.	82	74		
															237	A	SIUE	54	71		
															237	H	SIUE	81	75		
															263	A	Austin Peay	56	59		
															291	H	Alabama A&M	53	59		
															295	A	Eastern Ill.	67	75		
															295	H	Eastern Ill.	60	51		
															297	H	Tennessee St.	61	65		
															320	H	Lipscomb	97	61		
															328	A	Eastern Ky.	76	63		
															328	H	Eastern Ky.	81	63		
															333	H	Evansville	81	53		
LAST 12 Division I GAMES:																					
					229	H	Southeast Mo. St.	82	74	156	A	Tennessee Tech	65	74							
					132	H	UT Martin	76	73	202	A	Jacksonville St.	64	59							
					263	A	Austin Peay	56	59	297	H	Tennessee St.	61	65							
					328	A	Eastern Ky.	76	63	61	H	Belmont	58	65							
					237	H	SIUE	81	75	237	A	SIUE	54	71							
					295	H	Eastern Ill.	60	51	295	A	Eastern Ill.	67	75							

Non-Div I Games:	Oakland City	113	55	Bethel (TN)	86	50
------------------	--------------	-----	----	-------------	----	----

Murray St.

Loss, Non-Conf, S Site, H Home A Away N Neutral

Average RPI Win:	290	WON-LOST	WINNING	LAST 10	STRENGTH OF	OPP. STRENGTH	TEAM	ADJ.	CONF.	ADJ CONF.
Average RPI Loss:	152	RECORD	PCT. RANK	GAMES	SCHEDULE	OF SCHEDULE	RPI	RPI	RPI	RPI
DIV. I ONLY	15- 9	105	0- 1	328	303	189	189	32	32	
DIV. I NON-CONF.	2- 9	297	0- 1	285	129	306	306	32	32	
TOTALS	RPI 1-25	RPI 26-50	W-L RECORDS	RPI 51-100	RPI 101-150	RPI 150+				
15- 9	0- 0	0- 0	OVERALL	0- 1	0- 5	15- 3				
5- 3	0- 0	0- 0	HOME	0- 0	0- 3	5- 0				
10- 4	0- 0	0- 0	AWAY	0- 0	0- 1	10- 3				
0- 2	0- 0	0- 0	NEUTRAL	0- 1	0- 1	0- 0				
2- 9	0- 0	0- 0	NON-CONFERENCE	0- 1	0- 5	2- 3				
0- 3	0- 0	0- 0	HOME	0- 0	0- 3	0- 0				
2- 4	0- 0	0- 0	AWAY	0- 0	0- 1	2- 3				
0- 2	0- 0	0- 0	NEUTRAL	0- 1	0- 1	0- 0				
13- 0	0- 0	0- 0	CONFERENCE	0- 0	0- 0	13- 0				
5- 0	0- 0	0- 0	HOME	0- 0	0- 0	5- 0				
8- 0	0- 0	0- 0	AWAY	0- 0	0- 0	8- 0				
0- 0	0- 0	0- 0	NEUTRAL	0- 0	0- 0	0- 0				

RPI 1-25				RPI 26-50				RPI 51-100				RPI 101+				Team's RPI: 189	
RPI	S	Opponent	Score	RPI	S	Opponent	Score	RPI	S	Opponent	Score	RPI	S	Opponent	Score		
								67	N	Maine	52	58	103	H	VCU	48	54
												107	A	Virginia	57	67	
												112	N	Yale	49	59	
												131	H	Morehead St.	67	72	
												148	H	Akron	36	49	
												195	A	UMES	51	49	
												195	H	UMES	70	58	
												209	A	Bethune-Cookman	72	48	
												210	A	Elon	64	73	
												227	A	Howard	63	58	
												235	A	Navy	49	72	
												254	A	ETSU	56	61	
												265	A	Norfolk St.	49	44	
												303	H	Morgan St.	62	29	
												304	A	Fla. Atlantic	67	65	
												310	A	South Carolina St.	58	44	
												310	H	South Carolina St.	59	52	
												331	H	Coppin St.	66	42	
												336	A	N.C. Central	52	49	
												339	A	Western Caro.	69	51	
												341	A	Delaware St.	67	47	
												341	H	Delaware St.	72	49	
												345	A	Florida A&M	56	48	
LAST 12 Division I GAMES:																	
				112	N	Yale	49	59	209	A	Bethune-Cookman	72	48				
				310	H	South Carolina St.	59	52	345	A	Florida A&M	56	48				
				265	A	Norfolk St.	49	44	336	A	N.C. Central	52	49				
				227	A	Howard	63	58	331	H	Coppin St.	66	42				
				195	H	UMES	70	58	303	H	Morgan St.	62	29				
				341	H	Delaware St.	72	49	195	A	UMES	51	49				

Non-Div I Games: Winston-Salem 60 56 Johnson C. Smith 50 53

N.C. A&T

Loss, Non-Conf, S Site, H Home A Away N Neutral

N.C. Central

Through Games Of Feb. 23, 2019

Average RPI Win:	325	WON-LOST	WINNING	LAST 10	STRENGTH OF	OPP. STRENGTH	TEAM	ADJ.	CONF.	ADJ CONF.
Average RPI Loss:	211	RECORD	PCT. RANK	GAMES	SCHEDULE	OF SCHEDULE	RPI	RPI	RPI	RPI
DIV. I ONLY	7- 19	288	1- 0	340	343	336	336	32	32	
DIV. I NON-CONF.	2- 10	311	0- 0	278	258	339	339	32	32	
TOTALS	RPI 1-25	RPI 26-50	W-L RECORDS	RPI 51-100	RPI 101-150	RPI 150+				
7- 19	0- 1	0- 0	OVERALL	0- 0	0- 3	7- 15				
5- 8	0- 0	0- 0	HOME	0- 0	0- 1	5- 7				
2- 10	0- 1	0- 0	AWAY	0- 0	0- 2	2- 7				
0- 1	0- 0	0- 0	NEUTRAL	0- 0	0- 0	0- 1				
2- 10	0- 1	0- 0	NON-CONFERENCE	0- 0	0- 3	2- 6				
2- 4	0- 0	0- 0	HOME	0- 0	0- 1	2- 3				
0- 5	0- 1	0- 0	AWAY	0- 0	0- 2	0- 2				
0- 1	0- 0	0- 0	NEUTRAL	0- 0	0- 0	0- 1				
5- 9	0- 0	0- 0	CONFERENCE	0- 0	0- 0	5- 9				
3- 4	0- 0	0- 0	HOME	0- 0	0- 0	3- 4				
2- 5	0- 0	0- 0	AWAY	0- 0	0- 0	2- 5				
0- 0	0- 0	0- 0	NEUTRAL	0- 0	0- 0	0- 0				

RPI 1-25			RPI 26-50			RPI 51-100			RPI 101+			Team's RPI: 336
RPI	S	Opponent	Score	RPI	S	Opponent	Score	RPI	S	Opponent	Score	
8	A	Iowa	39 106					120	A	High Point	69 80	
								124	H	UNCW	82 89	
								135	A	Georgia St.	54 65	
								163	H	Coastal Caro.	66 89	
								189	H	N.C. A&T	49 52	
								195	A	UMES	49 59	
								195	H	UMES	61 69	
								200	A	Memphis	56 77	
								209	A	Bethune-Cookman	54 72	
								209	H	Bethune-Cookman	50 67	
								210	H	Elon	54 83	
								227	A	Howard	70 80	
								260	H	Wofford	66 59	
								265	A	Norfolk St.	48 62	
								279	A	Winthrop	41 66	
								294	N	Kennesaw St.	54 78	
								302	H	UNC Greensboro	66 57	
								303	H	Morgan St.	62 65	
								331	H	Coppin St.	62 57	
								341	A	Delaware St.	61 71	
								341	H	Delaware St.	65 64	
								344	H	USC Upstate	63 82	
								345	A	Florida A&M	64 57	
								349	A	Savannah St.	71 67	
								349	H	Savannah St.	77 65	
LAST 12 Division I GAMES:												
349	H	Savannah St.	77 65	209	A	Bethune-Cookman	54 72					
227	A	Howard	70 80	349	A	Savannah St.	71 67					
265	A	Norfolk St.	48 62	189	H	N.C. A&T	49 52					
341	H	Delaware St.	65 64	303	H	Morgan St.	62 65					
195	H	UMES	61 69	331	H	Coppin St.	62 57					
345	A	Florida A&M	64 57	341	A	Delaware St.	61 71					

Non-Div I Games: Wilberforce 55 49

N.C. Central

Loss, Non-Conf, S Site, H Home A Away N Neutral

RPI 1-25				Team's RPI: 9		RPI 26-50				RPI 51-100				RPI 101+			
RPI	S	Opponent	Score	RPI	S	Opponent	Score	RPI	S	Opponent	Score	RPI	S	Opponent	Score		
1	H	Notre Dame	72 95	26	H	North Carolina	51 64	57	H	Virginia Tech	70 61	107	A	Virginia	66 38		
11	A	Syracuse	77 73	35	A	Georgia Tech	68 60	61	H	Belmont	77 62	118	A	Wake Forest	59 50		
19	A	Florida St.	70 75	41	H	Michigan	66 55	67	H	Maine	84 46	118	H	Wake Forest	80 46		
				42	H	Clemson	54 51	85	H	Kent St.	78 61	122	A	Boston College	85 69		
				45	N	Michigan St.	78 74	88	H	Radford	75 58	126	H	Pittsburgh	63 34		
								89	H	Old Dominion	85 56	140	H	Davidson	75 45		
								91	H	Duke	63 51	164	A	Chattanooga	78 58		
								99	A	Georgetown	76 65	190	N	George Washington	69 61		
												203	H	Vanderbilt	74 54		
												208	H	Hampton	83 51		
LAST 12 Division I GAMES:																	
118	H	Wake Forest	80 46	35	A	Georgia Tech	68 60										
1	H	Notre Dame	72 95	42	H	Clemson	54 51										
11	A	Syracuse	77 73	57	H	Virginia Tech	70 61										
19	A	Florida St.	70 75	107	A	Virginia	66 38										
26	H	North Carolina	51 64	126	H	Pittsburgh	63 34										
118	A	Wake Forest	59 50	122	A	Boston College	85 69										

Page 184



Average RPI Win:	311	WON-LOST	WINNING	LAST 10	STRENGTH OF	OPP. STRENGTH	TEAM	ADJ.	CONF.	ADJ CONF.
Average RPI Loss:	194	RECORD	PCT. RANK	GAMES	SCHEDULE	OF SCHEDULE	RPI	RPI	RPI	RPI
DIV. I ONLY	5- 21	319	0- 1	257	317	325	325	24	24	
DIV. I NON-CONF.	3- 10	278	0- 0	288	341	317	317	26	26	
TOTALS	RPI 1-25	RPI 26-50	W-L RECORDS	RPI 51-100	RPI 101-150	RPI 150+				
5- 21	0- 0	0- 0	OVERALL	0- 5	0- 1	5- 15				
3- 9	0- 0	0- 0	HOME	0- 2	0- 1	3- 6				
2- 12	0- 0	0- 0	AWAY	0- 3	0- 0	2- 9				
0- 0	0- 0	0- 0	NEUTRAL	0- 0	0- 0	0- 0				
3- 10	0- 0	0- 0	NON-CONFERENCE	0- 3	0- 1	3- 6				
1- 4	0- 0	0- 0	HOME	0- 1	0- 1	1- 2				
2- 6	0- 0	0- 0	AWAY	0- 2	0- 0	2- 4				
0- 0	0- 0	0- 0	NEUTRAL	0- 0	0- 0	0- 0				
2- 11	0- 0	0- 0	CONFERENCE	0- 2	0- 0	2- 9				
2- 5	0- 0	0- 0	HOME	0- 1	0- 0	2- 4				
0- 6	0- 0	0- 0	AWAY	0- 1	0- 0	0- 5				
0- 0	0- 0	0- 0	NEUTRAL	0- 0	0- 0	0- 0				

RPI 1-25				RPI 26-50				RPI 51-100				RPI 101+				Team's RPI: 325	
RPI	S	Opponent	Score	RPI	S	Opponent	Score	RPI	S	Opponent	Score	RPI	S	Opponent	Score		
								64	A	Penn	42	85	115	H	Hartford	53	84
								69	A	West Virginia	50	95	180	A	North Ala.	60	72
								73	A	FGCU	42	61	180	H	North Ala.	54	77
								73	H	FGCU	35	67	187	A	Rider	46	67
								85	H	Kent St.	40	57	193	A	Stetson	48	74
													193	H	Stetson	47	56
													214	A	Liberty	47	58
													227	A	Howard	57	77
													229	H	Southeast Mo. St.	58	68
													230	A	Jacksonville	55	69
													230	H	Jacksonville	56	61
													253	A	Colgate	71	53
													268	H	North Florida	59	78
													282	H	Vermont	63	71
													294	A	Kennesaw St.	47	70
													294	H	Kennesaw St.	66	60
													320	H	Lipscomb	80	67
													339	H	Western Caro.	79	71
													340	A	Saint Peter's	57	70
													347	A	Fairleigh Dickinson	43	64
													348	A	LIU Brooklyn	72	51
LAST 12 Division I GAMES:																	
230	A	Jacksonville	55	69	73	H	FGCU	35	67								
193	H	Stetson	47	56	180	H	North Ala.	54	77								
268	H	North Florida	59	78	193	A	Stetson	48	74								
73	A	FGCU	42	61	230	H	Jacksonville	56	61								
294	A	Kennesaw St.	47	70	320	H	Lipscomb	80	67								
214	A	Liberty	47	58	180	A	North Ala.	60	72								

Non-Div I Games:

NJIT

■ Loss, 
 ■ Non-Conf, 
 ■ S Site, 
 ■ H Home 
 ■ A Away 
 N Neutral

Average RPI Win: <b>247</b>	WON-LOST	WINNING	LAST 10	STRENGTH OF	OPP. STRENGTH	TEAM	ADJ.	CONF.	ADJ CONF.
Average RPI Loss: <b>175</b>	RECORD	PCT. RANK	GAMES	SCHEDULE	OF SCHEDULE	RPI	RPI	RPI	RPI
DIV. I ONLY	9- 15	250	0- 1	163	290	235	235	18	18
DIV. I NON-CONF.	4- 5	190	0- 0	126	330	180	180	21	21
TOTALS	RPI 1-25	RPI 26-50	W-L RECORDS	RPI 51-100	RPI 101-150	RPI 150+			
9- 15	0- 0	0- 0	OVERALL	0- 3	0- 4	9- 8			
5- 7	0- 0	0- 0	HOME	0- 3	0- 2	5- 2			
4- 8	0- 0	0- 0	AWAY	0- 0	0- 2	4- 6			
0- 0	0- 0	0- 0	NEUTRAL	0- 0	0- 0	0- 0			
4- 5	0- 0	0- 0	NON-CONFERENCE	0- 1	0- 2	4- 2			
2- 2	0- 0	0- 0	HOME	0- 1	0- 1	2- 0			
2- 3	0- 0	0- 0	AWAY	0- 0	0- 1	2- 2			
0- 0	0- 0	0- 0	NEUTRAL	0- 0	0- 0	0- 0			
5- 10	0- 0	0- 0	CONFERENCE	0- 2	0- 2	5- 6			
3- 5	0- 0	0- 0	HOME	0- 2	0- 1	3- 2			
2- 5	0- 0	0- 0	AWAY	0- 0	0- 1	2- 4			
0- 0	0- 0	0- 0	NEUTRAL	0- 0	0- 0	0- 0			

RPI S	Opponent	Score	RPI S	Opponent	Score	RPI S	Opponent	Score	RPI S	Opponent	Score	Team's RPI: 235
						52	H Bucknell	43 <b>77</b>	139	A Lehigh	55 <b>66</b>	
						64	H Penn	61 <b>65</b>	139	H Lehigh	38 <b>56</b>	
						81	H American	45 <b>58</b>	145	H Marist	48 <b>72</b>	
									149	A Colorado	43 <b>59</b>	
									155	A Boston U.	55 <b>66</b>	
									155	H Boston U.	35 <b>49</b>	
									184	A Holy Cross	44 <b>47</b>	
									184	H Holy Cross	54 47	
									187	A Rider	66 60	
									189	H N.C. A&T	72 49	
									222	A Monmouth	67 <b>68</b>	
									242	H Saint Joseph's	49 48	
									253	A Colgate	62 49	
									253	H Colgate	67 52	
									265	A Norfolk St.	58 <b>65</b>	
									271	A Army West Point	52 <b>55</b>	
									271	H Army West Point	48 <b>60</b>	
									292	A Air Force	54 47	
									296	A Loyola Maryland	58 46	
									326	A Lafayette	42 <b>55</b>	
									326	H Lafayette	65 53	
LAST 12 Division I GAMES:												
155	A Boston U.	55 <b>66</b>	52	H Bucknell	43 <b>77</b>							
326	H Lafayette	65 53	155	H Boston U.	35 <b>49</b>							
271	H Army West Point	48 <b>60</b>	326	A Lafayette	42 <b>55</b>							
184	A Holy Cross	44 <b>47</b>	271	A Army West Point	52 <b>55</b>							
253	H Colgate	67 52	184	H Holy Cross	54 47							
139	A Lehigh	55 <b>66</b>	253	A Colgate	62 49							

Non-Div I Games: Catholic 81 36

Navy

## Nebraska

Through Games Of Feb. 23, 2019

Average RPI Win:	136	WON-LOST	WINNING	LAST 10	STRENGTH OF	OPP. STRENGTH	TEAM	ADJ.	CONF.	ADJ CONF.
Average RPI Loss:	58	RECORD	PCT. RANK	GAMES	SCHEDULE	OF SCHEDULE	RPI	RPI	RPI	RPI
DIV. I ONLY	13- 14	183	1- 0	26	47	79	79	4	4	
DIV. I NON-CONF.	5- 6	177	0- 0	103	31	150	150	6	6	
TOTALS	RPI 1-25	RPI 26-50	W-L RECORDS	RPI 51-100	RPI 101-150	RPI 150+				
13- 14	0- 7	2- 2	OVERALL	4- 1	3- 3	4- 1				
8- 5	0- 3	2- 1	HOME	1- 0	2- 1	3- 0				
4- 9	0- 4	0- 1	AWAY	2- 1	1- 2	1- 1				
1- 0	0- 0	0- 0	NEUTRAL	1- 0	0- 0	0- 0				
5- 6	0- 3	0- 0	NON-CONFERENCE	1- 1	1- 2	3- 0				
4- 1	0- 1	0- 0	HOME	0- 0	1- 0	3- 0				
0- 5	0- 2	0- 0	AWAY	0- 1	0- 2	0- 0				
1- 0	0- 0	0- 0	NEUTRAL	1- 0	0- 0	0- 0				
8- 8	0- 4	2- 2	CONFERENCE	3- 0	2- 1	1- 1				
4- 4	0- 2	2- 1	HOME	1- 0	1- 1	0- 0				
4- 4	0- 2	0- 1	AWAY	2- 0	1- 0	1- 1				
0- 0	0- 0	0- 0	NEUTRAL	0- 0	0- 0	0- 0				

RPI 1-25				RPI 26-50				RPI 51-100 Team's RPI: 79				RPI 101+			
RPI	S	Opponent	Score	RPI	S	Opponent	Score	RPI	S	Opponent	Score	RPI	S	Opponent	Score
3	A	Louisville	68 85	41	A	Michigan	61 67	72	A	Purdue	84 64	101	A	Creighton	65 74
8	A	Iowa	71 77	41	H	Michigan	70 56	72	H	Purdue	67 61	105	H	Minnesota	63 57
13	A	Maryland	63 89	44	H	Indiana	78 82	75	A	Ohio St.	78 69	117	A	Northwestern	71 64
13	H	Maryland	63 81	45	H	Michigan St.	82 71	86	A	Arkansas	80 84	117	H	Northwestern	54 58
20	A	Miami (FL)	68 82					88	N	Radford	77 39	141	H	Kansas	58 52
23	H	Drake	77 83									142	A	Washington St.	84 87
25	H	Rutgers	56 62									160	H	Denver	96 71
LAST 12 Division I GAMES:															
117	A	Northwestern	71 64	72	A	Purdue	84 64								
45	H	Michigan St.	82 71	181	A	Wisconsin	69 70								
13	A	Maryland	63 89	117	H	Northwestern	54 58								
72	H	Purdue	67 61	105	H	Minnesota	63 57								
41	A	Michigan	61 67	197	A	Illinois	77 67								
44	H	Indiana	78 82	25	H	Rutgers	56 62								

Non-Div I Games:

Nebraska

■ Loss, 
■ Non-Conf, S Site, 
■ Home 
■ Away 
N Neutral

Average RPI Win: <b>249</b>	WON-LOST	WINNING	LAST 10	STRENGTH OF	OPP. STRENGTH	TEAM	ADJ.	CONF.	ADJ CONF.
Average RPI Loss: <b>106</b>	RECORD	PCT. RANK	GAMES	SCHEDULE	OF SCHEDULE	RPI	RPI	RPI	RPI
DIV. I ONLY	9- 15	250	0- 1	147	123	213	213	15	15
DIV. I NON-CONF.	3- 7	256	0- 1	238	79	285	285	14	14
TOTALS	RPI 1-25	RPI 26-50	W-L RECORDS	RPI 51-100	RPI 101-150	RPI 150+			
9- 15	0- 0	0- 3	OVERALL	0- 6	1- 3	8- 3			
5- 8	0- 0	0- 2	HOME	0- 3	0- 3	5- 0			
4- 5	0- 0	0- 1	AWAY	0- 1	1- 0	3- 3			
0- 2	0- 0	0- 0	NEUTRAL	0- 2	0- 0	0- 0			
3- 7	0- 0	0- 0	NON-CONFERENCE	0- 4	0- 2	3- 1			
2- 4	0- 0	0- 0	HOME	0- 2	0- 2	2- 0			
1- 1	0- 0	0- 0	AWAY	0- 0	0- 0	1- 1			
0- 2	0- 0	0- 0	NEUTRAL	0- 2	0- 0	0- 0			
6- 8	0- 0	0- 3	CONFERENCE	0- 2	1- 1	5- 2			
3- 4	0- 0	0- 2	HOME	0- 1	0- 1	3- 0			
3- 4	0- 0	0- 1	AWAY	0- 1	1- 0	2- 2			
0- 0	0- 0	0- 0	NEUTRAL	0- 0	0- 0	0- 0			

N  
e  
v  
a  
d  
aN  
e  
v  
a  
d  
a

RPI 1-25				RPI 26-50				RPI 51-100				RPI 101+				Team's RPI: 213	
RPI	S	Opponent	Score	RPI	S	Opponent	Score	RPI	S	Opponent	Score	RPI	S	Opponent	Score		
				47	H	Wyoming	51 55	51	H	Southern California	51 72	110	A	Fresno St.	57 41		
				49	A	New Mexico	74 85	58	A	Boise St.	65 80	110	H	Fresno St.	63 79		
				49	H	New Mexico	64 66	58	H	Boise St.	74 75	137	H	Texas Tech	67 86		
								59	H	Utah	52 74	149	H	Colorado	52 65		
								84	N	UC Davis	68 84	169	A	Santa Clara	48 56		
								98	N	Northern Ill.	69 98	185	A	Utah St.	76 79		
												205	H	UNLV	70 62		
												224	H	San Diego St.	74 69		
												232	H	Hawaii	79 78		
												273	A	Long Beach St.	76 67		
												275	A	Colorado St.	62 38		
												275	H	Colorado St.	68 57		
												292	A	Air Force	74 79		
												307	A	San Jose St.	52 49		
												343	H	Seattle U	67 54		
LAST 12 Division I GAMES:																	
				98	N	Northern Ill.	69 98	58	A	Boise St.	65 80						
				110	A	Fresno St.	57 41	205	H	UNLV	70 62						
				224	H	San Diego St.	74 69	275	A	Colorado St.	62 38						
				47	H	Wyoming	51 55	292	A	Air Force	74 79						
				49	A	New Mexico	74 85	58	H	Boise St.	74 75						
				275	H	Colorado St.	68 57	110	H	Fresno St.	63 79						

Non-Div I Games: Stanislaus St. 75 52

Nevada

## New Hampshire

Through Games Of Feb. 23, 2019

Average RPI Win:	277	WON-LOST	WINNING	LAST 10	STRENGTH OF	OPP. STRENGTH	TEAM	ADJ.	CONF.	ADJ CONF.
Average RPI Loss:	187	RECORD	PCT. RANK	GAMES	SCHEDULE	OF SCHEDULE	RPI	RPI	RPI	RPI
DIV. I ONLY	5- 21	319	0- 1	205	291	309	309	23	23	
DIV. I NON-CONF.	2- 10	311	0- 0	226	303	329	329	25	25	
TOTALS	RPI 1-25	RPI 26-50	W-L RECORDS	RPI 51-100	RPI 101-150	RPI 150+				
5- 21	0- 0	0- 0	OVERALL	0- 4	0- 4	5- 13				
3- 8	0- 0	0- 0	HOME	0- 2	0- 1	3- 5				
2- 13	0- 0	0- 0	AWAY	0- 2	0- 3	2- 8				
0- 0	0- 0	0- 0	NEUTRAL	0- 0	0- 0	0- 0				
2- 10	0- 0	0- 0	NON-CONFERENCE	0- 2	0- 2	2- 6				
2- 3	0- 0	0- 0	HOME	0- 1	0- 0	2- 2				
0- 7	0- 0	0- 0	AWAY	0- 1	0- 2	0- 4				
0- 0	0- 0	0- 0	NEUTRAL	0- 0	0- 0	0- 0				
3- 11	0- 0	0- 0	CONFERENCE	0- 2	0- 2	3- 7				
1- 5	0- 0	0- 0	HOME	0- 1	0- 1	1- 3				
2- 6	0- 0	0- 0	AWAY	0- 1	0- 1	2- 4				
0- 0	0- 0	0- 0	NEUTRAL	0- 0	0- 0	0- 0				

RPI 1-25				RPI 26-50				RPI 51-100				RPI 101+				Team's RPI: 309	
RPI	S	Opponent	Score	RPI	S	Opponent	Score	RPI	S	Opponent	Score	RPI	S	Opponent	Score		
								67	A	Maine	46	67	105	A	Minnesota	47	70
								67	H	Maine	45	69	115	A	Hartford	49	56
								76	H	Princeton	42	90	115	H	Hartford	48	66
								87	A	Northeastern	54	69	130	A	South Fla.	36	79
												155	A	Boston U.	39	60	
												157	A	Stony Brook	37	67	
												157	H	Stony Brook	63	82	
												184	H	Holy Cross	74	62	
												204	H	Dartmouth	42	62	
												219	H	Sacred Heart	60	71	
												246	A	Binghamton	54	53	
												246	H	Binghamton	62	71	
												247	A	Albany (NY)	41	59	
												276	A	Brown	70	76	
												282	A	Vermont	60	69	
												282	H	Vermont	50	51	
												311	H	Bryant	79	74	
												314	A	UMBC	62	64	
												317	A	North Dakota St.	51	56	
												318	A	Central Conn. St.	47	56	
												323	A	UMass Lowell	56	53	
												323	H	UMass Lowell	54	46	
LAST 12 Division I GAMES:																	
				115	A	Hartford	49	56	247	A	Albany (NY)	41	59				
				157	A	Stony Brook	37	67	314	A	UMBC	62	64				
				282	H	Vermont	50	51	115	H	Hartford	48	66				
				246	A	Binghamton	54	53	282	A	Vermont	60	69				
				323	H	UMass Lowell	54	46	157	H	Stony Brook	63	82				
				67	H	Maine	45	69	323	A	UMass Lowell	56	53				

Non-Div I Games: U New England 68 44

New Hampshire

■ Loss, 
 ■ Non-Conf, 
 ■ S Site, 
 ■ Home 
 ■ A Away 
 N Neutral

Average RPI Win:	186	WON-LOST	WINNING	LAST 10	STRENGTH OF	OPP. STRENGTH	TEAM	ADJ.	CONF.	ADJ CONF.
Average RPI Loss:	148	RECORD	PCT. RANK	GAMES	SCHEDULE	OF SCHEDULE	RPI	RPI	RPI	RPI
DIV. I ONLY	21- 4	14	1- 0	164	148	49	49	15	15	
DIV. I NON-CONF.	10- 1	17	1- 0	65	196	23	23	14	14	
TOTALS	RPI 1-25	RPI 26-50	W-L RECORDS	RPI 51-100	RPI 101-150	RPI 150+				
21- 4	0- 0	1- 0	OVERALL	2- 1	5- 1	13- 2				
14- 1	0- 0	0- 0	HOME	1- 1	4- 0	9- 0				
7- 3	0- 0	1- 0	AWAY	1- 0	1- 1	4- 2				
0- 0	0- 0	0- 0	NEUTRAL	0- 0	0- 0	0- 0				
10- 1	0- 0	0- 0	NON-CONFERENCE	2- 1	4- 0	4- 0				
7- 1	0- 0	0- 0	HOME	1- 1	3- 0	3- 0				
3- 0	0- 0	0- 0	AWAY	1- 0	1- 0	1- 0				
0- 0	0- 0	0- 0	NEUTRAL	0- 0	0- 0	0- 0				
11- 3	0- 0	1- 0	CONFERENCE	0- 0	1- 1	9- 2				
7- 0	0- 0	0- 0	HOME	0- 0	1- 0	6- 0				
4- 3	0- 0	1- 0	AWAY	0- 0	0- 1	3- 2				
0- 0	0- 0	0- 0	NEUTRAL	0- 0	0- 0	0- 0				

RPI S	Opponent	Score	RPI S	Opponent	Score	Team's RPI: 49	RPI S	Opponent	Score	RPI S	Opponent	Score
			47	A Wyoming	78 75		54	H Auburn	76 79	110	A Fresno St.	70 77
							77	H SFA	74 33	110	H Fresno St.	82 73
							97	A Houston	89 84	115	H Hartford	72 65
										134	H Oklahoma	84 80
										146	A New Mexico St.	75 50
										146	H New Mexico St.	83 58
										167	H Texas St.	82 51
										185	A Utah St.	68 64
										185	H Utah St.	74 56
										205	A UNLV	57 66
										205	H UNLV	80 77
										213	A Nevada	66 64
										213	H Nevada	85 74
										224	A San Diego St.	59 61
										224	H San Diego St.	70 62
										231	H Sacramento St.	85 53
										251	A Northern Ariz.	84 55
										275	H Colorado St.	70 58
										277	H UTEP	69 51
										292	H Air Force	78 57
										307	A San Jose St.	79 60
LAST 12 Division I GAMES:												
			77	H SFA	74 33		213	H Nevada	85 74			
			115	H Hartford	72 65		224	A San Diego St.	59 61			
			54	H Auburn	76 79		110	H Fresno St.	82 73			
			185	H Utah St.	74 56		185	A Utah St.	68 64			
			110	A Fresno St.	70 77		205	H UNLV	80 77			
			307	A San Jose St.	79 60		47	A Wyoming	78 75			

Non-Div I Games:

New Mexico

■ Loss, 
 ■ Non-Conf, S Site, 
 ■ Home 
 ■ Away 
 N Neutral

## New Mexico St.

Through Games Of Feb. 23, 2019

Average RPI Win:	277	WON-LOST	WINNING	LAST 10	STRENGTH OF	OPP. STRENGTH	TEAM	ADJ.	CONF.	ADJ CONF.
Average RPI Loss:	140	RECORD	PCT. RANK	GAMES	SCHEDULE	OF SCHEDULE	RPI	RPI	RPI	RPI
DIV. I ONLY	18- 6	47	1- 0	308	334	146	146	30	30	
DIV. I NON-CONF.	6- 5	143	1- 0	171	312	149	149	30	30	
TOTALS	RPI 1-25	RPI 26-50	W-L RECORDS	RPI 51-100	RPI 101-150	RPI 150+				
18- 6	0- 0	0- 2	OVERALL	0- 1	0- 1	18- 2				
7- 2	0- 0	0- 1	HOME	0- 0	0- 0	7- 1				
10- 3	0- 0	0- 1	AWAY	0- 0	0- 1	10- 1				
1- 1	0- 0	0- 0	NEUTRAL	0- 1	0- 0	1- 0				
6- 5	0- 0	0- 2	NON-CONFERENCE	0- 1	0- 1	6- 1				
1- 2	0- 0	0- 1	HOME	0- 0	0- 0	1- 1				
4- 2	0- 0	0- 1	AWAY	0- 0	0- 1	4- 0				
1- 1	0- 0	0- 0	NEUTRAL	0- 1	0- 0	1- 0				
12- 1	0- 0	0- 0	CONFERENCE	0- 0	0- 0	12- 1				
6- 0	0- 0	0- 0	HOME	0- 0	0- 0	6- 0				
6- 1	0- 0	0- 0	AWAY	0- 0	0- 0	6- 1				
0- 0	0- 0	0- 0	NEUTRAL	0- 0	0- 0	0- 0				

RPI 1-25			RPI 26-50			RPI 51-100			RPI 101+ Team's RPI: 146		
RPI	S	Opponent	Score	RPI	S	Opponent	Score	RPI	S	Opponent	Score
49	A	New Mexico	58 83	49	H	New Mexico	50 75	100	N	South Alabama	67 68

Non-Div I Games: Tex. Permian Basin 70 38 Northern N.M. 101 51

New Mexico St.

Loss, Non-Conf, S Site, H Home A Away N Neutral

Average RPI Win:	293	WON-LOST	WINNING	LAST 10	STRENGTH OF	OPP. STRENGTH	TEAM	ADJ.	CONF.	ADJ CONF.
Average RPI Loss:	179	RECORD	PCT. RANK	GAMES	SCHEDULE	OF SCHEDULE	RPI	RPI	RPI	RPI
DIV. I ONLY	8- 13	249	0- 0	330	245	288	288	25	25	
DIV. I NON-CONF.	1- 5	311	0- 0	173	60	246	246	23	23	
TOTALS	RPI 1-25	RPI 26-50	W-L RECORDS	RPI 51-100	RPI 101-150	RPI 150+				
8- 13	0- 1	0- 1	OVERALL	0- 2	0- 1	8- 8				
4- 5	0- 0	0- 0	HOME	0- 1	0- 0	4- 4				
4- 8	0- 1	0- 1	AWAY	0- 1	0- 1	4- 4				
0- 0	0- 0	0- 0	NEUTRAL	0- 0	0- 0	0- 0				
1- 5	0- 1	0- 1	NON-CONFERENCE	0- 0	0- 1	1- 2				
0- 1	0- 0	0- 0	HOME	0- 0	0- 0	0- 1				
1- 4	0- 1	0- 1	AWAY	0- 0	0- 1	1- 1				
0- 0	0- 0	0- 0	NEUTRAL	0- 0	0- 0	0- 0				
7- 8	0- 0	0- 0	CONFERENCE	0- 2	0- 0	7- 6				
4- 4	0- 0	0- 0	HOME	0- 1	0- 0	4- 3				
3- 4	0- 0	0- 0	AWAY	0- 1	0- 0	3- 3				
0- 0	0- 0	0- 0	NEUTRAL	0- 0	0- 0	0- 0				

RPI	S	Opponent	Score	RPI	S	Opponent	Score	RPI	S	Opponent	Score	RPI	S	Opponent	Score	Team's RPI: 288
20	A	Miami (FL)	38 78	34	A	Rice	56 67	60	H	Lamar University	57 79	126	A	Pittsburgh	38 90	
								77	A	SFA	38 97	164	H	Abilene Christian	52 59	
												172	H	Nicholls St.	62 76	
												188	A	Xavier	45 61	
												200	A	Memphis	66 59	
												243	A	A&M-Corpus Christi	51 57	
												243	H	A&M-Corpus Christi	56 54	
												280	H	Central Ark.	60 62	
												301	A	Incarnate Word	69 81	
												301	H	Incarnate Word	58 55	
												306	A	Southeastern La.	61 58	
												315	H	La.-Monroe	44 57	
												322	A	Northwestern St.	67 62	
												322	H	Northwestern St.	84 73	
												324	A	McNeese	64 60	
												324	H	McNeese	88 76	
												342	A	Houston Baptist	74 83	
LAST 12 Division I GAMES:																
324	A	McNeese	64 60	322	A	Northwestern St.	67 62									
306	A	Southeastern La.	61 58	301	A	Incarnate Word	69 81									
243	H	A&M-Corpus Christi	56 54	280	H	Central Ark.	60 62									
172	H	Nicholls St.	62 76	243	A	A&M-Corpus Christi	51 57									
322	H	Northwestern St.	84 73	77	A	SFA	38 97									
301	H	Incarnate Word	58 55	324	H	McNeese	88 76									

Non-Div I Games: Dillard 68 59 Centenary (LA) 104 42 Trinity Baptist 93 38

New Orleans

Loss, Non-Conf, S Site, H Home A Away N Neutral



## Niagara

Through Games Of Feb. 23, 2019

Average RPI Win:	301	WON-LOST	WINNING	LAST 10	STRENGTH OF	OPP. STRENGTH	TEAM	ADJ.	CONF.	ADJ CONF.
Average RPI Loss:	147	RECORD	PCT. RANK	GAMES	SCHEDULE	OF SCHEDULE	RPI	RPI	RPI	RPI
DIV. I ONLY	12- 15	207	1- 0	288	236	261	261	26	26	
DIV. I NON-CONF.	4- 8	241	1- 0	184	135	256	256	27	27	
TOTALS	RPI 1-25	RPI 26-50	W-L RECORDS	RPI 51-100	RPI 101-150	RPI 150+				
12- 15	0- 2	0- 1	OVERALL	0- 3	0- 2	12- 7				
8- 5	0- 0	0- 0	HOME	0- 1	0- 1	8- 3				
3- 9	0- 2	0- 1	AWAY	0- 2	0- 0	3- 4				
1- 1	0- 0	0- 0	NEUTRAL	0- 0	0- 1	1- 0				
4- 8	0- 2	0- 1	NON-CONFERENCE	0- 1	0- 1	4- 3				
3- 2	0- 0	0- 0	HOME	0- 0	0- 0	3- 2				
0- 5	0- 2	0- 1	AWAY	0- 1	0- 0	0- 1				
1- 1	0- 0	0- 0	NEUTRAL	0- 0	0- 1	1- 0				
8- 7	0- 0	0- 0	CONFERENCE	0- 2	0- 1	8- 4				
5- 3	0- 0	0- 0	HOME	0- 1	0- 1	5- 1				
3- 4	0- 0	0- 0	AWAY	0- 1	0- 0	3- 3				
0- 0	0- 0	0- 0	NEUTRAL	0- 0	0- 0	3- 0				

RPI 1-25					RPI 26-50					RPI 51-100					RPI 101+					Team's RPI: 261	
RPI	S	Opponent	Score		RPI	S	Opponent	Score		RPI	S	Opponent	Score		RPI	S	Opponent	Score			
11	A	Syracuse	45	94	46	A	Buffalo	61	88	53	A	Quinnipiac	42	62	112	N	Yale	64	67		
12	A	Iowa St.	35	95						53	H	Quinnipiac	55	96	145	H	Marist	58	87		
										69	A	West Virginia	32	84	222	A	Monmouth	54	76		
															222	H	Monmouth	81	88		
															227	H	Howard	61	68		
															234	H	St. Bonaventure	48	76		
															242	A	Saint Joseph's	54	68		
															246	H	Binghamton	79	72		
															253	H	Colgate	74	69		
															272	A	Siena	61	67		
															284	A	Manhattan	58	54		
															284	H	Manhattan	61	51		
															287	H	Canisius	74	52		
															290	A	Fairfield	54	55		
															290	H	Fairfield	71	68		
															303	N	Morgan St.	67	57		
															327	A	Iona	58	46		
															327	H	Iona	72	53		
															331	H	Coppin St.	71	69		
															340	A	Saint Peter's	75	66		
															340	H	Saint Peter's	81	57		
LAST 12 Division I GAMES:																					
303	N	Morgan St.	67	57	53	A	Quinnipiac	42	62												
112	N	Yale	64	67	327	H	Iona	72	53												
222	H	Monmouth	81	88	340	H	Saint Peter's	81	57												
272	A	Siena	61	67	222	A	Monmouth	54	76												
287	H	Canisius	74	52	284	A	Manhattan	58	54												
290	A	Fairfield	54	55	290	H	Fairfield	71	68												

Non-Div I Games:

Niagara

■ Loss, 
■ Non-Conf, 
■ S Site, 
■ H Home 
■ A Away 
N Neutral

Average RPI Win:	289	WON-LOST	WINNING	LAST 10	STRENGTH OF	OPP. STRENGTH	TEAM	ADJ.	CONF.	ADJ CONF.
Average RPI Loss:	121	RECORD	PCT. RANK	GAMES	SCHEDULE	OF SCHEDULE	RPI	RPI	RPI	RPI
DIV. I ONLY	14- 10	124	0- 1	294	254	172	172	25	25	
DIV. I NON-CONF.	4- 6	212	0- 1	183	145	167	167	23	23	
TOTALS	RPI 1-25	RPI 26-50	W-L RECORDS	RPI 51-100	RPI 101-150	RPI 150+				
14- 10	0- 1	0- 0	OVERALL	0- 4	0- 1	14- 4				
7- 1	0- 0	0- 0	HOME	0- 0	0- 0	7- 1				
6- 8	0- 1	0- 0	AWAY	0- 4	0- 0	6- 3				
1- 1	0- 0	0- 0	NEUTRAL	0- 0	0- 1	1- 0				
4- 6	0- 1	0- 0	NON-CONFERENCE	0- 2	0- 1	4- 2				
1- 0	0- 0	0- 0	HOME	0- 0	0- 0	1- 0				
2- 5	0- 1	0- 0	AWAY	0- 2	0- 0	2- 2				
1- 1	0- 0	0- 0	NEUTRAL	0- 0	0- 1	1- 0				
10- 4	0- 0	0- 0	CONFERENCE	0- 2	0- 0	10- 2				
6- 1	0- 0	0- 0	HOME	0- 0	0- 0	6- 1				
4- 3	0- 0	0- 0	AWAY	0- 2	0- 0	4- 1				
0- 0	0- 0	0- 0	NEUTRAL	0- 0	0- 0	0- 0				

RPI S	Opponent	Score	RPI S	Opponent	Score	RPI S	Opponent	Score	RPI S	Opponent	Score	Team's RPI: 172
2	A Baylor	39 100				54	A Auburn	59 80	147	N Delaware	56 71	
						60	A Lamar University	65 78	153	A Tulane	46 71	
						65	A LSU	44 76	164	A Abilene Christian	66 76	
						77	A SFA	62 70	167	A Texas St.	67 72	
									183	H Sam Houston St.	84 81	
									240	N Texas Southern	58 57	
									243	H A&M-Corpus Christi	85 55	
									277	A UTEP	58 56	
									280	A Central Ark.	64 60	
									280	H Central Ark.	68 52	
									288	A New Orleans	76 62	
									301	H Incarnate Word	86 62	
									306	A Southeastern La.	73 66	
									315	A La.-Monroe	55 54	
									322	H Northwestern St.	97 86	
									324	H McNeese	68 69	
									329	H Mississippi Val.	72 47	
									342	A Houston Baptist	58 55	
									342	H Houston Baptist	77 54	
LAST 12 Division I GAMES:												
147	N Delaware	56 71	288	A New Orleans	76 62							
167	A Texas St.	67 72	306	A Southeastern La.	73 66							
280	H Central Ark.	68 52	60	A Lamar University	65 78							
183	H Sam Houston St.	84 81	243	H A&M-Corpus Christi	85 55							
342	A Houston Baptist	58 55	280	A Central Ark.	64 60							
164	A Abilene Christian	66 76	324	H McNeese	68 69							

Non-Div I Games: Southern-N.O. 86 49 William Carey 86 45

Nicholls St.

Loss, Non-Conf, S Site, H Home A Away N Neutral

Average RPI Win:	305	WON-LOST	WINNING	LAST 10	STRENGTH OF	OPP. STRENGTH	TEAM	ADJ.	CONF.	ADJ CONF.
Average RPI Loss:	180	RECORD	PCT. RANK	GAMES	SCHEDULE	OF SCHEDULE	RPI	RPI	RPI	RPI
DIV. I ONLY	12- 12	171	1- 0	339	315	265	265	32	32	
DIV. I NON-CONF.	3- 8	267	1- 0	293	139	307	307	32	32	
TOTALS	RPI 1-25	RPI 26-50	W-L RECORDS	RPI 51-100	RPI 101-150	RPI 150+				
12- 12	0- 0	0- 0	OVERALL	0- 1	0- 3	12- 8				
6- 4	0- 0	0- 0	HOME	0- 0	0- 0	6- 4				
5- 8	0- 0	0- 0	AWAY	0- 1	0- 3	5- 4				
1- 0	0- 0	0- 0	NEUTRAL	0- 0	0- 0	1- 0				
3- 8	0- 0	0- 0	NON-CONFERENCE	0- 1	0- 3	3- 4				
2- 2	0- 0	0- 0	HOME	0- 0	0- 0	2- 2				
0- 6	0- 0	0- 0	AWAY	0- 1	0- 3	0- 2				
1- 0	0- 0	0- 0	NEUTRAL	0- 0	0- 0	1- 0				
9- 4	0- 0	0- 0	CONFERENCE	0- 0	0- 0	9- 4				
4- 2	0- 0	0- 0	HOME	0- 0	0- 0	4- 2				
5- 2	0- 0	0- 0	AWAY	0- 0	0- 0	5- 2				
0- 0	0- 0	0- 0	NEUTRAL	0- 0	0- 0	0- 0				

RPI 1-25			RPI 26-50			RPI 51-100			RPI 101+ Team's RPI: 265		
RPI	S	Opponent	Score	RPI	S	Opponent	Score	RPI	S	Opponent	Score
								89	A	Old Dominion	53 69

Non-Div I Games: Cheyney 93 40 Saint Augustine's 71 38

Norfolk St.

■ Loss, 
 ■ Non-Conf, 
 ■ S Site, 
 ■ Home 
 ■ A Away 
 N Neutral

Average RPI Win:	276	WON-LOST	WINNING	LAST 10	STRENGTH OF	OPP. STRENGTH	TEAM	ADJ.	CONF.	ADJ CONF.
Average RPI Loss:	173	RECORD	PCT. RANK	GAMES	SCHEDULE	OF SCHEDULE	RPI	RPI	RPI	RPI
DIV. I ONLY	13- 6	74	0- 0	344	263	180	180	24	24	
DIV. I NON-CONF.	5- 1	37	0- 0	351	232	190	190	26	26	
TOTALS	RPI 1-25	RPI 26-50	W-L RECORDS	RPI 51-100	RPI 101-150	RPI 150+				
13- 6	0- 0	0- 0	OVERALL	0- 2	0- 0	13- 4				
5- 2	0- 0	0- 0	HOME	0- 1	0- 0	5- 1				
6- 4	0- 0	0- 0	AWAY	0- 1	0- 0	6- 3				
2- 0	0- 0	0- 0	NEUTRAL	0- 0	0- 0	2- 0				
5- 1	0- 0	0- 0	NON-CONFERENCE	0- 0	0- 0	5- 1				
1- 0	0- 0	0- 0	HOME	0- 0	0- 0	1- 0				
2- 1	0- 0	0- 0	AWAY	0- 0	0- 0	2- 1				
2- 0	0- 0	0- 0	NEUTRAL	0- 0	0- 0	2- 0				
8- 5	0- 0	0- 0	CONFERENCE	0- 2	0- 0	8- 3				
4- 2	0- 0	0- 0	HOME	0- 1	0- 0	4- 1				
4- 3	0- 0	0- 0	AWAY	0- 1	0- 0	4- 2				
0- 0	0- 0	0- 0	NEUTRAL	0- 0	0- 0	0- 0				

RPI 1-25				RPI 26-50				RPI 51-100				RPI 101+ Team's RPI: 180					
RPI	S	Opponent	Score	RPI	S	Opponent	Score	RPI	S	Opponent	Score	RPI	S	Opponent	Score		
								73	A	FGCU	51	76	188	A	Xavier	81	94
								73	H	FGCU	52	68	193	A	Stetson	59	69
													193	H	Stetson	71	55
													203	A	Vanderbilt	74	71
													214	H	Liberty	57	61
													229	N	Southeast Mo. St.	80	67
													230	A	Jacksonville	62	59
													259	H	Alabama St.	68	42
													268	A	North Florida	70	64
													268	H	North Florida	77	62
													294	A	Kennesaw St.	72	74
													294	H	Kennesaw St.	80	55
													320	A	Lipscomb	81	60
													325	A	NJIT	77	54
													325	H	NJIT	72	60
													329	A	Mississippi Val.	86	72
													339	N	Western Caro.	89	66
LAST 12 Division I GAMES:																	
193	A	Stetson	59	69	325	A	NJIT	77	54								
294	A	Kennesaw St.	72	74	294	H	Kennesaw St.	80	55								
214	H	Liberty	57	61	193	H	Stetson	71	55								
268	H	North Florida	77	62	230	A	Jacksonville	62	59								
73	A	FGCU	51	76	325	H	NJIT	72	60								
320	A	Lipscomb	81	60	73	H	FGCU	52	68								

Non-Div I Games: Stillman 99 43 Martin Methodist 79 48 Lane 98 57 Blue Mountain (MS) 70 42 North Ala.

## North Carolina

Through Games Of Feb. 23, 2019

Average RPI Win:	102	WON-LOST	WINNING	LAST 10	STRENGTH OF	OPP. STRENGTH	TEAM	ADJ.	CONF.	ADJ CONF.
Average RPI Loss:	58	RECORD	PCT. RANK	GAMES	SCHEDULE	OF SCHEDULE	RPI	RPI	RPI	RPI
DIV. I ONLY	17- 11	118	1- 0	11	13	26	26	1	1	
DIV. I NON-CONF.	9- 5	104	0- 0	31	68	48	48	1	1	
TOTALS	RPI 1-25	RPI 26-50	W-L RECORDS	RPI 51-100	RPI 101-150	RPI 150+				
17- 11	2- 5	4- 0	OVERALL	2- 4	6- 2	3- 0				
10- 3	1- 1	1- 0	HOME	1- 2	5- 0	2- 0				
4- 6	1- 3	1- 0	AWAY	1- 1	0- 2	1- 0				
3- 2	0- 1	2- 0	NEUTRAL	0- 1	1- 0	0- 0				
9- 5	0- 1	2- 0	NON-CONFERENCE	1- 3	3- 1	3- 0				
5- 1	0- 0	0- 0	HOME	1- 1	2- 0	2- 0				
1- 2	0- 0	0- 0	AWAY	0- 1	0- 1	1- 0				
3- 2	0- 1	2- 0	NEUTRAL	0- 1	1- 0	0- 0				
8- 6	2- 4	2- 0	CONFERENCE	1- 1	3- 1	0- 0				
5- 2	1- 1	1- 0	HOME	0- 1	3- 0	0- 0				
3- 4	1- 3	1- 0	AWAY	1- 0	0- 1	0- 0				
0- 0	0- 0	0- 0	NEUTRAL	0- 0	0- 0	0- 0				

RPI 1-25				RPI 26-50				Team's RPI: 26	RPI 51-100				RPI 101+			
RPI	S	Opponent	Score	RPI	S	Opponent	Score		RPI	S	Opponent	Score	RPI	S	Opponent	Score
1	H	Notre Dame	78 73	31	N	UCLA	83 49		54	N	Auburn	81 86	103	H	VCU	59 47
3	A	Louisville	66 73	34	N	Rice	71 50		57	A	Virginia Tech	81 69	107	H	Virginia	70 53
9	A	NC State	64 51	35	H	Georgia Tech	91 90		67	H	Maine	73 85	118	H	Wake Forest	84 61
11	A	Syracuse	77 90	42	A	Clemson	70 64		75	A	Ohio St.	69 76	122	H	Boston College	93 78
18	N	Kentucky	75 85						85	H	Kent St.	73 60	124	H	UNCW	82 55
19	H	Florida St.	63 64						91	H	Duke	69 85	126	A	Pittsburgh	78 91
20	A	Miami (FL)	68 76										130	N	South Fla.	71 69
													149	A	Colorado	74 86
													210	A	Elon	100 69
													227	H	Howard	85 63
													302	H	UNC Greensboro	83 62
LAST 12 Division I GAMES:																
122	H	Boston College	93 78	35	H	Georgia Tech	91 90		1	H	Notre Dame	78 73				
107	H	Virginia	70 53	57	A	Virginia Tech	81 69		20	A	Miami (FL)	68 76				
126	A	Pittsburgh	78 91	118	H	Wake Forest	84 61		11	A	Syracuse	77 90				
42	A	Clemson	70 64													
91	H	Duke	69 85													
9	A	NC State	64 51													

Non-Div I Games:

North Carolina

■ Loss, 
■ Non-Conf, S Site, 
■ Home 
■ Away 
N Neutral

North Dakota

Through Games Of Feb. 23, 2019

Average RPI Win:	280	WON-LOST	WINNING	LAST 10	STRENGTH OF	OPP. STRENGTH	TEAM	ADJ.	CONF.	ADJ CONF.
Average RPI Loss:	141	RECORD	PCT. RANK	GAMES	SCHEDULE	OF SCHEDULE	RPI	RPI	RPI	RPI
DIV. I ONLY	9- 17	256	0- 1	245	163	248	248	19	19	
DIV. I NON-CONF.	4- 8	241	0- 0	231	93	200	200	19	19	
TOTALS	RPI 1-25	RPI 26-50	W-L RECORDS	RPI 51-100	RPI 101-150	RPI 150+				
9- 17	0- 2	0- 3	OVERALL	0- 1	0- 1	9- 10				
3- 6	0- 0	0- 2	HOME	0- 0	0- 0	3- 4				
4- 11	0- 2	0- 1	AWAY	0- 1	0- 1	4- 6				
2- 0	0- 0	0- 0	NEUTRAL	0- 0	0- 0	2- 0				
4- 8	0- 2	0- 0	NON-CONFERENCE	0- 1	0- 1	4- 4				
0- 1	0- 0	0- 0	HOME	0- 0	0- 0	0- 1				
2- 7	0- 2	0- 0	AWAY	0- 1	0- 1	2- 3				
2- 0	0- 0	0- 0	NEUTRAL	0- 0	0- 0	2- 0				
5- 9	0- 0	0- 3	CONFERENCE	0- 0	0- 0	5- 6				
3- 5	0- 0	0- 2	HOME	0- 0	0- 0	3- 3				
2- 4	0- 0	0- 1	AWAY	0- 0	0- 0	2- 3				
0- 0	0- 0	0- 0	NEUTRAL	0- 0	0- 0	2- 0				

RPI 1-25				RPI 26-50				RPI 51-100				RPI 101+ Team's RPI: 248			
RPI	S	Opponent	Score	RPI	S	Opponent	Score	RPI	S	Opponent	Score	RPI	S	Opponent	Score
11	A	Syracuse	49 85	33	H	South Dakota	50 80	80	A	UNI	60 64	129	A	Penn St.	68 75
12	A	Iowa St.	35 87	36	A	South Dakota St.	58 81					160	A	Denver	66 87
				36	H	South Dakota St.	48 66					160	H	Denver	91 92
												161	A	Illinois St.	55 67
												166	A	Oral Roberts	75 67
												166	H	Oral Roberts	58 80
												193	A	Stetson	63 74
												194	H	Milwaukee	46 64
												225	A	Western Ill.	90 111
												225	H	Western Ill.	80 92
												233	A	Massachusetts	59 52
												245	N	San Francisco	100 97
												255	A	Rhode Island	63 77
												267	N	Western Mich.	62 50
												312	A	Valparaiso	62 56
												317	A	North Dakota St.	57 69
												317	H	North Dakota St.	70 58
												321	A	Omaha	69 68
												321	H	Omaha	68 57
												334	H	Purdue Fort Wayne	79 60
LAST 12 Division I GAMES:															
160	H	Denver	91 92	33	H	South Dakota	50 80								
166	H	Oral Roberts	58 80	317	A	North Dakota St.	57 69								
36	A	South Dakota St.	58 81	36	H	South Dakota St.	48 66								
317	H	North Dakota St.	70 58	225	H	Western Ill.	80 92								
321	A	Omaha	69 68	321	H	Omaha	68 57								
225	A	Western Ill.	90 111	160	A	Denver	66 87								

Non-Div I Games: Mayville St. 84 50

North Dakota

Loss, Non-Conf, S Site, H Home A Away N Neutral

RPI 1-25				RPI 26-50				RPI 51-100				RPI 101+ Team's RPI: 317			
RPI	S	Opponent	Score	RPI	S	Opponent	Score	RPI	S	Opponent	Score	RPI	S	Opponent	Score
				33	H	South Dakota	41 67	95	A	Pacific	68 75	101	H	Creighton	51 86
				36	A	South Dakota St.	33 86	98	A	Northern Ill.	63 81	160	A	Denver	54 81
				36	H	South Dakota St.	48 88					160	H	Denver	67 87
												166	A	Oral Roberts	72 101
												166	H	Oral Roberts	54 65
												176	N	North Texas	78 92
												181	A	Wisconsin	53 64
												193	A	Stetson	59 60
												194	H	Milwaukee	55 57
												225	A	Western Ill.	70 82
												225	H	Western Ill.	68 60
												236	H	UMKC	59 69
												245	N	San Francisco	42 75
												248	A	North Dakota	58 70
												248	H	North Dakota	69 57
												309	H	New Hampshire	56 51
												312	A	Valparaiso	51 48
												321	A	Omaha	61 78
												321	H	Omaha	55 48
												334	H	Purdue Fort Wayne	70 54
LAST 12 Division I GAMES:															
				321	H	Omaha	55 48	166	A	Oral Roberts	72 101				
				36	H	South Dakota St.	48 88	36	A	South Dakota St.	33 86				
				166	H	Oral Roberts	54 65	248	H	North Dakota	69 57				
				160	H	Denver	67 87	160	A	Denver	54 81				
				248	A	North Dakota	58 70	225	H	Western Ill.	68 60				
				225	A	Western Ill.	70 82	321	A	Omaha	61 78				

Non-Div I Games:	Mayville St.	49	43
------------------	--------------	----	----

# North Florida

Through Games Of Feb. 23, 2019

Average RPI Win:	292	WON-LOST	WINNING	LAST 10	STRENGTH OF	OPP. STRENGTH	TEAM	ADJ.	CONF.	ADJ CONF.
Average RPI Loss:	170	RECORD	PCT. RANK	GAMES	SCHEDULE	OF SCHEDULE	RPI	RPI	RPI	RPI
DIV. I ONLY	10- 13	215	1- 0	306	272	268	268	24	24	
DIV. I NON-CONF.	3- 6	241	0- 0	308	259	316	316	26	26	
TOTALS	RPI 1-25	RPI 26-50	W-L RECORDS	RPI 51-100	RPI 101-150	RPI 150+				
10- 13	0- 1	0- 1	OVERALL	0- 2	0- 0	10- 9				
7- 4	0- 0	0- 0	HOME	0- 1	0- 0	7- 3				
3- 9	0- 1	0- 1	AWAY	0- 1	0- 0	3- 6				
0- 0	0- 0	0- 0	NEUTRAL	0- 0	0- 0	0- 0				
3- 6	0- 1	0- 1	NON-CONFERENCE	0- 0	0- 0	3- 4				
3- 1	0- 0	0- 0	HOME	0- 0	0- 0	3- 1				
0- 5	0- 1	0- 1	AWAY	0- 0	0- 0	0- 3				
0- 0	0- 0	0- 0	NEUTRAL	0- 0	0- 0	0- 0				
7- 7	0- 0	0- 0	CONFERENCE	0- 2	0- 0	7- 5				
4- 3	0- 0	0- 0	HOME	0- 1	0- 0	4- 2				
3- 4	0- 0	0- 0	AWAY	0- 1	0- 0	3- 3				
0- 0	0- 0	0- 0	NEUTRAL	0- 0	0- 0	0- 0				

RPI S	Opponent	Score	RPI S	Opponent	Score	RPI S	Opponent	Score	RPI S	Opponent	Score	Team's RPI: 268
19	A Florida St.	53 74	44	A Indiana	52 75	73	A FGCU	48 80	180	A North Ala.	62 77	
						73	H FGCU	66 105	180	H North Ala.	64 70	
									193	H Stetson	71 57	
									198	A Ole Miss	69 82	
									209	A Bethune-Cookman	60 76	
									214	A Liberty	53 69	
									214	H Liberty	66 54	
									230	A Jacksonville	63 75	
									230	H Jacksonville	72 80	
									275	A Colorado St.	59 61	
									291	H Alabama A&M	62 63	
									294	A Kennesaw St.	71 60	
									294	H Kennesaw St.	74 66	
									299	H Charleston So.	82 76	
									316	H FIU	62 53	
									320	A Lipscomb	68 53	
									320	H Lipscomb	72 66	
									325	A NJIT	78 59	
									345	H Florida A&M	64 53	
LAST 12 Division I GAMES:												
214	H Liberty	66 54	294	A Kennesaw St.	71 60							
230	A Jacksonville	63 75	73	A FGCU	48 80							
325	A NJIT	78 59	230	H Jacksonville	72 80							
294	H Kennesaw St.	74 66	214	A Liberty	53 69							
180	A North Ala.	62 77	193	H Stetson	71 57							
320	H Lipscomb	72 66	73	H FGCU	66 105							

Non-Div I Games: Warner 67 36 Trinity Baptist 99 40

North Florida

Loss, Non-Conf, S Site, H Home A Away N Neutral



North Texas

Through Games Of Feb. 23, 2019

Average RPI Win:	226	WON-LOST	WINNING	LAST 10	STRENGTH OF	OPP. STRENGTH	TEAM	ADJ.	CONF.	ADJ CONF.
Average RPI Loss:	113	RECORD	PCT. RANK	GAMES	SCHEDULE	OF SCHEDULE	RPI	RPI	RPI	RPI
DIV. I ONLY	11- 12	191	0- 1	134	141	176	176	14	14	
DIV. I NON-CONF.	4- 5	190	0- 0	196	131	225	225	17	17	
TOTALS	RPI 1-25	RPI 26-50	W-L RECORDS	RPI 51-100	RPI 101-150	RPI 150+				
11- 12	0- 0	0- 5	OVERALL	1- 2	2- 1	8- 4				
7- 5	0- 0	0- 2	HOME	1- 1	1- 0	5- 2				
3- 6	0- 0	0- 2	AWAY	0- 1	1- 1	2- 2				
1- 1	0- 0	0- 1	NEUTRAL	0- 0	0- 0	1- 0				
4- 5	0- 0	0- 3	NON-CONFERENCE	1- 0	0- 0	3- 2				
3- 2	0- 0	0- 1	HOME	1- 0	0- 0	2- 1				
0- 2	0- 0	0- 1	AWAY	0- 0	0- 0	0- 1				
1- 1	0- 0	0- 1	NEUTRAL	0- 0	0- 0	1- 0				
7- 7	0- 0	0- 2	CONFERENCE	0- 2	2- 1	5- 2				
4- 3	0- 0	0- 1	HOME	0- 1	1- 0	3- 1				
3- 4	0- 0	0- 1	AWAY	0- 1	1- 1	2- 1				
0- 0	0- 0	0- 0	NEUTRAL	0- 0	0- 0	0- 0				

RPI S	Opponent	Score	RPI S	Opponent	Score	RPI S	Opponent	Score	RPI S	Opponent	Score	Team's RPI: 176
29	H Texas	54 64	62	A Middle Tenn.	46 61	104	A UAB	60 70				
34	A Rice	52 64	71	H Missouri St.	83 76	119	H Charlotte	68 63				
34	H Rice	47 59	89	H Old Dominion	71 72	123	A Western Ky.	76 67				
37	A Kansas St.	42 60				171	A Louisiana Tech	65 54				
47	N Wyoming	49 53				179	A Southern Miss.	62 48				
						185	H Utah St.	41 57				
						206	A Marshall	55 67				
						228	A SMU	66 73				
						264	H CSU Bakersfield	71 59				
						277	H UTEP	70 51				
						304	H Fla. Atlantic	82 62				
						305	H UTSA	54 57				
						316	H FIU	75 50				
						317	N North Dakota St.	92 78				
						342	H Houston Baptist	100 75				
LAST 12 Division I GAMES:												
34	H Rice	47 59	89	H Old Dominion	71 72							
316	H FIU	75 50	62	A Middle Tenn.	46 61							
304	H Fla. Atlantic	82 62	104	A UAB	60 70							
123	A Western Ky.	76 67	34	A Rice	52 64							
206	A Marshall	55 67	305	H UTSA	54 57							
119	H Charlotte	68 63	277	H UTEP	70 51							

Non-Div I Games: Mid-Amer. Christian82 35 Xavier (LA) 59 46 Okla. Panhandle 93 52

North Texas

Loss, Non-Conf, S Site, H Home A Away N Neutral

## Northeastern

Through Games Of Feb. 23, 2019

Average RPI Win:	189	WON-LOST	WINNING	LAST 10	STRENGTH OF	OPP. STRENGTH	TEAM	ADJ.	CONF.	ADJ CONF.
Average RPI Loss:	108	RECORD	PCT. RANK	GAMES	SCHEDULE	OF SCHEDULE	RPI	RPI	RPI	RPI
DIV. I ONLY	15- 9	105	0- 1	95	154	87	87	10	10	
DIV. I NON-CONF.	10- 1	17	0- 0	176	222	32	32	10	10	
TOTALS	RPI 1-25	RPI 26-50	W-L RECORDS	RPI 51-100	RPI 101-150	RPI 150+				
15- 9	0- 0	0- 2	OVERALL	1- 2	5- 4	9- 1				
10- 2	0- 0	0- 1	HOME	1- 1	3- 0	6- 0				
5- 7	0- 0	0- 1	AWAY	0- 1	2- 4	3- 1				
0- 0	0- 0	0- 0	NEUTRAL	0- 0	0- 0	0- 0				
10- 1	0- 0	0- 0	NON-CONFERENCE	1- 0	3- 1	6- 0				
6- 0	0- 0	0- 0	HOME	1- 0	1- 0	4- 0				
4- 1	0- 0	0- 0	AWAY	0- 0	2- 1	2- 0				
0- 0	0- 0	0- 0	NEUTRAL	0- 0	0- 0	0- 0				
5- 8	0- 0	0- 2	CONFERENCE	0- 2	2- 3	3- 1				
4- 2	0- 0	0- 1	HOME	0- 1	2- 0	2- 0				
1- 6	0- 0	0- 1	AWAY	0- 1	0- 3	1- 1				
0- 0	0- 0	0- 0	NEUTRAL	0- 0	0- 0	0- 0				

RPI S	Opponent	Score	RPI S	Opponent	Score	RPI S	Opponent	Score	RPI S	Opponent	Score
38	A James Madison	49 84	38	H James Madison	51 58	63	A Drexel	45 76	109	A Towson	83 88
						63	H Drexel	59 61	109	H Towson	77 68
						67	H Maine	63 55	111	A Providence	65 59
									113	A Dayton	84 79
									121	H Fordham	58 54
									124	A UNCW	70 83
									145	A Marist	84 90
									147	A Delaware	63 77
									147	H Delaware	75 62
									155	H Boston U.	81 51
									173	H William & Mary	88 74
									210	H Elon	79 71
									217	A Florida	79 66
									233	H Massachusetts	53 52
									241	A Hofstra	61 78
									290	A Fairfield	59 50
									292	H Air Force	54 41
									293	A Col. of Charleston	87 56
									309	H New Hampshire	69 54
LAST 12 Division I GAMES:											
63	A Drexel	45 76	241	A Hofstra	61 78						
147	A Delaware	63 77	147	H Delaware	75 62						
109	H Towson	77 68	63	H Drexel	59 61						
38	H James Madison	51 58	38	A James Madison	49 84						
124	A UNCW	70 83	109	A Towson	83 88						
293	A Col. of Charleston	87 56	173	H William & Mary	88 74						

Non-Div I Games:

Northeastern

■ Loss, 
 ■ Non-Conf, S Site, 
 ■ Home 
 ■ Away 
 N Neutral

Average RPI Win:	229	WON-LOST	WINNING	LAST 10	STRENGTH OF	OPP. STRENGTH	TEAM	ADJ.	CONF.	ADJ CONF.
Average RPI Loss:	154	RECORD	PCT. RANK	GAMES	SCHEDULE	OF SCHEDULE	RPI	RPI	RPI	RPI
DIV. I ONLY	9- 17	256	0- 1	246	146	251	251	16	16	
DIV. I NON-CONF.	4- 5	190	0- 1	258	121	203	203	12	12	
TOTALS	RPI 1-25	RPI 26-50	W-L RECORDS	RPI 51-100	RPI 101-150	RPI 150+				
9- 17	0- 0	0- 1	OVERALL	1- 4	2- 4	6- 8				
4- 6	0- 0	0- 1	HOME	0- 2	1- 1	3- 2				
5- 10	0- 0	0- 0	AWAY	1- 2	1- 3	3- 5				
0- 1	0- 0	0- 0	NEUTRAL	0- 0	0- 0	0- 1				
4- 5	0- 0	0- 1	NON-CONFERENCE	0- 1	2- 0	2- 3				
2- 1	0- 0	0- 1	HOME	0- 0	1- 0	1- 0				
2- 3	0- 0	0- 0	AWAY	0- 1	1- 0	1- 2				
0- 1	0- 0	0- 0	NEUTRAL	0- 0	0- 0	0- 1				
5- 12	0- 0	0- 0	CONFERENCE	1- 3	0- 4	4- 5				
2- 5	0- 0	0- 0	HOME	0- 2	0- 1	2- 2				
3- 7	0- 0	0- 0	AWAY	1- 1	0- 3	2- 3				
0- 0	0- 0	0- 0	NEUTRAL	0- 0	0- 0	0- 0				

RPI S	Opponent	Score	RPI S	Opponent	Score	RPI S	Opponent	Score	RPI S	Opponent	Score	Team's RPI: 251
49	H New Mexico	55 84	68	A Arizona	47 71	108	A Loyola Marymount	63 62				
			90	A Idaho	72 90	110	H Fresno St.	86 73				
			90	H Idaho	69 86	114	A Northern Colo.	53 63				
			92	A Idaho St.	81 77	127	A Portland St.	55 72				
			92	H Idaho St.	69 80	127	H Portland St.	59 74				
						136	A Montana St.	70 80				
						168	A Washington	59 81				
						170	A Montana	62 78				
						186	A Eastern Wash.	76 81				
						186	H Eastern Wash.	62 64				
						228	N SMU	48 55				
						231	A Sacramento St.	61 65				
						231	H Sacramento St.	71 69				
						257	H California Baptist	91 88				
						275	A Colorado St.	54 65				
						285	A Southern Utah	78 69				
						285	H Southern Utah	76 82				
						319	A Weber St.	75 64				
						319	H Weber St.	74 64				
						343	A Seattle U	65 58				
LAST 12 Division I GAMES:												
228	N SMU	48 55	92	A Idaho St.	81 77							
186	A Eastern Wash.	76 81	186	H Eastern Wash.	62 64							
90	A Idaho	72 90	90	H Idaho	69 86							
231	H Sacramento St.	71 69	285	A Southern Utah	78 69							
127	H Portland St.	59 74	114	A Northern Colo.	53 63							
319	A Weber St.	75 64	127	A Portland St.	55 72							

Non-Div I Games:

Northern Ariz.

■ Loss, 
 ■ Non-Conf, S Site, 
 ■ Home 
 ■ Away 
 N Neutral

Average RPI Win:	185	WON-LOST	WINNING	LAST 10	STRENGTH OF	OPP. STRENGTH	TEAM	ADJ.	CONF.	ADJ CONF.
Average RPI Loss:	163	RECORD	PCT. RANK	GAMES	SCHEDULE	OF SCHEDULE	RPI	RPI	RPI	RPI
DIV. I ONLY	16- 8	83	1- 0	203	119	114	114	16	16	
DIV. I NON-CONF.	5- 4	139	0- 0	275	36	147	147	12	12	
TOTALS	RPI 1-25	RPI 26-50	W-L RECORDS	RPI 51-100	RPI 101-150	RPI 150+				
16- 8	0- 0	0- 1	OVERALL	3- 1	2- 3	11- 3				
8- 3	0- 0	0- 0	HOME	2- 0	1- 1	5- 2				
8- 5	0- 0	0- 1	AWAY	1- 1	1- 2	6- 1				
0- 0	0- 0	0- 0	NEUTRAL	0- 0	0- 0	0- 0				
5- 4	0- 0	0- 1	NON-CONFERENCE	0- 1	0- 1	5- 1				
3- 0	0- 0	0- 0	HOME	0- 0	0- 0	3- 0				
2- 4	0- 0	0- 1	AWAY	0- 1	0- 1	2- 1				
0- 0	0- 0	0- 0	NEUTRAL	0- 0	0- 0	0- 0				
11- 4	0- 0	0- 0	CONFERENCE	3- 0	2- 2	6- 2				
5- 3	0- 0	0- 0	HOME	2- 0	1- 1	2- 2				
6- 1	0- 0	0- 0	AWAY	1- 0	1- 1	4- 0				
0- 0	0- 0	0- 0	NEUTRAL	0- 0	0- 0	0- 0				

RPI S	Opponent	Score	RPI S	Opponent	Score	RPI S	Opponent	Score	RPI S	Opponent	Score	Team's RPI: 114
30	A BYU	50 70	65	A LSU	57 62	127	A Portland St.	66 85				
			90	A Idaho	86 72	127	H Portland St.	79 63				
			90	H Idaho	77 72	136	A Montana St.	84 73				
			92	H Idaho St.	60 56	136	H Montana St.	66 79				
						149	A Colorado	69 77				
						160	H Denver	74 66				
						164	H Chattanooga	68 65				
						170	A Montana	73 62				
						186	A Eastern Wash.	67 62				
						186	H Eastern Wash.	72 76				
						228	H SMU	58 57				
						231	A Sacramento St.	71 61				
						231	H Sacramento St.	82 69				
						245	A San Francisco	68 63				
						251	H Northern Ariz.	63 53				
						275	A Colorado St.	53 47				
						285	A Southern Utah	71 44				
						292	A Air Force	57 69				
						319	H Weber St.	54 55				
LAST 12 Division I GAMES:												
90	H Idaho	77 72	285	A Southern Utah	71 44							
186	H Eastern Wash.	72 76	92	H Idaho St.	60 56							
231	A Sacramento St.	71 61	319	H Weber St.	54 55							
127	A Portland St.	66 85	136	H Montana St.	66 79							
136	A Montana St.	84 73	170	A Montana	73 62							
251	H Northern Ariz.	63 53	186	A Eastern Wash.	67 62							

Non-Div I Games:

Northern Colo.

■ Loss, 
 ■ Non-Conf, S Site, 
 ■ Home 
 ■ Away 
 N Neutral

Average RPI Win:	203	WON-LOST	WINNING	LAST 10	STRENGTH OF	OPP. STRENGTH	TEAM	ADJ.	CONF.	ADJ CONF.
Average RPI Loss:	63	RECORD	PCT. RANK	GAMES	SCHEDULE	OF SCHEDULE	RPI	RPI	RPI	RPI
DIV. I ONLY	16- 10	113	1- 0	124	92	98	98	7	7	
DIV. I NON-CONF.	8- 4	91	1- 0	271	126	136	136	8	8	
TOTALS	RPI 1-25	RPI 26-50	W-L RECORDS	RPI 51-100	RPI 101-150	RPI 150+				
16- 10	0- 3	1- 4	OVERALL	2- 1	2- 0	11- 2				
11- 2	0- 1	1- 1	HOME	2- 0	2- 0	6- 0				
3- 8	0- 2	0- 3	AWAY	0- 1	0- 0	3- 2				
2- 0	0- 0	0- 0	NEUTRAL	0- 0	0- 0	2- 0				
8- 4	0- 1	0- 1	NON-CONFERENCE	1- 0	1- 0	6- 2				
6- 0	0- 0	0- 0	HOME	1- 0	1- 0	4- 0				
0- 4	0- 1	0- 1	AWAY	0- 0	0- 0	0- 2				
2- 0	0- 0	0- 0	NEUTRAL	0- 0	0- 0	2- 0				
8- 6	0- 2	1- 3	CONFERENCE	1- 1	1- 0	5- 0				
5- 2	0- 1	1- 1	HOME	1- 0	1- 0	2- 0				
3- 4	0- 1	0- 2	AWAY	0- 1	0- 0	3- 0				
0- 0	0- 0	0- 0	NEUTRAL	0- 0	0- 0	0- 0				

RPI 1-25				RPI 26-50				RPI 51-100 Team's RPI: 98				RPI 101+			
RPI	S	Opponent	Score	RPI	S	Opponent	Score	RPI	S	Opponent	Score	RPI	S	Opponent	Score
12	A	Iowa St.	60 70	32	H	Ohio	53 69	78	H	Toledo	54 52	112	H	Yale	89 80
24	A	Central Mich.	52 76	43	A	Miami (OH)	45 70	80	H	UNI	70 59	148	H	Akron	70 59
24	H	Central Mich.	66 89	43	H	Miami (OH)	82 71	85	A	Kent St.	78 87	154	A	Southern Ill.	73 82
				44	A	Indiana	73 91					170	A	Montana	70 86
				46	A	Buffalo	64 93					201	A	Eastern Mich.	68 65
LAST 12 Division I GAMES:															
213	N	Nevada	98 69	212	A	Ball St.	93 83	216	H	Bowling Green	88 47	295	H	Eastern Ill.	78 59
80	H	UNI	70 59	201	A	Eastern Mich.	68 65	267	H	Western Mich.	77 64	317	H	North Dakota St.	81 63
12	A	Iowa St.	60 70	46	A	Buffalo	64 93	32	H	Ohio	53 69	350	H	Chicago St.	114 52
24	A	Central Mich.	52 76												
78	H	Toledo	54 52												
43	A	Miami (OH)	45 70												

Non-Div I Games:

Northern Ill.

■ Loss, 
 ■ Non-Conf, S Site, 
 ■ Home 
 ■ Away 
 N Neutral

## Northern Ky.

Through Games Of Feb. 23, 2019

Average RPI Win: <b>252</b>	WON-LOST	WINNING	LAST 10	STRENGTH OF	OPP. STRENGTH	TEAM	ADJ.	CONF.	ADJ CONF.
Average RPI Loss: <b>132</b>	RECORD	PCT. RANK	GAMES	SCHEDULE	OF SCHEDULE	RPI	RPI	RPI	RPI
DIV. I ONLY	7- 17	276	1- 0	108	216	250	250	21	21
DIV. I NON-CONF.	0- 9	336	0- 0	49	140	286	286	18	18
TOTALS	RPI 1-25	RPI 26-50	W-L RECORDS	RPI 51-100	RPI 101-150	RPI 150+			
7- 17	0- 1	0- 0	OVERALL	0- 6	2- 5	5- 5			
6- 4	0- 0	0- 0	HOME	0- 3	2- 0	4- 1			
1- 10	0- 1	0- 0	AWAY	0- 3	0- 3	1- 3			
0- 3	0- 0	0- 0	NEUTRAL	0- 0	0- 2	0- 1			
0- 9	0- 1	0- 0	NON-CONFERENCE	0- 2	0- 3	0- 3			
0- 2	0- 0	0- 0	HOME	0- 1	0- 0	0- 1			
0- 4	0- 1	0- 0	AWAY	0- 1	0- 1	0- 1			
0- 3	0- 0	0- 0	NEUTRAL	0- 0	0- 2	0- 1			
7- 8	0- 0	0- 0	CONFERENCE	0- 4	2- 2	5- 2			
6- 2	0- 0	0- 0	HOME	0- 2	2- 0	4- 0			
1- 6	0- 0	0- 0	AWAY	0- 2	0- 2	1- 2			
0- 0	0- 0	0- 0	NEUTRAL	0- 0	0- 0	0- 0			

RPI 1-25				RPI 26-50				RPI 51-100				RPI 101+ Team's RPI: 250			
RPI	S	Opponent	Score	RPI	S	Opponent	Score	RPI	S	Opponent	Score	RPI	S	Opponent	Score
3	A	Louisville	59 <b>92</b>					61	H	Belmont	53 <b>71</b>	102	N	Pepperdine	46 <b>51</b>
								70	A	Wright St.	56 <b>78</b>	111	A	Providence	43 <b>48</b>
								70	H	Wright St.	55 <b>61</b>	125	A	Youngstown St.	66 <b>77</b>
								74	A	Green Bay	42 <b>70</b>	125	H	Youngstown St.	65 62
								74	H	Green Bay	61 <b>81</b>	128	A	IUPUI	48 <b>70</b>
								85	A	Kent St.	61 <b>62</b>	128	H	IUPUI	60 57
												148	N	Akron	60 <b>77</b>
												161	H	Illinois St.	53 <b>58</b>
												194	A	Milwaukee	38 <b>59</b>
												194	H	Milwaukee	55 54
												263	A	Austin Peay	48 <b>52</b>
												278	A	Cleveland St.	47 <b>76</b>
												289	N	La Salle	56 <b>74</b>
												308	H	Oakland	72 50
												332	H	Detroit Mercy	68 56
												337	A	UIC	67 49
												337	H	UIC	78 44
LAST 12 Division I GAMES:															
125	H	Youngstown St.	65 62	308	H	Oakland	72 50								
70	A	Wright St.	56 <b>78</b>	332	H	Detroit Mercy	68 56								
194	A	Milwaukee	38 <b>59</b>	125	A	Youngstown St.	66 <b>77</b>								
74	A	Green Bay	42 <b>70</b>	278	A	Cleveland St.	47 <b>76</b>								
337	H	UIC	78 44	70	H	Wright St.	55 <b>61</b>								
128	H	IUPUI	60 57	74	H	Green Bay	61 <b>81</b>								

Non-Div I Games: Alderson Broadus 73 32

Northern Ky.

■ Loss, 
 ■ Non-Conf, 
 ■ S Site, 
 ■ Home 
 ■ A Away 
 N Neutral

## Northwestern

Through Games Of Feb. 23, 2019

Average RPI Win:	160	WON-LOST	WINNING	LAST 10	STRENGTH OF	OPP. STRENGTH	TEAM	ADJ.	CONF.	ADJ CONF.
Average RPI Loss:	68	RECORD	PCT. RANK	GAMES	SCHEDULE	OF SCHEDULE	RPI	RPI	RPI	RPI
DIV. I ONLY	15- 12	147	0- 1	105	45	117	117	4	4	
DIV. I NON-CONF.	7- 4	108	0- 1	251	40	160	160	6	6	
TOTALS	RPI 1-25	RPI 26-50	W-L RECORDS	RPI 51-100	RPI 101-150	RPI 150+				
15- 12	0- 3	2- 2	OVERALL	4- 3	2- 4	7- 0				
9- 5	0- 1	1- 0	HOME	2- 2	2- 2	4- 0				
5- 6	0- 2	1- 2	AWAY	2- 1	0- 1	2- 0				
1- 1	0- 0	0- 0	NEUTRAL	0- 0	0- 1	1- 0				
7- 4	0- 1	0- 1	NON-CONFERENCE	2- 0	1- 2	4- 0				
4- 2	0- 1	0- 0	HOME	1- 0	1- 1	2- 0				
2- 1	0- 0	0- 1	AWAY	1- 0	0- 0	1- 0				
1- 1	0- 0	0- 0	NEUTRAL	0- 0	0- 1	1- 0				
8- 8	0- 2	2- 1	CONFERENCE	2- 3	1- 2	3- 0				
5- 3	0- 0	1- 0	HOME	1- 2	1- 1	2- 0				
3- 5	0- 2	1- 1	AWAY	1- 1	0- 1	1- 0				
0- 0	0- 0	0- 0	NEUTRAL	0- 0	0- 0	0- 0				

RPI 1-25				RPI 26-50				RPI 51-100				RPI 101+ Team's RPI: 117			
RPI	S	Opponent	Score	RPI	S	Opponent	Score	RPI	S	Opponent	Score	RPI	S	Opponent	Score
10	H	Marquette	57 76	28	A	DePaul	60 76	72	A	Purdue	58 61	105	A	Minnesota	64 73
13	A	Maryland	57 72	41	A	Michigan	78 79	72	H	Purdue	54 57	105	H	Minnesota	54 61
25	A	Rutgers	41 45	44	A	Indiana	75 69	74	A	Green Bay	57 55	126	H	Pittsburgh	49 52
				45	H	Michigan St.	70 62	75	H	Ohio St.	76 59	129	H	Penn St.	78 63
								79	A	Nebraska	58 54	132	H	UT Martin	90 64
								79	H	Nebraska	64 71	141	N	Kansas	57 66
								91	H	Duke	84 58	181	H	Wisconsin	72 46
												197	A	Illinois	64 56
												197	H	Illinois	68 45
												217	A	Florida	83 74
												252	N	Wichita St.	65 43
												337	H	UIC	87 44
												350	H	Chicago St.	97 35
LAST 12 Division I GAMES:															
141	N	Kansas	57 66	75	H	Ohio St.	76 59	105	H	Minnesota	54 61				
79	H	Nebraska	64 71	197	A	Illinois	64 56	79	A	Nebraska	58 54				
72	A	Purdue	58 61	181	H	Wisconsin	72 46	44	A	Indiana	75 69				
129	H	Penn St.	78 63												
105	A	Minnesota	64 73												
13	A	Maryland	57 72												

Non-Div I Games:

Northwestern

■ Loss, 
■ Non-Conf, S Site, 
■ Home 
■ Away 
N Neutral

Average RPI Win:	329	WON-LOST	WINNING	LAST 10	STRENGTH OF	OPP. STRENGTH	TEAM	ADJ.	CONF.	ADJ CONF.
Average RPI Loss:	170	RECORD	PCT. RANK	GAMES	SCHEDULE	OF SCHEDULE	RPI	RPI	RPI	RPI
DIV. I ONLY	5- 16	306	0- 0	287	285	322	322	25	25	
DIV. I NON-CONF.	1- 6	318	0- 0	304	119	340	340	23	23	
TOTALS	RPI 1-25	RPI 26-50	W-L RECORDS	RPI 51-100	RPI 101-150	RPI 150+				
5- 16	0- 0	0- 1	OVERALL	0- 4	0- 2	5- 9				
4- 5	0- 0	0- 0	HOME	0- 2	0- 0	4- 3				
1- 11	0- 0	0- 1	AWAY	0- 2	0- 2	1- 6				
0- 0	0- 0	0- 0	NEUTRAL	0- 0	0- 0	0- 0				
1- 6	0- 0	0- 1	NON-CONFERENCE	0- 1	0- 2	1- 2				
1- 1	0- 0	0- 0	HOME	0- 0	0- 0	1- 1				
0- 5	0- 0	0- 1	AWAY	0- 1	0- 2	0- 1				
0- 0	0- 0	0- 0	NEUTRAL	0- 0	0- 0	0- 0				
4- 10	0- 0	0- 0	CONFERENCE	0- 3	0- 0	4- 7				
3- 4	0- 0	0- 0	HOME	0- 2	0- 0	3- 2				
1- 6	0- 0	0- 0	AWAY	0- 1	0- 0	1- 5				
0- 0	0- 0	0- 0	NEUTRAL	0- 0	0- 0	0- 0				

RPI 1-25				RPI 26-50				RPI 51-100				RPI 101+				Team's RPI: 322	
RPI	S	Opponent	Score	RPI	S	Opponent	Score	RPI	S	Opponent	Score	RPI	S	Opponent	Score		
				29	A	Texas	66 104	60	H	Lamar University	70 94	134	A	Oklahoma	56 93		
								77	A	SFA	56 84	138	A	Alabama	73 87		
								77	H	SFA	67 87	164	H	Abilene Christian	63 72		
								86	A	Arkansas	53 98	172	A	Nicholls St.	86 97		
												179	A	Southern Miss.	54 69		
												183	A	Sam Houston St.	55 66		
												243	A	A&M-Corpus Christi	55 79		
												280	A	Central Ark.	52 74		
												288	A	New Orleans	73 84		
												288	H	New Orleans	62 67		
												306	H	Southeastern La.	58 47		
												315	H	La.-Monroe	55 63		
												324	A	McNeese	89 73		
												324	H	McNeese	82 63		
												342	H	Houston Baptist	63 46		
												351	H	Alcorn	78 65		
LAST 12 Division I GAMES:																	
342	H	Houston Baptist	63 46	288	H	New Orleans	62 67										
77	H	SFA	67 87	306	H	Southeastern La.	58 47										
60	H	Lamar University	70 94	183	A	Sam Houston St.	55 66										
324	A	McNeese	89 73	164	H	Abilene Christian	63 72										
288	A	New Orleans	73 84	77	A	SFA	56 84										
280	A	Central Ark.	52 74	243	A	A&M-Corpus Christi	55 79										

Non-Div I Games: Loyola (LA) 71 66 Central Baptist 82 56 LeTourneau 100 40 Centenary (LA) 94 51 Northwestern St.



Notre Dame

Through Games Of Feb. 23, 2019

Average RPI Win:	66	WON-LOST	WINNING	LAST 10	STRENGTH OF	OPP. STRENGTH	TEAM	ADJ.	CONF.	ADJ CONF.
Average RPI Loss:	17	RECORD	PCT. RANK	GAMES	SCHEDULE	OF SCHEDULE	RPI	RPI	RPI	RPI
DIV. I ONLY	25- 3	5	1- 0	1	2	1	1	1	1	1
DIV. I NON-CONF.	13- 1	9	1- 0	1	6	1	1	1	1	1
TOTALS	RPI 1-25	RPI 26-50	W-L RECORDS	RPI 51-100	RPI 101-150	RPI 150+				
25- 3	8- 2	5- 1	OVERALL	5- 0	6- 0	1- 0				
13- 1	3- 1	1- 0	HOME	3- 0	5- 0	1- 0				
9- 2	2- 1	4- 1	AWAY	2- 0	1- 0	0- 0				
3- 0	3- 0	0- 0	NEUTRAL	0- 0	0- 0	0- 0				
13- 1	5- 1	2- 0	NON-CONFERENCE	3- 0	2- 0	1- 0				
6- 1	1- 1	0- 0	HOME	2- 0	2- 0	1- 0				
4- 0	1- 0	2- 0	AWAY	1- 0	0- 0	0- 0				
3- 0	3- 0	0- 0	NEUTRAL	0- 0	0- 0	0- 0				
12- 2	3- 1	3- 1	CONFERENCE	2- 0	4- 0	0- 0				
7- 0	2- 0	1- 0	HOME	1- 0	3- 0	0- 0				
5- 2	1- 1	2- 1	AWAY	1- 0	1- 0	0- 0				
0- 0	0- 0	0- 0	NEUTRAL	0- 0	0- 0	0- 0				

RPI S	Opponent	Score	RPI S	Opponent	Score	RPI S	Opponent	Score	RPI S	Opponent	Score
3	H Louisville	82 68	26	A North Carolina	73 78	57	A Virginia Tech	80 51	118	H Wake Forest	78 48
5	H UConn	71 89	28	A DePaul	101 77	64	H Penn	75 55	122	A Boston College	97 47
8	H Iowa	105 71	35	A Georgia Tech	76 55	78	A Toledo	72 56	122	H Boston College	92 63
9	A NC State	95 72	35	H Georgia Tech	90 50	82	H Harvard	103 58	123	H Western Ky.	94 53
10	A Marquette	87 63	40	A Tennessee	77 62	91	H Duke	89 61	126	H Pittsburgh	100 44
14	N Gonzaga	81 65	42	A Clemson	101 63				139	H Lehigh	95 68
19	H Florida St.	97 70							246	H Binghamton	103 53
20	A Miami (FL)	65 72									
22	N Oregon St.	91 81									
23	N Drake	82 64									
LAST 12 Division I GAMES:											
22	N Oregon St.	91 81	20	A Miami (FL)	65 72						
23	N Drake	82 64	35	H Georgia Tech	90 50						
91	H Duke	89 61	42	A Clemson	101 63						
9	A NC State	95 72	26	A North Carolina	73 78						
122	A Boston College	97 47	40	A Tennessee	77 62						
19	H Florida St.	97 70	122	H Boston College	92 63						

Non-Div I Games:

Notre Dame

Loss, Non-Conf, S Site, H Home A Away N Neutral

Average RPI Win: 322		WON-LOST	WINNING	LAST 10	STRENGTH OF	OPP. STRENGTH	TEAM	ADJ.	CONF.	ADJ CONF.
Average RPI Loss: 141		RECORD	PCT. RANK	GAMES	SCHEDULE	OF SCHEDULE	RPI	RPI	RPI	RPI
DIV. I ONLY		4- 21	327	0- 1	171	199	308	308	21	21
DIV. I NON-CONF.		1- 8	322	0- 0	32	92	244	244	18	18
TOTALS		RPI 1-25	RPI 26-50	W-L RECORDS	RPI 51-100	RPI 101-150	RPI 150+			
4- 21	0- 1		0- 3	OVERALL	0- 4	0- 5	4- 8			
3- 8	0- 0		0- 3	HOME	0- 1	0- 2	3- 2			
1- 12	0- 1		0- 0	AWAY	0- 3	0- 2	1- 6			
0- 1	0- 0		0- 0	NEUTRAL	0- 0	0- 1	0- 0			
1- 8	0- 1		0- 3	NON-CONFERENCE	0- 1	0- 1	1- 2			
1- 3	0- 0		0- 3	HOME	0- 0	0- 0	1- 0			
0- 4	0- 1		0- 0	AWAY	0- 1	0- 0	0- 2			
0- 1	0- 0		0- 0	NEUTRAL	0- 0	0- 1	0- 0			
3- 13	0- 0		0- 0	CONFERENCE	0- 3	0- 4	3- 6			
2- 5	0- 0		0- 0	HOME	0- 1	0- 2	2- 2			
1- 8	0- 0		0- 0	AWAY	0- 2	0- 2	1- 4			
0- 0	0- 0		0- 0	NEUTRAL	0- 0	0- 0	0- 0			

RPI 1-25				RPI 26-50				RPI 51-100				RPI 101+				Team's RPI: 308	
RPI	S	Opponent	Score	RPI	S	Opponent	Score	RPI	S	Opponent	Score	RPI	S	Opponent	Score		
24	A	Central Mich.	61 104	41	H	Michigan	59 85	70	A	Wright St.	58 69	125	A	Youngstown St.	61 76		
				44	H	Indiana	32 59	74	A	Green Bay	32 72	125	H	Youngstown St.	55 69		
				45	H	Michigan St.	58 102	74	H	Green Bay	53 77	128	A	IUPUI	53 82		
								85	A	Kent St.	65 75	128	H	IUPUI	70 76		
												148	N	Akron	65 85		
												158	A	Bradley	64 73		
												161	A	Illinois St.	56 62		
												194	A	Milwaukee	53 83		
												194	H	Milwaukee	52 79		
												250	A	Northern Ky.	50 72		
												278	A	Cleveland St.	90 98		
												278	H	Cleveland St.	62 64		
												287	H	Canisius	71 60		
												332	A	Detroit Mercy	76 65		
												332	H	Detroit Mercy	74 67		
												337	A	UIC	65 69		
												337	H	UIC	74 57		
LAST 12 Division I GAMES:																	
194	A	Milwaukee	53 83	125	A	Youngstown St.	61 76										
74	A	Green Bay	32 72	250	A	Northern Ky.	50 72										
337	H	UIC	74 57	70	A	Wright St.	58 69										
128	H	IUPUI	70 76	74	H	Green Bay	53 77										
332	A	Detroit Mercy	76 65	194	H	Milwaukee	52 79										
278	A	Cleveland St.	90 98	128	A	IUPUI	53 82										

Non-Div I Games:	Grace Bible (MI)	94	48	Rochester College	64	46
------------------	------------------	----	----	-------------------	----	----

Oakland

■ Loss, ■ Non-Conf, S Site, H Home A Away N Neutral

Average RPI Win: 170		WON-LOST	WINNING	LAST 10	STRENGTH OF	OPP. STRENGTH	TEAM	ADJ.	CONF.	ADJ CONF.
Average RPI Loss: 48		RECORD	PCT. RANK	GAMES	SCHEDULE	OF SCHEDULE	RPI	RPI	RPI	RPI
DIV. I ONLY		22- 3	11	1- 0	141	89	32	32	7	7
DIV. I NON-CONF.		11- 0	1	0- 0	276	159	42	42	8	8
TOTALS		RPI 1-25	RPI 26-50		W-L RECORDS		RPI 51-100	RPI 101-150	RPI 150+	
22- 3	1- 1	1- 1		OVERALL		6- 1	3- 0	11- 0		
11- 2	0- 1	0- 1		HOME		2- 0	2- 0	7- 0		
9- 1	1- 0	1- 0		AWAY		3- 1	1- 0	3- 0		
2- 0	0- 0	0- 0		NEUTRAL		1- 0	0- 0	1- 0		
11- 0	0- 0	0- 0		NON-CONFERENCE		3- 0	2- 0	6- 0		
6- 0	0- 0	0- 0		HOME		1- 0	1- 0	4- 0		
3- 0	0- 0	0- 0		AWAY		1- 0	1- 0	1- 0		
2- 0	0- 0	0- 0		NEUTRAL		1- 0	0- 0	1- 0		
11- 3	1- 1	1- 1		CONFERENCE		3- 1	1- 0	5- 0		
5- 2	0- 1	0- 1		HOME		1- 0	1- 0	3- 0		
6- 1	1- 0	1- 0		AWAY		2- 1	0- 0	2- 0		
0- 0	0- 0	0- 0		NEUTRAL		0- 0	0- 0	0- 0		

RPI S	Opponent	Score	RPI S	Opponent	Score	Team's RPI: 32	RPI S	Opponent	Score	RPI S	Opponent	Score
24	A Central Mich.	78 75	43	H Miami (OH)	61 67		60	N Lamar University	87 62	124	H UNCW	95 72
24	H Central Mich.	70 88	46	A Buffalo	74 71		72	H Purdue	80 73	128	A IUPUI	73 66
							78	A Toledo	50 76	148	H Akron	92 70
							81	A American	77 67	201	H Eastern Mich.	85 44
							85	A Kent St.	69 67	212	A Ball St.	90 75
							85	H Kent St.	83 81	212	H Ball St.	94 62
							98	A Northern Ill.	69 53	216	A Bowling Green	82 79
										234	N St. Bonaventure	70 53
										246	H Binghamton	86 49
										267	H Western Mich.	70 56
										270	A Richmond	109 58
										278	H Cleveland St.	72 54
										328	H Eastern Ky.	100 60
										331	H Coppin St.	87 62
LAST 12 Division I GAMES:												
85	A Kent St.	69 67	43	H Miami (OH)	61 67		216	A Bowling Green	82 79			
267	H Western Mich.	70 56					98	A Northern Ill.	69 53			
78	A Toledo	50 76					201	H Eastern Mich.	85 44			
24	A Central Mich.	78 75					85	H Kent St.	83 81			
148	H Akron	92 70					212	A Ball St.	90 75			
212	H Ball St.	94 62										

Non-Div I Games:

Ohio

Average RPI Win: 120		WON-LOST	WINNING	LAST 10	STRENGTH OF	OPP. STRENGTH	TEAM	ADJ.	CONF.	ADJ CONF.
Average RPI Loss: 63		RECORD	PCT. RANK	GAMES	SCHEDULE	OF SCHEDULE	RPI	RPI	RPI	RPI
DIV. I ONLY		13- 12	160	1- 0	30	21	75	75	4	4
DIV. I NON-CONF.		4- 5	190	0- 0	116	8	184	184	6	6
TOTALS		RPI 1-25	RPI 26-50		W-L RECORDS		RPI 51-100	RPI 101-150	RPI 150+	
13- 12	1- 4	4- 2		OVERALL		1- 3	3- 2	4- 1		
9- 4	0- 2	3- 0		HOME		1- 1	1- 1	4- 0		
4- 6	1- 2	1- 1		AWAY		0- 1	2- 1	0- 1		
0- 2	0- 0	0- 1		NEUTRAL		0- 1	0- 0	0- 0		
4- 5	0- 1	1- 1		NON-CONFERENCE		1- 1	0- 1	2- 1		
4- 1	0- 0	1- 0		HOME		1- 0	0- 1	2- 0		
0- 2	0- 1	0- 0		AWAY		0- 0	0- 0	0- 1		
0- 2	0- 0	0- 1		NEUTRAL		0- 1	0- 0	0- 0		
9- 7	1- 3	3- 1		CONFERENCE		0- 2	3- 1	2- 0		
5- 3	0- 2	2- 0		HOME		0- 1	1- 0	2- 0		
4- 4	1- 1	1- 1		AWAY		0- 1	2- 1	0- 0		
0- 0	0- 0	0- 0		NEUTRAL		0- 0	0- 0	0- 0		

RPI	S	Opponent	Score	RPI	S	Opponent	Score	RPI	S	Opponent	Score	RPI	S	Opponent	Score
5	A	UConn	53 85	26	H	North Carolina	76 69	57	N	Virginia Tech	73 81	105	A	Minnesota	65 55
8	H	Iowa	52 78	41	A	Michigan	58 62	72	A	Purdue	42 60	117	A	Northwestern	59 76
13	A	Maryland	69 75	44	H	Indiana	55 50	79	H	Nebraska	69 78	129	A	Penn St.	76 71
13	H	Maryland	57 70	45	A	Michigan St.	77 70	83	H	Cincinnati	69 56	129	H	Penn St.	78 73
25	A	Rutgers	59 39	45	H	Michigan St.	65 55					130	H	South Fla.	47 71
				50	N	Butler	53 66					168	A	Washington	59 69
LAST 12 Division I GAMES:															
45	A	Michigan St.	77 70	197	H	Illinois	78 70								
181	H	Wisconsin	70 68	105	A	Minnesota	65 55								
25	A	Rutgers	59 39	13	H	Maryland	57 70								
8	H	Iowa	52 78	41	A	Michigan	58 62								
129	H	Penn St.	78 73	129	A	Penn St.	76 71								
117	A	Northwestern	59 76	45	H	Michigan St.	65 55								

Non-Div I Games:

Ohio St.

■ Loss, 
 ■ Non-Conf, 
 ■ S Site, 
 ■ Home 
 ■ A Away 
 N Neutral

Average RPI Win:	186	WON-LOST	WINNING	LAST 10	STRENGTH OF	OPP. STRENGTH	TEAM	ADJ.	CONF.	ADJ CONF.
Average RPI Loss:	50	RECORD	PCT. RANK	GAMES	SCHEDULE	OF SCHEDULE	RPI	RPI	RPI	RPI
DIV. I ONLY	7- 19	288	0- 1	4	27	134	134	3	3	
DIV. I NON-CONF.	4- 7	228	0- 1	35	75	153	153	3	3	
TOTALS	RPI 1-25	RPI 26-50	W-L RECORDS	RPI 51-100	RPI 101-150	RPI 150+				
7- 19	0- 5	0- 8	OVERALL	1- 2	3- 4	3- 0				
5- 7	0- 3	0- 3	HOME	0- 1	3- 0	2- 0				
2- 10	0- 2	0- 4	AWAY	1- 1	0- 3	1- 0				
0- 2	0- 0	0- 1	NEUTRAL	0- 0	0- 1	0- 0				
4- 7	0- 1	0- 3	NON-CONFERENCE	0- 1	1- 2	3- 0				
3- 2	0- 1	0- 1	HOME	0- 0	1- 0	2- 0				
1- 3	0- 0	0- 1	AWAY	0- 1	0- 1	1- 0				
0- 2	0- 0	0- 1	NEUTRAL	0- 0	0- 1	0- 0				
3- 12	0- 4	0- 5	CONFERENCE	1- 1	2- 2	0- 0				
2- 5	0- 2	0- 2	HOME	0- 1	2- 0	0- 0				
1- 7	0- 2	0- 3	AWAY	1- 0	0- 2	0- 0				
0- 0	0- 0	0- 0	NEUTRAL	0- 0	0- 0	0- 0				

RPI 1-25				RPI 26-50				RPI 51-100				RPI 101+ Team's RPI: 134			
RPI	S	Opponent	Score	RPI	S	Opponent	Score	RPI	S	Opponent	Score	RPI	S	Opponent	Score
2	A	Baylor	53 87	28	H	DePaul	76 87	54	A	Auburn	79 95	104	N	UAB	84 89
2	H	Baylor	53 74	29	A	Texas	63 73	69	A	West Virginia	80 69	116	A	Oklahoma St.	74 84
5	H	UConn	63 72	29	H	Texas	67 76	69	H	West Virginia	55 66	123	H	Western Ky.	90 83
12	A	Iowa St.	78 104	37	A	Kansas St.	56 86					130	A	South Fla.	70 87
12	H	Iowa St.	70 91	37	H	Kansas St.	75 83					137	H	Texas Tech	66 61
				42	N	Clemson	62 74					141	A	Kansas	79 88
				48	A	TCU	71 86					141	H	Kansas	78 67
				49	A	New Mexico	80 84					228	A	SMU	77 61
LAST 12 Division I GAMES:															
				42	N	Clemson	62 74	116	A	Oklahoma St.	74 84				
				69	A	West Virginia	80 69	29	H	Texas	67 76				
				12	H	Iowa St.	70 91	141	A	Kansas	79 88				
				2	A	Baylor	53 87	2	H	Baylor	53 74				
				141	H	Kansas	78 67	48	A	TCU	71 86				
				37	H	Kansas St.	75 83	12	A	Iowa St.	78 104				

Non-Div I Games:

Oklahoma

■ Loss, 
■ Non-Conf, 
■ S Site, 
■ H Home 
■ A Away 
N Neutral

Average RPI Win:	181	WON-LOST	WINNING	LAST 10	STRENGTH OF	OPP. STRENGTH	TEAM	ADJ.	CONF.	ADJ CONF.
Average RPI Loss:	43	RECORD	PCT. RANK	GAMES	SCHEDULE	OF SCHEDULE	RPI	RPI	RPI	RPI
DIV. I ONLY	14- 12	153	1- 0	58	49	116	116	3	3	
DIV. I NON-CONF.	9- 2	43	0- 0	239	175	97	97	3	3	
TOTALS	RPI 1-25	RPI 26-50	W-L RECORDS	RPI 51-100	RPI 101-150	RPI 150+				
14- 12	0- 3	1- 6	OVERALL	0- 2	5- 1	8- 0				
12- 5	0- 2	1- 2	HOME	0- 1	4- 0	7- 0				
2- 7	0- 1	0- 4	AWAY	0- 1	1- 1	1- 0				
0- 0	0- 0	0- 0	NEUTRAL	0- 0	0- 0	0- 0				
9- 2	0- 0	0- 2	NON-CONFERENCE	0- 0	1- 0	8- 0				
8- 1	0- 0	0- 1	HOME	0- 0	1- 0	7- 0				
1- 1	0- 0	0- 1	AWAY	0- 0	0- 0	1- 0				
0- 0	0- 0	0- 0	NEUTRAL	0- 0	0- 0	0- 0				
5- 10	0- 3	1- 4	CONFERENCE	0- 2	4- 1	0- 0				
4- 4	0- 2	1- 1	HOME	0- 1	3- 0	0- 0				
1- 6	0- 1	0- 3	AWAY	0- 1	1- 1	0- 0				
0- 0	0- 0	0- 0	NEUTRAL	0- 0	0- 0	0- 0				

RPI 1-25				RPI 26-50				RPI 51-100				RPI 101+ Team's RPI: 116			
RPI	S	Opponent	Score	RPI	S	Opponent	Score	RPI	S	Opponent	Score	RPI	S	Opponent	Score
2	H	Baylor	58 66	29	A	Texas	51 60	69	A	West Virginia	58 67	134	H	Oklahoma	84 74
12	A	Iowa St.	67 89	29	H	Texas	55 61	69	H	West Virginia	54 77	137	A	Texas Tech	78 90
12	H	Iowa St.	71 84	31	A	UCLA	59 71					137	H	Texas Tech	65 57
				37	A	Kansas St.	48 59					141	A	Kansas	72 62
				40	H	Tennessee	63 76					141	H	Kansas	72 52
				48	A	TCU	55 69					144	H	UC Riverside	76 51
				48	H	TCU	75 71					166	H	Oral Roberts	89 69
												167	H	Texas St.	66 55
												174	H	Arkansas St.	62 60
												199	H	Prairie View	70 50
												207	H	Grambling	86 40
												252	A	Wichita St.	60 47
												286	H	Samford	82 62
												342	H	Houston Baptist	77 44
LAST 12 Division I GAMES:															
141	H	Kansas	72 52	48	A	TCU	55 69								
69	H	West Virginia	54 77	2	H	Baylor	58 66								
12	A	Iowa St.	67 89	12	H	Iowa St.	71 84								
29	H	Texas	55 61	37	A	Kansas St.	48 59								
137	A	Texas Tech	78 90	141	A	Kansas	72 62								
134	H	Oklahoma	84 74	137	H	Texas Tech	65 57								

Non-Div I Games:

Oklahoma St.

Average RPI Win:	206	WON-LOST	WINNING	LAST 10	STRENGTH OF	OPP. STRENGTH	TEAM	ADJ.	CONF.	ADJ CONF.
Average RPI Loss:	97	RECORD	PCT. RANK	GAMES	SCHEDULE	OF SCHEDULE	RPI	RPI	RPI	RPI
DIV. I ONLY	17- 9	87	0- 1	104	161	89	89	14	14	
DIV. I NON-CONF.	9- 3	61	0- 1	61	205	43	43	17	17	
TOTALS	RPI 1-25	RPI 26-50	W-L RECORDS	RPI 51-100	RPI 101-150	RPI 150+				
17- 9	0- 1	0- 1	OVERALL	2- 1	1- 5	14- 1				
9- 3	0- 0	0- 0	HOME	1- 0	1- 3	7- 0				
6- 5	0- 1	0- 1	AWAY	1- 0	0- 2	5- 1				
2- 1	0- 0	0- 0	NEUTRAL	0- 1	0- 0	2- 0				
9- 3	0- 1	0- 0	NON-CONFERENCE	1- 1	1- 1	7- 0				
4- 1	0- 0	0- 0	HOME	0- 0	1- 1	3- 0				
3- 1	0- 1	0- 0	AWAY	1- 0	0- 0	2- 0				
2- 1	0- 0	0- 0	NEUTRAL	0- 1	0- 0	2- 0				
8- 6	0- 0	0- 1	CONFERENCE	1- 0	0- 4	7- 1				
5- 2	0- 0	0- 0	HOME	1- 0	0- 2	4- 0				
3- 4	0- 0	0- 1	AWAY	0- 0	0- 2	3- 1				
0- 0	0- 0	0- 0	NEUTRAL	0- 0	0- 0	0- 0				

RPI 1-25				RPI 26-50				RPI 51-100				Team's RPI: 89	RPI 101+				
RPI	S	Opponent	Score	RPI	S	Opponent	Score	RPI	S	Opponent	Score		RPI	S	Opponent	Score	
9	A	NC State	56 85	34	A	Rice	42 48	56	N	Saint Mary's (CA)	65 83		103	H	VCU	60 57	
								62	H	Middle Tenn.	70 65		104	H	UAB	61 69	
								83	A	Cincinnati	76 72		107	H	Virginia	67 73	
													119	A	Charlotte	59 69	
													119	H	Charlotte	53 60	
													123	A	Western Ky.	60 75	
													153	A	Tulane	56 48	
													156	N	Tennessee Tech	80 73	
													171	A	Louisiana Tech	70 59	
													173	H	William & Mary	83 69	
													176	A	North Texas	72 71	
													179	A	Southern Miss.	53 50	
													206	A	Marshall	48 57	
													218	A	Campbell	83 59	
													230	N	Jacksonville	78 76	
													265	H	Norfolk St.	69 53	
													277	H	UTEP	78 59	
													304	H	Fla. Atlantic	87 53	
													305	H	UTSA	72 47	
													316	H	FIU	95 68	
													331	H	Coppin St.	81 51	
LAST 12 Division I GAMES:																	
				56	N	Saint Mary's (CA)	65 83					176	A	North Texas	72 71		
				119	H	Charlotte	53 60					305	H	UTSA	72 47		
				119	A	Charlotte	59 69					277	H	UTEP	78 59		
				62	H	Middle Tenn.	70 65					179	A	Southern Miss.	53 50		
				104	H	UAB	61 69					171	A	Louisiana Tech	70 59		
				34	A	Rice	42 48					316	H	FIU	95 68		

Non-Div I Games:

Old Dominion

■ Loss, 
 ■ Non-Conf, 
 ■ S Site, 
 ■ Home 
 ■ A Away 
 N Neutral

Average RPI Win:	223	WON-LOST	WINNING	LAST 10	STRENGTH OF	OPP. STRENGTH	TEAM	ADJ.	CONF.	ADJ CONF.
Average RPI Loss:	78	RECORD	PCT. RANK	GAMES	SCHEDULE	OF SCHEDULE	RPI	RPI	RPI	RPI
DIV. I ONLY	9- 18	264	0- 1	59	80	198	198	5	5	
DIV. I NON-CONF.	6- 8	199	0- 0	150	225	246	246	5	5	
TOTALS	RPI 1-25	RPI 26-50	W-L RECORDS	RPI 51-100	RPI 101-150	RPI 150+				
9- 18	1- 5	0- 2	OVERALL	0- 6	0- 2	8- 3				
8- 9	0- 2	0- 1	HOME	0- 4	0- 1	8- 1				
1- 6	1- 2	0- 1	AWAY	0- 0	0- 1	0- 2				
0- 3	0- 1	0- 0	NEUTRAL	0- 2	0- 0	0- 0				
6- 8	0- 1	0- 1	NON-CONFERENCE	0- 3	0- 1	6- 2				
6- 4	0- 0	0- 1	HOME	0- 1	0- 1	6- 1				
0- 1	0- 0	0- 0	AWAY	0- 0	0- 0	0- 1				
0- 3	0- 1	0- 0	NEUTRAL	0- 2	0- 0	0- 0				
3- 10	1- 4	0- 1	CONFERENCE	0- 3	0- 1	2- 1				
2- 5	0- 2	0- 0	HOME	0- 3	0- 0	2- 0				
1- 5	1- 2	0- 1	AWAY	0- 0	0- 1	0- 1				
0- 0	0- 0	0- 0	NEUTRAL	0- 0	0- 0	0- 0				

RPI	S	Opponent	Score	RPI	S	Opponent	Score	RPI	S	Opponent	Score	RPI	S	Opponent	Score	Team's RPI: 198
5	N	UConn	50 90	27	A	Missouri	55 78	54	H	Auburn	51 64	106	A	Georgia	56 78	
7	A	Mississippi St.	49 80	48	H	TCU	50 55	65	H	LSU	41 55	128	H	IUPUI	58 66	
7	H	Mississippi St.	66 80					72	N	Purdue	59 70	162	H	Temple	62 55	
16	H	Texas A&M	60 72					86	H	Arkansas	55 85	171	A	Louisiana Tech	71 80	
18	A	Kentucky	55 49					93	N	St. John's (NY)	59 64	202	H	Jacksonville St.	49 60	
21	A	South Carolina	42 76					94	H	Troy	54 71	203	A	Vanderbilt	68 80	
												203	H	Vanderbilt	65 60	
												217	H	Florida	76 66	
												258	H	Louisiana	79 57	
												265	H	Norfolk St.	60 42	
												267	H	Western Mich.	69 66	
												268	H	North Florida	82 69	
												349	H	Savannah St.	74 51	
LAST 12 Division I GAMES:																
7	H	Mississippi St.	66 80	7	A	Mississippi St.	49 80									
106	A	Georgia	56 78	203	A	Vanderbilt	68 80									
203	H	Vanderbilt	65 60	217	H	Florida	76 66									
21	A	South Carolina	42 76	18	A	Kentucky	55 49									
16	H	Texas A&M	60 72	65	H	LSU	41 55									
54	H	Auburn	51 64	86	H	Arkansas	55 85									

Non-Div I Games:

Ole Miss

■ Loss, 
■ Non-Conf, 
■ S Site, 
■ H Home 
■ A Away 
N Neutral



Average RPI Win:	323	WON-LOST	WINNING	LAST 10	STRENGTH OF	OPP. STRENGTH	TEAM	ADJ.	CONF.	ADJ CONF.
Average RPI Loss:	155	RECORD	PCT. RANK	GAMES	SCHEDULE	OF SCHEDULE	RPI	RPI	RPI	RPI
DIV. I ONLY	6- 19	302	1- 0	285	244	321	321	19	19	
DIV. I NON-CONF.	4- 7	228	1- 0	286	284	283	283	19	19	
TOTALS	RPI 1-25	RPI 26-50	W-L RECORDS	RPI 51-100	RPI 101-150	RPI 150+				
6- 19	0- 0	0- 5	OVERALL	0- 1	0- 2	6- 11				
4- 8	0- 0	0- 2	HOME	0- 0	0- 0	4- 6				
1- 10	0- 0	0- 3	AWAY	0- 1	0- 2	1- 4				
1- 1	0- 0	0- 0	NEUTRAL	0- 0	0- 0	1- 1				
4- 7	0- 0	0- 1	NON-CONFERENCE	0- 1	0- 2	4- 3				
2- 2	0- 0	0- 0	HOME	0- 0	0- 0	2- 2				
1- 4	0- 0	0- 1	AWAY	0- 1	0- 2	1- 0				
1- 1	0- 0	0- 0	NEUTRAL	0- 0	0- 0	1- 1				
2- 12	0- 0	0- 4	CONFERENCE	0- 0	0- 0	2- 8				
2- 6	0- 0	0- 2	HOME	0- 0	0- 0	2- 4				
0- 6	0- 0	0- 2	AWAY	0- 0	0- 0	0- 4				
0- 0	0- 0	0- 0	NEUTRAL	0- 0	0- 0	0- 0				

RPI 1-25				RPI 26-50				RPI 51-100				RPI 101+				Team's RPI: 321	
RPI	S	Opponent	Score	RPI	S	Opponent	Score	RPI	S	Opponent	Score	RPI	S	Opponent	Score		
				33	A	South Dakota	33 78	80	A	UNI	50 79	101	A	Creighton	51 66		
				33	H	South Dakota	49 80					136	A	Montana St.	56 59		
				36	A	South Dakota St.	47 81					151	H	CSUN	52 64		
				36	H	South Dakota St.	38 82					158	H	Bradley	60 80		
				37	A	Kansas St.	46 61					160	H	Denver	68 95		
												166	H	Oral Roberts	56 71		
												218	N	Campbell	52 65		
												225	A	Western Ill.	70 78		
												225	H	Western Ill.	67 79		
												248	A	North Dakota	57 68		
												248	H	North Dakota	68 69		
												264	H	CSU Bakersfield	53 46		
												317	A	North Dakota St.	48 55		
												317	H	North Dakota St.	78 61		
												332	A	Detroit Mercy	51 42		
												334	A	Purdue Fort Wayne	48 56		
												334	H	Purdue Fort Wayne	70 61		
												344	H	USC Upstate	96 69		
												345	N	Florida A&M	57 50		
LAST 12 Division I GAMES:																	
				345	N	Florida A&M	57 50	248	H	North Dakota	68 69						
				317	A	North Dakota St.	48 55	36	A	South Dakota St.	47 81						
				334	H	Purdue Fort Wayne	70 61	334	A	Purdue Fort Wayne	48 56						
				36	H	South Dakota St.	38 82	33	H	South Dakota	49 80						
				225	H	Western Ill.	67 79	225	A	Western Ill.	70 78						
				33	A	South Dakota	33 78	248	A	North Dakota	57 68						

Non-Div I Games: Peru St. 91 44 Graceland (IA) 81 39

Omaha

Loss, Non-Conf, S Site, H Home A Away N Neutral

Oral Roberts

Through Games Of Feb. 23, 2019

Average RPI Win:	264	WON-LOST	WINNING	LAST 10	STRENGTH OF	OPP. STRENGTH	TEAM	ADJ.	CONF.	ADJ CONF.
Average RPI Loss:	96	RECORD	PCT. RANK	GAMES	SCHEDULE	OF SCHEDULE	RPI	RPI	RPI	RPI
DIV. I ONLY	14- 12	153	1- 0	209	177	166	166	19	19	
DIV. I NON-CONF.	5- 6	177	0- 0	186	111	173	173	19	19	
TOTALS	RPI 1-25	RPI 26-50	W-L RECORDS	RPI 51-100	RPI 101-150	RPI 150+				
14- 12	0- 1	0- 4	OVERALL	0- 2	0- 2	14- 3				
6- 5	0- 0	0- 2	HOME	0- 1	0- 0	6- 2				
8- 7	0- 1	0- 2	AWAY	0- 1	0- 2	8- 1				
0- 0	0- 0	0- 0	NEUTRAL	0- 0	0- 0	0- 0				
5- 6	0- 1	0- 0	NON-CONFERENCE	0- 2	0- 2	5- 1				
2- 2	0- 0	0- 0	HOME	0- 1	0- 0	2- 1				
3- 4	0- 1	0- 0	AWAY	0- 1	0- 2	3- 0				
0- 0	0- 0	0- 0	NEUTRAL	0- 0	0- 0	0- 0				
9- 6	0- 0	0- 4	CONFERENCE	0- 0	0- 0	9- 2				
4- 3	0- 0	0- 2	HOME	0- 0	0- 0	4- 1				
5- 3	0- 0	0- 2	AWAY	0- 0	0- 0	5- 1				
0- 0	0- 0	0- 0	NEUTRAL	0- 0	0- 0	0- 0				

RPI 1-25				RPI 26-50				RPI 51-100				RPI 101+ Team's RPI: 166			
RPI	S	Opponent	Score	RPI	S	Opponent	Score	RPI	S	Opponent	Score	RPI	S	Opponent	Score
8	A	Iowa	77 90	33	A	South Dakota	64 75	86	A	Arkansas	61 74	116	A	Oklahoma St.	69 89
				33	H	South Dakota	72 76	96	H	UT Arlington	62 80	141	A	Kansas	58 70
				36	A	South Dakota St.	55 68					159	H	Tulsa	68 76
				36	H	South Dakota St.	65 74					160	A	Denver	76 93
												160	H	Denver	74 66
												167	A	Texas St.	81 64
												183	A	Sam Houston St.	73 62
												225	A	Western Ill.	92 85
												225	H	Western Ill.	68 64
												236	H	UMKC	75 64
												248	A	North Dakota	80 58
												248	H	North Dakota	67 75
												285	H	Southern Utah	64 59
												317	A	North Dakota St.	65 54
												317	H	North Dakota St.	101 72
												321	A	Omaha	71 56
												334	A	Purdue Fort Wayne	72 61
												334	H	Purdue Fort Wayne	66 56
												342	A	Houston Baptist	74 56
LAST 12 Division I GAMES:															
				225	A	Western Ill.	92 85					334	H	Purdue Fort Wayne	66 56
				248	A	North Dakota	80 58					317	H	North Dakota St.	101 72
				317	A	North Dakota St.	65 54					160	A	Denver	76 93
				33	A	South Dakota	64 75					33	H	South Dakota	72 76
				160	H	Denver	74 66					36	A	South Dakota St.	55 68
				36	H	South Dakota St.	65 74					334	A	Purdue Fort Wayne	72 61

Non-Div I Games: Harris-Stowe 74 46 Cent. Christian (KS94 47

Oral Roberts

Loss, Non-Conf, S Site, H Home A Away N Neutral

## Oregon

Through Games Of Feb. 23, 2019

Average RPI Win:	99	WON-LOST	WINNING	LAST 10	STRENGTH OF	OPP. STRENGTH	TEAM	ADJ.	CONF.	ADJ CONF.
Average RPI Loss:	33	RECORD	PCT. RANK	GAMES	SCHEDULE	OF SCHEDULE	RPI	RPI	RPI	RPI
DIV. I ONLY	23- 3	8	0- 1	17	19	6	6	2	2	
DIV. I NON-CONF.	10- 1	17	0- 0	22	59	6	6	2	2	
TOTALS	RPI 1-25	RPI 26-50	W-L RECORDS	RPI 51-100	RPI 101-150	RPI 150+				
23- 3	5- 1	4- 2	OVERALL	4- 0	4- 0	6- 0				
13- 1	4- 0	1- 1	HOME	2- 0	2- 0	4- 0				
9- 2	1- 1	3- 1	AWAY	2- 0	1- 0	2- 0				
1- 0	0- 0	0- 0	NEUTRAL	0- 0	1- 0	0- 0				
10- 1	2- 0	2- 1	NON-CONFERENCE	1- 0	1- 0	4- 0				
6- 0	2- 0	1- 0	HOME	0- 0	0- 0	3- 0				
3- 1	0- 0	1- 1	AWAY	1- 0	0- 0	1- 0				
1- 0	0- 0	0- 0	NEUTRAL	0- 0	1- 0	0- 0				
13- 2	3- 1	2- 1	CONFERENCE	3- 0	3- 0	2- 0				
7- 1	2- 0	0- 1	HOME	2- 0	2- 0	1- 0				
6- 1	1- 1	2- 0	AWAY	1- 0	1- 0	1- 0				
0- 0	0- 0	0- 0	NEUTRAL	0- 0	0- 0	0- 0				

RPI	S	Opponent	Score	RPI	S	Opponent	Score	RPI	S	Opponent	Score	RPI	S	Opponent	Score
4	A	Stanford	88 48	31	A	UCLA	72 52	51	A	Southern California	93 53	142	A	Washington St.	79 64
7	H	Mississippi St.	82 74	31	H	UCLA	69 74	56	A	Saint Mary's (CA)	79 55	142	H	Washington St.	98 58
11	H	Syracuse	75 73	36	A	South Dakota St.	87 79	59	H	Utah	87 65	144	N	UC Riverside	94 44
17	H	Arizona St.	77 71	39	A	California	105 82	68	H	Arizona	93 60	149	H	Colorado	102 43
22	A	Oregon St.	62 67	45	A	Michigan St.	82 88					168	A	Washington	76 57
22	H	Oregon St.	77 68	46	H	Buffalo	102 82					168	H	Washington	84 71
LAST 12 Division I GAMES:															
				31	H	UCLA	69 74	59	H	Utah	87 65				
				22	A	Oregon St.	62 67	168	A	Washington	76 57				
				22	H	Oregon St.	77 68	142	A	Washington St.	79 64				
				4	A	Stanford	88 48	68	H	Arizona	93 60				
				39	A	California	105 82	17	H	Arizona St.	77 71				
				149	H	Colorado	102 43	31	A	UCLA	72 52				

Non-Div I Games: Alas. Fairbanks 115 36

Oregon

Loss, Non-Conf, S Site, H Home A Away N Neutral

Average RPI Win: 133		WON-LOST	WINNING	LAST 10	STRENGTH OF	OPP. STRENGTH	TEAM	ADJ.	CONF.	ADJ CONF.
Average RPI Loss: 9		RECORD	PCT. RANK	GAMES	SCHEDULE	OF SCHEDULE	RPI	RPI	RPI	RPI
DIV. I ONLY		22- 5	20	0- 1	70	3	22	22	2	2
DIV. I NON-CONF.		10- 2	37	0- 1	210	18	67	67	2	2
TOTALS		RPI 1-25	RPI 26-50		W-L RECORDS		RPI 51-100	RPI 101-150	RPI 150+	
22- 5	2- 5	2- 0		OVERALL		6- 0	4- 0	8- 0		
14- 1	1- 1	0- 0		HOME		5- 0	2- 0	6- 0		
5- 2	0- 2	2- 0		AWAY		1- 0	1- 0	1- 0		
3- 2	1- 2	0- 0		NEUTRAL		0- 0	1- 0	1- 0		
10- 2	1- 2	0- 0		NON-CONFERENCE		2- 0	1- 0	6- 0		
7- 0	0- 0	0- 0		HOME		2- 0	0- 0	5- 0		
0- 0	0- 0	0- 0		AWAY		0- 0	0- 0	0- 0		
3- 2	1- 2	0- 0		NEUTRAL		0- 0	1- 0	1- 0		
12- 3	1- 3	2- 0		CONFERENCE		4- 0	3- 0	2- 0		
7- 1	1- 1	0- 0		HOME		3- 0	2- 0	1- 0		
5- 2	0- 2	2- 0		AWAY		1- 0	1- 0	1- 0		
0- 0	0- 0	0- 0		NEUTRAL		0- 0	0- 0	0- 0		

RPI	S	Opponent	Score	RPI	S	Opponent	Score	RPI	S	Opponent	Score	RPI	S	Opponent	Score
1	N	Notre Dame	81 91	31	A	UCLA	83 73	51	A	Southern California	76 52	123	N	Western Ky.	74 60
4	A	Stanford	44 61	39	A	California	82 74	51	H	Southern California	68 61	142	A	Washington St.	52 35
6	A	Oregon	68 77					56	H	Saint Mary's (CA)	89 56	142	H	Washington St.	76 69
6	H	Oregon	67 62					59	H	Utah	71 63	149	H	Colorado	89 65
16	N	Texas A&M	70 76					68	H	Arizona	86 64	168	A	Washington	86 39
17	H	Arizona St.	76 79					91	H	Duke	71 57	168	H	Washington	78 67
21	N	South Carolina	70 68									169	H	Santa Clara	82 31
												186	N	Eastern Wash.	93 45
												264	H	CSU Bakersfield	92 52
												289	H	La Salle	100 46
												313	H	Cal Poly	79 54
												346	H	Ark.-Pine Bluff	89 33
LAST 12 Division I GAMES:															
1	N	Notre Dame	81 91	4	A	Stanford	44 61								
21	N	South Carolina	70 68	59	H	Utah	71 63								
51	H	Southern California	68 61	149	H	Colorado	89 65								
6	H	Oregon	67 62	142	A	Washington St.	52 35								
6	A	Oregon	68 77	168	A	Washington	86 39								
39	A	California	82 74	17	H	Arizona St.	76 79								

Non-Div I Games:

Oregon St.

■ Loss, 
 ■ Non-Conf, 
 ■ S Site, 
 ■ H Home 
 ■ A Away 
 N Neutral

Average RPI Win:	203	WON-LOST	WINNING	LAST 10	STRENGTH OF	OPP. STRENGTH	TEAM	ADJ.	CONF.	ADJ CONF.
Average RPI Loss:	58	RECORD	PCT. RANK	GAMES	SCHEDULE	OF SCHEDULE	RPI	RPI	RPI	RPI
DIV. I ONLY	17- 10	101	1- 0	122	100	95	95	8	8	
DIV. I NON-CONF.	7- 3	83	0- 0	187	197	86	86	7	7	
TOTALS	RPI 1-25	RPI 26-50	W-L RECORDS	RPI 51-100	RPI 101-150	RPI 150+				
17- 10	0- 3	1- 3	OVERALL	2- 1	2- 2	12- 1				
9- 4	0- 1	1- 1	HOME	1- 0	1- 1	6- 1				
8- 5	0- 2	0- 1	AWAY	1- 1	1- 1	6- 0				
0- 1	0- 0	0- 1	NEUTRAL	0- 0	0- 0	0- 0				
7- 3	0- 1	1- 1	NON-CONFERENCE	1- 1	0- 0	5- 0				
4- 0	0- 0	1- 0	HOME	0- 0	0- 0	3- 0				
3- 2	0- 1	0- 0	AWAY	1- 1	0- 0	2- 0				
0- 1	0- 0	0- 1	NEUTRAL	0- 0	0- 0	0- 0				
10- 7	0- 2	0- 2	CONFERENCE	1- 0	2- 2	7- 1				
5- 4	0- 1	0- 1	HOME	1- 0	1- 1	3- 1				
5- 3	0- 1	0- 1	AWAY	0- 0	1- 1	4- 0				
0- 0	0- 0	0- 0	NEUTRAL	0- 0	0- 0	0- 0				

RPI 1-25				RPI 26-50				RPI 51-100 Team's RPI: 95				RPI 101+			
RPI	S	Opponent	Score	RPI	S	Opponent	Score	RPI	S	Opponent	Score	RPI	S	Opponent	Score
14	A	Gonzaga	65 88	30	A	BYU	49 75	56	H	Saint Mary's (CA)	76 67	102	A	Pepperdine	76 96
14	H	Gonzaga	51 63	30	H	BYU	74 77	60	A	Lamar University	66 82	102	H	Pepperdine	78 67
15	A	UCF	57 64	39	N	California	69 81	84	A	UC Davis	83 80	108	A	Loyola Marymount	81 75
				47	H	Wyoming	70 64					108	H	Loyola Marymount	67 72
LAST 12 Division I GAMES:															
108	A	Loyola Marymount	81 75	178	H	Portland	87 77	245	A	San Francisco	85 75	245	H	San Francisco	74 48
102	A	Pepperdine	76 96	14	H	Gonzaga	51 63	256	A	San Diego	70 53	256	H	San Diego	79 47
169	H	Santa Clara	83 88	102	H	Pepperdine	78 67	256	H	San Diego	79 47	269	A	Cal St. Fullerton	72 64
245	H	San Francisco	74 48	108	H	Loyola Marymount	67 72	298	H	UC Santa Barbara	69 53	307	A	San Jose St.	91 67
30	A	BYU	49 75	245	A	San Francisco	85 75	317	H	North Dakota St.	75 68	343	H	Seattle U	75 61
256	A	San Diego	70 53	169	A	Santa Clara	74 70								

Non-Div I Games:

Pacific

■ Loss, 
■ Non-Conf, S Site, 
■ Home 
■ Away 
N Neutral

Average RPI Win:	217	WON-LOST	WINNING	LAST 10	STRENGTH OF	OPP. STRENGTH	TEAM	ADJ.	CONF.	ADJ CONF.
Average RPI Loss:	51	RECORD	PCT. RANK	GAMES	SCHEDULE	OF SCHEDULE	RPI	RPI	RPI	RPI
DIV. I ONLY	17- 4	26	1- 0	207	115	64	64	11	11	
DIV. I NON-CONF.	9- 3	61	0- 0	225	94	87	87	11	11	
TOTALS	RPI 1-25	RPI 26-50	W-L RECORDS	RPI 51-100	RPI 101-150	RPI 150+				
17- 4	0- 1	0- 0	OVERALL	2- 3	1- 0	14- 0				
8- 1	0- 0	0- 0	HOME	0- 1	1- 0	7- 0				
9- 2	0- 1	0- 0	AWAY	2- 1	0- 0	7- 0				
0- 1	0- 0	0- 0	NEUTRAL	0- 1	0- 0	0- 0				
9- 3	0- 1	0- 0	NON-CONFERENCE	1- 2	0- 0	8- 0				
4- 1	0- 0	0- 0	HOME	0- 1	0- 0	4- 0				
5- 1	0- 1	0- 0	AWAY	1- 0	0- 0	4- 0				
0- 1	0- 0	0- 0	NEUTRAL	0- 1	0- 0	0- 0				
8- 1	0- 0	0- 0	CONFERENCE	1- 1	1- 0	6- 0				
4- 0	0- 0	0- 0	HOME	0- 0	1- 0	3- 0				
4- 1	0- 0	0- 0	AWAY	1- 1	0- 0	3- 0				
0- 0	0- 0	0- 0	NEUTRAL	0- 0	0- 0	0- 0				

RPI 1-25				RPI 26-50				RPI 51-100 Team's RPI: 64				RPI 101+			
RPI	S	Opponent	Score	RPI	S	Opponent	Score	RPI	S	Opponent	Score	RPI	S	Opponent	Score
1	A	Notre Dame	55 75					55	H	Villanova	50 58	112	H	Yale	54 48
								63	A	Drexel	55 39	162	H	Temple	71 62
								67	N	Maine	46 47	193	A	Stetson	75 53
								76	A	Princeton	66 60	204	A	Dartmouth	60 44
								82	A	Harvard	72 80	220	A	Cornell	59 46
												220	H	Cornell	69 58
												235	A	Navy	65 61
												238	A	Columbia	72 60
												238	H	Columbia	79 56
												242	H	Saint Joseph's	65 45
												272	A	Siena	58 51
												276	H	Brown	83 43
												289	H	La Salle	65 34
												325	H	NJIT	85 42
												327	A	Iona	66 43
LAST 12 Division I GAMES:															
220	H	Cornell	69 58	238	A	Columbia	72 60								
238	H	Columbia	79 56	220	A	Cornell	59 46								
82	A	Harvard	72 80	162	H	Temple	71 62								
204	A	Dartmouth	60 44	55	H	Villanova	50 58								
112	H	Yale	54 48	76	A	Princeton	66 60								
276	H	Brown	83 43	193	A	Stetson	75 53								

Non-Div I Games: Haverford 81 46

Penn

Average RPI Win:	157	WON-LOST	WINNING	LAST 10	STRENGTH OF	OPP. STRENGTH	TEAM	ADJ.	CONF.	ADJ CONF.
Average RPI Loss:	60	RECORD	PCT. RANK	GAMES	SCHEDULE	OF SCHEDULE	RPI	RPI	RPI	RPI
DIV. I ONLY	11- 15	219	1- 0	21	72	129	129	4	4	
DIV. I NON-CONF.	7- 4	108	0- 0	45	162	95	95	6	6	
TOTALS	RPI 1-25	RPI 26-50	W-L RECORDS	RPI 51-100	RPI 101-150	RPI 150+				
11- 15	0- 6	0- 3	OVERALL	3- 2	2- 3	6- 1				
9- 8	0- 3	0- 2	HOME	3- 1	1- 1	5- 1				
2- 7	0- 3	0- 1	AWAY	0- 1	1- 2	1- 0				
0- 0	0- 0	0- 0	NEUTRAL	0- 0	0- 0	0- 0				
7- 4	0- 1	0- 1	NON-CONFERENCE	2- 0	2- 1	3- 1				
6- 3	0- 0	0- 1	HOME	2- 0	1- 1	3- 1				
1- 1	0- 1	0- 0	AWAY	0- 0	1- 0	0- 0				
0- 0	0- 0	0- 0	NEUTRAL	0- 0	0- 0	0- 0				
4- 11	0- 5	0- 2	CONFERENCE	1- 2	0- 2	3- 0				
3- 5	0- 3	0- 1	HOME	1- 1	0- 0	2- 0				
1- 6	0- 2	0- 1	AWAY	0- 1	0- 2	1- 0				
0- 0	0- 0	0- 0	NEUTRAL	0- 0	0- 0	0- 0				

RPI S	Opponent	Score	RPI S	Opponent	Score	RPI S	Opponent	Score	RPI S	Opponent	Score	Team's RPI: 129
8	H Iowa	61 81	39	H California	58 75	72	H Purdue	72 61	105	A Minnesota	67 97	
13	A Maryland	67 79	41	H Michigan	62 66	75	A Ohio St.	73 78	111	H Providence	74 72	
13	H Maryland	61 77	44	A Indiana	75 83	75	H Ohio St.	71 76	117	A Northwestern	63 78	
19	A Florida St.	58 87				76	H Princeton	79 71	121	A Fordham	72 55	
25	A Rutgers	61 74				81	H American	80 59	150	H Duquesne	58 64	
25	H Rutgers	61 69							157	H Stony Brook	70 81	
									181	A Wisconsin	65 59	
									181	H Wisconsin	71 64	
									197	H Illinois	62 48	
									230	H Jacksonville	80 61	
									234	H St. Bonaventure	80 65	
									248	H North Dakota	75 68	
LAST 12 Division I GAMES:												
72	H Purdue	72 61	25	H Rutgers	61 69							
105	A Minnesota	67 97	181	A Wisconsin	65 59							
117	A Northwestern	63 78	13	A Maryland	67 79							
41	H Michigan	62 66	75	H Ohio St.	71 76							
75	A Ohio St.	73 78	197	H Illinois	62 48							
8	H Iowa	61 81	25	A Rutgers	61 74							

Non-Div I Games:

Penn St.

# Pepperdine

Through Games Of Feb. 23, 2019

Average RPI Win:	200	WON-LOST	WINNING	LAST 10	STRENGTH OF	OPP. STRENGTH	TEAM	ADJ.	CONF.	ADJ CONF.
Average RPI Loss:	105	RECORD	PCT. RANK	GAMES	SCHEDULE	OF SCHEDULE	RPI	RPI	RPI	RPI
DIV. I ONLY	18- 8	70	0- 0	233	87	102	102	8	8	
DIV. I NON-CONF.	6- 4	125	0- 0	344	173	214	214	7	7	
TOTALS	RPI 1-25	RPI 26-50	W-L RECORDS	RPI 51-100	RPI 101-150	RPI 150+				
18- 8	0- 1	1- 1	OVERALL	2- 3	2- 2	13- 1				
9- 1	0- 1	1- 0	HOME	2- 0	1- 0	5- 0				
7- 6	0- 0	0- 1	AWAY	0- 3	1- 2	6- 0				
2- 1	0- 0	0- 0	NEUTRAL	0- 0	0- 0	2- 1				
6- 4	0- 0	0- 0	NON-CONFERENCE	0- 1	0- 2	6- 1				
1- 0	0- 0	0- 0	HOME	0- 0	0- 0	1- 0				
3- 3	0- 0	0- 0	AWAY	0- 1	0- 2	3- 0				
2- 1	0- 0	0- 0	NEUTRAL	0- 0	0- 0	2- 1				
12- 4	0- 1	1- 1	CONFERENCE	2- 2	2- 0	7- 0				
8- 1	0- 1	1- 0	HOME	2- 0	1- 0	4- 0				
4- 3	0- 0	0- 1	AWAY	0- 2	1- 0	3- 0				
0- 0	0- 0	0- 0	NEUTRAL	0- 0	0- 0	0- 0				

RPI	S	Opponent	Score	RPI	S	Opponent	Score	RPI	S	Opponent	Score	RPI	S	Opponent	Score	Team's RPI: 102
14	H	Gonzaga	54 79	30	A	BYU	58 83	56	A	Saint Mary's (CA)	68 79	108	A	Loyola Marymount	73 55	
				30	H	BYU	79 65	56	H	Saint Mary's (CA)	77 72	108	H	Loyola Marymount	95 86	
								92	A	Idaho St.	63 65	111	A	Providence	47 66	
								95	A	Pacific	67 78	149	A	Colorado	65 80	
								95	H	Pacific	96 76	169	A	Santa Clara	76 74	
												169	H	Santa Clara	74 48	
												178	H	Portland	82 68	
												231	N	Sacramento St.	113 97	
												232	A	Hawaii	65 64	
												245	A	San Francisco	72 66	
												245	H	San Francisco	69 50	
												250	N	Northern Ky.	51 46	
												256	A	San Diego	74 55	
												256	H	San Diego	88 65	
												289	N	La Salle	55 62	
												313	A	Cal Poly	70 63	
												319	H	Weber St.	68 47	
												343	A	Seattle U	78 64	
LAST 12 Division I GAMES:																
				56	H	Saint Mary's (CA)	77 72	256	H	San Diego	88 65					
				95	H	Pacific	96 76	95	A	Pacific	67 78					
				108	A	Loyola Marymount	73 55	56	A	Saint Mary's (CA)	68 79					
				169	A	Santa Clara	76 74	108	H	Loyola Marymount	95 86					
				245	A	San Francisco	72 66	245	H	San Francisco	69 50					
				30	H	BYU	79 65	169	H	Santa Clara	74 48					

Non-Div I Games: Cal St. L.A. 80 56

Pepperdine

Loss, Non-Conf, S Site, H Home A Away N Neutral



Average RPI Win:	154	WON-LOST	WINNING	LAST 10	STRENGTH OF	OPP. STRENGTH	TEAM	ADJ.	CONF.	ADJ CONF.
Average RPI Loss:	57	RECORD	PCT. RANK	GAMES	SCHEDULE	OF SCHEDULE	RPI	RPI	RPI	RPI
DIV. I ONLY	10- 18	254	0- 1	12	29	126	126	1	1	
DIV. I NON-CONF.	9- 5	104	0- 0	67	165	88	88	1	1	
TOTALS	RPI 1-25	RPI 26-50	W-L RECORDS	RPI 51-100	RPI 101-150	RPI 150+				
10- 18	0- 8	1- 2	OVERALL	2- 4	4- 3	3- 1				
6- 9	0- 3	1- 1	HOME	1- 2	2- 3	2- 0				
2- 8	0- 5	0- 1	AWAY	0- 2	2- 0	0- 0				
2- 1	0- 0	0- 0	NEUTRAL	1- 0	0- 0	1- 1				
9- 5	0- 1	0- 0	NON-CONFERENCE	2- 2	4- 1	3- 1				
5- 3	0- 1	0- 0	HOME	1- 1	2- 1	2- 0				
2- 1	0- 0	0- 0	AWAY	0- 1	2- 0	0- 0				
2- 1	0- 0	0- 0	NEUTRAL	1- 0	0- 0	1- 1				
1- 13	0- 7	1- 2	CONFERENCE	0- 2	0- 2	0- 0				
1- 6	0- 2	1- 1	HOME	0- 1	0- 2	0- 0				
0- 7	0- 5	0- 1	AWAY	0- 1	0- 0	0- 0				
0- 0	0- 0	0- 0	NEUTRAL	0- 0	0- 0	0- 0				

RPI S	Opponent	Score	RPI S	Opponent	Score	RPI S	Opponent	Score	RPI S	Opponent	Score	Team's RPI: 126
1	A Notre Dame	44 100	26	H North Carolina	91 78	57	H Virginia Tech	58 74	107	H Virginia	57 74	
3	A Louisville	42 70	35	A Georgia Tech	55 67	69	H West Virginia	43 77	117	A Northwestern	52 49	
9	A NC State	34 63	42	H Clemson	59 65	83	H Cincinnati	65 48	121	H Fordham	65 62	
11	A Syracuse	63 90				86	N Arkansas	61 54	122	H Boston College	55 59	
11	H Syracuse	50 82				91	A Duke	55 74	124	H UNCW	60 56	
15	H UCF	58 61				99	A Georgetown	41 70	125	H Youngstown St.	55 64	
19	A Florida St.	46 78							150	A Duquesne	66 58	
20	H Miami (FL)	51 65							181	N Wisconsin	42 57	
									244	H Saint Francis (PA)	78 75	
									288	H New Orleans	90 38	
									297	N Tennessee St.	78 56	
LAST 12 Division I GAMES:												
11	A Syracuse	63 90	57	H Virginia Tech	58 74							
19	A Florida St.	46 78	3	A Louisville	42 70							
26	H North Carolina	91 78	107	H Virginia	57 74							
20	H Miami (FL)	51 65	42	H Clemson	59 65							
35	A Georgia Tech	55 67	11	H Syracuse	50 82							
91	A Duke	55 74	122	H Boston College	55 59							

Non-Div I Games:

Pittsburgh

■ Loss, 
■ Non-Conf, 
■ S Site, 
■ H Home 
■ A Away 
N Neutral

Average RPI Win:	257	WON-LOST	WINNING	LAST 10	STRENGTH OF	OPP. STRENGTH	TEAM	ADJ.	CONF.	ADJ CONF.
Average RPI Loss:	87	RECORD	PCT. RANK	GAMES	SCHEDULE	OF SCHEDULE	RPI	RPI	RPI	RPI
DIV. I ONLY	10- 15	229	0- 0	116	128	178	178	8	8	
DIV. I NON-CONF.	6- 3	91	0- 0	185	337	131	131	7	7	
TOTALS	RPI 1-25	RPI 26-50	W-L RECORDS	RPI 51-100	RPI 101-150	RPI 150+				
10- 15	0- 2	0- 2	OVERALL	0- 5	0- 3	10- 3				
5- 6	0- 1	0- 1	HOME	0- 2	0- 0	5- 2				
5- 8	0- 1	0- 1	AWAY	0- 2	0- 3	5- 1				
0- 1	0- 0	0- 0	NEUTRAL	0- 1	0- 0	0- 0				
6- 3	0- 0	0- 0	NON-CONFERENCE	0- 1	0- 1	6- 1				
3- 1	0- 0	0- 0	HOME	0- 0	0- 0	3- 1				
3- 1	0- 0	0- 0	AWAY	0- 0	0- 1	3- 0				
0- 1	0- 0	0- 0	NEUTRAL	0- 1	0- 0	0- 0				
4- 12	0- 2	0- 2	CONFERENCE	0- 4	0- 2	4- 2				
2- 5	0- 1	0- 1	HOME	0- 2	0- 0	2- 1				
2- 7	0- 1	0- 1	AWAY	0- 2	0- 2	2- 1				
0- 0	0- 0	0- 0	NEUTRAL	0- 0	0- 0	0- 0				

RPI 1-25				RPI 26-50				RPI 51-100				RPI 101+ Team's RPI: 178			
RPI	S	Opponent	Score	RPI	S	Opponent	Score	RPI	S	Opponent	Score	RPI	S	Opponent	Score
14	A	Gonzaga	71 97	30	A	BYU	71 79	56	A	Saint Mary's (CA)	85 113	102	A	Pepperdine	68 82
14	H	Gonzaga	62 93	30	H	BYU	69 70	56	H	Saint Mary's (CA)	91 98	108	A	Loyola Marymount	58 76
								68	N	Arizona	70 92	127	A	Portland St.	79 92
								95	A	Pacific	77 87	169	A	Santa Clara	68 106
								95	H	Pacific	66 76	169	H	Santa Clara	66 72
												177	H	UC Irvine	69 84
												185	H	Utah St.	61 54
												232	A	Hawaii	72 65
												245	A	San Francisco	69 66
												245	H	San Francisco	78 73
												256	A	San Diego	69 60
												256	H	San Diego	96 74
												269	H	Cal St. Fullerton	83 74
												274	A	Utah Valley	65 60
												292	H	Air Force	79 60
												319	A	Weber St.	89 73
LAST 12 Division I GAMES:															
169	A	Santa Clara	68 106	56	A	Saint Mary's (CA)	85 113								
245	A	San Francisco	69 66	245	H	San Francisco	78 73								
256	H	San Diego	96 74	169	H	Santa Clara	66 72								
30	H	BYU	69 70	30	A	BYU	71 79								
14	H	Gonzaga	62 93	256	A	San Diego	69 60								
95	A	Pacific	77 87	14	A	Gonzaga	71 97								

Non-Div I Games: Warner Pacific 98 63 Willamette 82 27

Portland

Loss, Non-Conf, S Site, H Home A Away N Neutral

Average RPI Win:	237	WON-LOST	WINNING	LAST 10	STRENGTH OF	OPP. STRENGTH	TEAM	ADJ.	CONF.	ADJ CONF.
Average RPI Loss:	113	RECORD	PCT. RANK	GAMES	SCHEDULE	OF SCHEDULE	RPI	RPI	RPI	RPI
DIV. I ONLY	19- 5	29	1- 0	309	202	127	127	16	16	
DIV. I NON-CONF.	7- 1	30	0- 0	326	311	161	161	12	12	
TOTALS	RPI 1-25	RPI 26-50	W-L RECORDS	RPI 51-100	RPI 101-150	RPI 150+				
19- 5	0- 0	0- 0	OVERALL	1- 3	2- 1	16- 1				
12- 2	0- 0	0- 0	HOME	1- 1	2- 0	9- 1				
7- 3	0- 0	0- 0	AWAY	0- 2	0- 1	7- 0				
0- 0	0- 0	0- 0	NEUTRAL	0- 0	0- 0	0- 0				
7- 1	0- 0	0- 0	NON-CONFERENCE	1- 0	0- 0	6- 1				
5- 1	0- 0	0- 0	HOME	1- 0	0- 0	4- 1				
2- 0	0- 0	0- 0	AWAY	0- 0	0- 0	2- 0				
0- 0	0- 0	0- 0	NEUTRAL	0- 0	0- 0	0- 0				
12- 4	0- 0	0- 0	CONFERENCE	0- 3	2- 1	10- 0				
7- 1	0- 0	0- 0	HOME	0- 1	2- 0	5- 0				
5- 3	0- 0	0- 0	AWAY	0- 2	0- 1	5- 0				
0- 0	0- 0	0- 0	NEUTRAL	0- 0	0- 0	0- 0				

RPI S	Opponent	Score	RPI S	Opponent	Score	RPI S	Opponent	Score	RPI S	Opponent	Score	Team's RPI: 127
						84	H UC Davis	65 50	114	A Northern Colo.	63 79	
						90	A Idaho	78 80	114	H Northern Colo.	85 66	
						92	A Idaho St.	54 72	136	H Montana St.	55 53	
						92	H Idaho St.	57 58	170	H Montana	78 60	
									177	H UC Irvine	68 73	
									178	H Portland	92 79	
									186	A Eastern Wash.	76 64	
									205	H UNLV	58 49	
									231	A Sacramento St.	75 57	
									231	H Sacramento St.	74 58	
									251	A Northern Ariz.	74 59	
									251	H Northern Ariz.	72 55	
									277	A UTEP	89 61	
									285	A Southern Utah	81 56	
									285	H Southern Utah	63 49	
									307	H San Jose St.	80 51	
									319	A Weber St.	77 59	
									319	H Weber St.	65 38	
									335	A Grand Canyon	60 55	
									343	H Seattle U	68 43	
LAST 12 Division I GAMES:												
231	A	Sacramento St.	75 57	92	H	Idaho St.	57 58					
92	A	Idaho St.	54 72	319	H	Weber St.	65 38					
285	A	Southern Utah	81 56	90	A	Idaho	78 80					
251	A	Northern Ariz.	74 59	186	A	Eastern Wash.	76 64					
114	H	Northern Colo.	85 66	251	H	Northern Ariz.	72 55					
231	H	Sacramento St.	74 58	285	H	Southern Utah	63 49					

Non-Div I Games: Warner Pacific 102 49

Portland St.

Prairie View

Through Games Of Feb. 23, 2019

Average RPI Win:	289	WON-LOST	WINNING	LAST 10	STRENGTH OF	OPP. STRENGTH	TEAM	ADJ.	CONF.	ADJ CONF.
Average RPI Loss:	139	RECORD	PCT. RANK	GAMES	SCHEDULE	OF SCHEDULE	RPI	RPI	RPI	RPI
DIV. I ONLY	10- 11	194	1- 0	262	266	199	199	29	29	
DIV. I NON-CONF.	1- 7	319	0- 0	34	24	202	202	28	28	
TOTALS	RPI 1-25	RPI 26-50	W-L RECORDS	RPI 51-100	RPI 101-150	RPI 150+				
10- 11	0- 2	0- 1	OVERALL	0- 1	0- 2	10- 5				
4- 3	0- 0	0- 1	HOME	0- 0	0- 0	4- 2				
5- 8	0- 2	0- 0	AWAY	0- 1	0- 2	5- 3				
1- 0	0- 0	0- 0	NEUTRAL	0- 0	0- 0	1- 0				
1- 7	0- 2	0- 1	NON-CONFERENCE	0- 1	0- 2	1- 1				
0- 1	0- 0	0- 1	HOME	0- 0	0- 0	0- 0				
0- 6	0- 2	0- 0	AWAY	0- 1	0- 2	0- 1				
1- 0	0- 0	0- 0	NEUTRAL	0- 0	0- 0	1- 0				
9- 4	0- 0	0- 0	CONFERENCE	0- 0	0- 0	9- 4				
4- 2	0- 0	0- 0	HOME	0- 0	0- 0	4- 2				
5- 2	0- 0	0- 0	AWAY	0- 0	0- 0	5- 2				
0- 0	0- 0	0- 0	NEUTRAL	0- 0	0- 0	0- 0				

RPI 1-25				RPI 26-50				RPI 51-100				RPI 101+ Team's RPI: 199			
RPI	S	Opponent	Score	RPI	S	Opponent	Score	RPI	S	Opponent	Score	RPI	S	Opponent	Score
12	A	Iowa St.	46 94	34	H	Rice	58 68	86	A	Arkansas	44 71	116	A	Oklahoma St.	50 70
16	A	Texas A&M	57 70									149	A	Colorado	38 79
												175	A	Southern U.	55 54
												207	A	Grambling	57 73
												207	H	Grambling	63 64
												223	A	UTRGV	50 57
												240	A	Texas Southern	67 73
												240	H	Texas Southern	44 52
												243	N	A&M-Corpus Christi	67 59
												259	H	Alabama St.	71 59
												281	A	Jackson St.	89 80
												281	H	Jackson St.	76 57
												291	H	Alabama A&M	77 65
												329	A	Mississippi Val.	75 65
												329	H	Mississippi Val.	91 55
												346	A	Ark.-Pine Bluff	80 41
												351	A	Alcorn	82 61
LAST 12 Division I GAMES:															
329	H	Mississippi Val.	91 55	346	A	Ark.-Pine Bluff	80 41	329	A	Mississippi Val.	75 65				
207	A	Grambling	57 73	207	H	Grambling	63 64	281	H	Jackson St.	76 57				
281	A	Jackson St.	89 80	240	H	Texas Southern	44 52	351	A	Alcorn	82 61				
240	A	Texas Southern	67 73												
259	H	Alabama St.	71 59												
291	H	Alabama A&M	77 65												

Non-Div I Games: Jarvis Christian 117 32 Arlington Baptist 105 31

Prairie View

Loss, Non-Conf, S Site, H Home A Away N Neutral

Presbyterian

Through Games Of Feb. 23, 2019

Average RPI Win:	316	WON-LOST	WINNING	LAST 10	STRENGTH OF	OPP. STRENGTH	TEAM	ADJ.	CONF.	ADJ CONF.
Average RPI Loss:	195	RECORD	PCT. RANK	GAMES	SCHEDULE	OF SCHEDULE	RPI	RPI	RPI	RPI
DIV. I ONLY	5- 20	317	1- 0	300	306	330	330	28	28	
DIV. I NON-CONF.	2- 9	297	0- 0	283	270	320	320	29	29	
TOTALS	RPI 1-25	RPI 26-50	W-L RECORDS	RPI 51-100	RPI 101-150	RPI 150+				
5- 20	0- 0	0- 1	OVERALL	0- 1	0- 5	5- 13				
3- 7	0- 0	0- 0	HOME	0- 0	0- 1	3- 6				
2- 13	0- 0	0- 1	AWAY	0- 1	0- 4	2- 7				
0- 0	0- 0	0- 0	NEUTRAL	0- 0	0- 0	0- 0				
2- 9	0- 0	0- 1	NON-CONFERENCE	0- 0	0- 3	2- 5				
1- 2	0- 0	0- 0	HOME	0- 0	0- 0	1- 2				
1- 7	0- 0	0- 1	AWAY	0- 0	0- 3	1- 3				
0- 0	0- 0	0- 0	NEUTRAL	0- 0	0- 0	0- 0				
3- 11	0- 0	0- 0	CONFERENCE	0- 1	0- 2	3- 8				
2- 5	0- 0	0- 0	HOME	0- 0	0- 1	2- 4				
1- 6	0- 0	0- 0	AWAY	0- 1	0- 1	1- 4				
0- 0	0- 0	0- 0	NEUTRAL	0- 0	0- 0	0- 0				

RPI S	Opponent	Score	RPI S	Opponent	Score	RPI S	Opponent	Score	RPI S	Opponent	Score	Team's RPI: 330
40	A Tennessee	49 97	88	A Radford	49 59	106	A Georgia	59 83	120	A High Point	40 79	
						120	H High Point	63 70	124	A UNCW	48 63	
						140	A Davidson	56 83	182	A UNC Asheville	45 51	
						182	H UNC Asheville	43 52	203	A Vanderbilt	43 78	
						208	A Hampton	62 79	215	A Furman	68 76	
						218	A Campbell	46 51	226	H Gardner-Webb	58 66	
						260	H Wofford	61 50	279	A Winthrop	52 55	
						279	H Winthrop	54 62	283	H Ga. Southern	68 69	
						286	A Samford	54 75	293	A Col. of Charleston	71 65	
						299	H Charleston So.	55 63	310	H South Carolina St.	48 57	
						338	H Longwood	81 66	344	A USC Upstate	66 58	
						344	H USC Upstate	70 54				
LAST 12 Division I GAMES:												
344	A USC Upstate	66 58	182	H UNC Asheville	43 52	279	A Winthrop	52 55	88	A Radford	49 59	
120	H High Point	63 70	226	H Gardner-Webb	58 66	344	H USC Upstate	70 54	120	A High Point	40 79	
182	A UNC Asheville	45 51	344	H USC Upstate	70 54							
279	H Winthrop	54 62										
208	A Hampton	62 79										
299	H Charleston So.	55 63										

Non-Div I Games:

Presbyterian

Loss, Non-Conf, S Site, H Home A Away N Neutral

Average RPI Win:	194	WON-LOST	WINNING	LAST 10	STRENGTH OF	OPP. STRENGTH	TEAM	ADJ.	CONF.	ADJ CONF.
Average RPI Loss:	84	RECORD	PCT. RANK	GAMES	SCHEDULE	OF SCHEDULE	RPI	RPI	RPI	RPI
DIV. I ONLY	15- 9	105	1- 0	85	112	76	76	11	11	
DIV. I NON-CONF.	8- 7	160	0- 0	58	73	73	73	11	11	
TOTALS	RPI 1-25	RPI 26-50	W-L RECORDS	RPI 51-100	RPI 101-150	RPI 150+				
15- 9	0- 1	0- 2	OVERALL	2- 2	3- 3	10- 1				
6- 3	0- 0	0- 0	HOME	1- 1	2- 2	3- 0				
9- 3	0- 0	0- 0	AWAY	1- 1	1- 1	7- 1				
0- 3	0- 1	0- 2	NEUTRAL	0- 0	0- 0	0- 0				
8- 7	0- 1	0- 2	NON-CONFERENCE	1- 1	3- 2	4- 1				
3- 1	0- 0	0- 0	HOME	1- 0	2- 1	0- 0				
5- 3	0- 0	0- 0	AWAY	0- 1	1- 1	4- 1				
0- 3	0- 1	0- 2	NEUTRAL	0- 0	0- 0	0- 0				
7- 2	0- 0	0- 0	CONFERENCE	1- 1	0- 1	6- 0				
3- 2	0- 0	0- 0	HOME	0- 1	0- 1	3- 0				
4- 0	0- 0	0- 0	AWAY	1- 0	0- 0	3- 0				
0- 0	0- 0	0- 0	NEUTRAL	0- 0	0- 0	0- 0				

RPI 1-25				RPI 26-50				RPI 51-100				Team's RPI: 76		RPI 101+			
RPI	S	Opponent	Score	RPI	S	Opponent	Score	RPI	S	Opponent	Score		RPI	S	Opponent	Score	
11	N	Syracuse	61 92	28	N	DePaul	67 82	53	H	Quinnipiac	54 42		112	H	Yale	86 96	
				37	N	Kansas St.	61 80	55	A	Villanova	46 67		115	A	Hartford	75 38	
								64	H	Penn	60 66		129	A	Penn St.	71 79	
								82	A	Harvard	75 71		133	H	Seton Hall	66 70	
													140	H	Davidson	65 57	
													145	H	Marist	60 57	
													187	A	Rider	89 65	
													190	A	George Washington	49 64	
													204	A	Dartmouth	82 75	
													220	A	Cornell	75 46	
													220	H	Cornell	68 64	
													222	A	Monmouth	79 47	
													238	A	Columbia	79 64	
													238	H	Columbia	65 59	
													262	A	St. Francis Brooklyn	83 64	
													276	H	Brown	93 74	
													309	A	New Hampshire	90 42	
LAST 12 Division I GAMES:																	
				238	H	Columbia	65 59					220	A	Cornell	75 46		
				220	H	Cornell	68 64					238	A	Columbia	79 64		
				204	A	Dartmouth	82 75					64	H	Penn	60 66		
				82	A	Harvard	75 71					309	A	New Hampshire	90 42		
				276	H	Brown	93 74					115	A	Hartford	75 38		
				112	H	Yale	86 96					262	A	St. Francis Brooklyn	83 64		

Non-Div I Games:

Princeton

Providence

Through Games Of Feb. 23, 2019

Average RPI Win:	162	WON-LOST	WINNING	LAST 10	STRENGTH OF	OPP. STRENGTH	TEAM	ADJ.	CONF.	ADJ CONF.
Average RPI Loss:	95	RECORD	PCT. RANK	GAMES	SCHEDULE	OF SCHEDULE	RPI	RPI	RPI	RPI
DIV. I ONLY	16- 12	138	1- 0	115	67	111	111	6	6	
DIV. I NON-CONF.	8- 4	91	1- 0	252	164	155	155	4	4	
TOTALS	RPI 1-25	RPI 26-50	W-L RECORDS	RPI 51-100	RPI 101-150	RPI 150+				
16- 12	0- 1	2- 1	OVERALL	2- 6	5- 3	7- 1				
9- 5	0- 0	1- 0	HOME	1- 4	3- 1	4- 0				
6- 7	0- 1	1- 1	AWAY	1- 2	2- 2	2- 1				
1- 0	0- 0	0- 0	NEUTRAL	0- 0	0- 0	1- 0				
8- 4	0- 0	0- 0	NON-CONFERENCE	0- 2	3- 1	5- 1				
5- 2	0- 0	0- 0	HOME	0- 2	2- 0	3- 0				
2- 2	0- 0	0- 0	AWAY	0- 0	1- 1	1- 1				
1- 0	0- 0	0- 0	NEUTRAL	0- 0	0- 0	1- 0				
8- 8	0- 1	2- 1	CONFERENCE	2- 4	2- 2	2- 0				
4- 3	0- 0	1- 0	HOME	1- 2	1- 1	1- 0				
4- 5	0- 1	1- 1	AWAY	1- 2	1- 1	1- 0				
0- 0	0- 0	0- 0	NEUTRAL	0- 0	0- 0	0- 0				

RPI S Opponent	Score	RPI S Opponent	Score	RPI S Opponent	Score	RPI S Opponent	Score	Team's RPI: 111
10 A Marquette	46 85	28 A DePaul	62 88	53 H Quinnipiac	44 48	101 A Creighton	77 63	
		50 A Butler	66 63	55 A Villanova	33 53	101 H Creighton	64 73	
		50 H Butler	74 68	55 H Villanova	67 61	102 H Pepperdine	66 47	
				87 H Northeastern	59 65	112 H Yale	59 42	
				93 A St. John's (NY)	67 66	122 A Boston College	61 57	
				93 H St. John's (NY)	57 60	129 A Penn St.	72 74	
				99 A Georgetown	56 61	133 A Seton Hall	73 79	
				99 H Georgetown	52 68	133 H Seton Hall	82 75	
						188 A Xavier	63 55	
						188 H Xavier	71 58	
						219 H Sacred Heart	62 52	
						250 H Northern Ky.	48 43	
						255 A Rhode Island	65 72	
						289 H La Salle	77 47	
						311 N Bryant	72 64	
						323 A UMass Lowell	71 47	
LAST 12 Division I GAMES:								
311 N Bryant	72 64	99 A Georgetown	56 61					
101 H Creighton	64 73	55 A Villanova	33 53					
50 A Butler	66 63	101 A Creighton	77 63					
188 A Xavier	63 55	188 H Xavier	71 58					
93 H St. John's (NY)	57 60	50 H Butler	74 68					
133 H Seton Hall	82 75	133 A Seton Hall	73 79					

Non-Div I Games:

Providence

Loss, Non-Conf, S Site, H Home A Away N Neutral

Average RPI Win:	142	WON-LOST	WINNING	LAST 10	STRENGTH OF	OPP. STRENGTH	TEAM	ADJ.	CONF.	ADJ CONF.
Average RPI Loss:	67	RECORD	PCT. RANK	GAMES	SCHEDULE	OF SCHEDULE	RPI	RPI	RPI	RPI
DIV. I ONLY	17- 12	123	0- 1	41	52	72	72	4	4	
DIV. I NON-CONF.	9- 4	85	0- 0	80	69	72	72	6	6	
TOTALS	RPI 1-25	RPI 26-50	W-L RECORDS	RPI 51-100	RPI 101-150	RPI 150+				
17- 12	2- 4	2- 2	OVERALL	2- 3	3- 2	8- 1				
13- 3	2- 1	2- 0	HOME	2- 1	1- 1	6- 0				
3- 7	0- 2	0- 2	AWAY	0- 1	2- 1	1- 1				
1- 2	0- 1	0- 0	NEUTRAL	0- 1	0- 0	1- 0				
9- 4	1- 2	0- 1	NON-CONFERENCE	1- 1	0- 0	7- 0				
7- 1	1- 1	0- 0	HOME	1- 0	0- 0	5- 0				
1- 1	0- 0	0- 1	AWAY	0- 0	0- 0	1- 0				
1- 2	0- 1	0- 0	NEUTRAL	0- 1	0- 0	1- 0				
8- 8	1- 2	2- 1	CONFERENCE	1- 2	3- 2	1- 1				
6- 2	1- 0	2- 0	HOME	1- 1	1- 1	1- 0				
2- 6	0- 2	0- 1	AWAY	0- 1	2- 1	0- 1				
0- 0	0- 0	0- 0	NEUTRAL	0- 0	0- 0	0- 0				

RPI 1-25				RPI 26-50				RPI 51-100 Team's RPI: 72				RPI 101+			
RPI	S	Opponent	Score	RPI	S	Opponent	Score	RPI	S	Opponent	Score	RPI	S	Opponent	Score
5	N	UConn	40 86	32	A	Ohio	73 80	75	H	Ohio St.	60 42	105	A	Minnesota	64 53
8	A	Iowa	58 72	41	H	Michigan	71 70	79	A	Nebraska	61 67	105	H	Minnesota	45 65
8	H	Iowa	62 57	44	H	Indiana	56 53	79	H	Nebraska	64 84	117	A	Northwestern	57 54
20	H	Miami (FL)	74 63	45	A	Michigan St.	66 74	82	H	Harvard	66 65	117	H	Northwestern	61 58
21	H	South Carolina	73 82					93	N	St. John's (NY)	62 68	129	A	Penn St.	61 72
25	A	Rutgers	63 65									158	H	Bradley	74 61
												181	A	Wisconsin	69 76
												197	H	Illinois	72 50
												198	N	Ole Miss	70 59
												212	A	Ball St.	80 38
												225	H	Western Ill.	81 60
												239	H	Loyola Chicago	65 41
												247	H	Albany (NY)	53 41
												334	H	Purdue Fort Wayne	78 44
LAST 12 Division I GAMES:															
129	A	Penn St.	61 72	79	H	Nebraska	64 84								
117	H	Northwestern	61 58	8	A	Iowa	58 72								
105	H	Minnesota	45 65	105	A	Minnesota	64 53								
79	A	Nebraska	61 67	44	H	Indiana	56 53								
197	H	Illinois	72 50	25	A	Rutgers	63 65								
45	A	Michigan St.	66 74	117	A	Northwestern	57 54								

Non-Div I Games:

Purdue

■ Loss, 
■ Non-Conf, S Site, 
■ Home 
■ Away 
N Neutral



Average RPI Win:	271	WON-LOST	WINNING	LAST 10	STRENGTH OF	OPP. STRENGTH	TEAM	ADJ.	CONF.	ADJ CONF.
Average RPI Loss:	189	RECORD	PCT. RANK	GAMES	SCHEDULE	OF SCHEDULE	RPI	RPI	RPI	RPI
DIV. I ONLY	3- 20	336	0- 1	263	246	334	334	19	19	
DIV. I NON-CONF.	1- 8	322	0- 0	338	316	347	347	19	19	
TOTALS	RPI 1-25	RPI 26-50	W-L RECORDS	RPI 51-100	RPI 101-150	RPI 150+				
3- 20	0- 0	0- 4	OVERALL	0- 1	0- 0	3- 15				
2- 7	0- 0	0- 2	HOME	0- 0	0- 0	2- 5				
1- 13	0- 0	0- 2	AWAY	0- 1	0- 0	1- 10				
0- 0	0- 0	0- 0	NEUTRAL	0- 0	0- 0	0- 0				
1- 8	0- 0	0- 0	NON-CONFERENCE	0- 1	0- 0	1- 7				
0- 3	0- 0	0- 0	HOME	0- 0	0- 0	0- 3				
1- 5	0- 0	0- 0	AWAY	0- 1	0- 0	1- 4				
0- 0	0- 0	0- 0	NEUTRAL	0- 0	0- 0	0- 0				
2- 12	0- 0	0- 4	CONFERENCE	0- 0	0- 0	2- 8				
2- 4	0- 0	0- 2	HOME	0- 0	0- 0	2- 2				
0- 8	0- 0	0- 2	AWAY	0- 0	0- 0	0- 6				
0- 0	0- 0	0- 0	NEUTRAL	0- 0	0- 0	0- 0				

RPI 1-25			RPI 26-50			RPI 51-100			RPI 101+			Team's RPI: 334			
RPI	S	Opponent	Score	RPI	S	Opponent	Score	RPI	S	Opponent	Score				
				33	A	South Dakota	51 69	72	A	Purdue	44 78	160	A	Denver	62 82
				33	H	South Dakota	49 71					160	H	Denver	70 55
				36	A	South Dakota St.	68 92					166	A	Oral Roberts	56 66
				36	H	South Dakota St.	52 85					166	H	Oral Roberts	61 72
												194	A	Milwaukee	48 70
												201	H	Eastern Mich.	72 87
												225	A	Western Ill.	59 73
												225	H	Western Ill.	61 90
												237	H	SIUE	49 57
												239	A	Loyola Chicago	67 81
												248	A	North Dakota	60 79
												267	A	Western Mich.	61 69
												295	A	Eastern Ill.	63 72
												312	H	Valparaiso	64 68
												317	A	North Dakota St.	54 70
												321	A	Omaha	61 70
												321	H	Omaha	56 48
												333	A	Evansville	72 66
LAST 12 Division I GAMES:															
				36	A	South Dakota St.	68 92	160	H	Denver	70 55				
				321	A	Omaha	61 70	321	H	Omaha	56 48				
				160	A	Denver	62 82	225	A	Western Ill.	59 73				
				225	H	Western Ill.	61 90	33	A	South Dakota	51 69				
				33	H	South Dakota	49 71	166	H	Oral Roberts	61 72				
				166	A	Oral Roberts	56 66	36	H	South Dakota St.	52 85				

Non-Div I Games: Taylor (IN) 84 74 Goshen 86 45 Ind.-Kokomo 87 50

Purdue Fort Wayne

Loss, Non-Conf, S Site, H Home A Away N Neutral

Quinnipiac

Through Games Of Feb. 23, 2019

Average RPI Win:	226	WON-LOST	WINNING	LAST 10	STRENGTH OF	OPP. STRENGTH	TEAM	ADJ.	CONF.	ADJ CONF.
Average RPI Loss:	37	RECORD	PCT. RANK	GAMES	SCHEDULE	OF SCHEDULE	RPI	RPI	RPI	RPI
DIV. I ONLY	21- 6	33	1- 0	106	193	53	53	26	26	
DIV. I NON-CONF.	5- 6	177	1- 0	19	11	57	57	27	27	
TOTALS	RPI 1-25	RPI 26-50	W-L RECORDS	RPI 51-100	RPI 101-150	RPI 150+				
21- 6	0- 2	0- 2	OVERALL	2- 2	3- 0	16- 0				
9- 2	0- 2	0- 0	HOME	0- 0	1- 0	8- 0				
11- 2	0- 0	0- 0	AWAY	2- 2	2- 0	7- 0				
1- 2	0- 0	0- 2	NEUTRAL	0- 0	0- 0	1- 0				
5- 6	0- 2	0- 2	NON-CONFERENCE	2- 2	1- 0	2- 0				
1- 2	0- 2	0- 0	HOME	0- 0	0- 0	1- 0				
3- 2	0- 0	0- 0	AWAY	2- 2	1- 0	0- 0				
1- 2	0- 0	0- 2	NEUTRAL	0- 0	0- 0	1- 0				
16- 0	0- 0	0- 0	CONFERENCE	0- 0	2- 0	14- 0				
8- 0	0- 0	0- 0	HOME	0- 0	1- 0	7- 0				
8- 0	0- 0	0- 0	AWAY	0- 0	1- 0	7- 0				
0- 0	0- 0	0- 0	NEUTRAL	0- 0	0- 0	0- 0				

RPI 1-25			RPI 26-50			RPI 51-100			Team's RPI: 53	RPI 101+		
RPI	S	Opponent	Score	RPI	S	Opponent	Score	RPI	S	Opponent	Score	
15	H	UCF	45 47	27	N	Missouri	51 65	52	A	Bucknell	58 75	111 A Providence 48 44
24	H	Central Mich.	52 67	29	N	Texas	55 56	63	A	Drexel	56 52	145 A Marist 76 69
								76	A	Princeton	42 54	145 H Marist 78 66
								82	A	Harvard	72 67	187 A Rider 66 60
												187 H Rider 72 56
												212 N Ball St. 69 66
												222 A Monmouth 58 46
												222 H Monmouth 67 38
												261 A Niagara 96 55
												261 H Niagara 62 42
												270 H Richmond 65 48
												272 H Siena 68 31
												284 A Manhattan 64 39
												287 A Canisius 55 42
												287 H Canisius 68 51
												290 A Fairfield 48 40
												290 H Fairfield 81 36
												327 A Iona 76 39
												340 H Saint Peter's 90 45
LAST 12 Division I GAMES:												
212	N	Ball St.	69 66	287	H	Canisius	68 51					
27	N	Missouri	51 65	261	H	Niagara	62 42					
145	H	Marist	78 66	187	H	Rider	72 56					
187	A	Rider	66 60	222	A	Monmouth	58 46					
290	A	Fairfield	48 40	327	A	Iona	76 39					
284	A	Manhattan	64 39	272	H	Siena	68 31					

Non-Div I Games:

Quinnipiac

Loss, Non-Conf, S Site, H Home A Away N Neutral

Average RPI Win: <b>235</b>	WON-LOST	WINNING	LAST 10	STRENGTH OF	OPP. STRENGTH	TEAM	ADJ.	CONF.	ADJ CONF.
Average RPI Loss: <b>122</b>	RECORD	PCT. RANK	GAMES	SCHEDULE	OF SCHEDULE	RPI	RPI	RPI	RPI
DIV. I ONLY	18- 6	47	1- 0	201	253	88	88	28	28
DIV. I NON-CONF.	5- 5	162	0- 0	117	64	115	115	29	29
TOTALS	RPI 1-25	RPI 26-50	W-L RECORDS	RPI 51-100	RPI 101-150	RPI 150+			
18- 6	0- 1	0- 0	OVERALL	0- 2	4- 1	14- 2			
9- 1	0- 0	0- 0	HOME	0- 0	1- 1	8- 0			
8- 4	0- 1	0- 0	AWAY	0- 1	3- 0	5- 2			
1- 1	0- 0	0- 0	NEUTRAL	0- 1	0- 0	1- 0			
5- 5	0- 1	0- 0	NON-CONFERENCE	0- 2	2- 1	3- 1			
2- 1	0- 0	0- 0	HOME	0- 0	0- 1	2- 0			
2- 3	0- 1	0- 0	AWAY	0- 1	2- 0	0- 1			
1- 1	0- 0	0- 0	NEUTRAL	0- 1	0- 0	1- 0			
13- 1	0- 0	0- 0	CONFERENCE	0- 0	2- 0	11- 1			
7- 0	0- 0	0- 0	HOME	0- 0	1- 0	6- 0			
6- 1	0- 0	0- 0	AWAY	0- 0	1- 0	5- 1			
0- 0	0- 0	0- 0	NEUTRAL	0- 0	0- 0	0- 0			

RPI 1-25				RPI 26-50				RPI 51-100 Team's RPI: 88				RPI 101+			
RPI	S	Opponent	Score	RPI	S	Opponent	Score	RPI	S	Opponent	Score	RPI	S	Opponent	Score
9	A	NC State	58 <b>75</b>					57	A	Virginia Tech	44 <b>55</b>	103	A	VCU	54 49
								79	N	Nebraska	39 <b>77</b>	107	A	Virginia	57 44
												120	A	High Point	84 79
												120	H	High Point	80 58
												131	H	Morehead St.	72 <b>79</b>
												162	N	Temple	56 50
												182	H	UNC Asheville	60 46
												208	A	Hampton	54 <b>68</b>
												218	A	Campbell	56 52
												218	H	Campbell	61 57
												226	H	Gardner-Webb	79 69
												249	A	Mt. St. Mary's	77 <b>89</b>
												254	H	ETSU	79 64
												279	A	Winthrop	79 57
												279	H	Winthrop	70 49
												299	A	Charleston So.	67 41
												310	H	South Carolina St.	61 31
												330	H	Presbyterian	59 49
												338	A	Longwood	68 34
												338	H	Longwood	81 52
												344	A	USC Upstate	82 41
LAST 12 Division I GAMES:															
218	H	Campbell	61 57	218	A	Campbell	56 52								
279	A	Winthrop	79 57	330	H	Presbyterian	59 49								
338	H	Longwood	81 52	338	A	Longwood	68 34								
120	A	High Point	84 79	299	A	Charleston So.	67 41								
226	H	Gardner-Webb	79 69	279	H	Winthrop	70 49								
344	A	USC Upstate	82 41	208	A	Hampton	54 <b>68</b>								

Non-Div I Games: Shepherd 60 46

Radford

■ Loss, 
 ■ Non-Conf, S Site, 
 ■ Home 
 ■ Away 
 N Neutral

## Rhode Island

Through Games Of Feb. 23, 2019

Average RPI Win:	225	WON-LOST	WINNING	LAST 10	STRENGTH OF	OPP. STRENGTH	TEAM	ADJ.	CONF.	ADJ CONF.
Average RPI Loss:	149	RECORD	PCT. RANK	GAMES	SCHEDULE	OF SCHEDULE	RPI	RPI	RPI	RPI
DIV. I ONLY	7- 18	283	1- 0	154	173	255	255	17	17	
DIV. I NON-CONF.	5- 7	206	1- 0	74	185	159	159	16	16	
TOTALS	RPI 1-25	RPI 26-50	W-L RECORDS	RPI 51-100	RPI 101-150	RPI 150+				
7- 18	0- 1	0- 1	OVERALL	0- 1	1- 8	6- 7				
3- 9	0- 0	0- 0	HOME	0- 1	1- 6	2- 2				
4- 9	0- 1	0- 1	AWAY	0- 0	0- 2	4- 5				
0- 0	0- 0	0- 0	NEUTRAL	0- 0	0- 0	0- 0				
5- 7	0- 1	0- 1	NON-CONFERENCE	0- 1	1- 3	4- 1				
3- 3	0- 0	0- 0	HOME	0- 1	1- 2	2- 0				
2- 4	0- 1	0- 1	AWAY	0- 0	0- 1	2- 1				
0- 0	0- 0	0- 0	NEUTRAL	0- 0	0- 0	0- 0				
2- 11	0- 0	0- 0	CONFERENCE	0- 0	0- 5	2- 6				
0- 6	0- 0	0- 0	HOME	0- 0	0- 4	0- 2				
2- 5	0- 0	0- 0	AWAY	0- 0	0- 1	2- 4				
0- 0	0- 0	0- 0	NEUTRAL	0- 0	0- 0	0- 0				

RPI 1-25				RPI 26-50				RPI 51-100				RPI 101+ Team's RPI: 255			
RPI	S	Opponent	Score	RPI	S	Opponent	Score	RPI	S	Opponent	Score	RPI	S	Opponent	Score
18	A	Kentucky	52 75	42	A	Clemson	67 80	82	H	Harvard	47 80	103	A	VCU	39 74
												105	A	Minnesota	71 91
												111	H	Providence	72 65
												113	H	Dayton	62 74
												115	H	Hartford	51 65
												121	H	Fordham	38 56
												122	H	Boston College	64 88
												140	H	Davidson	67 77
												150	H	Duquesne	58 75
												184	A	Holy Cross	65 73
												190	H	George Washington	59 64
												191	A	Saint Louis	68 56
												196	A	Robert Morris	46 41
												211	A	George Mason	69 75
												233	A	Massachusetts	34 56
												234	A	St. Bonaventure	61 62
												234	H	St. Bonaventure	68 84
												248	H	North Dakota	77 63
												270	A	Richmond	66 60
												276	H	Brown	72 67
												282	A	Vermont	61 58
												289	A	La Salle	71 77
LAST 12 Division I GAMES:															
276	H	Brown	72 67	234	H	St. Bonaventure	68 84								
234	A	St. Bonaventure	61 62	211	A	George Mason	69 75								
150	H	Duquesne	58 75	121	H	Fordham	38 56								
233	A	Massachusetts	34 56	103	A	VCU	39 74								
289	A	La Salle	71 77	191	A	Saint Louis	68 56								
113	H	Dayton	62 74	140	H	Davidson	67 77								

Non-Div I Games:

Rhode Island

■ Loss, 
 ■ Non-Conf, 
 ■ S Site, 
 ■ H Home 
 ■ A Away 
 N Neutral

Average RPI Win:	198	WON-LOST	WINNING	LAST 10	STRENGTH OF	OPP. STRENGTH	TEAM	ADJ.	CONF.	ADJ CONF.
Average RPI Loss:	24	RECORD	PCT. RANK	GAMES	SCHEDULE	OF SCHEDULE	RPI	RPI	RPI	RPI
DIV. I ONLY	23- 3	8	1- 0	176	114	34	34	14	14	
DIV. I NON-CONF.	9- 3	61	0- 0	203	75	69	69	17	17	
TOTALS	RPI 1-25	RPI 26-50	W-L RECORDS	RPI 51-100	RPI 101-150	RPI 150+				
23- 3	0- 1	0- 2	OVERALL	3- 0	4- 0	16- 0				
12- 0	0- 0	0- 0	HOME	1- 0	2- 0	9- 0				
10- 2	0- 1	0- 1	AWAY	2- 0	2- 0	6- 0				
1- 1	0- 0	0- 1	NEUTRAL	0- 0	0- 0	1- 0				
9- 3	0- 1	0- 2	NON-CONFERENCE	1- 0	1- 0	7- 0				
5- 0	0- 0	0- 0	HOME	0- 0	1- 0	4- 0				
3- 2	0- 1	0- 1	AWAY	1- 0	0- 0	2- 0				
1- 1	0- 0	0- 1	NEUTRAL	0- 0	0- 0	1- 0				
14- 0	0- 0	0- 0	CONFERENCE	2- 0	3- 0	9- 0				
7- 0	0- 0	0- 0	HOME	1- 0	1- 0	5- 0				
7- 0	0- 0	0- 0	AWAY	1- 0	2- 0	4- 0				
0- 0	0- 0	0- 0	NEUTRAL	0- 0	0- 0	0- 0				

RPI 1-25				RPI 26-50				Team's RPI: 34		RPI 51-100				RPI 101+			
RPI	S	Opponent	Score	RPI	S	Opponent	Score			RPI	S	Opponent	Score	RPI	S	Opponent	Score
16	A	Texas A&M	54 65	26	N	North Carolina	50 71			62	A	Middle Tenn.	60 47	104	A	UAB	55 43
				31	A	UCLA	50 59			66	A	Little Rock	79 65	119	H	Charlotte	61 51
										89	H	Old Dominion	48 42	123	A	Western Ky.	68 46
														135	H	Georgia St.	66 49
														163	N	Coastal Caro.	56 52
														171	A	Louisiana Tech	61 51
														176	A	North Texas	59 47
														176	H	North Texas	64 52
														179	A	Southern Miss.	58 47
														199	A	Prairie View	68 58
														206	A	Marshall	79 67
														228	H	SMU	66 52
														240	H	Texas Southern	76 71
														277	H	UTEP	76 42
														288	H	New Orleans	67 56
														301	A	Incarinate Word	74 63
														304	H	Fla. Atlantic	63 35
														305	H	UTSA	85 54
														316	H	FIU	76 44
														324	H	McNeese	93 65
LAST 12 Division I GAMES:																	
				176	A	North Texas	59 47			119	H	Charlotte	61 51				
				304	H	Fla. Atlantic	63 35			104	A	UAB	55 43				
				316	H	FIU	76 44			62	A	Middle Tenn.	60 47				
				206	A	Marshall	79 67			176	H	North Texas	64 52				
				123	A	Western Ky.	68 46			277	H	UTEP	76 42				
				89	H	Old Dominion	48 42			305	H	UTSA	85 54				

Non-Div I Games:

Rice

■ Loss, 
 ■ Non-Conf, S Site, 
 ■ Home 
 ■ Away 
 N Neutral

Average RPI Win: <b>246</b>	WON-LOST	WINNING	LAST 10	STRENGTH OF	OPP. STRENGTH	TEAM	ADJ.	CONF.	ADJ CONF.
Average RPI Loss: <b>136</b>	RECORD	PCT. RANK	GAMES	SCHEDULE	OF SCHEDULE	RPI	RPI	RPI	RPI
DIV. I ONLY	7- 19	288	0- 1	130	171	270	270	17	17
DIV. I NON-CONF.	3- 10	278	0- 0	109	128	267	267	16	16
TOTALS	RPI 1-25	RPI 26-50	W-L RECORDS	RPI 51-100	RPI 101-150	RPI 150+			
7- 19	0- 1	0- 1	OVERALL	0- 4	0- 7	7- 6			
6- 7	0- 0	0- 1	HOME	0- 2	0- 1	6- 3			
1- 11	0- 1	0- 0	AWAY	0- 1	0- 6	1- 3			
0- 1	0- 0	0- 0	NEUTRAL	0- 1	0- 0	0- 0			
3- 10	0- 1	0- 1	NON-CONFERENCE	0- 4	0- 1	3- 3			
3- 4	0- 0	0- 1	HOME	0- 2	0- 0	3- 1			
0- 5	0- 1	0- 0	AWAY	0- 1	0- 1	0- 2			
0- 1	0- 0	0- 0	NEUTRAL	0- 1	0- 0	0- 0			
4- 9	0- 0	0- 0	CONFERENCE	0- 0	0- 6	4- 3			
3- 3	0- 0	0- 0	HOME	0- 0	0- 1	3- 2			
1- 6	0- 0	0- 0	AWAY	0- 0	0- 5	1- 1			
0- 0	0- 0	0- 0	NEUTRAL	0- 0	0- 0	0- 0			

RPI 1-25				RPI 26-50				RPI 51-100				RPI 101+ Team's RPI: 270			
RPI	S	Opponent	Score	RPI	S	Opponent	Score	RPI	S	Opponent	Score	RPI	S	Opponent	Score
15	A	UCF	48 <b>70</b>	32	H	Ohio	58 <b>109</b>	53	A	Quinnipiac	48 <b>65</b>	103	A	VCU	37 <b>58</b>
								57	N	Virginia Tech	57 <b>85</b>	103	H	VCU	43 <b>68</b>
								63	H	Drexel	35 <b>58</b>	113	A	Dayton	50 <b>71</b>
								99	H	Georgetown	53 <b>73</b>	118	A	Wake Forest	48 <b>62</b>
												121	A	Fordham	48 <b>60</b>
												140	A	Davidson	55 <b>78</b>
												150	A	Duquesne	54 <b>80</b>
												173	A	William & Mary	55 <b>65</b>
												191	A	Saint Louis	48 <b>78</b>
												195	H	UMES	57 55
												211	H	George Mason	52 <b>67</b>
												227	H	Howard	67 60
												233	H	Massachusetts	62 58
												234	H	St. Bonaventure	57 49
												242	H	Saint Joseph's	46 45
												255	H	Rhode Island	60 <b>66</b>
												289	A	La Salle	74 60
												290	H	Fairfield	40 <b>58</b>
												302	H	UNC Greensboro	59 48
												304	A	Fla. Atlantic	55 <b>69</b>
LAST 12 Division I GAMES:															
211	H	George Mason	52 <b>67</b>	289	A	La Salle	74 60								
191	A	Saint Louis	48 <b>78</b>	242	H	Saint Joseph's	46 45								
234	H	St. Bonaventure	57 49	150	A	Duquesne	54 <b>80</b>								
103	A	VCU	37 <b>58</b>	140	A	Davidson	55 <b>78</b>								
113	A	Dayton	50 <b>71</b>	103	H	VCU	43 <b>68</b>								
233	H	Massachusetts	62 58	121	A	Fordham	48 <b>60</b>								

Non-Div I Games:

Richmond

■ Loss, 
 ■ Non-Conf, S Site, 
 ■ Home 
 ■ Away 
 N Neutral

Average RPI Win: <b>265</b>	WON-LOST	WINNING	LAST 10	STRENGTH OF	OPP. STRENGTH	TEAM	ADJ.	CONF.	ADJ CONF.
Average RPI Loss: <b>157</b>	RECORD	PCT. RANK	GAMES	SCHEDULE	OF SCHEDULE	RPI	RPI	RPI	RPI
DIV. I ONLY	<b>15- 11</b>	<b>130</b>	<b>0- 1</b>	<b>261</b>	<b>257</b>	<b>187</b>	<b>187</b>	<b>26</b>	<b>26</b>
DIV. I NON-CONF.	<b>4- 7</b>	<b>228</b>	<b>0- 1</b>	<b>233</b>	<b>215</b>	<b>252</b>	<b>252</b>	<b>27</b>	<b>27</b>
TOTALS	RPI 1-25	RPI 26-50	W-L RECORDS	RPI 51-100	RPI 101-150	RPI 150+			
15- 11	0- 0	0- 0	OVERALL	0- 5	2- 1	13- 5			
7- 6	0- 0	0- 0	HOME	0- 3	1- 0	6- 3			
8- 4	0- 0	0- 0	AWAY	0- 2	1- 0	7- 2			
0- 1	0- 0	0- 0	NEUTRAL	0- 0	0- 1	0- 0			
4- 7	0- 0	0- 0	NON-CONFERENCE	0- 3	0- 1	4- 3			
2- 3	0- 0	0- 0	HOME	0- 2	0- 0	2- 1			
2- 3	0- 0	0- 0	AWAY	0- 1	0- 0	2- 2			
0- 1	0- 0	0- 0	NEUTRAL	0- 0	0- 1	0- 0			
11- 4	0- 0	0- 0	CONFERENCE	0- 2	2- 0	9- 2			
5- 3	0- 0	0- 0	HOME	0- 1	1- 0	4- 2			
6- 1	0- 0	0- 0	AWAY	0- 1	1- 0	5- 0			
0- 0	0- 0	0- 0	NEUTRAL	0- 0	0- 0	0- 0			

RPI	S	Opponent	Score	RPI	S	Opponent	Score	RPI	S	Opponent	Score	RPI	S	Opponent	Score	Team's RPI: 187
52	A	Bucknell	59	80	122	N	Boston College	61	112	145	A	Marist	68	58		
53	A	Quinnipiac	56	72	145	A	Marist	70	64	184	A	Holy Cross	61	71		
53	H	Quinnipiac	60	66	222	A	Monmouth	55	43	222	H	Monmouth	65	50		
76	H	Princeton	65	89	235	H	Navy	60	66	242	A	Saint Joseph's	56	54		
99	H	Georgetown	49	79	246	A	Binghamton	62	57	249	H	Mt. St. Mary's	85	67		
					272	A	Siena	55	52	282	A	Vermont	49	54		
					284	A	Manhattan	73	63	284	H	Manhattan	57	60		
					287	H	Canisius	49	62	290	H	Fairfield	62	59		
					325	H	NJIT	67	46	327	A	Iona	66	58		
					327	H	Iona	75	64	327	H	Iona	75	64		
					340	A	Saint Peter's	78	43	340	A	Saint Peter's	78	43		
					340	H	Saint Peter's	60	38	340	H	Saint Peter's	60	38		
LAST 12 Division I GAMES:																
122	N	Boston College	61	112	222	H	Monmouth	65	50							
53	H	Quinnipiac	60	66	53	A	Quinnipiac	56	72							
284	H	Manhattan	57	60	145	A	Marist	68	58							
340	A	Saint Peter's	78	43	287	H	Canisius	49	62							
327	H	Iona	75	64	284	A	Manhattan	73	63							
145	H	Marist	70	64	340	H	Saint Peter's	60	38							

Non-Div I Games:

Rider

■ Loss, 
 ■ Non-Conf, 
 ■ S Site, 
 ■ H Home 
 ■ A Away 
 N Neutral

Average RPI Win:	298	WON-LOST	WINNING	LAST 10	STRENGTH OF	OPP. STRENGTH	TEAM	ADJ.	CONF.	ADJ CONF.
Average RPI Loss:	146	RECORD	PCT. RANK	GAMES	SCHEDULE	OF SCHEDULE	RPI	RPI	RPI	RPI
DIV. I ONLY	15- 9	105	0- 1	317	296	196	196	31	31	
DIV. I NON-CONF.	2- 8	293	0- 1	259	66	321	321	31	31	
TOTALS	RPI 1-25	RPI 26-50	W-L RECORDS	RPI 51-100	RPI 101-150	RPI 150+				
15- 9	0- 1	0- 1	OVERALL	0- 1	0- 2	15- 4				
9- 3	0- 0	0- 1	HOME	0- 1	0- 0	9- 1				
6- 5	0- 1	0- 0	AWAY	0- 0	0- 2	6- 2				
0- 1	0- 0	0- 0	NEUTRAL	0- 0	0- 0	0- 1				
2- 8	0- 1	0- 1	NON-CONFERENCE	0- 1	0- 2	2- 3				
2- 3	0- 0	0- 1	HOME	0- 1	0- 0	2- 1				
0- 4	0- 1	0- 0	AWAY	0- 0	0- 2	0- 1				
0- 1	0- 0	0- 0	NEUTRAL	0- 0	0- 0	0- 1				
13- 1	0- 0	0- 0	CONFERENCE	0- 0	0- 0	13- 1				
7- 0	0- 0	0- 0	HOME	0- 0	0- 0	7- 0				
6- 1	0- 0	0- 0	AWAY	0- 0	0- 0	6- 1				
0- 0	0- 0	0- 0	NEUTRAL	0- 0	0- 0	0- 0				

RPI 1-25				RPI 26-50				RPI 51-100				RPI 101+ Team's RPI: 196			
RPI	S	Opponent	Score	RPI	S	Opponent	Score	RPI	S	Opponent	Score	RPI	S	Opponent	Score
8	A	Iowa	63 92	38	H	James Madison	36 59	85	H	Kent St.	46 54	108	A	Loyola Marymount	53 61
												125	A	Youngstown St.	59 69
												216	A	Bowling Green	60 61
												219	H	Sacred Heart	64 46
												228	N	SMU	55 60
												244	A	Saint Francis (PA)	66 60
												249	A	Mt. St. Mary's	55 61
												249	H	Mt. St. Mary's	70 58
												255	H	Rhode Island	41 46
												262	A	St. Francis Brooklyn	75 56
												262	H	St. Francis Brooklyn	74 57
												289	H	La Salle	67 39
												300	H	Wagner	69 46
												311	A	Bryant	60 57
												311	H	Bryant	59 56
												318	A	Central Conn. St.	64 57
												318	H	Central Conn. St.	60 40
												341	H	Delaware St.	64 63
												347	A	Fairleigh Dickinson	63 43
												347	H	Fairleigh Dickinson	71 49
												348	A	LIU Brooklyn	89 37
LAST 12 Division I GAMES:															
108	A	Loyola Marymount	53 61	347	A	Fairleigh Dickinson	63 43								
262	H	St. Francis Brooklyn	74 57	219	H	Sacred Heart	64 46								
244	A	Saint Francis (PA)	66 60	300	H	Wagner	69 46								
249	A	Mt. St. Mary's	55 61	318	A	Central Conn. St.	64 57								
318	H	Central Conn. St.	60 40	311	A	Bryant	60 57								
311	H	Bryant	59 56	348	A	LIU Brooklyn	89 37								

Non-Div I Games: Pitt.-Johnstown 73 53

Robert Morris

■ Loss, 
 ■ Non-Conf, 
 ■ S Site, 
 ■ H Home 
 ■ A Away 
 N Neutral



Average RPI Win:	140	WON-LOST	WINNING	LAST 10	STRENGTH OF	OPP. STRENGTH	TEAM	ADJ.	CONF.	ADJ CONF.
Average RPI Loss:	42	RECORD	PCT. RANK	GAMES	SCHEDULE	OF SCHEDULE	RPI	RPI	RPI	RPI
DIV. I ONLY	18- 8	70	1- 0	28	61	25	25	4	4	
DIV. I NON-CONF.	8- 3	72	1- 1	81	142	54	54	6	6	
TOTALS	RPI 1-25	RPI 26-50	W-L RECORDS	RPI 51-100	RPI 101-150	RPI 150+				
18- 8	1- 4	3- 1	OVERALL	4- 2	3- 1	7- 0				
11- 2	0- 1	2- 0	HOME	2- 1	2- 0	5- 0				
6- 4	1- 1	1- 1	AWAY	2- 1	1- 1	1- 0				
1- 2	0- 2	0- 0	NEUTRAL	0- 0	0- 0	1- 0				
8- 3	0- 2	0- 0	NON-CONFERENCE	2- 1	0- 0	6- 0				
6- 0	0- 0	0- 0	HOME	1- 0	0- 0	5- 0				
1- 1	0- 0	0- 0	AWAY	1- 1	0- 0	0- 0				
1- 2	0- 2	0- 0	NEUTRAL	0- 0	0- 0	1- 0				
10- 5	1- 2	3- 1	CONFERENCE	2- 1	3- 1	1- 0				
5- 2	0- 1	2- 0	HOME	1- 1	2- 0	0- 0				
5- 3	1- 1	1- 1	AWAY	1- 0	1- 1	1- 0				
0- 0	0- 0	0- 0	NEUTRAL	0- 0	0- 0	0- 0				

RPI	S	Opponent	Score	RPI	S	Opponent	Score	RPI	S	Opponent	Score	RPI	S	Opponent	Score
8	A	Iowa	66 72	41	A	Michigan	76 86	57	A	Virginia Tech	51 67	105	A	Minnesota	46 60
13	A	Maryland	73 65	44	A	Indiana	69 61	65	H	LSU	57 43	117	H	Northwestern	45 41
13	H	Maryland	48 62	44	H	Indiana	69 64	72	H	Purdue	65 63	129	A	Penn St.	69 61
14	N	Gonzaga	40 57	45	H	Michigan St.	76 62	75	H	Ohio St.	39 59	129	H	Penn St.	74 61
23	N	Drake	59 69					79	A	Nebraska	62 56	157	H	Stony Brook	61 47
								82	A	Harvard	60 49	197	A	Illinois	71 60
												244	H	Saint Francis (PA)	96 52
												247	H	Albany (NY)	65 39
												254	N	ETSU	68 44
												276	H	Brown	73 52
												318	H	Central Conn. St.	73 44
LAST 12 Division I GAMES:															
254	N	ETSU	68 44	105	A	Minnesota	46 60	44	H	Indiana	69 64	8	A	Iowa	66 72
14	N	Gonzaga	40 57	129	A	Penn St.	69 61	45	H	Michigan St.	76 62	72	H	Purdue	65 63
41	A	Michigan	76 86	8	A	Iowa	66 72								
44	A	Indiana	69 61												
75	H	Ohio St.	39 59												
13	H	Maryland	48 62												

Non-Div I Games:

Rutgers

■ Loss, 
■ Non-Conf, 
■ S Site, 
■ H Home 
■ A Away 
N Neutral

Average RPI Win:	238	WON-LOST	WINNING	LAST 10	STRENGTH OF	OPP. STRENGTH	TEAM	ADJ.	CONF.	ADJ CONF.
Average RPI Loss:	112	RECORD	PCT. RANK	GAMES	SCHEDULE	OF SCHEDULE	RPI	RPI	RPI	RPI
DIV. I ONLY	19- 4	18	0- 1	275	249	77	77	25	25	
DIV. I NON-CONF.	6- 3	91	0- 1	89	153	63	63	23	23	
TOTALS	RPI 1-25	RPI 26-50	W-L RECORDS	RPI 51-100	RPI 101-150	RPI 150+				
19- 4	0- 1	0- 1	OVERALL	1- 0	2- 1	16- 1				
11- 0	0- 0	0- 0	HOME	1- 0	2- 0	8- 0				
7- 4	0- 1	0- 1	AWAY	0- 0	0- 1	7- 1				
1- 0	0- 0	0- 0	NEUTRAL	0- 0	0- 0	1- 0				
6- 3	0- 1	0- 1	NON-CONFERENCE	0- 0	2- 1	4- 0				
5- 0	0- 0	0- 0	HOME	0- 0	2- 0	3- 0				
0- 3	0- 1	0- 1	AWAY	0- 0	0- 1	0- 0				
1- 0	0- 0	0- 0	NEUTRAL	0- 0	0- 0	1- 0				
13- 1	0- 0	0- 0	CONFERENCE	1- 0	0- 0	12- 1				
6- 0	0- 0	0- 0	HOME	1- 0	0- 0	5- 0				
7- 1	0- 0	0- 0	AWAY	0- 0	0- 0	7- 1				
0- 0	0- 0	0- 0	NEUTRAL	0- 0	0- 0	0- 0				

RPI 1-25				RPI 26-50				RPI 51-100				Team's RPI: 77		RPI 101+			
RPI	S	Opponent	Score	RPI	S	Opponent	Score	RPI	S	Opponent	Score	RPI	S	Opponent	Score		
20	A	Miami (FL)	60 81	49	A	New Mexico	33 74	60	H	Lamar University	70 58	112	H	Yale	67 57		
												136	H	Montana St.	60 53		
												137	A	Texas Tech	69 77		
												159	H	Tulsa	76 34		
												164	A	Abilene Christian	71 55		
												172	H	Nicholls St.	70 62		
												183	A	Sam Houston St.	78 68		
												208	N	Hampton	70 68		
												240	H	Texas Southern	74 55		
												243	A	A&M-Corpus Christi	44 46		
												280	A	Central Ark.	59 53		
												288	H	New Orleans	97 38		
												301	A	Incarnate Word	66 56		
												301	H	Incarnate Word	65 48		
												303	H	Morgan St.	69 42		
												306	A	Southeastern La.	62 51		
												322	A	Northwestern St.	87 67		
												322	H	Northwestern St.	84 56		
												324	A	McNeese	97 48		
												342	H	Houston Baptist	65 53		
LAST 12 Division I GAMES:																	
				49	A	New Mexico	33 74	60	H	Lamar University	70 58						
				112	H	Yale	67 57	342	H	Houston Baptist	65 53						
				301	H	Incarnate Word	65 48	183	A	Sam Houston St.	78 68						
				243	A	A&M-Corpus Christi	44 46	280	A	Central Ark.	59 53						
				322	A	Northwestern St.	87 67	164	A	Abilene Christian	71 55						
				324	A	McNeese	97 48	301	A	Incarnate Word	66 56						

Non-Div I Games: Wiley 97 38 Cameron 86 59 Our Lady of the Lak93 77

SFA

Loss, Non-Conf, S Site, H Home A Away N Neutral

Average RPI Win:	284	WON-LOST	WINNING	LAST 10	STRENGTH OF	OPP. STRENGTH	TEAM	ADJ.	CONF.	ADJ CONF.
Average RPI Loss:	171	RECORD	PCT. RANK	GAMES	SCHEDULE	OF SCHEDULE	RPI	RPI	RPI	RPI
DIV. I ONLY	11- 15	219	0- 1	299	282	237	237	22	22	
DIV. I NON-CONF.	4- 6	212	0- 0	310	274	231	231	22	22	
TOTALS	RPI 1-25	RPI 26-50	W-L RECORDS	RPI 51-100	RPI 101-150	RPI 150+				
11- 15	0- 0	0- 1	OVERALL	0- 2	0- 3	11- 9				
5- 3	0- 0	0- 0	HOME	0- 0	0- 2	5- 1				
6- 11	0- 0	0- 1	AWAY	0- 1	0- 1	6- 8				
0- 1	0- 0	0- 0	NEUTRAL	0- 1	0- 0	0- 0				
4- 6	0- 0	0- 1	NON-CONFERENCE	0- 1	0- 0	4- 4				
1- 0	0- 0	0- 0	HOME	0- 0	0- 0	1- 0				
3- 5	0- 0	0- 1	AWAY	0- 0	0- 0	3- 4				
0- 1	0- 0	0- 0	NEUTRAL	0- 1	0- 0	0- 0				
7- 9	0- 0	0- 0	CONFERENCE	0- 1	0- 3	7- 5				
4- 3	0- 0	0- 0	HOME	0- 0	0- 2	4- 1				
3- 6	0- 0	0- 0	AWAY	0- 1	0- 1	3- 4				
0- 0	0- 0	0- 0	NEUTRAL	0- 0	0- 0	0- 0				

RPI S	Opponent	Score	RPI S	Opponent	Score	RPI S	Opponent	Score	RPI S	Opponent	Score	Team's RPI: 237
27	A Missouri	36 59	61	A Belmont	54 87	131	H Morehead St.	67 73	132	A UT Martin	55 68	
			71	N Missouri St.	65 68	132	H UT Martin	48 75	156	A Tennessee Tech	55 79	
						161	H Illinois St.	68 61	191	A Saint Louis	56 63	
						197	A Illinois	57 74	202	A Jacksonville St.	51 47	
						229	A Southeast Mo. St.	58 63	229	H Southeast Mo. St.	52 62	
						236	A UMKC	75 80	239	A Loyola Chicago	43 56	
						263	A Austin Peay	65 77	263	H Austin Peay	69 68	
						266	A Murray St.	75 81	266	H Murray St.	71 54	
						295	A Eastern Ill.	65 56	295	H Eastern Ill.	78 62	
						297	A Tennessee St.	66 55	328	H Eastern Ky.	74 55	
						333	A Evansville	54 45	334	A Purdue Fort Wayne	57 49	
						350	A Chicago St.	82 66				
LAST 12 Division I GAMES:												
61	A Belmont	54 87	328	H Eastern Ky.	74 55							
297	A Tennessee St.	66 55	131	H Morehead St.	67 73							
132	H UT Martin	48 75	132	A UT Martin	55 68							
295	H Eastern Ill.	78 62	229	A Southeast Mo. St.	58 63							
266	A Murray St.	75 81	266	H Murray St.	71 54							
263	A Austin Peay	65 77	263	H Austin Peay	69 68							

Non-Div I Games: McKendree 64 63

SIUE

■ Loss, 
 ■ Non-Conf, 
 ■ S Site, 
 ■ Home 
 ■ A Away 
 N Neutral

SMU										
Average RPI Win:	231	WON-LOST	WINNING	LAST 10	STRENGTH OF	OPP. STRENGTH	TEAM	ADJ.	CONF.	ADJ CONF.
Average RPI Loss:	116	RECORD	PCT. RANK	GAMES	SCHEDULE	OF SCHEDULE	RPI	RPI	RPI	RPI
DIV. I ONLY	9- 17	256	1- 0	111	130	228	228	9	9	
DIV. I NON-CONF.	6- 7	172	1- 0	197	268	235	235	9	9	
-----										
TOTALS	RPI 1-25	RPI 26-50	W-L RECORDS	RPI 51-100	RPI 101-150	RPI 150+				
9- 17	0- 3	0- 2	OVERALL	0- 4	1- 3	8- 5				
7- 8	0- 1	0- 0	HOME	0- 2	1- 2	6- 3				
0- 9	0- 2	0- 2	AWAY	0- 2	0- 1	0- 2				
2- 0	0- 0	0- 0	NEUTRAL	0- 0	0- 0	2- 0				
6- 7	0- 0	0- 2	NON-CONFERENCE	0- 1	0- 3	6- 1				
4- 4	0- 0	0- 0	HOME	0- 1	0- 2	4- 1				
0- 3	0- 0	0- 2	AWAY	0- 0	0- 1	0- 0				
2- 0	0- 0	0- 0	NEUTRAL	0- 0	0- 0	2- 0				
3- 10	0- 3	0- 0	CONFERENCE	0- 3	1- 0	2- 4				
3- 4	0- 1	0- 0	HOME	0- 1	1- 0	2- 2				
0- 6	0- 2	0- 0	AWAY	0- 2	0- 0	0- 2				
0- 0	0- 0	0- 0	NEUTRAL	0- 0	0- 0	0- 0				

RPI 1-25				RPI 26-50				RPI 51-100				RPI 101+ Team's RPI: 228			
RPI	S	Opponent	Score	RPI	S	Opponent	Score	RPI	S	Opponent	Score	RPI	S	Opponent	Score
5	A	UConn	39 79	34	A	Rice	52 66	83	A	Cincinnati	57 69	114	A	Northern Colo.	57 58
15	A	UCF	43 55	48	A	TCU	63 65	96	H	UT Arlington	41 66	130	H	South Fla.	46 44
15	H	UCF	54 66					97	A	Houston	68 69	134	H	Oklahoma	61 77
								97	H	Houston	61 72	138	H	Alabama	61 62
												153	H	Tulane	43 61
												159	A	Tulsa	35 49
												162	H	Temple	53 52
												176	H	North Texas	73 66
												196	N	Robert Morris	60 55
												221	H	East Carolina	54 64
												251	N	Northern Ariz.	55 48
												252	A	Wichita St.	42 53
												252	H	Wichita St.	78 50
												264	H	CSU Bakersfield	49 43
												306	H	Southeastern La.	62 63
												315	H	La.-Monroe	49 38
												329	H	Mississippi Val.	62 47
LAST 12 Division I GAMES:															
251	N	Northern Ariz.	55 48	97	A	Houston	68 69	130	H	South Fla.	46 44	5	A	UConn	39 79
162	H	Temple	53 52	159	A	Tulsa	35 49	130	H	South Fla.	46 44	15	A	UCF	43 55
252	A	Wichita St.	42 53	153	H	Tulane	43 61	5	A	UConn	39 79	15	A	UCF	43 55
221	H	East Carolina	54 64	153	H	Tulane	43 61	15	A	UCF	43 55	15	A	UCF	43 55
15	H	UCF	54 66	153	H	Tulane	43 61	15	A	UCF	43 55	15	A	UCF	43 55
159	A	Tulsa	35 49	153	H	Tulane	43 61	15	A	UCF	43 55	15	A	UCF	43 55

Non-Div I Games:

SMU

■ Loss, 
 ■ Non-Conf, 
 ■ S Site, 
 ■ Home 
 ■ A Away 
 N Neutral

## Sacramento St.

Through Games Of Feb. 23, 2019

Average RPI Win:	263	WON-LOST	WINNING	LAST 10	STRENGTH OF	OPP. STRENGTH	TEAM	ADJ.	CONF.	ADJ CONF.
Average RPI Loss:	128	RECORD	PCT. RANK	GAMES	SCHEDULE	OF SCHEDULE	RPI	RPI	RPI	RPI
DIV. I ONLY	9- 14	240	1- 0	190	201	231	231	16	16	
DIV. I NON-CONF.	3- 4	199	1- 0	146	251	212	212	12	12	
TOTALS	RPI 1-25	RPI 26-50	W-L RECORDS	RPI 51-100	RPI 101-150	RPI 150+				
9- 14	0- 0	0- 1	OVERALL	0- 4	0- 6	9- 3				
4- 7	0- 0	0- 0	HOME	0- 2	0- 3	4- 2				
3- 6	0- 0	0- 1	AWAY	0- 2	0- 2	3- 1				
2- 1	0- 0	0- 0	NEUTRAL	0- 0	0- 1	2- 0				
3- 4	0- 0	0- 1	NON-CONFERENCE	0- 1	0- 1	3- 1				
1- 2	0- 0	0- 0	HOME	0- 1	0- 0	1- 1				
0- 1	0- 0	0- 1	AWAY	0- 0	0- 0	0- 0				
2- 1	0- 0	0- 0	NEUTRAL	0- 0	0- 1	2- 0				
6- 10	0- 0	0- 0	CONFERENCE	0- 3	0- 5	6- 2				
3- 5	0- 0	0- 0	HOME	0- 1	0- 3	3- 1				
3- 5	0- 0	0- 0	AWAY	0- 2	0- 2	3- 1				
0- 0	0- 0	0- 0	NEUTRAL	0- 0	0- 0	0- 0				

RPI	S	Opponent	Score	RPI	S	Opponent	Score	RPI	S	Opponent	Score	RPI	S	Opponent	Score	Team's RPI: 231
49	A	New Mexico	53	85	84	H	UC Davis	60	109	102	N	Pepperdine	97	113		
					90	A	Idaho	66	104	114	A	Northern Colo.	69	82		
					92	A	Idaho St.	43	73	114	H	Northern Colo.	61	71		
					92	H	Idaho St.	42	56	127	A	Portland St.	58	74		
										127	H	Portland St.	57	75		
										136	H	Montana St.	53	69		
										170	H	Montana	86	88		
										186	A	Eastern Wash.	73	70		
										197	N	Illinois	109	107		
										208	N	Hampton	65	61		
										245	H	San Francisco	75	86		
										251	A	Northern Ariz.	69	71		
										251	H	Northern Ariz.	65	61		
										285	A	Southern Utah	75	69		
										285	H	Southern Utah	77	76		
										313	H	Cal Poly	88	85		
										319	A	Weber St.	78	69		
										319	H	Weber St.	77	62		
LAST 12 Division I GAMES:																
208	N	Hampton	65	61	127	A	Portland St.	58	74							
127	H	Portland St.	57	75	319	H	Weber St.	77	62							
319	A	Weber St.	78	69	92	H	Idaho St.	42	56							
251	A	Northern Ariz.	69	71	186	A	Eastern Wash.	73	70							
285	A	Southern Utah	75	69	90	A	Idaho	66	104							
114	H	Northern Colo.	61	71	285	H	Southern Utah	77	76							

Non-Div I Games: Antelope Valley 86 80

Sacramento St.

Loss, Non-Conf, S Site, H Home A Away N Neutral

## Sacred Heart

Through Games Of Feb. 23, 2019

Average RPI Win:	298	WON-LOST	WINNING	LAST 10	STRENGTH OF	OPP. STRENGTH	TEAM	ADJ.	CONF.	ADJ CONF.
Average RPI Loss:	197	RECORD	PCT. RANK	GAMES	SCHEDULE	OF SCHEDULE	RPI	RPI	RPI	RPI
DIV. I ONLY	14- 11	142	1- 0	316	338	219	219	31	31	
DIV. I NON-CONF.	4- 7	228	0- 0	207	265	218	218	31	31	
TOTALS	RPI 1-25	RPI 26-50	W-L RECORDS	RPI 51-100	RPI 101-150	RPI 150+				
14- 11	0- 1	0- 0	OVERALL	0- 0	0- 2	14- 8				
7- 4	0- 0	0- 0	HOME	0- 0	0- 0	7- 4				
7- 7	0- 1	0- 0	AWAY	0- 0	0- 2	7- 4				
0- 0	0- 0	0- 0	NEUTRAL	0- 0	0- 0	0- 0				
4- 7	0- 1	0- 0	NON-CONFERENCE	0- 0	0- 2	4- 4				
1- 3	0- 0	0- 0	HOME	0- 0	0- 0	1- 3				
3- 4	0- 1	0- 0	AWAY	0- 0	0- 2	3- 1				
0- 0	0- 0	0- 0	NEUTRAL	0- 0	0- 0	0- 0				
10- 4	0- 0	0- 0	CONFERENCE	0- 0	0- 0	10- 4				
6- 1	0- 0	0- 0	HOME	0- 0	0- 0	6- 1				
4- 3	0- 0	0- 0	AWAY	0- 0	0- 0	4- 3				
0- 0	0- 0	0- 0	NEUTRAL	0- 0	0- 0	0- 0				

RPI 1-25				RPI 26-50				RPI 51-100				RPI 101+ Team's RPI: 219			
RPI	S	Opponent	Score	RPI	S	Opponent	Score	RPI	S	Opponent	Score	RPI	S	Opponent	Score
18	A	Kentucky	43 71									111	A	Providence	52 62
												139	A	Lehigh	66 70
												157	H	Stony Brook	58 73
												196	A	Robert Morris	46 64
												222	H	Monmouth	50 55
												233	A	Massachusetts	61 78
												241	A	Hofstra	70 64
												242	H	Saint Joseph's	44 61
												244	A	Saint Francis (PA)	68 85
												249	H	Mt. St. Mary's	76 41
												262	A	St. Francis Brooklyn	68 66
												262	H	St. Francis Brooklyn	53 56
												272	H	Siena	72 50
												284	A	Manhattan	74 46
												300	A	Wagner	80 68
												300	H	Wagner	72 64
												309	A	New Hampshire	71 60
												311	A	Bryant	67 57
												311	H	Bryant	49 48
												318	A	Central Conn. St.	73 46
												318	H	Central Conn. St.	66 61
												347	H	Fairleigh Dickinson	68 62
												348	A	LIU Brooklyn	64 69
												348	H	LIU Brooklyn	75 53
LAST 12 Division I GAMES:															
318	A	Central Conn. St.	73 46	196	A	Robert Morris	46 64								
348	A	LIU Brooklyn	64 69	244	A	Saint Francis (PA)	68 85								
311	A	Bryant	67 57	300	H	Wagner	72 64								
347	H	Fairleigh Dickinson	68 62	262	A	St. Francis Brooklyn	68 66								
249	H	Mt. St. Mary's	76 41	311	H	Bryant	49 48								
262	H	St. Francis Brooklyn	53 56	300	A	Wagner	80 68								

Non-Div I Games:

Sacred Heart

■ Loss, 
 ■ Non-Conf, 
 ■ S Site, 
 ■ Home 
 ■ A Away 
 N Neutral

## Saint Francis (PA)

Through Games Of Feb. 23, 2019

Average RPI Win:	287	WON-LOST	WINNING	LAST 10	STRENGTH OF	OPP. STRENGTH	TEAM	ADJ.	CONF.	ADJ CONF.
Average RPI Loss:	170	RECORD	PCT. RANK	GAMES	SCHEDULE	OF SCHEDULE	RPI	RPI	RPI	RPI
DIV. I ONLY	11- 14	209	0- 1	253	301	244	244	31	31	
DIV. I NON-CONF.	2- 9	297	0- 1	43	101	208	208	31	31	
TOTALS	RPI 1-25	RPI 26-50	W-L RECORDS	RPI 51-100	RPI 101-150	RPI 150+				
11- 14	0- 2	0- 0	OVERALL	0- 2	1- 3	10- 7				
7- 4	0- 0	0- 0	HOME	0- 1	1- 1	6- 2				
4- 8	0- 2	0- 0	AWAY	0- 0	0- 2	4- 4				
0- 2	0- 0	0- 0	NEUTRAL	0- 1	0- 0	0- 1				
2- 9	0- 2	0- 0	NON-CONFERENCE	0- 2	1- 3	1- 2				
1- 2	0- 0	0- 0	HOME	0- 1	1- 1	0- 0				
1- 5	0- 2	0- 0	AWAY	0- 0	0- 2	1- 1				
0- 2	0- 0	0- 0	NEUTRAL	0- 1	0- 0	0- 1				
9- 5	0- 0	0- 0	CONFERENCE	0- 0	0- 0	9- 5				
6- 2	0- 0	0- 0	HOME	0- 0	0- 0	6- 2				
3- 3	0- 0	0- 0	AWAY	0- 0	0- 0	3- 3				
0- 0	0- 0	0- 0	NEUTRAL	0- 0	0- 0	0- 0				

RPI 1-25				RPI 26-50				RPI 51-100				RPI 101+ Team's RPI: 244			
RPI	S	Opponent	Score	RPI	S	Opponent	Score	RPI	S	Opponent	Score	RPI	S	Opponent	Score
2	A	Baylor	58 116					58	N	Boise St.	64 78	125	A	Youngstown St.	56 80
25	A	Rutgers	52 96					73	H	FGCU	69 83	126	A	Pittsburgh	75 78
												131	H	Morehead St.	89 83
												150	H	Duquesne	73 93
												170	N	Montana	77 79
												196	H	Robert Morris	60 66
												214	A	Liberty	53 82
												219	H	Sacred Heart	85 68
												249	A	Mt. St. Mary's	83 72
												249	H	Mt. St. Mary's	68 66
												262	A	St. Francis Brooklyn	65 78
												300	H	Wagner	107 70
												311	A	Bryant	63 66
												311	H	Bryant	78 66
												318	A	Central Conn. St.	62 73
												318	H	Central Conn. St.	83 68
												338	A	Longwood	91 88
												347	A	Fairleigh Dickinson	77 65
												347	H	Fairleigh Dickinson	75 64
												348	A	LIU Brooklyn	80 66
												348	H	LIU Brooklyn	69 75
LAST 12 Division I GAMES:															
170	N	Montana	77 79	249	A	Mt. St. Mary's	83 72								
348	H	LIU Brooklyn	69 75	300	H	Wagner	107 70								
196	H	Robert Morris	60 66	219	H	Sacred Heart	85 68								
347	A	Fairleigh Dickinson	77 65	311	A	Bryant	63 66								
311	H	Bryant	78 66	318	A	Central Conn. St.	62 73								
318	H	Central Conn. St.	83 68	262	A	St. Francis Brooklyn	65 78								

Non-Div I Games: Seton Hill 86 74

Saint Francis (PA)

Loss, Non-Conf, S Site, H Home A Away N Neutral

## Saint Joseph's

Through Games Of Feb. 23, 2019

Average RPI Win:	239	WON-LOST	WINNING	LAST 10	STRENGTH OF	OPP. STRENGTH	TEAM	ADJ.	CONF.	ADJ CONF.
Average RPI Loss:	135	RECORD	PCT. RANK	GAMES	SCHEDULE	OF SCHEDULE	RPI	RPI	RPI	RPI
DIV. I ONLY	10- 16	243	1- 0	191	152	242	242	17	17	
DIV. I NON-CONF.	4- 9	252	1- 0	139	184	250	250	16	16	
TOTALS	RPI 1-25	RPI 26-50	W-L RECORDS	RPI 51-100	RPI 101-150	RPI 150+				
10- 16	0- 0	0- 0	OVERALL	0- 4	1- 7	9- 5				
7- 8	0- 0	0- 0	HOME	0- 2	1- 3	6- 3				
3- 8	0- 0	0- 0	AWAY	0- 2	0- 4	3- 2				
0- 0	0- 0	0- 0	NEUTRAL	0- 0	0- 0	0- 0				
4- 9	0- 0	0- 0	NON-CONFERENCE	0- 4	0- 2	4- 3				
3- 5	0- 0	0- 0	HOME	0- 2	0- 1	3- 2				
1- 4	0- 0	0- 0	AWAY	0- 2	0- 1	1- 1				
0- 0	0- 0	0- 0	NEUTRAL	0- 0	0- 0	0- 0				
6- 7	0- 0	0- 0	CONFERENCE	0- 0	1- 5	5- 2				
4- 3	0- 0	0- 0	HOME	0- 0	1- 2	3- 1				
2- 4	0- 0	0- 0	AWAY	0- 0	0- 3	2- 1				
0- 0	0- 0	0- 0	NEUTRAL	0- 0	0- 0	0- 0				

RPI 1-25			RPI 26-50			RPI 51-100			RPI 101+			Team's RPI: 242
RPI	S	Opponent	Score	RPI	S	Opponent	Score	RPI	S	Opponent	Score	
						54 H Auburn	70 81	103 A VCU		40 59		
						55 H Villanova	35 47	103 H VCU		47 65		
						63 A Drexel	34 51	109 H Towson		52 73		
						64 A Penn	45 65	113 A Dayton		65 72		
								140 H Davidson		66 54		
								147 A Delaware		39 48		
								150 A Duquesne		73 81		
								150 H Duquesne		56 67		
								162 H Temple		52 58		
								187 H Rider		54 56		
								190 A George Washington		41 38		
								191 H Saint Louis		49 62		
								219 A Sacred Heart		61 44		
								233 H Massachusetts		55 54		
								234 H St. Bonaventure		66 41		
								235 A Navy		48 49		
								238 H Columbia		68 61		
								261 H Niagara		68 54		
								270 A Richmond		45 46		
								289 A La Salle		64 63		
								289 H La Salle		60 57		
								296 H Loyola Maryland		49 46		
LAST 12 Division I GAMES:												
						296 H Loyola Maryland	49 46	103 H VCU		47 65		
						150 H Duquesne	56 67	113 A Dayton		65 72		
						289 A La Salle	64 63	270 A Richmond		45 46		
						233 H Massachusetts	55 54	289 H La Salle		60 57		
						190 A George Washington	41 38	150 A Duquesne		73 81		
						140 H Davidson	66 54	234 H St. Bonaventure		66 41		

Non-Div I Games:

Saint Joseph's

■ Loss, 
 ■ Non-Conf, 
 ■ S Site, 
 ■ H Home 
 ■ A Away 
 N Neutral



## Saint Louis

Through Games Of Feb. 23, 2019

Average RPI Win:	218	WON-LOST	WINNING	LAST 10	STRENGTH OF	OPP. STRENGTH	TEAM	ADJ.	CONF.	ADJ CONF.
Average RPI Loss:	134	RECORD	PCT. RANK	GAMES	SCHEDULE	OF SCHEDULE	RPI	RPI	RPI	RPI
DIV. I ONLY	13- 14	183	1- 0	213	116	191	191	17	17	
DIV. I NON-CONF.	5- 8	224	1- 0	215	34	217	217	16	16	
TOTALS	RPI 1-25	RPI 26-50	W-L RECORDS	RPI 51-100	RPI 101-150	RPI 150+				
13- 14	0- 1	0- 1	OVERALL	0- 1	3- 5	10- 6				
7- 6	0- 1	0- 1	HOME	0- 1	1- 1	6- 2				
6- 6	0- 0	0- 0	AWAY	0- 0	2- 3	4- 3				
0- 2	0- 0	0- 0	NEUTRAL	0- 0	0- 1	0- 1				
5- 8	0- 1	0- 1	NON-CONFERENCE	0- 1	1- 1	4- 4				
2- 4	0- 1	0- 1	HOME	0- 1	0- 0	2- 1				
3- 2	0- 0	0- 0	AWAY	0- 0	1- 0	2- 2				
0- 2	0- 0	0- 0	NEUTRAL	0- 0	0- 1	0- 1				
8- 6	0- 0	0- 0	CONFERENCE	0- 0	2- 4	6- 2				
5- 2	0- 0	0- 0	HOME	0- 0	1- 1	4- 1				
3- 4	0- 0	0- 0	AWAY	0- 0	1- 3	2- 1				
0- 0	0- 0	0- 0	NEUTRAL	0- 0	0- 0	0- 0				

RPI 1-25				RPI 26-50				RPI 51-100				RPI 101+ Team's RPI: 191			
RPI	S	Opponent	Score	RPI	S	Opponent	Score	RPI	S	Opponent	Score	RPI	S	Opponent	Score
5	H	UConn	42 98	27	H	Missouri	62 74	83	H	Cincinnati	50 51	103	A	VCU	47 57
												107	A	Virginia	67 65
												112	N	Yale	52 58
												113	H	Dayton	68 65
												121	A	Fordham	51 54
												121	H	Fordham	53 56
												140	A	Davidson	57 60
												150	A	Duquesne	67 63
												154	H	Southern Ill.	62 58
												159	A	Tulsa	75 86
												161	A	Illinois St.	67 72
												164	N	Chattanooga	61 71
												190	H	George Washington	60 44
												192	H	Indiana St.	56 60
												211	H	George Mason	60 53
												233	A	Massachusetts	66 70
												234	A	St. Bonaventure	62 45
												237	H	SIUE	63 56
												242	A	Saint Joseph's	62 49
												255	H	Rhode Island	56 68
												270	H	Richmond	78 48
												289	H	La Salle	69 58
												304	A	Fla. Atlantic	93 61
												328	A	Eastern Ky.	70 43
LAST 12 Division I GAMES:															
304	A	Fla. Atlantic	93 61	190	H	George Washington	60 44	211	H	George Mason	60 53				
140	A	Davidson	57 60	103	A	VCU	47 57	113	H	Dayton	68 65				
270	H	Richmond	78 48	234	A	St. Bonaventure	62 45	255	H	Rhode Island	56 68				
150	A	Duquesne	67 63												
289	H	La Salle	69 58												
121	A	Fordham	51 54												

Non-Div I Games:

Saint Louis

■ Loss, 
 ■ Non-Conf, 
 ■ S Site, 
 ■ Home 
 ■ A Away 
 N Neutral

## Saint Mary's (CA)

Through Games Of Feb. 23, 2019

Average RPI Win:	177	WON-LOST	WINNING	LAST 10	STRENGTH OF	OPP. STRENGTH	TEAM	ADJ.	CONF.	ADJ CONF.
Average RPI Loss:	51	RECORD	PCT. RANK	GAMES	SCHEDULE	OF SCHEDULE	RPI	RPI	RPI	RPI
DIV. I ONLY	18- 10	94	1- 0	66	81	56	56	8	8	
DIV. I NON-CONF.	7- 4	108	1- 0	63	46	55	55	7	7	
TOTALS	RPI 1-25	RPI 26-50	W-L RECORDS	RPI 51-100	RPI 101-150	RPI 150+				
18- 10	0- 4	2- 2	OVERALL	1- 2	3- 2	12- 0				
8- 4	0- 2	1- 2	HOME	0- 0	2- 0	5- 0				
8- 6	0- 2	1- 0	AWAY	0- 2	1- 2	6- 0				
2- 0	0- 0	0- 0	NEUTRAL	1- 0	0- 0	1- 0				
7- 4	0- 2	1- 1	NON-CONFERENCE	1- 1	1- 0	4- 0				
2- 2	0- 1	1- 1	HOME	0- 0	0- 0	1- 0				
3- 2	0- 1	0- 0	AWAY	0- 1	1- 0	2- 0				
2- 0	0- 0	0- 0	NEUTRAL	1- 0	0- 0	1- 0				
11- 6	0- 2	1- 1	CONFERENCE	0- 1	2- 2	8- 0				
6- 2	0- 1	0- 1	HOME	0- 0	2- 0	4- 0				
5- 4	0- 1	1- 0	AWAY	0- 1	0- 2	4- 0				
0- 0	0- 0	0- 0	NEUTRAL	0- 0	0- 0	0- 0				

RPI 1-25				RPI 26-50				RPI 51-100 Team's RPI: 56				RPI 101+			
RPI	S	Opponent	Score	RPI	S	Opponent	Score	RPI	S	Opponent	Score	RPI	S	Opponent	Score
6	H	Oregon	55 79	30	A	BYU	78 75	84	A	UC Davis	74 76	102	A	Pepperdine	72 77
14	A	Gonzaga	62 74	30	H	BYU	73 74	89	N	Old Dominion	83 65	102	H	Pepperdine	79 68
14	H	Gonzaga	52 66	39	H	California	78 81	95	A	Pacific	67 76	108	A	Loyola Marymount	56 69
22	A	Oregon St.	56 89	47	H	Wyoming	90 84					108	H	Loyola Marymount	86 62
LAST 12 Division I GAMES:															
		89 N Old Dominion	83 65			30 A BYU	78 75								
		102 A Pepperdine	72 77			14 H Gonzaga	52 66								
		108 A Loyola Marymount	56 69			178 H Portland	113 85								
		245 H San Francisco	88 63			108 H Loyola Marymount	86 62								
		169 H Santa Clara	81 68			102 H Pepperdine	79 68								
		256 A San Diego	80 49			169 A Santa Clara	83 59								

Non-Div I Games:

Saint Mary's (CA)

■ Loss, 
■ Non-Conf, 
■ S Site, 
■ Home 
■ A Away 
N Neutral

Average RPI Win:	323	WON-LOST	WINNING	LAST 10	STRENGTH OF	OPP. STRENGTH	TEAM	ADJ.	CONF.	ADJ CONF.
Average RPI Loss:	228	RECORD	PCT. RANK	GAMES	SCHEDULE	OF SCHEDULE	RPI	RPI	RPI	RPI
DIV. I ONLY	6- 20	307	0- 1	342	325	340	340	26	26	
DIV. I NON-CONF.	5- 6	177	0- 0	339	345	303	303	27	27	
TOTALS	RPI 1-25	RPI 26-50	W-L RECORDS	RPI 51-100	RPI 101-150	RPI 150+				
6- 20	0- 0	0- 0	OVERALL	0- 1	0- 4	6- 15				
4- 8	0- 0	0- 0	HOME	0- 0	0- 1	4- 7				
2- 12	0- 0	0- 0	AWAY	0- 1	0- 3	2- 8				
0- 0	0- 0	0- 0	NEUTRAL	0- 0	0- 0	0- 0				
5- 6	0- 0	0- 0	NON-CONFERENCE	0- 0	0- 3	5- 3				
4- 1	0- 0	0- 0	HOME	0- 0	0- 0	4- 1				
1- 5	0- 0	0- 0	AWAY	0- 0	0- 3	1- 2				
0- 0	0- 0	0- 0	NEUTRAL	0- 0	0- 0	0- 0				
1- 14	0- 0	0- 0	CONFERENCE	0- 1	0- 1	1- 12				
0- 7	0- 0	0- 0	HOME	0- 0	0- 1	0- 6				
1- 7	0- 0	0- 0	AWAY	0- 1	0- 0	1- 6				
0- 0	0- 0	0- 0	NEUTRAL	0- 0	0- 0	0- 0				

[illegible]

Non-Div I Games:

Saint Peter's

■ Loss, ■ Non-Conf, S Site, H Home A Away N Neutral

Average RPI Win:	278	WON-LOST	WINNING	LAST 10	STRENGTH OF	OPP. STRENGTH	TEAM	ADJ.	CONF.	ADJ CONF.
Average RPI Loss:	127	RECORD	PCT. RANK	GAMES	SCHEDULE	OF SCHEDULE	RPI	RPI	RPI	RPI
DIV. I ONLY	11- 11	171	1- 0	210	264	183	183	25	25	
DIV. I NON-CONF.	2- 5	264	0- 0	95	155	172	172	23	23	
TOTALS	RPI 1-25	RPI 26-50	W-L RECORDS	RPI 51-100	RPI 101-150	RPI 150+				
11- 11	0- 0	0- 1	OVERALL	0- 5	0- 0	11- 5				
5- 4	0- 0	0- 0	HOME	0- 2	0- 0	5- 2				
6- 6	0- 0	0- 1	AWAY	0- 2	0- 0	6- 3				
0- 1	0- 0	0- 0	NEUTRAL	0- 1	0- 0	0- 0				
2- 5	0- 0	0- 1	NON-CONFERENCE	0- 2	0- 0	2- 2				
0- 1	0- 0	0- 0	HOME	0- 0	0- 0	0- 1				
2- 3	0- 0	0- 1	AWAY	0- 1	0- 0	2- 1				
0- 1	0- 0	0- 0	NEUTRAL	0- 1	0- 0	0- 0				
9- 6	0- 0	0- 0	CONFERENCE	0- 3	0- 0	9- 3				
5- 3	0- 0	0- 0	HOME	0- 2	0- 0	5- 1				
4- 3	0- 0	0- 0	AWAY	0- 1	0- 0	4- 2				
0- 0	0- 0	0- 0	NEUTRAL	0- 0	0- 0	0- 0				

RPI S	Opponent	Score	RPI S	Opponent	Score	RPI S	Opponent	Score	RPI S	Opponent	Score	Team's RPI: 183
48	A TCU	59 72	60	A Lamar University	76 81	164	A Abilene Christian	72 63				
			60	H Lamar University	72 83	164	H Abilene Christian	79 91				
			65	A LSU	52 66	166	H Oral Roberts	62 73				
			77	H SFA	68 78	172	A Nicholls St.	81 84				
			94	N Troy	79 84	179	A Southern Miss.	65 61				
						243	A A&M-Corpus Christi	61 76				
						243	H A&M-Corpus Christi	61 59				
						252	A Wichita St.	55 63				
						258	A Louisiana	68 62				
						280	H Central Ark.	66 62				
						301	A Incarnate Word	76 56				
						306	H Southeastern La.	94 63				
						322	H Northwestern St.	66 55				
						324	A McNeese	93 80				
						342	A Houston Baptist	74 63				
						342	H Houston Baptist	83 64				
LAST 12 Division I GAMES:												
342	H Houston Baptist	83 64	77	H SFA	68 78							
172	A Nicholls St.	81 84	306	H Southeastern La.	94 63							
60	A Lamar University	76 81	60	H Lamar University	72 83							
243	H A&M-Corpus Christi	61 59	322	H Northwestern St.	66 55							
164	A Abilene Christian	72 63	342	A Houston Baptist	74 63							
324	A McNeese	93 80	243	A A&M-Corpus Christi	61 76							

Non-Div I Games: UNKNOWN 94 46 Wiley 101 63 Jarvis Christian 100 55

Sam Houston St.

Average RPI Win: <b>283</b>	WON-LOST	WINNING	LAST 10	STRENGTH OF	OPP. STRENGTH	TEAM	ADJ.	CONF.	ADJ CONF.
Average RPI Loss: <b>172</b>	RECORD	PCT. RANK	GAMES	SCHEDULE	OF SCHEDULE	RPI	RPI	RPI	RPI
DIV. I ONLY	7- 18	283	0- 1	270	226	286	286	27	27
DIV. I NON-CONF.	3- 10	278	0- 0	151	207	221	221	24	24
TOTALS	RPI 1-25	RPI 26-50	W-L RECORDS	RPI 51-100	RPI 101-150	RPI 150+			
7- 18	0- 0	0- 0	OVERALL	0- 2	0- 4	7- 12			
4- 3	0- 0	0- 0	HOME	0- 0	0- 1	4- 2			
3- 15	0- 0	0- 0	AWAY	0- 2	0- 3	3- 10			
0- 0	0- 0	0- 0	NEUTRAL	0- 0	0- 0	0- 0			
3- 10	0- 0	0- 0	NON-CONFERENCE	0- 2	0- 4	3- 4			
1- 1	0- 0	0- 0	HOME	0- 0	0- 1	1- 0			
2- 9	0- 0	0- 0	AWAY	0- 2	0- 3	2- 4			
0- 0	0- 0	0- 0	NEUTRAL	0- 0	0- 0	0- 0			
4- 8	0- 0	0- 0	CONFERENCE	0- 0	0- 0	4- 8			
3- 2	0- 0	0- 0	HOME	0- 0	0- 0	3- 2			
1- 6	0- 0	0- 0	AWAY	0- 0	0- 0	1- 6			
0- 0	0- 0	0- 0	NEUTRAL	0- 0	0- 0	0- 0			

RPI 1-25				RPI 26-50				RPI 51-100				RPI 101+				Team's RPI: 286	
RPI	S	Opponent	Score	RPI	S	Opponent	Score	RPI	S	Opponent	Score	RPI	S	Opponent	Score		
								54	A	Auburn	46	73	104	H	UAB	41	66
								94	A	Troy	52	72	116	A	Oklahoma St.	62	82
												132	A	UT Martin	68	89	
												149	A	Colorado	39	81	
												152	A	Mercer	68	76	
												152	H	Mercer	52	68	
												160	A	Denver	87	83	
												164	A	Chattanooga	56	61	
												164	H	Chattanooga	63	73	
												179	A	Southern Miss.	40	76	
												200	A	Memphis	48	53	
												203	A	Vanderbilt	52	77	
												208	A	Hampton	57	64	
												215	A	Furman	36	57	
												254	A	ETSU	50	71	
												254	H	ETSU	79	58	
												259	A	Alabama St.	60	51	
												260	A	Wofford	62	71	
												302	A	UNC Greensboro	54	55	
												302	H	UNC Greensboro	57	53	
												330	H	Presbyterian	75	54	
												339	A	Western Caro.	75	42	
												339	H	Western Caro.	58	43	
LAST 12 Division I GAMES:																	
254	A	ETSU	50	71	215	A	Furman	36	57								
164	A	Chattanooga	56	61	164	H	Chattanooga	63	73								
302	H	UNC Greensboro	57	53	254	H	ETSU	79	58								
339	H	Western Caro.	58	43	339	A	Western Caro.	75	42								
152	H	Mercer	52	68	302	A	UNC Greensboro	54	55								
260	A	Wofford	62	71	152	A	Mercer	68	76								

Non-Div I Games: Rhodes 71 54 Montevallo 73 47

Samford

■ Loss, 
 ■ Non-Conf, 
 ■ S Site, 
 ■ Home 
 ■ A Away 
 N Neutral

Average RPI Win:	241	WON-LOST	WINNING	LAST 10	STRENGTH OF	OPP. STRENGTH	TEAM	ADJ.	CONF.	ADJ CONF.
Average RPI Loss:	113	RECORD	PCT. RANK	GAMES	SCHEDULE	OF SCHEDULE	RPI	RPI	RPI	RPI
DIV. I ONLY	7- 19	288	0- 1	140	97	256	256	8	8	
DIV. I NON-CONF.	6- 4	125	0- 0	324	204	227	227	7	7	
TOTALS	RPI 1-25	RPI 26-50	W-L RECORDS	RPI 51-100	RPI 101-150	RPI 150+				
7- 19	0- 2	0- 3	OVERALL	0- 4	0- 5	7- 5				
5- 8	0- 1	0- 2	HOME	0- 2	0- 2	5- 1				
2- 11	0- 1	0- 1	AWAY	0- 2	0- 3	2- 4				
0- 0	0- 0	0- 0	NEUTRAL	0- 0	0- 0	0- 0				
6- 4	0- 0	0- 1	NON-CONFERENCE	0- 0	0- 1	6- 2				
5- 1	0- 0	0- 1	HOME	0- 0	0- 0	5- 0				
1- 3	0- 0	0- 0	AWAY	0- 0	0- 1	1- 2				
0- 0	0- 0	0- 0	NEUTRAL	0- 0	0- 0	0- 0				
1- 15	0- 2	0- 2	CONFERENCE	0- 4	0- 4	1- 3				
0- 7	0- 1	0- 1	HOME	0- 2	0- 2	0- 1				
1- 8	0- 1	0- 1	AWAY	0- 2	0- 2	1- 2				
0- 0	0- 0	0- 0	NEUTRAL	0- 0	0- 0	0- 0				

RPI 1-25				RPI 26-50				RPI 51-100				RPI 101+ Team's RPI: 256			
RPI	S	Opponent	Score	RPI	S	Opponent	Score	RPI	S	Opponent	Score	RPI	S	Opponent	Score
14	A	Gonzaga	44 71	30	A	BYU	68 80	56	A	Saint Mary's (CA)	60 74	102	A	Pepperdine	65 88
14	H	Gonzaga	61 86	30	H	BYU	56 65	56	H	Saint Mary's (CA)	49 80	102	H	Pepperdine	55 74
				39	H	California	53 70	95	A	Pacific	47 79	105	A	Minnesota	48 53
								95	H	Pacific	53 70	108	A	Loyola Marymount	57 83
												108	H	Loyola Marymount	52 69
												169	A	Santa Clara	57 49
												178	A	Portland	74 96
												178	H	Portland	60 69
												204	H	Dartmouth	78 76
												224	H	San Diego St.	72 71
												232	H	Hawaii	58 50
												245	A	San Francisco	57 68
												273	A	Long Beach St.	60 56
												278	H	Cleveland St.	83 82
												285	A	Southern Utah	59 69
												305	A	UTSA	77 87
												307	H	San Jose St.	83 79
LAST 12 Division I GAMES:															
30	A	BYU	68 80	102	A	Pepperdine	65 88								
178	A	Portland	74 96	30	H	BYU	56 65								
14	A	Gonzaga	44 71	14	H	Gonzaga	61 86								
56	H	Saint Mary's (CA)	49 80	178	H	Portland	60 69								
95	H	Pacific	53 70	95	A	Pacific	47 79								
108	A	Loyola Marymount	57 83	56	A	Saint Mary's (CA)	60 74								

Non-Div I Games: Cal St. San B'dino 76 58

San Diego

■ Loss, 
 ■ Non-Conf, 
 ■ S Site, 
 ■ Home 
 ■ Away 
 N Neutral

Average RPI Win:	234	WON-LOST	WINNING	LAST 10	STRENGTH OF	OPP. STRENGTH	TEAM	ADJ.	CONF.	ADJ CONF.
Average RPI Loss:	148	RECORD	PCT. RANK	GAMES	SCHEDULE	OF SCHEDULE	RPI	RPI	RPI	RPI
DIV. I ONLY	10- 15	229	0- 1	194	180	224	224	15	15	
DIV. I NON-CONF.	5- 6	177	0- 0	267	244	237	237	14	14	
TOTALS	RPI 1-25	RPI 26-50	W-L RECORDS	RPI 51-100	RPI 101-150	RPI 150+				
10- 15	0- 0	1- 3	OVERALL	0- 3	0- 1	9- 8				
7- 6	0- 0	1- 1	HOME	0- 2	0- 1	6- 2				
3- 9	0- 0	0- 2	AWAY	0- 1	0- 0	3- 6				
0- 0	0- 0	0- 0	NEUTRAL	0- 0	0- 0	0- 0				
5- 6	0- 0	0- 1	NON-CONFERENCE	0- 1	0- 0	5- 4				
3- 3	0- 0	0- 1	HOME	0- 1	0- 0	3- 1				
2- 3	0- 0	0- 0	AWAY	0- 0	0- 0	2- 3				
0- 0	0- 0	0- 0	NEUTRAL	0- 0	0- 0	0- 0				
5- 9	0- 0	1- 2	CONFERENCE	0- 2	0- 1	4- 4				
4- 3	0- 0	1- 0	HOME	0- 1	0- 1	3- 1				
1- 6	0- 0	0- 2	AWAY	0- 1	0- 0	1- 3				
0- 0	0- 0	0- 0	NEUTRAL	0- 0	0- 0	0- 0				

RPI S	Opponent	Score	RPI S	Opponent	Score	RPI S	Opponent	Score	RPI S	Opponent	Score	Team's RPI: 224
47	A Wyoming	45 87	48	H TCU	64 81	58	A Boise St.	67 91	110	H Fresno St.	81 87	
49	A New Mexico	62 70	49	H New Mexico	61 59	68	H Arizona	60 69	151	A CSUN	74 77	
									169	A Santa Clara	43 60	
									177	A UC Irvine	78 70	
									185	A Utah St.	56 54	
									205	A UNLV	57 71	
									205	H UNLV	49 62	
									213	A Nevada	69 74	
									232	H Hawaii	58 57	
									256	A San Diego	71 72	
									257	H California Baptist	83 67	
									269	A Cal St. Fullerton	83 72	
									275	H Colorado St.	54 45	
									292	A Air Force	66 75	
									292	H Air Force	70 61	
									298	H UC Santa Barbara	58 63	
									301	H Incarnate Word	81 38	
									307	H San Jose St.	69 68	
LAST 12 Division I GAMES:												
205	H UNLV	49 62	307	H San Jose St.	69 68							
213	A Nevada	69 74	292	A Air Force	66 75							
58	A Boise St.	67 91	205	A UNLV	57 71							
275	H Colorado St.	54 45	110	H Fresno St.	81 87							
185	A Utah St.	56 54	49	A New Mexico	62 70							
49	H New Mexico	61 59	292	H Air Force	70 61							

Non-Div I Games:

San Diego St.

## San Francisco

Through Games Of Feb. 23, 2019

Average RPI Win:	266	WON-LOST	WINNING	LAST 10	STRENGTH OF	OPP. STRENGTH	TEAM	ADJ.	CONF.	ADJ CONF.
Average RPI Loss:	99	RECORD	PCT. RANK	GAMES	SCHEDULE	OF SCHEDULE	RPI	RPI	RPI	RPI
DIV. I ONLY	6- 21	313	0- 1	96	96	245	245	8	8	
DIV. I NON-CONF.	4- 7	228	0- 0	202	179	233	233	7	7	
TOTALS	RPI 1-25	RPI 26-50	W-L RECORDS	RPI 51-100	RPI 101-150	RPI 150+				
6- 21	0- 3	0- 1	OVERALL	0- 7	0- 6	6- 4				
2- 11	0- 1	0- 1	HOME	0- 4	0- 3	2- 2				
2- 9	0- 2	0- 0	AWAY	0- 3	0- 3	2- 1				
2- 1	0- 0	0- 0	NEUTRAL	0- 0	0- 0	2- 1				
4- 7	0- 1	0- 0	NON-CONFERENCE	0- 3	0- 2	4- 1				
1- 3	0- 0	0- 0	HOME	0- 2	0- 1	1- 0				
1- 3	0- 1	0- 0	AWAY	0- 1	0- 1	1- 0				
2- 1	0- 0	0- 0	NEUTRAL	0- 0	0- 0	2- 1				
2- 14	0- 2	0- 1	CONFERENCE	0- 4	0- 4	2- 3				
1- 8	0- 1	0- 1	HOME	0- 2	0- 2	1- 2				
1- 6	0- 1	0- 0	AWAY	0- 2	0- 2	1- 1				
0- 0	0- 0	0- 0	NEUTRAL	0- 0	0- 0	0- 0				

RPI 1-25				RPI 26-50				RPI 51-100				RPI 101+ Team's RPI: 245			
RPI	S	Opponent	Score	RPI	S	Opponent	Score	RPI	S	Opponent	Score	RPI	S	Opponent	Score
4	A	Stanford	62 96	30	H	BYU	59 67	56	A	Saint Mary's (CA)	63 88	102	A	Pepperdine	50 69
14	A	Gonzaga	51 78					56	H	Saint Mary's (CA)	65 80	102	H	Pepperdine	66 72
14	H	Gonzaga	44 64					84	H	UC Davis	68 70	108	A	Loyola Marymount	58 66
								90	A	Idaho	63 70	108	H	Loyola Marymount	66 73
								95	A	Pacific	48 74	114	H	Northern Colo.	63 68
								95	H	Pacific	75 85	142	A	Washington St.	61 91
								96	H	UT Arlington	73 80	169	A	Santa Clara	57 49
												169	H	Santa Clara	66 71
												178	A	Portland	73 78
												178	H	Portland	66 69
												231	A	Sacramento St.	86 75
												248	N	North Dakota	97 100
												256	H	San Diego	68 57
												307	H	San Jose St.	85 63
												313	N	Cal Poly	65 62
												317	N	North Dakota St.	75 42
LAST 12 Division I GAMES:															
14	H	Gonzaga	44 64	169	A	Santa Clara	57 49								
178	H	Portland	66 69	178	A	Portland	73 78								
56	A	Saint Mary's (CA)	63 88	14	A	Gonzaga	51 78								
95	A	Pacific	48 74	95	H	Pacific	75 85								
108	H	Loyola Marymount	66 73	56	H	Saint Mary's (CA)	65 80								
102	H	Pepperdine	66 72	102	A	Pepperdine	50 69								

Non-Div I Games:

San Francisco

■ Loss, 
■ Non-Conf, 
■ S Site, 
■ H Home 
■ A Away 
N Neutral



Average RPI Win:	<b>254</b>	WON-LOST	WINNING	LAST 10	STRENGTH OF	OPP. STRENGTH	TEAM	ADJ.	CONF.	ADJ CONF.
Average RPI Loss:	<b>155</b>	RECORD	PCT. RANK	GAMES	SCHEDULE	OF SCHEDULE	RPI	RPI	RPI	RPI
DIV. I ONLY	<b>4- 20</b>	<b>326</b>	<b>1- 0</b>	<b>195</b>	<b>149</b>	<b>307</b>	<b>307</b>	<b>15</b>	<b>15</b>	
DIV. I NON-CONF.	<b>1- 9</b>	<b>326</b>	<b>0- 0</b>	<b>218</b>	<b>172</b>	<b>334</b>	<b>334</b>	<b>14</b>	<b>14</b>	
TOTALS	RPI 1-25	RPI 26-50	W-L RECORDS	RPI 51-100	RPI 101-150	RPI 150+				
4- 20	0- 0	0- 2	OVERALL	0- 4	0- 3	4- 11				
3- 8	0- 0	0- 2	HOME	0- 2	0- 0	3- 4				
1- 12	0- 0	0- 0	AWAY	0- 2	0- 3	1- 7				
0- 0	0- 0	0- 0	NEUTRAL	0- 0	0- 0	0- 0				
1- 9	0- 0	0- 0	NON-CONFERENCE	0- 2	0- 2	1- 5				
1- 3	0- 0	0- 0	HOME	0- 1	0- 0	1- 2				
0- 6	0- 0	0- 0	AWAY	0- 1	0- 2	0- 3				
0- 0	0- 0	0- 0	NEUTRAL	0- 0	0- 0	0- 0				
3- 11	0- 0	0- 2	CONFERENCE	0- 2	0- 1	3- 6				
2- 5	0- 0	0- 2	HOME	0- 1	0- 0	2- 2				
1- 6	0- 0	0- 0	AWAY	0- 1	0- 1	1- 4				
0- 0	0- 0	0- 0	NEUTRAL	0- 0	0- 0	0- 0				

RPI 1-25				RPI 26-50				RPI 51-100				RPI 101+				Team's RPI: 307	
RPI	S	Opponent	Score	RPI	S	Opponent	Score	RPI	S	Opponent	Score	RPI	S	Opponent	Score		
				47	H	Wyoming	56 70	58	A	Boise St.	68 99	110	A	Fresno St.	48 77		
				49	H	New Mexico	60 79	58	H	Boise St.	69 83	127	A	Portland St.	51 80		
								79	A	Nebraska	63 96	149	A	Colorado	64 76		
								95	H	Pacific	67 91	151	A	CSUN	40 76		
												169	H	Santa Clara	56 62		
												177	H	UC Irvine	66 74		
												185	A	Utah St.	49 82		
												185	H	Utah St.	68 59		
												205	A	UNLV	70 74		
												205	H	UNLV	43 53		
												213	H	Nevada	49 52		
												224	A	San Diego St.	68 69		
												245	A	San Francisco	63 85		
												256	A	San Diego	79 83		
												264	H	CSU Bakersfield	82 72		
												275	A	Colorado St.	78 70		
												292	A	Air Force	77 88		
												292	H	Air Force	73 60		
LAST 12 Division I GAMES:																	
				292	H	Air Force	73 60	185	H	Utah St.	68 59						
				275	A	Colorado St.	78 70	292	A	Air Force	77 88						
				205	A	UNLV	70 74	47	H	Wyoming	56 70						
				49	H	New Mexico	60 79	205	H	UNLV	43 53						
				58	H	Boise St.	69 83	185	A	Utah St.	49 82						
				224	A	San Diego St.	68 69	58	A	Boise St.	68 99						

Non-Div I Games: San Fran. St. 66 **73**

San Jose St.

Santa Clara

Through Games Of Feb. 23, 2019

Average RPI Win:	202	WON-LOST	WINNING	LAST 10	STRENGTH OF	OPP. STRENGTH	TEAM	ADJ.	CONF.	ADJ CONF.
Average RPI Loss:	94	RECORD	PCT. RANK	GAMES	SCHEDULE	OF SCHEDULE	RPI	RPI	RPI	RPI
DIV. I ONLY	11- 15	219	1- 0	93	99	169	169	8	8	
DIV. I NON-CONF.	6- 4	125	0- 0	181	193	129	129	7	7	
TOTALS	RPI 1-25	RPI 26-50	W-L RECORDS	RPI 51-100	RPI 101-150	RPI 150+				
11- 15	0- 3	0- 1	OVERALL	2- 4	1- 4	8- 3				
5- 9	0- 1	0- 1	HOME	1- 2	0- 2	4- 3				
6- 6	0- 2	0- 0	AWAY	1- 2	1- 2	4- 0				
0- 0	0- 0	0- 0	NEUTRAL	0- 0	0- 0	0- 0				
6- 4	0- 1	0- 0	NON-CONFERENCE	1- 1	0- 1	5- 1				
4- 1	0- 0	0- 0	HOME	1- 0	0- 0	3- 1				
2- 3	0- 1	0- 0	AWAY	0- 1	0- 1	2- 0				
0- 0	0- 0	0- 0	NEUTRAL	0- 0	0- 0	0- 0				
5- 11	0- 2	0- 1	CONFERENCE	1- 3	1- 3	3- 2				
1- 8	0- 1	0- 1	HOME	0- 2	0- 2	1- 2				
4- 3	0- 1	0- 0	AWAY	1- 1	1- 1	2- 0				
0- 0	0- 0	0- 0	NEUTRAL	0- 0	0- 0	0- 0				

RPI 1-25				RPI 26-50				RPI 51-100				RPI 101+ Team's RPI: 169			
RPI	S	Opponent	Score	RPI	S	Opponent	Score	RPI	S	Opponent	Score	RPI	S	Opponent	Score
14	A	Gonzaga	61 78	30	H	BYU	44 54	51	A	Southern California	46 77	102	A	Pepperdine	48 74
14	H	Gonzaga	61 74					56	A	Saint Mary's (CA)	68 81	102	H	Pepperdine	74 76
22	A	Oregon St.	31 82					56	H	Saint Mary's (CA)	59 83	108	A	Loyola Marymount	83 75
								71	H	Missouri St.	77 73	108	H	Loyola Marymount	60 69
								95	A	Pacific	88 83	110	A	Fresno St.	53 80
								95	H	Pacific	70 74	151	H	CSUN	38 53
												178	A	Portland	72 66
												178	H	Portland	106 68
												213	H	Nevada	56 48
												224	H	San Diego St.	60 43
												245	A	San Francisco	71 66
												245	H	San Francisco	49 57
												256	H	San Diego	49 57
												269	A	Cal St. Fullerton	64 60
												307	A	San Jose St.	62 56
												335	H	Grand Canyon	75 55
LAST 12 Division I GAMES:															
178	H	Portland	106 68	245	H	San Francisco	49 57								
14	H	Gonzaga	61 74	14	A	Gonzaga	61 78								
95	A	Pacific	88 83	178	A	Portland	72 66								
56	A	Saint Mary's (CA)	68 81	56	H	Saint Mary's (CA)	59 83								
102	H	Pepperdine	74 76	95	H	Pacific	70 74								
108	H	Loyola Marymount	60 69	108	A	Loyola Marymount	83 75								

Non-Div I Games: Sonoma St. 98 38

Santa Clara

Loss, Non-Conf, S Site, H Home A Away N Neutral

Average RPI Win:	328	WON-LOST	WINNING	LAST 10	STRENGTH OF	OPP. STRENGTH	TEAM	ADJ.	CONF.	ADJ CONF.
Average RPI Loss:	244	RECORD	PCT. RANK	GAMES	SCHEDULE	OF SCHEDULE	RPI	RPI	RPI	RPI
DIV. I ONLY	4- 16	317	0- 1	351	319	349	349	32	32	
DIV. I NON-CONF.	0- 7	336	0- 0	250	143	342	342	32	32	
TOTALS	RPI 1-25	RPI 26-50	W-L RECORDS	RPI 51-100	RPI 101-150	RPI 150+				
4- 16	0- 0	0- 2	OVERALL	0- 0	0- 0	4- 14				
2- 8	0- 0	0- 0	HOME	0- 0	0- 0	2- 8				
2- 8	0- 0	0- 2	AWAY	0- 0	0- 0	2- 6				
0- 0	0- 0	0- 0	NEUTRAL	0- 0	0- 0	0- 0				
0- 7	0- 0	0- 2	NON-CONFERENCE	0- 0	0- 0	0- 5				
0- 3	0- 0	0- 0	HOME	0- 0	0- 0	0- 3				
0- 4	0- 0	0- 2	AWAY	0- 0	0- 0	0- 2				
0- 0	0- 0	0- 0	NEUTRAL	0- 0	0- 0	0- 0				
4- 9	0- 0	0- 0	CONFERENCE	0- 0	0- 0	4- 9				
2- 5	0- 0	0- 0	HOME	0- 0	0- 0	2- 5				
2- 4	0- 0	0- 0	AWAY	0- 0	0- 0	2- 4				
0- 0	0- 0	0- 0	NEUTRAL	0- 0	0- 0	0- 0				

RPI 1-25			RPI 26-50			RPI 51-100			RPI 101+			Team's RPI: 349
RPI	S	Opponent	Score	RPI	S	Opponent	Score	RPI	S	Opponent	Score	
				28	A	DePaul	61 124					
				36	A	South Dakota St.	49 97					
LAST 12 Division I GAMES:												
				336	A	N.C. Central	65 77					
				209	H	Bethune-Cookman	47 68					
				345	H	Florida A&M	55 60					
				303	H	Morgan St.	53 35					
				331	H	Coppin St.	68 57					
				195	A	UMES	46 78					
				341	A	Delaware St.	58 66					
				336	H	N.C. Central	67 71					
				310	H	South Carolina St.	60 71					
				265	H	Norfolk St.	42 78					
				345	A	Florida A&M	54 50					
				303	A	Morgan St.	47 63					

Non-Div I Games: Carver 101 49 Wesleyan (GA) 155 26

Savannah St.

Average RPI Win:	350	WON-LOST	WINNING	LAST 10	STRENGTH OF	OPP. STRENGTH	TEAM	ADJ.	CONF.	ADJ CONF.
Average RPI Loss:	205	RECORD	PCT. RANK	GAMES	SCHEDULE	OF SCHEDULE	RPI	RPI	RPI	RPI
DIV. I ONLY	1- 25	350	0- 1	229	321	343	343	30	30	
DIV. I NON-CONF.	0- 13	336	0- 0	136	266	332	332	30	30	
TOTALS	RPI 1-25	RPI 26-50	W-L RECORDS	RPI 51-100	RPI 101-150	RPI 150+				
1- 25	0- 0	0- 0	OVERALL	0- 4	0- 4	1- 17				
1- 11	0- 0	0- 0	HOME	0- 0	0- 2	1- 9				
0- 13	0- 0	0- 0	AWAY	0- 3	0- 2	0- 8				
0- 1	0- 0	0- 0	NEUTRAL	0- 1	0- 0	0- 0				
0- 13	0- 0	0- 0	NON-CONFERENCE	0- 4	0- 2	0- 7				
0- 5	0- 0	0- 0	HOME	0- 0	0- 1	0- 4				
0- 7	0- 0	0- 0	AWAY	0- 3	0- 1	0- 3				
0- 1	0- 0	0- 0	NEUTRAL	0- 1	0- 0	0- 0				
1- 12	0- 0	0- 0	CONFERENCE	0- 0	0- 2	1- 10				
1- 6	0- 0	0- 0	HOME	0- 0	0- 1	1- 5				
0- 6	0- 0	0- 0	AWAY	0- 0	0- 1	0- 5				
0- 0	0- 0	0- 0	NEUTRAL	0- 0	0- 0	0- 0				

RPI S	Opponent	Score	RPI S	Opponent	Score	RPI S	Opponent	Score	RPI S	Opponent	Score	Team's RPI: 343
						59	A Utah	62 89	102	H Pepperdine	64 78	
						68	N Arizona	54 84	127	A Portland St.	43 68	
						84	A UC Davis	59 76	146	A New Mexico St.	55 75	
						95	A Pacific	61 75	146	H New Mexico St.	72 83	
									168	H Washington	58 69	
									177	A UC Irvine	60 65	
									213	A Nevada	54 67	
									223	A UTRGV	56 69	
									223	H UTRGV	70 74	
									232	A Hawaii	51 67	
									236	A UMKC	66 83	
									236	H UMKC	62 86	
									251	H Northern Ariz.	58 65	
									257	A California Baptist	83 100	
									264	H CSU Bakersfield	60 70	
									269	H Cal St. Fullerton	54 57	
									274	A Utah Valley	56 63	
									274	H Utah Valley	55 58	
									313	H Cal Poly	50 60	
									335	H Grand Canyon	73 74	
									350	A Chicago St.	61 64	
									350	H Chicago St.	90 54	
LAST 12 Division I GAMES:												
350	A	Chicago St.	61	64	236	H	UMKC	62	86			
236	A	UMKC	66	83	350	H	Chicago St.	90	54			
146	H	New Mexico St.	72	83	223	A	UTRGV	56	69			
223	H	UTRGV	70	74	146	A	New Mexico St.	55	75			
274	A	Utah Valley	56	63	274	H	Utah Valley	55	58			
257	A	California Baptist	83	100	335	H	Grand Canyon	73	74			

Non-Div I Games:

Seattle U

■ Loss, 
 ■ Non-Conf, 
 ■ S Site, 
 ■ Home 
 ■ A Away 
 N Neutral

Average RPI Win:	192	WON-LOST	WINNING	LAST 10	STRENGTH OF	OPP. STRENGTH	TEAM	ADJ.	CONF.	ADJ CONF.
Average RPI Loss:	70	RECORD	PCT. RANK	GAMES	SCHEDULE	OF SCHEDULE	RPI	RPI	RPI	RPI
DIV. I ONLY	14- 13	167	0- 1	89	74	133	133	6	6	
DIV. I NON-CONF.	8- 3	72	0- 0	253	230	114	114	4	4	
TOTALS	RPI 1-25	RPI 26-50	W-L RECORDS	RPI 51-100	RPI 101-150	RPI 150+				
14- 13	0- 3	2- 4	OVERALL	3- 2	2- 2	7- 2				
11- 4	0- 1	1- 1	HOME	2- 1	2- 0	6- 1				
2- 8	0- 2	1- 2	AWAY	1- 1	0- 2	0- 1				
1- 1	0- 0	0- 1	NEUTRAL	0- 0	0- 0	1- 0				
8- 3	0- 1	0- 2	NON-CONFERENCE	1- 0	0- 0	7- 0				
6- 0	0- 0	0- 0	HOME	0- 0	0- 0	6- 0				
1- 2	0- 1	0- 1	AWAY	1- 0	0- 0	0- 0				
1- 1	0- 0	0- 1	NEUTRAL	0- 0	0- 0	1- 0				
6- 10	0- 2	2- 2	CONFERENCE	2- 2	2- 2	0- 2				
5- 4	0- 1	1- 1	HOME	2- 1	2- 0	0- 1				
1- 6	0- 1	1- 1	AWAY	0- 1	0- 2	0- 1				
0- 0	0- 0	0- 0	NEUTRAL	0- 0	0- 0	0- 0				

RPI 1-25				RPI 26-50				RPI 51-100				RPI 101+ Team's RPI: 133			
RPI	S	Opponent	Score	RPI	S	Opponent	Score	RPI	S	Opponent	Score	RPI	S	Opponent	Score
5	A	UConn	61 99	28	A	DePaul	84 73	55	H	Villanova	66 70	101	A	Creighton	71 80
10	A	Marquette	60 96	28	H	DePaul	85 94	76	A	Princeton	70 66	101	H	Creighton	82 75
10	H	Marquette	63 109	31	A	UCLA	62 78	93	H	St. John's (NY)	77 67	111	A	Providence	75 82
				35	N	Georgia Tech	73 84	99	A	Georgetown	43 51	111	H	Providence	79 73
				50	A	Butler	59 62	99	H	Georgetown	76 63	188	A	Xavier	62 63
				50	H	Butler	83 62					188	H	Xavier	76 80
												262	H	St. Francis Brooklyn	100 77
												294	H	Kennesaw St.	102 80
												300	H	Wagner	95 40
												302	N	UNC Greensboro	71 64
												305	H	UTSA	84 53
												323	H	UMass Lowell	90 57
												340	H	Saint Peter's	90 47
LAST 12 Division I GAMES:															
99	A	Georgetown	43 51	188	H	Xavier	76 80								
10	H	Marquette	63 109	99	H	Georgetown	76 63								
28	H	DePaul	85 94	55	H	Villanova	66 70								
101	A	Creighton	71 80	28	A	DePaul	84 73								
111	A	Providence	75 82	10	A	Marquette	60 96								
50	H	Butler	83 62	111	H	Providence	79 73								

Non-Div I Games:

Seton Hall

■ Loss, 
 ■ Non-Conf, 
 ■ S Site, 
 ■ H Home 
 ■ A Away 
 N Neutral

Average RPI Win:	<b>283</b>	WON-LOST	WINNING	LAST 10	STRENGTH OF	OPP. STRENGTH	TEAM	ADJ.	CONF.	ADJ CONF.
Average RPI Loss:	<b>188</b>	RECORD	PCT. RANK	GAMES	SCHEDULE	OF SCHEDULE	RPI	RPI	RPI	RPI
DIV. I ONLY	<b>12- 15</b>	<b>207</b>	<b>1- 0</b>	<b>303</b>	<b>294</b>	<b>272</b>	<b>272</b>	<b>26</b>	<b>26</b>	
DIV. I NON-CONF.	<b>4- 7</b>	<b>228</b>	<b>1- 0</b>	<b>208</b>	<b>301</b>	<b>269</b>	<b>269</b>	<b>27</b>	<b>27</b>	
TOTALS	RPI 1-25	RPI 26-50	W-L RECORDS	RPI 51-100	RPI 101-150	RPI 150+				
12- 15	0- 0	0- 0	OVERALL	0- 4	0- 2	12- 9				
6- 8	0- 0	0- 0	HOME	0- 2	0- 1	6- 5				
5- 6	0- 0	0- 0	AWAY	0- 1	0- 1	5- 4				
1- 1	0- 0	0- 0	NEUTRAL	0- 1	0- 0	1- 0				
4- 7	0- 0	0- 0	NON-CONFERENCE	0- 3	0- 0	4- 4				
2- 4	0- 0	0- 0	HOME	0- 2	0- 0	2- 2				
1- 2	0- 0	0- 0	AWAY	0- 0	0- 0	1- 2				
1- 1	0- 0	0- 0	NEUTRAL	0- 1	0- 0	1- 0				
8- 8	0- 0	0- 0	CONFERENCE	0- 1	0- 2	8- 5				
4- 4	0- 0	0- 0	HOME	0- 0	0- 1	4- 3				
4- 4	0- 0	0- 0	AWAY	0- 1	0- 1	4- 2				
0- 0	0- 0	0- 0	NEUTRAL	0- 0	0- 0	0- 0				

RPI 1-25			RPI 26-50			RPI 51-100				RPI 101+			Team's RPI: 272		
RPI	S	Opponent	Score	RPI	S	Opponent	Score	RPI	S	Opponent	Score	RPI	S	Opponent	Score
								53	A	Quinnipiac	31 68	145	A	Marist	59 88
								63	N	Drexel	39 51	145	H	Marist	58 73
								64	H	Penn	51 58	187	H	Rider	52 55
								82	H	Harvard	54 73	219	A	Sacred Heart	50 72
												222	A	Monmouth	77 68
												222	H	Monmouth	54 56
												227	A	Howard	86 81
												233	H	Massachusetts	64 59
												234	A	St. Bonaventure	58 74
												241	H	Hofstra	50 57
												253	H	Colgate	55 53
												261	H	Niagara	67 61
												284	A	Manhattan	48 52
												284	H	Manhattan	62 56
												287	A	Canisius	78 66
												290	A	Fairfield	55 59
												290	H	Fairfield	40 66
												300	N	Wagner	74 71
												304	H	Fla. Atlantic	66 70
												327	A	Iona	66 45
												327	H	Iona	59 47
												340	A	Saint Peter's	84 57
												340	H	Saint Peter's	50 46
LAST 12 Division I GAMES:															
				300	N	Wagner	74 71					284	A	Manhattan	48 52
				287	A	Canisius	78 66					145	H	Marist	58 73
				261	H	Niagara	67 61					290	A	Fairfield	55 59
				290	H	Fairfield	40 66					340	H	Saint Peter's	50 46
				222	H	Monmouth	54 56					53	A	Quinnipiac	31 68
				327	A	Iona	66 45					222	A	Monmouth	77 68

Non-Div I Games:

Siena

■ Loss, 
 ■ Non-Conf, 
 ■ S Site, 
 ■ Home 
 ■ A Away 
 N Neutral

Average RPI Win: 218		WON-LOST	WINNING	LAST 10	STRENGTH OF	OPP. STRENGTH	TEAM	ADJ.	CONF.	ADJ CONF.
Average RPI Loss: 120		RECORD	PCT. RANK	GAMES	SCHEDULE	OF SCHEDULE	RPI	RPI	RPI	RPI
DIV. I ONLY		17- 6	55	1- 0	230	142	100	100	12	12
DIV. I NON-CONF.		9- 0	1	1- 0	292	253	52	52	13	13
TOTALS	RPI 1-25	RPI 26-50		W-L RECORDS		RPI 51-100	RPI 101-150	RPI 150+		
17- 6	0- 0	0- 0		OVERALL		1- 3	4- 1	12- 2		
8- 2	0- 0	0- 0		HOME		1- 1	1- 0	6- 1		
8- 4	0- 0	0- 0		AWAY		0- 2	2- 1	6- 1		
1- 0	0- 0	0- 0		NEUTRAL		0- 0	1- 0	0- 0		
9- 0	0- 0	0- 0		NON-CONFERENCE		0- 0	2- 0	7- 0		
3- 0	0- 0	0- 0		HOME		0- 0	0- 0	3- 0		
5- 0	0- 0	0- 0		AWAY		0- 0	1- 0	4- 0		
1- 0	0- 0	0- 0		NEUTRAL		0- 0	1- 0	0- 0		
8- 6	0- 0	0- 0		CONFERENCE		1- 3	2- 1	5- 2		
5- 2	0- 0	0- 0		HOME		1- 1	1- 0	3- 1		
3- 4	0- 0	0- 0		AWAY		0- 2	1- 1	2- 1		
0- 0	0- 0	0- 0		NEUTRAL		0- 0	0- 0	0- 0		

RPI 1-25				RPI 26-50				RPI 51-100				Team's RPI: 100		RPI 101+			
RPI	S	Opponent	Score	RPI	S	Opponent	Score	RPI	S	Opponent	Score		RPI	S	Opponent	Score	
								66	A	Little Rock	44	47	135	A	Georgia St.	68	59
								66	H	Little Rock	42	65	135	H	Georgia St.	62	59
								94	A	Troy	58	66	138	A	Alabama	72	67
								94	H	Troy	80	77	143	A	Appalachian St.	63	71
													146	N	New Mexico St.	68	67
													163	A	Coastal Caro.	88	78
													174	A	Arkansas St.	58	69
													174	H	Arkansas St.	64	77
													175	A	Southern U.	53	49
													179	H	Southern Miss.	77	68
													254	H	ETSU	81	74
													258	H	Louisiana	83	60
													259	H	Alabama St.	77	65
													280	A	Central Ark.	58	50
													283	A	Ga. Southern	69	53
													283	H	Ga. Southern	73	60
													297	A	Tennessee St.	78	56
													315	H	La.-Monroe	77	49
													316	A	FIU	84	77
LAST 12 Division I GAMES:																	
				316	A	FIU	84	77	94	H	Troy	80	77				
				94	A	Troy	58	66	315	H	La.-Monroe	77	49				
				135	H	Georgia St.	62	59	258	H	Louisiana	83	60				
				283	H	Ga. Southern	73	60	283	A	Ga. Southern	69	53				
				66	A	Little Rock	44	47	135	A	Georgia St.	68	59				
				174	A	Arkansas St.	58	69	66	H	Little Rock	42	65				

Non-Div I Games: Faulkner

97 40

Spring Hill

75 57

South Alabama

Loss, Non-Conf, S Site, H Home A Away N Neutral

# South Carolina

Through Games Of Feb. 23, 2019

Average RPI Win:	134	WON-LOST	WINNING	LAST 10	STRENGTH OF	OPP. STRENGTH	TEAM	ADJ.	CONF.	ADJ CONF.
Average RPI Loss:	13	RECORD	PCT. RANK	GAMES	SCHEDULE	OF SCHEDULE	RPI	RPI	RPI	RPI
DIV. I ONLY	19- 7	56	0- 1	18	25	21	21	5	5	
DIV. I NON-CONF.	8- 5	119	0- 1	15	19	36	36	5	5	
TOTALS	RPI 1-25	RPI 26-50	W-L RECORDS	RPI 51-100	RPI 101-150	RPI 150+				
19- 7	2- 7	2- 0	OVERALL	3- 0	4- 0	8- 0				
11- 3	0- 3	2- 0	HOME	0- 0	4- 0	5- 0				
7- 2	2- 2	0- 0	AWAY	3- 0	0- 0	2- 0				
1- 2	0- 2	0- 0	NEUTRAL	0- 0	0- 0	1- 0				
8- 5	0- 5	1- 0	NON-CONFERENCE	1- 0	2- 0	4- 0				
5- 2	0- 2	1- 0	HOME	0- 0	2- 0	2- 0				
2- 1	0- 1	0- 0	AWAY	1- 0	0- 0	1- 0				
1- 2	0- 2	0- 0	NEUTRAL	0- 0	0- 0	1- 0				
11- 2	2- 2	1- 0	CONFERENCE	2- 0	2- 0	4- 0				
6- 1	0- 1	1- 0	HOME	0- 0	2- 0	3- 0				
5- 1	2- 1	0- 0	AWAY	2- 0	0- 0	1- 0				
0- 0	0- 0	0- 0	NEUTRAL	0- 0	0- 0	0- 0				

RPI	S	Opponent	Score	RPI	S	Opponent	Score	RPI	S	Opponent	Score	RPI	S	Opponent	Score
2	H	Baylor	69 94	27	H	Missouri	79 65	65	A	LSU	76 53	106	H	Georgia	65 57
5	A	UConn	79 97	42	H	Clemson	69 57	72	A	Purdue	82 73	113	H	Dayton	65 55
7	A	Mississippi St.	74 89					86	A	Arkansas	87 79	138	H	Alabama	62 59
13	H	Maryland	61 85									143	H	Appalachian St.	80 50
16	A	Texas A&M	60 57									162	H	Temple	88 60
18	A	Kentucky	74 70									198	H	Ole Miss	76 42
18	H	Kentucky	57 65									203	H	Vanderbilt	80 69
22	N	Oregon St.	68 70									215	H	Furman	66 53
23	N	Drake	85 90									217	A	Florida	96 77
												217	H	Florida	71 40
												254	N	ETSU	101 55
												259	A	Alabama St.	94 38
LAST 12 Division I GAMES:															
23	N	Drake	85 90	198	H	Ole Miss	76 42								
22	N	Oregon St.	68 70	86	A	Arkansas	87 79								
18	H	Kentucky	57 65	18	A	Kentucky	74 70								
217	A	Florida	96 77	203	H	Vanderbilt	80 69								
106	H	Georgia	65 57	27	H	Missouri	79 65								
5	A	UConn	79 97	7	A	Mississippi St.	74 89								

Non-Div I Games:

South Carolina

Loss, Non-Conf, S Site, H Home A Away N Neutral



Average RPI Win:	313	WON-LOST	WINNING	LAST 10	STRENGTH OF	OPP. STRENGTH	TEAM	ADJ.	CONF.	ADJ CONF.
Average RPI Loss:	206	RECORD	PCT. RANK	GAMES	SCHEDULE	OF SCHEDULE	RPI	RPI	RPI	RPI
DIV. I ONLY	11- 14	209	1- 0	350	327	310	310	32	32	
DIV. I NON-CONF.	5- 7	206	1- 0	330	279	288	288	32	32	
TOTALS	RPI 1-25	RPI 26-50	W-L RECORDS	RPI 51-100	RPI 101-150	RPI 150+				
11- 14	0- 0	0- 0	OVERALL	0- 2	0- 1	11- 11				
6- 5	0- 0	0- 0	HOME	0- 0	0- 0	6- 5				
5- 7	0- 0	0- 0	AWAY	0- 2	0- 0	5- 5				
0- 2	0- 0	0- 0	NEUTRAL	0- 0	0- 1	0- 1				
5- 7	0- 0	0- 0	NON-CONFERENCE	0- 2	0- 1	5- 4				
3- 1	0- 0	0- 0	HOME	0- 0	0- 0	3- 1				
2- 4	0- 0	0- 0	AWAY	0- 2	0- 0	2- 2				
0- 2	0- 0	0- 0	NEUTRAL	0- 0	0- 1	0- 1				
6- 7	0- 0	0- 0	CONFERENCE	0- 0	0- 0	6- 7				
3- 4	0- 0	0- 0	HOME	0- 0	0- 0	3- 4				
3- 3	0- 0	0- 0	AWAY	0- 0	0- 0	3- 3				
0- 0	0- 0	0- 0	NEUTRAL	0- 0	0- 0	0- 0				

RPI 1-25				RPI 26-50				RPI 51-100				RPI 101+ Team's RPI: 310					
RPI	S	Opponent	Score	RPI	S	Opponent	Score	RPI	S	Opponent	Score	RPI	S	Opponent	Score		
								68	A	Arizona	32	73	118	N	Wake Forest	44	58
								88	A	Radford	31	61	163	A	Coastal Caro.	44	57
													189	A	N.C. A&T	52	59
													189	H	N.C. A&T	44	58
													195	A	UMES	43	63
													205	H	UNLV	58	49
													209	H	Bethune-Cookman	64	69
													221	N	East Carolina	63	71
													227	H	Howard	72	63
													265	H	Norfolk St.	50	57
													279	H	Winthrop	50	58
													293	A	Col. of Charleston	51	75
													299	H	Charleston So.	67	58
													303	A	Morgan St.	51	62
													303	H	Morgan St.	61	63
													330	A	Presbyterian	57	48
													331	A	Coppin St.	75	59
													331	H	Coppin St.	60	55
													339	A	Western Caro.	54	39
													341	A	Delaware St.	63	60
													344	H	USC Upstate	71	66
													345	H	Florida A&M	61	48
													349	A	Savannah St.	71	60
LAST 12 Division I GAMES:																	
				205	H	UNLV	58	49					341	A	Delaware St.	63	60
				189	A	N.C. A&T	52	59					195	A	UMES	43	63
				345	H	Florida A&M	61	48					349	A	Savannah St.	71	60
				209	H	Bethune-Cookman	64	69					265	H	Norfolk St.	50	57
				331	H	Coppin St.	60	55					227	H	Howard	72	63
				303	H	Morgan St.	61	63					331	A	Coppin St.	75	59

Non-Div I Games: Voorhees 88 61 UNKNOWN 67 51

South Carolina St.

Loss, Non-Conf, S Site, H Home A Away N Neutral

South Dakota

Through Games Of Feb. 23, 2019

Average RPI Win:	190	WON-LOST	WINNING	LAST 10	STRENGTH OF	OPP. STRENGTH	TEAM	ADJ.	CONF.	ADJ CONF.
Average RPI Loss:	76	RECORD	PCT. RANK	GAMES	SCHEDULE	OF SCHEDULE	RPI	RPI	RPI	RPI
DIV. I ONLY	22- 3	11	1- 0	168	125	33	33	19	19	
DIV. I NON-CONF.	10- 2	37	0- 0	54	16	15	15	19	19	
TOTALS	RPI 1-25	RPI 26-50	W-L RECORDS	RPI 51-100	RPI 101-150	RPI 150+				
22- 3	1- 1	2- 1	OVERALL	2- 0	2- 0	15- 1				
9- 0	1- 0	1- 0	HOME	1- 0	0- 0	6- 0				
10- 2	0- 1	1- 0	AWAY	1- 0	1- 0	7- 1				
3- 1	0- 0	0- 1	NEUTRAL	0- 0	1- 0	2- 0				
10- 2	1- 1	1- 1	NON-CONFERENCE	2- 0	2- 0	4- 0				
3- 0	1- 0	0- 0	HOME	1- 0	0- 0	1- 0				
4- 1	0- 1	1- 0	AWAY	1- 0	1- 0	1- 0				
3- 1	0- 0	0- 1	NEUTRAL	0- 0	1- 0	2- 0				
12- 1	0- 0	1- 0	CONFERENCE	0- 0	0- 0	11- 1				
6- 0	0- 0	1- 0	HOME	0- 0	0- 0	5- 0				
6- 1	0- 0	0- 0	AWAY	0- 0	0- 0	6- 1				
0- 0	0- 0	0- 0	NEUTRAL	0- 0	0- 0	0- 0				

RPI 1-25				RPI 26-50				Team's RPI: 33	RPI 51-100				RPI 101+			
RPI	S	Opponent	Score	RPI	S	Opponent	Score		RPI	S	Opponent	Score	RPI	S	Opponent	Score
12	H	Iowa St.	64 59	27	A	Missouri	74 61		71	A	Missouri St.	85 74	101	A	Creighton	77 65
23	A	Drake	64 76	36	H	South Dakota St.	105 98		74	H	Green Bay	55 49	108	N	Loyola Marymount	67 40
				44	N	Indiana	60 68						160	A	Denver	99 104
													160	H	Denver	73 58
													166	A	Oral Roberts	76 72
													166	H	Oral Roberts	75 64
													170	A	Montana	64 41
													207	N	Grambling	67 53
													225	A	Western Ill.	83 61
													225	H	Western Ill.	92 49
													248	A	North Dakota	80 50
													252	N	Wichita St.	73 64
													301	H	Incarnate Word	96 43
													317	A	North Dakota St.	67 41
													321	A	Omaha	80 49
													321	H	Omaha	78 33
													334	A	Purdue Fort Wayne	71 49
													334	H	Purdue Fort Wayne	69 51
LAST 12 Division I GAMES:																
160	H	Denver	73 58	248	A	North Dakota	80 50									
225	A	Western Ill.	83 61	321	A	Omaha	80 49									
166	H	Oral Roberts	75 64	166	A	Oral Roberts	76 72									
321	H	Omaha	78 33	334	H	Purdue Fort Wayne	69 51									
334	A	Purdue Fort Wayne	71 49	36	H	South Dakota St.	105 98									
225	H	Western Ill.	92 49	160	A	Denver	99 104									

Non-Div I Games: St. Mary (NE) 112 52 Bellevue 79 40

South Dakota

Loss, Non-Conf, S Site, H Home A Away N Neutral

Average RPI Win:	203	WON-LOST	WINNING	LAST 10	STRENGTH OF	OPP. STRENGTH	TEAM	ADJ.	CONF.	ADJ CONF.
Average RPI Loss:	24	RECORD	PCT. RANK	GAMES	SCHEDULE	OF SCHEDULE	RPI	RPI	RPI	RPI
DIV. I ONLY	21- 6	33	1- 0	87	135	36	36	19	19	
DIV. I NON-CONF.	8- 5	119	0- 0	5	14	19	19	19	19	
TOTALS	RPI 1-25	RPI 26-50	W-L RECORDS	RPI 51-100	RPI 101-150	RPI 150+				
21- 6	2- 3	0- 3	OVERALL	2- 0	2- 0	15- 0				
11- 1	1- 1	0- 0	HOME	2- 0	1- 0	7- 0				
10- 3	1- 1	0- 2	AWAY	0- 0	1- 0	8- 0				
0- 2	0- 1	0- 1	NEUTRAL	0- 0	0- 0	0- 0				
8- 5	2- 3	0- 2	NON-CONFERENCE	2- 0	2- 0	2- 0				
5- 1	1- 1	0- 0	HOME	2- 0	1- 0	1- 0				
3- 2	1- 1	0- 1	AWAY	0- 0	1- 0	1- 0				
0- 2	0- 1	0- 1	NEUTRAL	0- 0	0- 0	0- 0				
13- 1	0- 0	0- 1	CONFERENCE	0- 0	0- 0	13- 0				
6- 0	0- 0	0- 0	HOME	0- 0	0- 0	6- 0				
7- 1	0- 0	0- 1	AWAY	0- 0	0- 0	7- 0				
0- 0	0- 0	0- 0	NEUTRAL	0- 0	0- 0	0- 0				

RPI 1-25				RPI 26-50				Team's RPI: 36	RPI 51-100				RPI 101+			
RPI	S	Opponent	Score	RPI	S	Opponent	Score		RPI	S	Opponent	Score	RPI	S	Opponent	Score
2	N	Baylor	66 72	33	A	South Dakota	98 105		73	H	FGCU	80 62	101	H	Creighton	74 48
6	H	Oregon	79 87	46	N	Buffalo	55 61		74	H	Green Bay	77 47	136	A	Montana St.	88 67
10	A	Marquette	52 91	47	A	Wyoming	70 77						160	A	Denver	83 67
23	H	Drake	80 71										160	H	Denver	76 59
24	A	Central Mich.	80 71										164	A	Chattanooga	71 54
													166	A	Oral Roberts	74 65
													166	H	Oral Roberts	68 55
													225	A	Western Ill.	93 84
													248	A	North Dakota	66 48
													248	H	North Dakota	81 58
													317	A	North Dakota St.	88 48
													317	H	North Dakota St.	86 33
													321	A	Omaha	82 38
													321	H	Omaha	81 47
													334	A	Purdue Fort Wayne	85 52
													334	H	Purdue Fort Wayne	92 68
													349	H	Savannah St.	97 49
LAST 12 Division I GAMES:																
334	H	Purdue Fort Wayne	92 68	321	H	Omaha	81 47									
317	A	North Dakota St.	88 48	317	H	North Dakota St.	86 33									
321	A	Omaha	82 38	248	A	North Dakota	66 48									
248	H	North Dakota	81 58	166	H	Oral Roberts	68 55									
166	A	Oral Roberts	74 65	160	H	Denver	76 59									
160	A	Denver	83 67	33	A	South Dakota	98 105									

Non-Div I Games:

South Dakota St.

■ Loss, 
■ Non-Conf, S Site, 
■ Home 
■ Away 
N Neutral

Average RPI Win:	186	WON-LOST	WINNING	LAST 10	STRENGTH OF	OPP. STRENGTH	TEAM	ADJ.	CONF.	ADJ CONF.
Average RPI Loss:	80	RECORD	PCT. RANK	GAMES	SCHEDULE	OF SCHEDULE	RPI	RPI	RPI	RPI
DIV. I ONLY	15- 12	147	1- 0	114	71	130	130	9	9	
DIV. I NON-CONF.	9- 5	104	0- 0	191	20	125	125	9	9	
-----										
TOTALS	RPI 1-25	RPI 26-50	W-L RECORDS	RPI 51-100	RPI 101-150	RPI 150+				
15- 12	0- 4	1- 1	OVERALL	1- 3	1- 2	12- 2				
10- 4	0- 1	0- 0	HOME	0- 2	1- 0	9- 1				
4- 4	0- 2	0- 0	AWAY	1- 1	0- 0	3- 1				
1- 4	0- 1	1- 1	NEUTRAL	0- 0	0- 2	0- 0				
9- 5	0- 1	1- 1	NON-CONFERENCE	1- 1	1- 2	6- 0				
7- 0	0- 0	0- 0	HOME	0- 0	1- 0	6- 0				
1- 1	0- 0	0- 0	AWAY	1- 1	0- 0	0- 0				
1- 4	0- 1	1- 1	NEUTRAL	0- 0	0- 2	0- 0				
6- 7	0- 3	0- 0	CONFERENCE	0- 2	0- 0	6- 2				
3- 4	0- 1	0- 0	HOME	0- 2	0- 0	3- 1				
3- 3	0- 2	0- 0	AWAY	0- 0	0- 0	3- 1				
0- 0	0- 0	0- 0	NEUTRAL	0- 0	0- 0	0- 0				

RPI 1-25				RPI 26-50				RPI 51-100				RPI 101+ Team's RPI: 130			
RPI	S	Opponent	Score	RPI	S	Opponent	Score	RPI	S	Opponent	Score	RPI	S	Opponent	Score
5	A	UConn	46 63	26	N	North Carolina	69 71	65	A	LSU	49 78	101	N	Creighton	76 83
15	A	UCF	63 66	31	N	UCLA	60 56	75	A	Ohio St.	71 47	107	N	Virginia	67 74
15	H	UCF	49 62					83	H	Cincinnati	56 57	134	H	Oklahoma	87 70
18	N	Kentucky	63 85					97	H	Houston	52 54	153	A	Tulane	50 45
												153	H	Tulane	73 46
												159	H	Tulsa	59 48
												162	A	Temple	63 53
												190	H	George Washington	63 30
												200	H	Memphis	40 47
												207	H	Grambling	67 50
												209	H	Bethune-Cookman	88 39
												221	A	East Carolina	63 50
												228	A	SMU	44 46
												247	H	Albany (NY)	74 37
												252	H	Wichita St.	55 46
												282	H	Vermont	102 55
												309	H	New Hampshire	79 36
LAST 12 Division I GAMES:															
252	H	Wichita St.	55 46	83	H	Cincinnati	56 57								
221	A	East Carolina	63 50	228	A	SMU	44 46								
159	H	Tulsa	59 48	200	H	Memphis	40 47								
97	H	Houston	52 54	153	H	Tulane	73 46								
153	A	Tulane	50 45	5	A	UConn	46 63								
15	A	UCF	63 66	15	H	UCF	49 62								

Non-Div I Games:

South Fla.

■ Loss, 
 ■ Non-Conf, S Site, 
 ■ Home 
 ■ Away 
 N Neutral

Average RPI Win:	269	WON-LOST	WINNING	LAST 10	STRENGTH OF	OPP. STRENGTH	TEAM	ADJ.	CONF.	ADJ CONF.
Average RPI Loss:	176	RECORD	PCT. RANK	GAMES	SCHEDULE	OF SCHEDULE	RPI	RPI	RPI	RPI
DIV. I ONLY	10- 15	229	0- 1	234	288	229	229	22	22	
DIV. I NON-CONF.	3- 6	241	0- 0	223	263	226	226	22	22	
TOTALS	RPI 1-25	RPI 26-50	W-L RECORDS	RPI 51-100	RPI 101-150	RPI 150+				
10- 15	0- 1	0- 0	OVERALL	0- 1	0- 3	10- 10				
5- 4	0- 0	0- 0	HOME	0- 0	0- 1	5- 3				
5- 10	0- 1	0- 0	AWAY	0- 1	0- 2	5- 6				
0- 1	0- 0	0- 0	NEUTRAL	0- 0	0- 0	0- 1				
3- 6	0- 1	0- 0	NON-CONFERENCE	0- 0	0- 0	3- 5				
1- 1	0- 0	0- 0	HOME	0- 0	0- 0	1- 1				
2- 4	0- 1	0- 0	AWAY	0- 0	0- 0	2- 3				
0- 1	0- 0	0- 0	NEUTRAL	0- 0	0- 0	0- 1				
7- 9	0- 0	0- 0	CONFERENCE	0- 1	0- 3	7- 5				
4- 3	0- 0	0- 0	HOME	0- 0	0- 1	4- 2				
3- 6	0- 0	0- 0	AWAY	0- 1	0- 2	3- 3				
0- 0	0- 0	0- 0	NEUTRAL	0- 0	0- 0	0- 0				

RPI 1-25				RPI 26-50				RPI 51-100				RPI 101+ Team's RPI: 229			
RPI	S	Opponent	Score	RPI	S	Opponent	Score	RPI	S	Opponent	Score	RPI	S	Opponent	Score
7	A	Mississippi St.	53 88					61	A	Belmont	57 91	131	A	Morehead St.	54 82
												132	A	UT Martin	50 61
												132	H	UT Martin	73 80
												154	A	Southern Ill.	40 60
												156	H	Tennessee Tech	62 53
												158	A	Bradley	79 85
												180	N	North Ala.	67 80
												192	H	Indiana St.	51 62
												200	A	Memphis	57 69
												202	H	Jacksonville St.	39 56
												225	H	Western Ill.	81 71
												237	A	SIUE	62 52
												237	H	SIUE	63 58
												263	A	Austin Peay	54 56
												263	H	Austin Peay	64 54
												266	A	Murray St.	74 82
												266	H	Murray St.	59 64
												295	A	Eastern Ill.	80 54
												295	H	Eastern Ill.	72 57
												297	A	Tennessee St.	59 62
												325	A	NJIT	68 58
												328	A	Eastern Ky.	52 42
												333	A	Evansville	54 50
LAST 12 Division I GAMES:															
266	A	Murray St.	74 82	297	A	Tennessee St.	59 62								
263	A	Austin Peay	54 56	61	A	Belmont	57 91								
295	A	Eastern Ill.	80 54	295	H	Eastern Ill.	72 57								
132	A	UT Martin	50 61	237	H	SIUE	63 58								
202	H	Jacksonville St.	39 56	328	A	Eastern Ky.	52 42								
156	H	Tennessee Tech	62 53	131	A	Morehead St.	54 82								

Non-Div I Games: Ill.-Springfield 82 46 Harris-Stowe 80 65

Southeast Mo. St.

■ Loss, 
 ■ Non-Conf, 
 ■ S Site, 
 ■ Home 
 ■ A Away 
 N Neutral

Average RPI Win:	276	WON-LOST	WINNING	LAST 10	STRENGTH OF	OPP. STRENGTH	TEAM	ADJ.	CONF.	ADJ CONF.
Average RPI Loss:	209	RECORD	PCT. RANK	GAMES	SCHEDULE	OF SCHEDULE	RPI	RPI	RPI	RPI
DIV. I ONLY	8- 16	264	0- 1	325	304	306	306	25	25	
DIV. I NON-CONF.	4- 5	190	0- 0	302	327	219	219	23	23	
TOTALS	RPI 1-25	RPI 26-50	W-L RECORDS	RPI 51-100	RPI 101-150	RPI 150+				
8- 16	0- 0	0- 0	OVERALL	0- 3	0- 1	8- 12				
5- 5	0- 0	0- 0	HOME	0- 1	0- 0	5- 4				
3- 11	0- 0	0- 0	AWAY	0- 2	0- 1	3- 8				
0- 0	0- 0	0- 0	NEUTRAL	0- 0	0- 0	0- 0				
4- 5	0- 0	0- 0	NON-CONFERENCE	0- 1	0- 1	4- 3				
1- 1	0- 0	0- 0	HOME	0- 0	0- 0	1- 1				
3- 4	0- 0	0- 0	AWAY	0- 1	0- 1	3- 2				
0- 0	0- 0	0- 0	NEUTRAL	0- 0	0- 0	0- 0				
4- 11	0- 0	0- 0	CONFERENCE	0- 2	0- 0	4- 9				
4- 4	0- 0	0- 0	HOME	0- 1	0- 0	4- 3				
0- 7	0- 0	0- 0	AWAY	0- 1	0- 0	0- 6				
0- 0	0- 0	0- 0	NEUTRAL	0- 0	0- 0	0- 0				

RPI S	Opponent	Score	RPI S	Opponent	Score	RPI S	Opponent	Score	RPI S	Opponent	Score	Team's RPI: 306
						60	A Lamar University	54 94	138	A Alabama	40 88	
						65	A LSU	52 72	164	A Abilene Christian	66 86	
						77	H SFA	51 62	164	H Abilene Christian	74 71	
									171	A Louisiana Tech	53 72	
									172	H Nicholls St.	66 73	
									179	H Southern Miss.	52 59	
									183	A Sam Houston St.	63 94	
									228	A SMU	63 62	
									243	H A&M-Corpus Christi	56 45	
									280	A Central Ark.	33 75	
									280	H Central Ark.	62 53	
									281	A Jackson St.	50 45	
									288	H New Orleans	58 61	
									291	A Alabama A&M	48 51	
									301	A Incarnate Word	69 76	
									315	H La.-Monroe	49 42	
									322	A Northwestern St.	47 58	
									324	A McNeese	56 62	
									324	H McNeese	70 75	
									342	H Houston Baptist	73 65	
									351	A Alcorn	77 59	
LAST 12 Division I GAMES:												
164	A	Abilene Christian	66	86	172	H	Nicholls St.	66	73			
288	H	New Orleans	58	61	183	A	Sam Houston St.	63	94			
324	H	McNeese	70	75	322	A	Northwestern St.	47	58			
301	A	Incarnate Word	69	76	342	H	Houston Baptist	73	65			
280	A	Central Ark.	33	75	324	A	McNeese	56	62			
243	H	A&M-Corpus Christi	56	45	60	A	Lamar University	54	94			

Non-Div I Games: Mobile 70 57 Xavier (LA) 47 59

Southeastern La.

Loss, Non-Conf, S Site, H Home A Away N Neutral

Average RPI Win:	152	WON-LOST	WINNING	LAST 10	STRENGTH OF	OPP. STRENGTH	TEAM	ADJ.	CONF.	ADJ CONF.
Average RPI Loss:	34	RECORD	PCT. RANK	GAMES	SCHEDULE	OF SCHEDULE	RPI	RPI	RPI	RPI
DIV. I ONLY	15- 11	130	0- 1	34	24	51	51	2	2	
DIV. I NON-CONF.	10- 1	17	0- 0	157	138	25	25	2	2	
TOTALS	RPI 1-25	RPI 26-50	W-L RECORDS	RPI 51-100	RPI 101-150	RPI 150+				
15- 11	0- 7	2- 2	OVERALL	2- 1	3- 1	8- 0				
8- 4	0- 3	1- 1	HOME	0- 0	3- 0	4- 0				
6- 7	0- 4	1- 1	AWAY	2- 1	0- 1	3- 0				
1- 0	0- 0	0- 0	NEUTRAL	0- 0	0- 0	1- 0				
10- 1	0- 1	0- 0	NON-CONFERENCE	1- 0	2- 0	7- 0				
5- 0	0- 0	0- 0	HOME	0- 0	2- 0	3- 0				
4- 1	0- 1	0- 0	AWAY	1- 0	0- 0	3- 0				
1- 0	0- 0	0- 0	NEUTRAL	0- 0	0- 0	1- 0				
5- 10	0- 6	2- 2	CONFERENCE	1- 1	1- 1	1- 0				
3- 4	0- 3	1- 1	HOME	0- 0	1- 0	1- 0				
2- 6	0- 3	1- 1	AWAY	1- 1	0- 1	0- 0				
0- 0	0- 0	0- 0	NEUTRAL	0- 0	0- 0	0- 0				

RPI 1-25				RPI 26-50				RPI 51-100				RPI 101+			
RPI	S	Opponent	Score	RPI	S	Opponent	Score	RPI	S	Opponent	Score	RPI	S	Opponent	Score
4	A	Stanford	64 72	31	A	UCLA	72 67	59	A	Utah	84 80	110	H	Fresno St.	62 61
4	H	Stanford	67 69	31	H	UCLA	65 72	68	A	Arizona	68 71	142	H	Washington St.	81 73
6	H	Oregon	53 93	39	A	California	59 66	96	A	UT Arlington	73 61	144	H	UC Riverside	73 55
16	A	Texas A&M	51 71	39	H	California	86 76					149	A	Colorado	76 81
17	A	Arizona St.	59 68									151	H	CSUN	58 42
22	A	Oregon St.	61 68									168	H	Washington	82 57
22	H	Oregon St.	52 76									169	H	Santa Clara	77 46
												185	N	Utah St.	55 46
												205	A	UNLV	86 72
												213	A	Nevada	72 51
												273	A	Long Beach St.	86 50
												298	H	UC Santa Barbara	82 39
LAST 12 Division I GAMES:															
22	A	Oregon St.	61 68	168	H	Washington	82 57								
4	H	Stanford	67 69	17	A	Arizona St.	59 68								
39	H	California	86 76	68	A	Arizona	68 71								
149	A	Colorado	76 81	31	A	UCLA	72 67								
59	A	Utah	84 80	22	H	Oregon St.	52 76								
142	H	Washington St.	81 73	6	H	Oregon	53 93								

Non-Div I Games:

Southern California

■ Loss, 
 ■ Non-Conf, 
 ■ S Site, 
 ■ H Home 
 ■ A Away 
 N Neutral

Average RPI Win:	218	WON-LOST	WINNING	LAST 10	STRENGTH OF	OPP. STRENGTH	TEAM	ADJ.	CONF.	ADJ CONF.
Average RPI Loss:	115	RECORD	PCT. RANK	GAMES	SCHEDULE	OF SCHEDULE	RPI	RPI	RPI	RPI
DIV. I ONLY	12- 12	171	1- 0	88	218	154	154	13	13	
DIV. I NON-CONF.	7- 4	108	0- 0	99	242	79	79	15	15	
TOTALS	RPI 1-25	RPI 26-50	W-L RECORDS	RPI 51-100	RPI 101-150	RPI 150+				
12- 12	0- 2	0- 0	OVERALL	1- 3	2- 2	9- 5				
9- 3	0- 0	0- 0	HOME	1- 1	1- 0	7- 2				
2- 8	0- 1	0- 0	AWAY	0- 2	0- 2	2- 3				
1- 1	0- 1	0- 0	NEUTRAL	0- 0	1- 0	0- 0				
7- 4	0- 1	0- 0	NON-CONFERENCE	1- 0	2- 2	4- 1				
5- 0	0- 0	0- 0	HOME	1- 0	1- 0	3- 0				
1- 3	0- 0	0- 0	AWAY	0- 0	0- 2	1- 1				
1- 1	0- 1	0- 0	NEUTRAL	0- 0	1- 0	0- 0				
5- 8	0- 1	0- 0	CONFERENCE	0- 3	0- 0	5- 4				
4- 3	0- 0	0- 0	HOME	0- 1	0- 0	4- 2				
1- 5	0- 1	0- 0	AWAY	0- 2	0- 0	1- 2				
0- 0	0- 0	0- 0	NEUTRAL	0- 0	0- 0	0- 0				

RPI 1-25				RPI 26-50				RPI 51-100				RPI 101+ Team's RPI: 154			
RPI	S	Opponent	Score	RPI	S	Opponent	Score	RPI	S	Opponent	Score	RPI	S	Opponent	Score
17	N	Arizona St.	38 82					71	A	Missouri St.	51 66	115	N	Hartford	72 50
23	A	Drake	66 94					71	H	Missouri St.	58 70	123	A	Western Ky.	76 83
								80	A	UNI	53 65	128	H	IUPUI	78 73
								98	H	Northern Ill.	82 73	132	A	UT Martin	94 95
												158	A	Bradley	53 58
												158	H	Bradley	62 55
												161	A	Illinois St.	52 60
												161	H	Illinois St.	66 68
												191	A	Saint Louis	58 62
												192	H	Indiana St.	58 61
												206	H	Marshall	58 49
												229	H	Southeast Mo. St.	60 40
												239	A	Loyola Chicago	64 41
												239	H	Loyola Chicago	74 63
												266	A	Murray St.	65 59
												295	H	Eastern Ill.	73 59
												312	H	Valparaiso	87 65
												333	H	Evansville	67 47
LAST 12 Division I GAMES:															
239	A	Loyola Chicago	64 41	239	H	Loyola Chicago	74 63								
161	H	Illinois St.	66 68	312	H	Valparaiso	87 65								
158	H	Bradley	62 55	158	A	Bradley	53 58								
71	H	Missouri St.	58 70	161	A	Illinois St.	52 60								
23	A	Drake	66 94	71	A	Missouri St.	51 66								
80	A	UNI	53 65	192	H	Indiana St.	58 61								

Non-Div I Games:

Southern Ill.

■ Loss, 
 ■ Non-Conf, 
 ■ S Site, 
 ■ Home 
 ■ A Away 
 N Neutral



Average RPI Win:	259	WON-LOST	WINNING	LAST 10	STRENGTH OF	OPP. STRENGTH	TEAM	ADJ.	CONF.	ADJ CONF.
Average RPI Loss:	107	RECORD	PCT. RANK	GAMES	SCHEDULE	OF SCHEDULE	RPI	RPI	RPI	RPI
DIV. I ONLY	14- 11	142	1- 0	204	214	179	179	14	14	
DIV. I NON-CONF.	6- 5	143	0- 0	269	324	243	243	17	17	
TOTALS	RPI 1-25	RPI 26-50	W-L RECORDS	RPI 51-100	RPI 101-150	RPI 150+				
14- 11	0- 1	0- 1	OVERALL	0- 4	2- 1	12- 4				
9- 6	0- 1	0- 1	HOME	0- 2	1- 0	8- 2				
5- 5	0- 0	0- 0	AWAY	0- 2	1- 1	4- 2				
0- 0	0- 0	0- 0	NEUTRAL	0- 0	0- 0	0- 0				
6- 5	0- 1	0- 0	NON-CONFERENCE	0- 2	0- 0	6- 2				
5- 3	0- 1	0- 0	HOME	0- 1	0- 0	5- 1				
1- 2	0- 0	0- 0	AWAY	0- 1	0- 0	1- 1				
0- 0	0- 0	0- 0	NEUTRAL	0- 0	0- 0	0- 0				
8- 6	0- 0	0- 1	CONFERENCE	0- 2	2- 1	6- 2				
4- 3	0- 0	0- 1	HOME	0- 1	1- 0	3- 1				
4- 3	0- 0	0- 0	AWAY	0- 1	1- 1	3- 1				
0- 0	0- 0	0- 0	NEUTRAL	0- 0	0- 0	0- 0				

RPI 1-25			RPI 26-50			RPI 51-100			RPI 101+			Team's RPI: 179
RPI	S	Opponent	Score	RPI	S	Opponent	Score	RPI	S	Opponent	Score	
7	H	Mississippi St.	42 86	34	H	Rice	47 58	62	A	Middle Tenn.	49 66	104 A UAB 60 71
								89	H	Old Dominion	50 53	119 H Charlotte 65 54
								97	H	Houston	44 61	123 A Western Ky. 69 56
								100	A	South Alabama	68 77	153 A Tulane 54 71
												171 A Louisiana Tech 85 106
												171 H Louisiana Tech 74 70
												176 H North Texas 48 62
												183 H Sam Houston St. 61 65
												206 A Marshall 64 52
												207 H Grambling 68 47
												277 A UTEP 64 63
												286 H Samford 76 40
												304 H Fla. Atlantic 67 45
												305 A UTSA 70 45
												306 A Southeastern La. 59 52
												316 H FIU 71 57
												322 H Northwestern St. 69 54
												329 H Mississippi Val. 67 60
												351 H Alcorn 66 47
LAST 12 Division I GAMES:												
171	H	Louisiana Tech	74 70	206	A	Marshall	64 52					
277	A	UTEP	64 63	123	A	Western Ky.	69 56					
305	A	UTSA	70 45	89	H	Old Dominion	50 53					
171	A	Louisiana Tech	85 106	119	H	Charlotte	65 54					
304	H	Fla. Atlantic	67 45	104	A	UAB	60 71					
316	H	FIU	71 57	62	A	Middle Tenn.	49 66					

Non-Div I Games: Blue Mountain (MS) 84 38 William Carey 74 48

Southern Miss.

Loss, Non-Conf, S Site, H Home A Away N Neutral

Average RPI Win:	293	WON-LOST	WINNING	LAST 10	STRENGTH OF	OPP. STRENGTH	TEAM	ADJ.	CONF.	ADJ CONF.
Average RPI Loss:	110	RECORD	PCT. RANK	GAMES	SCHEDULE	OF SCHEDULE	RPI	RPI	RPI	RPI
DIV. I ONLY	11- 10	158	0- 0	214	274	175	175	29	29	
DIV. I NON-CONF.	0- 7	336	0- 0	2	4	176	176	28	28	
TOTALS	RPI 1-25	RPI 26-50	W-L RECORDS	RPI 51-100	RPI 101-150	RPI 150+				
11- 10	0- 3	0- 2	OVERALL	0- 1	0- 1	11- 3				
5- 3	0- 0	0- 0	HOME	0- 1	0- 0	5- 2				
6- 7	0- 3	0- 2	AWAY	0- 0	0- 1	6- 1				
0- 0	0- 0	0- 0	NEUTRAL	0- 0	0- 0	0- 0				
0- 7	0- 3	0- 2	NON-CONFERENCE	0- 1	0- 1	0- 0				
0- 1	0- 0	0- 0	HOME	0- 1	0- 0	0- 0				
0- 6	0- 3	0- 2	AWAY	0- 0	0- 1	0- 0				
0- 0	0- 0	0- 0	NEUTRAL	0- 0	0- 0	0- 0				
11- 3	0- 0	0- 0	CONFERENCE	0- 0	0- 0	11- 3				
5- 2	0- 0	0- 0	HOME	0- 0	0- 0	5- 2				
6- 1	0- 0	0- 0	AWAY	0- 0	0- 0	6- 1				
0- 0	0- 0	0- 0	NEUTRAL	0- 0	0- 0	0- 0				

RPI 1-25				RPI 26-50				RPI 51-100				RPI 101+ Team's RPI: 175			
RPI	S	Opponent	Score	RPI	S	Opponent	Score	RPI	S	Opponent	Score	RPI	S	Opponent	Score
2	A	Baylor	49 94	41	A	Michigan	35 76	100	H	South Alabama	49 53	137	A	Texas Tech	58 76
17	A	Arizona St.	47 69	48	A	TCU	40 69					199	H	Prairie View	54 55
18	A	Kentucky	41 91									207	A	Grambling	86 81
												207	H	Grambling	71 65
												240	H	Texas Southern	63 61
												259	A	Alabama St.	61 78
												281	A	Jackson St.	76 74
												281	H	Jackson St.	52 59
												291	A	Alabama A&M	54 50
												291	H	Alabama A&M	68 60
												329	A	Mississippi Val.	67 46
												329	H	Mississippi Val.	74 67
												346	A	Ark.-Pine Bluff	56 45
												346	H	Ark.-Pine Bluff	73 41
												351	A	Alcorn	75 54
LAST 12 Division I GAMES:															
291	H	Alabama A&M	68 60	259	A	Alabama St.	61 78								
329	A	Mississippi Val.	67 46	291	A	Alabama A&M	54 50								
346	A	Ark.-Pine Bluff	56 45	329	H	Mississippi Val.	74 67								
281	H	Jackson St.	52 59	346	H	Ark.-Pine Bluff	73 41								
207	H	Grambling	71 65	281	A	Jackson St.	76 74								
351	A	Alcorn	75 54	207	A	Grambling	86 81								

Non-Div I Games: Dillard 61 63 Wiley 89 58 Louisiana Col. 77 53 Millsaps 71 36 Southern U.

## Southern Utah

Through Games Of Feb. 23, 2019

Average RPI Win:	219	WON-LOST	WINNING	LAST 10	STRENGTH OF	OPP. STRENGTH	TEAM	ADJ.	CONF.	ADJ CONF.
Average RPI Loss:	152	RECORD	PCT. RANK	GAMES	SCHEDULE	OF SCHEDULE	RPI	RPI	RPI	RPI
DIV. I ONLY	6- 20	307	0- 1	138	220	285	285	16	16	
DIV. I NON-CONF.	3- 6	241	0- 1	36	294	182	182	12	12	
TOTALS	RPI 1-25	RPI 26-50	W-L RECORDS	RPI 51-100	RPI 101-150	RPI 150+				
6- 20	0- 0	1- 0	OVERALL	0- 6	0- 5	5- 9				
5- 7	0- 0	1- 0	HOME	0- 2	0- 2	4- 3				
1- 13	0- 0	0- 0	AWAY	0- 4	0- 3	1- 6				
0- 0	0- 0	0- 0	NEUTRAL	0- 0	0- 0	0- 0				
3- 6	0- 0	1- 0	NON-CONFERENCE	0- 2	0- 1	2- 3				
3- 1	0- 0	1- 0	HOME	0- 0	0- 0	2- 1				
0- 5	0- 0	0- 0	AWAY	0- 2	0- 1	0- 2				
0- 0	0- 0	0- 0	NEUTRAL	0- 0	0- 0	0- 0				
3- 14	0- 0	0- 0	CONFERENCE	0- 4	0- 4	3- 6				
2- 6	0- 0	0- 0	HOME	0- 2	0- 2	2- 2				
1- 8	0- 0	0- 0	AWAY	0- 2	0- 2	1- 4				
0- 0	0- 0	0- 0	NEUTRAL	0- 0	0- 0	0- 0				

RPI 1-25				RPI 26-50				RPI 51-100				RPI 101+				Team's RPI: 285	
RPI	S	Opponent	Score	RPI	S	Opponent	Score	RPI	S	Opponent	Score	RPI	S	Opponent	Score		
				30	H	BYU	67 64	58	A	Boise St.	53 88	114	H	Northern Colo.	44 71		
								84	A	UC Davis	45 68	127	A	Portland St.	49 63		
								90	A	Idaho	49 77	127	H	Portland St.	56 81		
								90	H	Idaho	70 82	136	A	Montana St.	64 69		
								92	A	Idaho St.	47 80	144	A	UC Riverside	50 56		
								92	H	Idaho St.	57 69	160	H	Denver	70 71		
												166	A	Oral Roberts	59 64		
												170	A	Montana	57 79		
												177	A	UC Irvine	58 75		
												186	A	Eastern Wash.	66 80		
												186	H	Eastern Wash.	73 63		
												231	A	Sacramento St.	76 77		
												231	H	Sacramento St.	69 75		
												251	A	Northern Ariz.	82 76		
												251	H	Northern Ariz.	69 78		
												256	H	San Diego	69 59		
												274	H	Utah Valley	60 59		
												319	A	Weber St.	66 67		
												319	H	Weber St.	84 79		
LAST 12 Division I GAMES:																	
				144	A	UC Riverside	50 56	319	A	Weber St.	66 67						
				90	A	Idaho	49 77	90	H	Idaho	70 82						
				186	A	Eastern Wash.	66 80	186	H	Eastern Wash.	73 63						
				127	H	Portland St.	56 81	251	H	Northern Ariz.	69 78						
				231	H	Sacramento St.	69 75	114	H	Northern Colo.	44 71						
				92	A	Idaho St.	47 80	231	A	Sacramento St.	76 77						

Non-Div I Games:

Southern Utah

■ Loss, 
 ■ Non-Conf, 
 ■ S Site, 
 ■ H Home 
 ■ A Away 
 N Neutral

## St. Bonaventure

Through Games Of Feb. 23, 2019

Average RPI Win:	248	WON-LOST	WINNING	LAST 10	STRENGTH OF	OPP. STRENGTH	TEAM	ADJ.	CONF.	ADJ CONF.
Average RPI Loss:	142	RECORD	PCT. RANK	GAMES	SCHEDULE	OF SCHEDULE	RPI	RPI	RPI	RPI
DIV. I ONLY	8- 18	271	1- 0	137	191	234	234	17	17	
DIV. I NON-CONF.	3- 10	278	0- 0	123	158	248	248	16	16	
TOTALS	RPI 1-25	RPI 26-50	W-L RECORDS	RPI 51-100	RPI 101-150	RPI 150+				
8- 18	0- 0	0- 2	OVERALL	0- 2	0- 8	8- 6				
4- 8	0- 0	0- 0	HOME	0- 2	0- 4	4- 2				
4- 9	0- 0	0- 1	AWAY	0- 0	0- 4	4- 4				
0- 1	0- 0	0- 1	NEUTRAL	0- 0	0- 0	0- 0				
3- 10	0- 0	0- 2	NON-CONFERENCE	0- 2	0- 3	3- 3				
2- 3	0- 0	0- 0	HOME	0- 2	0- 0	2- 1				
1- 6	0- 0	0- 1	AWAY	0- 0	0- 3	1- 2				
0- 1	0- 0	0- 1	NEUTRAL	0- 0	0- 0	0- 0				
5- 8	0- 0	0- 0	CONFERENCE	0- 0	0- 5	5- 3				
2- 5	0- 0	0- 0	HOME	0- 0	0- 4	2- 1				
3- 3	0- 0	0- 0	AWAY	0- 0	0- 1	3- 2				
0- 0	0- 0	0- 0	NEUTRAL	0- 0	0- 0	0- 0				

RPI 1-25				RPI 26-50				RPI 51-100				RPI 101+				Team's RPI: 234	
RPI	S	Opponent	Score	RPI	S	Opponent	Score	RPI	S	Opponent	Score	RPI	S	Opponent	Score		
				32	N	Ohio	53 70	52	H	Bucknell	46 77	103	H	VCU	50 59		
				46	A	Buffalo	43 90	85	H	Kent St.	64 76	106	A	Georgia	40 67		
												113	H	Dayton	49 62		
												121	H	Fordham	44 53		
												129	A	Penn St.	65 80		
												140	A	Davidson	55 67		
												148	A	Akron	58 67		
												150	H	Duquesne	54 60		
												160	A	Denver	62 76		
												191	H	Saint Louis	45 62		
												211	A	George Mason	68 57		
												211	H	George Mason	64 55		
												220	A	Cornell	44 58		
												233	A	Massachusetts	64 63		
												241	H	Hofstra	59 67		
												242	A	Saint Joseph's	41 66		
												255	A	Rhode Island	84 68		
												255	H	Rhode Island	62 61		
												261	A	Niagara	76 48		
												270	A	Richmond	49 57		
												272	H	Siena	74 58		
												287	H	Canisius	100 94		
LAST 12 Division I GAMES:																	
				255	H	Rhode Island	62 61	255	A	Rhode Island	84 68						
				121	H	Fordham	44 53	233	A	Massachusetts	64 63						
				270	A	Richmond	49 57	191	H	Saint Louis	45 62						
				140	A	Davidson	55 67	113	H	Dayton	49 62						
				103	H	VCU	50 59	242	A	Saint Joseph's	41 66						
				211	H	George Mason	64 55	211	A	George Mason	68 57						

Non-Div I Games:

St. Bonaventure

■ Loss, 
 ■ Non-Conf, 
 ■ S Site, 
 ■ H Home 
 ■ A Away 
 N Neutral

Average RPI Win:	<b>299</b>	WON-LOST	WINNING	LAST 10	STRENGTH OF	OPP. STRENGTH	TEAM	ADJ.	CONF.	ADJ CONF.
Average RPI Loss:	<b>214</b>	RECORD	PCT. RANK	GAMES	SCHEDULE	OF SCHEDULE	RPI	RPI	RPI	RPI
DIV. I ONLY	<b>14- 11</b>	<b>142</b>	<b>0- 1</b>	<b>343</b>	<b>348</b>	<b>262</b>	<b>262</b>	<b>31</b>	<b>31</b>	
DIV. I NON-CONF.	<b>5- 6</b>	<b>177</b>	<b>0- 0</b>	<b>317</b>	<b>326</b>	<b>278</b>	<b>278</b>	<b>31</b>	<b>31</b>	
TOTALS	RPI 1-25	RPI 26-50	W-L RECORDS	RPI 51-100	RPI 101-150	RPI 150+				
14- 11	0- 0	0- 0	OVERALL	0- 1	1- 1	13- 9				
7- 4	0- 0	0- 0	HOME	0- 1	0- 0	7- 3				
6- 6	0- 0	0- 0	AWAY	0- 0	1- 1	5- 5				
1- 1	0- 0	0- 0	NEUTRAL	0- 0	0- 0	1- 1				
5- 6	0- 0	0- 0	NON-CONFERENCE	0- 1	1- 1	4- 4				
2- 2	0- 0	0- 0	HOME	0- 1	0- 0	2- 1				
2- 3	0- 0	0- 0	AWAY	0- 0	1- 1	1- 2				
1- 1	0- 0	0- 0	NEUTRAL	0- 0	0- 0	1- 1				
9- 5	0- 0	0- 0	CONFERENCE	0- 0	0- 0	9- 5				
5- 2	0- 0	0- 0	HOME	0- 0	0- 0	5- 2				
4- 3	0- 0	0- 0	AWAY	0- 0	0- 0	4- 3				
0- 0	0- 0	0- 0	NEUTRAL	0- 0	0- 0	0- 0				

RPI 1-25			RPI 26-50			RPI 51-100			RPI 101+			Team's RPI: 262
RPI	S	Opponent	Score	RPI	S	Opponent	Score	RPI	S	Opponent	Score	
						76	H Princeton	64	83	131	A Morehead St.	101 94
										133	A Seton Hall	77 100
										157	A Stony Brook	67 74
										196	A Robert Morris	57 74
										196	H Robert Morris	56 75
										219	A Sacred Heart	56 53
										219	H Sacred Heart	66 68
										244	H Saint Francis (PA)	78 65
										247	H Albany (NY)	60 67
										249	A Mt. St. Mary's	75 78
										271	A Army West Point	57 69
										284	H Manhattan	73 65
										296	A Loyola Maryland	75 70
										300	A Wagner	85 87
										300	H Wagner	76 61
										311	A Bryant	60 55
										312	N Valparaiso	76 78
										318	H Central Conn. St.	70 58
										340	H Saint Peter's	74 70
										347	A Fairleigh Dickinson	64 53
										347	H Fairleigh Dickinson	73 61
										348	A LIU Brooklyn	79 67
										348	H LIU Brooklyn	87 64
										350	N Chicago St.	110 73
LAST 12 Division I GAMES:												
						196	A Robert Morris	57	74	249	A Mt. St. Mary's	75 78
						318	H Central Conn. St.	70	58	347	A Fairleigh Dickinson	64 53
						348	H LIU Brooklyn	87	64	348	A LIU Brooklyn	79 67
						300	A Wagner	85	87	219	H Sacred Heart	66 68
						347	H Fairleigh Dickinson	73	61	244	H Saint Francis (PA)	78 65
						219	A Sacred Heart	56	53	196	H Robert Morris	56 75

Non-Div I Games: Mercy 102 51

St. Francis Brooklyn

■ Loss, 
 ■ Non-Conf, 
 ■ S Site, 
 ■ Home 
 ■ A Away 
 N Neutral

Average RPI Win:	169	WON-LOST	WINNING	LAST 10	STRENGTH OF	OPP. STRENGTH	TEAM	ADJ.	CONF.	ADJ CONF.
Average RPI Loss:	57	RECORD	PCT. RANK	GAMES	SCHEDULE	OF SCHEDULE	RPI	RPI	RPI	RPI
DIV. I ONLY	14- 13	167	1- 0	61	38	93	93	6	6	
DIV. I NON-CONF.	7- 4	108	0- 0	198	42	103	103	4	4	
TOTALS	RPI 1-25	RPI 26-50	W-L RECORDS	RPI 51-100	RPI 101-150	RPI 150+				
14- 13	1- 3	0- 5	OVERALL	3- 1	3- 4	7- 0				
5- 6	1- 1	0- 2	HOME	1- 1	1- 2	2- 0				
7- 6	0- 1	0- 3	AWAY	1- 0	2- 2	4- 0				
2- 1	0- 1	0- 0	NEUTRAL	1- 0	0- 0	1- 0				
7- 4	0- 2	0- 1	NON-CONFERENCE	1- 0	1- 1	5- 0				
2- 1	0- 1	0- 0	HOME	0- 0	1- 0	1- 0				
3- 2	0- 0	0- 1	AWAY	0- 0	0- 1	3- 0				
2- 1	0- 1	0- 0	NEUTRAL	1- 0	0- 0	1- 0				
7- 9	1- 1	0- 4	CONFERENCE	2- 1	2- 3	2- 0				
3- 5	1- 0	0- 2	HOME	1- 1	0- 2	1- 0				
4- 4	0- 1	0- 2	AWAY	1- 0	2- 1	1- 0				
0- 0	0- 0	0- 0	NEUTRAL	0- 0	0- 0	0- 0				

RPI 1-25				RPI 26-50				RPI 51-100 Team's RPI: 93				RPI 101+			
RPI	S	Opponent	Score	RPI	S	Opponent	Score	RPI	S	Opponent	Score	RPI	S	Opponent	Score
5	N	UConn	55 65	28	A	DePaul	64 73	55	A	Villanova	66 62	101	A	Creighton	51 45
10	A	Marquette	73 83	28	H	DePaul	62 70	55	H	Villanova	57 73	101	H	Creighton	63 65
10	H	Marquette	81 74	38	A	James Madison	51 64	72	N	Purdue	68 62	111	A	Providence	60 57
19	H	Florida St.	53 57	50	A	Butler	45 66	99	H	Georgetown	59 51	111	H	Providence	66 67
				50	H	Butler	68 73					112	H	Yale	56 52
												118	A	Wake Forest	59 64
												133	A	Seton Hall	67 77
												188	A	Xavier	76 57
												188	H	Xavier	70 41
												198	N	Ole Miss	64 59
												271	A	Army West Point	60 49
												289	A	La Salle	83 57
												327	A	Iona	61 35
												341	H	Delaware St.	82 44
LAST 12 Division I GAMES:															
55	A	Villanova	66 62	50	H	Butler	68 73								
28	H	DePaul	62 70	55	H	Villanova	57 73								
10	H	Marquette	81 74	99	H	Georgetown	59 51								
111	A	Providence	60 57	10	A	Marquette	73 83								
101	A	Creighton	51 45	28	A	DePaul	64 73								
188	H	Xavier	70 41	101	H	Creighton	63 65								

Non-Div I Games:

St. John's (NY)

■ Loss, 
■ Non-Conf, 
■ S Site, 
■ H Home 
■ A Away 
N Neutral

Average RPI Win: 86		WON-LOST	WINNING	LAST 10	STRENGTH OF	OPP. STRENGTH	TEAM	ADJ.	CONF.	ADJ CONF.
Average RPI Loss: 30		RECORD	PCT. RANK	GAMES	SCHEDULE	OF SCHEDULE	RPI	RPI	RPI	RPI
DIV. I ONLY		22- 4	13	1- 0	2	20	4	4	2	2
DIV. I NON-CONF.		10- 1	17	0- 0	7	50	3	3	2	2
TOTALS		RPI 1-25	RPI 26-50		W-L RECORDS		RPI 51-100	RPI 101-150		RPI 150+
22- 4	3- 2	5- 1		OVERALL		8- 1	2- 0		4- 0	
12- 1	2- 1	2- 0		HOME		4- 0	1- 0		3- 0	
8- 3	1- 1	3- 1		AWAY		2- 1	1- 0		1- 0	
2- 0	0- 0	0- 0		NEUTRAL		2- 0	0- 0		0- 0	
10- 1	1- 1	2- 0		NON-CONFERENCE		4- 0	0- 0		3- 0	
5- 0	1- 0	0- 0		HOME		2- 0	0- 0		2- 0	
3- 1	0- 1	2- 0		AWAY		0- 0	0- 0		1- 0	
2- 0	0- 0	0- 0		NEUTRAL		2- 0	0- 0		0- 0	
12- 3	2- 1	3- 1		CONFERENCE		4- 1	2- 0		1- 0	
7- 1	1- 1	2- 0		HOME		2- 0	1- 0		1- 0	
5- 2	1- 0	1- 1		AWAY		2- 1	1- 0		0- 0	
0- 0	0- 0	0- 0		NEUTRAL		0- 0	0- 0		0- 0	

RPI	S	Opponent	Score	RPI	S	Opponent	Score	RPI	S	Opponent	Score	RPI	S	Opponent	Score
2	H	Baylor	68 63	31	A	UCLA	65 51	51	A	Southern California	69 67	142	H	Washington St.	85 64
6	H	Oregon	48 88	31	H	UCLA	86 80	51	H	Southern California	72 64	149	A	Colorado	80 69
14	A	Gonzaga	73 79	39	A	California	80 81	59	A	Utah	68 75	151	H	CSUN	69 43
17	A	Arizona St.	72 65	39	H	California	75 50	68	A	Arizona	78 48	168	H	Washington	91 54
22	H	Oregon St.	61 44	40	A	Tennessee	95 85	68	H	Arizona	56 54	232	A	Hawaii	81 59
				46	A	Buffalo	62 55	73	N	FGCU	88 65	245	H	San Francisco	96 62
								81	N	American	71 49				
								84	H	UC Davis	71 43				
								90	H	Idaho	115 71				
LAST 12 Division I GAMES:															
68	H	Arizona	56 54	39	A	California	80 81								
51	A	Southern California	69 67	59	A	Utah	68 75								
31	A	UCLA	65 51	149	A	Colorado	80 69								
6	H	Oregon	48 88	142	H	Washington St.	85 64								
22	H	Oregon St.	61 44	168	H	Washington	91 54								
39	H	California	75 50	68	A	Arizona	78 48								

Non-Div I Games:

Stanford

■ Loss, 
 ■ Non-Conf, 
 ■ S Site, 
 ■ Home 
 ■ Away 
 N Neutral

Average RPI Win: <b>274</b>	WON-LOST	WINNING	LAST 10	STRENGTH OF	OPP. STRENGTH	TEAM	ADJ.	CONF.	ADJ CONF.
Average RPI Loss: <b>119</b>	RECORD	PCT. RANK	GAMES	SCHEDULE	OF SCHEDULE	RPI	RPI	RPI	RPI
DIV. I ONLY	13- 12	160	1- 0	218	234	193	193	24	24
DIV. I NON-CONF.	3- 9	271	0- 0	138	130	274	274	26	26
TOTALS	RPI 1-25	RPI 26-50	W-L RECORDS	RPI 51-100	RPI 101-150	RPI 150+			
13- 12	0- 1	0- 2	OVERALL	0- 3	0- 2	13- 4			
9- 3	0- 1	0- 0	HOME	0- 2	0- 0	9- 0			
4- 6	0- 0	0- 2	AWAY	0- 0	0- 1	4- 3			
0- 3	0- 0	0- 0	NEUTRAL	0- 1	0- 1	0- 1			
3- 9	0- 1	0- 2	NON-CONFERENCE	0- 2	0- 2	3- 2			
3- 2	0- 1	0- 0	HOME	0- 1	0- 0	3- 0			
0- 4	0- 0	0- 2	AWAY	0- 0	0- 1	0- 1			
0- 3	0- 0	0- 0	NEUTRAL	0- 1	0- 1	0- 1			
10- 3	0- 0	0- 0	CONFERENCE	0- 1	0- 0	10- 2			
6- 1	0- 0	0- 0	HOME	0- 1	0- 0	6- 0			
4- 2	0- 0	0- 0	AWAY	0- 0	0- 0	4- 2			
0- 0	0- 0	0- 0	NEUTRAL	0- 0	0- 0	0- 0			

RPI 1-25				RPI 26-50				RPI 51-100				RPI 101+ Team's RPI: 193			
RPI	S	Opponent	Score	RPI	S	Opponent	Score	RPI	S	Opponent	Score	RPI	S	Opponent	Score
15	H	UCF	55 <b>78</b>	29	A	Texas	46 <b>65</b>	64	H	Penn	53 <b>75</b>	138	A	Alabama	47 <b>59</b>
				40	A	Tennessee	55 <b>65</b>	70	N	Wright St.	44 <b>57</b>	145	N	Marist	69 <b>76</b>
								73	H	FGCU	40 <b>73</b>	159	A	Tulsa	54 <b>55</b>
												180	A	North Ala.	55 <b>71</b>
												180	H	North Ala.	69 59
												214	A	Liberty	68 56
												214	H	Liberty	69 52
												230	A	Jacksonville	69 56
												230	H	Jacksonville	54 46
												241	N	Hofstra	50 <b>53</b>
												248	H	North Dakota	74 63
												268	A	North Florida	57 <b>71</b>
												294	H	Kennesaw St.	76 69
												317	H	North Dakota St.	60 59
												320	A	Lipscomb	80 65
												320	H	Lipscomb	76 49
												325	A	NJIT	56 47
												325	H	NJIT	74 48
												345	H	Florida A&M	69 44
LAST 12 Division I GAMES:															
180	H	North Ala.	69 59	230	A	Jacksonville	69 56	320	H	Lipscomb	76 49				
325	A	NJIT	56 47	320	H	Lipscomb	76 49	325	H	NJIT	74 48				
73	H	FGCU	40 <b>73</b>	180	A	North Ala.	55 <b>71</b>	268	A	North Florida	57 <b>71</b>				
230	H	Jacksonville	54 46	320	A	Lipscomb	80 65								
214	A	Liberty	68 56												
294	H	Kennesaw St.	76 69												

Non-Div I Games: Central St. (OH) 81 51 Webber Int'l 80 52

Stetson

■ Loss, 
 ■ Non-Conf, 
 ■ S Site, 
 ■ Home 
 ■ Away 
 N Neutral



Stony Brook

Through Games Of Feb. 23, 2019

Average RPI Win:	274	WON-LOST	WINNING	LAST 10	STRENGTH OF	OPP. STRENGTH	TEAM	ADJ.	CONF.	ADJ CONF.
Average RPI Loss:	108	RECORD	PCT. RANK	GAMES	SCHEDULE	OF SCHEDULE	RPI	RPI	RPI	RPI
DIV. I ONLY	19- 6	46	1- 0	326	255	157	157	23	23	
DIV. I NON-CONF.	10- 2	37	0- 0	305	255	100	100	25	25	
TOTALS	RPI 1-25	RPI 26-50	W-L RECORDS	RPI 51-100	RPI 101-150	RPI 150+				
19- 6	0- 1	0- 0	OVERALL	0- 2	1- 2	18- 1				
10- 3	0- 0	0- 0	HOME	0- 1	0- 1	10- 1				
9- 3	0- 1	0- 0	AWAY	0- 1	1- 1	8- 0				
0- 0	0- 0	0- 0	NEUTRAL	0- 0	0- 0	0- 0				
10- 2	0- 1	0- 0	NON-CONFERENCE	0- 1	1- 0	9- 0				
6- 0	0- 0	0- 0	HOME	0- 0	0- 0	6- 0				
4- 2	0- 1	0- 0	AWAY	0- 1	1- 0	3- 0				
0- 0	0- 0	0- 0	NEUTRAL	0- 0	0- 0	0- 0				
9- 4	0- 0	0- 0	CONFERENCE	0- 1	0- 2	9- 1				
4- 3	0- 0	0- 0	HOME	0- 1	0- 1	4- 1				
5- 1	0- 0	0- 0	AWAY	0- 0	0- 1	5- 0				
0- 0	0- 0	0- 0	NEUTRAL	0- 0	0- 0	0- 0				

RPI 1-25				RPI 26-50				RPI 51-100				RPI 101+ Team's RPI: 157			
RPI	S	Opponent	Score	RPI	S	Opponent	Score	RPI	S	Opponent	Score	RPI	S	Opponent	Score
25	A	Rutgers	47 61					67	H	Maine	54 68	115	A	Hartford	62 73
								78	A	Toledo	48 80	115	H	Hartford	36 64
												129	A	Penn St.	81 70
												219	A	Sacred Heart	73 58
												220	H	Cornell	63 61
												241	H	Hofstra	77 49
												246	A	Binghamton	65 56
												246	H	Binghamton	68 53
												247	A	Albany (NY)	68 52
												247	H	Albany (NY)	49 54
												262	H	St. Francis Brooklyn	74 67
												282	A	Vermont	67 61
												283	H	Ga. Southern	72 43
												284	A	Manhattan	79 48
												300	H	Wagner	70 45
												309	A	New Hampshire	82 63
												309	H	New Hampshire	67 37
												314	H	UMBC	57 44
												323	A	UMass Lowell	64 47
												323	H	UMass Lowell	76 56
												327	A	Iona	53 51
												347	H	Fairleigh Dickinson	63 49
LAST 12 Division I GAMES:															
247	A	Albany (NY)	68 52	282	A	Vermont	67 61								
309	H	New Hampshire	67 37	247	H	Albany (NY)	49 54								
323	A	UMass Lowell	64 47	67	H	Maine	54 68								
246	H	Binghamton	68 53	309	A	New Hampshire	82 63								
115	A	Hartford	62 73	246	A	Binghamton	65 56								
314	H	UMBC	57 44	323	H	UMass Lowell	76 56								

Non-Div I Games: SUNY New Paltz 87 50

Stony Brook

Loss, Non-Conf, S Site, H Home A Away N Neutral

## Syracuse

Through Games Of Feb. 23, 2019

Average RPI Win:	100	WON-LOST	WINNING	LAST 10	STRENGTH OF	OPP. STRENGTH	TEAM	ADJ.	CONF.	ADJ CONF.
Average RPI Loss:	30	RECORD	PCT. RANK	GAMES	SCHEDULE	OF SCHEDULE	RPI	RPI	RPI	RPI
DIV. I ONLY	20- 6	39	1- 0	8	17	11	11	1	1	
DIV. I NON-CONF.	11- 2	32	0- 0	9	72	5	5	1	1	
TOTALS	RPI 1-25	RPI 26-50	W-L RECORDS	RPI 51-100	RPI 101-150	RPI 150+				
20- 6	2- 4	4- 1	OVERALL	4- 0	7- 1	3- 0				
11- 2	1- 2	1- 0	HOME	1- 0	5- 0	3- 0				
4- 4	0- 2	1- 1	AWAY	2- 0	1- 1	0- 0				
5- 0	1- 0	2- 0	NEUTRAL	1- 0	1- 0	0- 0				
11- 2	2- 1	2- 0	NON-CONFERENCE	2- 0	2- 1	3- 0				
6- 0	1- 0	0- 0	HOME	1- 0	1- 0	3- 0				
0- 2	0- 1	0- 0	AWAY	0- 0	0- 1	0- 0				
5- 0	1- 0	2- 0	NEUTRAL	1- 0	1- 0	0- 0				
9- 4	0- 3	2- 1	CONFERENCE	2- 0	5- 0	0- 0				
5- 2	0- 2	1- 0	HOME	0- 0	4- 0	0- 0				
4- 2	0- 1	1- 1	AWAY	2- 0	1- 0	0- 0				
0- 0	0- 0	0- 0	NEUTRAL	0- 0	0- 0	0- 0				

RPI	S	Opponent	Score	RPI	S	Opponent	Score	RPI	S	Opponent	Score	RPI	S	Opponent	Score
3	A	Louisville	51 76	26	H	North Carolina	90 77	52	H	Bucknell	70 56	105	A	Minnesota	68 72
6	A	Oregon	73 75	28	N	DePaul	83 81	57	A	Virginia Tech	75 73	107	H	Virginia	72 68
9	H	NC State	73 77	35	A	Georgia Tech	55 65	76	N	Princeton	92 61	109	H	Towson	98 55
15	N	UCF	57 52	37	N	Kansas St.	70 61	91	A	Duke	64 55	118	H	Wake Forest	77 57
16	H	Texas A&M	75 65	42	A	Clemson	84 75					122	H	Boston College	96 69
20	H	Miami (FL)	71 84									126	A	Pittsburgh	82 50
												126	H	Pittsburgh	90 63
												150	N	Duquesne	87 71
												195	H	UMES	96 51
												248	H	North Dakota	85 49
												261	H	Niagara	94 45
LAST 12 Division I GAMES:															
126	H	Pittsburgh	90 63	91	A	Duke	64 55								
118	H	Wake Forest	77 57	20	H	Miami (FL)	71 84								
9	H	NC State	73 77	35	A	Georgia Tech	55 65								
122	H	Boston College	96 69	126	A	Pittsburgh	82 50								
3	A	Louisville	51 76	26	H	North Carolina	90 77								
107	H	Virginia	72 68	57	A	Virginia Tech	75 73								

Non-Div I Games:

Syracuse

■ Loss, 
 ■ Non-Conf, 
 ■ S Site, 
 ■ Home 
 ■ A Away 
 N Neutral

Through Games of Feb. 19, 1919										
Average RPI Win:	168	WON-LOST	WINNING	LAST 10	STRENGTH OF	OPP. STRENGTH	TEAM	ADJ.	CONF.	ADJ CONF.
Average RPI Loss:	37	RECORD	PCT. RANK	GAMES	SCHEDULE	OF SCHEDULE	RPI	RPI	RPI	RPI
DIV. I ONLY	18- 8	70	0- 1	62	54	48	48	3	3	
DIV. I NON-CONF.	10- 1	17	0- 0	280	250	81	81	3	3	
-----										
TOTALS	RPI 1-25	RPI 26-50		W-L RECORDS		RPI 51-100	RPI 101-150	RPI 150+		
18- 8	1- 3	1- 3		OVERALL		1- 1	7- 1	8- 0		
14- 2	1- 1	0- 1		HOME		1- 0	6- 0	6- 0		
4- 5	0- 2	1- 1		AWAY		0- 1	1- 1	2- 0		
0- 1	0- 0	0- 1		NEUTRAL		0- 0	0- 0	0- 0		
10- 1	0- 0	0- 1		NON-CONFERENCE		0- 0	2- 0	8- 0		
8- 0	0- 0	0- 0		HOME		0- 0	2- 0	6- 0		
2- 0	0- 0	0- 0		AWAY		0- 0	0- 0	2- 0		
0- 1	0- 0	0- 1		NEUTRAL		0- 0	0- 0	0- 0		
8- 7	1- 3	1- 2		CONFERENCE		1- 1	5- 1	0- 0		
6- 2	1- 1	0- 1		HOME		1- 0	4- 0	0- 0		
2- 5	0- 2	1- 1		AWAY		0- 1	1- 1	0- 0		
0- 0	0- 0	0- 0		NEUTRAL		0- 0	0- 0	0- 0		

RPI S Opponent	Score	RPI S Opponent	Score	Team's RPI: 48	RPI S Opponent	Score	RPI S Opponent	Score
2 A Baylor	71 89	29 A Texas	67 73		69 A West Virginia	65 79	116 A Oklahoma St.	71 75
2 H Baylor	55 79	30 N BYU	58 61		69 H West Virginia	62 48	116 H Oklahoma St.	69 55
12 A Iowa St.	54 92	37 A Kansas St.	61 47				134 H Oklahoma	86 71
12 H Iowa St.	76 69	37 H Kansas St.	72 75				136 H Montana St.	71 49
							137 A Texas Tech	70 63
							137 H Texas Tech	78 70
							141 H Kansas	58 53
							150 H Duquesne	61 48
							175 H Southern U.	69 40
							183 H Sam Houston St.	72 59
							198 A Ole Miss	55 50
							224 A San Diego St.	81 64
							228 H SMU	65 63
							271 H Army West Point	63 38
							329 H Mississippi Val.	96 47
							351 H Alcorn	88 31
LAST 12 Division I GAMES:								
37 H Kansas St.	72 75	37 A Kansas St.	61 47					
69 A West Virginia	65 79	141 H Kansas	58 53					
12 H Iowa St.	76 69	134 H Oklahoma	86 71					
2 A Baylor	71 89	29 A Texas	67 73					
137 A Texas Tech	70 63	137 H Texas Tech	78 70					
116 H Oklahoma St.	69 55	2 H Baylor	55 79					

Non-Div I Games:

TCU

Average RPI Win:	223	WON-LOST	WINNING	LAST 10	STRENGTH OF	OPP. STRENGTH	TEAM	ADJ.	CONF.	ADJ CONF.
Average RPI Loss:	87	RECORD	PCT. RANK	GAMES	SCHEDULE	OF SCHEDULE	RPI	RPI	RPI	RPI
DIV. I ONLY	9- 17	256	0- 1	60	85	162	162	9	9	
DIV. I NON-CONF.	4- 9	252	0- 0	147	84	207	207	9	9	
TOTALS	RPI 1-25	RPI 26-50	W-L RECORDS	RPI 51-100	RPI 101-150	RPI 150+				
9- 17	0- 5	0- 1	OVERALL	2- 5	0- 3	7- 3				
6- 3	0- 1	0- 0	HOME	2- 0	0- 1	4- 1				
3- 13	0- 4	0- 1	AWAY	0- 4	0- 2	3- 2				
0- 1	0- 0	0- 0	NEUTRAL	0- 1	0- 0	0- 0				
4- 9	0- 2	0- 1	NON-CONFERENCE	0- 3	0- 2	4- 1				
3- 0	0- 0	0- 0	HOME	0- 0	0- 0	3- 0				
1- 8	0- 2	0- 1	AWAY	0- 2	0- 2	1- 1				
0- 1	0- 0	0- 0	NEUTRAL	0- 1	0- 0	0- 0				
5- 8	0- 3	0- 0	CONFERENCE	2- 2	0- 1	3- 2				
3- 3	0- 1	0- 0	HOME	2- 0	0- 1	1- 1				
2- 5	0- 2	0- 0	AWAY	0- 2	0- 0	2- 1				
0- 0	0- 0	0- 0	NEUTRAL	0- 0	0- 0	0- 0				

RPI 1-25				RPI 26-50				RPI 51-100				RPI 101+ Team's RPI: 162			
RPI	S	Opponent	Score	RPI	S	Opponent	Score	RPI	S	Opponent	Score	RPI	S	Opponent	Score
5	A	UConn	74 109	28	A	DePaul	88 102	55	A	Villanova	68 76	130	H	South Fla.	53 63
5	H	UConn	67 88					64	A	Penn	62 71	145	A	Marist	68 74
15	A	UCF	54 62					83	A	Cincinnati	52 72	150	A	Duquesne	53 54
20	A	Miami (FL)	61 73					83	H	Cincinnati	78 70	153	H	Tulane	57 66
21	A	South Carolina	60 88					88	N	Radford	50 56	159	A	Tulsa	75 61
								97	A	Houston	65 78	198	A	Ole Miss	55 62
								97	H	Houston	76 65	221	H	East Carolina	84 62
												228	A	SMU	52 53
												242	A	Saint Joseph's	58 52
												252	A	Wichita St.	65 40
												289	H	La Salle	75 47
												327	H	Iona	59 39
												341	H	Delaware St.	75 61
LAST 12 Division I GAMES:															
15	A	UCF	54 62	159	A	Tulsa	75 61								
228	A	SMU	52 53	221	H	East Carolina	84 62								
83	H	Cincinnati	78 70	64	A	Penn	62 71								
5	A	UConn	74 109	5	H	UConn	67 88								
97	H	Houston	76 65	83	A	Cincinnati	52 72								
252	A	Wichita St.	65 40	97	A	Houston	65 78								

Non-Div I Games:

Temple

Loss, Non-Conf, S Site, H Home A Away N Neutral

## Tennessee

Through Games Of Feb. 23, 2019

Average RPI Win:	150	WON-LOST	WINNING	LAST 10	STRENGTH OF	OPP. STRENGTH	TEAM	ADJ.	CONF.	ADJ CONF.
Average RPI Loss:	45	RECORD	PCT. RANK	GAMES	SCHEDULE	OF SCHEDULE	RPI	RPI	RPI	RPI
DIV. I ONLY	17- 9	87	1- 0	22	60	40	40	5	5	
DIV. I NON-CONF.	11- 2	32	1- 0	47	81	27	27	5	5	
TOTALS	RPI 1-25	RPI 26-50	W-L RECORDS	RPI 51-100	RPI 101-150	RPI 150+				
17- 9	0- 5	3- 1	OVERALL	4- 1	2- 2	8- 0				
10- 5	0- 3	0- 1	HOME	3- 1	0- 0	7- 0				
5- 4	0- 2	2- 0	AWAY	1- 0	1- 2	1- 0				
2- 0	0- 0	1- 0	NEUTRAL	0- 0	1- 0	0- 0				
11- 2	0- 2	2- 0	NON-CONFERENCE	1- 0	2- 0	6- 0				
7- 2	0- 2	0- 0	HOME	1- 0	0- 0	6- 0				
2- 0	0- 0	1- 0	AWAY	0- 0	1- 0	0- 0				
2- 0	0- 0	1- 0	NEUTRAL	0- 0	1- 0	0- 0				
6- 7	0- 3	1- 1	CONFERENCE	3- 1	0- 2	2- 0				
3- 3	0- 1	0- 1	HOME	2- 1	0- 0	1- 0				
3- 4	0- 2	1- 0	AWAY	1- 0	0- 2	1- 0				
0- 0	0- 0	0- 0	NEUTRAL	0- 0	0- 0	0- 0				

RPI S	Opponent	Score	RPI S	Opponent	Score	Team's RPI: 40	RPI S	Opponent	Score	RPI S	Opponent	Score	RPI S	Opponent	Score
1	H Notre Dame	62 77	27	A Missouri	62 60		54	A Auburn	78 69	104	N UAB	73 69			
4	H Stanford	85 95	27	H Missouri	64 66		54	H Auburn	73 62	106	A Georgia	62 66			
7	A Mississippi St.	63 91	29	A Texas	88 82		61	H Belmont	84 76	116	A Oklahoma St.	76 63			
16	A Texas A&M	62 79	42	N Clemson	78 66		65	H LSU	74 65	138	A Alabama	65 86			
18	H Kentucky	71 73					86	H Arkansas	79 80	182	H UNC Asheville	73 46			
										193	H Stetson	65 55			
										203	A Vanderbilt	82 65			
										217	H Florida	67 50			
										254	H ETSU	80 61			
										266	H Murray St.	98 77			
										330	H Presbyterian	97 49			
										345	H Florida A&M	96 31			
LAST 12 Division I GAMES:															
104	N UAB	73 69	217	H Florida	67 50										
16	A Texas A&M	62 79	65	H LSU	74 65										
27	A Missouri	62 60	1	H Notre Dame	62 77										
54	H Auburn	73 62	86	H Arkansas	79 80										
7	A Mississippi St.	63 91	138	A Alabama	65 86										
203	A Vanderbilt	82 65	106	A Georgia	62 66										

Non-Div I Games:

Tennessee

■ Loss, 
■ Non-Conf, S Site, 
■ Home 
■ Away 
N Neutral

Average RPI Win:	289	WON-LOST	WINNING	LAST 10	STRENGTH OF	OPP. STRENGTH	TEAM	ADJ.	CONF.	ADJ CONF.
Average RPI Loss:	156	RECORD	PCT. RANK	GAMES	SCHEDULE	OF SCHEDULE	RPI	RPI	RPI	RPI
DIV. I ONLY	5- 23	324	1- 0	174	189	297	297	22	22	
DIV. I NON-CONF.	0- 12	336	0- 0	177	71	335	335	22	22	
TOTALS	RPI 1-25	RPI 26-50	W-L RECORDS	RPI 51-100	RPI 101-150	RPI 150+				
5- 23	0- 1	0- 1	OVERALL	0- 5	0- 4	5- 12				
3- 7	0- 0	0- 0	HOME	0- 2	0- 2	3- 3				
2- 13	0- 1	0- 1	AWAY	0- 2	0- 1	2- 8				
0- 3	0- 0	0- 0	NEUTRAL	0- 1	0- 1	0- 1				
0- 12	0- 1	0- 1	NON-CONFERENCE	0- 3	0- 1	0- 6				
0- 1	0- 0	0- 0	HOME	0- 1	0- 0	0- 0				
0- 8	0- 1	0- 1	AWAY	0- 1	0- 0	0- 5				
0- 3	0- 0	0- 0	NEUTRAL	0- 1	0- 1	0- 1				
5- 11	0- 0	0- 0	CONFERENCE	0- 2	0- 3	5- 6				
3- 6	0- 0	0- 0	HOME	0- 1	0- 2	3- 3				
2- 5	0- 0	0- 0	AWAY	0- 1	0- 1	2- 3				
0- 0	0- 0	0- 0	NEUTRAL	0- 0	0- 0	0- 0				

RPI 1-25				RPI 26-50				RPI 51-100				RPI 101+ Team's RPI: 297			
RPI	S	Opponent	Score	RPI	S	Opponent	Score	RPI	S	Opponent	Score	RPI	S	Opponent	Score
3	A	Louisville	52 107	28	A	DePaul	73 95	61	A	Belmont	46 80	126	N	Pittsburgh	56 78
								61	H	Belmont	65 89	131	A	Morehead St.	55 71
								86	N	Arkansas	55 79	131	H	Morehead St.	62 85
								94	A	Troy	67 92	132	H	UT Martin	61 73
								100	H	South Alabama	56 78	156	A	Tennessee Tech	65 76
												156	H	Tennessee Tech	59 69
												181	N	Wisconsin	53 58
												202	A	Jacksonville St.	73 76
												202	H	Jacksonville St.	52 62
												203	A	Vanderbilt	63 89
												206	A	Marshall	59 80
												212	A	Ball St.	51 90
												229	H	Southeast Mo. St.	62 59
												237	H	SIUE	55 66
												263	A	Austin Peay	47 74
												266	A	Murray St.	65 61
												291	A	Alabama A&M	57 67
												295	H	Eastern Ill.	70 66
												320	A	Lipscomb	62 64
												328	A	Eastern Ky.	57 31
												328	H	Eastern Ky.	60 38
LAST 12 Division I GAMES:															
295	H	Eastern Ill.	70 66	229	H	Southeast Mo. St.	62 59	132	H	UT Martin	61 73				
237	H	SIUE	55 66	266	A	Murray St.	65 61	263	A	Austin Peay	47 74				
202	A	Jacksonville St.	73 76	61	A	Belmont	46 80	156	A	Tennessee Tech	65 76				
61	H	Belmont	65 89												
328	A	Eastern Ky.	57 31												
131	A	Morehead St.	55 71												

Non-Div I Games:

Tennessee St.

■ Loss, 
 ■ Non-Conf, 
 ■ S Site, 
 ■ H Home 
 ■ A Away 
 N Neutral

Average RPI Win:	241	WON-LOST	WINNING	LAST 10	STRENGTH OF	OPP. STRENGTH	TEAM	ADJ.	CONF.	ADJ CONF.
Average RPI Loss:	147	RECORD	PCT. RANK	GAMES	SCHEDULE	OF SCHEDULE	RPI	RPI	RPI	RPI
DIV. I ONLY	17- 8	75	0- 1	284	232	156	156	22	22	
DIV. I NON-CONF.	6- 3	91	0- 0	291	192	141	141	22	22	
TOTALS	RPI 1-25	RPI 26-50	W-L RECORDS	RPI 51-100	RPI 101-150	RPI 150+				
17- 8	0- 0	0- 0	OVERALL	2- 3	1- 2	14- 3				
9- 3	0- 0	0- 0	HOME	1- 1	0- 1	8- 1				
8- 4	0- 0	0- 0	AWAY	1- 1	1- 1	6- 2				
0- 1	0- 0	0- 0	NEUTRAL	0- 1	0- 0	0- 0				
6- 3	0- 0	0- 0	NON-CONFERENCE	1- 2	0- 0	5- 1				
3- 0	0- 0	0- 0	HOME	1- 0	0- 0	2- 0				
3- 2	0- 0	0- 0	AWAY	0- 1	0- 0	3- 1				
0- 1	0- 0	0- 0	NEUTRAL	0- 1	0- 0	0- 0				
11- 5	0- 0	0- 0	CONFERENCE	1- 1	1- 2	9- 2				
6- 3	0- 0	0- 0	HOME	0- 1	0- 1	6- 1				
5- 2	0- 0	0- 0	AWAY	1- 0	1- 1	3- 1				
0- 0	0- 0	0- 0	NEUTRAL	0- 0	0- 0	0- 0				

RPI S	Opponent	Score	RPI S	Opponent	Score	RPI S	Opponent	Score	RPI S	Opponent	Score	Team's RPI: 156
						61	A Belmont	77 72	131	A Morehead St.	56 77	
						61	H Belmont	67 99	131	H Morehead St.	70 73	
						62	H Middle Tenn.	68 64	132	A UT Martin	80 76	
						86	A Arkansas	42 65	182	H UNC Asheville	60 53	
						89	N Old Dominion	73 80	188	A Xavier	60 70	
									202	A Jacksonville St.	66 49	
									202	H Jacksonville St.	62 59	
									229	A Southeast Mo. St.	53 62	
									237	H SIUE	79 55	
									252	A Wichita St.	55 45	
									263	H Austin Peay	65 72	
									266	H Murray St.	74 65	
									295	H Eastern Ill.	99 88	
									297	A Tennessee St.	69 59	
									297	H Tennessee St.	76 65	
									299	A Charleston So.	77 55	
									320	A Lipscomb	67 52	
									328	A Eastern Ky.	81 68	
									328	H Eastern Ky.	77 57	
									339	H Western Caro.	77 58	
LAST 12 Division I GAMES:												
131	H	Morehead St.	70	73	266	H	Murray St.	74	65			
328	H	Eastern Ky.	77	57	263	H	Austin Peay	65	72			
61	H	Belmont	67	99	328	A	Eastern Ky.	81	68			
202	H	Jacksonville St.	62	59	131	A	Morehead St.	56	77			
132	A	UT Martin	80	76	202	A	Jacksonville St.	66	49			
229	A	Southeast Mo. St.	53	62	297	H	Tennessee St.	76	65			

Non-Div I Games: Tenn. Wesleyan 100 58 Cumberland (TN) 88 55

Tennessee Tech

Loss, Non-Conf, S Site, H Home A Away N Neutral

Average RPI Win:	147	WON-LOST	WINNING	LAST 10	STRENGTH OF	OPP. STRENGTH	TEAM	ADJ.	CONF.	ADJ CONF.
Average RPI Loss:	32	RECORD	PCT. RANK	GAMES	SCHEDULE	OF SCHEDULE	RPI	RPI	RPI	RPI
DIV. I ONLY	21- 6	33	2- 0	50	50	29	29	3	3	
DIV. I NON-CONF.	10- 2	37	2- 0	96	177	46	46	3	3	
TOTALS	RPI 1-25	RPI 26-50	W-L RECORDS	RPI 51-100	RPI 101-150	RPI 150+				
21- 6	1- 2	2- 3	OVERALL	2- 1	10- 0	6- 0				
10- 5	0- 2	1- 2	HOME	0- 1	5- 0	4- 0				
8- 1	1- 0	0- 1	AWAY	1- 0	4- 0	2- 0				
3- 0	0- 0	1- 0	NEUTRAL	1- 0	1- 0	0- 0				
10- 2	0- 1	1- 1	NON-CONFERENCE	1- 0	2- 0	6- 0				
5- 2	0- 1	0- 1	HOME	0- 0	1- 0	4- 0				
2- 0	0- 0	0- 0	AWAY	0- 0	0- 0	2- 0				
3- 0	0- 0	1- 0	NEUTRAL	1- 0	1- 0	0- 0				
11- 4	1- 1	1- 2	CONFERENCE	1- 1	8- 0	0- 0				
5- 3	0- 1	1- 1	HOME	0- 1	4- 0	0- 0				
6- 1	1- 0	0- 1	AWAY	1- 0	4- 0	0- 0				
0- 0	0- 0	0- 0	NEUTRAL	0- 0	0- 0	0- 0				

RPI 1-25				RPI 26-50				Team's RPI: 29	RPI 51-100				RPI 101+			
RPI	S	Opponent	Score	RPI	S	Opponent	Score		RPI	S	Opponent	Score	RPI	S	Opponent	Score
2	H	Baylor	68 74	37	A	Kansas St.	69 87		53	N	Quinnipiac	56 55	116	A	Oklahoma St.	61 55
7	H	Mississippi St.	49 67	37	H	Kansas St.	60 69		69	A	West Virginia	70 58	116	H	Oklahoma St.	60 51
12	A	Iowa St.	64 62	40	H	Tennessee	82 88		69	H	West Virginia	58 64	121	N	Fordham	72 54
				41	N	Michigan	69 52						134	A	Oklahoma	76 67
				48	H	TCU	73 67						134	H	Oklahoma	73 63
LAST 12 Division I GAMES:																
121	N	Fordham	72 54	2	H	Baylor	68 74		134	A	Oklahoma	76 67	137	A	Texas Tech	78 71
41	N	Michigan	69 52	69	H	West Virginia	58 64		137	A	Texas Tech	78 71	137	H	Texas Tech	81 57
137	H	Texas Tech	81 57	141	H	Kansas	62 43		141	H	Kansas	62 43	141	A	Kansas	91 73
37	H	Kansas St.	60 69	48	H	TCU	73 67		150	H	Duquesne	78 41	141	H	Kansas	62 43
116	A	Oklahoma St.	61 55						176	A	North Texas	64 54	150	H	Duquesne	78 41
141	A	Kansas	91 73						193	H	Stetson	65 46	176	A	North Texas	64 54
									223	A	UTRGV	81 66	193	H	Stetson	65 46
									305	H	UTSA	98 54	223	A	UTRGV	81 66
									322	H	Northwestern St.	104 66	305	H	UTSA	98 54
									324	H	McNeese	96 40	322	H	Northwestern St.	104 66
													324	H	McNeese	96 40

Non-Div I Games:

Texas



Average RPI Win:	127	WON-LOST	WINNING	LAST 10	STRENGTH OF	OPP. STRENGTH	TEAM	ADJ.	CONF.	ADJ CONF.
Average RPI Loss:	32	RECORD	PCT. RANK	GAMES	SCHEDULE	OF SCHEDULE	RPI	RPI	RPI	RPI
DIV. I ONLY	20- 6	39	1- 0	23	59	16	16	5	5	
DIV. I NON-CONF.	11- 2	32	0- 0	29	106	16	16	5	5	
TOTALS	RPI 1-25	RPI 26-50	W-L RECORDS	RPI 51-100	RPI 101-150	RPI 150+				
20- 6	2- 3	2- 1	OVERALL	5- 2	3- 0	8- 0				
12- 3	1- 2	2- 0	HOME	2- 1	1- 0	6- 0				
6- 3	0- 1	0- 1	AWAY	3- 1	1- 0	2- 0				
2- 0	1- 0	0- 0	NEUTRAL	0- 0	1- 0	0- 0				
11- 2	1- 1	1- 0	NON-CONFERENCE	3- 1	1- 0	5- 0				
7- 1	0- 0	1- 0	HOME	1- 1	0- 0	5- 0				
2- 1	0- 1	0- 0	AWAY	2- 0	0- 0	0- 0				
2- 0	1- 0	0- 0	NEUTRAL	0- 0	1- 0	0- 0				
9- 4	1- 2	1- 1	CONFERENCE	2- 1	2- 0	3- 0				
5- 2	1- 2	1- 0	HOME	1- 0	1- 0	1- 0				
4- 2	0- 0	0- 1	AWAY	1- 1	1- 0	2- 0				
0- 0	0- 0	0- 0	NEUTRAL	0- 0	0- 0	0- 0				

RPI 1-25				RPI 26-50				RPI 51-100				RPI 101+			
RPI	S	Opponent	Score	RPI	S	Opponent	Score	RPI	S	Opponent	Score	RPI	S	Opponent	Score
7	H	Mississippi St.	64 92	27	A	Missouri	65 70	51	H	Southern California	71 51	106	A	Georgia	76 66
11	A	Syracuse	65 75	34	H	Rice	65 54	54	A	Auburn	69 67	138	H	Alabama	70 43
18	H	Kentucky	73 71	40	H	Tennessee	79 62	60	H	Lamar University	68 74	144	N	UC Riverside	70 63
21	H	South Carolina	57 60					65	A	LSU	52 63	174	H	Arkansas St.	97 56
22	N	Oregon St.	76 70					65	H	LSU	59 55	198	A	Ole Miss	72 60
								66	A	Little Rock	61 40	199	H	Prairie View	70 57
								97	A	Houston	68 52	203	A	Vanderbilt	50 43
												203	H	Vanderbilt	69 53
												223	H	UTRGV	84 61
												230	H	Jacksonville	73 53
												280	H	Central Ark.	84 27
LAST 12 Division I GAMES:															
40	H	Tennessee	79 62	18	H	Kentucky	73 71								
7	H	Mississippi St.	64 92	54	A	Auburn	69 67								
65	H	LSU	59 55	106	A	Georgia	76 66								
27	A	Missouri	65 70	138	H	Alabama	70 43								
198	A	Ole Miss	72 60	203	A	Vanderbilt	50 43								
203	H	Vanderbilt	69 53	65	A	LSU	52 63								

Non-Div I Games:

Texas A&amp;M

■ Loss, 
■ Non-Conf, S Site, 
■ Home 
■ Away 
N Neutral

Team Record				Through Games Of Feb. 19, 1919						
Average RPI Win:	285	WON-LOST	WINNING	LAST 10	STRENGTH OF	OPP. STRENGTH	TEAM	ADJ.	CONF.	ADJ CONF.
Average RPI Loss:	174	RECORD	PCT. RANK	GAMES	SCHEDULE	OF SCHEDULE	RPI	RPI	RPI	RPI
DIV. I ONLY	9- 13	227	1- 0	259	342	240	240	29	29	
DIV. I NON-CONF.	2- 7	288	0- 0	48	314	178	178	28	28	
TOTALS	RPI 1-25	RPI 26-50	W-L RECORDS	RPI 51-100	RPI 101-150	RPI 150+				
9- 13	0- 0	0- 2	OVERALL	0- 1	0- 1	9- 9				
4- 2	0- 0	0- 0	HOME	0- 0	0- 0	4- 2				
5- 9	0- 0	0- 2	AWAY	0- 1	0- 1	5- 5				
0- 2	0- 0	0- 0	NEUTRAL	0- 0	0- 0	0- 2				
2- 7	0- 0	0- 2	NON-CONFERENCE	0- 1	0- 1	2- 3				
0- 0	0- 0	0- 0	HOME	0- 0	0- 0	0- 0				
2- 5	0- 0	0- 2	AWAY	0- 1	0- 1	2- 1				
0- 2	0- 0	0- 0	NEUTRAL	0- 0	0- 0	0- 2				
7- 6	0- 0	0- 0	CONFERENCE	0- 0	0- 0	7- 6				
4- 2	0- 0	0- 0	HOME	0- 0	0- 0	4- 2				
3- 4	0- 0	0- 0	AWAY	0- 0	0- 0	3- 4				
0- 0	0- 0	0- 0	NEUTRAL	0- 0	0- 0	0- 0				

RPI 1-25				RPI 26-50				RPI 51-100				RPI 101+				Team's RPI: 240	
RPI	S	Opponent	Score	RPI	S	Opponent	Score	RPI	S	Opponent	Score	RPI	S	Opponent	Score		
				34	A	Rice	71 76	77	A	SFA	55 74	137	A	Texas Tech	55 75		
				45	A	Michigan St.	45 91					153	A	Tulane	56 62		
												164	N	Abilene Christian	39 81		
												172	N	Nicholls St.	57 58		
												175	A	Southern U.	61 63		
												199	A	Prairie View	52 44		
												199	H	Prairie View	73 67		
												207	A	Grambling	55 72		
												207	H	Grambling	67 75		
												223	A	UTRGV	69 55		
												259	H	Alabama St.	51 58		
												281	A	Jackson St.	64 73		
												281	H	Jackson St.	76 67		
												291	H	Alabama A&M	53 45		
												329	A	Mississippi Val.	68 50		
												346	A	Ark.-Pine Bluff	59 58		
												346	H	Ark.-Pine Bluff	62 49		
												349	A	Savannah St.	65 41		
												351	A	Alcorn	52 53		
LAST 12 Division I GAMES:																	
				346	H	Ark.-Pine Bluff	62 49	329	A	Mississippi Val.	68 50						
				281	A	Jackson St.	64 73	346	A	Ark.-Pine Bluff	59 58						
				207	A	Grambling	55 72	281	H	Jackson St.	76 67						
				199	H	Prairie View	73 67	207	H	Grambling	67 75						
				291	H	Alabama A&M	53 45	199	A	Prairie View	52 44						
				259	H	Alabama St.	51 58	175	A	Southern U.	61 63						

Non-Div I Games:	Huston-Tillotson	72	36	Paul Quinn	83	54
------------------	------------------	----	----	------------	----	----

Texas Southern

Loss, Non-Conf, S Site, H Home A Away N Neutral

Average RPI Win:	208	WON-LOST	WINNING	LAST 10	STRENGTH OF	OPP. STRENGTH	TEAM	ADJ.	CONF.	ADJ CONF.
Average RPI Loss:	124	RECORD	PCT. RANK	GAMES	SCHEDULE	OF SCHEDULE	RPI	RPI	RPI	RPI
DIV. I ONLY	11- 14	209	0- 1	152	111	167	167	12	12	
DIV. I NON-CONF.	3- 7	256	0- 1	88	136	183	183	13	13	
TOTALS	RPI 1-25	RPI 26-50	W-L RECORDS	RPI 51-100	RPI 101-150	RPI 150+				
11- 14	0- 0	0- 2	OVERALL	1- 3	1- 5	9- 4				
4- 5	0- 0	0- 0	HOME	1- 0	0- 3	3- 2				
7- 8	0- 0	0- 2	AWAY	0- 2	1- 2	6- 2				
0- 1	0- 0	0- 0	NEUTRAL	0- 1	0- 0	0- 0				
3- 7	0- 0	0- 2	NON-CONFERENCE	0- 1	0- 2	3- 2				
1- 2	0- 0	0- 0	HOME	0- 0	0- 1	1- 1				
2- 4	0- 0	0- 2	AWAY	0- 0	0- 1	2- 1				
0- 1	0- 0	0- 0	NEUTRAL	0- 1	0- 0	0- 0				
8- 7	0- 0	0- 0	CONFERENCE	1- 2	1- 3	6- 2				
3- 3	0- 0	0- 0	HOME	1- 0	0- 2	2- 1				
5- 4	0- 0	0- 0	AWAY	0- 2	1- 1	4- 1				
0- 0	0- 0	0- 0	NEUTRAL	0- 0	0- 0	0- 0				

RPI S	Opponent	Score	RPI S	Opponent	Score	RPI S	Opponent	Score	RPI S	Opponent	Score	Team's RPI: 167
27	A Missouri	50 69	49	A New Mexico	51 82	56	N Saint Mary's (CA)	62 89	116	A Oklahoma St.	55 66	
						66	A Little Rock	47 62	135	A Georgia St.	69 60	
						66	H Little Rock	50 48	135	H Georgia St.	34 57	
						96	A UT Arlington	53 68	136	H Montana St.	59 67	
									143	A Appalachian St.	56 77	
									143	H Appalachian St.	49 62	
									153	A Tulane	61 67	
									163	A Coastal Caro.	70 77	
									163	H Coastal Caro.	73 58	
									166	H Oral Roberts	64 81	
									172	H Nicholls St.	72 67	
									174	A Arkansas St.	85 62	
									174	H Arkansas St.	68 54	
									243	A A&M-Corpus Christi	60 53	
									258	A Louisiana	71 65	
									283	A Ga. Southern	64 52	
									283	H Ga. Southern	55 65	
									305	A UTSA	68 60	
									315	A La.-Monroe	62 51	
LAST 12 Division I GAMES:												
153	A Tulane	61 67	174	H Arkansas St.	68 54							
136	H Montana St.	59 67	163	A Coastal Caro.	70 77							
172	H Nicholls St.	72 67	143	A Appalachian St.	56 77							
258	A Louisiana	71 65	96	A UT Arlington	53 68							
315	A La.-Monroe	62 51	283	H Ga. Southern	55 65							
66	H Little Rock	50 48	135	H Georgia St.	34 57							

Non-Div I Games: UNKNOWN 92 39 Tex. A&amp;M Int'l 89 25

Texas St.

■ Loss, 
 ■ Non-Conf, 
 ■ S Site, 
 ■ Home 
 ■ A Away 
 N Neutral

Average RPI Win:	197	WON-LOST	WINNING	LAST 10	STRENGTH OF	OPP. STRENGTH	TEAM	ADJ.	CONF.	ADJ CONF.
Average RPI Loss:	64	RECORD	PCT. RANK	GAMES	SCHEDULE	OF SCHEDULE	RPI	RPI	RPI	RPI
DIV. I ONLY	12- 14	195	0- 1	49	75	137	137	3	3	
DIV. I NON-CONF.	9- 2	43	0- 0	244	305	108	108	3	3	
TOTALS	RPI 1-25	RPI 26-50	W-L RECORDS	RPI 51-100	RPI 101-150	RPI 150+				
12- 14	0- 3	0- 5	OVERALL	1- 3	3- 2	8- 1				
10- 6	0- 1	0- 3	HOME	1- 2	2- 0	7- 0				
2- 8	0- 2	0- 2	AWAY	0- 1	1- 2	1- 1				
0- 0	0- 0	0- 0	NEUTRAL	0- 0	0- 0	0- 0				
9- 2	0- 0	0- 0	NON-CONFERENCE	1- 1	0- 0	8- 1				
8- 1	0- 0	0- 0	HOME	1- 1	0- 0	7- 0				
1- 1	0- 0	0- 0	AWAY	0- 0	0- 0	1- 1				
0- 0	0- 0	0- 0	NEUTRAL	0- 0	0- 0	0- 0				
3- 12	0- 3	0- 5	CONFERENCE	0- 2	3- 2	0- 0				
2- 5	0- 1	0- 3	HOME	0- 1	2- 0	0- 0				
1- 7	0- 2	0- 2	AWAY	0- 1	1- 2	0- 0				
0- 0	0- 0	0- 0	NEUTRAL	0- 0	0- 0	0- 0				

RPI 1-25				RPI 26-50				RPI 51-100				RPI 101+ Team's RPI: 137			
RPI	S	Opponent	Score	RPI	S	Opponent	Score	RPI	S	Opponent	Score	RPI	S	Opponent	Score
2	A	Baylor	37 96	29	A	Texas	57 81	69	A	West Virginia	65 68	116	A	Oklahoma St.	57 65
2	H	Baylor	56 73	29	H	Texas	71 78	69	H	West Virginia	72 75	116	H	Oklahoma St.	90 78
12	A	Iowa St.	66 105	37	H	Kansas St.	62 66	77	H	SFA	77 69	134	A	Oklahoma	61 66
				48	A	TCU	70 78	90	H	Idaho	77 88	141	A	Kansas	75 71
				48	H	TCU	63 70					141	H	Kansas	69 66
												164	H	Abilene Christian	105 54
												175	H	Southern U.	76 58
												202	H	Jacksonville St.	71 58
												213	A	Nevada	86 67
												217	A	Florida	67 72
												240	H	Texas Southern	75 55
												243	H	A&M-Corpus Christi	78 61
												315	H	La.-Monroe	86 42
												342	H	Houston Baptist	82 76
LAST 12 Division I GAMES:															
29	A	Texas	57 81	12	A	Iowa St.	66 105								
141	A	Kansas	75 71	29	H	Texas	71 78								
69	H	West Virginia	72 75	69	A	West Virginia	65 68								
116	H	Oklahoma St.	90 78	37	H	Kansas St.	62 66								
48	H	TCU	63 70	48	A	TCU	70 78								
2	A	Baylor	37 96	116	A	Oklahoma St.	57 65								

Non-Div I Games:

Texas Tech

■ Loss, 
 ■ Non-Conf, S Site, 
 ■ Home 
 ■ Away 
 N Neutral

Average RPI Win:	200	WON-LOST	WINNING	LAST 10	STRENGTH OF	OPP. STRENGTH	TEAM	ADJ.	CONF.	ADJ CONF.
Average RPI Loss:	72	RECORD	PCT. RANK	GAMES	SCHEDULE	OF SCHEDULE	RPI	RPI	RPI	RPI
DIV. I ONLY	16- 9	96	1- 0	102	103	78	78	7	7	
DIV. I NON-CONF.	8- 3	72	0- 0	158	191	71	71	8	8	
TOTALS	RPI 1-25	RPI 26-50	W-L RECORDS	RPI 51-100	RPI 101-150	RPI 150+				
16- 9	1- 1	1- 3	OVERALL	1- 3	1- 2	12- 0				
9- 3	1- 1	1- 1	HOME	0- 1	1- 0	6- 0				
7- 6	0- 0	0- 2	AWAY	1- 2	0- 2	6- 0				
0- 0	0- 0	0- 0	NEUTRAL	0- 0	0- 0	0- 0				
8- 3	0- 1	0- 0	NON-CONFERENCE	1- 1	1- 1	6- 0				
4- 1	0- 1	0- 0	HOME	0- 0	1- 0	3- 0				
4- 2	0- 0	0- 0	AWAY	1- 1	0- 1	3- 0				
0- 0	0- 0	0- 0	NEUTRAL	0- 0	0- 0	0- 0				
8- 6	1- 0	1- 3	CONFERENCE	0- 2	0- 1	6- 0				
5- 2	1- 0	1- 1	HOME	0- 1	0- 0	3- 0				
3- 4	0- 0	0- 2	AWAY	0- 1	0- 1	3- 0				
0- 0	0- 0	0- 0	NEUTRAL	0- 0	0- 0	0- 0				

RPI 1-25				RPI 26-50				RPI 51-100 Team's RPI: 78				RPI 101+			
RPI	S	Opponent	Score	RPI	S	Opponent	Score	RPI	S	Opponent	Score	RPI	S	Opponent	Score
1	H	Notre Dame	56 72	32	H	Ohio	76 50	61	A	Belmont	78 69	113	A	Dayton	49 70
24	H	Central Mich.	62 59	43	A	Miami (OH)	64 65	67	A	Maine	59 73	148	A	Akron	64 70
				43	H	Miami (OH)	56 65	85	H	Kent St.	47 58	150	H	Duquesne	65 52
				46	A	Buffalo	63 73	98	A	Northern Ill.	52 54	157	H	Stony Brook	80 48
												200	A	Memphis	58 48
												201	H	Eastern Mich.	63 43
												212	A	Ball St.	63 62
												212	H	Ball St.	65 58
												216	A	Bowling Green	79 65
												216	H	Bowling Green	76 56
												267	A	Western Mich.	80 57
												278	A	Cleveland St.	65 60
												312	A	Valparaiso	65 59
												327	H	Iona	84 38
												332	H	Detroit Mercy	77 60
LAST 12 Division I GAMES:															
212	A	Ball St.	63 62	216	H	Bowling Green	76 56								
43	H	Miami (OH)	56 65	148	A	Akron	64 70								
98	A	Northern Ill.	52 54	24	H	Central Mich.	62 59								
32	H	Ohio	76 50	216	A	Bowling Green	79 65								
201	H	Eastern Mich.	63 43	267	A	Western Mich.	80 57								
46	A	Buffalo	63 73	85	H	Kent St.	47 58								

Non-Div I Games:

Toledo

■ Loss, 
 ■ Non-Conf, S Site, 
 ■ Home 
 ■ Away 
 N Neutral

Average RPI Win:	216	WON-LOST	WINNING	LAST 10	STRENGTH OF	OPP. STRENGTH	TEAM	ADJ.	CONF.	ADJ CONF.
Average RPI Loss:	118	RECORD	PCT. RANK	GAMES	SCHEDULE	OF SCHEDULE	RPI	RPI	RPI	RPI
DIV. I ONLY	16- 9	96	1- 0	224	110	109	109	10	10	
DIV. I NON-CONF.	6- 5	143	0- 0	303	133	164	164	10	10	
TOTALS	RPI 1-25	RPI 26-50	W-L RECORDS	RPI 51-100	RPI 101-150	RPI 150+				
16- 9	0- 1	0- 1	OVERALL	2- 2	2- 2	12- 3				
8- 1	0- 0	0- 0	HOME	1- 0	1- 0	6- 1				
8- 8	0- 1	0- 1	AWAY	1- 2	1- 2	6- 2				
0- 0	0- 0	0- 0	NEUTRAL	0- 0	0- 0	0- 0				
6- 5	0- 1	0- 0	NON-CONFERENCE	0- 1	0- 1	6- 2				
3- 0	0- 0	0- 0	HOME	0- 0	0- 0	3- 0				
3- 5	0- 1	0- 0	AWAY	0- 1	0- 1	3- 2				
0- 0	0- 0	0- 0	NEUTRAL	0- 0	0- 0	0- 0				
10- 4	0- 0	0- 1	CONFERENCE	2- 1	2- 1	6- 1				
5- 1	0- 0	0- 0	HOME	1- 0	1- 0	3- 1				
5- 3	0- 0	0- 1	AWAY	1- 1	1- 1	3- 0				
0- 0	0- 0	0- 0	NEUTRAL	0- 0	0- 0	0- 0				

RPI 1-25				RPI 26-50				RPI 51-100				RPI 101+ Team's RPI: 109			
RPI	S	Opponent	Score	RPI	S	Opponent	Score	RPI	S	Opponent	Score	RPI	S	Opponent	Score
11	A	Syracuse	55 98	38	A	James Madison	59 71	63	A	Drexel	55 54	118	A	Wake Forest	53 60
								69	A	West Virginia	43 90	124	A	UNCW	73 77
								87	A	Northeastern	68 77	124	H	UNCW	82 61
								87	H	Northeastern	88 83	147	A	Delaware	56 48
												173	A	William & Mary	82 75
												173	H	William & Mary	69 80
												190	A	George Washington	63 76
												206	A	Marshall	76 69
												210	H	Elon	59 58
												233	H	Massachusetts	78 53
												241	A	Hofstra	68 56
												241	H	Hofstra	92 68
												242	A	Saint Joseph's	73 52
												249	A	Mt. St. Mary's	78 87
												289	H	La Salle	92 68
												293	A	Col. of Charleston	77 61
												293	H	Col. of Charleston	87 61
												296	H	Loyola Maryland	62 57
												314	A	UMBC	71 62
LAST 12 Division I GAMES:															
173	A	William & Mary	82 75	173	H	William & Mary	69 80								
293	H	Col. of Charleston	87 61	210	H	Elon	59 58								
124	H	UNCW	82 61	124	A	UNCW	73 77								
87	A	Northeastern	68 77	293	A	Col. of Charleston	77 61								
241	A	Hofstra	68 56	241	H	Hofstra	92 68								
38	A	James Madison	59 71	87	H	Northeastern	88 83								

Non-Div I Games:

Towson

Average RPI Win:	220	WON-LOST	WINNING	LAST 10	STRENGTH OF	OPP. STRENGTH	TEAM	ADJ.	CONF.	ADJ CONF.
Average RPI Loss:	86	RECORD	PCT. RANK	GAMES	SCHEDULE	OF SCHEDULE	RPI	RPI	RPI	RPI
DIV. I ONLY	18- 6	47	1- 0	227	124	94	94	12	12	
DIV. I NON-CONF.	8- 2	52	0- 0	299	187	113	113	13	13	
TOTALS	RPI 1-25	RPI 26-50	W-L RECORDS	RPI 51-100	RPI 101-150	RPI 150+				
18- 6	0- 1	0- 0	OVERALL	2- 3	1- 2	15- 0				
9- 2	0- 0	0- 0	HOME	2- 1	0- 1	7- 0				
7- 4	0- 1	0- 0	AWAY	0- 2	1- 1	6- 0				
2- 0	0- 0	0- 0	NEUTRAL	0- 0	0- 0	2- 0				
8- 2	0- 1	0- 0	NON-CONFERENCE	0- 1	0- 0	8- 0				
3- 1	0- 0	0- 0	HOME	0- 1	0- 0	3- 0				
3- 1	0- 1	0- 0	AWAY	0- 0	0- 0	3- 0				
2- 0	0- 0	0- 0	NEUTRAL	0- 0	0- 0	2- 0				
10- 4	0- 0	0- 0	CONFERENCE	2- 2	1- 2	7- 0				
6- 1	0- 0	0- 0	HOME	2- 0	0- 1	4- 0				
4- 3	0- 0	0- 0	AWAY	0- 2	1- 1	3- 0				
0- 0	0- 0	0- 0	NEUTRAL	0- 0	0- 0	0- 0				

RPI 1-25				RPI 26-50				RPI 51-100				Team's RPI: 94		RPI 101+			
RPI	S	Opponent	Score	RPI	S	Opponent	Score	RPI	S	Opponent	Score			RPI	S	Opponent	Score
19	A	Florida St.	67 103					62	H	Middle Tenn.	64 67			135	A	Georgia St.	80 84
								66	A	Little Rock	72 76			135	H	Georgia St.	70 85
								66	H	Little Rock	71 66			143	A	Appalachian St.	83 72
								100	A	South Alabama	77 80			163	A	Coastal Caro.	82 81
								100	H	South Alabama	66 58			174	A	Arkansas St.	100 89
														174	H	Arkansas St.	87 79
														183	N	Sam Houston St.	84 79
														198	A	Ole Miss	71 54
														202	A	Jacksonville St.	89 63
														254	A	ETSU	84 66
														258	H	Louisiana	90 64
														259	H	Alabama St.	116 46
														283	A	Ga. Southern	97 81
														283	H	Ga. Southern	100 78
														286	H	Samford	72 52
														297	H	Tennessee St.	92 67
														315	H	La.-Monroe	78 56
														329	N	Mississippi Val.	75 54
LAST 12 Division I GAMES:																	
100	H	South Alabama	66 58	258	H	Louisiana	90 64										
283	H	Ga. Southern	100 78	315	H	La.-Monroe	78 56										
135	H	Georgia St.	70 85	135	A	Georgia St.	80 84										
174	A	Arkansas St.	100 89	283	A	Ga. Southern	97 81										
66	A	Little Rock	72 76	174	H	Arkansas St.	87 79										
100	A	South Alabama	77 80	66	H	Little Rock	71 66										

Non-Div I Games: Talladega 91 70

Troy

T  
u  
l  
a  
n  
e

Tulane				Through Games Of Feb. 23, 2019						
Average RPI Win:	185	WON-LOST	WINNING	LAST 10	STRENGTH OF	OPP. STRENGTH	TEAM	ADJ.	CONF.	ADJ CONF.
Average RPI Loss:	133	RECORD	PCT. RANK	GAMES	SCHEDULE	OF SCHEDULE	RPI	RPI	RPI	RPI
DIV. I ONLY		15- 11	130	1- 0	175	91	153	153	9	9
DIV. I NON-CONF.		10- 3	59	1- 0	219	103	98	98	9	9
-----										
TOTALS	RPI 1-25	RPI 26-50		W-L RECORDS		RPI 51-100	RPI 101-150		RPI 150+	
15- 11	2- 1	0- 1		OVERALL		1- 2	0- 3		12- 4	
8- 5	1- 1	0- 0		HOME		0- 1	0- 1		7- 2	
4- 5	0- 0	0- 0		AWAY		1- 1	0- 2		3- 2	
3- 1	1- 0	0- 1		NEUTRAL		0- 0	0- 0		2- 0	
10- 3	1- 0	0- 1		NON-CONFERENCE		1- 1	0- 1		8- 0	
6- 1	0- 0	0- 0		HOME		0- 1	0- 0		6- 0	
1- 1	0- 0	0- 0		AWAY		1- 0	0- 1		0- 0	
3- 1	1- 0	0- 1		NEUTRAL		0- 0	0- 0		2- 0	
5- 8	1- 1	0- 0		CONFERENCE		0- 1	0- 2		4- 4	
2- 4	1- 1	0- 0		HOME		0- 0	0- 1		1- 2	
3- 4	0- 0	0- 0		AWAY		0- 1	0- 1		3- 2	
0- 0	0- 0	0- 0		NEUTRAL		0- 0	0- 0		0- 0	

RPI 1-25				RPI 26-50				RPI 51-100				RPI 101+ Team's RPI: 153			
RPI	S	Opponent	Score	RPI	S	Opponent	Score	RPI	S	Opponent	Score	RPI	S	Opponent	Score
5	H	UConn	33 75	39	N	California	57 65	65	A	LSU	56 54	130	A	South Fla.	46 73
15	H	UCF	61 59					89	H	Old Dominion	48 56	130	H	South Fla.	45 50
24	N	Central Mich.	68 57					97	A	Houston	82 83	138	A	Alabama	58 69
												159	A	Tulsa	67 72
												162	A	Temple	66 57
												167	H	Texas St.	67 61
												168	H	Washington	63 51
												172	H	Nicholls St.	71 46
												179	H	Southern Miss.	71 54
												200	A	Memphis	62 61
												200	H	Memphis	59 65
												221	A	East Carolina	61 63
												221	H	East Carolina	68 57
												228	A	SMU	61 43
												240	H	Texas Southern	62 56
												252	H	Wichita St.	44 62
												278	N	Cleveland St.	81 72
												304	H	Fla. Atlantic	88 45
												345	N	Florida A&M	78 34
LAST 12 Division I GAMES:															
167	H	Texas St.	67 61	221	A	East Carolina	61 63								
97	A	Houston	82 83	200	A	Memphis	62 61								
200	H	Memphis	59 65	252	H	Wichita St.	44 62								
15	H	UCF	61 59	130	A	South Fla.	46 73								
159	A	Tulsa	67 72	5	H	UConn	33 75								
130	H	South Fla.	45 50	228	A	SMU	61 43								

Non-Div I Games:

Tulane



Average RPI Win:	198	WON-LOST	WINNING	LAST 10	STRENGTH OF	OPP. STRENGTH	TEAM	ADJ.	CONF.	ADJ CONF.
Average RPI Loss:	95	RECORD	PCT. RANK	GAMES	SCHEDULE	OF SCHEDULE	RPI	RPI	RPI	RPI
DIV. I ONLY	11- 14	209	0- 1	81	101	159	159	9	9	
DIV. I NON-CONF.	6- 7	172	0- 1	51	114	118	118	9	9	
TOTALS	RPI 1-25	RPI 26-50	W-L RECORDS	RPI 51-100	RPI 101-150	RPI 150+				
11- 14	0- 2	0- 0	OVERALL	0- 8	1- 1	10- 3				
8- 4	0- 0	0- 0	HOME	0- 3	0- 0	8- 1				
2- 10	0- 2	0- 0	AWAY	0- 5	0- 1	2- 2				
1- 0	0- 0	0- 0	NEUTRAL	0- 0	1- 0	0- 0				
6- 7	0- 1	0- 0	NON-CONFERENCE	0- 5	1- 0	5- 1				
4- 2	0- 0	0- 0	HOME	0- 2	0- 0	4- 0				
1- 5	0- 1	0- 0	AWAY	0- 3	0- 0	1- 1				
1- 0	0- 0	0- 0	NEUTRAL	0- 0	1- 0	0- 0				
5- 7	0- 1	0- 0	CONFERENCE	0- 3	0- 1	5- 2				
4- 2	0- 0	0- 0	HOME	0- 1	0- 0	4- 1				
1- 5	0- 1	0- 0	AWAY	0- 2	0- 1	1- 1				
0- 0	0- 0	0- 0	NEUTRAL	0- 0	0- 0	0- 0				

RPI 1-25				RPI 26-50				RPI 51-100				RPI 101+ Team's RPI: 159			
RPI	S	Opponent	Score	RPI	S	Opponent	Score	RPI	S	Opponent	Score	RPI	S	Opponent	Score
15	A	UCF	44 60					61	A	Belmont	53 78	130	A	South Fla.	48 59
17	A	Arizona St.	52 70					66	H	Little Rock	53 63	138	N	Alabama	80 73
								77	A	SFA	34 76	153	H	Tulane	72 67
								81	A	American	52 68	162	H	Temple	61 75
								83	A	Cincinnati	47 74	164	H	Abilene Christian	75 63
								83	H	Cincinnati	50 70	166	A	Oral Roberts	76 68
								86	H	Arkansas	59 61	174	A	Arkansas St.	60 73
								97	A	Houston	44 76	191	H	Saint Louis	86 75
												193	H	Stetson	55 54
												200	A	Memphis	56 59
												200	H	Memphis	46 39
												221	A	East Carolina	75 55
												228	H	SMU	49 35
												252	H	Wichita St.	63 49
												277	H	UTEP	66 45
LAST 12 Division I GAMES:															
17	A	Arizona St.	52 70	162	H	Temple	61 75								
83	A	Cincinnati	47 74	97	A	Houston	44 76								
130	A	South Fla.	48 59	83	H	Cincinnati	50 70								
153	H	Tulane	72 67	15	A	UCF	44 60								
228	H	SMU	49 35	221	A	East Carolina	75 55								
200	A	Memphis	56 59	200	H	Memphis	46 39								

Non-Div I Games:

Tulsa

■ Loss, 
■ Non-Conf, S Site, 
■ Home 
■ Away 
N Neutral

Average RPI Win:	228	WON-LOST	WINNING	LAST 10	STRENGTH OF	OPP. STRENGTH	TEAM	ADJ.	CONF.	ADJ CONF.
Average RPI Loss:	85	RECORD	PCT. RANK	GAMES	SCHEDULE	OF SCHEDULE	RPI	RPI	RPI	RPI
DIV. I ONLY	21- 5	27	0- 1	277	174	104	104	14	14	
DIV. I NON-CONF.	11- 1	13	0- 1	332	275	116	116	17	17	
TOTALS	RPI 1-25	RPI 26-50	W-L RECORDS	RPI 51-100	RPI 101-150	RPI 150+				
21- 5	0- 0	0- 2	OVERALL	3- 1	3- 1	15- 1				
10- 2	0- 0	0- 1	HOME	1- 0	2- 0	7- 1				
9- 2	0- 0	0- 0	AWAY	2- 1	0- 1	7- 0				
2- 1	0- 0	0- 1	NEUTRAL	0- 0	1- 0	1- 0				
11- 1	0- 0	0- 1	NON-CONFERENCE	1- 0	2- 0	8- 0				
5- 0	0- 0	0- 0	HOME	0- 0	1- 0	4- 0				
4- 0	0- 0	0- 0	AWAY	1- 0	0- 0	3- 0				
2- 1	0- 0	0- 1	NEUTRAL	0- 0	1- 0	1- 0				
10- 4	0- 0	0- 1	CONFERENCE	2- 1	1- 1	7- 1				
5- 2	0- 0	0- 1	HOME	1- 0	1- 0	3- 1				
5- 2	0- 0	0- 0	AWAY	1- 1	0- 1	4- 0				
0- 0	0- 0	0- 0	NEUTRAL	0- 0	0- 0	0- 0				

RPI	S	Opponent	Score	RPI	S	Opponent	Score	RPI	S	Opponent	Score	RPI	S	Opponent	Score	Team's RPI: 104
34	H	Rice	43 55	62	A	Middle Tenn.	44 60	119	A	Charlotte	56 60					
40	N	Tennessee	69 73	62	H	Middle Tenn.	77 72	123	H	Western Ky.	70 63					
				73	A	FGCU	62 60	134	N	Oklahoma	89 84					
				89	A	Old Dominion	69 61	143	H	Appalachian St.	80 61					
								171	H	Louisiana Tech	68 73					
								176	H	North Texas	70 60					
								179	H	Southern Miss.	71 60					
								200	H	Memphis	85 54					
								206	H	Marshall	77 59					
								259	A	Alabama St.	62 47					
								277	A	UTEP	74 48					
								286	A	Samford	66 41					
								291	H	Alabama A&M	82 47					
								304	A	Fla. Atlantic	89 64					
								305	A	UTSA	59 42					
								316	A	FIU	83 59					
								324	H	McNeese	91 48					
								331	N	Coppin St.	86 61					
								350	A	Chicago St.	90 45					
								351	H	Alcorn	80 53					
LAST 12 Division I GAMES:																
40	N	Tennessee	69 73	62	A	Middle Tenn.	44 60									
62	H	Middle Tenn.	77 72	34	H	Rice	43 55									
123	H	Western Ky.	70 63	176	H	North Texas	70 60									
206	H	Marshall	77 59	305	A	UTSA	59 42									
119	A	Charlotte	56 60	277	A	UTEP	74 48									
89	A	Old Dominion	69 61	179	H	Southern Miss.	71 60									

Non-Div I Games: Ala.-Huntsville 83 58

UAB

■ Loss, 
 ■ Non-Conf, 
 ■ S Site, 
 ■ Home 
 ■ Away 
 N Neutral

Average RPI Win:	219	WON-LOST	WINNING	LAST 10	STRENGTH OF	OPP. STRENGTH	TEAM	ADJ.	CONF.	ADJ CONF.
Average RPI Loss:	123	RECORD	PCT. RANK	GAMES	SCHEDULE	OF SCHEDULE	RPI	RPI	RPI	RPI
DIV. I ONLY	18- 6	47	0- 1	220	156	84	84	20	20	
DIV. I NON-CONF.	7- 5	132	0- 1	242	52	126	126	20	20	
TOTALS	RPI 1-25	RPI 26-50	W-L RECORDS	RPI 51-100	RPI 101-150	RPI 150+				
18- 6	0- 1	0- 0	OVERALL	1- 1	3- 2	14- 2				
9- 1	0- 0	0- 0	HOME	1- 1	1- 0	7- 0				
8- 5	0- 1	0- 0	AWAY	0- 0	2- 2	6- 2				
1- 0	0- 0	0- 0	NEUTRAL	0- 0	0- 0	1- 0				
7- 5	0- 1	0- 0	NON-CONFERENCE	1- 1	1- 2	5- 1				
3- 1	0- 0	0- 0	HOME	1- 1	0- 0	2- 0				
3- 4	0- 1	0- 0	AWAY	0- 0	1- 2	2- 1				
1- 0	0- 0	0- 0	NEUTRAL	0- 0	0- 0	1- 0				
11- 1	0- 0	0- 0	CONFERENCE	0- 0	2- 0	9- 1				
6- 0	0- 0	0- 0	HOME	0- 0	1- 0	5- 0				
5- 1	0- 0	0- 0	AWAY	0- 0	1- 0	4- 1				
0- 0	0- 0	0- 0	NEUTRAL	0- 0	0- 0	0- 0				

RPI 1-25				RPI 26-50				RPI 51-100 Team's RPI: 84				RPI 101+			
RPI	S	Opponent	Score	RPI	S	Opponent	Score	RPI	S	Opponent	Score	RPI	S	Opponent	Score
4	A	Stanford	43 71					56	H	Saint Mary's (CA)	76 74	108	A	Loyola Marymount	53 60
								95	H	Pacific	80 83	127	A	Portland St.	50 65
												142	A	Washington St.	75 62
												144	A	UC Riverside	67 59
												144	H	UC Riverside	72 59
												151	A	CSUN	60 49
												151	H	CSUN	70 54
												170	A	Montana	56 62
												177	H	UC Irvine	80 57
												213	N	Nevada	84 68
												231	A	Sacramento St.	109 60
												232	A	Hawaii	60 65
												232	H	Hawaii	72 46
												245	A	San Francisco	70 68
												269	A	Cal St. Fullerton	75 39
												269	H	Cal St. Fullerton	75 51
												273	H	Long Beach St.	70 50
												285	H	Southern Utah	68 45
												298	A	UC Santa Barbara	70 44
												313	A	Cal Poly	85 61
												343	H	Seattle U	76 59
LAST 12 Division I GAMES:															
170	A	Montana	56 62	273	H	Long Beach St.	70 50								
232	H	Hawaii	72 46	269	A	Cal St. Fullerton	75 39								
144	H	UC Riverside	72 59	151	A	CSUN	60 49								
313	A	Cal Poly	85 61	177	H	UC Irvine	80 57								
298	A	UC Santa Barbara	70 44	269	H	Cal St. Fullerton	75 51								
151	H	CSUN	70 54	232	A	Hawaii	60 65								

Non-Div I Games: Dominican (CA) 92 42

UC Davis

■ Loss, 
 ■ Non-Conf, 
 ■ S Site, 
 ■ H Home 
 ■ A Away 
 N Neutral

Average RPI Win:	256	WON-LOST	WINNING	LAST 10	STRENGTH OF	OPP. STRENGTH	TEAM	ADJ.	CONF.	ADJ CONF.
Average RPI Loss:	162	RECORD	PCT. RANK	GAMES	SCHEDULE	OF SCHEDULE	RPI	RPI	RPI	RPI
DIV. I ONLY	16- 7	68	0- 1	334	230	177	177	20	20	
DIV. I NON-CONF.	9- 2	43	0- 0	316	247	140	140	20	20	
TOTALS	RPI 1-25	RPI 26-50	W-L RECORDS	RPI 51-100	RPI 101-150	RPI 150+				
16- 7	0- 1	0- 0	OVERALL	0- 1	1- 2	15- 3				
8- 3	0- 0	0- 0	HOME	0- 0	0- 1	8- 2				
6- 4	0- 1	0- 0	AWAY	0- 1	1- 1	5- 1				
2- 0	0- 0	0- 0	NEUTRAL	0- 0	0- 0	2- 0				
9- 2	0- 1	0- 0	NON-CONFERENCE	0- 0	1- 0	8- 1				
4- 1	0- 0	0- 0	HOME	0- 0	0- 0	4- 1				
3- 1	0- 1	0- 0	AWAY	0- 0	1- 0	2- 0				
2- 0	0- 0	0- 0	NEUTRAL	0- 0	0- 0	2- 0				
7- 5	0- 0	0- 0	CONFERENCE	0- 1	0- 2	7- 2				
4- 2	0- 0	0- 0	HOME	0- 0	0- 1	4- 1				
3- 3	0- 0	0- 0	AWAY	0- 1	0- 1	3- 1				
0- 0	0- 0	0- 0	NEUTRAL	0- 0	0- 0	0- 0				

RPI	S	Opponent	Score	RPI	S	Opponent	Score	RPI	S	Opponent	Score	RPI	S	Opponent	Score	Team's RPI: 177
6	A	Oregon	69 115					84	A	UC Davis	57 80	127	A	Portland St.	73 68	
												144	A	UC Riverside	72 88	
												144	H	UC Riverside	65 66	
												151	H	CSUN	65 61	
												178	A	Portland	84 69	
												192	N	Indiana St.	77 61	
												205	H	UNLV	57 55	
												224	H	San Diego St.	70 78	
												232	A	Hawaii	53 48	
												232	H	Hawaii	68 70	
												264	H	CSU Bakersfield	85 78	
												269	H	Cal St. Fullerton	65 61	
												273	A	Long Beach St.	48 46	
												285	H	Southern Utah	75 58	
												298	A	UC Santa Barbara	52 71	
												298	H	UC Santa Barbara	74 68	
												307	A	San Jose St.	74 66	
												313	A	Cal Poly	75 59	
												313	H	Cal Poly	73 57	
												343	H	Seattle U	65 60	
												348	N	LIU Brooklyn	84 71	
LAST 12 Division I GAMES:																
144	H	UC Riverside	65 66	298	H	UC Santa Barbara	74 68									
232	A	Hawaii	53 48	313	H	Cal Poly	73 57									
298	A	UC Santa Barbara	52 71	84	A	UC Davis	57 80									
273	A	Long Beach St.	48 46	144	A	UC Riverside	72 88									
269	H	Cal St. Fullerton	65 61	151	H	CSUN	65 61									
232	H	Hawaii	68 70	313	A	Cal Poly	75 59									

Non-Div I Games: LIFE Pacific 105 31

UC Irvine

■ Loss, 
■ Non-Conf, S Site, 
■ Home 
■ Away 
N Neutral

## UC Riverside

Through Games Of Feb. 23, 2019

Average RPI Win:	249	WON-LOST	WINNING	LAST 10	STRENGTH OF	OPP. STRENGTH	TEAM	ADJ.	CONF.	ADJ CONF.
Average RPI Loss:	128	RECORD	PCT. RANK	GAMES	SCHEDULE	OF SCHEDULE	RPI	RPI	RPI	RPI
DIV. I ONLY	15- 12	147	1- 0	165	222	144	144	20	20	
DIV. I NON-CONF.	6- 8	199	0- 0	124	154	156	156	20	20	
TOTALS	RPI 1-25	RPI 26-50	W-L RECORDS	RPI 51-100	RPI 101-150	RPI 150+				
15- 12	0- 2	0- 1	OVERALL	0- 3	1- 1	14- 5				
7- 2	0- 0	0- 0	HOME	0- 1	1- 0	6- 1				
7- 7	0- 0	0- 1	AWAY	0- 2	0- 1	7- 3				
1- 3	0- 2	0- 0	NEUTRAL	0- 0	0- 0	1- 1				
6- 8	0- 2	0- 1	NON-CONFERENCE	0- 1	1- 1	5- 3				
3- 0	0- 0	0- 0	HOME	0- 0	1- 0	2- 0				
2- 5	0- 0	0- 1	AWAY	0- 1	0- 1	2- 2				
1- 3	0- 2	0- 0	NEUTRAL	0- 0	0- 0	1- 1				
9- 4	0- 0	0- 0	CONFERENCE	0- 2	0- 0	9- 2				
4- 2	0- 0	0- 0	HOME	0- 1	0- 0	4- 1				
5- 2	0- 0	0- 0	AWAY	0- 1	0- 0	5- 1				
0- 0	0- 0	0- 0	NEUTRAL	0- 0	0- 0	0- 0				

RPI 1-25				RPI 26-50				RPI 51-100				RPI 101+ Team's RPI: 144			
RPI	S	Opponent	Score	RPI	S	Opponent	Score	RPI	S	Opponent	Score	RPI	S	Opponent	Score
6	N	Oregon	44 94	30	A	BYU	70 72	51	A	Southern California	55 73	116	A	Oklahoma St.	51 76
16	N	Texas A&M	63 70					84	A	UC Davis	59 72	146	H	New Mexico St.	65 64
								84	H	UC Davis	59 67	151	A	CSUN	56 69
												163	H	Coastal Caro.	62 43
												177	A	UC Irvine	66 65
												177	H	UC Irvine	88 72
												186	N	Eastern Wash.	57 45
												194	N	Milwaukee	54 56
												232	A	Hawaii	60 55
												257	A	California Baptist	57 65
												264	A	CSU Bakersfield	79 67
												269	H	Cal St. Fullerton	62 59
												273	A	Long Beach St.	73 59
												273	H	Long Beach St.	45 63
												274	A	Utah Valley	53 56
												285	H	Southern Utah	56 50
												298	H	UC Santa Barbara	73 60
												313	A	Cal Poly	75 68
												313	A	Cal Poly	75 68
												313	H	Cal Poly	80 66
												319	A	Weber St.	71 39
LAST 12 Division I GAMES:															
313	A	Cal Poly	75 68	269	H	Cal St. Fullerton	62 59								
285	H	Southern Utah	56 50	298	H	UC Santa Barbara	73 60								
177	A	UC Irvine	66 65	232	A	Hawaii	60 55								
313	A	Cal Poly	75 68	273	A	Long Beach St.	73 59								
313	H	Cal Poly	80 66	151	A	CSUN	56 69								
84	A	UC Davis	59 72	177	H	UC Irvine	88 72								

Non-Div I Games:

UC Riverside

■ Loss, 
■ Non-Conf, 
■ S Site, 
■ Home 
■ A Away 
N Neutral

Average RPI Win:	227	WON-LOST	WINNING	LAST 10	STRENGTH OF	OPP. STRENGTH	TEAM	ADJ.	CONF.	ADJ CONF.
Average RPI Loss:	182	RECORD	PCT. RANK	GAMES	SCHEDULE	OF SCHEDULE	RPI	RPI	RPI	RPI
DIV. I ONLY	6- 20	307	1- 0	193	252	298	298	20	20	
DIV. I NON-CONF.	3- 10	278	1- 0	169	226	277	277	20	20	
TOTALS	RPI 1-25	RPI 26-50	W-L RECORDS	RPI 51-100	RPI 101-150	RPI 150+				
6- 20	0- 0	0- 1	OVERALL	0- 4	0- 3	6- 12				
4- 8	0- 0	0- 0	HOME	0- 2	0- 2	4- 4				
1- 12	0- 0	0- 1	AWAY	0- 2	0- 1	1- 8				
1- 0	0- 0	0- 0	NEUTRAL	0- 0	0- 0	1- 0				
3- 10	0- 0	0- 1	NON-CONFERENCE	0- 3	0- 2	3- 4				
1- 5	0- 0	0- 0	HOME	0- 1	0- 2	1- 2				
1- 5	0- 0	0- 1	AWAY	0- 2	0- 0	1- 2				
1- 0	0- 0	0- 0	NEUTRAL	0- 0	0- 0	1- 0				
3- 10	0- 0	0- 0	CONFERENCE	0- 1	0- 1	3- 8				
3- 3	0- 0	0- 0	HOME	0- 1	0- 0	3- 2				
0- 7	0- 0	0- 0	AWAY	0- 0	0- 1	0- 6				
0- 0	0- 0	0- 0	NEUTRAL	0- 0	0- 0	0- 0				

RPI S	Opponent	Score	RPI S	Opponent	Score	RPI S	Opponent	Score	RPI S	Opponent	Score	Team's RPI: 298
			39 A	California	45 69	51 A	Southern California	39 82	108 H	Loyola Marymount	57 70	
						56 H	Saint Mary's (CA)	55 80	144 A	UC Riverside	60 73	
						84 H	UC Davis	44 70	146 H	New Mexico St.	73 81	
						95 A	Pacific	53 69	151 A	CSUN	65 73	
									151 H	CSUN	61 60	
									177 A	UC Irvine	68 74	
									177 H	UC Irvine	71 52	
									204 N	Dartmouth	62 56	
									205 A	UNLV	51 69	
									224 A	San Diego St.	63 58	
									232 A	Hawaii	49 72	
									232 H	Hawaii	35 47	
									257 H	California Baptist	64 76	
									264 H	CSU Bakersfield	48 56	
									269 A	Cal St. Fullerton	62 74	
									269 H	Cal St. Fullerton	52 59	
									273 A	Long Beach St.	53 62	
									273 H	Long Beach St.	60 54	
									274 A	Utah Valley	54 63	
									313 A	Cal Poly	67 75	
									335 H	Grand Canyon	66 55	
LAST 12 Division I GAMES:												
204 N	Dartmouth	62 56	84 H	UC Davis	44 70							
273 A	Long Beach St.	53 62	144 A	UC Riverside	60 73							
269 A	Cal St. Fullerton	62 74	177 A	UC Irvine	68 74							
177 H	UC Irvine	71 52	232 H	Hawaii	35 47							
232 A	Hawaii	49 72	269 H	Cal St. Fullerton	52 59							
151 H	CSUN	61 60	273 H	Long Beach St.	60 54							

Non-Div I Games:

UC Santa Barbara

■ Loss, 
■ Non-Conf, 
■ S Site, 
■ Home 
■ A Away 
N Neutral

Average RPI Win:	160	WON-LOST	WINNING	LAST 10	STRENGTH OF	OPP. STRENGTH	TEAM	ADJ.	CONF.	ADJ CONF.
Average RPI Loss:	40	RECORD	PCT. RANK	GAMES	SCHEDULE	OF SCHEDULE	RPI	RPI	RPI	RPI
DIV. I ONLY	22- 5	20	1- 0	55	77	15	15	9	9	
DIV. I NON-CONF.	11- 2	32	0- 0	50	29	14	14	9	9	
TOTALS	RPI 1-25	RPI 26-50	W-L RECORDS	RPI 51-100	RPI 101-150	RPI 150+				
22- 5	0- 4	0- 0	OVERALL	5- 0	5- 0	12- 1				
10- 1	0- 1	0- 0	HOME	4- 0	1- 0	5- 0				
11- 3	0- 2	0- 0	AWAY	1- 0	4- 0	6- 1				
1- 1	0- 1	0- 0	NEUTRAL	0- 0	0- 0	1- 0				
11- 2	0- 2	0- 0	NON-CONFERENCE	3- 0	3- 0	5- 0				
4- 0	0- 0	0- 0	HOME	2- 0	0- 0	2- 0				
6- 1	0- 1	0- 0	AWAY	1- 0	3- 0	2- 0				
1- 1	0- 1	0- 0	NEUTRAL	0- 0	0- 0	1- 0				
11- 3	0- 2	0- 0	CONFERENCE	2- 0	2- 0	7- 1				
6- 1	0- 1	0- 0	HOME	2- 0	1- 0	3- 0				
5- 2	0- 1	0- 0	AWAY	0- 0	1- 0	4- 1				
0- 0	0- 0	0- 0	NEUTRAL	0- 0	0- 0	0- 0				

RPI	S	Opponent	Score	RPI	S	Opponent	Score	RPI	S	Opponent	Score	RPI	S	Opponent	Score
5	A	UConn	57 93					53	A	Quinnipiac	47 45	126	A	Pittsburgh	61 58
5	H	UConn	41 78					55	H	Villanova	71 56	130	A	South Fla.	62 49
11	N	Syracuse	52 57					83	H	Cincinnati	56 55	130	H	South Fla.	66 63
24	A	Central Mich.	68 75					95	H	Pacific	64 57	147	A	Delaware	71 60
								97	H	Houston	58 56	150	A	Duquesne	71 63
												152	A	Mercer	76 42
												153	A	Tulane	59 61
												159	H	Tulsa	60 44
												162	H	Temple	62 54
												164	H	Chattanooga	75 37
												193	A	Stetson	78 55
												200	A	Memphis	68 55
												214	N	Liberty	53 45
												221	A	East Carolina	61 58
												228	A	SMU	66 54
												228	H	SMU	55 43
												252	A	Wichita St.	57 49
												270	H	Richmond	70 48
LAST 12 Division I GAMES:															
162	H	Temple	62 54	97	H	Houston	58 56								
252	A	Wichita St.	57 49	5	A	UConn	57 93								
5	H	UConn	41 78	221	A	East Carolina	61 58								
153	A	Tulane	59 61	228	H	SMU	55 43								
228	A	SMU	66 54	159	H	Tulsa	60 44								
130	H	South Fla.	66 63	83	H	Cincinnati	56 55								

Non-Div I Games:

UCF

Average RPI Win:	111	WON-LOST	WINNING	LAST 10	STRENGTH OF	OPP. STRENGTH	TEAM	ADJ.	CONF.	ADJ CONF.
Average RPI Loss:	41	RECORD	PCT. RANK	GAMES	SCHEDULE	OF SCHEDULE	RPI	RPI	RPI	RPI
DIV. I ONLY	17- 10	101	1- 0	14	8	31	31	2	2	
DIV. I NON-CONF.	7- 5	132	0- 0	75	35	106	106	2	2	
TOTALS	RPI 1-25	RPI 26-50	W-L RECORDS	RPI 51-100	RPI 101-150	RPI 150+				
17- 10	2- 5	3- 2	OVERALL	3- 1	6- 2	3- 0				
9- 5	0- 3	2- 1	HOME	0- 1	5- 0	2- 0				
8- 2	2- 1	1- 0	AWAY	3- 0	1- 1	1- 0				
0- 3	0- 1	0- 1	NEUTRAL	0- 0	0- 1	0- 0				
7- 5	0- 1	1- 2	NON-CONFERENCE	0- 0	4- 2	2- 0				
6- 1	0- 0	1- 1	HOME	0- 0	4- 0	1- 0				
1- 1	0- 0	0- 0	AWAY	0- 0	0- 1	1- 0				
0- 3	0- 1	0- 1	NEUTRAL	0- 0	0- 1	0- 0				
10- 5	2- 4	2- 0	CONFERENCE	3- 1	2- 0	1- 0				
3- 4	0- 3	1- 0	HOME	0- 1	1- 0	1- 0				
7- 1	2- 1	1- 0	AWAY	3- 0	1- 0	0- 0				
0- 0	0- 0	0- 0	NEUTRAL	0- 0	0- 0	0- 0				

RPI S Opponent	Score	RPI S Opponent	Score	Team's RPI: 31	RPI S Opponent	Score	RPI S Opponent	Score
4 A Stanford	80 86	26 N North Carolina	49 83		51 A Southern California	72 65	106 H Georgia	80 69
4 H Stanford	51 65	34 H Rice	59 50		51 H Southern California	67 72	108 A Loyola Marymount	63 69
6 A Oregon	74 69	39 A California	84 79		59 A Utah	100 90	110 H Fresno St.	89 80
6 H Oregon	52 72	39 H California	80 74		68 A Arizona	98 93	116 H Oklahoma St.	71 59
17 A Arizona St.	61 59	44 H Indiana	65 67				130 N South Fla.	56 60
18 N Kentucky	74 75						133 H Seton Hall	78 62
22 H Oregon St.	73 83						142 H Washington St.	83 56
							149 A Colorado	64 60
							168 H Washington	76 60
							313 H Cal Poly	81 35
							337 A UIC	78 47
LAST 12 Division I GAMES:								
6 A Oregon	74 69	142 H Washington St.	83 56					
39 H California	80 74	68 A Arizona	98 93					
4 H Stanford	51 65	17 A Arizona St.	61 59					
59 A Utah	100 90	51 H Southern California	67 72					
149 A Colorado	64 60	6 H Oregon	52 72					
168 H Washington	76 60	22 H Oregon St.	73 83					

Non-Div I Games:

UCLA





Average RPI Win:	318	WON-LOST	WINNING	LAST 10	STRENGTH OF	OPP. STRENGTH	TEAM	ADJ.	CONF.	ADJ CONF.
Average RPI Loss:	181	RECORD	PCT. RANK	GAMES	SCHEDULE	OF SCHEDULE	RPI	RPI	RPI	RPI
DIV. I ONLY	3- 24	345	0- 1	291	217	337	337	21	21	
DIV. I NON-CONF.	2- 9	297	0- 0	236	209	308	308	18	18	
TOTALS	RPI 1-25	RPI 26-50	W-L RECORDS	RPI 51-100	RPI 101-150	RPI 150+				
3- 24	0- 1	0- 2	OVERALL	0- 3	0- 5	3- 13				
2- 9	0- 0	0- 2	HOME	0- 1	0- 2	2- 4				
1- 13	0- 1	0- 0	AWAY	0- 2	0- 3	1- 7				
0- 2	0- 0	0- 0	NEUTRAL	0- 0	0- 0	0- 2				
2- 9	0- 1	0- 2	NON-CONFERENCE	0- 0	0- 1	2- 5				
1- 3	0- 0	0- 2	HOME	0- 0	0- 0	1- 1				
1- 4	0- 1	0- 0	AWAY	0- 0	0- 1	1- 2				
0- 2	0- 0	0- 0	NEUTRAL	0- 0	0- 0	0- 2				
1- 15	0- 0	0- 0	CONFERENCE	0- 3	0- 4	1- 8				
1- 6	0- 0	0- 0	HOME	0- 1	0- 2	1- 3				
0- 9	0- 0	0- 0	AWAY	0- 2	0- 2	0- 5				
0- 0	0- 0	0- 0	NEUTRAL	0- 0	0- 0	0- 0				

RPI 1-25				RPI 26-50				RPI 51-100				RPI 101+				Team's RPI: 337
RPI	S	Opponent	Score	RPI	S	Opponent	Score	RPI	S	Opponent	Score	RPI	S	Opponent	Score	
10	A	Marquette	32 96	31	H	UCLA	47 78	70	A	Wright St.	47 72	117	A	Northwestern	44 87	
				43	H	Miami (OH)	56 65	70	H	Wright St.	46 79	125	A	Youngstown St.	29 81	
								74	A	Green Bay	32 62	125	H	Youngstown St.	59 83	
												128	A	IUPUI	43 71	
												128	H	IUPUI	44 73	
												192	A	Indiana St.	53 60	
												194	A	Milwaukee	53 72	
												201	A	Eastern Mich.	38 52	
												239	H	Loyola Chicago	60 75	
												250	A	Northern Ky.	44 78	
												250	H	Northern Ky.	49 67	
												278	A	Cleveland St.	53 71	
												278	H	Cleveland St.	48 74	
												281	N	Jackson St.	57 72	
												290	N	Fairfield	60 68	
												308	A	Oakland	57 74	
												308	H	Oakland	69 65	
												312	H	Valparaiso	75 65	
												332	A	Detroit Mercy	45 62	
												332	H	Detroit Mercy	36 42	
												333	A	Evansville	62 54	
LAST 12 Division I GAMES:																
128	H	IUPUI	44 73	70	A	Wright St.	47 72									
308	A	Oakland	57 74	194	A	Milwaukee	53 72									
332	A	Detroit Mercy	45 62	74	A	Green Bay	32 62									
125	H	Youngstown St.	59 83	128	A	IUPUI	43 71									
278	H	Cleveland St.	48 74	332	H	Detroit Mercy	36 42									
250	A	Northern Ky.	44 78	308	H	Oakland	69 65									

Non-Div I Games:

UIC

■ Loss, 
■ Non-Conf, 
■ S Site, 
■ H Home 
■ A Away 
N Neutral

Average RPI Win:	298	WON-LOST	WINNING	LAST 10	STRENGTH OF	OPP. STRENGTH	TEAM	ADJ.	CONF.	ADJ CONF.
Average RPI Loss:	187	RECORD	PCT. RANK	GAMES	SCHEDULE	OF SCHEDULE	RPI	RPI	RPI	RPI
DIV. I ONLY	6- 18	298	1- 0	296	267	314	314	23	23	
DIV. I NON-CONF.	4- 6	212	0- 0	298	267	271	271	25	25	
TOTALS	RPI 1-25	RPI 26-50	W-L RECORDS	RPI 51-100	RPI 101-150	RPI 150+				
6- 18	0- 1	0- 0	OVERALL	0- 3	0- 3	6- 11				
2- 9	0- 0	0- 0	HOME	0- 1	0- 2	2- 6				
2- 9	0- 1	0- 0	AWAY	0- 2	0- 1	2- 5				
2- 0	0- 0	0- 0	NEUTRAL	0- 0	0- 0	2- 0				
4- 6	0- 1	0- 0	NON-CONFERENCE	0- 1	0- 1	4- 3				
0- 4	0- 0	0- 0	HOME	0- 0	0- 1	0- 3				
2- 2	0- 1	0- 0	AWAY	0- 1	0- 0	2- 0				
2- 0	0- 0	0- 0	NEUTRAL	0- 0	0- 0	2- 0				
2- 12	0- 0	0- 0	CONFERENCE	0- 2	0- 2	2- 8				
2- 5	0- 0	0- 0	HOME	0- 1	0- 1	2- 3				
0- 7	0- 0	0- 0	AWAY	0- 1	0- 1	0- 5				
0- 0	0- 0	0- 0	NEUTRAL	0- 0	0- 0	0- 0				

RPI 1-25				RPI 26-50				RPI 51-100				RPI 101+ Team's RPI: 314			
RPI	S	Opponent	Score	RPI	S	Opponent	Score	RPI	S	Opponent	Score	RPI	S	Opponent	Score
13	A	Maryland	61 92					67	A	Maine	44 84	109	H	Towson	62 71
								67	H	Maine	45 58	115	A	Hartford	47 92
								81	A	American	42 64	115	H	Hartford	52 66
												157	A	Stony Brook	44 57
												195	H	UMES	67 73
												241	H	Hofstra	42 45
												246	A	Binghamton	45 67
												246	H	Binghamton	46 58
												247	A	Albany (NY)	44 64
												247	H	Albany (NY)	69 60
												249	H	Mt. St. Mary's	52 65
												282	A	Vermont	50 58
												282	H	Vermont	44 58
												294	N	Kennesaw St.	57 53
												303	A	Morgan St.	73 68
												305	N	UTSA	72 58
												309	H	New Hampshire	64 62
												323	A	UMass Lowell	41 62
												323	H	UMass Lowell	55 67
												331	A	Coppin St.	57 52
LAST 12 Division I GAMES:															
247	H	Albany (NY)	69 60	157	A	Stony Brook	44 57								
282	A	Vermont	50 58	309	H	New Hampshire	64 62								
323	A	UMass Lowell	41 62	282	H	Vermont	44 58								
246	H	Binghamton	46 58	247	A	Albany (NY)	44 64								
67	H	Maine	45 58	246	A	Binghamton	45 67								
115	A	Hartford	47 92	323	H	UMass Lowell	55 67								

Non-Div I Games: Notre Dame (MD) 81 43 Eastern 81 42 Gettysburg 65 51

UMBC

Loss, Non-Conf, S Site, H Home A Away N Neutral

Average RPI Win:	292	WON-LOST	WINNING	LAST 10	STRENGTH OF	OPP. STRENGTH	TEAM	ADJ.	CONF.	ADJ CONF.
Average RPI Loss:	171	RECORD	PCT. RANK	GAMES	SCHEDULE	OF SCHEDULE	RPI	RPI	RPI	RPI
DIV. I ONLY	13- 12	160	0- 1	311	308	195	195	32	32	
DIV. I NON-CONF.	2- 9	297	0- 0	254	77	266	266	32	32	
TOTALS	RPI 1-25	RPI 26-50	W-L RECORDS	RPI 51-100	RPI 101-150	RPI 150+				
13- 12	0- 2	0- 1	OVERALL	0- 1	0- 1	13- 7				
5- 2	0- 0	0- 1	HOME	0- 0	0- 0	5- 1				
8- 10	0- 2	0- 0	AWAY	0- 1	0- 1	8- 6				
0- 0	0- 0	0- 0	NEUTRAL	0- 0	0- 0	0- 0				
2- 9	0- 2	0- 1	NON-CONFERENCE	0- 1	0- 1	2- 4				
0- 1	0- 0	0- 1	HOME	0- 0	0- 0	0- 0				
2- 8	0- 2	0- 0	AWAY	0- 1	0- 1	2- 4				
0- 0	0- 0	0- 0	NEUTRAL	0- 0	0- 0	0- 0				
11- 3	0- 0	0- 0	CONFERENCE	0- 0	0- 0	11- 3				
5- 1	0- 0	0- 0	HOME	0- 0	0- 0	5- 1				
6- 2	0- 0	0- 0	AWAY	0- 0	0- 0	6- 2				
0- 0	0- 0	0- 0	NEUTRAL	0- 0	0- 0	0- 0				

RPI 1-25				RPI 26-50				RPI 51-100				RPI 101+ Team's RPI: 195			
RPI	S	Opponent	Score	RPI	S	Opponent	Score	RPI	S	Opponent	Score	RPI	S	Opponent	Score
11	A	Syracuse	51 96	46	H	Buffalo	63 69	99	A	Georgetown	55 74	118	A	Wake Forest	67 78
20	A	Miami (FL)	53 71									189	A	N.C. A&T	58 70
												189	H	N.C. A&T	49 51
												209	A	Bethune-Cookman	64 52
												211	A	George Mason	49 70
												221	A	East Carolina	69 84
												227	A	Howard	80 73
												227	H	Howard	80 72
												249	A	Mt. St. Mary's	86 73
												265	A	Norfolk St.	59 43
												270	A	Richmond	55 57
												303	A	Morgan St.	73 68
												310	H	South Carolina St.	63 43
												314	A	UMBC	73 67
												331	H	Coppin St.	74 54
												336	A	N.C. Central	69 61
												336	H	N.C. Central	59 49
												338	A	Longwood	71 83
												341	A	Delaware St.	62 65
												345	A	Florida A&M	68 36
												349	H	Savannah St.	78 46
LAST 12 Division I GAMES:															
341	A	Delaware St.	62 65	227	A	Howard	80 73								
331	H	Coppin St.	74 54	265	A	Norfolk St.	59 43								
189	A	N.C. A&T	58 70	209	A	Bethune-Cookman	64 52								
336	A	N.C. Central	69 61	345	A	Florida A&M	68 36								
349	H	Savannah St.	78 46	189	H	N.C. A&T	49 51								
310	H	South Carolina St.	63 43	336	H	N.C. Central	59 49								

Non-Div I Games: Regent 72 16 Cheyney 88 39

UMES

Loss, Non-Conf, S Site, H Home A Away N Neutral

Average RPI Win:	290	WON-LOST	WINNING	LAST 10	STRENGTH OF	OPP. STRENGTH	TEAM	ADJ.	CONF.	ADJ CONF.
Average RPI Loss:	171	RECORD	PCT. RANK	GAMES	SCHEDULE	OF SCHEDULE	RPI	RPI	RPI	RPI
DIV. I ONLY	12- 12	171	1- 0	305	313	236	236	30	30	
DIV. I NON-CONF.	4- 7	228	0- 0	156	218	201	201	30	30	
TOTALS	RPI 1-25	RPI 26-50	W-L RECORDS	RPI 51-100	RPI 101-150	RPI 150+				
12- 12	0- 0	0- 2	OVERALL	0- 0	0- 2	12- 8				
5- 6	0- 0	0- 0	HOME	0- 0	0- 1	5- 5				
7- 6	0- 0	0- 2	AWAY	0- 0	0- 1	7- 3				
0- 0	0- 0	0- 0	NEUTRAL	0- 0	0- 0	0- 0				
4- 7	0- 0	0- 2	NON-CONFERENCE	0- 0	0- 1	4- 4				
2- 2	0- 0	0- 0	HOME	0- 0	0- 0	2- 2				
2- 5	0- 0	0- 2	AWAY	0- 0	0- 1	2- 2				
0- 0	0- 0	0- 0	NEUTRAL	0- 0	0- 0	0- 0				
8- 5	0- 0	0- 0	CONFERENCE	0- 0	0- 1	8- 4				
3- 4	0- 0	0- 0	HOME	0- 0	0- 1	3- 3				
5- 1	0- 0	0- 0	AWAY	0- 0	0- 0	5- 1				
0- 0	0- 0	0- 0	NEUTRAL	0- 0	0- 0	0- 0				

RPI 1-25			RPI 26-50			RPI 51-100			RPI 101+			Team's RPI: 236
RPI	S	Opponent	Score	RPI	S	Opponent	Score	RPI	S	Opponent	Score	
				27	A	Missouri	59 66					
				37	A	Kansas St.	50 61					
LAST 12 Division I GAMES:												
				274	H	Utah Valley	97 64					
				343	H	Seattle U	83 66					
				264	A	CSU Bakersfield	71 85					
				335	A	Grand Canyon	65 56					
				257	H	California Baptist	92 95					
				223	H	UTRGV	56 75					
				146	H	New Mexico St.	86 90					
				343	A	Seattle U	86 62					
				274	A	Utah Valley	68 64					
				335	H	Grand Canyon	73 45					
				264	H	CSU Bakersfield	57 67					
				257	A	California Baptist	78 74					
				317	A	North Dakota St.	69 59					
				335	A	Grand Canyon	65 56					
				335	H	Grand Canyon	73 45					
				343	A	Seattle U	86 62					
				343	H	Seattle U	83 66					
				350	A	Chicago St.	111 58					

Non-Div I Games: Peru St. 98 62 Mo.-St. Louis 92 63

UMKC

Loss, Non-Conf, S Site, H Home A Away N Neutral

Average RPI Win:	305	WON-LOST	WINNING	LAST 10	STRENGTH OF	OPP. STRENGTH	TEAM	ADJ.	CONF.	ADJ CONF.
Average RPI Loss:	203	RECORD	PCT. RANK	GAMES	SCHEDULE	OF SCHEDULE	RPI	RPI	RPI	RPI
DIV. I ONLY	6- 21	313	0- 1	302	307	323	323	23	23	
DIV. I NON-CONF.	3- 9	271	0- 0	290	335	309	309	25	25	
TOTALS	RPI 1-25	RPI 26-50	W-L RECORDS	RPI 51-100	RPI 101-150	RPI 150+				
6- 21	0- 0	0- 1	OVERALL	0- 1	0- 4	6- 15				
3- 8	0- 0	0- 0	HOME	0- 0	0- 2	3- 6				
3- 13	0- 0	0- 1	AWAY	0- 1	0- 2	3- 9				
0- 0	0- 0	0- 0	NEUTRAL	0- 0	0- 0	0- 0				
3- 9	0- 0	0- 1	NON-CONFERENCE	0- 0	0- 2	3- 6				
1- 3	0- 0	0- 0	HOME	0- 0	0- 1	1- 2				
2- 6	0- 0	0- 1	AWAY	0- 0	0- 1	2- 4				
0- 0	0- 0	0- 0	NEUTRAL	0- 0	0- 0	0- 0				
3- 12	0- 0	0- 0	CONFERENCE	0- 1	0- 2	3- 9				
2- 5	0- 0	0- 0	HOME	0- 0	0- 1	2- 4				
1- 7	0- 0	0- 0	AWAY	0- 1	0- 1	1- 5				
0- 0	0- 0	0- 0	NEUTRAL	0- 0	0- 0	0- 0				

RPI S	Opponent	Score	RPI S	Opponent	Score	RPI S	Opponent	Score	RPI S	Opponent	Score	Team's RPI: 323
50	A Butler	36 89	67	A Maine	45 79	111	H Providence	47 71	115	A Hartford	45 69	
						115	H Hartford	44 66	133	A Seton Hall	57 90	
						157	A Stony Brook	56 76	157	H Stony Brook	47 64	
						184	A Holy Cross	54 63	204	A Dartmouth	54 70	
						220	A Cornell	54 63	233	A Massachusetts	62 59	
						246	A Binghamton	53 58	246	H Binghamton	50 70	
						247	A Albany (NY)	56 63	247	H Albany (NY)	53 56	
						253	H Colgate	52 61	282	A Vermont	42 52	
						282	H Vermont	54 51	303	A Morgan St.	49 61	
						309	A New Hampshire	46 54	309	H New Hampshire	53 56	
						311	H Bryant	57 58	314	A UMBC	67 55	
						314	H UMBC	62 41	340	H Saint Peter's	59 57	
						348	A LIU Brooklyn	69 64				
LAST 12 Division I GAMES:												
115	A Hartford	45 69	282	A Vermont	42 52							
246	A Binghamton	53 58	67	A Maine	45 79							
314	H UMBC	62 41	246	H Binghamton	50 70							
247	H Albany (NY)	53 56	115	H Hartford	44 66							
157	H Stony Brook	47 64	247	A Albany (NY)	56 63							
309	A New Hampshire	46 54	314	A UMBC	67 55							

Non-Div I Games: Fisher 79 45

UMass Lowell

■ Loss, 
 ■ Non-Conf, 
 ■ S Site, 
 ■ Home 
 ■ A Away 
 N Neutral

## UNC Asheville

Through Games Of Feb. 23, 2019

Average RPI Win:	280	WON-LOST	WINNING	LAST 10	STRENGTH OF	OPP. STRENGTH	TEAM	ADJ.	CONF.	ADJ CONF.
Average RPI Loss:	162	RECORD	PCT. RANK	GAMES	SCHEDULE	OF SCHEDULE	RPI	RPI	RPI	RPI
DIV. I ONLY	14- 11	142	1- 0	271	312	182	182	28	28	
DIV. I NON-CONF.	4- 6	212	0- 0	112	273	193	193	29	29	
TOTALS	RPI 1-25	RPI 26-50	W-L RECORDS	RPI 51-100	RPI 101-150	RPI 150+				
14- 11	0- 0	0- 1	OVERALL	0- 2	2- 1	12- 7				
10- 1	0- 0	0- 0	HOME	0- 0	2- 0	8- 1				
4- 10	0- 0	0- 1	AWAY	0- 2	0- 1	4- 6				
0- 0	0- 0	0- 0	NEUTRAL	0- 0	0- 0	0- 0				
4- 6	0- 0	0- 1	NON-CONFERENCE	0- 1	1- 1	3- 3				
4- 0	0- 0	0- 0	HOME	0- 0	1- 0	3- 0				
0- 6	0- 0	0- 1	AWAY	0- 1	0- 1	0- 3				
0- 0	0- 0	0- 0	NEUTRAL	0- 0	0- 0	0- 0				
10- 5	0- 0	0- 0	CONFERENCE	0- 1	1- 0	9- 4				
6- 1	0- 0	0- 0	HOME	0- 0	1- 0	5- 1				
4- 4	0- 0	0- 0	AWAY	0- 1	0- 0	4- 3				
0- 0	0- 0	0- 0	NEUTRAL	0- 0	0- 0	0- 0				

RPI 1-25				RPI 26-50				RPI 51-100				RPI 101+				Team's RPI: 182	
RPI	S	Opponent	Score	RPI	S	Opponent	Score	RPI	S	Opponent	Score	RPI	S	Opponent	Score		
				40	A	Tennessee	46 73	62	A	Middle Tenn.	46 67	119	A	Charlotte	53 70		
								88	A	Radford	46 60	120	H	High Point	67 56		
												140	H	Davidson	69 56		
												152	A	Mercer	47 61		
												156	A	Tennessee Tech	53 60		
												208	H	Hampton	58 61		
												215	A	Furman	47 58		
												218	A	Campbell	48 49		
												218	H	Campbell	60 52		
												226	A	Gardner-Webb	59 69		
												254	H	ETSU	56 55		
												260	H	Wofford	60 46		
												279	A	Winthrop	55 43		
												279	H	Winthrop	70 36		
												299	A	Charleston So.	59 70		
												330	A	Presbyterian	52 43		
												330	H	Presbyterian	51 45		
												338	A	Longwood	68 57		
												338	H	Longwood	80 55		
												339	H	Western Caro.	74 49		
												344	A	USC Upstate	93 86		
												344	H	USC Upstate	56 53		
LAST 12 Division I GAMES:																	
				344	H	USC Upstate	56 53	279	H	Winthrop	70 36						
				338	A	Longwood	68 57	330	A	Presbyterian	52 43						
				279	A	Winthrop	55 43	338	H	Longwood	80 55						
				330	H	Presbyterian	51 45	120	H	High Point	67 56						
				218	A	Campbell	48 49	344	A	USC Upstate	93 86						
				299	A	Charleston So.	59 70	218	H	Campbell	60 52						

Non-Div I Games: Warren Wilson 92 31

UNC Asheville

■ Loss, 
 ■ Non-Conf, 
 ■ S Site, 
 ■ Home 
 ■ A Away 
 N Neutral

## UNC Greensboro

Through Games Of Feb. 23, 2019

Average RPI Win:	273	WON-LOST	WINNING	LAST 10	STRENGTH OF	OPP. STRENGTH	TEAM	ADJ.	CONF.	ADJ CONF.
Average RPI Loss:	191	RECORD	PCT. RANK	GAMES	SCHEDULE	OF SCHEDULE	RPI	RPI	RPI	RPI
DIV. I ONLY	6- 17	293	1- 0	269	279	302	302	27	27	
DIV. I NON-CONF.	2- 9	297	0- 0	201	198	293	293	24	24	
TOTALS	RPI 1-25	RPI 26-50	W-L RECORDS	RPI 51-100	RPI 101-150	RPI 150+				
6- 17	0- 0	0- 1	OVERALL	0- 0	0- 4	6- 12				
4- 3	0- 0	0- 0	HOME	0- 0	0- 0	4- 3				
1- 13	0- 0	0- 1	AWAY	0- 0	0- 3	1- 9				
1- 1	0- 0	0- 0	NEUTRAL	0- 0	0- 1	1- 0				
2- 9	0- 0	0- 1	NON-CONFERENCE	0- 0	0- 4	2- 4				
1- 1	0- 0	0- 0	HOME	0- 0	0- 0	1- 1				
0- 7	0- 0	0- 1	AWAY	0- 0	0- 3	0- 3				
1- 1	0- 0	0- 0	NEUTRAL	0- 0	0- 1	1- 0				
4- 8	0- 0	0- 0	CONFERENCE	0- 0	0- 0	4- 8				
3- 2	0- 0	0- 0	HOME	0- 0	0- 0	3- 2				
1- 6	0- 0	0- 0	AWAY	0- 0	0- 0	1- 6				
0- 0	0- 0	0- 0	NEUTRAL	0- 0	0- 0	0- 0				

RPI 1-25			RPI 26-50			RPI 51-100			RPI 101+			Team's RPI: 302
RPI	S	Opponent	Score	RPI	S	Opponent	Score	RPI	S	Opponent	Score	
				26	A	North Carolina	62 83					
										</		

Non-Div I Games: Pfeiffer 92 23 UNC Pembroke 72 32 Lees-McRae 92 36 Young Harris 62 29  
UNC Greensboro

Loss, Non-Conf, S Site, H Home A Away N Neutral



Average RPI Win:	225	WON-LOST	WINNING	LAST 10	STRENGTH OF	OPP. STRENGTH	TEAM	ADJ.	CONF.	ADJ CONF.
Average RPI Loss:	88	RECORD	PCT. RANK	GAMES	SCHEDULE	OF SCHEDULE	RPI	RPI	RPI	RPI
DIV. I ONLY	13- 10	140	0- 1	133	155	124	124	10	10	
DIV. I NON-CONF.	5- 4	139	0- 0	282	248	166	166	10	10	
TOTALS	RPI 1-25	RPI 26-50	W-L RECORDS	RPI 51-100	RPI 101-150	RPI 150+				
13- 10	0- 0	1- 3	OVERALL	1- 2	1- 4	10- 1				
10- 1	0- 0	1- 0	HOME	1- 1	1- 0	7- 0				
3- 9	0- 0	0- 3	AWAY	0- 1	0- 4	3- 1				
0- 0	0- 0	0- 0	NEUTRAL	0- 0	0- 0	0- 0				
5- 4	0- 0	0- 2	NON-CONFERENCE	0- 0	0- 2	5- 0				
3- 0	0- 0	0- 0	HOME	0- 0	0- 0	3- 0				
2- 4	0- 0	0- 2	AWAY	0- 0	0- 2	2- 0				
0- 0	0- 0	0- 0	NEUTRAL	0- 0	0- 0	0- 0				
8- 6	0- 0	1- 1	CONFERENCE	1- 2	1- 2	5- 1				
7- 1	0- 0	1- 0	HOME	1- 1	1- 0	4- 0				
1- 5	0- 0	0- 1	AWAY	0- 1	0- 2	1- 1				
0- 0	0- 0	0- 0	NEUTRAL	0- 0	0- 0	0- 0				

RPI S	Opponent	Score	RPI S	Opponent	Score	RPI S	Opponent	Score	RPI S	Opponent	Score	Team's RPI: 124
26	A North Carolina	55 82	63	A Drexel	55 67	103	A VCU	47 58				
32	A Ohio	72 95	63	H Drexel	53 65	109	A Towson	61 82				
38	A James Madison	51 58	87	H Northeastern	83 70	109	H Towson	77 73				
38	H James Madison	66 63				126	A Pittsburgh	56 60				
						147	A Delaware	53 65				
						173	A William & Mary	64 70				
						173	H William & Mary	66 58				
						210	A Elon	75 70				
						210	H Elon	76 51				
						221	A East Carolina	71 68				
						241	H Hofstra	89 54				
						293	H Col. of Charleston	71 49				
						330	H Presbyterian	63 48				
						335	H Grand Canyon	77 55				
						336	A N.C. Central	89 82				
						338	H Longwood	35 33				
LAST 12 Division I GAMES:												
63	H Drexel	53 65	241	H Hofstra	89 54							
38	A James Madison	51 58	63	A Drexel	55 67							
109	A Towson	61 82	147	A Delaware	53 65							
173	H William & Mary	66 58	109	H Towson	77 73							
210	H Elon	76 51	38	H James Madison	66 63							
87	H Northeastern	83 70	210	A Elon	75 70							

Non-Div I Games: Fayetteville St. 72 54 Belmont Abbey 74 58

UNCW

Loss, Non-Conf, S Site, H Home A Away N Neutral

Average RPI Win:	223	WON-LOST	WINNING	LAST 10	STRENGTH OF	OPP. STRENGTH	TEAM	ADJ.	CONF.	ADJ CONF.
Average RPI Loss:	54	RECORD	PCT. RANK	GAMES	SCHEDULE	OF SCHEDULE	RPI	RPI	RPI	RPI
DIV. I ONLY	15- 9	105	0- 1	98	131	80	80	13	13	
DIV. I NON-CONF.	6- 5	143	0- 1	66	53	70	70	15	15	
TOTALS	RPI 1-25	RPI 26-50	W-L RECORDS	RPI 51-100	RPI 101-150	RPI 150+				
15- 9	0- 4	0- 1	OVERALL	0- 3	3- 0	12- 1				
8- 2	0- 1	0- 0	HOME	0- 1	2- 0	6- 0				
7- 6	0- 3	0- 1	AWAY	0- 1	1- 0	6- 1				
0- 1	0- 0	0- 0	NEUTRAL	0- 1	0- 0	0- 0				
6- 5	0- 2	0- 1	NON-CONFERENCE	0- 2	3- 0	3- 0				
4- 0	0- 0	0- 0	HOME	0- 0	2- 0	2- 0				
2- 4	0- 2	0- 1	AWAY	0- 1	1- 0	1- 0				
0- 1	0- 0	0- 0	NEUTRAL	0- 1	0- 0	0- 0				
9- 4	0- 2	0- 0	CONFERENCE	0- 1	0- 0	9- 1				
4- 2	0- 1	0- 0	HOME	0- 1	0- 0	4- 0				
5- 2	0- 1	0- 0	AWAY	0- 0	0- 0	5- 1				
0- 0	0- 0	0- 0	NEUTRAL	0- 0	0- 0	0- 0				

RPI S	Opponent	Score	RPI S	Opponent	Score	RPI S	Opponent	Score	RPI S	Opponent	Score
8	A Iowa	57 83	37	A Kansas St.	62 72	58	N Boise St.	60 61	101	H Creighton	65 55
10	A Marquette	61 102				71	H Missouri St.	58 63	128	A IUPUI	53 40
23	A Drake	61 76				98	A Northern Ill.	59 70	147	H Delaware	79 67
23	H Drake	64 88							154	H Southern Ill.	65 53
									158	A Bradley	81 78
									161	A Illinois St.	64 66
									192	A Indiana St.	71 51
									192	H Indiana St.	71 63
									239	A Loyola Chicago	71 65
									239	H Loyola Chicago	64 52
									248	H North Dakota	64 60
									273	A Long Beach St.	71 64
									312	A Valparaiso	64 56
									312	H Valparaiso	71 52
									321	H Omaha	79 50
									333	A Evansville	74 46
LAST 12 Division I GAMES:											
98	A Northern Ill.	59 70	71	H Missouri St.	58 63						
10	A Marquette	61 102	154	H Southern Ill.	65 53						
192	H Indiana St.	71 63	192	A Indiana St.	71 51						
23	A Drake	61 76	333	A Evansville	74 46						
312	A Valparaiso	64 56	23	H Drake	64 88						
239	A Loyola Chicago	71 65	239	H Loyola Chicago	64 52						

Non-Div I Games: Minnesota St. 73 56

UNI

Loss, Non-Conf, S Site, H Home A Away N Neutral

Average RPI Win:	240	WON-LOST	WINNING	LAST 10	STRENGTH OF	OPP. STRENGTH	TEAM	ADJ.	CONF.	ADJ CONF.
Average RPI Loss:	121	RECORD	PCT. RANK	GAMES	SCHEDULE	OF SCHEDULE	RPI	RPI	RPI	RPI
DIV. I ONLY	10- 16	243	0- 1	127	159	205	205	15	15	
DIV. I NON-CONF.	2- 9	297	0- 1	94	180	282	282	14	14	
TOTALS	RPI 1-25	RPI 26-50	W-L RECORDS	RPI 51-100	RPI 101-150	RPI 150+				
10- 16	0- 1	1- 3	OVERALL	0- 5	0- 2	9- 5				
7- 7	0- 1	1- 1	HOME	0- 4	0- 0	6- 1				
3- 9	0- 0	0- 2	AWAY	0- 1	0- 2	3- 4				
0- 0	0- 0	0- 0	NEUTRAL	0- 0	0- 0	0- 0				
2- 9	0- 1	0- 0	NON-CONFERENCE	0- 4	0- 1	2- 3				
2- 5	0- 1	0- 0	HOME	0- 3	0- 0	2- 1				
0- 4	0- 0	0- 0	AWAY	0- 1	0- 1	0- 2				
0- 0	0- 0	0- 0	NEUTRAL	0- 0	0- 0	0- 0				
8- 7	0- 0	1- 3	CONFERENCE	0- 1	0- 1	7- 2				
5- 2	0- 0	1- 1	HOME	0- 1	0- 0	4- 0				
3- 5	0- 0	0- 2	AWAY	0- 0	0- 1	3- 2				
0- 0	0- 0	0- 0	NEUTRAL	0- 0	0- 0	0- 0				

RPI 1-25				RPI 26-50				RPI 51-100				RPI 101+ Team's RPI: 205			
RPI	S	Opponent	Score	RPI	S	Opponent	Score	RPI	S	Opponent	Score	RPI	S	Opponent	Score
14	H	Gonzaga	59 70	47	A	Wyoming	62 90	51	H	Southern California	72 86	110	A	Fresno St.	55 73
				47	H	Wyoming	49 64	58	H	Boise St.	57 64	127	A	Portland St.	49 58
				49	A	New Mexico	77 80	62	H	Middle Tenn.	62 66	177	A	UC Irvine	55 57
				49	H	New Mexico	66 57	70	H	Wright St.	52 68	185	H	Utah St.	77 56
								91	A	Duke	38 66	213	A	Nevada	62 70
												217	H	Florida	56 53
												224	A	San Diego St.	62 49
												224	H	San Diego St.	71 57
												232	H	Hawaii	61 66
												275	A	Colorado St.	49 52
												292	A	Air Force	62 47
												292	H	Air Force	66 56
												298	H	UC Santa Barbara	69 51
												307	A	San Jose St.	53 43
												307	H	San Jose St.	74 70
												310	A	South Carolina St.	49 58
LAST 12 Division I GAMES:															
310	A	South Carolina St.	49 58	292	A	Air Force	62 47								
217	H	Florida	56 53	110	A	Fresno St.	55 73								
62	H	Middle Tenn.	62 66	58	H	Boise St.	57 64								
224	A	San Diego St.	62 49	185	H	Utah St.	77 56								
47	H	Wyoming	49 64	213	A	Nevada	62 70								
307	H	San Jose St.	74 70	224	H	San Diego St.	71 57								

Non-Div I Games:

UNLV

■ Loss, 
 ■ Non-Conf, S Site, 
 ■ Home 
 ■ Away 
 N Neutral

Average RPI Win:	318	WON-LOST	WINNING	LAST 10	STRENGTH OF	OPP. STRENGTH	TEAM	ADJ.	CONF.	ADJ CONF.
Average RPI Loss:	230	RECORD	PCT. RANK	GAMES	SCHEDULE	OF SCHEDULE	RPI	RPI	RPI	RPI
DIV. I ONLY	3- 19	335	0- 1	345	318	344	344	28	28	
DIV. I NON-CONF.	1- 7	319	0- 0	322	331	338	338	29	29	
TOTALS	RPI 1-25	RPI 26-50	W-L RECORDS	RPI 51-100	RPI 101-150	RPI 150+				
3- 19	0- 0	0- 0	OVERALL	0- 3	0- 1	3- 15				
1- 5	0- 0	0- 0	HOME	0- 1	0- 1	1- 3				
2- 14	0- 0	0- 0	AWAY	0- 2	0- 0	2- 12				
0- 0	0- 0	0- 0	NEUTRAL	0- 0	0- 0	0- 0				
1- 7	0- 0	0- 0	NON-CONFERENCE	0- 2	0- 0	1- 5				
0- 0	0- 0	0- 0	HOME	0- 0	0- 0	0- 0				
1- 7	0- 0	0- 0	AWAY	0- 2	0- 0	1- 5				
0- 0	0- 0	0- 0	NEUTRAL	0- 0	0- 0	0- 0				
2- 12	0- 0	0- 0	CONFERENCE	0- 1	0- 1	2- 10				
1- 5	0- 0	0- 0	HOME	0- 1	0- 1	1- 3				
1- 7	0- 0	0- 0	AWAY	0- 0	0- 0	1- 7				
0- 0	0- 0	0- 0	NEUTRAL	0- 0	0- 0	0- 0				

RPI S	Opponent	Score	RPI S	Opponent	Score	RPI S	Opponent	Score	RPI S	Opponent	Score	Team's RPI: 344
57	A Virginia Tech	45	96	120	H High Point	61	87	182	A UNC Asheville	53	56	
79	A Nebraska	64	87	182	H UNC Asheville	86	93	208	A Hampton	43	67	
88	H Radford	41	82	215	A Furman	67	78	218	A Campbell	41	61	
				221	A East Carolina	53	63	226	A Gardner-Webb	72	92	
				279	A Winthrop	76	50	299	A Charleston So.	62	74	
				299	H Charleston So.	75	78	310	A South Carolina St.	66	71	
				321	A Omaha	69	96	330	A Presbyterian	54	70	
				330	H Presbyterian	58	66	336	A N.C. Central	82	63	
				338	A Longwood	58	80	338	H Longwood	72	67	
				339	A Western Caro.	64	68					
LAST 12 Division I GAMES:												
182	A UNC Asheville	53	56	208	A Hampton	43	67					
330	H Presbyterian	58	66	338	H Longwood	72	67					
338	A Longwood	58	80	226	A Gardner-Webb	72	92					
299	A Charleston So.	62	74	299	H Charleston So.	75	78					
218	A Campbell	41	61	182	H UNC Asheville	86	93					
88	H Radford	41	82	330	A Presbyterian	54	70					

Non-Div I Games: Brevard 71 53 Converse 69 51 UNKNOWN 101 53

USC Upstate

Loss, Non-Conf, S Site, H Home A Away N Neutral

Average RPI Win:	212	WON-LOST	WINNING	LAST 10	STRENGTH OF	OPP. STRENGTH	TEAM	ADJ.	CONF.	ADJ CONF.
Average RPI Loss:	86	RECORD	PCT. RANK	GAMES	SCHEDULE	OF SCHEDULE	RPI	RPI	RPI	RPI
DIV. I ONLY	20- 6	39	1- 0	248	105	96	96	12	12	
DIV. I NON-CONF.	8- 3	72	0- 0	287	132	137	137	13	13	
TOTALS	RPI 1-25	RPI 26-50	W-L RECORDS	RPI 51-100	RPI 101-150	RPI 150+				
20- 6	0- 0	0- 0	OVERALL	1- 4	3- 2	16- 0				
9- 3	0- 0	0- 0	HOME	0- 3	2- 0	7- 0				
11- 3	0- 0	0- 0	AWAY	1- 1	1- 2	9- 0				
0- 0	0- 0	0- 0	NEUTRAL	0- 0	0- 0	0- 0				
8- 3	0- 0	0- 0	NON-CONFERENCE	1- 2	0- 1	7- 0				
3- 2	0- 0	0- 0	HOME	0- 2	0- 0	3- 0				
5- 1	0- 0	0- 0	AWAY	1- 0	0- 1	4- 0				
0- 0	0- 0	0- 0	NEUTRAL	0- 0	0- 0	0- 0				
12- 3	0- 0	0- 0	CONFERENCE	0- 2	3- 1	9- 0				
6- 1	0- 0	0- 0	HOME	0- 1	2- 0	4- 0				
6- 2	0- 0	0- 0	AWAY	0- 1	1- 1	5- 0				
0- 0	0- 0	0- 0	NEUTRAL	0- 0	0- 0	0- 0				

RPI 1-25				RPI 26-50				RPI 51-100				Team's RPI: 96	RPI 101+				
RPI	S	Opponent	Score	RPI	S	Opponent	Score	RPI	S	Opponent	Score		RPI	S	Opponent	Score	
								51	H	Southern California	61	73	110	A	Fresno St.	61	70
								66	A	Little Rock	65	68	135	A	Georgia St.	48	50
								66	H	Little Rock	61	62	135	H	Georgia St.	69	45
								86	H	Arkansas	65	66	143	A	Appalachian St.	72	65
								97	A	Houston	65	61	143	H	Appalachian St.	99	94
													163	A	Coastal Caro.	67	64
													163	H	Coastal Caro.	79	53
													166	A	Oral Roberts	80	62
													167	H	Texas St.	68	53
													174	A	Arkansas St.	100	73
													174	H	Arkansas St.	67	62
													207	H	Grambling	78	54
													228	A	SMU	66	41
													245	A	San Francisco	80	73
													258	A	Louisiana	76	61
													281	H	Jackson St.	99	63
													283	A	Ga. Southern	74	53
													283	H	Ga. Southern	81	48
													301	A	Incarnate Word	97	49
													305	H	UTSA	53	48
													315	A	La.-Monroe	60	56
LAST 12 Division I GAMES:																	
				315	A	La.-Monroe	60	56					258	A	Louisiana	76	61
				174	H	Arkansas St.	67	62					135	H	Georgia St.	69	45
				66	H	Little Rock	61	62					283	H	Ga. Southern	81	48
				143	A	Appalachian St.	72	65					66	A	Little Rock	65	68
				163	A	Coastal Caro.	67	64					174	A	Arkansas St.	100	73
				167	H	Texas St.	68	53					163	H	Coastal Caro.	79	53

Non-Div I Games:

UT Arlington

■ Loss, 
 ■ Non-Conf, 
 ■ S Site, 
 ■ Home 
 ■ A Away 
 N Neutral

Average RPI Win:	251	WON-LOST	WINNING	LAST 10	STRENGTH OF	OPP. STRENGTH	TEAM	ADJ.	CONF.	ADJ CONF.
Average RPI Loss:	145	RECORD	PCT. RANK	GAMES	SCHEDULE	OF SCHEDULE	RPI	RPI	RPI	RPI
DIV. I ONLY	17- 8	75	1- 0	280	240	132	132	22	22	
DIV. I NON-CONF.	6- 3	91	0- 0	266	87	105	105	22	22	
TOTALS	RPI 1-25	RPI 26-50	W-L RECORDS	RPI 51-100	RPI 101-150	RPI 150+				
17- 8	0- 1	0- 0	OVERALL	0- 1	0- 3	17- 3				
10- 1	0- 0	0- 0	HOME	0- 0	0- 0	10- 1				
7- 7	0- 1	0- 0	AWAY	0- 1	0- 3	7- 2				
0- 0	0- 0	0- 0	NEUTRAL	0- 0	0- 0	0- 0				
6- 3	0- 1	0- 0	NON-CONFERENCE	0- 0	0- 2	6- 0				
4- 0	0- 0	0- 0	HOME	0- 0	0- 0	4- 0				
2- 3	0- 1	0- 0	AWAY	0- 0	0- 2	2- 0				
0- 0	0- 0	0- 0	NEUTRAL	0- 0	0- 0	0- 0				
11- 5	0- 0	0- 0	CONFERENCE	0- 1	0- 1	11- 3				
6- 1	0- 0	0- 0	HOME	0- 0	0- 0	6- 1				
5- 4	0- 0	0- 0	AWAY	0- 1	0- 1	5- 2				
0- 0	0- 0	0- 0	NEUTRAL	0- 0	0- 0	0- 0				

RPI 1-25				RPI 26-50				RPI 51-100				RPI 101+ Team's RPI: 132			
RPI	S	Opponent	Score	RPI	S	Opponent	Score	RPI	S	Opponent	Score	RPI	S	Opponent	Score
3	A	Louisville	62 102					61	A	Belmont	86 100	117	A	Northwestern	64 90
												128	A	IUPUI	72 73
												131	A	Morehead St.	75 85
												154	H	Southern Ill.	95 94
												156	H	Tennessee Tech	76 80
												164	A	Chattanooga	81 79
												174	H	Arkansas St.	97 91
												202	H	Jacksonville St.	77 72
												229	A	Southeast Mo. St.	80 73
												229	H	Southeast Mo. St.	61 50
												237	A	SIUE	75 48
												237	H	SIUE	68 55
												263	A	Austin Peay	59 58
												263	H	Austin Peay	74 65
												266	A	Murray St.	73 76
												266	H	Murray St.	75 67
												286	H	Samford	89 68
												295	A	Eastern Ill.	71 77
												295	H	Eastern Ill.	90 66
												297	A	Tennessee St.	73 61
												320	A	Lipscomb	62 53
												328	A	Eastern Ky.	87 61
												329	H	Mississippi Val.	110 51
LAST 12 Division I GAMES:															
263	A	Austin Peay	59 58	61	A	Belmont	86 100								
266	A	Murray St.	73 76	297	A	Tennessee St.	73 61								
237	A	SIUE	75 48	237	H	SIUE	68 55								
229	H	Southeast Mo. St.	61 50	295	H	Eastern Ill.	90 66								
156	H	Tennessee Tech	76 80	131	A	Morehead St.	75 85								
202	H	Jacksonville St.	77 72	328	A	Eastern Ky.	87 61								

Non-Div I Games: Ala.-Huntsville 100 69 Christian Bros. 108 82

UT Martin

Loss, Non-Conf, S Site, H Home A Away N Neutral

Average RPI Win:	296	WON-LOST	WINNING	LAST 10	STRENGTH OF	OPP. STRENGTH	TEAM	ADJ.	CONF.	ADJ CONF.
Average RPI Loss:	139	RECORD	PCT. RANK	GAMES	SCHEDULE	OF SCHEDULE	RPI	RPI	RPI	RPI
DIV. I ONLY	7- 20	297	1- 0	156	213	277	277	14	14	
DIV. I NON-CONF.	3- 10	278	0- 0	160	313	292	292	17	17	
TOTALS	RPI 1-25	RPI 26-50	W-L RECORDS	RPI 51-100	RPI 101-150	RPI 150+				
7- 20	0- 0	0- 2	OVERALL	0- 3	0- 6	7- 9				
3- 11	0- 0	0- 0	HOME	0- 1	0- 4	3- 6				
3- 8	0- 0	0- 2	AWAY	0- 2	0- 1	3- 3				
1- 1	0- 0	0- 0	NEUTRAL	0- 0	0- 1	1- 0				
3- 10	0- 0	0- 1	NON-CONFERENCE	0- 1	0- 3	3- 5				
2- 5	0- 0	0- 0	HOME	0- 0	0- 2	2- 3				
0- 4	0- 0	0- 1	AWAY	0- 1	0- 0	0- 2				
1- 1	0- 0	0- 0	NEUTRAL	0- 0	0- 1	1- 0				
4- 10	0- 0	0- 1	CONFERENCE	0- 2	0- 3	4- 4				
1- 6	0- 0	0- 0	HOME	0- 1	0- 2	1- 3				
3- 4	0- 0	0- 1	AWAY	0- 1	0- 1	3- 1				
0- 0	0- 0	0- 0	NEUTRAL	0- 0	0- 0	0- 0				

RPI S	Opponent	Score	RPI S	Opponent	Score	RPI S	Opponent	Score	RPI S	Opponent	Score	Team's RPI: 277
34	A Rice	42 76	62	H Middle Tenn.	49 79	104	H UAB	48 74				
49	A New Mexico	51 69	68	A Arizona	40 62	119	A Charlotte	39 62				
			89	A Old Dominion	59 78	123	H Western Ky.	61 64				
						127	H Portland St.	61 89				
						146	H New Mexico St.	65 69				
						148	N Akron	57 64				
						159	A Tulsa	45 66				
						164	H Abilene Christian	69 70				
						171	H Louisiana Tech	64 74				
						172	H Nicholls St.	56 58				
						174	H Arkansas St.	66 67				
						176	A North Texas	51 70				
						179	H Southern Miss.	63 64				
						206	H Marshall	60 63				
						225	N Western Ill.	84 72				
						264	H CSU Bakersfield	53 47				
						304	A Fla. Atlantic	70 44				
						305	A UTSA	73 60				
						305	H UTSA	77 73				
						316	A FIU	60 55				
						319	A Weber St.	63 68				
						351	H Alcorn	77 51				
LAST 12 Division I GAMES:												
305	H UTSA	77 73	206	H Marshall	60 63							
179	H Southern Miss.	63 64	119	A Charlotte	39 62							
171	H Louisiana Tech	64 74	89	A Old Dominion	59 78							
316	A FIU	60 55	62	H Middle Tenn.	49 79							
304	A Fla. Atlantic	70 44	104	H UAB	48 74							
123	H Western Ky.	61 64	34	A Rice	42 76							

Non-Div I Games:

UTEP

■ Loss, 
 ■ Non-Conf, S Site, 
 ■ Home 
 ■ Away 
 N Neutral

Average RPI Win: <b>288</b>	WON-LOST	WINNING	LAST 10	STRENGTH OF	OPP. STRENGTH	TEAM	ADJ.	CONF.	ADJ CONF.
Average RPI Loss: <b>181</b>	RECORD	PCT. RANK	GAMES	SCHEDULE	OF SCHEDULE	RPI	RPI	RPI	RPI
DIV. I ONLY	<b>12- 12</b>	<b>171</b>	<b>0- 1</b>	<b>301</b>	<b>300</b>	<b>223</b>	<b>223</b>	<b>30</b>	<b>30</b>
DIV. I NON-CONF.	<b>4- 7</b>	<b>228</b>	<b>0- 0</b>	<b>174</b>	<b>167</b>	<b>213</b>	<b>213</b>	<b>30</b>	<b>30</b>
TOTALS	RPI 1-25	RPI 26-50	W-L RECORDS	RPI 51-100	RPI 101-150	RPI 150+			
12- 12	0- 2	0- 1	OVERALL	0- 0	0- 2	12- 7			
6- 5	0- 0	0- 1	HOME	0- 0	0- 1	6- 3			
6- 7	0- 2	0- 0	AWAY	0- 0	0- 1	6- 4			
0- 0	0- 0	0- 0	NEUTRAL	0- 0	0- 0	0- 0			
4- 7	0- 2	0- 1	NON-CONFERENCE	0- 0	0- 0	4- 4			
2- 3	0- 0	0- 1	HOME	0- 0	0- 0	2- 2			
2- 4	0- 2	0- 0	AWAY	0- 0	0- 0	2- 2			
0- 0	0- 0	0- 0	NEUTRAL	0- 0	0- 0	0- 0			
8- 5	0- 0	0- 0	CONFERENCE	0- 0	0- 2	8- 3			
4- 2	0- 0	0- 0	HOME	0- 0	0- 1	4- 1			
4- 3	0- 0	0- 0	AWAY	0- 0	0- 1	4- 2			
0- 0	0- 0	0- 0	NEUTRAL	0- 0	0- 0	0- 0			

RPI 1-25				RPI 26-50				RPI 51-100				RPI 101+ Team's RPI: 223			
RPI	S	Opponent	Score	RPI	S	Opponent	Score	RPI	S	Opponent	Score	RPI	S	Opponent	Score
2	A	Baylor	37 <b>98</b>	29	H	Texas	66 <b>81</b>					146	A	New Mexico St.	63 <b>71</b>
16	A	Texas A&M	61 <b>84</b>									146	H	New Mexico St.	67 <b>70</b>
												199	H	Prairie View	57 50
												233	A	Massachusetts	70 <b>74</b>
												236	A	UMKC	75 56
												240	H	Texas Southern	55 <b>69</b>
												243	A	A&M-Corpus Christi	70 57
												243	H	A&M-Corpus Christi	49 <b>59</b>
												257	H	California Baptist	60 56
												258	H	Louisiana	75 60
												264	A	CSU Bakersfield	63 <b>68</b>
												264	H	CSU Bakersfield	64 56
												274	A	Utah Valley	57 <b>72</b>
												274	H	Utah Valley	55 <b>57</b>
												287	A	Canisius	57 53
												305	A	UTSA	58 <b>61</b>
												335	A	Grand Canyon	66 50
												335	H	Grand Canyon	49 42
												343	A	Seattle U	74 70
												343	H	Seattle U	69 56
												350	A	Chicago St.	71 55
LAST 12 Division I GAMES:															
				146	H	New Mexico St.	67 <b>70</b>	350	A	Chicago St.	71 55				
				274	A	Utah Valley	57 <b>72</b>	146	A	New Mexico St.	63 <b>71</b>				
				343	A	Seattle U	74 70	343	H	Seattle U	69 56				
				264	H	CSU Bakersfield	64 56	274	H	Utah Valley	55 <b>57</b>				
				335	H	Grand Canyon	49 42	335	A	Grand Canyon	66 50				
				236	A	UMKC	75 56	264	A	CSU Bakersfield	63 <b>68</b>				

Non-Div I Games: Texas Lutheran 82 38 UNKNOWN 74 43

UTRGV

Loss, Non-Conf, S Site, H Home A Away N Neutral



Average RPI Win: <b>229</b>	WON-LOST	WINNING	LAST 10	STRENGTH OF	OPP. STRENGTH	TEAM	ADJ.	CONF.	ADJ CONF.
Average RPI Loss: <b>165</b>	RECORD	PCT. RANK	GAMES	SCHEDULE	OF SCHEDULE	RPI	RPI	RPI	RPI
DIV. I ONLY	5- 19	315	0- 1	202	172	305	305	14	14
DIV. I NON-CONF.	3- 7	256	0- 0	237	239	304	304	17	17
TOTALS	RPI 1-25	RPI 26-50	W-L RECORDS	RPI 51-100	RPI 101-150	RPI 150+			
5- 19	0- 0	0- 2	OVERALL	0- 3	0- 5	5- 9			
4- 9	0- 0	0- 0	HOME	0- 1	0- 3	4- 5			
1- 9	0- 0	0- 2	AWAY	0- 2	0- 2	1- 3			
0- 1	0- 0	0- 0	NEUTRAL	0- 0	0- 0	0- 1			
3- 7	0- 0	0- 1	NON-CONFERENCE	0- 1	0- 2	3- 3			
3- 3	0- 0	0- 0	HOME	0- 0	0- 1	3- 2			
0- 3	0- 0	0- 1	AWAY	0- 1	0- 1	0- 0			
0- 1	0- 0	0- 0	NEUTRAL	0- 0	0- 0	0- 1			
2- 12	0- 0	0- 1	CONFERENCE	0- 2	0- 3	2- 6			
1- 6	0- 0	0- 0	HOME	0- 1	0- 2	1- 3			
1- 6	0- 0	0- 1	AWAY	0- 1	0- 1	1- 3			
0- 0	0- 0	0- 0	NEUTRAL	0- 0	0- 0	0- 0			

RPI S	Opponent	Score	RPI S	Opponent	Score	RPI S	Opponent	Score	RPI S	Opponent	Score	Team's RPI: 305
29	A Texas	54 98	62	H Middle Tenn.	52 72	104	H UAB	42 59				
34	A Rice	54 85	89	A Old Dominion	47 72	119	A Charlotte	54 66				
			96	A UT Arlington	48 53	123	H Western Ky.	62 81				
						128	H IUPUI	50 58				
						133	A Seton Hall	53 84				
						167	H Texas St.	60 68				
						171	H Louisiana Tech	70 68				
						176	A North Texas	57 54				
						179	H Southern Miss.	45 70				
						185	H Utah St.	56 62				
						206	H Marshall	72 79				
						223	H UTRGV	61 58				
						256	H San Diego	87 77				
						277	A UTEP	73 77				
						277	H UTEP	60 73				
						304	A Fla. Atlantic	70 86				
						314	N UMBC	58 72				
						316	A FIU	40 51				
						319	H Weber St.	66 59				
LAST 12 Division I GAMES:												
277	A UTEP	73 77	123	H Western Ky.	62 81							
171	H Louisiana Tech	70 68	89	A Old Dominion	47 72							
179	H Southern Miss.	45 70	119	A Charlotte	54 66							
304	A Fla. Atlantic	70 86	104	H UAB	42 59							
316	A FIU	40 51	62	H Middle Tenn.	52 72							
206	H Marshall	72 79	176	A North Texas	57 54							

Non-Div I Games: Concordia (TX) 78 51 Tex. A&M-Kingsville 86 55

UTSA

Loss, Non-Conf, S Site, H Home A Away N Neutral

Average RPI Win:	169	WON-LOST	WINNING	LAST 10	STRENGTH OF	OPP. STRENGTH	TEAM	ADJ.	CONF.	ADJ CONF.
Average RPI Loss:	30	RECORD	PCT. RANK	GAMES	SCHEDULE	OF SCHEDULE	RPI	RPI	RPI	RPI
DIV. I ONLY	19- 7	56	1- 0	129	30	59	59	2	2	
DIV. I NON-CONF.	11- 0	1	1- 0	312	150	61	61	2	2	
TOTALS	RPI 1-25	RPI 26-50	W-L RECORDS	RPI 51-100	RPI 101-150	RPI 150+				
19- 7	1- 4	2- 1	OVERALL	2- 2	4- 0	10- 0				
12- 3	1- 1	2- 1	HOME	2- 1	2- 0	5- 0				
5- 4	0- 3	0- 0	AWAY	0- 1	2- 0	3- 0				
2- 0	0- 0	0- 0	NEUTRAL	0- 0	0- 0	2- 0				
11- 0	0- 0	1- 0	NON-CONFERENCE	1- 0	1- 0	8- 0				
7- 0	0- 0	1- 0	HOME	1- 0	1- 0	4- 0				
2- 0	0- 0	0- 0	AWAY	0- 0	0- 0	2- 0				
2- 0	0- 0	0- 0	NEUTRAL	0- 0	0- 0	2- 0				
8- 7	1- 4	1- 1	CONFERENCE	1- 2	3- 0	2- 0				
5- 3	1- 1	1- 1	HOME	1- 1	1- 0	1- 0				
3- 4	0- 3	0- 0	AWAY	0- 1	2- 0	1- 0				
0- 0	0- 0	0- 0	NEUTRAL	0- 0	0- 0	0- 0				

RPI	S	Opponent	Score	RPI	S	Opponent	Score	RPI	S	Opponent	Score	RPI	S	Opponent	Score
4	H	Stanford	75 68	30	H	BYU	78 67	51	H	Southern California	80 84	138	H	Alabama	72 62
6	A	Oregon	65 87	31	H	UCLA	90 100	68	A	Arizona	55 66	142	A	Washington St.	72 68
17	A	Arizona St.	58 60	39	H	California	87 74	68	H	Arizona	80 64	149	A	Colorado	76 61
17	H	Arizona St.	63 65					92	H	Idaho St.	74 60	149	H	Colorado	78 59
22	A	Oregon St.	63 71									168	A	Washington	58 43
												168	H	Washington	88 56
												186	A	Eastern Wash.	95 51
												213	A	Nevada	74 52
												217	N	Florida	74 58
												232	N	Hawaii	73 48
												273	H	Long Beach St.	82 59
												274	H	Utah Valley	85 47
												319	H	Weber St.	77 56
												343	H	Seattle U	89 62
LAST 12 Division I GAMES:															
232	N	Hawaii	73 48	22	A	Oregon St.	63 71								
168	H	Washington	88 56	6	A	Oregon	65 87								
17	A	Arizona St.	58 60	4	H	Stanford	75 68								
68	A	Arizona	55 66	39	H	California	87 74								
31	H	UCLA	90 100	149	H	Colorado	78 59								
51	H	Southern California	80 84	168	A	Washington	58 43								

Non-Div I Games:

Utah

Average RPI Win:	216	WON-LOST	WINNING	LAST 10	STRENGTH OF	OPP. STRENGTH	TEAM	ADJ.	CONF.	ADJ CONF.
Average RPI Loss:	128	RECORD	PCT. RANK	GAMES	SCHEDULE	OF SCHEDULE	RPI	RPI	RPI	RPI
DIV. I ONLY	11- 14	209	1- 0	160	109	185	185	15	15	
DIV. I NON-CONF.	4- 6	212	0- 0	192	33	198	198	14	14	
TOTALS	RPI 1-25	RPI 26-50	W-L RECORDS	RPI 51-100	RPI 101-150	RPI 150+				
11- 14	0- 1	1- 4	OVERALL	1- 1	1- 3	8- 5				
6- 6	0- 1	1- 2	HOME	1- 0	0- 1	4- 2				
5- 6	0- 0	0- 2	AWAY	0- 0	1- 1	4- 3				
0- 2	0- 0	0- 0	NEUTRAL	0- 1	0- 1	0- 0				
4- 6	0- 1	0- 1	NON-CONFERENCE	0- 1	1- 1	3- 2				
1- 3	0- 1	0- 1	HOME	0- 0	0- 0	1- 1				
3- 1	0- 0	0- 0	AWAY	0- 0	1- 0	2- 1				
0- 2	0- 0	0- 0	NEUTRAL	0- 1	0- 1	0- 0				
7- 8	0- 0	1- 3	CONFERENCE	1- 0	0- 2	5- 3				
5- 3	0- 0	1- 1	HOME	1- 0	0- 1	3- 1				
2- 5	0- 0	0- 2	AWAY	0- 0	0- 1	2- 2				
0- 0	0- 0	0- 0	NEUTRAL	0- 0	0- 0	0- 0				

RPI 1-25				RPI 26-50				RPI 51-100				RPI 101+ Team's RPI: 185			
RPI	S	Opponent	Score	RPI	S	Opponent	Score	RPI	S	Opponent	Score	RPI	S	Opponent	Score
6	H	Oregon	58 88	30	H	BYU	57 62	51	N	Southern California	46 55	110	A	Fresno St.	59 70
				47	A	Wyoming	35 53	58	H	Boise St.	81 68	110	H	Fresno St.	53 64
				47	H	Wyoming	50 42					142	A	Washington St.	72 61
				49	A	New Mexico	56 74					149	N	Colorado	68 78
				49	H	New Mexico	64 68					176	A	North Texas	57 41
												178	A	Portland	54 61
												205	A	UNLV	56 77
												213	H	Nevada	79 76
												224	H	San Diego St.	54 56
												273	H	Long Beach St.	48 50
												274	H	Utah Valley	67 62
												275	A	Colorado St.	72 53
												292	A	Air Force	48 44
												292	H	Air Force	64 55
												305	A	UTSA	62 56
												307	A	San Jose St.	59 68
												307	H	San Jose St.	82 49
LAST 12 Division I GAMES:															
				58	H	Boise St.	81 68	205	A	UNLV	56 77				
				49	A	New Mexico	56 74	307	A	San Jose St.	59 68				
				292	H	Air Force	64 55	49	H	New Mexico	64 68				
				47	A	Wyoming	35 53	275	A	Colorado St.	72 53				
				224	H	San Diego St.	54 56	307	H	San Jose St.	82 49				
				110	H	Fresno St.	53 64	47	H	Wyoming	50 42				

Non-Div I Games: Northern N.M. 106 35

Utah St.

■ Loss, 
 ■ Non-Conf, S Site, 
 ■ Home 
 ■ Away 
 N Neutral

## Utah Valley

Through Games Of Feb. 23, 2019

Average RPI Win:	290	WON-LOST	WINNING	LAST 10	STRENGTH OF	OPP. STRENGTH	TEAM	ADJ.	CONF.	ADJ CONF.
Average RPI Loss:	177	RECORD	PCT. RANK	GAMES	SCHEDULE	OF SCHEDULE	RPI	RPI	RPI	RPI
DIV. I ONLY	11- 12	191	0- 1	324	305	274	274	30	30	
DIV. I NON-CONF.	3- 7	256	0- 0	261	195	297	297	30	30	
TOTALS	RPI 1-25	RPI 26-50	W-L RECORDS	RPI 51-100	RPI 101-150	RPI 150+				
11- 12	0- 0	0- 1	OVERALL	0- 2	1- 2	10- 7				
8- 4	0- 0	0- 1	HOME	0- 0	1- 1	7- 2				
3- 8	0- 0	0- 0	AWAY	0- 2	0- 1	3- 5				
0- 0	0- 0	0- 0	NEUTRAL	0- 0	0- 0	0- 0				
3- 7	0- 0	0- 1	NON-CONFERENCE	0- 2	1- 0	2- 4				
3- 2	0- 0	0- 1	HOME	0- 0	1- 0	2- 1				
0- 5	0- 0	0- 0	AWAY	0- 2	0- 0	0- 3				
0- 0	0- 0	0- 0	NEUTRAL	0- 0	0- 0	0- 0				
8- 5	0- 0	0- 0	CONFERENCE	0- 0	0- 2	8- 3				
5- 2	0- 0	0- 0	HOME	0- 0	0- 1	5- 1				
3- 3	0- 0	0- 0	AWAY	0- 0	0- 1	3- 2				
0- 0	0- 0	0- 0	NEUTRAL	0- 0	0- 0	0- 0				

RPI 1-25			RPI 26-50			RPI 51-100			RPI 101+			Team's RPI: 274
RPI	S	Opponent	Score	RPI	S	Opponent	Score	RPI	S	Opponent	Score	
				30	H	BYU	51 77	59	A	Utah	47 85	144 H UC Riverside 56 53
								92	A	Idaho St.	68 80	146 A New Mexico St. 52 58
												146 H New Mexico St. 63 72
												178 H Portland 60 65
												185 A Utah St. 62 67
												223 A UTRGV 57 55
												223 H UTRGV 72 57
												236 A UMKC 64 97
												236 H UMKC 64 68
												257 A California Baptist 54 83
												264 H CSU Bakersfield 78 70
												269 A Cal St. Fullerton 55 56
												285 A Southern Utah 59 60
												298 H UC Santa Barbara 63 54
												319 H Weber St. 65 59
												335 H Grand Canyon 57 46
												343 A Seattle U 58 55
												343 H Seattle U 63 56
												350 A Chicago St. 70 65
												350 H Chicago St. 76 61
LAST 12 Division I GAMES:												
				236	A	UMKC	64 97					350 H Chicago St. 76 61
				350	A	Chicago St.	70 65					236 H UMKC 64 68
				223	H	UTRGV	72 57					146 A New Mexico St. 52 58
				146	H	New Mexico St.	63 72					223 A UTRGV 57 55
				343	H	Seattle U	63 56					343 A Seattle U 58 55
				257	A	California Baptist	54 83					264 H CSU Bakersfield 78 70

Non-Div I Games: Ottawa (AZ) 90 61 La Verne 86 79 Arizona Christian 76 68

Utah Valley

Loss, Non-Conf, S Site, H Home A Away N Neutral

Average RPI Win: <b>219</b>	WON-LOST	WINNING	LAST 10	STRENGTH OF	OPP. STRENGTH	TEAM	ADJ.	CONF.	ADJ CONF.
Average RPI Loss: <b>108</b>	RECORD	PCT. RANK	GAMES	SCHEDULE	OF SCHEDULE	RPI	RPI	RPI	RPI
DIV. I ONLY	<b>20- 7</b>	<b>51</b>	<b>0- 1</b>	<b>250</b>	<b>138</b>	<b>103</b>	<b>103</b>	<b>17</b>	<b>17</b>
DIV. I NON-CONF.	<b>8- 5</b>	<b>119</b>	<b>0- 0</b>	<b>193</b>	<b>118</b>	<b>117</b>	<b>117</b>	<b>16</b>	<b>16</b>
TOTALS	RPI 1-25	RPI 26-50	W-L RECORDS	RPI 51-100	RPI 101-150	RPI 150+			
20- 7	0- 0	0- 1	OVERALL	1- 3	4- 2	15- 1			
11- 1	0- 0	0- 0	HOME	0- 1	3- 0	8- 0			
8- 5	0- 0	0- 1	AWAY	1- 2	1- 1	6- 1			
1- 1	0- 0	0- 0	NEUTRAL	0- 0	0- 1	1- 0			
8- 5	0- 0	0- 1	NON-CONFERENCE	1- 3	2- 1	5- 0			
4- 1	0- 0	0- 0	HOME	0- 1	2- 0	2- 0			
3- 3	0- 0	0- 1	AWAY	1- 2	0- 0	2- 0			
1- 1	0- 0	0- 0	NEUTRAL	0- 0	0- 1	1- 0			
12- 2	0- 0	0- 0	CONFERENCE	0- 0	2- 1	10- 1			
7- 0	0- 0	0- 0	HOME	0- 0	1- 0	6- 0			
5- 2	0- 0	0- 0	AWAY	0- 0	1- 1	4- 1			
0- 0	0- 0	0- 0	NEUTRAL	0- 0	0- 0	0- 0			

RPI S	Opponent	Score	RPI S	Opponent	Score	RPI S	Opponent	Score	RPI S	Opponent	Score	Team's RPI: 103
26	A North Carolina	47 59	83	A Cincinnati	54 66	113	H Dayton	64 62				
			88	H Radford	49 54	118	H Wake Forest	53 40				
			89	A Old Dominion	57 60	121	A Fordham	47 44				
			99	A Georgetown	47 45	124	H UNCW	58 47				
						128	N IUPUI	61 63				
						150	A Duquesne	68 71				
						173	A William & Mary	72 55				
						189	A N.C. A&T	54 48				
						190	A George Washington	48 57				
						191	H Saint Louis	57 47				
						211	A George Mason	62 38				
						233	H Massachusetts	52 48				
						234	A St. Bonaventure	59 50				
						242	A Saint Joseph's	65 47				
						242	H Saint Joseph's	59 40				
						255	H Rhode Island	74 39				
						270	A Richmond	68 43				
						270	H Richmond	58 37				
						289	H La Salle	68 38				
						319	N Weber St.	64 36				
						338	H Longwood	84 55				
						341	H Delaware St.	97 55				
LAST 12 Division I GAMES:												
150	A Duquesne	68 71	233	H Massachusetts	52 48							
211	A George Mason	62 38	191	H Saint Louis	57 47							
113	H Dayton	64 62	190	A George Washington	48 57							
270	H Richmond	58 37	255	H Rhode Island	74 39							
234	A St. Bonaventure	59 50	121	A Fordham	47 44							
242	A Saint Joseph's	65 47	270	A Richmond	68 43							

Non-Div I Games:

VCU

■ Loss, 
 ■ Non-Conf, S Site, 
 ■ Home 
 ■ Away 
 N Neutral

## Valparaiso

Through Games Of Feb. 23, 2019

Average RPI Win:	289	WON-LOST	WINNING	LAST 10	STRENGTH OF	OPP. STRENGTH	TEAM	ADJ.	CONF.	ADJ CONF.
Average RPI Loss:	159	RECORD	PCT. RANK	GAMES	SCHEDULE	OF SCHEDULE	RPI	RPI	RPI	RPI
DIV. I ONLY	6- 20	307	0- 1	273	195	312	312	13	13	
DIV. I NON-CONF.	4- 8	241	0- 0	334	315	330	330	15	15	
TOTALS	RPI 1-25	RPI 26-50	W-L RECORDS	RPI 51-100	RPI 101-150	RPI 150+				
6- 20	0- 2	0- 1	OVERALL	0- 5	0- 1	6- 11				
3- 10	0- 1	0- 1	HOME	0- 3	0- 0	3- 5				
2- 10	0- 1	0- 0	AWAY	0- 2	0- 1	2- 6				
1- 0	0- 0	0- 0	NEUTRAL	0- 0	0- 0	1- 0				
4- 8	0- 0	0- 1	NON-CONFERENCE	0- 1	0- 1	4- 5				
1- 5	0- 0	0- 1	HOME	0- 1	0- 0	1- 3				
2- 3	0- 0	0- 0	AWAY	0- 0	0- 1	2- 2				
1- 0	0- 0	0- 0	NEUTRAL	0- 0	0- 0	1- 0				
2- 12	0- 2	0- 0	CONFERENCE	0- 4	0- 0	2- 6				
2- 5	0- 1	0- 0	HOME	0- 2	0- 0	2- 2				
0- 7	0- 1	0- 0	AWAY	0- 2	0- 0	0- 4				
0- 0	0- 0	0- 0	NEUTRAL	0- 0	0- 0	0- 0				

RPI S Opponent	Score	RPI S Opponent	Score	RPI S Opponent	Score	RPI S Opponent	Score	Team's RPI: 312
23 A Drake	53 84	43 H Miami (OH)	47 68	71 A Missouri St.	63 108	131 A Morehead St.	62 68	
23 H Drake	62 88			71 H Missouri St.	58 77	154 A Southern Ill.	65 87	
				78 H Toledo	59 65	158 H Bradley	76 73	
				80 A UNI	52 71	161 H Illinois St.	67 70	
				80 H UNI	56 64	192 A Indiana St.	59 67	
						192 H Indiana St.	82 86	
						197 A Illinois	54 73	
						216 H Bowling Green	72 79	
						239 A Loyola Chicago	54 80	
						248 H North Dakota	56 62	
						262 N St. Francis Brooklyn	78 76	
						295 H Eastern Ill.	62 60	
						317 H North Dakota St.	48 51	
						333 A Evansville	65 77	
						333 H Evansville	93 49	
						334 A Purdue Fort Wayne	68 64	
						337 A UIC	65 75	
						350 A Chicago St.	76 70	
LAST 12 Division I GAMES:								
71 H Missouri St.	58 77	158 H Bradley	76 73					
192 A Indiana St.	59 67	71 A Missouri St.	63 108					
333 A Evansville	65 77	154 A Southern Ill.	65 87					
80 H UNI	56 64	333 H Evansville	93 49					
23 H Drake	62 88	192 H Indiana St.	82 86					
161 H Illinois St.	67 70	23 A Drake	53 84					

Non-Div I Games:

Valparaiso

■ Loss, 
 ■ Non-Conf, S Site, 
 ■ Home 
 ■ Away 
 N Neutral

Average RPI Win:	<b>264</b>	WON-LOST	WINNING	LAST 10	STRENGTH OF	OPP. STRENGTH	TEAM	ADJ.	CONF.	ADJ CONF.
Average RPI Loss:	<b>61</b>	RECORD	PCT. RANK	GAMES	SCHEDULE	OF SCHEDULE	RPI	RPI	RPI	RPI
DIV. I ONLY	<b>6- 20</b>	<b>307</b>	<b>0- 1</b>	<b>40</b>	<b>40</b>	<b>203</b>	<b>203</b>	<b>5</b>	<b>5</b>	
DIV. I NON-CONF.	<b>5- 8</b>	<b>224</b>	<b>0- 0</b>	<b>85</b>	<b>62</b>	<b>185</b>	<b>185</b>	<b>5</b>	<b>5</b>	
TOTALS	RPI 1-25	RPI 26-50	W-L RECORDS	RPI 51-100	RPI 101-150	RPI 150+				
6- 20	0- 8	0- 3	OVERALL	0- 4	0- 3	6- 2				
5- 8	0- 2	0- 1	HOME	0- 2	0- 2	5- 1				
1- 9	0- 4	0- 2	AWAY	0- 2	0- 0	1- 1				
0- 3	0- 2	0- 0	NEUTRAL	0- 0	0- 1	0- 0				
5- 8	0- 4	0- 1	NON-CONFERENCE	0- 1	0- 1	5- 1				
4- 2	0- 1	0- 0	HOME	0- 0	0- 0	4- 1				
1- 3	0- 1	0- 1	AWAY	0- 1	0- 0	1- 0				
0- 3	0- 2	0- 0	NEUTRAL	0- 0	0- 1	0- 0				
1- 12	0- 4	0- 2	CONFERENCE	0- 3	0- 2	1- 1				
1- 6	0- 1	0- 1	HOME	0- 2	0- 2	1- 0				
0- 6	0- 3	0- 1	AWAY	0- 1	0- 0	0- 1				
0- 0	0- 0	0- 0	NEUTRAL	0- 0	0- 0	0- 0				

RPI 1-25				RPI 26-50				RPI 51-100				RPI 101+ Team's RPI: 203			
RPI	S	Opponent	Score	RPI	S	Opponent	Score	RPI	S	Opponent	Score	RPI	S	Opponent	Score
5	N	UConn	42 <b>80</b>	27	A	Missouri	46 <b>69</b>	54	H	Auburn	70 <b>72</b>	101	N	Creighton	55 <b>75</b>
9	A	NC State	54 <b>74</b>	37	A	Kansas St.	61 <b>72</b>	62	A	Middle Tenn.	58 <b>65</b>	106	H	Georgia	64 <b>71</b>
16	A	Texas A&M	53 <b>69</b>	40	H	Tennessee	65 <b>82</b>	65	H	LSU	68 <b>79</b>	138	H	Alabama	65 <b>84</b>
16	H	Texas A&M	43 <b>50</b>					86	A	Arkansas	62 <b>83</b>	180	H	North Ala.	71 <b>74</b>
18	A	Kentucky	55 <b>77</b>									198	A	Ole Miss	60 <b>65</b>
20	N	Miami (FL)	65 <b>90</b>									198	H	Ole Miss	80 68
21	A	South Carolina	69 <b>80</b>									212	A	Ball St.	60 43
24	H	Central Mich.	57 <b>66</b>									263	H	Austin Peay	99 70
LAST 12 Division I GAMES:															
138	H	Alabama	65 <b>84</b>	21	A	South Carolina	69 <b>80</b>								
65	H	LSU	68 <b>79</b>	198	H	Ole Miss	80 68								
198	A	Ole Miss	60 <b>65</b>	54	H	Auburn	70 <b>72</b>								
27	A	Missouri	46 <b>69</b>	86	A	Arkansas	62 <b>83</b>								
40	H	Tennessee	65 <b>82</b>	16	H	Texas A&M	43 <b>50</b>								
16	A	Texas A&M	53 <b>69</b>	106	H	Georgia	64 <b>71</b>								

Non-Div I Games:

Vanderbilt

■ Loss, 
 ■ Non-Conf, S Site, 
 ■ Home 
 ■ Away 
 N Neutral

Average RPI Win:	287	WON-LOST	WINNING	LAST 10	STRENGTH OF	OPP. STRENGTH	TEAM	ADJ.	CONF.	ADJ CONF.
Average RPI Loss:	170	RECORD	PCT. RANK	GAMES	SCHEDULE	OF SCHEDULE	RPI	RPI	RPI	RPI
DIV. I ONLY	10- 16	243	0- 1	265	281	282	282	23	23	
DIV. I NON-CONF.	3- 8	267	0- 1	220	295	296	296	25	25	
TOTALS	RPI 1-25	RPI 26-50	W-L RECORDS	RPI 51-100	RPI 101-150	RPI 150+				
10- 16	0- 0	0- 0	OVERALL	0- 3	0- 5	10- 8				
6- 9	0- 0	0- 0	HOME	0- 2	0- 2	6- 5				
4- 7	0- 0	0- 0	AWAY	0- 1	0- 3	4- 3				
0- 0	0- 0	0- 0	NEUTRAL	0- 0	0- 0	0- 0				
3- 8	0- 0	0- 0	NON-CONFERENCE	0- 1	0- 3	3- 4				
2- 5	0- 0	0- 0	HOME	0- 1	0- 1	2- 3				
1- 3	0- 0	0- 0	AWAY	0- 0	0- 2	1- 1				
0- 0	0- 0	0- 0	NEUTRAL	0- 0	0- 0	0- 0				
7- 8	0- 0	0- 0	CONFERENCE	0- 2	0- 2	7- 4				
4- 4	0- 0	0- 0	HOME	0- 1	0- 1	4- 2				
3- 4	0- 0	0- 0	AWAY	0- 1	0- 1	3- 2				
0- 0	0- 0	0- 0	NEUTRAL	0- 0	0- 0	0- 0				

RPI 1-25				RPI 26-50				RPI 51-100				RPI 101+ Team's RPI: 282			
RPI	S	Opponent	Score	RPI	S	Opponent	Score	RPI	S	Opponent	Score	RPI	S	Opponent	Score
								63	H	Drexel	44 60	112	H	Yale	55 58
								67	A	Maine	45 66	115	A	Hartford	32 61
								67	H	Maine	51 63	115	H	Hartford	48 76
												130	A	South Fla.	55 102
												141	A	Kansas	36 77
												157	H	Stony Brook	61 67
												184	H	Holy Cross	40 65
												187	H	Rider	54 49
												204	H	Dartmouth	42 66
												246	A	Binghamton	58 57
												246	H	Binghamton	50 59
												247	A	Albany (NY)	40 65
												247	H	Albany (NY)	52 39
												255	H	Rhode Island	58 61
												287	A	Canisius	46 67
												300	H	Wagner	56 54
												309	A	New Hampshire	51 50
												309	H	New Hampshire	69 60
												314	A	UMBC	58 44
												314	H	UMBC	58 50
												323	A	UMass Lowell	51 54
												323	H	UMass Lowell	52 42
												325	A	NJIT	71 63
LAST 12 Division I GAMES:															
				63	H	Drexel	44 60					67	A	Maine	45 66
				246	H	Binghamton	50 59					323	H	UMass Lowell	52 42
				314	H	UMBC	58 50					157	H	Stony Brook	61 67
				115	H	Hartford	48 76					314	A	UMBC	58 44
				309	A	New Hampshire	51 50					246	A	Binghamton	58 57
				247	A	Albany (NY)	40 65					309	H	New Hampshire	69 60

Non-Div I Games: Norwich 78 28

Vermont

■ Loss, 
 ■ Non-Conf, 
 ■ S Site, 
 ■ H Home 
 ■ A Away 
 N Neutral



Average RPI Win:	138	WON-LOST	WINNING	LAST 10	STRENGTH OF	OPP. STRENGTH	TEAM	ADJ.	CONF.	ADJ CONF.
Average RPI Loss:	50	RECORD	PCT. RANK	GAMES	SCHEDULE	OF SCHEDULE	RPI	RPI	RPI	RPI
DIV. I ONLY	16- 10	113	0- 1	39	36	55	55	6	6	
DIV. I NON-CONF.	9- 2	43	0- 0	71	55	21	21	4	4	
TOTALS	RPI 1-25	RPI 26-50	W-L RECORDS	RPI 51-100	RPI 101-150	RPI 150+				
16- 10	0- 3	0- 3	OVERALL	4- 3	7- 1	5- 0				
9- 4	0- 1	0- 2	HOME	2- 1	4- 0	3- 0				
7- 5	0- 2	0- 1	AWAY	2- 1	3- 1	2- 0				
0- 1	0- 0	0- 0	NEUTRAL	0- 1	0- 0	0- 0				
9- 2	0- 1	0- 0	NON-CONFERENCE	2- 1	3- 0	4- 0				
5- 0	0- 0	0- 0	HOME	1- 0	2- 0	2- 0				
4- 1	0- 1	0- 0	AWAY	1- 0	1- 0	2- 0				
0- 1	0- 0	0- 0	NEUTRAL	0- 1	0- 0	0- 0				
7- 8	0- 2	0- 3	CONFERENCE	2- 2	4- 1	1- 0				
4- 4	0- 1	0- 2	HOME	1- 1	2- 0	1- 0				
3- 4	0- 1	0- 1	AWAY	1- 1	2- 1	0- 0				
0- 0	0- 0	0- 0	NEUTRAL	0- 0	0- 0	0- 0				

RPI 1-25				RPI 26-50				RPI 51-100 Team's RPI: 55				RPI 101+			
RPI	S	Opponent	Score	RPI	S	Opponent	Score	RPI	S	Opponent	Score	RPI	S	Opponent	Score
10	A	Marquette	55 93	28	A	DePaul	70 93	57	N	Virginia Tech	59 61	101	A	Creighton	54 52
10	H	Marquette	55 91	28	H	DePaul	59 66	64	A	Penn	58 50	101	H	Creighton	67 62
15	A	UCF	56 71	50	H	Butler	55 63	76	H	Princeton	67 46	106	H	Georgia	62 56
								93	A	St. John's (NY)	73 57	111	A	Providence	61 67
								93	H	St. John's (NY)	62 66	111	H	Providence	53 33
								99	A	Georgetown	63 68	115	H	Hartford	59 41
								99	H	Georgetown	91 43	133	A	Seton Hall	70 66
												139	A	Lehigh	70 48
												162	H	Temple	76 68
												188	H	Xavier	75 71
												190	A	George Washington	60 45
												242	A	Saint Joseph's	47 35
												289	H	La Salle	81 68
LAST 12 Division I GAMES:															
93	H	St. John's (NY)	62 66	93	A	St. John's (NY)	73 57								
99	H	Georgetown	91 43	133	A	Seton Hall	70 66								
10	A	Marquette	55 93	99	A	Georgetown	63 68								
28	A	DePaul	70 93	64	A	Penn	58 50								
101	H	Creighton	67 62	28	H	DePaul	59 66								
111	H	Providence	53 33	10	H	Marquette	55 91								

Non-Div I Games:

Villanova

■ Loss, 
■ Non-Conf, 
■ S Site, 
■ H Home 
■ A Away 
N Neutral

Average RPI Win:	134	WON-LOST	WINNING	LAST 10	STRENGTH OF	OPP. STRENGTH	TEAM	ADJ.	CONF.	ADJ CONF.
Average RPI Loss:	48	RECORD	PCT. RANK	GAMES	SCHEDULE	OF SCHEDULE	RPI	RPI	RPI	RPI
DIV. I ONLY	10- 16	243	0- 1	5	16	107	107	1	1	
DIV. I NON-CONF.	6- 7	172	0- 0	24	58	111	111	1	1	
TOTALS	RPI 1-25	RPI 26-50	W-L RECORDS	RPI 51-100	RPI 101-150	RPI 150+				
10- 16	0- 9	0- 3	OVERALL	4- 1	4- 2	2- 1				
7- 8	0- 5	0- 0	HOME	3- 1	2- 1	2- 1				
2- 7	0- 4	0- 3	AWAY	1- 0	1- 0	0- 0				
1- 1	0- 0	0- 0	NEUTRAL	0- 0	1- 1	0- 0				
6- 7	0- 3	0- 1	NON-CONFERENCE	2- 1	2- 1	2- 1				
4- 4	0- 2	0- 0	HOME	1- 1	1- 0	2- 1				
1- 2	0- 1	0- 1	AWAY	1- 0	0- 0	0- 0				
1- 1	0- 0	0- 0	NEUTRAL	0- 0	1- 1	0- 0				
4- 9	0- 6	0- 2	CONFERENCE	2- 0	2- 1	0- 0				
3- 4	0- 3	0- 0	HOME	2- 0	1- 1	0- 0				
1- 5	0- 3	0- 2	AWAY	0- 0	1- 0	0- 0				
0- 0	0- 0	0- 0	NEUTRAL	0- 0	0- 0	0- 0				

RPI 1-25				RPI 26-50				RPI 51-100				RPI 101+ Team's RPI: 107			
RPI	S	Opponent	Score	RPI	S	Opponent	Score	RPI	S	Opponent	Score	RPI	S	Opponent	Score
3	A	Louisville	43 91	26	A	North Carolina	53 70	57	H	Virginia Tech	62 58	118	H	Wake Forest	42 52
3	H	Louisville	49 71	42	A	Clemson	65 71	81	H	American	57 54	119	H	Charlotte	65 61
7	H	Mississippi St.	44 72	45	A	Michigan St.	66 91	88	H	Radford	44 57	122	H	Boston College	79 77
9	H	NC State	38 66					89	A	Old Dominion	73 67	126	A	Pittsburgh	74 57
11	A	Syracuse	68 72					91	H	Duke	53 47	130	N	South Fla.	74 67
18	A	Kentucky	51 63									138	N	Alabama	52 64
19	H	Florida St.	61 63									189	H	N.C. A&T	67 57
20	A	Miami (FL)	59 72									191	H	Saint Louis	65 67
24	H	Central Mich.	61 74									331	H	Coppin St.	55 41
LAST 12 Division I GAMES:															
3	H	Louisville	49 71	118	H	Wake Forest	42 52								
26	A	North Carolina	53 70	126	A	Pittsburgh	74 57								
91	H	Duke	53 47	3	A	Louisville	43 91								
122	H	Boston College	79 77	9	H	NC State	38 66								
20	A	Miami (FL)	59 72	57	H	Virginia Tech	62 58								
11	A	Syracuse	68 72	42	A	Clemson	65 71								

Non-Div I Games:

Virginia

■ Loss, 
■ Non-Conf, 
■ S Site, 
■ H Home 
■ A Away 
N Neutral

Average RPI Win:	165	WON-LOST	WINNING	LAST 10	STRENGTH OF	OPP. STRENGTH	TEAM	ADJ.	CONF.	ADJ CONF.
Average RPI Loss:	26	RECORD	PCT. RANK	GAMES	SCHEDULE	OF SCHEDULE	RPI	RPI	RPI	RPI
DIV. I ONLY	17- 9	87	1- 0	57	26	57	57	1	1	
DIV. I NON-CONF.	13- 0	1	0- 0	264	137	33	33	1	1	
TOTALS	RPI 1-25	RPI 26-50	W-L RECORDS	RPI 51-100	RPI 101-150	RPI 150+				
17- 9	2- 6	0- 2	OVERALL	4- 0	3- 1	8- 0				
9- 5	2- 4	0- 1	HOME	1- 0	0- 0	6- 0				
4- 4	0- 2	0- 1	AWAY	1- 0	2- 1	1- 0				
4- 0	0- 0	0- 0	NEUTRAL	2- 0	1- 0	1- 0				
13- 0	1- 0	0- 0	NON-CONFERENCE	3- 0	1- 0	8- 0				
8- 0	1- 0	0- 0	HOME	1- 0	0- 0	6- 0				
1- 0	0- 0	0- 0	AWAY	0- 0	0- 0	1- 0				
4- 0	0- 0	0- 0	NEUTRAL	2- 0	1- 0	1- 0				
4- 9	1- 6	0- 2	CONFERENCE	1- 0	2- 1	0- 0				
1- 5	1- 4	0- 1	HOME	0- 0	0- 0	0- 0				
3- 4	0- 2	0- 1	AWAY	1- 0	2- 1	0- 0				
0- 0	0- 0	0- 0	NEUTRAL	0- 0	0- 0	0- 0				

RPI 1-25				RPI 26-50				RPI 51-100				Team's RPI: 57				RPI 101+			
RPI	S	Opponent	Score	RPI	S	Opponent	Score	RPI	S	Opponent	Score	RPI	S	Opponent	Score	RPI	S	Opponent	Score
1	H	Notre Dame	51 80	26	H	North Carolina	69 81	55	N	Villanova	61 59	107	A	Virginia	58 62				
3	H	Louisville	63 72	35	A	Georgia Tech	68 76	75	N	Ohio St.	81 73	113	N	Dayton	69 57				
9	A	NC State	61 70					88	H	Radford	55 44	122	A	Boston College	95 86				
11	H	Syracuse	73 75					91	A	Duke	64 57	126	A	Pittsburgh	74 58				
19	H	Florida St.	54 56									164	H	Chattanooga	74 59				
20	A	Miami (FL)	61 68									214	A	Liberty	72 61				
20	H	Miami (FL)	73 65									222	H	Monmouth	82 49				
25	H	Rutgers	67 51									249	H	Mt. St. Mary's	83 51				
												270	N	Richmond	85 57				
												283	H	Ga. Southern	78 49				
												338	H	Longwood	93 39				
												344	H	USC Upstate	96 45				
LAST 12 Division I GAMES:																			
20	H	Miami (FL)	73 65	19	H	Florida St.	54 56												
35	A	Georgia Tech	68 76	26	H	North Carolina	69 81												
91	A	Duke	64 57	9	A	NC State	61 70												
3	H	Louisville	63 72	1	H	Notre Dame	51 80												
122	A	Boston College	95 86	107	A	Virginia	58 62												
126	A	Pittsburgh	74 58	11	H	Syracuse	73 75												

W  
a  
g  
n  
e  
rW  
a  
g  
n  
e  
r

Wagner

Page 332

## Wake Forest

Through Games Of Feb. 23, 2019

Average RPI Win:	166	WON-LOST	WINNING	LAST 10	STRENGTH OF	OPP. STRENGTH	TEAM	ADJ.	CONF.	ADJ CONF.
Average RPI Loss:	59	RECORD	PCT. RANK	GAMES	SCHEDULE	OF SCHEDULE	RPI	RPI	RPI	RPI
DIV. I ONLY	10- 16	243	0- 1	7	63	118	118	1	1	
DIV. I NON-CONF.	9- 4	85	0- 0	57	288	77	77	1	1	
TOTALS	RPI 1-25	RPI 26-50	W-L RECORDS	RPI 51-100	RPI 101-150	RPI 150+				
10- 16	0- 7	1- 4	OVERALL	1- 1	3- 2	5- 2				
7- 8	0- 3	1- 3	HOME	1- 0	1- 1	4- 1				
2- 8	0- 4	0- 1	AWAY	0- 1	2- 1	0- 1				
1- 0	0- 0	0- 0	NEUTRAL	0- 0	0- 0	1- 0				
9- 4	0- 0	1- 1	NON-CONFERENCE	1- 0	2- 1	5- 2				
7- 2	0- 0	1- 1	HOME	1- 0	1- 0	4- 1				
1- 2	0- 0	0- 0	AWAY	0- 0	1- 1	0- 1				
1- 0	0- 0	0- 0	NEUTRAL	0- 0	0- 0	1- 0				
1- 12	0- 7	0- 3	CONFERENCE	0- 1	1- 1	0- 0				
0- 6	0- 3	0- 2	HOME	0- 0	0- 1	0- 0				
1- 6	0- 4	0- 1	AWAY	0- 1	1- 0	0- 0				
0- 0	0- 0	0- 0	NEUTRAL	0- 0	0- 0	0- 0				

RPI 1-25				RPI 26-50				RPI 51-100				RPI 101+ Team's RPI: 118			
RPI	S	Opponent	Score	RPI	S	Opponent	Score	RPI	S	Opponent	Score	RPI	S	Opponent	Score
1	A	Notre Dame	48 78	26	A	North Carolina	61 84	91	A	Duke	52 66	103	A	VCU	40 53
3	H	Louisville	49 73	35	H	Georgia Tech	46 60	93	H	St. John's (NY)	64 59	107	A	Virginia	52 42
9	A	NC State	46 80	38	H	James Madison	50 49					109	H	Towson	60 53
9	H	NC State	50 59	42	H	Clemson	53 69					119	A	Charlotte	69 43
11	A	Syracuse	57 77	44	H	Indiana	73 87					122	H	Boston College	64 65
19	A	Florida St.	61 85									152	H	Mercer	69 54
20	H	Miami (FL)	57 72									188	H	Xavier	50 62
												195	H	UMES	78 67
												221	A	East Carolina	61 70
												265	H	Norfolk St.	63 61
												270	H	Richmond	62 48
												310	N	South Carolina St.	58 44
LAST 12 Division I GAMES:															
				9	A	NC State	46 80	107	A	Virginia	52 42				
				11	A	Syracuse	57 77	91	A	Duke	52 66				
				35	H	Georgia Tech	46 60	3	H	Louisville	49 73				
				42	H	Clemson	53 69	26	A	North Carolina	61 84				
				19	A	Florida St.	61 85	1	A	Notre Dame	48 78				
				9	H	NC State	50 59	122	H	Boston College	64 65				

Non-Div I Games:

Wake Forest

■ Loss, 
 ■ Non-Conf, 
 ■ S Site, 
 ■ H Home 
 ■ A Away 
 N Neutral

Average RPI Win:	195	WON-LOST	WINNING	LAST 10	STRENGTH OF	OPP. STRENGTH	TEAM	ADJ.	CONF.	ADJ CONF.
Average RPI Loss:	57	RECORD	PCT. RANK	GAMES	SCHEDULE	OF SCHEDULE	RPI	RPI	RPI	RPI
DIV. I ONLY	8- 18	271	0- 1	29	55	168	168	2	2	
DIV. I NON-CONF.	7- 5	132	0- 1	98	176	132	132	2	2	
TOTALS	RPI 1-25	RPI 26-50	W-L RECORDS	RPI 51-100	RPI 101-150	RPI 150+				
8- 18	0- 6	0- 3	OVERALL	2- 5	1- 3	5- 1				
6- 7	0- 3	0- 0	HOME	1- 3	1- 1	4- 0				
1- 9	0- 3	0- 2	AWAY	0- 2	0- 1	1- 1				
1- 2	0- 0	0- 1	NEUTRAL	1- 0	0- 1	0- 0				
7- 5	0- 1	0- 1	NON-CONFERENCE	2- 1	0- 1	5- 1				
5- 2	0- 1	0- 0	HOME	1- 1	0- 0	4- 0				
1- 1	0- 0	0- 0	AWAY	0- 0	0- 0	1- 1				
1- 2	0- 0	0- 1	NEUTRAL	1- 0	0- 1	0- 0				
1- 13	0- 5	0- 2	CONFERENCE	0- 4	1- 2	0- 0				
1- 5	0- 2	0- 0	HOME	0- 2	1- 1	0- 0				
0- 8	0- 3	0- 2	AWAY	0- 2	0- 1	0- 0				
0- 0	0- 0	0- 0	NEUTRAL	0- 0	0- 0	0- 0				

RPI S	Opponent	Score	RPI S	Opponent	Score	RPI S	Opponent	Score	RPI S	Opponent	Score	Team's RPI: 168
4	A Stanford	54 91	31	A UCLA	60 76	51	A Southern California	57 82	121	N Fordham	57 65	
6	A Oregon	71 84	39	A California	70 79	58	H Boise St.	69 73	142	A Washington St.	61 94	
6	H Oregon	57 76	41	N Michigan	73 80	59	A Utah	56 88	142	H Washington St.	76 79	
7	H Mississippi St.	56 103				59	H Utah	43 58	149	H Colorado	68 58	
22	A Oregon St.	67 78				68	H Arizona	59 69	153	A Tulane	51 63	
22	H Oregon St.	39 86				75	H Ohio St.	69 59	170	H Montana	69 54	
						91	N Duke	71 64	211	H George Mason	81 52	
									251	H Northern Ariz.	81 59	
									269	H Cal St. Fullerton	83 74	
									343	A Seattle U	69 58	
LAST 12 Division I GAMES:												
58	H Boise St.	69 73	31	A UCLA	60 76							
41	N Michigan	73 80	51	A Southern California	57 82							
121	N Fordham	57 65	6	H Oregon	57 76							
59	A Utah	56 88	22	H Oregon St.	39 86							
142	A Washington St.	61 94	39	A California	70 79							
68	H Arizona	59 69	4	A Stanford	54 91							

Non-Div I Games:

Washington

■ Loss, 
 ■ Non-Conf, 
 ■ S Site, 
 ■ Home 
 ■ A Away 
 N Neutral

Average RPI Win:	154	WON-LOST	WINNING	LAST 10	STRENGTH OF	OPP. STRENGTH	TEAM	ADJ.	CONF.	ADJ CONF.
Average RPI Loss:	61	RECORD	PCT. RANK	GAMES	SCHEDULE	OF SCHEDULE	RPI	RPI	RPI	RPI
DIV. I ONLY	9- 17	256	1- 0	24	28	142	142	2	2	
DIV. I NON-CONF.	5- 6	177	1- 0	76	104	165	165	2	2	
TOTALS	RPI 1-25	RPI 26-50	W-L RECORDS	RPI 51-100	RPI 101-150	RPI 150+				
9- 17	0- 7	0- 2	OVERALL	3- 4	1- 2	5- 2				
6- 7	0- 3	0- 0	HOME	3- 3	1- 0	2- 1				
1- 9	0- 4	0- 2	AWAY	0- 1	0- 1	1- 1				
2- 1	0- 0	0- 0	NEUTRAL	0- 0	0- 1	2- 0				
5- 6	0- 1	0- 0	NON-CONFERENCE	2- 2	0- 1	3- 2				
3- 3	0- 0	0- 0	HOME	2- 2	0- 0	1- 1				
0- 2	0- 1	0- 0	AWAY	0- 0	0- 0	0- 1				
2- 1	0- 0	0- 0	NEUTRAL	0- 0	0- 1	2- 0				
4- 11	0- 6	0- 2	CONFERENCE	1- 2	1- 1	2- 0				
3- 4	0- 3	0- 0	HOME	1- 1	1- 0	1- 0				
1- 7	0- 3	0- 2	AWAY	0- 1	0- 1	1- 0				
0- 0	0- 0	0- 0	NEUTRAL	0- 0	0- 0	0- 0				

RPI	S	Opponent	Score	RPI	S	Opponent	Score	RPI	S	Opponent	Score	RPI	S	Opponent	Score	Team's RPI: 142
4	A	Stanford	64 85	31	A	UCLA	56 83	51	A	Southern California	73 81	141	N	Kansas	63 71	
6	A	Oregon	58 98	39	A	California	63 77	56	H	Saint Mary's (CA)	64 70	149	A	Colorado	61 72	
6	H	Oregon	64 79					58	H	Boise St.	95 71	149	H	Colorado	74 48	
14	A	Gonzaga	53 76					59	H	Utah	68 72	151	A	CSUN	52 65	
17	H	Arizona St.	46 61					68	H	Arizona	90 88	168	A	Washington	79 76	
22	A	Oregon St.	69 76					79	H	Nebraska	87 84	168	H	Washington	94 61	
22	H	Oregon St.	35 52					84	H	UC Davis	62 75	185	H	Utah St.	61 72	
												202	N	Jacksonville St.	64 51	
												245	H	San Francisco	91 61	
												252	N	Wichita St.	85 59	
LAST 12 Division I GAMES:																
252	N	Wichita St.	85 59	51	A	Southern California	73 81									
202	N	Jacksonville St.	64 51	31	A	UCLA	56 83									
149	A	Colorado	61 72	22	H	Oregon St.	35 52									
168	H	Washington	94 61	6	H	Oregon	64 79									
68	H	Arizona	90 88	4	A	Stanford	64 85									
17	H	Arizona St.	46 61	39	A	California	63 77									

Non-Div I Games:

Washington St.

■ Loss, 
■ Non-Conf, 
■ S Site, 
■ H Home 
■ A Away 
N Neutral

Average RPI Win:	244	WON-LOST	WINNING	LAST 10	STRENGTH OF	OPP. STRENGTH	TEAM	ADJ.	CONF.	ADJ CONF.
Average RPI Loss:	170	RECORD	PCT. RANK	GAMES	SCHEDULE	OF SCHEDULE	RPI	RPI	RPI	RPI
DIV. I ONLY	4- 22	330	0- 0	235	184	319	319	16	16	
DIV. I NON-CONF.	2- 7	288	0- 0	265	246	300	300	12	12	
TOTALS	RPI 1-25	RPI 26-50	W-L RECORDS	RPI 51-100	RPI 101-150	RPI 150+				
4- 22	0- 0	0- 0	OVERALL	0- 4	1- 7	3- 11				
2- 10	0- 0	0- 0	HOME	0- 2	0- 3	2- 5				
2- 11	0- 0	0- 0	AWAY	0- 2	1- 3	1- 6				
0- 1	0- 0	0- 0	NEUTRAL	0- 0	0- 1	0- 0				
2- 7	0- 0	0- 0	NON-CONFERENCE	0- 1	0- 3	2- 3				
1- 2	0- 0	0- 0	HOME	0- 0	0- 1	1- 1				
1- 4	0- 0	0- 0	AWAY	0- 1	0- 1	1- 2				
0- 1	0- 0	0- 0	NEUTRAL	0- 0	0- 1	0- 0				
2- 15	0- 0	0- 0	CONFERENCE	0- 3	1- 4	1- 8				
1- 8	0- 0	0- 0	HOME	0- 2	0- 2	1- 4				
1- 7	0- 0	0- 0	AWAY	0- 1	1- 2	0- 4				
0- 0	0- 0	0- 0	NEUTRAL	0- 0	0- 0	0- 0				

RPI	S	Opponent	Score	RPI	S	Opponent	Score	RPI	S	Opponent	Score	RPI	S	Opponent	Score	Team's RPI: 319
59	A	Utah	56	77	102	A	Pepperdine	47	68							
90	H	Idaho	74	79	103	N	VCU	36	64							
92	A	Idaho St.	57	84	114	A	Northern Colo.	55	54							
92	H	Idaho St.	57	70	127	A	Portland St.	38	65							
					127	H	Portland St.	59	77							
					136	A	Montana St.	59	72							
					136	H	Montana St.	59	66							
					144	H	UC Riverside	39	71							
					170	A	Montana	56	64							
					170	H	Montana	60	72							
					178	H	Portland	73	89							
					186	H	Eastern Wash.	58	64							
					231	A	Sacramento St.	62	77							
					231	H	Sacramento St.	69	78							
					251	A	Northern Ariz.	64	74							
					251	H	Northern Ariz.	64	75							
					274	A	Utah Valley	59	65							
					277	H	UTEP	68	63							
					285	A	Southern Utah	79	84							
					285	H	Southern Utah	67	66							
					301	A	Incarnate Word	72	64							
					305	A	UTSA	59	66							
LAST 12 Division I GAMES:																
92	A	Idaho St.	57	84	231	A	Sacramento St.	62	77							
231	H	Sacramento St.	69	78	127	A	Portland St.	38	65							
136	A	Montana St.	59	72	170	H	Montana	60	72							
170	A	Montana	56	64	136	H	Montana St.	59	66							
251	H	Northern Ariz.	64	75	114	A	Northern Colo.	55	54							
285	H	Southern Utah	67	66	127	H	Portland St.	59	77							

Non-Div I Games: La Verne 105 43

Weber St.

■ Loss, 
 ■ Non-Conf, 
 ■ S Site, 
 ■ H Home 
 ■ A Away 
 N Neutral



## West Virginia

Through Games Of Feb. 23, 2019

Average RPI Win:	175	WON-LOST	WINNING	LAST 10	STRENGTH OF	OPP. STRENGTH	TEAM	ADJ.	CONF.	ADJ CONF.
Average RPI Loss:	37	RECORD	PCT. RANK	GAMES	SCHEDULE	OF SCHEDULE	RPI	RPI	RPI	RPI
DIV. I ONLY	19- 7	56	1- 0	150	22	69	69	3	3	
DIV. I NON-CONF.	9- 2	43	1- 0	340	115	194	194	3	3	
TOTALS	RPI 1-25	RPI 26-50	W-L RECORDS	RPI 51-100	RPI 101-150	RPI 150+				
19- 7	1- 3	3- 3	OVERALL	0- 0	8- 1	7- 0				
13- 3	1- 0	2- 2	HOME	0- 0	4- 1	6- 0				
5- 3	0- 2	1- 1	AWAY	0- 0	4- 0	0- 0				
1- 1	0- 1	0- 0	NEUTRAL	0- 0	0- 0	1- 0				
9- 2	0- 1	0- 1	NON-CONFERENCE	0- 0	2- 0	7- 0				
7- 1	0- 0	0- 1	HOME	0- 0	1- 0	6- 0				
1- 0	0- 0	0- 0	AWAY	0- 0	1- 0	0- 0				
1- 1	0- 1	0- 0	NEUTRAL	0- 0	0- 0	1- 0				
10- 5	1- 2	3- 2	CONFERENCE	0- 0	6- 1	0- 0				
6- 2	1- 0	2- 1	HOME	0- 0	3- 1	0- 0				
4- 3	0- 2	1- 1	AWAY	0- 0	3- 0	0- 0				
0- 0	0- 0	0- 0	NEUTRAL	0- 0	0- 0	0- 0				

RPI 1-25				RPI 26-50				RPI 51-100				Team's RPI: 69	RPI 101+			
RPI	S	Opponent	Score	RPI	S	Opponent	Score	RPI	S	Opponent	Score		RPI	S	Opponent	Score
2	A	Baylor	47 79	27	H	Missouri	51 68						109	H	Towson	90 43
8	N	Iowa	81 84	29	A	Texas	64 58						116	A	Oklahoma St.	77 54
12	A	Iowa St.	61 77	29	H	Texas	58 70						116	H	Oklahoma St.	67 58
12	H	Iowa St.	73 64	37	H	Kansas St.	60 30						126	A	Pittsburgh	77 43
				48	A	TCU	48 62						134	A	Oklahoma	66 55
				48	H	TCU	79 65						134	H	Oklahoma	69 80
													137	A	Texas Tech	75 72
													137	H	Texas Tech	68 65
													141	H	Kansas	71 50
													261	H	Niagara	84 32
													303	H	Morgan St.	72 37
													311	H	Bryant	94 48
													325	H	NJIT	95 50
													328	H	Eastern Ky.	78 29
													328	N	Eastern Ky.	81 39
													331	H	Coppin St.	78 37
LAST 12 Division I GAMES:																
328	N	Eastern Ky.	81 39	141	H	Kansas	71 50									
134	H	Oklahoma	69 80	29	A	Texas	64 58									
116	A	Oklahoma St.	77 54	37	H	Kansas St.	60 30									
48	H	TCU	79 65	137	H	Texas Tech	68 65									
137	A	Texas Tech	75 72	2	A	Baylor	47 79									
12	A	Iowa St.	61 77	12	H	Iowa St.	73 64									

Non-Div I Games:

West Virginia

■ Loss, 
■ Non-Conf, 
■ S Site, 
■ Home 
■ A Away 
N Neutral

Average RPI Win:	312	WON-LOST	WINNING	LAST 10	STRENGTH OF	OPP. STRENGTH	TEAM	ADJ.	CONF.	ADJ CONF.
Average RPI Loss:	211	RECORD	PCT. RANK	GAMES	SCHEDULE	OF SCHEDULE	RPI	RPI	RPI	RPI
DIV. I ONLY	2- 23	347	0- 1	231	341	339	339	27	27	
DIV. I NON-CONF.	2- 11	316	0- 0	155	344	302	302	24	24	
TOTALS	RPI 1-25	RPI 26-50	W-L RECORDS	RPI 51-100	RPI 101-150	RPI 150+				
2- 23	0- 1	0- 1	OVERALL	0- 0	0- 0	2- 21				
1- 9	0- 0	0- 0	HOME	0- 0	0- 0	1- 9				
1- 13	0- 1	0- 1	AWAY	0- 0	0- 0	1- 11				
0- 1	0- 0	0- 0	NEUTRAL	0- 0	0- 0	0- 1				
2- 11	0- 1	0- 1	NON-CONFERENCE	0- 0	0- 0	2- 9				
1- 4	0- 0	0- 0	HOME	0- 0	0- 0	1- 4				
1- 6	0- 1	0- 1	AWAY	0- 0	0- 0	1- 4				
0- 1	0- 0	0- 0	NEUTRAL	0- 0	0- 0	0- 1				
0- 12	0- 0	0- 0	CONFERENCE	0- 0	0- 0	0- 12				
0- 5	0- 0	0- 0	HOME	0- 0	0- 0	0- 5				
0- 7	0- 0	0- 0	AWAY	0- 0	0- 0	0- 7				
0- 0	0- 0	0- 0	NEUTRAL	0- 0	0- 0	0- 0				

RPI 1-25				RPI 26-50				RPI 51-100				RPI 101+ Team's RPI: 339			
RPI	S	Opponent	Score	RPI	S	Opponent	Score	RPI	S	Opponent	Score	RPI	S	Opponent	Score
18	A	Kentucky	39 99	35	A	Georgia Tech	49 84					152	A	Mercer	55 71
												152	H	Mercer	67 69
												156	A	Tennessee Tech	58 77
												163	A	Coastal Caro.	59 77
												164	A	Chattanooga	58 72
												180	N	North Ala.	66 89
												182	A	UNC Asheville	49 74
												189	H	N.C. A&T	51 69
												215	A	Furman	55 65
												215	H	Furman	28 53
												218	H	Campbell	37 63
												226	H	Gardner-Webb	52 62
												254	A	ETSU	80 88
												260	A	Wofford	65 91
												260	H	Wofford	55 63
												279	A	Winthrop	65 57
												286	A	Samford	43 58
												286	H	Samford	42 75
												302	A	UNC Greensboro	59 71
												302	H	UNC Greensboro	42 66
												310	H	South Carolina St.	39 54
												325	A	NJIT	71 79
												344	H	USC Upstate	68 64
LAST 12 Division I GAMES:															
302	H	UNC Greensboro	42 66	164	A	Chattanooga	58 72								
152	A	Mercer	55 71	302	A	UNC Greensboro	59 71								
286	A	Samford	43 58	286	H	Samford	42 75								
260	H	Wofford	55 63	152	H	Mercer	67 69								
215	H	Furman	28 53	215	A	Furman	55 65								
254	A	ETSU	80 88	260	A	Wofford	65 91								

Non-Div I Games: North Greenville 71 44 Young Harris 63 54

Western Caro.

Loss, Non-Conf, S Site, H Home A Away N Neutral

Average RPI Win:	276	WON-LOST	WINNING	LAST 10	STRENGTH OF	OPP. STRENGTH	TEAM	ADJ.	CONF.	ADJ CONF.
Average RPI Loss:	132	RECORD	PCT. RANK	GAMES	SCHEDULE	OF SCHEDULE	RPI	RPI	RPI	RPI
DIV. I ONLY	10- 15	229	0- 1	185	238	225	225	19	19	
DIV. I NON-CONF.	2- 9	297	0- 0	86	199	263	263	19	19	
TOTALS	RPI 1-25	RPI 26-50	W-L RECORDS	RPI 51-100	RPI 101-150	RPI 150+				
10- 15	0- 1	0- 5	OVERALL	0- 2	0- 0	10- 7				
6- 5	0- 1	0- 3	HOME	0- 0	0- 0	6- 1				
3- 7	0- 0	0- 2	AWAY	0- 1	0- 0	3- 4				
1- 3	0- 0	0- 0	NEUTRAL	0- 1	0- 0	1- 2				
2- 9	0- 1	0- 2	NON-CONFERENCE	0- 2	0- 0	2- 4				
1- 2	0- 1	0- 1	HOME	0- 0	0- 0	1- 0				
0- 4	0- 0	0- 1	AWAY	0- 1	0- 0	0- 2				
1- 3	0- 0	0- 0	NEUTRAL	0- 1	0- 0	1- 2				
8- 6	0- 0	0- 3	CONFERENCE	0- 0	0- 0	8- 3				
5- 3	0- 0	0- 2	HOME	0- 0	0- 0	5- 1				
3- 3	0- 0	0- 1	AWAY	0- 0	0- 0	3- 2				
0- 0	0- 0	0- 0	NEUTRAL	0- 0	0- 0	0- 0				

RPI 1-25				RPI 26-50				RPI 51-100				RPI 101+ Team's RPI: 225			
RPI	S	Opponent	Score	RPI	S	Opponent	Score	RPI	S	Opponent	Score	RPI	S	Opponent	Score
23	H	Drake	71 98	27	H	Missouri	64 89	72	A	Purdue	60 81	158	A	Bradley	68 82
				33	A	South Dakota	49 92	98	N	Northern Ill.	61 86	160	H	Denver	87 78
				33	H	South Dakota	61 83					166	A	Oral Roberts	64 68
				36	H	South Dakota St.	84 93					166	H	Oral Roberts	85 92
				50	A	Butler	51 92					215	N	Furman	85 78
												229	A	Southeast Mo. St.	71 81
												248	A	North Dakota	92 80
												248	H	North Dakota	111 90
												263	H	Austin Peay	77 72
												277	N	UTEP	72 84
												295	N	Eastern Ill.	62 64
												317	A	North Dakota St.	60 68
												317	H	North Dakota St.	82 70
												321	A	Omaha	79 67
												321	H	Omaha	78 70
												334	A	Purdue Fort Wayne	90 61
												334	H	Purdue Fort Wayne	73 59
LAST 12 Division I GAMES:															
166	H	Oral Roberts	85 92	33	A	South Dakota	49 92								
33	H	South Dakota	61 83	334	H	Purdue Fort Wayne	73 59								
321	A	Omaha	79 67	321	H	Omaha	78 70								
334	A	Purdue Fort Wayne	90 61	248	A	North Dakota	92 80								
317	H	North Dakota St.	82 70	317	A	North Dakota St.	60 68								
248	H	North Dakota	111 90	166	A	Oral Roberts	64 68								

Non-Div I Games: MacMurray 136 39 William Woods 81 73

Western Ill.

Loss, Non-Conf, S Site, H Home A Away N Neutral

Average RPI Win:	213	WON-LOST	WINNING	LAST 10	STRENGTH OF	OPP. STRENGTH	TEAM	ADJ.	CONF.	ADJ CONF.
Average RPI Loss:	75	RECORD	PCT. RANK	GAMES	SCHEDULE	OF SCHEDULE	RPI	RPI	RPI	RPI
DIV. I ONLY	13- 13	171	0- 1	68	76	123	123	14	14	
DIV. I NON-CONF.	4- 8	241	0- 1	37	2	134	134	17	17	
TOTALS	RPI 1-25	RPI 26-50	W-L RECORDS	RPI 51-100	RPI 101-150	RPI 150+				
13- 13	0- 6	0- 1	OVERALL	2- 1	1- 2	10- 3				
6- 6	0- 2	0- 1	HOME	1- 0	1- 0	4- 3				
6- 5	0- 2	0- 0	AWAY	1- 1	0- 2	5- 0				
1- 2	0- 2	0- 0	NEUTRAL	0- 0	0- 0	1- 0				
4- 8	0- 6	0- 0	NON-CONFERENCE	1- 0	0- 1	3- 1				
2- 3	0- 2	0- 0	HOME	0- 0	0- 0	2- 1				
1- 3	0- 2	0- 0	AWAY	1- 0	0- 1	0- 0				
1- 2	0- 2	0- 0	NEUTRAL	0- 0	0- 0	1- 0				
9- 5	0- 0	0- 1	CONFERENCE	1- 1	1- 1	7- 2				
4- 3	0- 0	0- 1	HOME	1- 0	1- 0	2- 2				
5- 2	0- 0	0- 0	AWAY	0- 1	0- 1	5- 0				
0- 0	0- 0	0- 0	NEUTRAL	0- 0	0- 0	0- 0				

RPI	S	Opponent	Score	RPI	S	Opponent	Score	RPI	S	Opponent	Score	RPI	S	Opponent	Score	Team's RPI: 123
1	A	Notre Dame	53 94	34	H	Rice	46 68	62	A	Middle Tenn.	69 81	104	A	UAB	63 70	
3	H	Louisville	80 102					66	A	Little Rock	68 56	119	H	Charlotte	76 58	
8	H	Iowa	67 104					89	H	Old Dominion	75 60	134	A	Oklahoma	83 90	
14	N	Gonzaga	55 76									154	H	Southern Ill.	83 76	
22	N	Oregon St.	60 74									171	H	Louisiana Tech	81 76	
24	A	Central Mich.	90 108									176	H	North Texas	67 76	
												179	H	Southern Miss.	56 69	
												206	A	Marshall	69 66	
												206	H	Marshall	85 55	
												212	H	Ball St.	83 86	
												254	N	ETSU	82 68	
												277	A	UTEP	64 61	
												303	H	Morgan St.	90 43	
												304	A	Fla. Atlantic	81 50	
												305	A	UTSA	81 62	
												316	A	FIU	94 82	
LAST 12 Division I GAMES:																
14	N	Gonzaga	55 76	34	H	Rice	46 68	277	A	UTEP	64 61					
254	N	ETSU	82 68					305	A	UTSA	81 62					
206	A	Marshall	69 66					171	H	Louisiana Tech	81 76					
104	A	UAB	63 70					179	H	Southern Miss.	56 69					
62	A	Middle Tenn.	69 81					304	A	Fla. Atlantic	81 50					
176	H	North Texas	67 76													

Non-Div I Games: Union (TN) 77 65 Bellarmine 95 57

Western Ky.

Loss, Non-Conf, S Site, H Home A Away N Neutral

Average RPI Win:	284	WON-LOST	WINNING	LAST 10	STRENGTH OF	OPP. STRENGTH	TEAM	ADJ.	CONF.	ADJ CONF.
Average RPI Loss:	116	RECORD	PCT. RANK	GAMES	SCHEDULE	OF SCHEDULE	RPI	RPI	RPI	RPI
DIV. I ONLY	8- 16	264	1- 0	237	127	267	267	7	7	
DIV. I NON-CONF.	5- 5	162	0- 0	349	281	325	325	8	8	
TOTALS	RPI 1-25	RPI 26-50	W-L RECORDS	RPI 51-100	RPI 101-150	RPI 150+				
8- 16	0- 1	0- 4	OVERALL	0- 4	0- 3	8- 4				
3- 9	0- 1	0- 3	HOME	0- 2	0- 2	3- 1				
4- 6	0- 0	0- 1	AWAY	0- 2	0- 1	4- 2				
1- 1	0- 0	0- 0	NEUTRAL	0- 0	0- 0	1- 1				
5- 5	0- 0	0- 1	NON-CONFERENCE	0- 0	0- 1	5- 3				
2- 3	0- 0	0- 1	HOME	0- 0	0- 1	2- 1				
2- 1	0- 0	0- 0	AWAY	0- 0	0- 0	2- 1				
1- 1	0- 0	0- 0	NEUTRAL	0- 0	0- 0	1- 1				
3- 11	0- 1	0- 3	CONFERENCE	0- 4	0- 2	3- 1				
1- 6	0- 1	0- 2	HOME	0- 2	0- 1	1- 0				
2- 5	0- 0	0- 1	AWAY	0- 2	0- 1	2- 1				
0- 0	0- 0	0- 0	NEUTRAL	0- 0	0- 0	0- 0				

RPI 1-25				RPI 26-50				RPI 51-100				RPI 101+ Team's RPI: 267			
RPI	S	Opponent	Score	RPI	S	Opponent	Score	RPI	S	Opponent	Score	RPI	S	Opponent	Score
24	H	Central Mich.	53 <b>87</b>	32	A	Ohio	56 <b>70</b>	78	H	Toledo	57 <b>80</b>	146	H	New Mexico St.	54 <b>66</b>
				41	H	Michigan	42 <b>79</b>	85	A	Kent St.	51 <b>55</b>	148	A	Akron	62 <b>69</b>
				43	H	Miami (OH)	62 <b>81</b>	85	H	Kent St.	52 <b>56</b>	148	H	Akron	59 <b>72</b>
				46	H	Buffalo	59 <b>61</b>	98	A	Northern Ill.	64 <b>77</b>	198	A	Ole Miss	66 <b>69</b>
												201	A	Eastern Mich.	61 <b>64</b>
												201	H	Eastern Mich.	71 68
												212	A	Ball St.	65 62
												216	A	Bowling Green	84 82
												239	H	Loyola Chicago	53 <b>64</b>
												248	N	North Dakota	50 <b>62</b>
												304	A	Fla. Atlantic	69 59
												328	H	Eastern Ky.	64 53
												332	A	Detroit Mercy	54 44
												334	H	Purdue Fort Wayne	69 61
												345	N	Florida A&M	69 50
LAST 12 Division I GAMES:															
				201	H	Eastern Mich.	71 68	43	H	Miami (OH)	62 <b>81</b>				
				85	H	Kent St.	52 <b>56</b>	98	A	Northern Ill.	64 <b>77</b>				
				32	A	Ohio	56 <b>70</b>	212	A	Ball St.	65 62				
				24	H	Central Mich.	53 <b>87</b>	46	H	Buffalo	59 <b>61</b>				
				148	A	Akron	62 <b>69</b>	78	H	Toledo	57 <b>80</b>				
				85	A	Kent St.	51 <b>55</b>	201	A	Eastern Mich.	61 <b>64</b>				

Non-Div I Games: Saginaw Valley 75 51

Western Mich.

■ Loss, 
 ■ Non-Conf, 
 ■ S Site, 
 ■ Home 
 ■ Away 
 N Neutral

Average RPI Win:	225	WON-LOST	WINNING	LAST 10	STRENGTH OF	OPP. STRENGTH	TEAM	ADJ.	CONF.	ADJ CONF.
Average RPI Loss:	131	RECORD	PCT. RANK	GAMES	SCHEDULE	OF SCHEDULE	RPI	RPI	RPI	RPI
DIV. I ONLY	11- 15	219	0- 1	211	133	252	252	9	9	
DIV. I NON-CONF.	7- 6	153	0- 1	234	241	253	253	9	9	
TOTALS	RPI 1-25	RPI 26-50	W-L RECORDS	RPI 51-100	RPI 101-150	RPI 150+				
11- 15	0- 1	0- 1	OVERALL	1- 2	0- 5	10- 6				
9- 7	0- 1	0- 0	HOME	1- 1	0- 2	8- 3				
2- 5	0- 0	0- 0	AWAY	0- 1	0- 1	2- 3				
0- 3	0- 0	0- 1	NEUTRAL	0- 0	0- 2	0- 0				
7- 6	0- 0	0- 1	NON-CONFERENCE	1- 0	0- 4	6- 1				
7- 3	0- 0	0- 0	HOME	1- 0	0- 2	6- 1				
0- 0	0- 0	0- 0	AWAY	0- 0	0- 0	0- 0				
0- 3	0- 0	0- 1	NEUTRAL	0- 0	0- 2	0- 0				
4- 9	0- 1	0- 0	CONFERENCE	0- 2	0- 1	4- 5				
2- 4	0- 1	0- 0	HOME	0- 1	0- 0	2- 2				
2- 5	0- 0	0- 0	AWAY	0- 1	0- 1	2- 3				
0- 0	0- 0	0- 0	NEUTRAL	0- 0	0- 0	0- 0				

RPI	S	Opponent	Score	RPI	S	Opponent	Score	RPI	S	Opponent	Score	RPI	S	Opponent	Score	Team's RPI: 252
15	H	UCF	49 <b>57</b>	33	N	South Dakota	64 <b>73</b>	71	H	Missouri St.	63 60	101	H	Creighton	71 <b>83</b>	
								83	A	Cincinnati	54 <b>82</b>	116	H	Oklahoma St.	47 <b>60</b>	
								97	H	Houston	58 <b>66</b>	117	N	Northwestern	43 <b>65</b>	
												130	A	South Fla.	46 <b>55</b>	
												142	N	Washington St.	59 <b>85</b>	
												153	A	Tulane	62 44	
												156	H	Tennessee Tech	45 <b>55</b>	
												159	A	Tulsa	49 <b>63</b>	
												162	H	Temple	40 <b>65</b>	
												171	H	Louisiana Tech	70 56	
												183	H	Sam Houston St.	63 55	
												200	A	Memphis	57 48	
												200	H	Memphis	50 <b>71</b>	
												207	H	Grambling	70 61	
												221	A	East Carolina	56 <b>78</b>	
												221	H	East Carolina	57 47	
												228	A	SMU	50 <b>78</b>	
												228	H	SMU	53 42	
												342	H	Houston Baptist	68 50	
												346	H	Ark.-Pine Bluff	76 39	
												349	H	Savannah St.	66 50	
LAST 12 Division I GAMES:																
142	N	Washington St.	59 <b>85</b>	162	H	Temple	40 <b>65</b>	221	H	East Carolina	57 47					
130	A	South Fla.	46 <b>55</b>	153	A	Tulane	62 44	97	H	Houston	58 <b>66</b>	228	A	SMU	50 <b>78</b>	
15	H	UCF	49 <b>57</b>	228	H	SMU	53 42	200	H	Memphis	50 <b>71</b>					
83	A	Cincinnati	54 <b>82</b>													
200	A	Memphis	57 48													

Non-Div I Games:

Wichita St.

■ Loss, 
 ■ Non-Conf, 
 ■ S Site, 
 ■ H Home 
 ■ A Away 
 N Neutral

Average RPI Win:	221	WON-LOST	WINNING	LAST 10	STRENGTH OF	OPP. STRENGTH	TEAM	ADJ.	CONF.	ADJ CONF.
Average RPI Loss:	133	RECORD	PCT. RANK	GAMES	SCHEDULE	OF SCHEDULE	RPI	RPI	RPI	RPI
DIV. I ONLY	12- 12	171	0- 1	169	176	173	173	10	10	
DIV. I NON-CONF.	7- 4	108	0- 0	194	286	119	119	10	10	
TOTALS	RPI 1-25	RPI 26-50	W-L RECORDS	RPI 51-100	RPI 101-150	RPI 150+				
12- 12	0- 0	0- 1	OVERALL	0- 3	2- 6	10- 2				
6- 5	0- 0	0- 0	HOME	0- 1	1- 3	5- 1				
6- 7	0- 0	0- 1	AWAY	0- 2	1- 3	5- 1				
0- 0	0- 0	0- 0	NEUTRAL	0- 0	0- 0	0- 0				
7- 4	0- 0	0- 0	NON-CONFERENCE	0- 1	0- 3	7- 0				
4- 1	0- 0	0- 0	HOME	0- 0	0- 1	4- 0				
3- 3	0- 0	0- 0	AWAY	0- 1	0- 2	3- 0				
0- 0	0- 0	0- 0	NEUTRAL	0- 0	0- 0	0- 0				
5- 8	0- 0	0- 1	CONFERENCE	0- 2	2- 3	3- 2				
2- 4	0- 0	0- 0	HOME	0- 1	1- 2	1- 1				
3- 4	0- 0	0- 1	AWAY	0- 1	1- 1	2- 1				
0- 0	0- 0	0- 0	NEUTRAL	0- 0	0- 0	0- 0				

RPI S	Opponent	Score	RPI S	Opponent	Score	RPI S	Opponent	Score	RPI S	Opponent	Score	Team's RPI: 173
38	A James Madison	48 65	63	H Drexel	58 62	103	H VCU	55 72				
			87	A Northeastern	74 88	109	A Towson	80 69				
			89	A Old Dominion	69 83	109	H Towson	75 82				
						115	A Hartford	45 50				
						124	A UNCW	58 66				
						124	H UNCW	70 64				
						140	A Davidson	65 76				
						147	H Delaware	59 70				
						190	H George Washington	73 59				
						210	A Elon	64 59				
						210	H Elon	65 60				
						221	H East Carolina	63 43				
						227	H Howard	88 75				
						241	A Hofstra	60 55				
						265	A Norfolk St.	55 44				
						270	H Richmond	65 55				
						290	A Fairfield	60 54				
						293	A Col. of Charleston	77 79				
						293	H Col. of Charleston	54 66				
						296	A Loyola Maryland	65 49				
LAST 12 Division I GAMES:												
109	H Towson	75 82	109	A Towson	80 69							
210	A Elon	64 59	38	A James Madison	48 65							
124	A UNCW	58 66	210	H Elon	65 60							
293	A Col. of Charleston	77 79	293	H Col. of Charleston	54 66							
63	H Drexel	58 62	124	H UNCW	70 64							
147	H Delaware	59 70	87	A Northeastern	74 88							

Non-Div I Games:

William &amp; Mary

■ Loss, 
■ Non-Conf, 
■ S Site, 
■ H Home 
■ A Away 
N Neutral

## Winthrop

Through Games Of Feb. 23, 2019

Average RPI Win:	289	WON-LOST	WINNING	LAST 10	STRENGTH OF	OPP. STRENGTH	TEAM	ADJ.	CONF.	ADJ CONF.
Average RPI Loss:	189	RECORD	PCT. RANK	GAMES	SCHEDULE	OF SCHEDULE	RPI	RPI	RPI	RPI
DIV. I ONLY	10- 14	225	0- 1	310	311	279	279	28	28	
DIV. I NON-CONF.	4- 6	212	0- 0	319	325	276	276	29	29	
TOTALS	RPI 1-25	RPI 26-50	W-L RECORDS	RPI 51-100	RPI 101-150	RPI 150+				
10- 14	0- 0	0- 1	OVERALL	0- 2	0- 2	10- 9				
5- 6	0- 0	0- 0	HOME	0- 1	0- 0	5- 5				
5- 8	0- 0	0- 1	AWAY	0- 1	0- 2	5- 4				
0- 0	0- 0	0- 0	NEUTRAL	0- 0	0- 0	0- 0				
4- 6	0- 0	0- 1	NON-CONFERENCE	0- 0	0- 1	4- 4				
2- 1	0- 0	0- 0	HOME	0- 0	0- 0	2- 1				
2- 5	0- 0	0- 1	AWAY	0- 0	0- 1	2- 3				
0- 0	0- 0	0- 0	NEUTRAL	0- 0	0- 0	0- 0				
6- 8	0- 0	0- 0	CONFERENCE	0- 2	0- 1	6- 5				
3- 5	0- 0	0- 0	HOME	0- 1	0- 0	3- 4				
3- 3	0- 0	0- 0	AWAY	0- 1	0- 1	3- 1				
0- 0	0- 0	0- 0	NEUTRAL	0- 0	0- 0	0- 0				

RPI 1-25				RPI 26-50				RPI 51-100				RPI 101+				Team's RPI: 279	
RPI	S	Opponent	Score	RPI	S	Opponent	Score	RPI	S	Opponent	Score	RPI	S	Opponent	Score		
				38	A	James Madison	39 56	88	A	Radford	49 70	106	A	Georgia	39 85		
								88	H	Radford	57 79	120	A	High Point	54 56		
												181	A	Wisconsin	41 76		
												182	A	UNC Asheville	36 70		
												182	H	UNC Asheville	43 55		
												208	H	Hampton	63 84		
												210	H	Elon	58 57		
												218	A	Campbell	59 46		
												226	A	Gardner-Webb	64 62		
												226	H	Gardner-Webb	52 65		
												260	A	Wofford	53 70		
												283	A	Ga. Southern	55 64		
												293	A	Col. of Charleston	71 64		
												299	H	Charleston So.	57 52		
												310	A	South Carolina St.	58 50		
												330	A	Presbyterian	62 54		
												330	H	Presbyterian	55 52		
												336	H	N.C. Central	66 41		
												338	H	Longwood	77 69		
												339	H	Western Caro.	57 65		
												344	H	USC Upstate	50 76		
LAST 12 Division I GAMES:																	
				88	H	Radford	57 79	330	H	Presbyterian	55 52						
				182	H	UNC Asheville	43 55	208	H	Hampton	63 84						
				226	H	Gardner-Webb	52 65	226	A	Gardner-Webb	64 62						
				330	A	Presbyterian	62 54	218	A	Campbell	59 46						
				182	A	UNC Asheville	36 70	88	A	Radford	49 70						
				120	A	High Point	54 56	344	H	USC Upstate	50 76						

Non-Div I Games: Newberry

63 67

Winthrop

Loss, Non-Conf, S Site, H Home A Away N Neutral



Average RPI Win:	202	WON-LOST	WINNING	LAST 10	STRENGTH OF	OPP. STRENGTH	TEAM	ADJ.	CONF.	ADJ CONF.
Average RPI Loss:	87	RECORD	PCT. RANK	GAMES	SCHEDULE	OF SCHEDULE	RPI	RPI	RPI	RPI
DIV. I ONLY	13- 14	183	1- 0	157	79	181	181	4	4	
DIV. I NON-CONF.	9- 3	61	0- 0	307	219	171	171	6	6	
TOTALS	RPI 1-25	RPI 26-50	W-L RECORDS	RPI 51-100	RPI 101-150	RPI 150+				
13- 14	0- 2	1- 2	OVERALL	2- 4	2- 5	8- 1				
10- 5	0- 0	1- 2	HOME	2- 1	1- 2	6- 0				
1- 8	0- 2	0- 0	AWAY	0- 2	0- 3	1- 1				
2- 1	0- 0	0- 0	NEUTRAL	0- 1	1- 0	1- 0				
9- 3	0- 0	0- 0	NON-CONFERENCE	0- 3	2- 0	7- 0				
6- 1	0- 0	0- 0	HOME	0- 1	1- 0	5- 0				
1- 1	0- 0	0- 0	AWAY	0- 1	0- 0	1- 0				
2- 1	0- 0	0- 0	NEUTRAL	0- 1	1- 0	1- 0				
4- 11	0- 2	1- 2	CONFERENCE	2- 1	0- 5	1- 1				
4- 4	0- 0	1- 2	HOME	2- 0	0- 2	1- 0				
0- 7	0- 2	0- 0	AWAY	0- 1	0- 3	0- 1				
0- 0	0- 0	0- 0	NEUTRAL	0- 0	0- 0	0- 0				

RPI	S	Opponent	Score	RPI	S	Opponent	Score	RPI	S	Opponent	Score	RPI	S	Opponent	Score	Team's RPI: 181
8	A	Iowa	53 <b>71</b>	41	H	Michigan	70 <b>76</b>	72	H	Purdue	76 69	105	A	Minnesota	56 <b>74</b>	
13	A	Maryland	57 <b>75</b>	44	H	Indiana	68 <b>75</b>	74	A	Green Bay	46 <b>55</b>	105	H	Minnesota	50 <b>78</b>	
				45	H	Michigan St.	79 62	75	A	Ohio St.	68 <b>70</b>	117	A	Northwestern	46 <b>72</b>	
								79	H	Nebraska	70 69	126	N	Pittsburgh	57 42	
								86	N	Arkansas	68 <b>69</b>	128	H	IUPUI	65 64	
								91	H	Duke	53 <b>60</b>	129	A	Penn St.	64 <b>71</b>	
												129	H	Penn St.	59 <b>65</b>	
												194	A	Milwaukee	68 57	
												197	A	Illinois	68 <b>78</b>	
												197	H	Illinois	75 67	
												206	H	Marshall	67 49	
												279	H	Winthrop	76 41	
												297	N	Tennessee St.	58 53	
												317	H	North Dakota St.	64 53	
												333	H	Evansville	96 60	
												350	H	Chicago St.	85 38	
LAST 12 Division I GAMES:																
197	H	Illinois	75 67	79	H	Nebraska	70 69									
75	A	Ohio St.	68 <b>70</b>	129	H	Penn St.	59 <b>65</b>									
45	H	Michigan St.	79 62	117	A	Northwestern	46 <b>72</b>									
197	A	Illinois	68 <b>78</b>	105	H	Minnesota	50 <b>78</b>									
41	H	Michigan	70 <b>76</b>	44	H	Indiana	68 <b>75</b>									
13	A	Maryland	57 <b>75</b>	8	A	Iowa	53 <b>71</b>									

Non-Div I Games:

Wisconsin

■ Loss, 
 ■ Non-Conf, 
 ■ S Site, 
 ■ H Home 
 ■ A Away 
 N Neutral

Average RPI Win: <b>277</b>	WON-LOST	WINNING	LAST 10	STRENGTH OF	OPP. STRENGTH	TEAM	ADJ.	CONF.	ADJ CONF.
Average RPI Loss: <b>190</b>	RECORD	PCT. RANK	GAMES	SCHEDULE	OF SCHEDULE	RPI	RPI	RPI	RPI
DIV. I ONLY	<b>12- 12</b>	<b>171</b>	<b>1- 0</b>	<b>347</b>	<b>228</b>	<b>260</b>	<b>260</b>	<b>27</b>	<b>27</b>
DIV. I NON-CONF.	<b>5- 7</b>	<b>206</b>	<b>0- 0</b>	<b>312</b>	<b>233</b>	<b>241</b>	<b>241</b>	<b>24</b>	<b>24</b>
TOTALS	RPI 1-25	RPI 26-50	W-L RECORDS	RPI 51-100	RPI 101-150	RPI 150+			
12- 12	0- 0	0- 2	OVERALL	0- 0	0- 2	12- 8			
9- 1	0- 0	0- 0	HOME	0- 0	0- 0	9- 1			
3- 11	0- 0	0- 2	AWAY	0- 0	0- 2	3- 7			
0- 0	0- 0	0- 0	NEUTRAL	0- 0	0- 0	0- 0			
5- 7	0- 0	0- 2	NON-CONFERENCE	0- 0	0- 2	5- 3			
3- 0	0- 0	0- 0	HOME	0- 0	0- 0	3- 0			
2- 7	0- 0	0- 2	AWAY	0- 0	0- 2	2- 3			
0- 0	0- 0	0- 0	NEUTRAL	0- 0	0- 0	0- 0			
7- 5	0- 0	0- 0	CONFERENCE	0- 0	0- 0	7- 5			
6- 1	0- 0	0- 0	HOME	0- 0	0- 0	6- 1			
1- 4	0- 0	0- 0	AWAY	0- 0	0- 0	1- 4			
0- 0	0- 0	0- 0	NEUTRAL	0- 0	0- 0	0- 0			

RPI 1-25				RPI 26-50				RPI 51-100				RPI 101+				Team's RPI: 260	
RPI	S	Opponent	Score	RPI	S	Opponent	Score	RPI	S	Opponent	Score	RPI	S	Opponent	Score		
				35	A	Georgia Tech	40 81					119	A	Charlotte	63 85		
				42	A	Clemson	77 85					143	A	Appalachian St.	70 94		
												152	H	Mercer	79 81		
												164	A	Chattanooga	82 89		
												164	H	Chattanooga	64 60		
												182	A	UNC Asheville	46 60		
												215	A	Furman	50 63		
												215	H	Furman	84 75		
												226	H	Gardner-Webb	59 53		
												254	A	ETSU	79 92		
												254	H	ETSU	77 74		
												279	H	Winthrop	70 53		
												283	A	Ga. Southern	81 65		
												286	H	Samford	71 62		
												293	H	Col. of Charleston	78 58		
												302	A	UNC Greensboro	61 77		
												302	H	UNC Greensboro	93 66		
												330	A	Presbyterian	50 61		
												336	A	N.C. Central	59 66		
												338	A	Longwood	101 72		
												339	A	Western Caro.	63 55		
												339	H	Western Caro.	91 65		
LAST 12 Division I GAMES:																	
				215	H	Furman	84 75					152	H	Mercer	79 81		
				164	H	Chattanooga	64 60					215	A	Furman	50 63		
				254	H	ETSU	77 74					254	A	ETSU	79 92		
				339	A	Western Caro.	63 55					164	A	Chattanooga	82 89		
				302	A	UNC Greensboro	61 77					302	H	UNC Greensboro	93 66		
				286	H	Samford	71 62					339	H	Western Caro.	91 65		

Non-Div I Games: Warren Wilson 107 30 Southern Wesleyan 110 47 Brevard 106 52

Wofford

Average RPI Win:	215	WON-LOST	WINNING	LAST 10	STRENGTH OF	OPP. STRENGTH	TEAM	ADJ.	CONF.	ADJ CONF.
Average RPI Loss:	115	RECORD	PCT. RANK	GAMES	SCHEDULE	OF SCHEDULE	RPI	RPI	RPI	RPI
DIV. I ONLY	20- 6	39	1- 0	196	196	70	70	21	21	
DIV. I NON-CONF.	7- 4	108	0- 0	91	163	62	62	18	18	
TOTALS	RPI 1-25	RPI 26-50	W-L RECORDS	RPI 51-100	RPI 101-150	RPI 150+				
20- 6	0- 0	0- 1	OVERALL	3- 2	3- 2	14- 1				
9- 1	0- 0	0- 0	HOME	2- 1	1- 0	6- 0				
7- 5	0- 0	0- 1	AWAY	0- 1	1- 2	6- 1				
4- 0	0- 0	0- 0	NEUTRAL	1- 0	1- 0	2- 0				
7- 4	0- 0	0- 1	NON-CONFERENCE	2- 1	1- 1	4- 1				
1- 1	0- 0	0- 0	HOME	1- 1	0- 0	0- 0				
2- 3	0- 0	0- 1	AWAY	0- 0	0- 1	2- 1				
4- 0	0- 0	0- 0	NEUTRAL	1- 0	1- 0	2- 0				
13- 2	0- 0	0- 0	CONFERENCE	1- 1	2- 1	10- 0				
8- 0	0- 0	0- 0	HOME	1- 0	1- 0	6- 0				
5- 2	0- 0	0- 0	AWAY	0- 1	1- 1	4- 0				
0- 0	0- 0	0- 0	NEUTRAL	0- 0	0- 0	0- 0				

RPI S	Opponent	Score	RPI S	Opponent	Score	RPI S	Opponent	Score	RPI S	Opponent	Score
45	A Michigan St.	68 84	61	H Belmont	63 79	119	A Charlotte	85 88	125	A Youngstown St.	68 83
			63	N Drexel	71 63	128	A IUPUI	78 75	128	H IUPUI	66 59
			74	A Green Bay	37 56	128	H IUPUI	66 59	145	N Marist	76 60
			74	H Green Bay	85 67	193	N Stetson	57 44	194	A Milwaukee	73 69
			85	H Kent St.	61 55	194	H Milwaukee	61 57	205	A UNLV	68 52
						241	N Hofstra	93 64	250	A Northern Ky.	61 55
						250	H Northern Ky.	78 56	264	A CSU Bakersfield	74 76
						278	A Cleveland St.	70 65	278	H Cleveland St.	78 52
						284	A Manhattan	60 44	308	H Oakland	69 58
						332	H Detroit Mercy	78 59	337	A UIC	79 46
						337	H UIC	72 47			
LAST 12 Division I GAMES:											
278	H Cleveland St.	78 52	332	H Detroit Mercy	78 59						
250	H Northern Ky.	78 56	308	H Oakland	69 58						
74	A Green Bay	37 56	278	A Cleveland St.	70 65						
194	A Milwaukee	73 69	125	A Youngstown St.	68 83						
128	H IUPUI	66 59	250	A Northern Ky.	61 55						
337	H UIC	72 47	194	H Milwaukee	61 57						

Non-Div I Games: Kentucky St. 83 53

Wright St.

■ Loss, 
 ■ Non-Conf, 
 ■ S Site, 
 ■ Home 
 ■ A Away 
 N Neutral

Average RPI Win:	184	WON-LOST	WINNING	LAST 10	STRENGTH OF	OPP. STRENGTH	TEAM	ADJ.	CONF.	ADJ CONF.
Average RPI Loss:	89	RECORD	PCT. RANK	GAMES	SCHEDULE	OF SCHEDULE	RPI	RPI	RPI	RPI
DIV. I ONLY	16- 5	45	1- 0	112	126	47	47	15	15	
DIV. I NON-CONF.	5- 2	82	0- 0	25	70	22	22	14	14	
TOTALS	RPI 1-25	RPI 26-50	W-L RECORDS	RPI 51-100	RPI 101-150	RPI 150+				
16- 5	0- 0	1- 1	OVERALL	2- 3	2- 0	11- 1				
10- 1	0- 0	1- 1	HOME	2- 0	1- 0	6- 0				
5- 4	0- 0	0- 0	AWAY	0- 3	1- 0	4- 1				
1- 0	0- 0	0- 0	NEUTRAL	0- 0	0- 0	1- 0				
5- 2	0- 0	1- 0	NON-CONFERENCE	1- 2	1- 0	2- 0				
4- 0	0- 0	1- 0	HOME	1- 0	1- 0	1- 0				
0- 2	0- 0	0- 0	AWAY	0- 2	0- 0	0- 0				
1- 0	0- 0	0- 0	NEUTRAL	0- 0	0- 0	1- 0				
11- 3	0- 0	0- 1	CONFERENCE	1- 1	1- 0	9- 1				
6- 1	0- 0	0- 1	HOME	1- 0	0- 0	5- 0				
5- 2	0- 0	0- 0	AWAY	0- 1	1- 0	4- 1				
0- 0	0- 0	0- 0	NEUTRAL	0- 0	0- 0	0- 0				

RPI 1-25			RPI 26-50			Team's RPI: 47			RPI 51-100			RPI 101+			
RPI	S	Opponent	Score	RPI	S	Opponent	Score	RPI	S	Opponent	Score	RPI	S	Opponent	Score
				36	H	South Dakota St.	77 70	56	A	Saint Mary's (CA)	84 90	110	A	Fresno St.	63 56
				49	H	New Mexico	75 78	58	A	Boise St.	64 72	136	H	Montana St.	66 58
								58	H	Boise St.	64 52	160	H	Denver	78 74
								90	H	Idaho	64 61	176	N	North Texas	53 49
								95	A	Pacific	64 70	185	A	Utah St.	42 50
												185	H	Utah St.	53 35
												205	A	UNLV	64 49
												205	H	UNLV	90 62
												213	A	Nevada	55 51
												224	H	San Diego St.	87 45
												275	A	Colorado St.	60 49
												275	H	Colorado St.	56 32
												292	H	Air Force	80 60
												307	A	San Jose St.	70 56
LAST 12 Division I GAMES:															
				275	H	Colorado St.	56 32	110	A	Fresno St.	63 56				
				205	A	UNLV	64 49	58	H	Boise St.	64 52				
				213	A	Nevada	55 51	307	A	San Jose St.	70 56				
				185	H	Utah St.	53 35	49	H	New Mexico	75 78				
				275	A	Colorado St.	60 49	185	A	Utah St.	42 50				
				292	H	Air Force	80 60	224	H	San Diego St.	87 45				

Non-Div I Games: Chadron St. 80 33 UC-Colo. Springs 98 37

Wyoming

■ Loss, 
 ■ Non-Conf, S Site, 
 ■ Home 
 ■ Away 
 N Neutral

Average RPI Win:	224	WON-LOST	WINNING	LAST 10	STRENGTH OF	OPP. STRENGTH	TEAM	ADJ.	CONF.	ADJ CONF.
Average RPI Loss:	75	RECORD	PCT. RANK	GAMES	SCHEDULE	OF SCHEDULE	RPI	RPI	RPI	RPI
DIV. I ONLY	11- 15	219	0- 1	118	88	188	188	6	6	
DIV. I NON-CONF.	9- 2	43	0- 0	272	308	124	124	4	4	
TOTALS	RPI 1-25	RPI 26-50	W-L RECORDS	RPI 51-100	RPI 101-150	RPI 150+				
11- 15	0- 1	0- 4	OVERALL	0- 5	3- 5	8- 0				
9- 7	0- 1	0- 2	HOME	0- 1	1- 3	8- 0				
2- 8	0- 0	0- 2	AWAY	0- 4	2- 2	0- 0				
0- 0	0- 0	0- 0	NEUTRAL	0- 0	0- 0	0- 0				
9- 2	0- 0	0- 0	NON-CONFERENCE	0- 1	1- 1	8- 0				
8- 1	0- 0	0- 0	HOME	0- 0	0- 1	8- 0				
1- 1	0- 0	0- 0	AWAY	0- 1	1- 0	0- 0				
0- 0	0- 0	0- 0	NEUTRAL	0- 0	0- 0	0- 0				
2- 13	0- 1	0- 4	CONFERENCE	0- 4	2- 4	0- 0				
1- 6	0- 1	0- 2	HOME	0- 1	1- 2	0- 0				
1- 7	0- 0	0- 2	AWAY	0- 3	1- 2	0- 0				
0- 0	0- 0	0- 0	NEUTRAL	0- 0	0- 0	0- 0				

RPI	S	Opponent	Score	RPI	S	Opponent	Score	RPI	S	Opponent	Score	RPI	S	Opponent	Score	Team's RPI: 188
10	H	Marquette	44 90	28	A	DePaul	48 81	55	A	Villanova	71 75	101	A	Creighton	62 66	
				28	H	DePaul	71 73	83	A	Cincinnati	61 79	101	H	Creighton	52 53	
				50	A	Butler	38 63	93	A	St. John's (NY)	41 70	105	H	Minnesota	53 78	
				50	H	Butler	41 63	93	H	St. John's (NY)	57 76	111	A	Providence	58 71	
								99	A	Georgetown	61 68	111	H	Providence	55 63	
												118	A	Wake Forest	62 50	
												133	A	Seton Hall	80 76	
												133	H	Seton Hall	63 62	
												156	H	Tennessee Tech	70 60	
												180	H	North Ala.	94 81	
												216	H	Bowling Green	65 49	
												259	H	Alabama St.	87 58	
												288	H	New Orleans	61 45	
												290	H	Fairfield	48 35	
												341	H	Delaware St.	80 59	
												350	H	Chicago St.	91 57	
LAST 12 Division I GAMES:																
28	A	DePaul	48 81	28	H	DePaul	71 73									
101	H	Creighton	52 53	10	H	Marquette	44 90									
111	H	Providence	55 63	111	A	Providence	58 71									
50	A	Butler	38 63	101	A	Creighton	62 66									
93	A	St. John's (NY)	41 70	50	H	Butler	41 63									
133	A	Seton Hall	80 76	133	H	Seton Hall	63 62									

Non-Div I Games:

Xavier

Average RPI Win:	227	WON-LOST	WINNING	LAST 10	STRENGTH OF	OPP. STRENGTH	TEAM	ADJ.	CONF.	ADJ CONF.
Average RPI Loss:	131	RECORD	PCT. RANK	GAMES	SCHEDULE	OF SCHEDULE	RPI	RPI	RPI	RPI
DIV. I ONLY	15- 10	119	1- 0	153	251	112	112	11	11	
DIV. I NON-CONF.	10- 5	91	1- 0	159	329	75	75	11	11	
TOTALS	RPI 1-25	RPI 26-50	W-L RECORDS	RPI 51-100	RPI 101-150	RPI 150+				
15- 10	0- 0	0- 0	OVERALL	2- 6	1- 1	12- 3				
7- 1	0- 0	0- 0	HOME	1- 0	0- 0	6- 1				
5- 9	0- 0	0- 0	AWAY	1- 6	1- 1	3- 2				
3- 0	0- 0	0- 0	NEUTRAL	0- 0	0- 0	3- 0				
10- 5	0- 0	0- 0	NON-CONFERENCE	0- 4	1- 1	9- 0				
3- 0	0- 0	0- 0	HOME	0- 0	0- 0	3- 0				
4- 5	0- 0	0- 0	AWAY	0- 4	1- 1	3- 0				
3- 0	0- 0	0- 0	NEUTRAL	0- 0	0- 0	3- 0				
5- 5	0- 0	0- 0	CONFERENCE	2- 2	0- 0	3- 3				
4- 1	0- 0	0- 0	HOME	1- 0	0- 0	3- 1				
1- 4	0- 0	0- 0	AWAY	1- 2	0- 0	0- 2				
0- 0	0- 0	0- 0	NEUTRAL	0- 0	0- 0	0- 0				

RPI S	Opponent	Score	RPI S	Opponent	Score	RPI S	Opponent	Score	RPI S	Opponent	Score	Team's RPI: 112
						64	A Penn	48 54	111	A Providence	42 59	
						76	A Princeton	96 86	125	A Youngstown St.	58 56	
						77	A SFA	57 67	189	N N.C. A&T	59 49	
						82	A Harvard	69 83	191	N Saint Louis	58 52	
						82	H Harvard	65 62	204	A Dartmouth	54 56	
						83	A Cincinnati	52 66	204	H Dartmouth	64 49	
						93	A St. John's (NY)	52 56	220	H Cornell	41 43	
						98	A Northern Ill.	80 89	238	H Columbia	69 61	
									253	H Colgate	80 61	
									261	N Niagara	67 64	
									271	A Army West Point	62 51	
									276	A Brown	71 86	
									276	H Brown	84 72	
									282	A Vermont	58 55	
									300	A Wagner	74 41	
									318	H Central Conn. St.	58 46	
									340	H Saint Peter's	72 56	
LAST 12 Division I GAMES:												
189	N	N.C. A&T	59	49	238	H	Columbia	69	61			
77	A	SFA	57	67	64	A	Penn	48	54			
261	N	Niagara	67	64	76	A	Princeton	96	86			
82	A	Harvard	69	83	204	H	Dartmouth	64	49			
204	A	Dartmouth	54	56	82	H	Harvard	65	62			
220	H	Cornell	41	43	276	H	Brown	84	72			

Non-Div I Games:

Yale

Average RPI Win: <b>233</b>	WON-LOST	WINNING	LAST 10	STRENGTH OF	OPP. STRENGTH	TEAM	ADJ.	CONF.	ADJ CONF.
Average RPI Loss: <b>128</b>	RECORD	PCT. RANK	GAMES	SCHEDULE	OF SCHEDULE	RPI	RPI	RPI	RPI
DIV. I ONLY	18- 7	60	0- 1	264	221	125	125	21	21
DIV. I NON-CONF.	6- 3	91	0- 0	102	216	76	76	18	18
TOTALS	RPI 1-25	RPI 26-50	W-L RECORDS	RPI 51-100	RPI 101-150	RPI 150+			
18- 7	0- 0	0- 0	OVERALL	2- 3	3- 2	13- 2			
13- 1	0- 0	0- 0	HOME	2- 0	2- 1	9- 0			
5- 6	0- 0	0- 0	AWAY	0- 3	1- 1	4- 2			
0- 0	0- 0	0- 0	NEUTRAL	0- 0	0- 0	0- 0			
6- 3	0- 0	0- 0	NON-CONFERENCE	0- 2	2- 1	4- 0			
4- 1	0- 0	0- 0	HOME	0- 0	1- 1	3- 0			
2- 2	0- 0	0- 0	AWAY	0- 2	1- 0	1- 0			
0- 0	0- 0	0- 0	NEUTRAL	0- 0	0- 0	0- 0			
12- 4	0- 0	0- 0	CONFERENCE	2- 1	1- 1	9- 2			
9- 0	0- 0	0- 0	HOME	2- 0	1- 0	6- 0			
3- 4	0- 0	0- 0	AWAY	0- 1	0- 1	3- 2			
0- 0	0- 0	0- 0	NEUTRAL	0- 0	0- 0	0- 0			

RPI S	Opponent	Score	RPI S	Opponent	Score	RPI S	Opponent	Score	RPI S	Opponent	Score	Team's RPI: 125
						52	A Bucknell	68 73	112	H Yale	56 58	
						70	H Wright St.	83 68	126	A Pittsburgh	64 55	
						74	A Green Bay	42 60	128	A IUPUI	44 64	
						74	H Green Bay	70 59	128	H IUPUI	70 52	
						85	A Kent St.	34 62	148	H Akron	72 61	
									194	A Milwaukee	68 71	
									194	H Milwaukee	67 47	
									196	H Robert Morris	69 59	
									239	H Loyola Chicago	74 63	
									244	H Saint Francis (PA)	80 56	
									250	A Northern Ky.	62 65	
									250	H Northern Ky.	77 66	
									278	H Cleveland St.	73 55	
									287	A Canisius	62 36	
									308	A Oakland	69 55	
									308	H Oakland	76 61	
									332	A Detroit Mercy	85 59	
									332	H Detroit Mercy	91 45	
									337	A UIC	83 59	
									337	H UIC	81 29	
LAST 12 Division I GAMES:												
			250	A Northern Ky.	62 65	308	H Oakland	76 61				
			194	H Milwaukee	67 47	278	H Cleveland St.	73 55				
			74	H Green Bay	70 59	250	H Northern Ky.	77 66				
			337	A UIC	83 59	70	H Wright St.	83 68				
			128	A IUPUI	44 64	74	A Green Bay	42 60				
			332	H Detroit Mercy	91 45	194	A Milwaukee	68 71				

Non-Div I Games: Thiel 76 53 Carlow 90 31

Youngstown St.